

2016 OFFROAD

PARTS AND ACCESSORIES



AUTOMATIC
DISTRIBUTORS

WWW.AUTODIST.COM

207.942.6769 • 800.341.1658

ACCESSORIES

9-60

BODY

61-136

HANDLEBAR & GRIPS

137-160

CABLES & LEVERS

161-252

EXHAUST

253-268

ENGINE

269-592

FUEL & INTAKE

593-680

ELECTRICAL

681-752

CLUTCH

753-788

DRIVE

789-866

BEARINGS

867-926

BRAKES

927-1000

STEERING & SUSPENSION

1001-1098

TIRES

1099-1122

TOOLS & SHOP

1123-1238

NEW FOR 2016!

ACCESSORIES



Bar Clamp Kits

page 60

Valve Caps & Rim Lock Kit

page 60



Gas Vent Hose Cap

page 60

BODY



Metal Mulisha Airbox Graphic Kit

page 116



HONDA



YAMAHA



KAWASAKI



KTM



SUZUKI

NEW FOR 2016!

BODY CONTINUED

Rockstar Graphics Kit

page 117



KTM



Bulge Bar Pads

page 124



HUSQVARNA



YAMAHA

All Grip Seat Covers

page 120

RS1 Seat Cover

page 121



**YAMAHA < HONDA SUZUKI
TRIM KITS**

page 122-123





GRIP DONUTS

page 124

CONVENTIONAL BAR PAD

page 124



All Grip Material Sheets

page 121



STICKERS & DECALS

page 128-129



NEW FOR 2016!

ELECTRICAL AND IGNITION



**GENIUS BOOST
JUMP STARTERS**

page 708



CLUTCH



**PROIX
CLUTCH COMPONENTS**

page 774-778



DRIVE

The Polisport logo, featuring the word "Polisport" in white on a red background.

**POLISPORT
CHAIN GUIDE**

page 852-859

**POLISPORT
CHAIN SLIDER**

page 860-864





PROX THROTTLE & CLUTCH CABLES

page 247-252

CABLES AND LEVERS



FUEL STAR PETCOCKS

page 664



FUEL AND INTAKE



FACTORY FX FUEL ADJUSTMENT SCREW

page 664



UNI UNIVERSAL AIR FILTERS


page 626-630



PROX AIR AND OIL FILTERS

page 604-611





ACCESSORIES

accessories

body

handlebar & grips

cables & levers

exhaust

engine

fuel & intake

electrical & ignition

clutch

drive

bearings

brakes

steering & suspension

tires

tools & shop

ALUMINUM RAMP

- Welded aluminum construction
- Lightweight with rubber-coated tips
- Heavy duty security straps included
- Rust and corrosion resistant

6' ALUMINUM BI-FOLDING RAMP

- Welded aluminum construction
- Lightweight with rubber-coated tips
- 1200 lb. distributed weight capacity
- Heavy duty security straps included
- Rust and corrosion resistant
- 48" wide x 72" long



PART #	MFG #	SIZE		
532000	AR16	6' x 48"	149.95	G

6' ALUMINUM BI-FOLDING RAMP

- Welded aluminum construction
- Lightweight with rubber-coated tips
- 1200 lb. distributed weight capacity
- Heavy duty security straps included
- Rust and corrosion resistant
- 48" wide x 72" long



PART #	MFG #	SIZE		
24-001	R001XW	6' x 48"	162.95	G

7' ALUMINUM ARCHED RAMP

- Welded aluminum construction
- Lightweight with rubber-coated tips
- 1000 lb. distributed weight capacity
- Heavy duty security straps included
- Rust and corrosion resistant
- Each ramp is 12" wide x 88" long



PART #	MFG #	SIZE		
24-004	R004M	12' x 88"	179.95	G

ALUMINUM RAMP

- Welded aluminum construction
- Lightweight with rubber-coated tips
- Heavy duty security straps included
- Rust and corrosion resistant

6' ALUMINUM TRI-FOLD ARCHED RAMP

- Welded aluminum construction
- Lightweight with rubber-coated tips
- 1200 lb. distributed weight capacity
- Heavy duty security straps included
- Rust and corrosion resistant
- 48" wide x 72" long



PART #	MFG #	SIZE		
532001	AR04T	6' x 48"	169.95	G

7' ALUMINUM TRI-FOLD RAMP

- Welded aluminum construction
- Lightweight with rubber-coated tips
- 1200 lb. distributed weight capacity
- Heavy duty security straps included
- Rust and corrosion resistant
- 54" wide x 84" long



PART #	MFG #	SIZE		
532002	AR16T-7	7' x 54"	214.95	G

6' ALUMINUM TRI-FOLD RAMP

- Welded aluminum construction
- Lightweight with rubber-coated tips
- 1200 lb. distributed weight capacity
- Heavy duty security straps included
- Rust and corrosion resistant
- 50" wide x 72" long



PART #	MFG #	SIZE		
24-003	R003	6' x 50"	174.95	G

accessories

body

handlebar & grips

cables & levers

exhaust

engine

fuel & intake

electrical & ignition

clutch

drive

bearings

brakes

steering & suspension

tires

tools & shop

accessories

body

handlebar & grips

cables & levers

exhaust

engine

fuel & intake

electrical & ignition

clutch

drive

bearings

brakes

steering & suspension

tires

tools & shop



#1 MFG. OF ALUMINUM RAMPS IN THE USA

☆ **SPECIAL SHIPPING POLICY**

This product exceeds the standard UPS shipping size. A large package surcharge of \$45.00 will be added to your order.

PART #	SIZE	WEIGHT	CAPACITY		
LR444	44" x 72"	28#	1,500#	209.95	B
LR744 ☆	44" x 82"	30#	1,200#	264.95	B

NOTE: If you are loading a snowmobile with these ramps it is recommended that you lay something down where the skis ride. **THE RUNNERS DIG INTO THE ALUMINUM VERY EASILY.**

BI-FOLD

- Lightweight & Rugged
- Never Rust
- 100% Aluminum



#1 MFG. OF ALUMINUM RAMPS IN THE USA

TRI-FOLD

- Lightweight & Rugged
- Never Rust
- 100% Aluminum

PART #	SIZE	FOLDED	CAPACITY		
LR751	51" x 82"	17" W	1,000#	233.95	B



TRI-FOLD SPORT UTILITY RAMPS

- UPS shippable
- Make loading equipment easy!
- Completely assembled - tri-fold and ready in seconds
- Heavy duty riveted rungs
- Durable and rust-resistant aluminum
- Dual safety chains with S-hooks are included
- For easier loading of snowmobiles and equipment with small tires
- Ramps are designed to accommodate plywood decking (not included)
- 3 year limited warranty



PART #	MFG #	SIZE	SIZE FOLDED	WEIGHT	CAPACITY	
FT077	1121500	55" W x 75" L	18" W	46-1/2#	1500#	359.50 E

NOTE: If you are loading a snowmobile with these ramps it is recommended that you lay something down where the skis ride. **THE RUNNERS DIG INTO THE ALUMINUM VERY EASILY.**



HEAVY DUTY LIFTARM

- Unaffected by temperature
- Zinc electro-plated steel
- 16 gauge steel tubing
- Stronger, lifts more weight
- No seals to deteriorate
- Specially treated shot-peened high tensile spring mechanism lasts for years



PART #	MFG #		
CM68	PA-CNRMPG8	99.95	B



MOTORCYCLE RAMP AND RAIL FOR SMALL TRAILERS

- Rail and ramp convert boat or utility trailer to cycle carrier
- Ramp hooks into rail slot for easy on-off connection
- Parts are pre-punched to mount on trailer cross members
- Ramp can be bolted beside rail for transport
- Width: 8-1/2" • Lip: 2"
- Made of 12 gauge galvanized steel
- Edges deburred for safety



PART #	DESCRIPTION	SIZE		
CS26110	Motorcycle Rail	76-1/2"	101.95	G
CS26150	Motorcycle Ramp	48"	76.95	G

RAMP PLATE KIT

- Kit contains 2 heavy-duty steel top plates with mounting hardware
- Simply bolt ramp parts to the 2" x 8" planks (not included)
- Heavy-duty steel construction, black powder coated, & easy to assemble
- Includes nonslip protective pad
- Plates feature traction grips
- Sold as a pair



PART #	MFG #	SIZE		
BYRP8	RP8	2" x 8"	34.95	G

RAMP PLATES

- Our aluminum loading ramp plate can quickly convert a 2" x 8" board into a quick and very inexpensive loading ramp to load your atv, motorcycle, lawn mower, etc. into your pickup or on a trailer
- Available in 2 sizes
- Sold each

PART #	MFG #	SIZE	WEIGHT	
EK7100	07100	3/16"	350#	14.90 G
EK7200	07200	1/4"	750#	25.45 G

ERICKSON



2-PACK BOXED RAMP KIT

- Kit includes: carriage bolts, nuts, and washers
- (2) 750 lb. ramp plates (1/4")

PART #	MFG #		
EK7400	07400	49.95	G

ERICKSON



NON-SKID THE INSTANT, SELF ADHESIVE, ANTI-SLIP SAFETY SURFACE

- Quick and easy to apply
- Peel the backing off and stick down
- Can be applied to any clean, dry smooth surface
- Non-Skid is a heavy duty long lasting, anti-slip material that produces a durable surface, defiant to all weather conditions
- With careful attention to bonding, Non-Skid will endure temperature extremes of -40 degrees to 220 degrees
- Non-Skid is waterproof under normal use

ISC Racer's Tape

PART #	MFG #	SIZE		
IS210	RT8014	2" x 10'	12.99	G
IS410	RT8016	4" x 10'	24.99	G



accessories

body

handlebar & grips

cables & levers

exhaust

engine

fuel & intake

electrical & ignition

clutch

drive

bearings

brakes

steering & suspension

tires

tools & shop

ACCESSORIES

accessories

body

handlebar & grips

cables & levers

exhaust

engine

fuel & intake

electrical & ignition

clutch

drive

bearings

brakes

steering & suspension

tires

tools & shop

MAXX DRY XL

FEATURES:

- Forced hot air technology
- Dries In one hour
- Automatic shut off timer
- No more than 100 degrees
- Kills bacteria
- Stops foot odor
- Dries 4 items at a time
- Including gloves and helmets
- UL listed

MaxxDry XL 578000 69.95 G



MAXX DRY BD

FEATURES:

- Absorbs 6 - 8 Ounces of Moisture
- 100% Rechargeable
- Wireless
- Non-Toxic
- Best in Small, Enclosed Areas
- Protects Objects From Mold, Mildew and Moisture Rot
- Uses Moisture Meter Crystals
- Once Moisture is Absorbed, It Does Not Leak or Spill
- Only Takes 4 Hours to Completely Renew the Unit

MaxxDry BD 578009 34.95 G

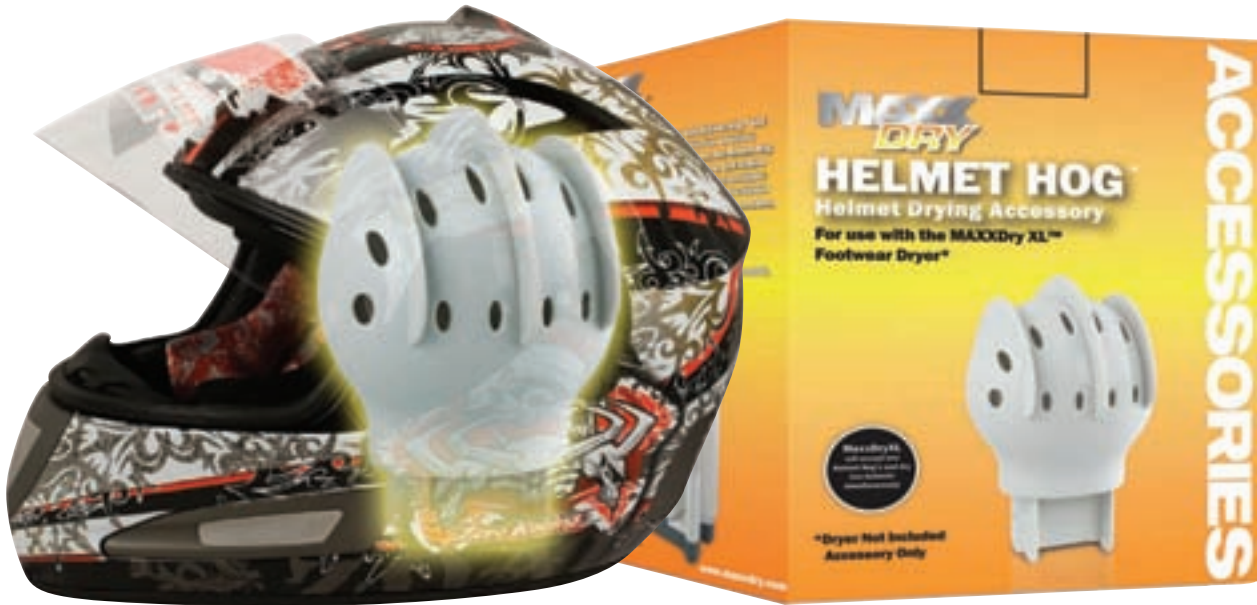


MAXX DRY HELMET HOG Helmet Drying Accessory

FEATURES:

- For use with MaxxDry XL
- Dry the wet and sweat out
- Will not damage liner

MaxxDry Helmet Hog 578001 12.95 G



accessories
body
handlebar & grips
cables & levers
exhaust
engine
fuel & intake
electrical & ignition
clutch
drive
bearings
brakes
steering & suspension
tires
tools & shop

MAXX DRY SD

FEATURES:

- Removes dampness and odor
- Thermal convection
- Warms in minutes
- Dries in hours
- Efficient, silent and tough
- UL listed
- 1 year warranty
- Extra mark up

MaxxDry SD 578002 39.95 G



ACCESSORIES

accessories

FEATURES:

- Portable - Plug into your car
- Plug in at home
- Warms in minutes
- Dries in hours
- Radiator technology
- UL listed

MAXX DRY



MaxxDry Circulator VT 578003 24.95 G

FEATURES:

- Anti-slip tread design
- Easy on and off
- Steel studs
- Binds securely to any footwear
- Will not fall off

MAXX DRY



MaxxDry Ice Stud

SIZE	PART #		
M	578004	24.95	G
L	578005	24.95	G
XL	578006	24.95	G

FEATURES:

- Portable or bolt down
- Weatherproof
- Quickly cleans even the muddiest boots
- Keep mud and dirt outside

MAXX DRY



MaxxDry Mudd Stopper 578007 39.95 G

GREENHEAT™ 4400 MAH

HAND WARMER/CHARGER 2&1

The GreenHeat™ Hand Warmer/Charger 2 in 1 is an eco-friendly, rechargeable electronic solution to cold hands. Complete with convenient temperature selection and ability to charge your cell phone, there is no more need for disposable hand warmers littering the mountainside!

Key Features:

- Temperature ON/OFF switch
- Two temperature settings: Low (107° F) & High (118° F)
- Charging time : 2.5 - 3.5 hours
- High capacity battery holds a charge for 4-5 hours of use
- Can be recharged more than 500 times
- Multifunctional design also works as portable mobile phone charger
- Will give approximately one full charge to most smart phones
- Thermal Conductive Aluminum Shell
- Cable & carrying case included



MAXX DRY

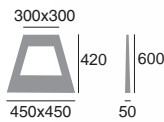
COLOR	PART #		
BLACK	578014	39.95	B
SILVER	578015	39.95	B

BIKE STAND



P
PATENT
PENDING

*As compact as you wish.
Stronger than you'd imagine.*



Polisport foldable bike stand keeps growing in popularity and for 2013 it has also grown in sturdiness and rigidity. By further reinforcing the plastic composite and by introducing more structural rigidity, Polisport has made this unique accessory one of the most reliable products in the market. Since Polisport's foldable bike stand was launched, it has been featured and reviewed by industry publications all over the world, it has been used by many professional teams and it was also the FIM Motocross World Championship Official Podium Bike Stand. A place it deserves for being a champion. The reasons for this success are quite clear. No other bike stand offers such a package of lightness, practicality and strength. Garages became roomier, vans and trailers grew to be larger and pits were made prettier.

FEATURES:

- Patent pending
- Up to 552 pounds / 250kg
- Folding design
- Bi-material: polypropylene and rubber
- Main features: injection molded rubber
- High resistance structure
- No tools required
- Space saving
- Easy to carry
- Lightweight
- FIM Motocross World Championship Official Podium Bike Stand



U universal mounting
bi bi material
250 kg / 550 lbs maximum weight

COLOR	PART #		
Yellow RM 01	992744	104.45	L
Orange	992745	104.45	L
Blue	992746	104.45	L
Red CR 04	992747	104.45	L
Green 05	992748	104.45	L
Black/White	992749	104.45	L
Black/Black	992750	104.45	L



- accessories
- body
- handlebar & grips
- cables & levers
- exhaust
- engine
- fuel & intake
- electrical & ignition
- clutch
- drive
- bearings
- brakes
- steering & suspension
- tires
- tools & shop

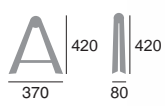
accessories

TRIPOD

Multi-Fit Triangle Stands



P
PATENT
PENDING



Polisport's bike stand is a hit amongst riders and teams as well as privateers and casual riders who sometimes have to move or store the bike on their own, as it's not always easy to lift a bike. With this in mind, Polisport presents the Tripod which offers a strong and stable lateral support forming a three point hold up with the rear wheel. Being made from strong plastic components it is as robust as it is light. With colors to match each manufacturers brand livery, it promises to be a practical rider's best friend.

FEATURES:

- Carry it in your backpack
- High resistant folding design
- Space saving
- Universal fitting
- Easy to carry
- Includes Tripod multifit triangle bolt/spacers for Ø12 and Ø18mm rear wheel inner diameter axles



COLOR	PART #		
Yellow RM 01	992738	42.45	L
Orange	992739	42.45	L
Blue	992740	42.45	L
Red CR 04	992741	42.45	L
Green 05	992742	42.45	L
Black	992743	42.45	L



ACCESSORIES



- accessories
- body
- handlebar & grips
- cables & levers
- exhaust
- engine
- fuel & intake
- electrical & ignition
- clutch
- drive
- bearings
- brakes
- steering & suspension
- tires
- tools & shop

MUFFLER PLUGS



DESCRIPTION	PART #
2 Strokes	992735 7.45 ea L
4 Strokes	992736 8.45 ea L
4 Strokes - 6 Units / 2 Strokes - 4 Units	992737 60.45 pkg L

FORK SAVER



992734	20.45	L
--------	-------	---

VENT & VALVE



992733	13.45	L
--------	-------	---

ULTIMATE MUD REMOVER

Polisport is presenting another essential tool for the professional or amateur off-road rider. The Ultimate Mud Remover is an evolution of the solutions already available on the market. Small and easy to carry and store, this mud remover is highly resistant and yet very light. Besides having two different scrapping shapes, for curvaceous or flat surfaces, it includes spoke cleaner and also three sizes of hex wrenches.

FEATURES:

- Raised textured handle for positive grip
- Cleaning surfaces for spoke, flat surfaces and tight crevices
- Built in 8, 10 and 12 mm tool
- Holes to hang the mud remover on the Tool Storage Wall
- Curved edges won't graze the motorcycle
- Use it before power washing



992732	7.95	L
--------	------	---



TRIANGLE MOTORCYCLE STAND

The "W" shaped Triangle Stand design makes it stable on uneven ground. It is constructed from high-quality carbon steel and zinc plated for rust and corrosion protection. Weighs 1.8 lbs. Made in the USA.



TRI-STAND	16.95	D
-----------	-------	---

The Fastest Way to Dry Your Bike



Great for cars too!



AIR FORCE® BLASTER®


Metro's classic Air Force® Blaster® has taken the motorcycle industry by storm, quickly earning a reputation among professionals and bikers alike as the most powerful and efficient dryer available. With a body of steel and powerful 4.0 Peak Horsepower motor, the Blaster® produces 29,250 ft./min. of clean, dry, warm, filtered air and blasts water off of bikes in seconds cutting drying time by 80%! The Blaster® leaves no spots or oily residue and completely eliminates "after-streaking"™, those annoying streaks that appear out of nowhere when you start riding because of hidden water. With the Blaster®, water has no place to hide™! The Blaster® is also safer (great for older bikes and expensive customs) and more efficient than compressed air or leaf blowers.

- Cuts drying time by 80%
- Blows warm, dry, clean, filtered air
- Eliminates "afterstreaking"™
- Water has no place to hide™
- Better/safer than compressed air or leaf blowers
- Rugged all-steel construction
- Lightweight and portable
- Heavy duty neoprene blower nozzle plus 5 interchangeable attachments
- 10ft x 1.5" flexible commercial strength hose
- E/Z change foam filter
- 5-year motor warranty

962500 289.50 ea B

SNAP ON VELCRO 4 WHEEL DOLLY

Optional Dolly for AIR FORCE® BLASTER®



962508 28.50 set of 4 L

WALL/TABLE BRACKET

Optional for AIR FORCE® BLASTER®



962507 26.50 ea B

FOAM FILTERS

For AIR FORCE® BLASTER® PACKAGE OF 3

962504 6.00 pkg L

WALL/TABLE BRACKET WITH 10' EXTENSION HOSE KIT

Optional for AIR FORCE® BLASTER®

962506 64.50 ea H



The Fastest Way to Dry Your Bike

DROP SHIP

962501 IS DROP SHIPPED FROM THE MANUFACTURER. PLEASE ALLOW ADDITIONAL TIME FOR DELIVERY

Great for cars too!

Air Force® Master Blaster®

For those who want even more power and versatility, there's the Air Force® Master Blaster® with its two, twin-fan, 4.0 Peak HP motors (total of 8 Peak HP) capable of delivering up to 58,500 feet-per-minute of clean, dry, warm, filtered air! Each motor is controlled by a separate switch that allows you to select from three different airflow and temperature levels.



- Heavy duty neoprene blower nozzle plus 5 interchangeable attachments
- 10ft x 1.5" flexible commercial strength hose
- E/Z change foam filter
- 1-year warranty

962501 528.50 ea B



Air Force® Blaster® SideKick™

For riders who want an affordable, high-quality, high-performance, American-made, super-compact portable, Metro is proud to introduce the all-new, all-steel Blaster® SideKick™! It features a powerful 1.3 HP motor that pumps out 18,000 feet-per-minute of warm (25-30° above ambient) filtered air that will thoroughly dry a full-size road bike in minutes. Yet, at a mere 9.5" high and weighing just a hair over 3 lbs., the SideKick™ is small enough and light enough to ride comfortably in a saddlebag. The SideKick™ is equally at home in the driveway or on the road and makes an economical pack-along to complement your home-based Blaster® or Master Blaster®!

- Heavy duty neoprene blower and air flare nozzles
- E/Z change foam filter
- 1-year warranty

962505 115.00 ea B

MASTER BLASTER WALL MOUNTING BRACKET

Designed for
AIR FORCE®
MASTER BLASTER®



962503 26.50 ea B

CARRY ALL

Nylon • Heavy duty • Lightweight
• Foam Filled

962502 76.50 ea L



FOAM FILTERS

For AIR FORCE® BLASTER SIDEKICK®
PACKAGE OF 3

962509 5.00 pkg L

FOAM FILTERS

For AIR FORCE® MASTER BLASTER®
PACKAGE OF 3

962504 6.00 pkg L

accessories

body

handlebar
& grips

cables &
levers

exhaust

engine

fuel &
intake

electrical
& ignition

clutch

drive

bearings

brakes

steering &
suspension

tires

tools &
shop

accessories



RAM stands for Round-A-Mount. Most of the product line is based on a patented design revolving around a rubber ball and socket system. RAM products have quickly become an essential mounting component for a wide variety of applications requiring a robust mounting solution. Incorporating a non-slip feature as well as shock and vibration dampening, our mounting solutions are truly one of a kind and enhance every application they are used in. RAM products are available to support devices from less than a pound up to 185 pounds. Utilizing the finest assembly hardware, durable composites, steel, stainless steel, rubber, and aluminum, our mounting bases and complete kits are manufactured to perform above expectations and remain cost effective. Mounts for most any two or four wheel mode of transportation. Several versions of handlebar kits are available to accommodate the most popular makes and models. Most any portable electronic device can be quickly and securely mounted with RAM. Cell phones, radar detectors, GPS, and XM Radios are just some of the items we offer mounts for. Designed for rugged outdoor use, RAM is the ideal accessory for your electronics when you need a motorcycle, ATV or UTV mount.

body

handlebar & grips

cables & levers

exhaust

engine

fuel & intake

electrical & ignition

clutch

drive

bearings

brakes

steering & suspension

tires

tools & shop

STEP 1 MOUNTING SYSTEMS



963000	17.12	H	RAM Rail Base w/ Ball and Zinc U-Bolt
963001	16.38	H	RAM Base W/ U-Bolt For 1/2" to 1" Diameter
963002	15.10	H	RAM MotorCycle Handlebar Base w/ 1" Ball
963003	14.79	H	RAM .87 X 2.25 w/11mm Hole and 1" Ball
963004	14.79	H	RAM Base w/ 9mm Hole and 1" Ball
963005	18.50	H	RAM Cycle Stem Base w/1" Ball
963006	26.50	H	RAM Reservoir Cover Center Ball
963007	27.45	H	RAM Reservoir Cover Side Ball
963008	11.02	H	RAM Base W/M10 X 1.25 Pitch and 1" Ball
963009	26.08	H	RAM Cycle Pivot Base w/Stud

963010	13.73	H	RAM MotorCycle Base w/Hole M8 Screw
963011	24.64	H	RAM MotorCycle Handlebar Base w/Two 1" Balls
963012	33.23	H	Chrome RAM W/ U-Bolt for 1/2" to 1" Diameter
963013	41.60	H	Chrome RAM Cycle Handlebar Base w/1" Ball
963016	23.69	H	RAM Base w/U-Bolt and UTV Strap Base
963017	22.52	H	RAM DBL U-Bolt Base w/1" Ball
963018	46.06	H	Chrome Cycle Handlebar Base w/Two 1" Balls
963019	9.38	H	RAM Ball W/ 3/8-16 Thread Post
963020	21.41	H	RAM V Base Ball & Straps For 1/2"-2" Diameter

STEP 2 ARMS



963022	16.16	H	RAM Double Socket Arm For 1" Balls
963023	24.12	H	RAM DBL Socket Arm B Ball C Length
963024	57.29	H	Chrome RAM Double Socket Arm For 1" Ball

STEP 3 CRADLE ADAPTERS



963025	9.59	H	RAM 2 7/16" X 1 5/16" Base W/ Ball
963026	9.54	H	RAM 2 1/2" DIA. Base W/ 1" Ball
963027	23.69	H	Chrome RAM 2 7/16" X 1 5/16" Base W Ball

STEP 4 ACCESSORIES



AQUA BOXES



963096	7.42	H	RAM Large Size Aqua Box Replacement Lens
963097	38.74	H	RAM Medium Size Aqua Box
963098	6.78	H	RAM Medium Size Aqua Box Replacement Lens
963099	33.18	H	RAM Small Size Aqua Box
963101	5.41	H	RAM Small Size Aqua Lens Replacement
963102	51.14	H	RAM Medium Square Size Aqua Box
963103	7.53	H	RAM Medium Square Size Aqua Lens Replace.



continued

UNIVERSAL
HOLDERS



**RAM Universal X-Grip™
Cell Phone Holder with 1" Ball**
* CRADLE ADAPTER NOT NEEDED.

963094* 25.18 ea H



**RAM Small Universal
Spring Loaded Clamping
Cell Phone Holder**

963088 25.00 ea H



**RAM Universal Spring Loaded
Cell Phone Cradle Holder**

963095 14.54 ea H



RAM Universal X-Grip™ Cell Phone Holder

963093 25.33 ea H



**RAM Mount Adjustable Rugged Universal
Finger Grip Holder Cradle for Cell Phone
and Smart Phone Mobile Devices**

963090 25.65 EA H
PACKAGED

963091 21.25 EA H
BULK PACK



**RAM Medium Size Universal Spring Loaded
Clamping Holder with Rubber Clamps for
Cell Phones, iPhones & iPods**

963092 15.32 ea H

accessories

body

handlebar
& grips

cables &
levers

exhaust

engine

fuel &
intake

electrical
& ignition

clutch

drive

bearings

brakes

steering &
suspension

tires


tools &
shop



continued



STEP 4 ACCESSORIES continued



CRADLES

963036	22.15	H	RAM Holder For Garmin GPS 12 Series
963037	11.92	H	RAM Holder Garmin IQUE
963038	8.11	H	UNPKD RAM Adapter For Garmin Bases
963039	11.55	H	RAM Holder Garmin 60 Series
963040	9.49	H	RAM Garmin 60 Series Holder
963041	15.85	H	RAM Holder Garmin 76C Series
963042	14.73	H	RAM Holder Garmin ETREX Color
963043	17.22	H	RAM Holder Garmin C320 C330 w/ Ball
963044	15.48	H	RAM Holder Garmin GPS II & III Series
963045	14.04	H	RAM Holder Garmin RINO 530 520
963046	15.26	H	RAM Holder Garmin NUVI
963047	13.14	H	RAM Holder Garmin NUVI
963048	9.49	H	RAM Holder Garmin I Series NUVI 200, 700
963049	7.74	H	RAM Holder Garmin I Series NUVI 200, 700
963050	12.93	H	RAM Holder Garmin NUVI 660
963051	12.93	H	RAM Holder Garmin NUVI 200 250
963052	11.55	H	RAM Holder Garmin NUVI 200W 250W
963053	13.94	H	RAM Holder Garmin NUVI 750 760 770 780
963054	13.04	H	RAM Holder Garmin Colorado Series
963055	14.63	H	RAM Holder Garmin NUVI 5000



Designed to fit:



963056	15.48	H	RAM Holder Garmin 45,48,89,90 & 92
963057	21.31	H	RAM Holder Garmin NUVI 880 850
963058	12.46	H	RAM Holder Garmin Oregon
963059	13.78	H	RAM Holder Garmin NUVI 500
963060	11.66	H	RAM Holder Garmin NUVI 1200
963061	12.30	H	RAM Holder Garmin NUVI 1300
963062	12.51	H	RAM Holder Garmin Dakota
963063	22.47	H	RAM Holder Garmin NUVI 1690
963064	12.83	H	RAM Holder Garmin 3700 Series
963065	13.89	H	RAM Holder Garmin E-Map
963066	11.98	H	RAM Holder Garmin GPSMAP 78
963067	11.02	H	RAM Holder Garmin NUVI 2200 Series
963068	15.21	H	RAM Holder Garmin E-TREX
963069	16.80	H	RAM Holder For Garmin GPS 76 Series
963070	12.35	H	RAM Holder For Garmin GPSMAP 176,
963071	21.31	H	RAM Cradle For Garmin Rino
963072	11.40	H	RAM Custom Holder Garmin 2610,

Designed to fit:



963073	15.53	H	RAM Holder Magellan 12, 310, 315, 320
963074	13.62	H	RAM Holder Magellan Triton 1500 2000
963075	16.80	H	RAM Holder Magellan 3200 3210 3220
963076	13.25	H	RAM Holder Magellan 4200 4210 4220
963077	14.36	H	RAM Holder Magellan Meridian Cradle
963078	22.79	H	RAM Holder Magellan Sportrak Cradle
963079	15.42	H	RAM Holder Magellan Explorist
963080	22.79	H	RAM Holder Magellan TRITON 300 400 500

Designed to fit:



963028	14.04	H	RAM Holder For Apple Touch 4th Gen
963029	12.40	H	RAM Holder For I-POD NANO
963030	10.97	H	RAM Holder For Apple iPhone
963031	12.08	H	RAM Holder For Apple IPOD Touch
963032	13.30	H	RAM Holder For Apple IPOD NANO 3RD
963033	14.42	H	RAM Holder For Apple iPhone 3G
963034	12.30	H	RAM Holder For Apple Touch 2ND Gen
963035	10.97	H	RAM Holder For Apple iPhone 4

Designed to fit:



963081	13.89	H	RAM Holder TOMTOM 510 710 910
963082	12.08	H	RAM Holder TOMTOM ONE V2 V3
963083	12.77	H	RAM Holder TOMTOM ONE XL
963084	15.95	H	RAM Holder TOMTOM 720 920
963085	13.62	H	RAM Holder TOMTOM 130
963086	15.05	H	RAM Holder TOMTOM 330 Series
963087	22.05	H	RAM Holder TOMTOM 740



UNIVERSAL FIT MIRRORS

accessories

- body
- handlebar & grips
- cables & levers
- exhaust
- engine
- fuel & intake
- electrical & ignition
- clutch
- drive
- bearings
- brakes
- steering & suspension
- tires
- tools & shop

4" ROUND MIRROR

- Fits left or right.
- 4" mirror with 8" stem.
- Sold as Each



PART #			DESCRIPTION
202667	7.95	L	8mm Thread
202668	7.95	L	10mm Thread

BAR-END MIRROR

- Fits left or right.
- 7/8" handlebar.
- Black or chrome.
- Sold as Each



PART #			DESCRIPTION
EM34000	17.95	L	Chrome
EM34010	15.95	H	Black

3" CHROME STAMPED STEEL MIRROR

- Stamped chrome back with 3" mirror provides timeless look
- Fully adjustable for left or right sides
- Clamp-style mirrors will clamp on 7/8" or 1" diameter handlebars with included hardware
- Sold as Each



PART #			DESCRIPTION
202383	12.95	L	4" stem with 3 size clamp
202384	12.95	L	6" stem with 3 size clamp
202385	12.95	L	Bolt thru stem for Harley®
202387	12.95	L	10mm screw on stem
202388	12.95	L	Yamaha stem/RH Only



UNIVERSAL FIT MIRRORS

TRUE VISION MIRROR

- Matte black finish.
- 5" stem
- 131mm x 81mm True Vision mirror.
- Sold in right / left pairs.
- One pair per slide pack.



PART #			DESCRIPTION
202934	13.95	L	10mm Thread
202936	13.95	L	Yamaha Stem

TRUE VISION BAR END MIRROR

- Universal mounting bar end mirrors with true vision mirrors.
- Bar End mirror with new look "El Chico" smaller rectangular mirror.



PART #			DESCRIPTION
202575	17.95	L	Universal mounting bar end mirror

MATTE BLACK TRUE VISION MIRROR

- 130mm x 85mm, True Vision mirror surface
- Matte Black finish.
- 10mm thread long or short stems.



	SHORT		LONG	
DESCRIPTION	PART#		PART#	
Universal 10mm/Pair	202822	15.95 L	202823	15.95 L
Left Side Only	202826	8.95 L	202827	8.95 L
Right Side Only	202830	8.95 L	202832	8.95 L



UNIVERSAL FIT MIRRORS

ROADHAWK MIRROR

- 3-1/4" x 5-1/4" mirror surface.
- 5" or 7" long stem
- 10mm thread mount.
- Sold in right / left pairs.
- One pair per slide pack.

PART #			DESCRIPTION
202412	17.95	L	5" Stem
202416	17.95	L	7" Stem

LATE MODEL HONDA REPLICA MIRROR

- Replicas for late model Hondas.
- Fits any make or model with 10mm threads.
- One per slide pack.

PART #			DESCRIPTION
202518	12.95	L	LH
202519	12.95	L	RH

UNIVERSAL/HONDA

- Thread into EM28120 handlebar clamp for a universal mirror
- Stock replacement for Honda XR250L

PART #			DESCRIPTION
EM30680	6.95	L	BLACK



accessories

- body
- handlebar & grips
- cables & levers
- exhaust
- engine
- fuel & intake
- electrical & ignition
- clutch
- drive
- bearings
- brakes
- steering & suspension
- tires
- tools & shop



UNIVERSAL FIT MIRRORS

SUZUKI STYLE MIRROR

- These are the same as Suzuki OEM mirrors for Euro Model GS125 and GSX250/400.
- They are excellent 10mm screw-in universal mirrors.
- Fits right or left.



PART #			DESCRIPTION
202803	23.95	L	7" Stem

UNIVERSAL/SUZUKI

- Thread into EM28120 handlebar clamp for a universal mirror
- Stock replacement for Suzuki DR models



PART #			DESCRIPTION
EM78201	10.95	H	RH
EM78202	10.95	H	LH

ENDURO

- Black universal mirror
- Threads into universal clamp or mirror bracket handlebar clamp for a universal mirror.
- Fits right or left side



PART #			DESCRIPTION
EM64580	9.95	H	Fits right or left side



UNIVERSAL FIT MIRRORS

- accessories
- body
- handlebar & grips
- cables & levers
- exhaust
- engine
- fuel & intake
- electrical & ignition
- clutch
- drive
- bearings
- brakes
- steering & suspension
- tires
- tools & shop

CLAMP-ON TINTED MIRROR

- Three clamp sizes in each box.
- Fits 3/4", 7/8" and 1" handlebars.
- One per slide pack.

PART #			DESCRIPTION
EM06804	10.95	L	4" Stem
EM06808	9.95	J	8" Stem
202382	10.95	L	10" Stem



CLAMP-ON MIRROR

- Two styles oval and classic.
- Die-cast or stamped steel clamp on.
- One per slide pack

PART #			DESCRIPTION
202578	11.95	L	Metal (classic)
202583	14.95	L	Die-cast (classic)
202587	14.95	L	Metal (oval)



TRUE VISION UNIVERSAL MOUNT ENDURO MIRROR SET

- Lightweight and easily mounts to most all clutch and master cylinder brackets that use 5mm bolts.
- May easily be modified to 6mm.
- Sold in pairs.

PART #			DESCRIPTION
202783	22.95	L	True vision universal mount



UNIVERSAL 7/8" CLAMP-ON

- Fits left or right.
- Boxed each.

PART #			DESCRIPTION
202690	6.95	L	Universal 7/8" Clamp-on



accessories

body

handlebar & grips

cables & levers

exhaust

engine

fuel & intake

electrical & ignition

clutch

drive


bearings

brakes

steering & suspension

tires

tools & shop



MIRROR ACCESSORIES

REPLACEMENT STEMS

DESCRIPTION	LONG 7"			SHORT 5"		
Chrome/10mm	202606	1.95	L	202608	1.95	L
Chrome/YAM RH	202607	1.95	L	202609	1.95	L
Chrome/Harley®	202596	2.95	L	202597	1.95	L
Chrome/Use with clamp	202748	4.95	L	202747	4.95	L
Chrome/Handlebar clamp	202476	35.95	L	---		



MIRROR ADAPTORS

DESCRIPTION	BLACK			CHROME		
8mm to 10mm adaptor	202477	2.95	L	202478	2.95	L
10mm to 8mm adaptor	202479	2.95	L	202480	2.95	L



MIRROR BRACKETS

Universal to fit 7/8" handlebars

	BLACK			CHROME			CARBON		
10mm	EM28120	6.95	L	202482	8.95	L	202483	6.95	L
Yamaha RH	202484	6.95	L	202485	8.95	L	202486	6.95	L



UNIVERSAL FIT MIRRORS



121527



121532



121530

PART #				DESCRIPTION
121527	18.95	L		Bar-end Chrome
121530	9.95	L		Clamp-on Uni - CP/4"
121532	11.95	L		Clamp-on Uni - CP/10"

UNIVERSAL BAR END MIRROR

- Adjustable
- Shock resistant construction
- Left or right reversible
- Black

6212041 14.95 EA L



HAND MIRROR

Solid Black Only.

Lightweight, 2-1/2" x 3-1/3" convex acrylic safety lens. Adjustable black velcro strap to keep secure on back of your glove or sleeve so you can see behind you.

M25 8.95 EA L



HANDLEBAR MIRROR WITH ADJUSTABLE LENS

- 3" round mirror • Adjustable velcro strap for quick and easy mounting.



AM1000 13.95 EA L

WRIST MIRROR

- Very popular / low cost safety item.
- Lightweight and convenient.
- Adjustable straps keep this secure.
- Fits over your sleeve or glove.
- 3" round mirror.
- Black only.
- Sold each.



224150 6.95 EA L

accessories

body

handlebar
& grips

cables &
levers

exhaust

engine

fuel &
intake

electrical
& ignition

clutch

drive

bearings

brakes

steering &
suspension

tires

tools &
shop

accessories



Not suitable for children under 3 years old due to small size of components

NEW-RAY DIE-CAST TOYS

INDIVIDUALLY DISPLAY BOXED



1:32 DIRT BIKE & ATV ASSORTMENT (24 PCS)



Contains:
Dirt Bikes:
(3) Yamaha YZ 125
(3) Honda CRF 450R
(3) Honda CR250R
(3) Kawasaki KX 250
(3) Suzuki RM125
Four Wheelers:
(3) Yamaha Banshee
(2) Honda 400 EX
(2) Yamaha Warrior
(2) Yamaha Raptor 660

370072 99.95 G

TWO TWO MOTORSPORTS HONDA TEAM GIFT SET (CHAD REED)



370107 62.95 G

GEICO HONDA FACTORY CONNECTION TEAM GIFT SET (KEVIN WINDHAM)



370147 66.95 G

1:32 YOSHIMURA SUZUKI FACTORY TEAM GIFT SET (JAMES STEWART)



370118 62.95 G

B/O MONSTER TRUCK (TRYME)



370145 6.95 G

1:24 PRO COMP SHORT COURSE OFF ROAD TRUCK



370100 32.95 G

accessories
body
handlebar & grips
cables & levers
exhaust
engine
fuel & intake
electrical & ignition
clutch
drive
bearings
brakes
steering & suspension
tires
tools & shop

D/C MINI MONSTER TRUCK FRICTION

SOLD EACH



370144 3.95 G

D/C MINI BIKES, PULL BACK

SOLD EACH



370142 2.95 G

D/C MINI RODS, PULL BACK

SOLD EACH



370143 2.95 G

1:12 BMW R1200RT-P U.S. POLICE BIKE



370029 19.95 G

1:12 KTM 1290 SUPERDUKE R (2014)



KTM

370129 11.95 G

1:12 1934 INDIAN SPORT SCOUT



Indian 370078 13.95 G

1:32 INDIAN BIKE, 12 ASSORTED STYLES



370071 59.95 G



(A) 1906 CAMEL BACK SINGLE



(B) 1912 V-2 INDIAN



(C) 1929 SCOUT RACER



(D) 1933 INDIAN SCOUT



(E) 1939 INDIAN FOUR



(F) 1940 SCOUT BOARD TRACK RACER



(G) 1947 SPORT SCOUT BABBER



(H) 1947 CHIEF 47



(I) 1945 CHIEF



(J) 1937 JR. SCOUT



(K) 1908 INDIAN TWIN RACER



(L) 1914 INDIAN SINGLE BOARD-TRACK RACER

ACCESSORIES

accessories

body

handlebar & grips

cables & levers

exhaust

engine

fuel & intake

electrical & ignition

clutch

drive

bearings

brakes

steering & suspension

tires

tools & shop

1:12 DUCATI GP11 STREET BIKE (VALENTINO ROSSI)



DUCATI

370037 23.95 G

1:12 DUCATI GP11 STREET BIKE (NICKY HAYDEN)



DUCATI

370038 19.95 G

1:12 DUCATI 1198 STREET BIKE



DUCATI

370028 11.95 G

1:12 DUCATI MULTISTRADA 200S PIKES PEAK



DUCATI

370127 11.95 G

1:32 DUCATI SERIES I, 12 ASSORTED STYLES

DUCATI

370069 99.95 G



(A) 750 IMOLA



(B) 750 SPORT



(C) 900 SS



(D) 900 M.H. REPLICA



(E) 851 SUPER BIKE



(F) 750 F1



(G) SILURO



(H) GS MARIANNA



(I) 250 BICILINDRICO



(J) 500 GP



(K) 450 SCRAMBLER



(L) 888 SBK FALAPPA

1:18 SPECIALTY VEHICLES DIE CAST ASSORTMENT - 6 STYLES

370158 39.95 G



(A) SUZUKI GSX 1300R



(B) SUZUKI RM-Z450



(C) YAMAHA YZF-R6



(D) HONDA CBR600RR



(E) KAWASAKI NINJA ZX-6RR



(F) YAMAHA YZ 450F

1:12 2006 HONDA CBR600R STREET BIKE



HONDA

370016 13.95 G

1:6 HONDA CBR 1000RR STREET BIKE



HONDA

370091 37.95 G

1:12 2011 REPSOL HONDA STREET BIKE (CASEY STONER)



HONDA

370040 19.95 G

1:12 2011 REPSOL HONDA STREET BIKE (DANI PEDROSA)



HONDA

370039 19.95 G



1:12 HONDA GOLD WING 2010 (RED) STREET BIKE

HONDA

370019 19.95 G

accessories

body

handlebar & grips

cables & levers

exhaust

engine

fuel & intake

electrical & ignition

clutch

drive

bearings

brakes

steering & suspension

tires

tools & shop

ACCESSORIES

- accessories
- body
- handlebar & grips
- cables & levers
- exhaust
- engine
- fuel & intake
- electrical & ignition
- clutch
- drive
- bearings
- brakes
- steering & suspension
- tires
- tools & shop

1:6 HONDA CBR1000RR (REPSOL) STREET BIKE



HONDA 370092 37.95 G

1:12 HONDA CBR1000RR STREET BIKE



HONDA 370131 9.95 G

1:12 HONDA CBR1000RR BIKE LIGHT & SOUND



HONDA 370140 11.95 G

1:12 2006 KAWASAKI ZX-10R STREET BIKE



Kawasaki 370025 13.95 G



NewRay

1:12 2011 KAWASAKI ZX-14 STREET BIKE (GREEN)



Kawasaki 370048 12.95 G

1:12 KAWASAKI ZX-10R 2006 STREET BIKE



Kawasaki 370134 9.95 G

1:12 2008 SUZUKI GSX-R1000 STREET BIKE



SUZUKI 370024 13.95 G

1:12 2008 YAMAHA YZF-R1 STREET BIKE



YAMAHA 370021 13.95 G

1:12 2011 YAMAHA MOVISTAR STREET BIKE (BEN SPIES)



YAMAHA 370042 19.95 G

1:12 YAMAHA FACTORY 2013 (VALENTINO ROSSI)



YAMAHA 370120 17.95 G

1:12 YAMAHA YZF-R1 BIKE LIGHT & SOUND



YAMAHA 370141 11.95 G

1:32 VESPA SERIES II, 12 ASSORTED STYLES



370121 118.95 G



(A) 1946 VESPA 98CC



(B) 1948 VESPA 125



(C) 1952 VESPA 125 6 GIORNI



(D) 1953 VESPA 125 U



(E) 1955 VESPA 150 GS



(F) 1960 VESPA 125



(G) 1965 VESPA 90 SS



(H) 1968 VESPA RALLY 180



(I) 1976 VESPA 125 ET3



(J) 1978 VESPA P200E



(K) 1985 VESPA T5 POLE POS.



(L) 1996 VESPA ET4 125

1:12 1978 VESPA P200E



370124 13.95 G

1:12 VESPA GTS 300 SUPER



370156 16.87 G

1:12 YAMAHA SRX700 (REMOTE CONTROLLED)



YAMAHA

NE88003 19.95 A

1:12 YAMAHA FX SNOWMOBILE



YAMAHA

370139 13.95 G

accessories

body

handlebar
& grips

cables &
levers

exhaust

engine

fuel &
intake

electrical
& ignition

clutch

drive

bearings

brakes

steering &
suspension

tires

tools &
shop

ACCESSORIES

accessories

body

handlebar & grips

cables & levers

exhaust

engine

fuel & intake

electrical & ignition

clutch

drive

bearings

brakes

steering & suspension

tires

tools & shop

1:12 HONDA CR-250R
DIRT BIKE



HONDA 370045 12.95 G

1:12 HONDA CRF 450R
DIRT BIKE



HONDA 370046 12.95 G

1:6 HONDA CRF450R
DIRT BIKE (2012)



HONDA 370088 35.95 G

1:12 HONDA CRF-450R
(CHAD REED)



HONDA 370104 20.95 G

1:6 HONDA CRF-450R
(CHAD REED)



HONDA 370105 38.95 G

1:12 GEICO HONDA
CRF-450R
(KEVIN WINDHAM)



HONDA 370108 20.95 G



NewRay

1:12 2012 KAWASAKI
KX-450F DIRT BIKE



Kawasaki 370047 12.95 G

1:6 KAWASAKI KX450F
DIRT BIKE (2012)



Kawasaki 370090 35.95 G

1:6 GEICO HONDA
CRF-450R
(KEVIN WINDHAM)



HONDA 370109 38.95 G

1:6 YAMAHA YZ450F
DIRT BIKE



YAMAHA 370087 35.95 G

accessories
body
handlebar & grips
cables & levers
exhaust
engine
fuel & intake
electrical & ignition
clutch
drive
bearings
brakes
steering & suspension
tires
tools & shop

1:12 2011 KTM 350 SX-F DIRT BIKE



KTM

370044 14.95 G

1:10 RED BULL KTM 450SX-F 2014 (RYAN DUNGEY)



KTM

370112 27.95 G

1:10 KTM 450 SX-F (2014)



KTM

370128 17.95 G

1:6 KTM 450SX-F DIRT BIKE (2014)



KTM

370135 32.95 G



1:6 RED BULL KTM 450SX-F 2014 (RYAN DUNGEY)

KTM

370149 39.95 G

1:6 YOSHIMURA SUZUKI RM-Z450 2014 (JAMES STEWART)



SUZUKI

370116 38.95 G

1:12 SUZUKI RM-Z450 (2014)



SUZUKI

370133 9.95 G

1:12 YOSHIMURA SUZUKI RM-Z450 2014 (JAMES STEWART)



SUZUKI

370148 21.95 G

1:6 SUZUKI RM-Z450 (2014)



SUZUKI

370136 28.95 G

ACCESSORIES

accessories
body
handlebar & grips
cables & levers
exhaust
engine
fuel & intake
electrical & ignition
clutch
drive
bearings
brakes
steering & suspension
tires
tools & shop

1:12 2006 HONDA TRX 450R



HONDA NE42867 10.95 A

1:12 HONDA TRX 450R



HONDA 370052 12.95 G

1:12 KAWASAKI KFX-450R ATV



Kawasaki 370051 12.95 G

SUZUKI QUADRACER



SUZUKI 370033 13.95 G



NewRay

1:12 SUZUKI VINSON AUTO 500 4x4 CAMO



SUZUKI 370138 16.95 G



YAMAHA RAPTOR 660K
ATV

YAMAHA

370097
12.95 G

1:12 YAMAHA YFZ 450
ATV (BLUE)

YAMAHA

370093
12.95 G





DIRT BIKE SERVICE MANUALS

accessories

MAKE/MODEL	YEAR	PART #		
HONDA				
C70	80-83	462310	36.95	L
C70M	All	462310	36.95	L
C90	66-69	462310	36.95	L
CB100	70-72	274043	36.95	L
CB125S	73-82	274043	36.95	L
CL100	70-72	274043	36.95	L
CL100S	71-73	274043	36.95	L
CL70	All	462310	36.95	L
CL90	All	462310	36.95	L
CL90L	All	462310	36.95	L
CR125M	74-78	274039	36.95	L
CR125R	79-80	274039	36.95	L
CR125R	89-91	462431	36.95	L
CR125R	81-88	462442	36.95	L
CR125R	92-97	462457	36.95	L
CR125R	98-02	462464	36.95	L
CR250M	74-76	274039	36.95	L
CR250R	78-80	274039	36.95	L
CR250R	88-91	462432	36.95	L
CR250R	97-01	462437	36.95	L
CR250R	92-96	462457	36.95	L
CR500R	88-01	462432	36.95	L
CR60R	83-84	462442	36.95	L
CR80R	89-95	462431	36.95	L
CR80R	96-02	462435	36.95	L
CR80R	81-88	462442	36.95	L
CR80RB EXPERT	96-02	462435	36.95	L
CRF100F	04-09	462222	36.95	L
CRF250F	02-05	462352	36.95	L
CRF250X	02-05	462352	36.95	L
CRF450R	02-05	462352	36.95	L
CRF450X	02-05	462352	36.95	L
CRF50F	04-09	462319	36.95	L
CRF70F	04-09	462319	36.95	L
CRF80F	04-09	462222	36.95	L
CT110	80-84, 86	462310	36.95	L
CT125	77	274043	36.95	L
CT70	69-82	462310	36.95	L
CT90	69-79	462310	36.95	L
MR175	74-77	274039	36.95	L
MR250	75-76	274039	36.95	L
MT125	73-76	274039	36.95	L
MT250	73-76	274039	36.95	L
S65	All	462310	36.95	L
S90	73-75	462310	36.95	L
SL100	69-73	274043	36.95	L
SL125	71-73	274043	36.95	L
SL70	71-72	462310	36.95	L
SL90	All	462310	36.95	L
ST90	73-75	462310	36.95	L
TL125	73-75	274043	36.95	L
TL125S	76	274043	36.95	L
TL250	75-76	274043	36.95	L
TLR0	86-87	462318	36.95	L
XL100	74-78	274043	36.95	L
XL100S	79-85	274227	36.95	L
XL125	74-78	274043	36.95	L
XL125S	79-82, 84-85	462318	36.95	L

MAKE/MODEL	YEAR	PART #		
HONDA CONTINUED				
XL175	73-78	274043	36.95	L
XL185S	79-83	462318	36.95	L
XL0R	83-84	462318	36.95	L
XL250	72-76	274043	36.95	L
XL250R	82-87	462328	36.95	L
XL250S	78-81	462328	36.95	L
XL350	74-78	274043	36.95	L
XL350R	84-85	462328	36.95	L
XL70	74-76	462310	36.95	L
XL75	77-79	274227	36.95	L
XL80S	80-85	274227	36.95	L
XR100	81-84	274227	36.95	L
XR100R	92-03	462222	36.95	L
XR100R	85-91	274227	36.95	L
XR185	79	462318	36.95	L
XR0	80-84	462318	36.95	L
XR0R	81-83	462318	36.95	L
XR0R	86-88, 90-03	462318	36.95	L
XR0R*	84-85	462328	36.95	L
XR250	79-80	462328	36.95	L
XR250L	91-96	462328	36.95	L
XR250R	81-82, 84-00	462328	36.95	L
XR350R	83-85	462328	36.95	L
XR50R	00-03	462319	36.95	L
XR600R	91-00	274063	36.95	L
XR650L	93-07	274063	36.95	L
XR650R	00-07	274064	36.95	L
XR70R	97-03	462319	36.95	L
XR75	75-78	274227	36.95	L
XR80	79-84	274227	36.95	L
XR80R	93-03	462222	36.95	L
XR80R	85-88, 90-91	274227	36.95	L
Z50A	69-78	462310	36.95	L
Z50R	79-89, 91-99	462310	36.95	L
KAWASAKI				
C2 SERIES	67-69	274067	36.95	L
D1	66	274067	36.95	L
F2	67	274067	36.95	L
F3	68-70	274067	36.95	L
F4	69-70	274067	36.95	L
F5	70-71	274067	36.95	L
F6	71-73	274067	36.95	L
F7	71-75	274067	36.95	L
F8	71-72	274067	36.95	L
F9	72-75	274067	36.95	L
G SERIES	69-75	274067	36.95	L
J1 SERIES	65-67	274067	36.95	L
KD100	76-79	274067	36.95	L
KD125	75-79	274067	36.95	L
KD175	76-79	274067	36.95	L
KD80	75-76, 80-87	274067	36.95	L
KDX0	83-88	462351	36.95	L
KE100	76-01	274067	36.95	L
KE125	67-85	274067	36.95	L
KE175	76-78, 80-82	274067	36.95	L
KH100	76-81	274067	36.95	L
KLR650	08-12	274222	36.95	L
KLR650	87-07	462474	36.95	L
KM100	76-75	274067	36.95	L
KS126	74-75	274067	36.95	L
KV100	76	274067	36.95	L

- body
- handlebar & grips
- cables & levers
- exhaust
- engine
- fuel & intake
- electrical & ignition
- clutch
- drive
- bearings
- brakes
- steering & suspension
- tires
- tools & shop

CLYMER DIRT BIKE SERVICE MANUALS CONTINUED

- accessories
- body
- handlebar & grips
- cables & levers
- exhaust
- engine
- fuel & intake
- electrical & ignition
- clutch
- drive
- bearings
- brakes
- steering & suspension
- tires
- tools & shop

MAKE/MODEL	YEAR	PART #		
KAWASAKI CONTINUED				
KX100	89-09	462448	36.95	L
KX125	74-76	274067	36.95	L
KX125	82-91	462447	36.95	L
KX125	92-00	462472	36.95	L
KX250	82-91	462447	36.95	L
KX250	92-00	462473	36.95	L
KX500	83-04	462447	36.95	L
KX60	83-02	462444	36.95	L
KX80	83-90	462444	36.95	L
KX80	91-00	462448	36.95	L
KX85	01-10	462448	36.95	L
KX85-II	01-10	462448	36.95	L
M SERIES	73-75	274067	36.95	L

SUZUKI				
DR250	90-93	462476	36.95	L
DR250S	90-94	462476	36.95	L
DR350	90-94	462476	36.95	L
DR350S	90-94	462476	36.95	L
DR650SE	96-13	274234	36.95	L
DR-Z400E	00-12	274229	36.95	L
DR-Z400S	00-12	274229	36.95	L
DR-Z400SM	00-12	274229	36.95	L
RM100	76-81	462371	36.95	L
RM125	75-80	462371	36.95	L
RM125	81-88	462379	36.95	L
RM125	89-95	462386	36.95	L
RM125	96-00	462400	36.95	L
RM250	76-80	462371	36.95	L
RM250	81-88	462379	36.95	L
RM250	89-95	462386	36.95	L
RM250	96-02	462401	36.95	L
RM370	76-77	462371	36.95	L
RM400	78-80	462371	36.95	L
RM465	81-82	462379	36.95	L
RM50	78-80	462371	36.95	L
RM500	83-84	462379	36.95	L
RM60	79-81	462371	36.95	L
RM80	77-81	462371	36.95	L
RM80	89-95	462386	36.95	L
RMX250	89-95	462386	36.95	L

YAMAHA				
AT1 SERIES	68-70	274117	36.95	L
AT2 SERIES	72	274117	36.95	L
AT3	73	274117	36.95	L
ATMX	73	274117	36.95	L
BW80 BIG WHEEL	86-88, 90	462492	36.95	L
CT1 SERIES	69-72	274117	36.95	L
CT2	72	274117	36.95	L
CT3	73	274117	36.95	L
DT1 SERIES	68-76	274115	36.95	L
DT100	74-76	274117	36.95	L
DT125	74-76	274117	36.95	L
DT175	74-76	274117	36.95	L
DT2 SERIES	68-76	274115	36.95	L
DT250	68-76	274115	36.95	L
DT3	68-76	274115	36.95	L
DT360	68-76	274115	36.95	L
DT400	68-76	274115	36.95	L
GT1	73	274117	36.95	L
GT80A	74-76	274117	36.95	L
GT80MXA	74-77	274117	36.95	L
GTMX	73-74	274117	36.95	L
MX100	74-75	274117	36.95	L

MAKE/MODEL	YEAR	PART #		
YAMAHA CONTINUED				
MX125	74-76	274117	36.95	L
MX175	74-75	274117	36.95	L
MX250	68-76	274115	36.95	L
MX360	68-76	274115	36.95	L
PW50 Y-ZINGER	81-83	462492	36.95	L
PW50 Y-ZINGER	85-87, 90-02	462492	36.95	L
PW80 Y-ZINGER	83, 85, 91-02	462492	36.95	L
RT1 SERIES	68-76	274115	36.95	L
RT2 SERIES	68-76	274115	36.95	L
RT3	68-76	274115	36.95	L
TT350	86-87	274129	36.95	L
TT600	83-86	274130	36.95	L
WR250F	01-03	462406	36.95	L
WR250Z	91-93	462391	36.95	L
WR250Z	94-97	462498	36.95	L
WR400F	98-00	462491	36.95	L
WR426F	01-02	462491	36.95	L
XT125	82-83	274128	36.95	L
XT0	82-83	274128	36.95	L
XT250	80-84	274128	36.95	L
XT350	85-00	274129	36.95	L
XT600	84-89	274130	36.95	L
YZ100	76	274117	36.95	L
YZ100	76-83	274132	36.95	L
YZ125	85-87	462390	36.95	L
YZ125	88-93	462391	36.95	L
YZ125	74-76	274117	36.95	L
YZ125	76-84	274132	36.95	L
YZ125	94-01	462497	36.95	L
YZ175	76	274132	36.95	L
YZ250	68-76	274115	36.95	L
YZ250	85-87	462390	36.95	L
YZ250	88-93	462391	36.95	L
YZ250	76-84	274132	36.95	L
YZ250	94-98	462498	36.95	L
YZ250F	01-03	462406	36.95	L
YZ250WR	89-90	462391	36.95	L
YZ350	68-76	274115	36.95	L
YZ360	68-76	274115	36.95	L
YZ400	76-79	274132	36.95	L
YZ400F	98-99	462491	36.95	L
YZ426F	00-02	462491	36.95	L
YZ465	80-81	274132	36.95	L
YZ490	85-90	462390	36.95	L
YZ490	82-84	274132	36.95	L
YZ50	80	462393	36.95	L
YZ60	81-82	462393	36.95	L
YZ80	78-90	462393	36.95	L
YZ80	74-76	274117	36.95	L

VINTAGE DIRT BIKES VOLUME 1

- Bultaco 125-370cc singles
- Montesa 123-360cc singles
- Ossa 125-250cc singles

CLYMER

462300 34.95 L





DIRT BIKE SERVICE MANUALS



What sets Haynes Manuals apart is the attention to detail that goes into the production of each book. Every manual is written from hands-on experience based on a complete teardown, which is the step-by-step procedure of dismantling a particular vehicle part-by-part. This is followed by the detailed rebuilding of the specific model it documents. Writing each manual takes 30 man-weeks, with authors working as teams to shorten the production time and avoid fatigue during the difficult process. Hundreds of photographs accompany each manual's step-by-step instructions. The books are written from the actual experience of Haynes' own expert personnel using only a basic set of tools and presented in a style that any DIYer can follow, even a beginner. The DIYer can save a great deal of time and money, not to mention feeling proud of the job, by using a Haynes book..

APPLICATION	YEAR	MFG #	PART #		
HONDA					
ATC70,90,110,185&200	71-82	565	274421	37.95	L
C50,C70&C90	67-03	324	274422	37.95	L
CRMotocrossBikes	86-07	2222	274423	37.95	L
CRF250/CRF450Motocross/Off-roadBikes	04-06	2630	274424	37.95	L
Rancher,Recon&TRX250EXATVs	97-09	2553	274448	37.95	L
XL/XR250cc&500cc	78-83	567	274426	37.95	L
XL/XR80cc-200cc	78-87	566	274427	37.95	L
XR250L,XR250R&XR400R	86-04	2219	274428	37.95	L
XR50/70/80/100R&CRF50/70/80/100F	85-07	2218	274429	37.95	L
KAWASAKI					
KE100	75-99	1371	274431	37.95	L
KTM					
EXC Enduro & SX Motocross	00-07	4629	274433	45.95	L
SUZUKI					
GS&DR125	82-05	888	274435	37.95	L
TSAAir-cooledTrailBikes	79-81	797	274436	37.95	L
TS50X	84-00	1599	274437	37.95	L
YAMAHA					
2-Stroke-YZ80/85/125/250	86-06	2662	274439	37.95	L
Kodiak&GrizzlyATVs	93-05	2567	274440	37.95	L
TrailBikes	81-03	2350	274441	37.95	L
TY50,80,125&175	74-84	464	274442	37.95	L
TZR125&DT125	87-07	1655	274443	37.95	L
XT&SR125Singles	82-03	1021	274444	37.95	L
XT,TT&SR	75-81	342	274445	37.95	L
YFS200BlasterATV	88-06	2317	274446	37.95	L
YZ/WR 4-Stroke Motocross/Off-road Bikes	98-08	2689	274447	45.95	L



accessories

body

handlebar & grips

cables & levers

exhaust

engine

fuel & intake

electrical & ignition

clutch

drive

bearings

brakes

steering & suspension

tires

tools & shop

accessories

body

handlebar & grips

cables & levers

exhaust

engine

fuel & intake

electrical & ignition

clutch

drive

bearings

brakes

steering & suspension

tires

tools & shop



CANYON DANCER BAR HARNESS



- A hassle-free way to secure motorcycles
- Virtually eliminates possibility of damage to bodywork
- Simple, quick and very easy to use - mounts on the grips and keeps tie-downs away from the bodywork
- Nylon webbing has tensile strength of over 5500 lbs.
- Best solution when using tie-downs on sport bikes
- Can be used on a wide variety of motorcycles

COLOR	DESCRIPTION	PART #		
Red	Fits bars up to 28" wide	908001	29.95	L
Blue	Fits bars up to 28" wide	908002	29.95	L
Black	Fits bars up to 28" wide	908003	29.95	L
Red	Fits bars up to 32" wide	908004	29.95	L
Blue	Fits bars up to 32" wide	908005	29.95	L
Black	Fits bars up to 32" wide	908006	29.95	L
Red	Fits bars up to 34" wide	908007	29.95	L
Blue	Fits bars up to 34" wide	908008	29.95	L
Black	Fits bars up to 34" wide	908009	29.95	L



CANYON DANCER BAR HARNESS II

- The cross straps are held farther away from the switch gear.
- The "cups" eliminate possible damage to grips.
- The new cups hold the cross straps and your tie downs further out on the bars to better clear a wider variety of fairings.
- The new cup is even easier and quicker to install correctly.
- The cups are sized to fit the fattest grips in the industry
- The steel D-ring "lay-ins" prevent losses even after many years of weather and abuse begin to weaken the Polycarbonate cup.
- We are using heavier thread with more stitches in the pattern for greater strength and the contrasting thread color aids in detecting flaws or damage.



COLOR	DESCRIPTION	PART #		
Black	Fits bars up to 28" wide	908010	29.95	L
Black	Fits bars up to 32" wide	908011	29.95	L
Black	Fits bars up to 36" wide	908012	29.95	L
Black	Fits bars up to 40" wide	908013	29.95	L

Bar Cuffs

NOW YOU CAN SNAP AND GO!
No Slipping • No Scratching
Super Strength of up to 2000 lbs.



Fits most Street Bikes, Stock Bikes, Custom Bikes, Dirt Bikes, Scooters and ATVS



Prevent Theft! Add a lock and cable to Bar Cuffs then add a tie down hook through lock to for protection.

Security is a key! Assure security and safety of your machine while transporting.

BAR CUFFS W/3 INSERTS

DESCRIPTION	PART #		
Bar Cuffs inserts included fit bar sizes 7/8", 1", and 1 1/4". Package includes 2 stainless steel cuffs.	650139	49.95	G



ANCRA TIE DOWNS

GRADUAL RELEASE RATCHET INTEGRAS WITH INTEGRATED SOFT HOOKS

- Patented GRR buckle for controlled release
- Locking latch prevents handle from opening 600 lb. working load limit
- 1.5" abrasion resistant nylon webbing
- Vinyl coated s-hooks
- 5-1/2' overall length
- Packaged in pairs



PART #	MFG #	COLOR	U/M		
472009	49970-102	BLACK	PR	54.25	L
472010	49970-112	BLUE	PR	54.25	L
472011	49970-122	RED	PR	64.95	L

GRADUAL RELEASE RATCHET STANDARD TIE DOWNS

- Patented GRR buckle for controlled release
- Locking latch prevents handle from opening 600 lb. working load limit
- 1.5" abrasion resistant nylon webbing
- Vinyl coated s-hooks
- 5-1/2' overall length
- Packaged in pairs

PART #	MFG #	COLOR	U/M		
472006	49970-202	BLACK	PR	49.75	L
472008	49970-222	RED	PR	49.75	L



CAM BUCKLE INTEGRAS WITH INTEGRATED SOFT HOOKS

- 2,100 lbs. rated heavy duty cam buckle with cam plate
- 600 lb. working load limit
- 1.5" abrasion resistant nylon webbing
- Vinyl coated s-hooks
- 5-1/2' overall length
- Packaged in pairs



PART #	MFG #	COLOR	U/M		
472003	49494-202	RED	PR	61.95	L
472004	49494-212	BLACK	PR	53.00	L
472005	49494-222	BLUE	PR	53.00	L

CAM BUCKLE STANDARD TIE DOWNS

- 2,100 lbs. rated heavy duty cam buckle with cam plate
- 600 lb. working load limit
- 1.5" abrasion resistant nylon webbing
- Vinyl coated s-hooks
- 5-1/2' overall length
- Packaged in pairs

PART #	MFG #	COLOR	U/M		
472001	49494-112	BLACK	PR	48.50	L



ORIGINAL RED TIE DOWNS

- 1" x 5-1/2'
- One inch air-craft quality nylon webbing and Ancra's patented pressure plate cam buckle
- Vinyl coated "S" hook protects chrome and paint and attaches firmly to trunk or trailer
- The Original "Red" also features a sewn hand loop for ease of cinching
- Complete tie down instructions included
- 1,200 lbs. straight tension and 2,400 lbs looped tension
- One pair per package



PART #	MFG #	COLOR	U/M		
AN408810	40888-10	RED	PR	24.90	L

- accessories
- body
- handlebar & grips
- cables & levers
- exhaust
- engine
- fuel & intake
- electrical & ignition
- clutch
- drive
- bearings
- brakes
- steering & suspension
- tires
- tools & shop

ANCRA TIE DOWNS



CLASSIC BLACK TIE DOWNS

- 1" x 5-1/2'
- Like the Original Red, this tie down has been a top seller for years
- Ancra's 'Black' strap is engineered to last with weather and abrasion resistant one inch wide nylon webbing
- It comes with vinyl coated end hooks and fasteners
- Loop end strap for a better grip
- It also has a pressure plate cam buckle
- 1,200 lbs. straight tension and 2,400 lbs looped tension
- One pair per package



PART #	MFG #	COLOR	U/M		
AN408826	40888-26	BLACK	PR	24.90	L



ATV RAT PAK

- 1" x 5-1/2'
- 1" ratchet Buckle version of the Original tie down
- Webbing - 4,500 lb. tensile strength nylon
- Buckle - 4,400 lb. rated 1" ratchet buckle
- Hooks - 2 ea. 1,200 lb. rated vinyl "S" hooks (1 vinyl coated, 1 plated) per strap
- Working load capacity - 400 lb. per strap
- Minimum assembly strength - 1,200 lb. per strap
- Packaged in pairs

PART #	MFG #	COLOR	U/M		
AN473910	47439-10	RED	PR	33.00	L

ATV QUAD PAK

- 1" x 5-1/2'
- 4 pack of Ancra's Original Reds and Rat Pak for securing larger motorcycles and atvs
- Webbing - 4,500 lb. tensile strength nylon
- Buckle - 4,400 lb. rated 1" ratchet buckle and 1,800 lb. rated cam buckle with pressure plate
- Hooks - 2 ea. 1,200 lb. rated vinyl coated hooks on each original red and 1ea. vinyl coated hook and 1 ea. plated hook on each rat pak strap
- Overall length - 66"
- Minimum assembly strength - 1,200 lb. per strap
- Working load capacity - 400 lb. per strap
- Packaged in 4 strap sets of 2 each
- 1,200 lbs. straight tension and 2,400 lbs looped tension



PART #	MFG #	COLOR	U/M		
AN452110	45211-10	RED	PR	54.50	L



12" SOFT HOOK EXTENSIONS

- Ancra's soft-hook offers the best protection when transporting
- The one inch black nylon webbing acts as a tie down extension or loops around the handlebars or rear seat rails, eliminating hard contact of steel hooks
- Assembly strength of each soft hook is 3,000 lbs.
- Packaged in pairs

PART #	MFG #	COLOR	U/M		
AN459211	45214-14	BLACK	PR	6.80	L

13' GENERAL PURPOSE RED TIE DOWN

- Longer version of the Ancra Originals
- Webbing - 4,500 lb. tensile strength nylon
- Buckle - 1,800 lb. rated heavy duty cam buckle with pressure plate
- Hooks - 2 ea. 1,200 lb. rated vinyl coated "S" hooks per strap
- Overall length - 13' with sewn hand loop
- Minimum assembly strength - 1,200 lb. per strap
- Working load capacity - 400 lb. per strap
- All components are made in the USA



PART #	MFG #	COLOR	U/M		
AN408825	40888-25	RED	PR	25.10	L

ERICKSON TIE DOWNS



accessories



RETRACTABLE RATCHETING TIE DOWN STRAPS

- 1" x 6' re-tractable ratcheting tie downs
- 1,500 lb. maximum load capacity (500 lb. working load limit)
- Simple to operate - to release, push down on red release button
- Automatically rewinds
- The unused web is stored in the center housing so have no excess web blowing in the wind
- Weather proof strap stays clean and dry

PART #	MFG #	COLOR	U/M		
EK34413	34413	BLACK	PR	28.70	G
266043	34420	BLACK	SET OF 4	50.95	G



RE-TRACTABLE TIE-DOWN STRAPS

- 1" x 10' re-tractable ratcheting tie downs
- 1,200 lb. maximum load capacity (400 lb. working load limit)
- Simple to operate - to release, push down on red release button
- Automatically rewinds
- The unused web is stored in the center housing so have no excess web blowing in the wind
- Weather proof strap stays clean and dry

PART #	MFG #	COLOR	U/M		
266015	34415	BLACK	PR	30.95	G
266016	54415	BLACK	EA	16.95	G

RETRACTABLE RATCHETING TIE DOWN STRAPS

- 2" x 6' re-tractable ratcheting tie downs
- 4,000 lb. maximum load capacity (1,333 lb. working load of limit)
- Simple to operate - to release, push down on red release button
- Automatically rewinds
- The unused web is stored in the center housing so have no excess web blowing in the wind
- Weather proof strap stays clean and dry

PART #	MFG #	COLOR	U/M		
EK34414	34414	BLACK	PR	51.30	G



RATCHETING TIE DOWN WITH WEB CLAMP

Erickson's NEW WEB CLAMP was designed to address the problem of what to do with excess webbing. The WEB CLAMP mechanism is much like a mouse trap, lift the spring loaded clamp and place the folded webbing under the clamp, release the spring loaded WEB CLAMP and you have trapped the excess web. Very simple and effective. SO NEAT!!



SIZE	MAX LOAD	SAFE WORKING LOAD	QTY	MFG #			
1" x 15'	1,500#	500#	1 pack	31350	EK31350	10.60	G
1" x 8'	1,500#	500#	2 pack	31351	EK31351	16.75	G
1" x 10'	1,500#	500#	4 pack	31352	EK31352	33.10	G



RATCHETING TIE-DOWNS

- 1.25" x 12' ratchet tie downs
- 2,500 lb. maximum load capacity (833 lb. working load limit)
- Long handle ratchet with moulded rubber handles
- Allows ease in operation
- Strong silver polyester web

PART #	MFG #	COLOR	U/M		
266012	34411	GRAY	SET OF 4	51.95	G
266013	34412	GRAY	PR	26.95	G



- body
- handlebar & grips
- cables & levers
- exhaust
- engine
- fuel & intake
- electrical & ignition
- clutch
- drive
- bearings
- brakes
- steering & suspension
- tires
- tools & shop



ERICKSON TIE DOWNS

15' RATCHETING TIE DOWNS



- 1" x 15' ratchet tie downs
- Patented moulded rubber handles
- 1,200 lb. maximum load capacity (400 lb. working load limit)

PART #	MFG #	COLOR	U/M		
266010	31415	BLUE	SET OF 4	30.95	G
EK34400	34400	BLUE	PR	15.90	G

15' RATCHETING TIE DOWNS



- 1" x 15' ratchet tie downs
- 1,200 lb. maximum load capacity (400 lb. working load limit)
- High quality yellow chromate-plated ratchets

PART #	MFG #	COLOR	U/M		
266008	31418	RED	SET OF 4	27.95	G
266009	34401	RED	PR	14.95	G

15' RATCHETING TIE DOWNS



- 1" x 15' ratchet tie downs
- 2,000 lb. maximum load capacity (667 lb. working load limit)
- Wide handle with molded rubber makes tightening easy

PART #	MFG #	COLOR	U/M		
EK34404	34404	ORANGE	PR	23.90	G
266011	31416	ORANGE	SET OF 4	44.95	G



RATCHETING TIE DOWNS

- 1" x 6' ratchet straps
- 1,200 lb. maximum load capacity
- Black
- 4-pack



PART #	MFG #	COLOR	U/M		
EK05511	05511	BLACK WITH RED TRACER	SET OF 4	30.30	G



DELUXE RUBBER HANDLE RATCHETING TIE-DOWNS

- 1" x 6' ratcheting tie downs
- 2,000 lb. maximum load capacity
- Deluxe rubber handle ratchet
- Red
- 4-pack

PART #	MFG #	COLOR	U/M		
266005	05519	RED	SET OF 4	44.95	G



SPORTSMAN ATV KITS

- 1" x 6' ratchet straps
- 2,000 lb. maximum load capacity
- Blue
- 4-pack

PART #	MFG #	COLOR	U/M		
266006	05513	BLUE	SET OF 4	32.95	G

ERICKSON TIE DOWNS



STAINLESS STEEL RATCHETING TIE DOWNS

- 1" x 6' ratcheting tie downs
- 1,200 lb. rated
- Stainless steel ratchets
- Black
- 4-pack

PART #	MFG #	COLOR	U/M		
266000	05515	BLACK	SET OF 4	55.95	G



RUBBER HANDLE RATCHETING TIE-DOWNS

- 1" x 10' ratchet straps
- 1,200 lb. rated
- Fully rubberized handle and thumb release
- 4-pack

PART #	MFG #	COLOR	U/M		
EK1415	01415	BLUE	SET OF 4	25.95	G



RATCHETING TIE-DOWN STRAPS

- 1" x 10' light duty ratchet straps
- 900 lb. rated
- Red
- 4-pack

PART #	MFG #	COLOR	U/M		
266003	01418	RED	SET OF 4	22.95	G




4 PACK CAMO RATCHET STRAPS

- 1" x 10' ratchet straps
- 900 lb. capacity
- Heat treated vinyl coated hooks
- Camo webbing
- 4-pack

PART #	MFG #	COLOR	U/M		
EK1419	01419	CAMO	SET OF 4	29.80	G

RATCHET STRAP W/DOUBLE FLOATING RING



- 1" x 15' - 3,000#
- Ratchet strap with double floating ring
- Black

PART #	MFG #	COLOR	U/M		
266019	01314	BLACK	EA	18.95	G

CAMO WEB

- Rubber handle ratchet and release with vinyl coated hooks
- 2" x 27' - 10,000#
- 3,300# working load limit
- Sold each (bulk)



PART #	MFG #	COLOR	U/M		
EK68655	68655	CAMO	EA	33.25	G

accessories

- body
- handlebar & grips
- cables & levers
- exhaust
- engine
- fuel & intake
- electrical & ignition
- clutch
- drive
- bearings
- brakes
- steering & suspension
- tires
- tools & shop



ERICKSON TIE DOWNS

- accessories
- body
- handlebar & grips
- cables & levers
- exhaust
- engine
- fuel & intake
- electrical & ignition
- clutch
- drive
- bearings
- brakes
- steering & suspension
- tires
- tools & shop



SPORTSMAN TIE DOWN STRAPS

- 1" x 6'
- 2,000 lb. rated
- TCS buckle straps
- Over center lock buckle has no teeth to damage the web
- Simply attach your hooks and pull loose ends through the buckle, flip handle down and lock into safety tab
- Hunter orange
- 4-pack

PART #	MFG #	COLOR	U/M		
266001	05740	HUNTER ORANGE	SET OF 4	27.95	G



COMBO PACK

- (2) 1" x 10' - 1,200# ratchets
- (2) 1" x 6' - 900# cam straps
- 4 pack
- Blue and red

PART #	MFG #	COLOR	U/M		
266002	05606	RED, BLUE	SET OF 4	24.95	G



TCS BUCKLE

- 1" x 5' - 1,200#
- Security lock buckles, 3 pack
- Camo



PART #	MFG #	COLOR	U/M		
EK5726	05726	CAMO	SET OF 3	28.90	G



ATV TIE DOWN STRAPS

- 1" x 5' cam buckle tie down straps
- 750 lb. maximum load capacity
- Cam buckles
- Black
- 3-pack

PART #	MFG #	COLOR	U/M		
EK06300	06300	RED	SET OF 3	19.95	G



CAM BUCKLE TIE DOWNS

- 1" x 5.5' cam buckle tie downs
- 900 lb. maximum load capacity
- Quick lock cam buckles
- Heat treated vinyl coated hooks
- 4-pack

PART #	MFG #	COLOR	U/M		
EK5605	05605	RED	SET OF 4	22.35	G



CAM LOCK TIE DOWNS

- 1" x 6' cam lock tie downs
- 1,200 lb. maximum load capacity (400 lb. working load limit)
- Features the traditional pull and lock cam buckles
- Blue

PART #	MFG #	COLOR	U/M		
EK34403	34403	BLUE	PR	13.20	G
266014	35605	BLUE	SET OF 4	24.95	G

ERICKSON TIE DOWNS



accessories
body
handlebar & grips
cables & levers
exhaust
engine
fuel & intake
electrical & ignition
clutch
drive
bearings
brakes
steering & suspension
tires
tools & shop

TOW STRAP



2" x 15' heavy duty tow strap with forged hooks
Blue polyester web
8,500 lb. maximum load capacity
4250 maximum vehicle weight

PART #	MFG #	COLOR	U/M	
EK34405	34405	BLUE	EA	20.25 G

ASSIST STRAPS

- 1" x 18" - 2,000#
- 2-pack

PART #	MFG #	COLOR	U/M	
266017	06303	BLACK	PR	3.95 G
266018	06304	RED	PR	3.95 G



STRAP HANGER

- Strap hanger, bulk
- Black

PART #	MFG #	COLOR	U/M	
266007	58000	BLACK	EA	7.95 G

RECOVERY STRAP

- 1" x 15'
- 7,500 lb. breaking strength
- 3,750 lb. maximum vehicle weight
- Includes storage bag



PART #	MFG #	COLOR	U/M	
266028	59350	WHITE	EA	24.95 G

TOW ROPE



- 7/8" x 14' tow rope
- 8,500 lb. breaking strength
- 4,200 lb. maximum vehicle weight
- Includes storage bag

PART #	MFG #	COLOR	U/M	
EK9102	09102	BLUE	EA	17.80 G

TOW ROPE

- 1/2" x 14' tow rope
- 2,000 lb. breaking strength
- 1,000 lb. maximum vehicle weight
- Includes storage bag



PART #	MFG #	COLOR	U/M	
EK9103	09103	YELLOW	EA	13.95 G

TOW STRAP WITH FORGED SAFETY SNAP HOOK

- 2" x 20' tow strap
- 10,000 lb. breaking strength
- 5,000 lb. maximum vehicle weight
- Forged safety snap hook



PART #	MFG #	COLOR	U/M	
266029	09301	BLUE	EA	34.95 G

accessories



ERICKSON TIE DOWNS

12 PACK JAR ASSORTMENT

Solid colors
 4 - 10" x 4mm
 2 - 18" x 8mm
 2 - 24" x 8mm
 2 - 30" x 9mm
 2 - 36" x 10mm

PART #	MFG #	U/M		
EK6621	06621	EA	11.65	G



25 PACK JAR ASSORTMENT

Bright red, blue, green, and yellow
 6 - 10" x 4mm
 5 - 13" x 8mm
 5 - 18" x 8mm
 5 - 24" x 8mm
 2 - 30" x 9mm
 2 - 36" x 10mm

PART #	MFG #	U/M		
EK6622	06622	EA	21.50	G



10" MINI BUNGEE 4-PACK

- 10"
- 4 pack

PART #	MFG #	U/M		
EK6699	06699	SET OF 4	1.80	G



RUBBER TARP STRAP 10-PACK

These rubber bungee cords are a versatile tie down strap and are easily stored. These rubber straps have a 2" S-Hook on each end.

Package of 10
 Includes:

- (4) - 9"
- (2) - 15"
- (2) - 21"
- (2) - 31"

PART #	MFG #	U/M		
EK06610	06610	EA	14.45	G



FLAT BUNGEE



A hardened metal wire form is placed in the center of the molded polycarbonate hook making it super strong.

SIZE	PART #	MFG #		
12"	EK06912	06912	2.90	G
18"	EK06918	06918	3.15	G
24"	EK06924	06924	3.25	G
30"	EK06930	06930	3.45	G
36"	EK06936	06936	3.60	G
42"	EK06942	06942	3.85	G



STANDARD BUNGEE 2-PACK

- 2 pack

SIZE	PART #	MFG #		
13"	EK6645	06645	2.45	G
18"	EK6646	06646	2.60	G
24"	EK6647	06647	2.75	G
30"	EK6648	06648	3.15	G
36"	EK6649	06649	3.85	G

16-PIECE STRAP PACK

- (2) 1" x 15' - 500 lb. Rubber Handle Ratchet Straps
- (1) 1" x 10' - 300 lb. Cam Strap
- (1) 1" x 10' Utility Strap
- (2) 1" x 6' Handy Straps
- Deluxe Bungee Cords 2 ea. 18", 24", 36"
- (4) Mini Bungee Cords



PART #	MFG #	U/M		
266004	03000	EA	32.95	G

DELUXE BUNGEE



- Talk about quality! That's what the deluxe bungee is all about
- An Industrial grade bungee comes secured to a molded polycarbonate hook with a hardened wire insert molded in
- 3 sizes available in 3 colors

SIZE	COLOR	PART #	MFG #		
12"	RED	EK07012	07012	2.55	G
24"	BLUE	EK07024	07024	3.10	G
36"	YELLOW	EK07036	07036	3.55	G



BUYERS TIE DOWNS



RATCHET TIE DOWNS

- (4 ea.) 1" x 12' - 1,800#
- Great for ATVs, snowmobiles, boats, campers, motorcycles, trucks, and more!

PART #	MFG #	COLOR	U/M		
BY411218	RTD411218	YELLOW	SET OF 4	26.95	G

CAM BUCKLE TIE DOWNS

- (4 ea.) 1" x 6' - 1,200#
- Great for ATVs, snowmobiles, boats, campers, motorcycles, trucks, and more!

PART #	MFG #	COLOR	U/M		
BY41612	CBTD41612	YELLOW	SET OF 4	19.95	G



SPI TIE DOWNS

- (2 ea.) 1" x 5 1/2' - 2,000#
- 4 colors
- Packaged in pairs for display



PART #	MFG #	COLOR	U/M		
622142	12-140	BLACK	PR	15.95	L
622143	12-140-3	GREEN	PR	15.95	L
622146	12-140-1	RED	PR	15.95	L
622147	12-140-2	BLUE	PR	13.95	L



BLACK RUBBER TIE DOWNS

- Quick and easy, just hook and secure into place
- Extra heavy duty 3/4" flat rubber tie downs with heavy reinforced ends and heavy 2-1/2" steel hooks
- Maximum resistance to all weather conditions

PART #	LENGTH		
LP13910	10"	1.39	L
LP13915	15"	1.69	L
LP13921	21"	2.19	L
LP13931	31"	2.79	L
LP13941	41"	2.99	L

ROPE RATCHET TIE DOWNS

- The Rope Ratchet's construction lets you secure a wide variety of loads quickly and easily
- With Rope Ratchet, you simply attach the two hooks and pull the loose end of the rope to the secure tightness you need
- With Rope Ratchet tie-downs, you never have to worry about stretching, snapping back, or loosening
- Your load stays secure because the rope stays locked in place with every pull until you release it by pushing the convenient thumb lever
- Display packaged
- 3 sizes



SIZE	LOAD LIMIT	PART #	MFG #	U/M		
1/4" x 8'	150#	EK01800	01800	EA	13.60	G
3/8" x 8'	250#	EK01801	01801	EA	20.20	G
1/2" x 12'	500#	EK01805	01805	EA	43.75	G



- accessories
- body
- handlebar & grips
- cables & levers
- exhaust
- engine
- fuel & intake
- electrical & ignition
- clutch
- drive
- bearings
- brakes
- steering & suspension
- tires
- tools & shop

accessories

body

handlebar & grips

cables & levers

exhaust

engine

fuel & intake

electrical & ignition

clutch

drive

bearings

brakes

steering & suspension

tires

tools & shop



RATCHETING TIE DOWN - 1" X 15'

- 1" wide synthetic webbing
- 4' to 15' adjustable length
- 1500 lb. maximum load capacity (500 lb. safe working load)
- Yellow
- Clamshell packaged
- Sold each

PART #	MFG #	U/M	
W1425	W1425	EA	8.75 G

2 PIECE 1" X 6' CAM BUCKLE SET

- (2 ea) 1" x 6'
- 900 lb. break strength (300 lb. safe working load)
- 1" wide synthetic webbing
- Die cast cam buckle
- Steel 'S' hooks, coated
- Clamshell packaged

PART #	MFG #	U/M	
W1419	W1419	PR	14.60 G



2 PIECE RATCHETING TIE DOWN - 1" X 15'

- 1" x 15' ratcheting tie downs
- Adjustable length from 4 feet to 15 feet
- 900 lb. breaking strength (300 lb. safe working load)
- 1" wide synthetic webbing
- Red
- 2 pack
- Display packaged

PART #	MFG #	U/M	
W1424	W1424	PR	9.60 G



AUTOMATIC LOCKING TIE DOWNS - 1" X 6'

- (4 ea.) 1" x 6'
- 1,200 lb. breaking strength (400 lb. safe working load)
- Woven nylon straps
- Protective coated hooks
- Push button release
- Blue
- Display packaged

PART #	MFG #	U/M	
W1446	W1446	SET OF 4	25.60 G

4 PIECE CAMO RATCHETING TIE DOWN STRAP SET - 1" X 15'

- (4 ea.) 1" x 15'
- 1,200 lb. breaking strength (500 lb. working load limit)
- Locking ratchets
- Heavy duty vinyl coated hooks
- Easy push button release
- Camo
- Display packaged



PART #	MFG #	U/M	
W1440	W1440	SET OF 4	29.70 G





TITAN RATCHET TIE DOWNS

- Ratchet tie downs provide super strong holding power & precise tension adjustment
- Stylish Cast Handle Steel handle with padded grip
- Easy to reach release button



444215



444216



444217

PART #	MFG #		DUTY RATING	LOAD CAPACITY	BREAK STRENGTH			
444215	1157100	TITAN RATCHET TIE DOWN 1" x 14' (SINGLE)	STD	600	1800	BLACK	18.94	B
444216	1157200	TITAN RATCHET TIE DOWN 1" x 6' (2-PACK)	STD	600	1800	BLACK	29.16	B
444217	1157300	TITAN RATCHET TIE DOWN 1" x 10' (4-PACK)	STD	600	1800	BLACK	52.44	B



TITAN MAXGRIP RATCHET TIE DOWNS

- Full open grip handle, fits any sized hand comfortably
- Cast aluminum handled ratchets
- Curved release button for ease of use



444218



444219



444220

PART #	MFG #		DUTY RATING	LOAD CAPACITY	BREAK STRENGTH			
444218	1158300	TITAN MAXGRIP RATCHET TIE DOWN 1" x 14' (SINGLE)	HEAVY	1000	3000	BLACK	20.40	B
444219	1158400	TITAN MAXGRIP RATCHET TIE DOWN 1" x 14' (2-PACK)	HEAVY	1000	3000	BLACK	32.93	B
444220	1158500	TITAN MAXGRIP RATCHET TIE DOWN 1" x 14' (4-PACK)	HEAVY	1000	3000	BLACK	59.75	B



CAMBUCKLE TIE DOWNS

- Vinyl coated S-hooks protect boats finish
- Provides super strong holding power
- Some models available with stainless steel housing



444221



444222

PART #	MFG #		DUTY RATING	LOAD CAPACITY	BREAK STRENGTH			
444221	2060166	CAMBUCKLE TIE DOWN W/HOOKS - (BOW) 1" x 36" STAINLESS STEEL (2-PACK)	LIGHT	300	900	BLACK	24.04	B
444222	2060066	CAMBUCKLE TIE DOWN W/HOOKS - (BOW) 1" x 36" ZINC (2-PACK)	STD	400	1200	BLACK	15.56	B



RATCHET TIE DOWN W/PADDED HANDLE

- Ratchet w/Padded Handle Tie Down
- 1" x 6',
- 1,800 lbs. - Break Strength



PART #	MFG #		DUTY RATING	LOAD CAPACITY	BREAK STRENGTH			
444239	1152101	RATCHET TIE DOWN W/PADDED HANDLE - 1" x 6' (2-PACK)	STD	600	1800	ORANGE	23.83	B

- accessories
- body
- handlebar & grips
- cables & levers
- exhaust
- engine
- fuel & intake
- electrical & ignition
- clutch
- drive
- bearings
- brakes
- steering & suspension
- tires
- tools & shop

accessories



RETRACTABLE RATCHET TIE DOWNS

- Strap retracts for easy storage and no tangling
- Easy bolt on function (Hardware included)
- Some models available with stainless steel housing



444240



444241



444242

PART #	MFG #		DUTY RATING	LOAD CAPACITY	BREAK STRENGTH			
444240	1153500	RETRACTABLE RATCHET TIE DOWN - 1" x 6' (2-PACK)	STD	400	1200	CAMO	34.26	B
444241	1151801	RETRACTABLE RATCHET TIE DOWN - 1" x 6' MOTOR-CYCLE (2-PACK)	STD	500	1500	BLACK	34.30	B
444242	1154000	RETRACTABLE RATCHET TIE DOWN - 2" x 10' (SINGLE)	HEAVY	1100	3300	BLACK	34.30	B



RATCHET TIE DOWNS

- Versatile ratchet tie downs
- Made of power web plus webbing with a 900 pound capacity
- Easy to use, just attach and pump the handle
- Ratchet tightens down with vise like gripping power
- Perfect for all your trailering needs



444243



444244




444245

PART #	MFG #		DUTY RATING	LOAD CAPACITY	BREAK STRENGTH			
444243	1169900	RATCHET TIE DOWN (ENDLESS) 1" x 12' (SINGLE)	LIGHT	300	900	RED	11.62	B
444244	1170000	RATCHET TIE DOWN W/HOOKS - 1" x 13' (Single)	LIGHT	300	900	RED	13.55	B
444245	1227000	RATCHET TIE DOWN 1" 10' (SINGLE)	LIGHT	300	900	RED	9.75	B

EXPANDABLE CARGO NETS

- Quickly and easily secures and protects loads in pick-up trucks, trailers, boats, luggage racks, fold-a-sleds, snowmobiles, atv, etc.
- Strong 5mm elastic cord with plastic coated hooks




SIZE	Hooks			
SIZE 15" x 15"	6 Hooks			
EM60500	4.95	L	Black	
EM60501	4.95	L	Red	
EM60502	4.95	L	Blue	
EM60503	4.95	L	Purple	
SIZE 15" x 30"	10 Hooks			
EM60510	6.95	L	Black	
EM60512	6.95	L	Blue	
SIZE 32" x 60"	20 Hooks			
EM60540	12.95	L	Black	



CARGO NET

- Popular size for cartops, sport utility, mini vans, etc.
- Features strong 6mm stretch cord and 12 plastic hooks
- Attractive clam shell packaging
- Expands to size 36" x 48"
- Black



EK1010
14.25 G

HIGHLAND® RATCHET TIE DOWNS

- Versatile ratchet tie downs
- Easy to use, just attach and pump the handle
- Ratchet tightens down with vise like gripping power
- Perfect for all your trailering needs



PART #	MFG #		DUTY RATING	LOAD CAPACITY	BREAK STRENGTH			
444247	1152301	RATCHET TIE DOWN W/HOOKS - 1" x 6' (2-PACK)	STD	500	1500	CAMO	23.21	B
444248	1170200	RATCHET TIE DOWN - 1" x 6' (2-PACK)	STD	500	1500	BLUE	23.21	B
444249	1170500	RATCHET TIE DOWN - 1" x 14' (SINGLE)	STD	500	1500	BLUE	15.75	B
444250	9010500	RATCHET TIE DOWN - 1" x 10' (4-PACK)	STD	500	1500	RED	34.02	B



PART #	MFG #		DUTY RATING	LOAD CAPACITY	BREAK STRENGTH			
444251	1151601	RATCHET TIE DOWN - 1-1/4" x 10' (2-PACK)	HEAVY	1100	3300	YELLOW	33.33	B
444252	1160400	RATCHET TIE DOWN W/REFLECTIVE WEBBING (ATV) - 1" x 12' (4-PACK)	HEAVY	1100	3300	BLACK	44.46	B
444253	1151701	RATCHET TIE DOWN - 1-1/2" x 15' (SINGLE)	SUPER	1830	5500	YELLOW	31.67	B
444254	1152500	RATCHET TIE DOWN W/HOOKS 2" x 25' (SINGLE)	SUPER	3330	10000	YELLOW	43.30	B

HIGHLAND® SURELOCK CAM BUCKLE TIE DOWN W/HOOKS

- Will not damage cargo
- Leverage doubles the hold down force of a cam buckle
- Great choice for motorcycle or ATV Tie Down



PART #	MFG #		DUTY RATING	LOAD CAPACITY	BREAK STRENGTH			
444264	1152201	SURELOK CAMBUCKLE TIE DOWN W/HOOKS - 1" x 6' (2-PACK)	STD	500	1500		24.47	B

accessories

body

handlebar & grips

cables & levers

exhaust

engine

fuel & intake

electrical & ignition

clutch

drive

bearings

brakes

steering & suspension

tires

tools & shop

ACCESSORIES

accessories



CAM BUCKLE TIE DOWN W/HOOKS

- Will not damage cargo
- Leverage doubles the hold down force of a cam buckle
- Great choice for motorcycle or ATV Tie Down



444257



444258



444260



444262

PART #	MFG #		DUTY RATING	LOAD CAPACITY	BREAK STRENGTH	
444257	9210600	CAMBUCKLE TIE DOWN W/HOOKS - 1" x 6' (4-PACK)	LIGHT	300	900	26.70 B
444258	1033300	CAMBUCKLE TIE DOWN W/HOOKS - 1" x 10' (SINGLE)	LIGHT	300	900	8.97 B
444260	1152401	CAMBUCKLE TIE DOWN W/HOOKS - 1" x 6' (2-PACK)	STD	400	1200	22.97 B
444262	1034400	CAMBUCKLE TIE DOWN W/HOOKS - 1" x 12' (SINGLE)	STD	400	1200	15.43 B

HIGHLAND FAT BUNGEE

- Won't damage or dig into your cargo
- Extra wide, strong and secure
- Coated steel hooks are stronger than conventional hooks
- Rotating Fat Straps rotate 360 degrees for easy adjustment
- Reflective Fat Straps increase visibility for all drivers

PART #	MFG #		
444266	9412000	20" FAT BUNGEE	3.30 B
444267	9413000	30" FAT BUNGEE	3.72 B
444268	9414500	45" FAT BUNGEE	4.39 B
444269	9414900	10"-45" ADJUSTABLE FAT STRAP BUNGEE	5.78 B



- Designed to secure objects to the vehicle
- Made from rubber cords for superior strength
- Coated steel hooks are stronger than conventional hooks
- Extra wide strap provides strong and secure hold
- It is color coded by length for convenient selection



PART #	MFG #		
444271	9002600	18 pc. FAT STRAP ASSORT 3-15", 2-18", 2-20", 2-24", 2-30", 2-32", 1-ORING, 4 MINI JAR PACK	24.02 B

HIGHLAND[®] ADJUSTABLE STRAP FAT BUNGEE

- Won't damage or dig into your cargo
- Extra wide, strong and secure
- Extra wide, strong and secure
- Coated steel hooks are stronger than conventional hooks
- Rotating Fat Straps rotate 360 degrees for easy adjustment
- Reflective Fat Straps increase visibility for all drivers



PART #	MFG #		
444269	9414900	10"-45" ADJUSTABLE FAT STRAP BUNGEE	5.78 B

HIGHLAND[®] BUNGEE CORDS

- Coated steel hooks are 3X stronger than conventional hooks
- Won't bend, break, scratch or mar
- Color coded hooks for convenient selection
- Engineered to withstand even the harshest outdoor elements



PART #	MFG #		
444272	2902000	12" TRIPLE STRENGTH BUNGEE BLUE	4.05 B
444273	2902100	18" TRIPLE STRENGTH BUNGEE RED	3.85 B
444274	2902200	24" TRIPLE STRENGTH BUNGEE GREEN	4.81 B
444275	9302400	24" TRIPLE STRENGTH BUNGEE RED	2.91 B
444276	9303200	32" TRIPLE STRENGTH BUNGEE GREEN	3.29 B
444277	2902300	32" TRIPLE STRENGTH BUNGEE PURPLE	5.35 B
444278	2902400	32" TRIPLE STRENGTH BUNGEE BLACK	5.08 B
444279	9304000	40" TRIPLE STRENGTH BUNGEE YELLOW	3.29 B
444280	9305200	52" TRIPLE STRENGTH BUNGEE ORANGE	4.59 B
444281	2902500	TRIPLE STRENGTH ASSORTMENT (10 pc.) 2-12", 2-18", 2-24" & 4-32"	22.26 B
444282	2902600	TRIPLE STRENGTH ASSORTMENT (5 pc.) 1-12", 1-18", 1-24" & 2-32"	11.93 B



PART #	MFG #		
444285	9402400	1pc. BUNGEE 24"	1.92 B
444286	9203200	2pc. BUNGEE 2-32" x 8mm	2.70 B
444288	9009600	8pc. BUNGEE ASSORTMENT 2-12", 2-18", 1-24", 1-32", 2 MINI	10.70 B
444289	9008600	12pc. BUNGEE ASSORTMENT 2-12", 2-18", 1-24", 1-32", 2 MINI	12.20 B
444291	9008400	24pc. BUNGEE CORD SET 6-18", 4-24", 2-32", 2-40", 4 CANOPY TIES JAR PACK	22.50 B

- Color coded for length selection
- UV Resistant
- Able to withstand the harshest outdoor elements



444291

accessories

- body
- handlebar & grips
- cables & levers
- exhaust
- engine
- fuel & intake
- electrical & ignition
- clutch
- drive
- bearings
- brakes
- steering & suspension
- tires
- tools & shop



- body
- handlebar & grips
- cables & levers
- exhaust
- engine
- fuel & intake
- electrical & ignition
- clutch
- drive
- bearings
- brakes
- steering & suspension
- tires
- tools & shop



466045



466046

ROTATING BAR CLAMP KITS W/ HOT START

- Protect your levers with the all new FX Rotator Bar Clamp Kits.
- Includes left and right replacement rotator yokes that have integrated poly sleeves that allow your perches to rotate in crash impact.
- Available for late model bikes in Blue or Red.

PART #	MFG #		
466045	12-36700	Universal Clamp Kit (Hot Start) - BLUE	49.95 G
466046	12-36702	Universal Clamp Kit (Hot Start) - RED	49.95 G



466047



466048

ROTATING BAR CLAMP KITS

- Protect your levers with the all new FX Rotator Bar Clamp Kits
- Includes left and right replacement rotator yokes that have integrated poly sleeves that allow your perches to rotate in crash impact.
- Available for late model bikes in Blue or Red.

PART #	MFG #		
466047	12-36710	Universal Clamp Kit - BLUE	44.95 G
466048	12-36712	Universal Clamp Kit - RED	44.95 G



466049



466050

VALVE CAP AND RIM LOCK KIT

- Protects your rim lock threads
- Comes with CNC-machined valve stem caps and washers to complete the look.
- Available for late model bikes in: Blue, Red, Black, Silver and Yellow

PART #	MFG #		
466049	12-36720	Universal Valve Cap & Rim Kit - BLUE	24.95 D
466050	12-36722	Universal Valve Cap & Rim Kit - RED	24.95 D
466051	17-36728	Universal Valve Cap & Rim Kit - BLACK	24.95 D
466052	17-36725	Universal Valve Cap & Rim Kit - SILVER	24.95 D
466053	17-36724	Universal Valve Cap & Rim Kit - YELLOW	24.95 D



466054



466055

GAS VENT HOSE CAP

- Universal vent hose with a self-seal cap
- Made from 6061 Aluminum
- Finished with Type 3 Anodizing and laser engraved graphics
- Available for late model bikes in: Blue, Red, Black, Silver and Yellow

PART #	MFG #		
466054	12-36730	Universal Vent Hose Cap - BLUE	14.95 D
466055	12-36732	Universal Vent Hose Cap - RED	14.95 D
466056	17-36738	Universal Vent Hose Cap - BLACK	14.95 D
466057	17-36736	Universal Vent Hose Cap - SILVER	14.95 D
466058	17-36734	Universal Vent Hose Cap - YELLOW	14.95 D



BODY

FRONT FENDERS



MODEL	YEAR	COLOR	PART #		
HONDA					
CR125R	00-03	BLACK	992099	28.45	L
CR125R	04-07	WHITE	992753	28.45	L
CR125R	04-07	BLACK	992101	28.45	L
CR125R	00-03	RED CR04	992103	28.45	L
CR125R OEM Color	90-99	FLUO RED	992102	28.45	L
CR125R OEM Color	00-03	RED CR00	992117	28.45	L
CR125R OEM Color	04-07	RED CR04	992104	28.45	L
CR250R	00-03	BLACK	992099	28.45	L
CR250R	04-07	WHITE	992753	28.45	L
CR250R	04-07	BLACK	992101	28.45	L
CR250R	00-03	RED CR04	992103	28.45	L
CR250R OEM Color	00-03	RED CR00	992117	28.45	L
CR250R OEM Color	04-07	RED CR04	992104	28.45	L
CR250R OEM Color	90-99	FLUO RED	992102	28.45	L
CR500R OEM Color	90-01	FLUO RED	992102	28.45	L
CR80R OEM Color	96-02	RED CR04	992105	28.45	L
CR85R OEM Color	03-07	RED CR04	992105	28.45	L
CRF110F	13-16	WHITE	992106	28.45	L
CRF110F	13-16	BLACK	992107	28.45	L
CRF110F OEM Color	13-16	RED CR04	992108	28.45	L
CRF150R	07-16	WHITE	992109	28.45	L
CRF150R OEM Color	07-16	RED CR04	992110	28.45	L
CRF230F	15-	WHITE	993109	28.45	L
CRF230F	15-	BLACK	993110	28.45	L
CRF230F OEM Color	15-	RED CR04	993111	28.45	L
CRF250R	04-09	WHITE	992753	28.45	L
CRF250R	04-09	BLACK	992101	28.45	L
CRF250R	10-13	WHITE	992111	28.45	L
CRF250R	10-13	BLACK	992112	28.45	L
CRF250R	14-16	WHITE	992113	28.45	L
CRF250R	14-16	BLACK	992114	28.45	L
CRF250R OEM Color	04-09	RED CR04	992104	28.45	L
CRF250R OEM Color	10-13	RED CR04	992115	28.45	L
CRF250R OEM Color	14-16	RED CR04	992116	28.45	L
CRF450R	02-03	RED CR04	992103	28.45	L

MODEL	YEAR	COLOR	PART #		
HONDA CONTINUED					
CRF450R	04-08	WHITE	992753	28.45	L
CRF450R	04-08	BLACK	992101	28.45	L
CRF450R	09-12	WHITE	992111	28.45	L
CRF450R	09-12	BLACK	992112	28.45	L
CRF450R	02-03	BLACK	992099	28.45	L
CRF450R	13-16	WHITE	992113	28.45	L
CRF450R	13-16	BLACK	992114	28.45	L
CRF450R OEM Color	02-03	RED CR04	992103	28.45	L
CRF450R OEM Color	04-08	RED CR04	992104	28.45	L
CRF450R OEM Color	09-12	RED CR04	992115	28.45	L
CRF450R OEM Color	13-16	RED CR04	992116	28.45	L
CRF50F OEM Color	04-16	RED CR04	992118	18.45	L
KAWASAKI					
KDX200	92-04	BLACK	992262	28.45	L
KDX200 OEM Color	92-04	GREEN	992263	28.45	L
KDX250	91-04	BLACK	992262	28.45	L
KDX250 OEM Color	91-04	GREEN	992263	28.45	L
KLX110	02-09	WHITE	992264	28.45	L
KLX110 OEM Color	02-09	GREEN 05	992265	28.45	L
KX125 / 250	03-08	BLACK	992270	28.45	L
KX125 / 250	03-08	GREEN	992271	28.45	L
KX125 / 250	93-02	BLACK	992262	28.45	L
KX125 / 250 OEM Color	03-08	GREEN 05	992272	28.45	L
KX125 / 250 OEM Color	93-02	GREEN	992263	28.45	L
KX250F	04-08	BLACK	992270	28.45	L
KX250F	04-08	GREEN	992271	28.45	L
KX250F	09-12	WHITE	992273	28.45	L
KX250F	09-12	BLACK	992274	28.45	L
KX250F	13-16	WHITE	992275	28.45	L
KX250F	13-16	BLACK	992276	28.45	L
KX250F OEM Color	04-08	GREEN 05	992272	28.45	L
KX250F OEM Color	09-12	GREEN 05	992278	28.45	L
KX250F OEM Color	13-16	GREEN 05	992277	28.45	L
KX450F	06-08	BLACK	992270	28.45	L

MODEL	YEAR	COLOR	PART #		
KAWASAKI CONTINUED					
KX450F	06-08	GREEN	992271	28.45	L
KX450F	09-12	WHITE	992273	28.45	L
KX450F	09-12	BLACK	992274	28.45	L
KX450F	16-	WHITE	993454	28.45	L
KX450F	16-	BLACK	993455	28.45	L
KX450F	13-15	WHITE	992275	28.45	L
KX450F	13-15	BLACK	992276	28.45	L
KX450F OEM Color	06-08	GREEN 05	992272	28.45	L
KX450F OEM Color	09-12	GREEN 05	992278	28.45	L
KX450F OEM Color	16-	GREEN 05	993453	28.45	L
KX450F OEM Color	13-15	GREEN 05	992277	28.45	L
KX500	92-04	BLACK	992262	28.45	L
KX500 OEM Color	92-04	GREEN	992263	28.45	L
KX65 OEM Color	00-16	GREEN 05	992279	28.45	L
KX85/100	14-16	WHITE	992266	28.45	L
KX85/100	14-16	BLACK	992267	28.45	L
KX85/100 OEM Color	01-13	GREEN 05	992268	28.45	L
KX85/100 OEM Color	14-16	GREEN 05	992269	28.45	L
KTM					
KTM 105 SX OEM Color	04-	ORANGE KTM	992404	28.45	L
KTM 105 SX OEM Color	06-11	ORANGE KTM	992404	28.45	L
KTM 125 / 250 SX	07-12	BLACK	992405	28.45	L
KTM 125 / 250 SX	00-06	BLACK	992407	28.45	L
KTM 125 / 250 SX	07-12	WHITE KTM	992406	28.45	L
KTM 125 / 250 SX OEM Color	00-06	ORANGE KTM	992410	28.45	L
KTM 125 / 250 SX OEM Color	07-12	ORANGE KTM	992411	28.45	L
KTM 125 SX	13-15	WHITE KTM	992408	28.45	L
KTM 125 SX	13-15	BLACK	992409	28.45	L
KTM 125 SX OEM Color	13-15	ORANGE KTM	992412	28.45	L
KTM 125/200/250/300 EXC	08-13	BLACK	992405	28.45	L
KTM 125/200/250/300 EXC	08-13	WHITE KTM	992406	28.45	L
KTM 125/200/250/300 EXC	00-07	BLACK	992407	28.45	L
KTM 125/200/250/300 EXC	14-16	WHITE KTM	992408	28.45	L
KTM 125/200/250/300 EXC	14-16	BLACK	992409	28.45	L
KTM 125/200/250/300 EXC OEM Color	08-13	ORANGE KTM	992411	28.45	L
KTM 125/200/250/300 EXC OEM Color	00-07	ORANGE KTM	992410	28.45	L

MODEL	YEAR	COLOR	PART #		
KTM CONTINUED					
KTM 125/200/250/300 EXC OEM Color	14-16	ORANGE KTM	992412	28.45	L
KTM 150 SX	09-12	BLACK	992405	28.45	L
KTM 150 SX	09-12	WHITE KTM	992406	28.45	L
KTM 150 SX	13-15	WHITE KTM	992408	28.45	L
KTM 150 SX	13-15	BLACK	992409	28.45	L
KTM 150 SX OEM Color	09-12	ORANGE KTM	992411	28.45	L
KTM 150 SX OEM Color	13-15	ORANGE KTM	992412	28.45	L
KTM 150 XC	10-12	BLACK	992405	28.45	L
KTM 150 XC	10-12	WHITE KTM	992406	28.45	L
KTM 150 XC	13-15	WHITE KTM	992408	28.45	L
KTM 150 XC	13-15	BLACK	992409	28.45	L
KTM 150 XC OEM Color	10-12	ORANGE KTM	992411	28.45	L
KTM 150 XC OEM Color 13-15	13-15	ORANGE KTM	992412	28.45	L
KTM 200 MXC	98-03	BLACK	992407	28.45	L
KTM 200 MXC OEM Color	98-03	ORANGE KTM	992410	28.45	L
KTM 200 SX	03-04	BLACK	992407	28.45	L
KTM 200 SX OEM Color	03-04	ORANGE KTM	992410	28.45	L
KTM 200 XC	06-07	BLACK	992407	28.45	L
KTM 200 XC	08-09	BLACK	992409	28.45	L
KTM 200 XC	08-09	WHITE KTM	992408	28.45	L
KTM 200 XC OEM Color	06-07	ORANGE KTM	992410	28.45	L
KTM 200 XC OEM Color	08-09	ORANGE KTM	992412	28.45	L
KTM 250 / 380 MXC	00-01	BLACK	992407	28.45	L
KTM 250 / 380 MXC OEM Color	00-01	ORANGE KTM	992410	28.45	L
KTM 250 EXC-F	08-13	BLACK	992405	28.45	L
KTM 250 EXC-F	06-07	BLACK	992407	28.45	L
KTM 250 EXC-F	08-13	WHITE KTM	992406	28.45	L
KTM 250 EXC-F	14-15	BLACK	992409	28.45	L
KTM 250 EXC-F	14-15	WHITE KTM	992408	28.45	L
KTM 250 EXC-F OEM Color	14-15	ORANGE KTM	992412	28.45	L
KTM 250 EXC-F OEM Color	06-07	ORANGE KTM	992410	28.45	L
KTM 250 EXC-F OEM Color	08-13	ORANGE KTM	992411	28.45	L
KTM 250 SX	13-16	WHITE KTM	992408	28.45	L
KTM 250 SX	13-16	BLACK	992409	28.45	L
KTM 250 SX OEM Color	13-16	ORANGE KTM	992412	28.45	L
KTM 250 SX-F	05-06	BLACK	992407	28.45	L
KTM 250 SX-F	07-12	BLACK	992405	28.45	L

- accessories
- body**
- handlebar & grips
- cables & levers
- exhaust
- engine
- fuel & intake
- electrical & ignition
- clutch
- drive
- bearings
- brakes
- steering & suspension
- tires
- tools & shop

- accessories
- body
- handlebar & grips
- cables & levers
- exhaust
- engine
- fuel & intake
- electrical & ignition
- clutch
- drive
- bearings
- brakes
- steering & suspension
- tires
- tools & shop

MODEL	YEAR	COLOR	PART #			
KTM CONTINUED						
KTM 250 SX-F	07-12	WHITE KTM	992406	28.45	L	
KTM 250 SX-F	13-15	WHITE KTM	992408	28.45	L	
KTM 250 SX-F	13-15	BLACK	992409	28.45	L	
KTM 250 SX-F OEM Color	05-06	ORANGE KTM	992410	28.45	L	
KTM 250 SX-F OEM Color	07-12	ORANGE KTM	992411	28.45	L	
KTM 250 SX-F OEM Color	13-15	ORANGE KTM	992412	28.45	L	
KTM 250 XC-F	07-	BLACK	992407	28.45	L	
KTM 250 XC-F	08-12	BLACK	992405	28.45	L	
KTM 250 XC-F	08-12	WHITE KTM	992406	28.45	L	
KTM 250 XC-F	13-15	WHITE KTM	992408	28.45	L	
KTM 250 XC-F	13-15	BLACK	992409	28.45	L	
KTM 250 XC-F OEM Color	07-	ORANGE KTM	992410	28.45	L	
KTM 250 XC-F OEM Color	13-15	ORANGE KTM	992412	28.45	L	
KTM 250 XC-F OEM Color	08-12	ORANGE KTM	992411	28.45	L	
KTM 250/300 XC	06-07	BLACK	992407	28.45	L	
KTM 250/300 XC	08-12	BLACK	992405	28.45	L	
KTM 250/300 XC	08-12	WHITE KTM	992406	28.45	L	
KTM 250/300 XC	13-16	WHITE KTM	992408	28.45	L	
KTM 250/300 XC	13-16	BLACK	992409	28.45	L	
KTM 250/300 XC OEM Color	06-07	ORANGE KTM	992410	28.45	L	
KTM 250/300 XC OEM Color	08-12	ORANGE KTM	992411	28.45	L	
KTM 250/300 XC OEM Color	13-16	ORANGE KTM	992412	28.45	L	
KTM 300 MXC	00-05	BLACK	992407	28.45	L	
KTM 300 MXC OEM Color	00-05	ORANGE KTM	992410	28.45	L	
KTM 350 EXC-F	12-13	BLACK	992405	28.45	L	
KTM 350 EXC-F	14-15	WHITE KTM	992408	28.45	L	
KTM 350 EXC-F	14-15	BLACK	992409	28.45	L	
KTM 350 EXC-F OEM Color	12-13	ORANGE KTM	992411	28.45	L	
KTM 350 EXC-F OEM Color	14-15	ORANGE KTM	992412	28.45	L	
KTM 350 EXC-F Six Days Limited Edition 2012	12-13	WHITE KTM	992406	28.45	L	
KTM 350 SX-F	11-12	BLACK	992405	28.45	L	
KTM 350 SX-F	11-12	WHITE KTM	992406	28.45	L	
KTM 350 SX-F	13-15	WHITE KTM	992408	28.45	L	
KTM 350 SX-F	13-15	BLACK	992409	28.45	L	
KTM 350 SX-F OEM Color 13-14	13-15	ORANGE KTM	992412	28.45	L	
KTM 350 SX-F OEM Color 2011/2012	11-12	ORANGE KTM	992411	28.45	L	

MODEL	YEAR	COLOR	PART #			
KTM CONTINUED						
KTM 350 XC-F	11-12	BLACK	992405	28.45	L	
KTM 350 XC-F	13-15	WHITE KTM	992408	28.45	L	
KTM 350 XC-F	13-15	BLACK	992409	28.45	L	
KTM 350 XC-F	11-12	WHITE KTM	992406	28.45	L	
KTM 350 XC-F OEM Color	11-12	ORANGE KTM	992411	28.45	L	
KTM 350 XC-F OEM Color	13-15	ORANGE KTM	992412	28.45	L	
KTM 380 EXC	00-02	BLACK	992407	28.45	L	
KTM 380 EXC OEM Color	00-02	ORANGE KTM	992410	28.45	L	
KTM 380 MXC	00-01	BLACK	992407	28.45	L	
KTM 380 MXC OEM Color	00-01	ORANGE KTM	992410	28.45	L	
KTM 380 SX	00-02	BLACK	992407	28.45	L	
KTM 380 SX OEM Color	00-02	ORANGE KTM	992410	28.45	L	
KTM 400 EXC	09-11	BLACK	992405	28.45	L	
KTM 400 EXC	09-11	WHITE KTM	992406	28.45	L	
KTM 400 EXC OEM Color	09-11	ORANGE KTM	992411	28.45	L	
KTM 450 EXC	07-	BLACK	992407	28.45	L	
KTM 450 EXC	08-13	BLACK	992405	28.45	L	
KTM 450 EXC	08-13	WHITE KTM	992406	28.45	L	
KTM 450 EXC	14-16	WHITE KTM	992408	28.45	L	
KTM 450 EXC	14-16	BLACK	992409	28.45	L	
KTM 450 EXC OEM Color	07-	ORANGE KTM	992410	28.45	L	
KTM 450 EXC OEM Color	08-13	ORANGE KTM	992411	28.45	L	
KTM 450 EXC OEM Color 14-15	14-16	ORANGE KTM	992412	28.45	L	
KTM 450 SX-F	07-12	BLACK	992405	28.45	L	
KTM 450 SX-F	07-12	WHITE KTM	992406	28.45	L	
KTM 450 SX-F	13-15	WHITE KTM	992408	28.45	L	
KTM 450 SX-F	13-15	BLACK	992409	28.45	L	
KTM 450 SX-F OEM Color	07-12	ORANGE KTM	992411	28.45	L	
KTM 450 SX-F OEM Color	13-15	ORANGE KTM	992412	28.45	L	
KTM 450 XC-F	13-15	WHITE KTM	992408	28.45	L	
KTM 450 XC-F	13-15	BLACK	992409	28.45	L	
KTM 450 XC-F OEM Color	13-15	ORANGE KTM	992412	28.45	L	
KTM 450/505 XC-F	08-09	BLACK	992405	28.45	L	
KTM 450/505 XC-F	08-09	WHITE KTM	992406	28.45	L	
KTM 450/505 XC-F OEM Color	08-09	ORANGE KTM	992411	28.45	L	
KTM 450/525 SX	06-	BLACK	992407	28.45	L	
KTM 450/525 SX OEM Color	06-	ORANGE KTM	992410	28.45	L	

MODEL	YEAR	COLOR	PART #		
KTM CONTINUED					
KTM 450/525 XC	07-	BLACK	992407	28.45	L
KTM 450/525 XC OEM Color	07-	ORANGE KTM	992410	28.45	L
KTM 500 EXC	12-13	BLACK	992405	28.45	L
KTM 500 EXC	14-16	BLACK	992409	28.45	L
KTM 500 EXC Six Days 14/15 Lmt'd Ed	14-16	WHITE KTM	992408	28.45	L
KTM 500 EXC Six Days Limited Edition 2012/2013	12-13	WHITE KTM	992406	28.45	L
KTM 500 EXC OEM Color	12-13	ORANGE KTM	992411	28.45	L
KTM 500 EXC OEM Color 14-15	14-16	ORANGE KTM	992412	28.45	L
KTM 505 SX-F	07-08	BLACK	992405	28.45	L
KTM 505 SX-F	07-08	WHITE KTM	992406	28.45	L
KTM 505 SX-F OEM color	07-08	ORANGE KTM	992411	28.45	L
KTM 525 EXC	03-07	BLACK	992407	28.45	L
KTM 525 EXC OEM Color	03-07	ORANGE KTM	992410	28.45	L
KTM 530 EXC	09-11	BLACK	992405	28.45	L
KTM 530 EXC	09-11	WHITE KTM	992406	28.45	L
KTM 530 EXC OEM Color	09-11	ORANGE KTM	992411	28.45	L
KTM 65 SX	09-11	WHITE KTM	992413	28.45	L
KTM 65 SX	16-	WHITE KTM	993185	28.45	L
KTM 65 SX	12-15	WHITE KTM	992414	28.45	L
KTM 65 SX OEM Color	02-08	ORANGE KTM	992415	28.45	L
KTM 65 SX OEM Color	09-11	ORANGE KTM	992417	28.45	L
KTM 65 SX OEM Color	12-15	ORANGE KTM	992416	28.45	L
KTM 65 SX OEM Color (new orange)	16-	ORANGE KTM16	993184	28.45	L
KTM 65 XC	09-	WHITE KTM	992413	28.45	L
KTM 65 XC OEM Color	08-	ORANGE KTM	992415	28.45	L
KTM 65 XC OEM Color	09-	ORANGE KTM	992417	28.45	L
KTM 85 SX	13-16	WHITE KTM	992418	28.45	L
KTM 85 SX	13-16	BLACK	992419	28.45	L
KTM 85 SX OEM Color	03-12	ORANGE KTM	992404	28.45	L
KTM 85 SX OEM Color	13-16	ORANGE KTM	992420	28.45	L
KTM 85/105 XC OEM Color	08-09	ORANGE KTM	992404	28.45	L
KTM SX125/150; SX-F250/350/450; XC-F250/350/450	16-	WHITE KTM	993187	28.45	L

MODEL	YEAR	COLOR	PART #		
KTM CONTINUED					
KTM SX125/150; SX-F250/350/450; XC-F250/350/450	16-	BLACK	993188	28.45	L
KTM SX125/150; SX-F250/350/450; XC-F250/350/450 OEM Color (new orange)	16-	ORANGE KTM16	993186	28.45	L
SUZUKI					
DR-Z110	03-06	WHITE	992264	28.45	L
RM100	03-06	BLACK	992511	28.45	L
RM125 / 250	01-08	BLACK	992512	28.45	L
RM125 / 250 OEM Color	01-08	YELLOW RM01	992514	28.45	L
RM125 / 250 OEM Color	89-00	YELLOW	992513	28.45	L
RM65 OEM Color 03-05	03-05	YELLOW RM01	992517	28.45	L
RM85 OEM Color	02-16	YELLOW RM01	992518	28.45	L
RMZ250	04-06	BLACK	992270	28.45	L
RMZ250	07-09	BLACK	992512	28.45	L
RMZ250	10-16	BLACK	992519	28.45	L
RMZ250	10-16	WHITE	992520	28.45	L
RMZ250 OEM Color	04-06	YELLOW RM01	992521	28.45	L
RMZ250 OEM Color	07-09	YELLOW RM01	992514	28.45	L
RMZ250 OEM Color	10-16	YELLOW RM01	992522	28.45	L
RMZ450	05-07	BLACK	992512	28.45	L
RMZ450	08-16	BLACK	992519	28.45	L
RMZ450	08-16	WHITE	992520	28.45	L
RMZ450 OEM Color	05-07	YELLOW RM01	992514	28.45	L
RMZ450 OEM Color 2008-15	08-16	YELLOW RM01	992522	28.45	L
YAMAHA					
WR250F	01-05	BLACK	992608	28.45	L
WR250F	06-14	BLACK	992609	28.45	L
WR250F	06-14	WHITE	992611	28.45	L
WR250F	15-16	BLACK	992618	28.45	L
WR250F	15-16	WHITE	992619	28.45	L
WR250F not drilled OEM Color	01-05	BLUE YAM98	992612	28.45	L
WR250F OEM Color	01-05	BLUE YAM98	992613	28.45	L
WR250F OEM Color	06-14	BLUE YAM98	992614	28.45	L
WR250F OEM Color	15-16	BLUE YAM98	992620	28.45	L
WR250Z	92-97	BLUE YAM98	992615	28.45	L
WR250Z not drilled	92-97	WHITE	992616	28.45	L
WR250Z not drilled	92-97	BLACK	992617	28.45	L

- accessories
- body**
- handlebar & grips
- cables & levers
- exhaust
- engine
- fuel & intake
- electrical & ignition
- clutch
- drive
- bearings
- brakes
- steering & suspension
- tires
- tools & shop

- accessories
- body
- handlebar & grips
- cables & levers
- exhaust
- engine
- fuel & intake
- electrical & ignition
- clutch
- drive
- bearings
- brakes
- steering & suspension
- tires
- tools & shop

MODEL	YEAR	COLOR	PART #		
YAMAHA CONTINUED					
WR400F	98-99	BLUE YAM98	992615	28.45	L
WR400F	00-02	BLACK	992608	28.45	L
WR400F not drilled	98-99	WHITE	992616	28.45	L
WR400F not drilled	98-99	BLACK	992617	28.45	L
WR400F not drilled OEM Color	00-02	BLUE YAM98	992612	28.45	L
WR400F OEM Color	00-02	BLUE YAM98	992613	28.45	L
WR450F	03-05	BLACK	992608	28.45	L
WR450F	06-11	BLACK	992609	28.45	L
WR450F	06-11	WHITE	992611	28.45	L
WR450F	12-16	WHITE	992619	28.45	L
WR450F	12-16	BLACK	992618	28.45	L
WR450F OEM Color	03-05	BLUE YAM98	992613	28.45	L
WR450F OEM Color	06-11	BLUE YAM98	992614	28.45	L
WR450F OEM Color 12-15	12-16	BLUE YAM98	992620	28.45	L
YZ125/250	00-05	BLACK	992608	28.45	L
YZ125/250	06-14	BLACK	992609	28.45	L
YZ125/250	06-14	WHITE	992611	28.45	L
YZ125/250	15-16	BLACK	992618	28.45	L
YZ125/250	15-16	BLUE YAM98	992620	28.45	L
YZ125/250 not drilled	92-99	WHITE	992616	28.45	L
YZ125/250 not drilled	92-99	BLACK	992617	28.45	L
YZ125/250 not drilled OEM Color	00-05	BLUE YAM98	992612	28.45	L
YZ125/250 OEM Color	92-99	BLUE YAM98	992615	28.45	L
YZ125/250 OEM Color	15-16	WHITE	992619	28.45	L
YZ125/250 OEM Color 00-05	00-05	BLUE YAM98	992613	28.45	L
YZ125/250 OEM Color 06-14	06-14	BLUE YAM98	992614	28.45	L
YZ250F	01-05	BLACK	992608	28.45	L
YZ250F	01-05	BLUE YAM98	992613	28.45	L
YZ250F	06-09	BLACK	992609	28.45	L

MODEL	YEAR	COLOR	PART #		
YAMAHA CONTINUED					
YZ250F	06-09	WHITE	992611	28.45	L
YZ250F	10-16	BLACK	992618	28.45	L
YZ250F IPD	06-09	BLUE YAM98	992621	47.95	L
YZ250F IPD	06-09	WHITE	992622	47.95	L
YZ250F not drilled OEM Color 01-05	01-05	BLUE YAM98	992612	28.45	L
YZ250F OEM Color 06-09	06-09	BLUE YAM98	992614	28.45	L
YZ250F OEM Color 10-16	10-16	BLUE YAM98	992620	28.45	L
YZ250F OEM Color Limited Edition	10-16	WHITE	992619	28.45	L
YZ250FX	15-16	WHITE	992619	28.45	L
YZ250FX	15-16	BLACK	992618	28.45	L
YZ250FX OEM Color	15-16	BLUE YAM98	992620	28.45	L
YZ426F	01-02	BLACK	992608	28.45	L
YZ426F not drilled OEM Color	01-02	BLUE YAM98	992612	28.45	L
YZ426F OEM Color	01-02	BLUE YAM98	992613	28.45	L
YZ450F	03-05	BLACK	992608	28.45	L
YZ450F	06-09	BLACK	992609	28.45	L
YZ450F	06-09	WHITE	992611	28.45	L
YZ450F	10-16	BLACK	992618	28.45	L
YZ450F IPD	06-09	BLUE YAM98	992621	47.95	L
YZ450F IPD	06-09	WHITE	992622	47.95	L
YZ450F not drilled OEM Color 03-05	03-05	BLUE YAM98	992612	28.45	L
YZ450F OEM Color	03-05	BLUE YAM98	992613	28.45	L
YZ450F OEM Color 06-09	06-09	BLUE YAM98	992614	28.45	L
YZ450F OEM Color 10-16	10-16	BLUE YAM98	992620	28.45	L
YZ450F OEM Color Limited Edition	10-16	WHITE	992619	28.45	L
YZ80 OEM Color	93-01	BLUE YAM98	992623	28.45	L
YZ85 OEM Color 02-14	02-14	BLUE YAM98	992623	28.45	L
YZ85 OEM Color 15	15-16	BLUE YAM98	993114	28.45	L

Polisport®

REAR FENDERS



- accessories
- body**
- handlebar & grips
- cables & levers
- exhaust
- engine
- fuel & intake
- electrical & ignition
- clutch
- drive
- bearings
- brakes
- steering & suspension
- tires
- tools & shop

MODEL	YEAR	COLOR	PART #		
HONDA					
CR125R	02-07	BLACK	992163	33.95	L
CR125R	02-07	RED CR04	992164	33.95	L
CR125R OEM Color	98-99	FLUO RED	992165	33.95	L
CR125R OEM Color	00-01	RED CR00	992167	33.95	L
CR125R OEM Color	02-07	RED CR00	992168	33.95	L
CR125R OEM Color	93-97	FLUO RED	992166	33.95	L
CR125R OEM Color	93-96				
CR250R	02-07	BLACK	992163	33.95	L
CR250R	02-07	RED CR04	992164	33.95	L
CR250R OEM Color	97-99	FLUO RED	992165	33.95	L
CR250R OEM Color	00-01	RED CR00	992167	33.95	L
CR250R OEM Color	02-07	RED CR00	992168	33.95	L
CR250R OEM Color	92-96	FLUO RED	992166	33.95	L
CR500R OEM Color	85-90	RED	993364	33.95	L
CR80R OEM Color	96-02	RED CR04	992169	33.95	L
CR85R OEM Color	03-07	RED CR04	992169	33.95	L
CRF110F	13-16	BLACK	992171	33.95	L
CRF110F	13-16	RED CR04	992170	33.95	L
CRF110F OEM Color	13-16	WHITE	992172	33.95	L
CRF150R	07-16	WHITE	992173	33.95	L
CRF150R OEM Color	07-16	RED CR04	992174	33.95	L
CRF230F	15-	RED CR04	993115	33.95	L
CRF230F	15-	BLACK	993116	33.95	L
CRF230F OEM Color	15-	WHITE	993117	33.95	L
CRF250R	04-05	WHITE	992175	33.95	L
CRF250R	06-07	WHITE	992176	33.95	L
CRF250R	06-07	BLACK	992177	33.95	L
CRF250R	08-09	BLACK	992178	33.95	L
CRF250R	10-13	RED CR04	992179	33.95	L
CRF250R	10-13	BLACK	992180	33.95	L
CRF250R	14-16	RED CR04	992181	33.95	L
CRF250R	14-16	BLACK	992182	33.95	L
CRF250R OEM Color	04-05	RED CR04	992183	33.95	L
CRF250R OEM Color	06-07	RED CR04	992184	33.95	L
CRF250R OEM Color	10-13	WHITE	992187	33.95	L
CRF250R OEM Color	14-16	WHITE	992188	33.95	L
CRF250R OEM Color 08	08-09	RED CR04	992185	33.95	L
CRF250R OEM Color 09	08-09	WHITE	992186	33.95	L

MODEL	YEAR	COLOR	PART #		
HONDA CONTINUED					
CRF450R	02-04	WHITE	992189	33.95	L
CRF450R	05-08	WHITE	992191	33.95	L
CRF450R	05-08	BLACK	992192	33.95	L
CRF450R	09-12	RED CR04	992179	33.95	L
CRF450R	09-12	BLACK	992180	33.95	L
CRF450R	13-16	BLACK	992182	33.95	L
CRF450R	13-16	RED CR04	992181	33.95	L
CRF450R OEM Color	02-04	RED CR04	992190	33.95	L
CRF450R OEM Color	05-08	RED CR04	992193	33.95	L
CRF450R OEM Color	09-12	WHITE	992187	33.95	L
CRF450R OEM Color	13-16	WHITE	992188	33.95	L
CRF50F OEM Color 04-13	04-16	RED CR04	992195	21.45	L
XR250R OEM Color	96-04	WHITE	992196	33.95	L
XR400R OEM Color	96-04	WHITE	992196	33.95	L
KAWASAKI					
KLX110	02-09	WHITE	992323	33.95	L
KLX110 OEM Color	02-09	GREEN 05	992324	33.95	L
KX125 / 250	99-02	BLACK	992330	33.95	L
KX125 / 250	03-08	BLACK	992331	33.95	L
KX125 / 250 OEM Color	94-98	GREEN	992332	33.95	L
KX125 / 250 OEM Color	99-02	GREEN	992333	33.95	L
KX125 / 250 OEM Color	03-08	GREEN 05	992334	33.95	L
KX250F	06-08	BLACK	992335	33.95	L
KX250F	09-12	WHITE	992336	33.95	L
KX250F	09-12	BLACK	992337	33.95	L
KX250F	13-16	GREEN 05	992338	33.95	L
KX250F OEM Color 14-15	13-16	WHITE	992341	33.95	L
KX250F OEM Color	04-05	GREEN 05	992339	33.95	L
KX250F OEM Color	06-08	GREEN 05	992340	33.95	L
KX250F OEM Color	09-12	GREEN 05	992343	33.95	L
KX250F OEM Color 13	13-16	BLACK	992342	33.95	L
KX450F	06-08	BLACK	992335	33.95	L
KX450F	09-11	WHITE	992336	33.95	L
KX450F	09-11	BLACK	992337	33.95	L

MODEL	YEAR	COLOR	PART #	
KAWASAKI CONTINUED				
KX450F	12-15	BLACK	992342	33.95 L
KX450F	16-	WHITE	993457	33.95 L
KX450F	16-	BLACK	993458	33.95 L
KX450F OEM Color	06-08	GREEN 05	992340	33.95 L
KX450F OEM Color	09-11	GREEN 05	992343	33.95 L
KX450F OEM Color	16-	GREEN 05	993456	33.95 L
KX450F OEM Color 12	12-15	GREEN 05	992338	33.95 L
KX450F OEM Color 13-15	12-15	WHITE	992341	33.95 L
KX500 OEM Color	92-02	GREEN 05	992332	33.95 L
KX65 OEM Color 12/16	00-16	GREEN 05	992324	33.95 L
KX65 OEM Color 13-14	00-16	WHITE	992323	33.95 L
KX85/100	14-16	GREEN 05	992326	33.95 L
KX85/100	14-16	BLACK	992327	33.95 L
KX85/100 OEM Color	01-13	WHITE	992328	33.95 L
KX85/100 OEM Colors	14-16	WHITE	992325	33.95 L
KX85/100 OEM Color 12	01-13	GREEN 05	992329	33.95 L
KTM				
KTM 105 SX	04-	ORANGE KTM	992465	77.45 L
KTM 105 SX	06-11	ORANGE KTM	992465	77.45 L
KTM 105 SX OEM Color	04-	WHITE KTM	992466	77.45 L
KTM 105 SX OEM Color	06-11	WHITE KTM	992466	77.45 L
KTM 125 / 250 SX	07-10	WHITE KTM	992471	77.45 L
KTM 125 / 200 / 250 / 300 EXC w/out side panels	98-03	BLACK	992472	33.95 L
KTM 125 / 200 / 250 / 300 EXC	04-07	BLACK	992467	77.45 L
KTM 125 / 200 / 250 / 300 EXC	08-11	BLACK	992468	77.45 L
KTM 125 / 200 / 250 / 300 EXC OEM Color	04-07	ORANGE KTM	992469	77.45 L
KTM 125 / 200 / 250 / 300 EXC OEM Color 08-10	08-11	ORANGE KTM	992470	77.45 L
KTM 125 / 200 / 250 / 300 EXC OEM Color 11	08-11	WHITE KTM	992471	77.45 L
KTM 125 / 200 / 250 / 300 EXC w/out side panels	12-16	WHITE KTM	992473	33.95 L
KTM 125 / 200 / 250 / 300 EXC w/out side panels	12-16	BLACK	992474	33.95 L
KTM 125 / 200 / 250 / 300 EXC w/out side panels OEM Color	98-03	ORANGE KTM	992475	33.95 L

MODEL	YEAR	COLOR	PART #	
KTM CONTINUED				
KTM 125 / 200 / 250 / 300 EXC w/out side panels OEM Color	12-16	ORANGE KTM	992476	33.95 L
KTM 125 / 250 SX	03-06	BLACK	992467	77.45 L
KTM 125 / 250 SX	07-10	BLACK	992468	77.45 L
KTM 125 / 250 SX OEM Color	03-06	ORANGE KTM	992469	77.45 L
KTM 125 / 250 SX OEM Color	07-10	ORANGE KTM	992470	77.45 L
KTM 125 / 250 SX w/ out side panels	11-15	BLACK	992474	33.95 L
KTM 125 / 250 SX w/ out side panels	98-02	ORANGE KTM	992475	33.95 L
KTM 125 / 250 SX w/ out side panels OEM Color	98-02	BLACK	992472	33.95 L
KTM 125 / 250 SX w/ out side panels OEM Color 11-12	11-15	WHITE KTM	992473	33.95 L
KTM 125 / 250 SX w/ out side panels OEM Color 13-15	11-15	ORANGE KTM	992476	33.95 L
KTM 150 SX	09-10	BLACK	992468	77.45 L
KTM 150 SX	09-10	WHITE KTM	992471	77.45 L
KTM 150 SX OEM Color 2009/2010	09-10	ORANGE KTM	992470	77.45 L
KTM 150 SX w/out side panels	11-15	BLACK	992474	33.95 L
KTM 150 SX w/out side panels OEM Color 11-12	11-15	WHITE KTM	992473	33.95 L
KTM 150 SX w/out side panels OEM Color 13-15	11-15	ORANGE KTM	992476	33.95 L
KTM 150 XC	10-	BLACK	992468	77.45 L
KTM 150 XC	10-	WHITE KTM	992471	77.45 L
KTM 150 XC OEM Color	10-	ORANGE KTM	992470	77.45 L
KTM 150 XC w/out side panels	11-15	BLACK	992474	33.95 L
KTM 150 XC w/out side panels OEM Color 11-12	11-15	WHITE KTM	992473	33.95 L
KTM 150 XC w/out side panels OEM Color 13-15	11-15	ORANGE KTM	992476	33.95 L
KTM 200 MXC w/out side panels	98-03	BLACK	992472	33.95 L
KTM 200 MXC w/ out side panels OEM Color	98-03	ORANGE KTM	992475	33.95 L
KTM 200 SX	03-04	BLACK	992467	77.45 L
KTM 200 SX	02-	ORANGE KTM	992475	33.95 L
KTM 200 SX OEM Color	03-04	ORANGE KTM	992469	77.45 L
KTM 200 SX OEM Color	02-	BLACK	992472	33.95 L
KTM 200 XC	06-07	BLACK	992467	77.45 L



REAR FENDERS CONTINUED

MODEL	YEAR	COLOR	PART #		
KTM CONTINUED					
KTM 200 XC	08-09	BLACK	992468	77.45	L
KTM 200 XC	08-09	WHITE KTM	992471	77.45	L
KTM 200 XC OEM Color	06-07	ORANGE KTM	992469	77.45	L
KTM 200 XC OEM Color	08-09	ORANGE KTM	992470	77.45	L
KTM 250 / 300 XC	06-07	BLACK	992467	77.45	L
KTM 250 / 300 XC	08-10	BLACK	992468	77.45	L
KTM 250 / 300 XC	08-10	WHITE KTM	992471	77.45	L
KTM 250 / 300 XC OEM Color	06-07	ORANGE KTM	992469	77.45	L
KTM 250 / 300 XC OEM Color	08-10	ORANGE KTM	992470	77.45	L
KTM 250 / 300 XC w/ out side panels	11-16	BLACK	992474	33.95	L
KTM 250 / 300 XC w/ out side panels OEM Color 11-12	11-16	WHITE KTM	992473	33.95	L
KTM 250 / 300 XC w/ out side panels OEM Color 13-15	11-16	ORANGE KTM	992476	33.95	L
KTM 250 EXC-F	06-07	BLACK	992467	77.45	L
KTM 250 EXC-F	08-11	BLACK	992468	77.45	L
KTM 250 EXC-F OEM Color	06-07	ORANGE KTM	992469	77.45	L
KTM 250 EXC-F OEM Color 08-10	08-11	ORANGE KTM	992470	77.45	L
KTM 250 EXC-F OEM Color 11	08-11	WHITE KTM	992471	77.45	L
KTM 250 EXC-F w/ out side panels	12-16	WHITE KTM	992473	33.95	L
KTM 250 EXC-F w/ out side panels	12-16	BLACK	992474	33.95	L
KTM 250 EXC-F w/ out side panels OEM Color 12-15	12-16	ORANGE KTM	992476	33.95	L
KTM 250 MXC w/out side panels	98-01	BLACK	992472	33.95	L
KTM 250 MXC w/ out side panels OEM Color	98-01	ORANGE KTM	992475	33.95	L
KTM 250 SX w/out side panels	11-16	BLACK	992474	33.95	L
KTM 250 SX w/out side panels OEM Color 11-12	11-16	WHITE KTM	992473	33.95	L
KTM 250 SX w/out side panels OEM Color 13-15	11-16	ORANGE KTM	992476	33.95	L
KTM 250 SX-F	05-06	BLACK	992467	77.45	L
KTM 250 SX-F	07-10	BLACK	992468	77.45	L
KTM 250 SX-F	07-10	WHITE KTM	992471	77.45	L
KTM 250 SX-F OEM Color	05-06	ORANGE KTM	992469	77.45	L
KTM 250 SX-F OEM Color	07-10	ORANGE KTM	992470	77.45	L
KTM 250 SX-F w/out side panels	11-15	BLACK	992474	33.95	L

MODEL	YEAR	COLOR	PART #		
KTM CONTINUED					
KTM 250 SX-F w/ out side panels OEM Color 11-12	11-15	WHITE KTM	992473	33.95	L
KTM 250 SX-F w/ out side panels OEM Color 13-15	11-15	ORANGE KTM	992476	33.95	L
KTM 250 XC-F	07-	BLACK	992467	77.45	L
KTM 250 XC-F	08-09	BLACK	992468	77.45	L
KTM 250 XC-F	08-09	WHITE KTM	992471	77.45	L
KTM 250 XC-F OEM Color	07-	ORANGE KTM	992469	77.45	L
KTM 250 XC-F OEM Color	08-09	ORANGE KTM	992470	77.45	L
KTM 250 XC-F w/out side panels	11-15	BLACK	992474	33.95	L
KTM 250 XC-F w/ out side panels OEM Color 11-12	11-15	WHITE KTM	992473	33.95	L
KTM 250 XC-F w/ out side panels OEM Color 13-15	11-15	ORANGE KTM	992476	33.95	L
KTM 300 MXC	04-05	BLACK	992467	77.45	L
KTM 300 MXC OEM Color 04-05	04-05	ORANGE KTM	992469	77.45	L
KTM 300 MXC w/out side panels	98-03	BLACK	992472	33.95	L
KTM 300 MXC w/ out side panels OEM Colors	98-03	ORANGE KTM	992475	33.95	L
KTM 350 EXC-F w/ out side panels	12-16	WHITE KTM	992473	33.95	L
KTM 350 EXC-F w/ out side panels	12-16	BLACK	992474	33.95	L
KTM 350 EXC-F w/ out side panels OEM Color 12-15	12-16	ORANGE KTM	992476	33.95	L
KTM 350 SX-F w/out side panels	11-15	BLACK	992474	33.95	L
KTM 350 SX-F w/ out side panels OEM Color 11-12	11-15	WHITE KTM	992473	33.95	L
KTM 350 SX-F w/ out side panels OEM Color 13-15	11-15	ORANGE KTM	992476	33.95	L
KTM 350 XC-F w/out side panels	11-15	BLACK	992474	33.95	L
KTM 350 XC-F w/ out side panels OEM Color 11-12	11-15	WHITE KTM	992473	33.95	L
KTM 350 XC-F w/ out side panels OEM Color 13-15	11-15	ORANGE KTM	992476	33.95	L
KTM 380 EXC w/out side panels	98-02	BLACK	992472	33.95	L
KTM 380 EXC w/ out side panels OEM Color	98-02	ORANGE KTM	992475	33.95	L
KTM 380 MXC w/out side panels	98-01	BLACK	992472	33.95	L

- accessories
- body
- handlebar & grips
- cables & levers
- exhaust
- engine
- fuel & intake
- electrical & ignition
- clutch
- drive
- bearings
- brakes
- steering & suspension
- tires
- tools & shop

- accessories
- body
- handlebar & grips
- cables & levers
- exhaust
- engine
- fuel & intake
- electrical & ignition
- clutch
- drive
- bearings
- brakes
- steering & suspension
- tires
- tools & shop

MODEL	YEAR	COLOR	PART #	
KTM CONTINUED				
KTM 380 MXC w/ out side panels OEM Color	98-01	ORANGE KTM	992475	33.95 L
KTM 380 SX w/out side panels	98-02	BLACK	992472	33.95 L
KTM 380 SX w/out side panels OEM Color	98-02	ORANGE KTM	992475	33.95 L
KTM 400 EXC	09-11	BLACK	992468	77.45 L
KTM 400 EXC OEM Color 09-10	09-11	ORANGE KTM	992470	77.45 L
KTM 400 EXC OEM Color 11	09-11	WHITE KTM	992471	77.45 L
KTM 450 / 525 SX	06-	BLACK	992467	77.45 L
KTM 450 / 525 SX OEM Color	06-	ORANGE KTM	992469	77.45 L
KTM 450 / 525 XC	07-	BLACK	992467	77.45 L
KTM 450 / 525 XC OEM Color	07-	ORANGE KTM	992469	77.45 L
KTM 450 EXC	07-	BLACK	992467	77.45 L
KTM 450 EXC	08-11	BLACK	992468	77.45 L
KTM 450 EXC OEM Color	07-	ORANGE KTM	992469	77.45 L
KTM 450 EXC OEM Color 09-10	08-11	ORANGE KTM	992470	77.45 L
KTM 450 EXC OEM Color 11	08-11	WHITE KTM	992471	77.45 L
KTM 450 EXC w/out side panels	12-16	WHITE KTM	992473	33.95 L
KTM 450 EXC w/out side panels	12-16	BLACK	992474	33.95 L
KTM 450 EXC w/ out side panels OEM Color	12-16	ORANGE KTM	992476	33.95 L
KTM 450 SX-F	07-10	BLACK	992468	77.45 L
KTM 450 SX-F	07-10	WHITE KTM	992471	77.45 L
KTM 450 SX-F OEM Color	07-10	ORANGE KTM	992470	77.45 L
KTM 450 SX-F w/out side panels	11-15	BLACK	992474	33.95 L
KTM 450 SX-F w/ out side panels OEM Color 11-12	11-15	WHITE KTM	992473	33.95 L
KTM 450 SX-F w/ out side panels OEM Color 13-15	11-15	ORANGE KTM	992476	33.95 L
KTM 450 XC-F w/out side panels	13-15	BLACK	992474	33.95 L
KTM 450 XC-F w/out side panels	13-15	WHITE KTM	992473	33.95 L
KTM 450 XC-F w/ out side panels OEM Color	13-15	ORANGE KTM	992476	33.95 L
KTM 450/505 XC-F	08-09	BLACK	992468	77.45 L
KTM 450/505 XC-F	08-09	WHITE KTM	992471	77.45 L
KTM 450/505 XC-F OEM Color	08-09	ORANGE KTM	992470	77.45 L
KTM 500 EXC w/out side panels	12-16	BLACK	992474	33.95 L

MODEL	YEAR	COLOR	PART #	
KTM CONTINUED				
KTM 500 EXC w/ out side panels OEM Color 12-15	12-16	ORANGE KTM	992476	33.95 L
KTM 500 EXC w/ out side panels Six Days Limited Edition 2012/2013	12-16	WHITE KTM	992473	33.95 L
KTM 505 SX-F	07-08	BLACK	992468	77.45 L
KTM 505 SX-F	07-08	WHITE KTM	992471	77.45 L
KTM 505 SX-F OEM Color	07-08	ORANGE KTM	992470	77.45 L
KTM 525 EXC	04-07	BLACK	992467	77.45 L
KTM 525 EXC OEM Color	04-07	ORANGE KTM	992469	77.45 L
KTM 525 EXC w/out side panels	03-	BLACK	992472	33.95 L
KTM 525 EXC w/ out side panels OEM Color	03-	ORANGE KTM	992475	33.95 L
KTM 530 EXC	09-11	BLACK	992468	77.45 L
KTM 530 EXC OEM Color 09-10	09-11	ORANGE KTM	992470	77.45 L
KTM 530 EXC OEM Color 11	09-11	WHITE KTM	992471	77.45 L
KTM 65 SX OEM Color	02-08	ORANGE KTM	992477	77.45 L
KTM 65 SX OEM Color	16-	WHITE KTM	993189	77.45 L
KTM 65 SX OEM Color 11-12	09-15	WHITE KTM	992479	77.45 L
KTM 65 SX OEM Color 13-15	09-15	ORANGE KTM	992478	77.45 L
KTM 65 XC	09-	WHITE KTM	992479	77.45 L
KTM 65 XC OEM Color	08-	ORANGE KTM	992477	77.45 L
KTM 65 XC OEM Color	09-	ORANGE KTM	992478	77.45 L
KTM 85 SX	03-12	WHITE KTM	992466	77.45 L
KTM 85 SX w/out side panels	13-15	BLACK	992481	33.95 L
KTM 85 SX w/out side panels	13-15	WHITE KTM	992480	33.95 L
KTM 85 SX w/out side panels OEM Color	13-15	ORANGE KTM	992482	33.95 L
KTM 85 SX OEM Color	03-12	ORANGE KTM	992465	77.45 L
KTM 85/105 XC	08-09	WHITE KTM	992466	77.45 L
KTM 85/105 XC OEM Color 08-09	08-09	ORANGE KTM	992465	77.45 L
KTM SX125/150; SX-F250/350/450; XC-F250/350/450	16-	BLACK	993192	33.95 L
KTM SX125/150; SX-F250/350/450; XC-F250/350/450 (new orange)	16-	ORANGE KTM16	993190	33.95 L

MODEL	YEAR	COLOR	PART #	
KTM CONTINUED				
KTM SX125/150; SX-F250/350/450; XC-F250/350/450 OEM (new orange)	16-	WHITE KTM	993191	33.95 L
SUZUKI				
DR-Z110	03-06	WHITE	992323	33.95 L
DR-Z110 OEM Color	03-06	YELLOW RM01	992554	33.95 L
RM125 / 250	01-08	BLACK	992555	33.95 L
RM125 / 250 OEM Color	96-00	YELLOW	992556	33.95 L
RM125 / 250 OEM Color	01-08	YELLOW RM01	992557	33.95 L
RM65	03-05	WHITE	992323	33.95 L
RM65 OEM Color	03-05	YELLOW RM01	992554	33.95 L
RM85 OEM Color	02-16	BLACK	993483	33.95 L
RM85 OEM Color	02-15	YELLOW RM01	992558	33.95 L
RMZ250 OEM Color	04-06	YELLOW RM01	992561	33.95 L
RMZ250 OEM Color	07-09	YELLOW RM01	992563	33.95 L
RMZ250 OEM Color 10-12	10-16	YELLOW RM01	992564	33.95 L
RMZ250 OEM Color 13-16	10-16	BLACK	992562	33.95 L
RMZ450 OEM Color	05-07	YELLOW RM01	992567	33.95 L
RMZ450 OEM Color 08-12	08-16	YELLOW RM01	992569	33.95 L
RMZ450 OEM Color 13-16	08-16	BLACK	992568	33.95 L
YAMAHA				
WR250F	01-02	WHITE	992670	33.95 L
WR250F OEM Color	01-02	BLUE YAM98	992671	33.95 L
WR250F OEM Color 10-12	07-14	BLUE YAM98	992672	33.95 L
WR250F OEM Color 13-14	07-14	WHITE	992673	33.95 L
WR400F	98-02	WHITE	992670	33.95 L
WR400F OEM Color	98-02	BLUE YAM98	992671	33.95 L
WR426F	01-02	WHITE	992670	33.95 L
WR426F OEM Color	01-02	BLUE YAM98	992671	33.95 L
WR450F OEM Color 07-12/15	07-15	BLUE YAM98	992672	33.95 L
WR450F OEM Color 13-14	07-15	WHITE	992673	33.95 L
YFZ450	04-08	WHITE	992695	197.95 L
YFZ450	04-08	BLACK	992696	197.95 L
YFZ450	04-08	BLUE YAM 98	992697	197.95 L
YZ125/250	96-01	WHITE	992670	33.95 L
YZ125/250	02-14	BLACK	992674	33.95 L

MODEL	YEAR	COLOR	PART #	
YAMAHA CONTINUED				
YZ125/250	15-16	WHITE	993118	33.95 L
YZ125/250	15-16	BLACK	993119	33.95 L
YZ125/250 OEM Color	96-01	BLUE YAM98	992671	33.95 L
YZ125/250 OEM Color	15-16	BLUE YAM98	993120	33.95 L
YZ125/250 OEM Color 02-12	02-14	BLUE YAM98	992675	33.95 L
YZ125/250 OEM Color 13-14	02-14	WHITE	992676	33.95 L
YZ250F	01-02	WHITE	992670	33.95 L
YZ250F	06-09	BLACK	992677	33.95 L
YZ250F	06-09	WHITE	992679	33.95 L
YZ250F	10-13	BLACK	992680	33.95 L
YZ250F	14-16	WHITE	992682	33.95 L
YZ250F	14-16	BLACK	992683	33.95 L
YZ250F IPD	06-09	BLUE YAM98	992681	50.45 L
YZ250F OEM Color	01-02	BLUE YAM98	992671	33.95 L
YZ250F OEM Color	03-05	BLUE YAM98	992684	33.95 L
YZ250F OEM Color	14-16	BLUE YAM98	992688	33.95 L
YZ250F OEM Color & Limited Edition	10-13	WHITE	992685	33.95 L
YZ250F OEM Color 06-09	06-09	BLUE YAM98	992686	33.95 L
YZ250F OEM Color 10-12	10-13	BLUE YAM98	992687	33.95 L
YZ400F	98-99	WHITE	992670	33.95 L
YZ400F OEM Color	98-99	BLUE YAM98	992671	33.95 L
YZ426F	01-02	WHITE	992670	33.95 L
YZ426F OEM Color	01-02	BLUE YAM98	992671	33.95 L
YZ450F	06-09	BLACK	992677	33.95 L
YZ450F	06-09	WHITE	992679	33.95 L
YZ450F	10-13	BLACK	992689	47.45 L
YZ450F	14-16	WHITE	992682	33.95 L
YZ450F	14-16	BLACK	992683	33.95 L
YZ450F IPD	06-09	BLUE YAM98	992681	50.45 L
YZ450F OEM Color	03-05	BLUE YAM98	992684	33.95 L
YZ450F OEM Color	14-16	BLUE YAM98	992688	33.95 L
YZ450F OEM Color & Limited Edition	10-13	WHITE	992690	47.45 L
YZ450F OEM Color 06-09	06-09	BLUE YAM98	992686	33.95 L
YZ450F OEM Color 2010-2012	10-13	BLUE YAM98	992691	47.45 L
YZ80 OEM Color	93-01	BLUE YAM98	992692	33.95 L
YZ85 OEM Color 05-12/15-16	02-16	BLUE YAM98	992694	33.95 L
YZ85 OEM Color 13-14	02-16	WHITE	992693	33.95 L

- accessories
- body
- handlebar & grips
- cables & levers
- exhaust
- engine
- fuel & intake
- electrical & ignition
- clutch
- drive
- bearings
- brakes
- steering & suspension
- tires
- tools & shop

COMPLETE KITS




- accessories
- body
- handlebar & grips
- cables & levers
- exhaust
- engine
- fuel & intake
- electrical & ignition
- clutch
- drive
- bearings
- brakes
- steering & suspension
- tires
- tools & shop

MODEL	STYLE	YEAR	COLOR	PART #	
HONDA					
CR125R	MX Complete Kit	04-07	BLACK	992923	155.45 L
CR125R OEM Color	MX Complete Kit	98-99	OEM COLOR	992925	155.45 L
CR125R OEM Color	MX Complete Kit	00-01	OEM COLOR	992926	155.45 L
CR125R OEM Color	MX Complete Kit	04-07	OEM COLOR	992927	155.45 L
CR125R OEM Color	MX Complete Kit	02-03	OEM COLOR	993148	155.45 L
CR125R OEM Color 95-96	MX Complete Kit	95-97	OEM COLOR	992924	155.45 L
CR150R	MX Complete Kit	07-16	WHITE	992928	155.45 L
CR150R OEM Color	MX Complete Kit	07-16	OEM COLOR	992930	155.45 L
CR250R	MX Complete Kit	04-07	BLACK	992923	155.45 L
CR250R OEM Color	MX Complete Kit	97-99	OEM COLOR	992925	155.45 L
CR250R OEM Color	MX Complete Kit	00-01	OEM COLOR	992926	155.45 L
CR250R OEM Color	MX Complete Kit	04-07	OEM COLOR	992927	155.45 L
CR250R OEM Color	MX Complete Kit	95-96	OEM COLOR	992924	155.45 L
CR250R OEM Color	MX Complete Kit	02-03	OEM COLOR	993148	155.45 L
CR85R OEM Color	MX Complete Kit	03-07	OEM COLOR	992974	155.45 L
CRF110F	MX Complete Kit	13-16	WHITE	992931	155.45 L
CRF110F	MX Complete Kit	13-16	BLACK	992932	155.45 L
CRF110F OEM Color	MX Complete Kit	13-16	OEM COLOR	992933	155.45 L
CRF250R	MX Complete Kit	06-07	WHITE	992934	155.45 L
CRF250R	MX Complete Kit	08-	WHITE	992935	155.45 L
CRF250R	MX Complete Kit	08-	BLACK	992936	155.45 L
CRF250R	MX Complete Kit	10-	WHITE	992937	175.45 L

MODEL	STYLE	YEAR	COLOR	PART #	
HONDA CONTINUED					
CRF250R	MX Complete Kit	10-	BLACK	992938	175.45 L
CRF250R	MX Complete Kit	11-13	WHITE	992940	175.45 L
CRF250R	MX Complete Kit	11-13	BLACK	992941	175.45 L
CRF250R	MX Complete Kit	11-13	RED CR04	992942	175.45 L
CRF250R	MX Complete Kit	14-16	WHITE	992964	175.45 L
CRF250R	Enduro Complete Kit	14-16	WHITE	992962	265.95 L
CRF250R	Enduro Complete Kit	14-16	BLACK	992963	265.95 L
CRF250R	MX Complete Kit	14-16	BLACK	992965	175.45 L
CRF250R	MX Complete Kit	14-16	RED CR04	993150	175.45 L
CRF250R OEM Color	MX Complete Kit	14-16	OEM COLOR	992960	175.45 L
CRF250R OEM Color	Enduro Complete Kit	14-16	OEM COLOR	992961	265.95 L
CRF250R OEM Color	MX Complete Kit	04-05	OEM COLOR	992943	155.45 L
CRF250R OEM Color	MX Complete Kit	06-07	OEM COLOR	992944	155.45 L
CRF250R OEM Color	MX Complete Kit	08-	OEM COLOR	992945	155.45 L
CRF250R OEM Color	MX Complete Kit	09-	OEM COLOR	992946	155.45 L
CRF250R OEM Color	MX Complete Kit	10-	OEM COLOR	992947	175.45 L
CRF250R OEM Color	Enduro Complete Kit	10-	OEM COLOR	992948	265.95 L
CRF250R OEM Color	MX Complete Kit	11-13	OEM COLOR	992949	175.45 L
CRF450R	MX Complete Kit	13-16	RED CR04	993150	175.45 L
CRF450R	MX Complete Kit	09-10	WHITE	992937	175.45 L
CRF450R	MX Complete Kit	09-10	BLACK	992938	175.45 L
CRF450R	MX Complete Kit	11-12	WHITE	992940	175.45 L

MODEL	STYLE	YEAR	COLOR	PART #		
HONDA CONTINUED						
CRF450R	MX Complete Kit	11-12	BLACK	992941	175.45	L
CRF450R	MX Complete Kit	11-12	RED CR04	992942	175.45	L
CRF450R	MX Complete Kit	13-16	WHITE	992964	175.45	L
CRF450R	MX Complete Kit	13-16	BLACK	992965	175.45	L
CRF450R	Enduro Complete Kit	13-16	WHITE	992962	265.95	L
CRF450R	Enduro Complete Kit	13-16	BLACK	992963	265.95	L
CRF450R OEM Color	MX Complete Kit	13-16	OEM COLOR	992960	175.45	L
CRF450R OEM Color	Enduro Complete Kit	13-16	OEM COLOR	992961	265.95	L
CRF450R OEM Color	MX Complete Kit	04-	OEM COLOR	992966	155.45	L
CRF450R OEM Color	MX Complete Kit	05-06	OEM COLOR	992967	155.45	L
CRF450R OEM Color	MX Complete Kit	07-	OEM COLOR	992968	155.45	L
CRF450R OEM Color	MX Complete Kit	08-	OEM COLOR	992969	155.45	L
CRF450R OEM Color	MX Complete Kit	02-03	OEM COLOR	992970	155.45	L
CRF450R OEM Color	MX Complete Kit	09-10	OEM COLOR	992947	175.45	L
CRF450R OEM Color	Enduro Complete Kit	09-10	OEM COLOR	992948	265.95	L
CRF450R OEM Color	MX Complete Kit	11-12	OEM COLOR	992949	175.45	L
CRF50F OEM Color	MX Complete Kit	04-16	OEM COLOR	992973	92.45	L
KAWASAKI						
KLX110 OEM Color	MX Complete Kit	02-09	OEM COLOR	992977	155.45	L
KX125 / 250 OEM Color	MX Complete Kit	96-98	OEM COLOR	992997	155.45	L
KX125 / 250 OEM Color	MX Complete Kit	99-02	OEM COLOR	992998	155.45	L
KX125 / 250 OEM Color	MX Complete Kit	03-08	OEM COLOR	992999	155.45	L
KX250F	MX Complete Kit	09-12	BLACK	993003	153.45	L
KX250F	MX Complete Kit	13-16	WHITE	993005	162.45	L
KX250F	MX Complete Kit	13-16	BLACK	993006	162.45	L
KX250F OEM Color	MX Complete Kit	04-05	OEM COLOR	993007	155.45	L
KX250F OEM Color	MX Complete Kit	06-08	OEM COLOR	993008	162.45	L
KX250F OEM Color	MX Complete Kit	13-16	OEM COLOR	993449	162.45	L
KX250F OEM Color	MX Complete Kit	09-12	OEM COLOR	993009	153.45	L

MODEL	STYLE	YEAR	COLOR	PART #		
KAWASAKI CONTINUED						
KX250F OEM Color 09	MX Complete Kit	09-12	OEM COLOR	993010	153.45	L
KX250F OEM Color 10-11	MX Complete Kit	09-12	OEM COLOR	993011	153.45	L
KX250F OEM Color 13	MX Complete Kit	13-16	OEM COLOR	993012	162.45	L
KX250F OEM Color 14-15	MX Complete Kit	13-16	OEM COLOR	993448	162.45	L
KX450F	MX Complete Kit	16-	OEM COLOR	993450	162.45	L
KX450F	MX Complete Kit	16-	WHITE	993451	162.45	L
KX450F	MX Complete Kit	16-	BLACK	993452	162.45	L
KX450F	MX Complete Kit	12-12	BLACK	993019	162.45	L
KX450F	MX Complete Kit	13-15	BLACK	993022	162.45	L
KX450F OEM Color	MX Complete Kit	13-15	OEM COLOR	993026	162.45	L
KX450F OEM Color 08	MX Complete Kit	06-08	OEM COLOR	993023	162.45	L
KX450F OEM Color 11-10	MX Complete Kit	09-11	OEM COLOR	993024	153.45	L
KX450F OEM Color 12	MX Complete Kit	12-12	OEM COLOR	993025	162.45	L
KX65 OEM Color 11-12	MX Complete Kit	00-16	OEM COLOR	993029	155.45	L
KX65 OEM Color 13-15	MX Complete Kit	00-16	OEM COLOR	993027	155.45	L
KX85	MX Complete Kit	14-16	WHITE	993445	155.45	L
KX85	MX Complete Kit	14-16	BLACK	993446	155.45	L
KX85 OEM Color	MX Complete Kit	01-13	OEM COLOR	993031	155.45	L
KX85 OEM Color	MX Complete Kit	14-16	OEM COLOR	993447	155.45	L
KX85 OEM Color 09-10	MX Complete Kit	01-13	OEM COLOR	993032	155.45	L
KX85 OEM Color 11-12	MX Complete Kit	01-13	OEM COLOR	993033	155.45	L
KX85 OEM Color 14-15	MX Complete Kit	14-16	OEM COLOR	993444	155.45	L
KTM						
65 SX	MX Complete Kit	12-15	WHITE KTM	992909	171.45	L
65 SX OEM Color 12	MX Complete Kit	12-15	OEM COLOR	992912	171.45	L
65 SX OEM Color 13-15	MX Complete Kit	12-15	OEM COLOR	992911	171.45	L

- accessories
- body
- handlebar & grips
- cables & levers
- exhaust
- engine
- fuel & intake
- electrical & ignition
- clutch
- drive
- bearings
- brakes
- steering & suspension
- tires
- tools & shop

- accessories
- body
- handlebar & grips
- cables & levers
- exhaust
- engine
- fuel & intake
- electrical & ignition
- clutch
- drive
- bearings
- brakes
- steering & suspension
- tires
- tools & shop

MODEL	STYLE	YEAR	COLOR	PART #	
KTM CONTINUED					
65 SX (NO side panels or airbox)	MX Complete Kit	16-	WHITE KTM	993172	164.45 L
65 SX (includes side panels with airbox)	MX Complete Kit	16-	WHITE KTM	993171	233.45 L
65 SX OEM Color	MX Complete Kit	02-08	OEM COLOR	992915	155.45 L
65 SX OEM Color	MX Complete Kit	09-11	OEM COLOR	992916	171.45 L
65 SX OEM Color (NO side panels or airbox)	MX Complete Kit	16-	OEM COLOR	993170	164.45 L
65 SX OEM Color (includes side panels with airbox)	MX Complete Kit	16-	OEM COLOR	993169	233.45 L
85 SX	MX Complete Kit	13-16	WHITE KTM	992917	155.45 L
85 SX	MX Complete Kit	13-16	BLACK	992918	155.45 L
85 SX OEM Color	MX Complete Kit	13-16	OEM COLOR	993174	155.45 L
85 SX OEM Color 06-10	MX Complete Kit	06-12	OEM COLOR	992920	155.45 L
85 SX OEM Color 11-12	MX Complete Kit	06-12	OEM COLOR	992921	155.45 L
85 SX OEM Color 13-14	MX Complete Kit	13-16	OEM COLOR	992922	155.45 L
85 SX OEM Color 15	MX Complete Kit	13-16	OEM COLOR	993173	155.45 L
KTM EXC/EXC-F	Enduro Complete Kit	08-11	BLACK	992989	228.95 L
KTM EXC/EXC-F	Enduro Complete Kit	08-11	BLACK	992979	228.95 L
KTM EXC/EXC-F	Enduro Complete Kit	12-13	WHITE KTM	992981	228.95 L
KTM EXC/EXC-F	Enduro Complete Kit	12-13	BLACK	992982	228.95 L
KTM EXC/EXC-F OEM Color	Enduro Complete Kit	12-13	OEM COLOR	992996	228.95 L
Standard kit for KTM EXC/EXC-F	Enduro Standard Kit	04-	BLACK	992978	155.45 L
Standard kit for KTM EXC/EXC-F	Enduro Standard Kit	05-07	BLACK	992983	155.45 L
Standard kit for KTM EXC/EXC-F	Enduro Standard Kit	08-11	BLACK	992984	155.45 L
Standard kit for KTM EXC/EXC-F	Enduro Standard Kit	12-13	WHITE KTM	992985	155.45 L

MODEL	STYLE	YEAR	COLOR	PART #	
KTM CONTINUED					
Standard kit for KTM EXC/EXC-F OEM Color	Enduro Standard Kit	01-02	OEM COLOR	992990	155.45 L
Standard kit for KTM EXC/EXC-F OEM Color	Enduro Standard Kit	03-	OEM COLOR	992991	155.45 L
Standard kit for KTM EXC/EXC-F OEM Color	Enduro Standard Kit	04-	OEM COLOR	992992	155.45 L
Standard kit for KTM EXC/EXC-F OEM Color	Enduro Standard Kit	05-07	OEM COLOR	992993	155.45 L
Standard kit for KTM EXC/EXC-F OEM Color	Enduro Standard Kit	12-13	OEM COLOR	992987	155.45 L
Standard kit for KTM EXC/EXC-F OEM Color 10	Enduro Standard Kit	08-11	OEM COLOR	992995	155.45 L
Standard kit for KTM EXC/EXC-F OEM Color 11	Enduro Standard Kit	08-11	OEM COLOR	992994	155.45 L
SX Models	MX Complete Kit	05-06	BLACK	992983	155.45 L
SX Models	MX Complete Kit	07-10	WHITE KTM	993056	155.45 L
SX Models	MX Complete Kit	07-10	BLACK	993057	155.45 L
SX Models	MX Complete Kit	13-15	WHITE	993176	174.95 L
SX Models	MX Complete Kit	13-15	BLACK	993177	174.95 L
SX Models	MX Complete Kit	03-04	BLACK	992978	155.45 L
SX Models	MX Complete Kit	11-	WHITE KTM	992985	155.45 L
SX Models	Enduro Standard Kit	11-	WHITE KTM	992985	155.45 L
SX Models	MX Complete Kit	12-	WHITE KTM	993058	155.45 L
SX Models	MX Complete Kit	13-15	WHITE KTM	993060	174.95 L
SX Models	MX Complete Kit	13-15	BLACK	993061	174.95 L
SX Models OEM Color	MX Complete Kit	01-02	OEM COLOR	992991	155.45 L
SX Models OEM Color	MX Complete Kit	03-04	OEM COLOR	992992	155.45 L
SX Models OEM Color	MX Complete Kit	05-06	OEM COLOR	992993	155.45 L
SX Models OEM Color	MX Complete Kit	11-	OEM COLOR	993062	155.45 L
SX Models OEM Color	MX Complete Kit	12-	OEM COLOR	993063	155.45 L
SX Models OEM Color	MX Complete Kit	07-10	OEM COLOR	993064	155.45 L

MODEL	STYLE	YEAR	COLOR	PART #	
KTM CONTINUED					
SX Models OEM Color 13-14	MX Complete Kit	13-15	OEM COLOR	993066	174.95 L
SX Models OEM Color 15	MX Complete Kit	13-15	OEM COLOR	993175	174.95 L
SX Models OEM Color IPD	MX Complete Kit	13-15	OEM COLOR	993065	291.95 L
SX125/150; SX-F250/ 350/450; XC-F250/ 350/450 Models	MX Complete Kit	16-	OEM COLOR	993181	174.95 L
SX125/150; SX-F250/ 350/450; XC-F250/ 350/450 Models	MX Complete Kit	16-	WHITE KTM	993182	174.95 L
SX125/150; SX-F250/ 350/450; XC-F250/ 350/450 Models	MX Complete Kit	16-	BLACK	993183	174.95 L
SX-F Models	MX Complete Kit	07-10	WHITE KTM	993056	155.45 L
SX-F Models	MX Complete Kit	07-10	BLACK	993057	155.45 L
SX-F Models	MX Complete Kit	13-15	WHITE	993176	174.95 L
SX-F Models	MX Complete Kit	13-15	BLACK	993177	174.95 L
SX-F Models	MX Complete Kit	11-12	WHITE KTM	993058	155.45 L
SX-F Models	MX Complete Kit	13-15	WHITE KTM	993060	174.95 L
SX-F Models	MX Complete Kit	13-15	BLACK	993061	174.95 L
SX-F Models IPD	MX Complete Kit	13-15	OEM COLOR	993065	291.95 L
SX-F Models OEM Color	MX Complete Kit	07-10	OEM COLOR	993064	155.45 L
SX-F Models OEM Color	MX Complete Kit	11-12	OEM COLOR	993063	155.45 L
SX-F Models OEM Color 13-14	MX Complete Kit	13-15	OEM COLOR	993066	174.95 L
SX-F Models OEM Color 15	MX Complete Kit	13-15	OEM COLOR	993175	174.95 L
XC Models	Enduro Stan- dard Kit	06-07	BLACK	992983	155.45 L
XC Models	Enduro Stan- dard Kit	08-10	WHITE KTM	993056	155.45 L
XC Models	Enduro Stan- dard Kit	08-10	BLACK	993057	155.45 L

MODEL	STYLE	YEAR	COLOR	PART #	
KTM CONTINUED					
XC Models	Enduro Stan- dard Kit	13-15	WHITE	993176	174.95 L
XC Models	Enduro Stan- dard Kit	13-15	BLACK	993177	174.95 L
XC Models	Enduro Stan- dard Kit	12-	WHITE KTM	993058	155.45 L
XC Models	Enduro Stan- dard Kit	13-15	WHITE KTM	993060	174.95 L
XC Models	Enduro Stan- dard Kit	13-15	BLACK	993061	174.95 L
XC Models OEM Color	Enduro Stan- dard Kit	06-07	OEM COLOR	992993	155.45 L
XC Models OEM Color	Enduro Stan- dard Kit	11-	OEM COLOR	993062	155.45 L
XC Models OEM Color	Enduro Stan- dard Kit	12-	OEM COLOR	993063	155.45 L
XC Models OEM Color	Enduro Stan- dard Kit	08-10	OEM COLOR	993064	155.45 L
XC Models OEM Color 13-14	Enduro Stan- dard Kit	13-15	OEM COLOR	993066	174.95 L
XC Models OEM Color 15	Enduro Stan- dard Kit	13-15	OEM COLOR	993175	174.95 L
SUZUKI					
DR-Z110	MX Complete Kit	03-03	WHITE	992975	155.45 L
RM125 / RM 250 OEM Color	MX Complete Kit	01-08	OEM COLOR	993036	155.45 L
RM125 / RM250 OEM Color	MX Complete Kit	96-98	OEM COLOR	993034	155.45 L
RM125 / RM250 OEM Color	MX Complete Kit	99-00	OEM COLOR	993035	155.45 L
RM65 OEM Color	MX Complete Kit	03-05	OEM COLOR	993037	155.45 L
RM85 OEM Color	MX Complete Kit	02-16	OEM COLOR	993361	155.45 L
RMZ250	MX Complete Kit	10-16	BLACK	993040	153.45 L
RMZ250 OEM Color 13	MX Complete Kit	10-16	OEM COLOR	993043	153.45 L
RMZ250 OEM Color 14 -15	MX Complete Kit	10-16	OEM COLOR	993362	153.45 L
RMZ250 OEM Color	MX Complete Kit	06-06	OEM COLOR	993044	155.45 L
RMZ250 OEM Color 07-08	MX Complete Kit	07-09	OEM COLOR	993045	155.45 L
RMZ250 OEM Color 09	MX Complete Kit	07-09	OEM COLOR	993046	155.45 L
RMZ250 OEM Color 10-12	MX Complete Kit	10-16	OEM COLOR	993047	153.45 L

- accessories
- body
- handlebar & grips
- cables & levers
- exhaust
- engine
- fuel & intake
- electrical & ignition
- clutch
- drive
- bearings
- brakes
- steering & suspension
- tires
- tools & shop

- accessories
- body
- handlebar & grips
- cables & levers
- exhaust
- engine
- fuel & intake
- electrical & ignition
- clutch
- drive
- bearings
- brakes
- steering & suspension
- tires
- tools & shop

MODEL	STYLE	YEAR	COLOR	PART #	
SUZUKI CONTINUED					
RMZ450	MX Complete Kit	08-16	BLACK	993050	162.45 L
RMZ450 OEM Color	MX Complete Kit	05-09	OEM COLOR	993051	155.45 L
RMZ450 OEM Color	MX Complete Kit	07-	OEM COLOR	993052	155.45 L
RMZ450 OEM Color 09-12	MX Complete Kit	08-16	OEM COLOR	993054	162.45 L
RMZ450 OEM Color 13	MX Complete Kit	08-16	OEM COLOR	993055	162.45 L
RMZ450 OEM Color 14-15	MX Complete Kit	08-16	OEM COLOR	993363	162.45 L
YAMAHA					
WR250F OEM Color 07-12	Enduro Complete Kit	07-14	OEM COLOR	993068	224.95 L
WR250F OEM Color 13-14	Enduro Complete Kit	07-14	OEM COLOR	993069	224.95 L
WR450F OEM Color 07-11	Enduro Complete Kit	07-11	OEM COLOR	993068	224.95 L
WR450F OEM Color 12/15-16	Enduro Complete Kit	12-15	OEM COLOR	993072	219.95 L
WR450F OEM Color 13-14	Enduro Complete Kit	12-15	OEM COLOR	993073	219.95 L
YZ125/250	MX Complete Kit	06-14	WHITE	993074	155.45 L
YZ125/250	MX Complete Kit	06-14	BLACK	993075	155.45 L
YZ125/250	MX Complete Kit	15-16	WHITE	993155	155.45 L
YZ125/250	MX Complete Kit	15-16	BLACK	993156	155.45 L
YZ125/250 OEM Color	MX Complete Kit	96-99	OEM COLOR	993077	155.45 L
YZ125/250 OEM Color	MX Complete Kit	00-01	OEM COLOR	993078	155.45 L
YZ125/250 OEM Color	MX Complete Kit	02-05	OEM COLOR	993079	155.45 L
YZ125/250 OEM Color	MX Complete Kit	15-16	OEM COLOR	993154	155.45 L
YZ125/250 OEM Color 06-08/10-12	MX Complete Kit	06-14	OEM COLOR	993081	155.45 L
YZ125/250 OEM Color 13-14	MX Complete Kit	06-14	OEM COLOR	993083	155.45 L
YZ250F	MX Complete Kit	14-16	BLUE YAM98	993162	162.45 L
YZ250F	MX Complete Kit	14-16	BLUE YAM98	993162	162.45 L
YZ250F	MX Complete Kit	06-09	WHITE	993086	155.45 L
YZ250F	MX Complete Kit	06-09	BLACK	993087	155.45 L

Polisport COMPLETE KITS CONTINUED

MODEL	STYLE	YEAR	COLOR	PART #	
YAMAHA CONTINUED					
YZ250F	MX Complete Kit	14-16	WHITE	993160	162.45 L
YZ250F	MX Complete Kit	14-16	BLACK	993161	162.45 L
YZ250F IPD	MX Complete Kit	06-09	BLUE YAM98/WHITE	993157	222.95 L
YZ250F IPD	MX Complete Kit	06-09	WHITE	993158	222.95 L
YZ250F OEM Color	MX Complete Kit	03-05	OEM COLOR	993093	155.45 L
YZ250F OEM Color	MX Complete Kit	10-13	OEM COLOR	993099	165.95 L
YZ250F OEM Color	MX Complete Kit	14-16	OEM COLOR	993159	162.45 L
YZ250F OEM Color 06-09	MX Complete Kit	06-09	OEM COLOR	993094	155.45 L
YZ250F OEM Color 11/12	MX Complete Kit	10-13	OEM COLOR	993096	165.95 L
YZ250F OEM Color Limited Edition 12-13	MX Complete Kit	10-13	OEM COLOR	993098	183.95 L
YZ450F	MX Complete Kit	06-09	WHITE	993086	155.45 L
YZ450F	MX Complete Kit	06-09	BLACK	993087	155.45 L
YZ450F	MX Complete Kit	14-16	WHITE	993160	162.45 L
YZ450F	MX Complete Kit	14-16	BLACK	993161	162.45 L
YZ450F IPD	MX Complete Kit	06-09	BLUE YAM98/WHITE	993157	222.95 L
YZ450F IPD	MX Complete Kit	06-09	WHITE	993158	222.95 L
YZ450F OEM Color	MX Complete Kit	03-05	OEM COLOR	993093	155.45 L
YZ450F OEM Color	MX Complete Kit	10-13	OEM COLOR	993106	256.95 L
YZ450F OEM Color	MX Complete Kit	14-16	OEM COLOR	993159	162.45 L
YZ450F OEM Color 06-09	MX Complete Kit	06-09	OEM COLOR	993094	155.45 L
YZ450F OEM Color 11-12	MX Complete Kit	10-13	OEM COLOR	993103	256.95 L
YZ450F OEM Color Limited Edition 11	MX Complete Kit	10-13	OEM COLOR	993104	256.95 L
YZ80 OEM Color	MX Complete Kit	93-01	OEM COLOR	993107	155.45 L
YZ85 OEM Color	MX Complete Kit	15-16	OEM COLOR	993153	155.45 L
YZ85 OEM Color 02-12	MX Complete Kit	02-14	OEM COLOR	993108	155.45 L
YZ85 OEM Color 13-14	MX Complete Kit	02-14	OEM COLOR	993152	155.45 L

**SIDE
PANELS**



- accessories
- body**
- handlebar & grips
- cables & levers
- exhaust
- engine
- fuel & intake
- electrical & ignition
- clutch
- drive
- bearings
- brakes
- steering & suspension
- tires
- tools & shop

MODEL	YEAR	COLOR	PART #		
HONDA					
CR125R	95-07	BLACK	992198	50.45	L
CR125R OEM Color	98-97	WHITE	992199	50.45	L
CR125R OEM Color	00-99	WHITE	992200	50.45	L
CR125R OEM Color	02-01	WHITE	992201	50.45	L
CR125R OEM Color	02-07	WHITE	992202	50.45	L
CR250R	95-07	BLACK	992198	50.45	L
CR250R OEM Color	97-96	WHITE	992199	50.45	L
CR250R OEM Color	00-99	WHITE	992200	50.45	L
CR250R OEM Color	02-01	WHITE	992201	50.45	L
CR250R OEM Color	03-07	WHITE	992202	50.45	L
CR85R OEM Color	13-07	WHITE	992203	50.45	L
CRF110F	13-16	BLACK	992205	50.45	L
CRF110F	13-16	RED CR04	992204	50.45	L
CRF110F OEM Color	07-16	WHITE	992206	50.45	L
CRF150R OEM Color	06-16	WHITE	992207	50.45	L
CRF250R	06-09	BLACK	992208	50.45	L
CRF250R	10-09	WHITE	992209	50.45	L
CRF250R	10	BLACK	992211	50.45	L
CRF250R	10	RED CR04	992210	50.45	L
CRF250R	11-13	BLACK	992212	50.45	L
CRF250R	14-13	RED CR04	992213	50.45	L
CRF250R	14-16	RED CR04	993428	58.45	L
CRF250R	14-16	WHITE	993429	58.45	L
CRF250R	14-16	BLACK	992215	50.45	L
CRF250R	04-16	RED CR04	992214	50.45	L

MODEL	YEAR	COLOR	PART #		
HONDA CONTINUED					
CRF250R OEM Color	06-05	RED CR04/WHITE	992216	50.45	L
CRF250R OEM Color	10-09	RED CR04/WHITE	992217	50.45	L
CRF250R OEM Color	10	WHITE	992218	50.45	L
CRF250R OEM Color	14-13	WHITE	992219	50.45	L
CRF250R OEM Color	11-16	WHITE	992220	50.45	L
CRF250R OEM Color USA	11-13	WHITE	992222	50.45	L
CRF250R USA	11-13	BLACK	992226	50.45	L
CRF250R USA	09-13	RED CR04	992225	50.45	L
CRF450R	09-10	BLACK	992211	50.45	L
CRF450R	11-10	RED CR04	992210	50.45	L
CRF450R	11-12	BLACK	992212	50.45	L
CRF450R	13-12	RED CR04	992213	50.45	L
CRF450R	13-16	RED CR04	993428	58.45	L
CRF450R	13-16	WHITE	993429	58.45	L
CRF450R	13-16	BLACK	992215	50.45	L
CRF450R	02-16	RED CR04	992214	50.45	L
CRF450R OEM Color	05-04	WHITE	992228	50.45	L
CRF450R OEM Color	07-06	WHITE	992229	50.45	L
CRF450R OEM Color	09-08	RED CR04/WHITE	992230	50.45	L
CRF450R OEM Color	11-10	WHITE	992218	50.45	L
CRF450R OEM Color	13-12	WHITE	992219	50.45	L
CRF450R OEM Color	11-16	WHITE	992220	50.45	L

- accessories
- body
- handlebar & grips
- cables & levers
- exhaust
- engine
- fuel & intake
- electrical & ignition
- clutch
- drive
- bearings
- brakes
- steering & suspension
- tires
- tools & shop

MODEL	YEAR	COLOR	PART #		
HONDA CONTINUED					
CRF450R OEM Color USA	11-12	WHITE	992222	50.45	L
CRF450R USA	11-12	BLACK	992226	50.45	L
CRF450R USA	04-12	RED CR04	992225	50.45	L
CRF50F OEM Color	96-16	WHITE	992231	32.45	L
XR250R OEM Color	96-04	WHITE	992232	50.45	L
XR400R OEM Color	-04	WHITE	992232	50.45	L
KAWASAKI					
KLX110 OEM Color	99-09	WHITE	992346	50.45	L
KX125 / 250	03-02	BLACK	992351	50.45	L
KX125 / 250	94-08	WHITE	992352	50.45	L
KX125 / 250 OEM Color	99-98	WHITE	992353	50.45	L
KX125 / 250 OEM Color	03-02	WHITE	992354	50.45	L
KX125 / 250 OEM Color	09-08	BLACK	992355	50.45	L
KX250F	09-12	BLACK	992358	64.45	L
KX250F	06-12	WHITE	992357	64.45	L
KX250F	13-08	WHITE	992359	50.45	L
KX250F	13-16	GREEN 05	992360	50.45	L
KX250F OEM Color 14-15	04-16	WHITE	992361	50.45	L
KX250F OEM Color	06-05	WHITE	992362	50.45	L
KX250F OEM Color	09-08	BLACK	992363	50.45	L
KX250F OEM Color	13-12	GREEN 05/ BLACK	992365	64.45	L
KX250F OEM Color 13	09-16	BLACK	992364	50.45	L
KX450F	12-11	BLACK	992358	64.45	L
KX450F	12-15	BLACK	992364	50.45	L
KX450F	16-15	GREEN 05	992360	50.45	L
KX450F	16	BLACK	993465	50.45	L
KX450F	16	GREEN 05	993463	50.45	L
KX450F	06-11	GREEN 05/ BLACK	992365	64.45	L
KX450F OEM Color	09-08	WHITE	992366	50.45	L
KX450F OEM Color	16-11	WHITE	992357	64.45	L
KX450F OEM Color	16	WHITE	993464	50.45	L
KX450F OEM Color	00-15	WHITE	992361	50.45	L
KX65 OEM Color	14-16	WHITE	992346	50.45	L
KX85/100	14-16	BLACK	992348	50.45	L

MODEL	YEAR	COLOR	PART #		
KAWASAKI CONTINUED					
KX85/100	01-15	GREEN 05	992347	50.45	L
KX85/100 OEM Color	14-13	WHITE	992349	50.45	L
KX85/100 OEM Color	-16	WHITE	992350	50.45	L
KTM					
KTM 125 SX	98-03	BLACK	992485	50.45	L
KTM 125 SX OEM Color	98-03	ORANGE KTM	992486	50.45	L
KTM 125/200/250/300 EXC	98-03	BLACK	992485	50.45	L
KTM 125/200/250/300 EXC OEM Color	98-03	ORANGE KTM	992486	50.45	L
KTM 200 MXC	98-03	BLACK	992485	50.45	L
KTM 200 MXC OEM Color	02-03	ORANGE KTM	992486	50.45	L
KTM 200 SX	02	BLACK	992485	50.45	L
KTM 200 SX OEM Color	02	ORANGE KTM	992486	50.45	L
KTM 250 MXC	98-01	BLACK	992485	50.45	L
KTM 250 MXC OEM Color	98-01	ORANGE KTM	992486	50.45	L
KTM 250 SX	98-02	BLACK	992485	50.45	L
KTM 250 SX OEM Color	00-02	ORANGE KTM	992486	50.45	L
KTM 300 MXC	00-03	BLACK	992485	50.45	L
KTM 300 MXC OEM Color	98-03	ORANGE KTM	992486	50.45	L
KTM 380 EXC	98-02	ORANGE KTM	992486	50.45	L
KTM 380 EXC OEM Color	00-02	BLACK	992485	50.45	L
KTM 380 MXC	00-01	BLACK	992485	50.45	L
KTM 380 MXC OEM Color	98-01	ORANGE KTM	992486	50.45	L
KTM 380 SX	98-02	ORANGE KTM	992486	50.45	L
KTM 380 SX OEM Color	16-02	BLACK	992485	50.45	L
KTM 65 SX OEM Color (side panel with airbox)	16	WHITE KTM	993198	64.45	L
KTM SX125/150; SX-F250/350/450; XC-F250/350/450	16	BLACK	993201	50.45	L
KTM SX125/150; SX-F250/350/450; XC-F250/350/450 (new orange)	16	ORANGE KTM16	993199	50.45	L
KTM SX125/150; SX-F250/350/450; XC-F250/350/450 OEM Color (new orange)	16	WHITE KTM	993200	50.45	L
SUZUKI					
DR-Z110 OEM Color	03-06	WHITE	992346	50.45	L

MODEL	YEAR	COLOR	PART #		
SUZUKI CONTINUED					
RM100	03-06	BLACK	992572	50.45	L
RM100 OEM Color	01-06	WHITE	992349	50.45	L
RM125 / 250	01-08	BLACK	992573	50.45	L
RM125 / 250 OEM Color	96-08	WHITE	992575	50.45	L
RM125 / 250 OEM Color	03-00	WHITE	992574	50.45	L
RM65 OEM Color	02-05	WHITE	992346	50.45	L
RM85 OEM Color	02-15	WHITE	992576	50.45	L
RM85 OEM Color	10-16	YELLOW RM01	993486	50.45	L
RMZ250	04-16	BLACK	992577	50.45	L
RMZ250 OEM Color	07-06	WHITE	992362	50.45	L
RMZ250 OEM Color	10-09	WHITE	992580	50.45	L
RMZ250 OEM Color 10-12	10-16	YELLOW RM01/BLACK	992581	50.45	L
RMZ250 OEM Color 13	10-16	BLACK/WHITE	992578	50.45	L
RMZ250 OEM Color 14-16	07-16	BLACK/YELLOW	992579	50.45	L
RMZ450	07	YELLOW RM01	992583	50.45	L
RMZ450	05-16	BLACK	992585	50.45	L
RMZ450 OEM Color	07-06	WHITE	992586	50.45	L
RMZ450 OEM Color	07	WHITE	992587	50.45	L
RMZ450 OEM Color 08-13	08-16	WHITE	992588	50.45	L
RMZ450 OEM Color 14-16	-16	YELLOW RM01	993488	50.45	L
YAMAHA					
WR250F	15-16	BLACK	992715	64.45	L
WR250F	01-16	BLUE YAM98/BLACK	992714	64.45	L
WR250F OEM Color	15-02	WHITE	992701	50.45	L
WR250F OEM Color	07-16	WHITE/BLACK	992719	64.45	L
WR250F OEM Color 07-14	98-14	BLACK/WHITE	992702	50.45	L
WR400F OEM Color	01-02	WHITE	992701	50.45	L
WR426F OEM Color	07-02	WHITE	992701	50.45	L
WR450F OEM Color 07-11	12-11	BLACK/WHITE	992702	50.45	L
WR450F OEM Color 12-15	02-15	WHITE	992703	50.45	L
YZ125/250	02-14	BLACK	992704	50.45	L
YZ125/250	15-14	BLUE YAM98	992705	50.45	L
YZ125/250	15-16	BLACK	993390	50.45	L

MODEL	YEAR	COLOR	PART #		
YAMAHA CONTINUED					
YZ125/250	96-16	BLUE YAM98	993388	50.45	L
YZ125/250 OEM Color	15-01	WHITE	992706	50.45	L
YZ125/250 OEM Color	02-16	WHITE/BLACK	993389	50.45	L
YZ125/250 OEM Color 02-14	12-14	WHITE	992707	50.45	L
YZ125/250 OEM Color 12-14 USA	12-14	WHITE	992708	50.45	L
YZ125/250 USA	12-14	BLACK	992709	50.45	L
YZ125/250 USA	06-14	BLUE YAM98	992710	50.45	L
YZ250F	10-09	BLACK	992711	50.45	L
YZ250F	14-13	BLACK	992712	64.45	L
YZ250F	14-16	BLACK	992715	64.45	L
YZ250F	06-16	BLUE YAM98/BLACK	992714	64.45	L
YZ250F IPD	01-09	WHITE	992713	61.95	L
YZ250F OEM Color	03-02	WHITE	992701	50.45	L
YZ250F OEM Color	06-05	WHITE	992716	50.45	L
YZ250F OEM Color	10-09	BLACK/WHITE	992717	50.45	L
YZ250F OEM Color	14-13	BLACK/WHITE	992718	64.45	L
YZ250F OEM Color	14-16	WHITE/BLACK	992719	64.45	L
YZ250FX	14-16	BLACK	992715	64.45	L
YZ250FX	14-16	BLUE YAM98/BLACK	992714	64.45	L
YZ250FX OEM Color	98-16	WHITE/BLACK	992719	64.45	L
YZ400F OEM Color	00-99	WHITE	992701	50.45	L
YZ426F OEM Color	06-02	WHITE	992701	50.45	L
YZ450F	14-09	BLACK	992711	50.45	L
YZ450F	14-16	BLACK	992715	64.45	L
YZ450F	06-16	BLUE YAM98/BLACK	992714	64.45	L
YZ450F IPD	03-09	WHITE	992713	61.95	L
YZ450F OEM Color	10-05	WHITE	992716	50.45	L
YZ450F OEM Color	06-13	BLACK/WHITE	992720	64.45	L
YZ450F OEM Color	14-09	BLACK/WHITE	992717	50.45	L
YZ450F OEM Color	93-16	WHITE/BLACK	992719	64.45	L
YZ80 OEM Color	15-01	WHITE	992721	50.45	L
YZ85	02-16	WHITE/BLACK	993387	50.45	L
YZ85 OEM Color 05-14	-14	WHITE	992722	50.45	L

- accessories
- body
- handlebar & grips
- cables & levers
- exhaust
- engine
- fuel & intake
- electrical & ignition
- clutch
- drive
- bearings
- brakes
- steering & suspension
- tires
- tools & shop

FRONT & REAR DISC GUARDS

MODEL	YEAR	COLOR	PART #	
HONDA (FRONT)				
CR125R OEM Color	95-07	WHITE	992097	28.45 L
CR250R OEM Color	95-07	WHITE	992097	28.45 L
CR500R	95-02	WHITE	992098	28.45 L
CRF250R OEM Color	10-13	WHITE	992098	28.45 L
CRF450R OEM Color	02-08	WHITE	992097	28.45 L
CRF450R OEM Color	09-12	WHITE	992098	28.45 L
KAWASAKI (FRONT)				
KX125 / 250	03-04	WHITE	992261	28.45 L
SUZUKI (FRONT)				
RM125 / 250	96-97	WHITE	992509	28.45 L

FRONT



REAR

MODEL	YEAR	COLOR	PART #	
KAWASAKI (REAR)				
KX250F	06-16	WHITE	992322	29.45 L
KX450F	06-15	WHITE	992322	29.45 L
YAMAHA (REAR)				
YZ250F	06-09	WHITE	992669	29.45 L
YZ450F	06-09	WHITE	992669	29.45 L

SWINGARM PROTECTOR



MODEL	YEAR	COLOR	PART #	
HONDA				
CR125	04-07	BLACK	993438	50.45 L
CR125	04-07	RED CR04	993439	50.45 L
CR250	04-07	BLACK	993440	50.45 L
CR250	04-07	RED CR04	993441	50.45 L
CRF250	11-16	BLACK	993381	50.45 L
CRF250	11-16	RED CR04	993382	50.45 L
CRF250R	04-	BLACK	993440	50.45 L
CRF250R	04-	RED CR04	993441	50.45 L
CRF450R	12-16	BLACK	993381	50.45 L
CRF450R	12-16	RED CR04	993382	50.45 L
HUSQVARNA				
TC 125/250; FC 250/350/450	14-15	BLACK	993344	50.45 L
TE 125/250; FE 250/350/450	14-16	BLACK	993344	50.45 L
KAWASAKI				
KX250F	12-16	BLACK	993477	50.45 L
KX250F	12-16	GREEN 05	993478	50.45 L
KX450F	12-15	BLACK	993477	50.45 L
KX450F	12-15	GREEN 05	993478	50.45 L
KX450F	16-	BLACK	993481	50.45 L
KX450F	16-	GREEN 05	993482	50.45 L

MODEL	YEAR	COLOR	PART #	
KTM				
KTM EXC/ EXC-F	12-16	BLACK	993346	50.45 L
KTM EXC/ EXC-F	12-16	ORANGE KTM	993347	50.45 L
KTM SX/SX-F	13-16	BLACK	993344	50.45 L
KTM SX/SX-F	13-16	ORANGE KTM	993345	50.45 L
Suzuki				
RMZ250	10-16	BLACK	993494	50.45 L
RMZ250	10-16	YELLOW RM 05	993495	50.45 L
RMZ450	10-16	BLACK	993494	50.45 L
RMZ450	10-16	YELLOW RM 05	993495	50.45 L
YAMAHA				
WR250F	11-13	BLACK	993414	50.45 L
WR250F	11-13	BLUE YAM98	993415	50.45 L
WR250F	15-16	BLACK	993418	50.45 L
WR250F	15-16	BLUE YAM98	993419	50.45 L
WR450F	09-16	BLACK	993414	50.45 L
WR450F	09-16	BLUE YAM98	993415	50.45 L
YZ125/250	08-16	BLACK	993414	50.45 L
YZ125/250	08-16	BLUE YAM98	993415	50.45 L
YZ250/450F	05-08	BLACK	993416	50.45 L
YZ250/450F	05-08	BLUE YAM98	993417	50.45 L
YZ250F	09-15	BLACK	993418	50.45 L
YZ250F	09-15	BLUE YAM98	993419	50.45 L
YZ450F	10-16	BLACK	993418	50.45 L
YZ450F	10-16	BLUE YAM98	993419	50.45 L

**NUMBER
PLATES**



MODEL	YEAR	COLOR	PART #		
HONDA					
CR125R	00-03	BLACK	992119	28.45	L
CR125R	04-07	BLACK	992120	28.45	L
CR125R OEM Color	00-03	WHITE	992122	28.45	L
CR125R OEM Color	04-07	WHITE	992123	28.45	L
CR125R OEM Color	95-99	WHITE	992121	28.45	L
CR250R	00-03	BLACK	992119	28.45	L
CR250R	04-07	BLACK	992120	28.45	L
CR250R OEM Color	95-99	WHITE	992121	28.45	L
CR250R OEM Color	00-03	WHITE	992122	28.45	L
CR250R OEM Color	04-07	WHITE	992123	28.45	L
CR500R OEM Color	95-01	WHITE	992121	28.45	L
CR80R OEM Color	96-02	WHITE	992124	28.45	L
CR85R OEM Color	03-06	WHITE	992124	28.45	L
CR85R OEM Color	07-	WHITE	992125	28.45	L
CRF110F	13-16	RED CR04	992127	28.45	L
CRF110F	13-16	BLACK	992126	28.45	L
CRF110F OEM Color	13-16	WHITE	992128	28.45	L
CRF150R OEM Color	07-16	WHITE	992125	28.45	L
CRF230F	15-	RED CR04	993122	28.45	L
CRF230F	15-	BLACK	993123	28.45	L
CRF230F OEM Color	15-	WHITE	993124	28.45	L
CRF250R	04-07	BLACK	992120	28.45	L
CRF250R	08-09	BLACK	992129	28.45	L
CRF250R	10-13	BLACK	992130	28.45	L
CRF250R	10-13	RED CR04	992131	28.45	L
CRF250R	14-16	BLACK	992133	28.45	L
CRF250R	14-16	RED CR04	992132	28.45	L
CRF250R OEM Color	04-07	WHITE	992123	28.45	L
CRF250R OEM Color	08-09	WHITE	992134	28.45	L
CRF250R OEM Color	14-16	WHITE	992136	28.45	L
CRF250R OEM Color	10-13	WHITE	992135	28.45	L
CRF450R	02-03	BLACK	992119	28.45	L
CRF450R	04-07	BLACK	992120	28.45	L
CRF450R	08-	BLACK	992129	28.45	L
CRF450R	09-12	BLACK	992130	28.45	L

MODEL	YEAR	COLOR	PART #		
HONDA CONTINUED					
CRF450R	09-12	RED CR04	992131	28.45	L
CRF450R	13-16	RED CR04	992132	28.45	L
CRF450R	13-16	BLACK	992133	28.45	L
CRF450R OEM Color	02-03	WHITE	992122	28.45	L
CRF450R OEM Color	04-07	WHITE	992123	28.45	L
CRF450R OEM Color	08-	WHITE	992134	28.45	L
CRF450R OEM Color	13-16	WHITE	992136	28.45	L
CRF450R OEM Color	09-12	WHITE	992135	28.45	L
CRF50F OEM Color	04-16	WHITE	992137	19.95	L
KAWASAKI					
KLX110 OEM Color	02-09	WHITE	992280	27.95	L
KX125 / 250	03-08	BLACK	992285	27.95	L
KX125 / 250 OEM Color	96-02	WHITE	992286	27.95	L
KX125 / 250 OEM Color	03-08	WHITE	992287	27.95	L
KX250F	04-08	WHITE	992287	27.95	L
KX250F	09-12	WHITE	992288	27.95	L
KX250F	09-12	GREEN 05	992289	27.95	L
KX250F	13-16	GREEN 05	992290	27.95	L
KX250F OEM Color	04-08	BLACK	992285	27.95	L
KX250F OEM Color	09-12	BLACK	992293	27.95	L
KX250F OEM Color 13	13-16	BLACK	992292	27.95	L
KX250F OEM Color 14-15	13-16	WHITE	992291	27.95	L
KX450F	06-08	BLACK	992285	27.95	L
KX450F	09-12	BLACK	992293	27.95	L
KX450F	09-12	GREEN 05	992289	27.95	L
KX450F	16-	GREEN 05	993466	27.95	L
KX450F	16-	BLACK	993468	27.95	L
KX450F	13-15	GREEN 05	992290	27.95	L
KX450F	13-15	BLACK	992292	27.95	L
KX450F OEM Color	06-08	WHITE	992287	27.95	L
KX450F OEM Color	13-15	WHITE	992291	27.95	L

- accessories
- body**
- handlebar & grips
- cables & levers
- exhaust
- engine
- fuel & intake
- electrical & ignition
- clutch
- drive
- bearings
- brakes
- steering & suspension
- tires
- tools & shop

- accessories
- body
- handlebar & grips
- cables & levers
- exhaust
- engine
- fuel & intake
- electrical & ignition
- clutch
- drive
- bearings
- brakes
- steering & suspension
- tires
- tools & shop

MODEL	YEAR	COLOR	PART #		
KAWASAKI CONTINUED					
KX450F OEM Color	16-	WHITE	993467	27.95	L
KX450F OEM Color	09-12	WHITE	992288	27.95	L
KX65 OEM Color	00-16	WHITE	992280	27.95	L
KX85/100	14-16	BLACK	992283	27.95	L
KX85/100 OEM Color	01-13	WHITE	992281	27.95	L
KX85/100 OEM Color	14-16	WHITE	992284	27.95	L
KTM					
KTM 105 SX	04-	ORANGE KTM	992421	27.95	L
KTM 105 SX	09-11	ORANGE KTM	992421	27.95	L
KTM 105 SX OEM Color	04-	WHITE KTM	992422	27.95	L
KTM 105 SX OEM Color	09-11	WHITE KTM	992422	27.95	L
KTM 125/250 SX	03-06	BLACK	992423	27.95	L
KTM 125/250 SX	07-12	BLACK	992424	27.95	L
KTM 125/250 SX	13-15	ORANGE KTM	992425	27.95	L
KTM 125/250 SX	13-15	BLACK	992426	27.95	L
KTM 125/250 SX OEM Color	99-02	ORANGE KTM	992427	27.95	L
KTM 125/250 SX OEM Color	03-06	ORANGE KTM	992428	27.95	L
KTM 125/250 SX OEM Color	13-15	WHITE KTM	992431	27.95	L
KTM 125/250 SX OEM Color 07-10	07-12	ORANGE KTM	992429	27.95	L
KTM 125/250 SX OEM Color 11-12	07-12	WHITE KTM	992430	27.95	L
KTM 150 SX	09-12	BLACK	992424	27.95	L
KTM 150 SX	13-15	ORANGE KTM	992425	27.95	L
KTM 150 SX	13-15	BLACK	992426	27.95	L
KTM 150 SX OEM Color	13-15	WHITE KTM	992431	27.95	L
KTM 150 SX OEM Color 09-10	09-12	ORANGE KTM	992429	27.95	L
KTM 150 SX OEM Color 11-12	09-12	WHITE KTM	992430	27.95	L
KTM 150 XC	10-12	BLACK	992424	27.95	L
KTM 150 XC	13-15	ORANGE KTM	992425	27.95	L
KTM 150 XC	13-15	BLACK	992426	27.95	L
KTM 150 XC OEM Color	13-15	WHITE KTM	992431	27.95	L
KTM 150 XC OEM Color 10	10-12	ORANGE KTM	992429	27.95	L
KTM 150 XC OEM Color 11-12	10-12	WHITE KTM	992430	27.95	L
KTM 200 MXC	03-	BLACK	992423	27.95	L
KTM 200 MXC OEM Color	99-02	ORANGE KTM	992427	27.95	L
KTM 200 MXC OEM Color	03-	ORANGE KTM	992428	27.95	L
KTM 200 SX	03-04	BLACK	992423	27.95	L
KTM 200 SX OEM Color	03-04	ORANGE KTM	992428	27.95	L

MODEL	YEAR	COLOR	PART #		
KTM CONTINUED					
KTM 200 SX OEM Color	02-	ORANGE KTM	992427	27.95	L
KTM 200 XC	06-07	BLACK	992423	27.95	L
KTM 200 XC	08-09	BLACK	992424	27.95	L
KTM 200 XC	08-09	WHITE KTM	992430	27.95	L
KTM 200 XC OEM Color	06-07	ORANGE KTM	992428	27.95	L
KTM 200 XC OEM Color	08-09	ORANGE KTM	992429	27.95	L
KTM 250 MXC OEM Color	99-01	ORANGE KTM	992427	27.95	L
KTM 250 SX-F	05-06	BLACK	992423	27.95	L
KTM 250 SX-F	07-12	BLACK	992424	27.95	L
KTM 250 SX-F	13-16	ORANGE KTM	992425	27.95	L
KTM 250 SX-F	13-16	BLACK	992426	27.95	L
KTM 250 SX-F OEM Color	05-06	ORANGE KTM	992428	27.95	L
KTM 250 SX-F OEM Color 07-10	07-12	ORANGE KTM	992429	27.95	L
KTM 250 SX-F OEM Color 11-12	07-12	WHITE KTM	992430	27.95	L
KTM 250 SX-F OEM Color 13-15	13-16	WHITE KTM	992431	27.95	L
KTM 250 XC-F	07-	BLACK	992423	27.95	L
KTM 250 XC-F	08-12	BLACK	992424	27.95	L
KTM 250 XC-F	13-15	ORANGE KTM	992425	27.95	L
KTM 250 XC-F	13-15	BLACK	992426	27.95	L
KTM 250 XC-F OEM Color	07-	ORANGE KTM	992428	27.95	L
KTM 250 XC-F OEM Color 10	08-12	ORANGE KTM	992429	27.95	L
KTM 250 XC-F OEM Color 11-12	08-12	WHITE KTM	992430	27.95	L
KTM 250 XC-F OEM Color 13-15	13-15	WHITE KTM	992431	27.95	L
KTM 250/300 XC	06-07	BLACK	992423	27.95	L
KTM 250/300 XC	08-12	BLACK	992424	27.95	L
KTM 250/300 XC	13-16	ORANGE KTM	992425	27.95	L
KTM 250/300 XC	13-16	BLACK	992426	27.95	L
KTM 250/300 XC OEM Color	06-07	ORANGE KTM	992428	27.95	L
KTM 250/300 XC OEM Color 10	08-12	ORANGE KTM	992429	27.95	L
KTM 250/300 XC OEM Color 11-12	08-12	WHITE KTM	992430	27.95	L
KTM 250/300 XC OEM Color 13-15	13-16	WHITE KTM	992431	27.95	L
KTM 300 MXC	03-05	BLACK	992423	27.95	L
KTM 300 MXC OEM Color	00-02	ORANGE KTM	992427	27.95	L
KTM 300 MXC OEM Color	03-05	ORANGE KTM	992428	27.95	L
KTM 350 SX-F	11-12	ORANGE KTM	992429	27.95	L
KTM 350 SX-F	11-12	BLACK	992424	27.95	L

MODEL	YEAR	COLOR	PART #		
KTM CONTINUED					
KTM 350 SX-F	13-15	ORANGE KTM	992425	27.95	L
KTM 350 SX-F	13-15	BLACK	992426	27.95	L
KTM 350 SX-F OEM Color	11-12	WHITE KTM	992430	27.95	L
KTM 350 SX-F OEM Color	13-15	WHITE KTM	992431	27.95	L
KTM 350 XC-F	11-12	ORANGE KTM	992429	27.95	L
KTM 350 XC-F	11-12	BLACK	992424	27.95	L
KTM 350 XC-F	13-15	ORANGE KTM	992425	27.95	L
KTM 350 XC-F	13-15	BLACK	992426	27.95	L
KTM 350 XC-F OEM Color 11-12	11-12	WHITE KTM	992430	27.95	L
KTM 350 XC-F OEM Color 13-15	13-15	WHITE KTM	992431	27.95	L
KTM 380 MXC OEM Color	00-01	ORANGE KTM	992427	27.95	L
KTM 380 SX OEM Color	99-02	ORANGE KTM	992427	27.95	L
KTM 450 SX-F	07-12	BLACK	992424	27.95	L
KTM 450 SX-F	13-15	ORANGE KTM	992425	27.95	L
KTM 450 SX-F	13-15	BLACK	992426	27.95	L
KTM 450 SX-F OEM Color	13-15	WHITE KTM	992431	27.95	L
KTM 450 SX-F OEM Color 07-10	07-12	ORANGE KTM	992429	27.95	L
KTM 450 SX-F OEM Color 11-12	07-12	WHITE KTM	992430	27.95	L
KTM 450 XC-F	13-15	ORANGE KTM	992425	27.95	L
KTM 450 XC-F	13-15	BLACK	992426	27.95	L
KTM 450 XC-F OEM Color 13-15	13-15	WHITE KTM	992431	27.95	L
KTM 450/505 XC-F	08-09	BLACK	992424	27.95	L
KTM 450/505 XC-F	08-09	WHITE KTM	992430	27.95	L
KTM 450/505 XC-F OEM Color	08-09	ORANGE KTM	992429	27.95	L
KTM 450/525 SX	06-	BLACK	992423	27.95	L
KTM 450/525 SX OEM Color	06-	ORANGE KTM	992428	27.95	L
KTM 450/525 XC	07-	BLACK	992423	27.95	L
KTM 450/525 XC OEM Color	07-	ORANGE KTM	992428	27.95	L
KTM 505 SX-F	07-08	BLACK	992424	27.95	L
KTM 505 SX-F	07-08	WHITE KTM	992430	27.95	L
KTM 505 SX-F OEM Color	07-08	ORANGE KTM	992429	27.95	L
KTM 65 SX	09-15	BLACK	992432	27.95	L
KTM 65 SX OEM Color	02-08	ORANGE KTM	992433	27.95	L
KTM 65 SX OEM Color	16-	WHITE KTM	993202	27.95	L
KTM 65 SX OEM Color 11-15	09-15	WHITE KTM	992434	27.95	L
KTM 65 XC	09-	BLACK	992432	27.95	L

MODEL	YEAR	COLOR	PART #		
KTM CONTINUED					
KTM 65 XC	09-	WHITE KTM	992434	27.95	L
KTM 65 XC OEM Color	08-	ORANGE KTM	992433	27.95	L
KTM 85 SX	03-12	ORANGE KTM	992421	27.95	L
KTM 85 SX	13-16	ORANGE KTM	992435	27.95	L
KTM 85 SX	13-16	BLACK	992436	27.95	L
KTM 85 SX OEM Color	03-12	WHITE KTM	992422	27.95	L
KTM 85 SX OEM Color	13-16	WHITE KTM	992437	27.95	L
KTM 85/105 XC	08-09	WHITE KTM	992422	27.95	L
KTM 85/105 XC OEM Color	08-09	ORANGE KTM	992421	27.95	L
KTM SX125/150; SX-F250/350/450; XC-F250/350/450	16-	BLACK	993205	27.95	L
KTM SX125/150; SX-F250/350/450; XC-F250/350/450 (new orange)	16-	ORANGE KTM16	993203	27.95	L
KTM SX125/150; SX-F250/350/450; XC-F250/350/450 OEM Color (new orange)	16-	WHITE KTM	993204	27.95	L
SUZUKI					
DR-Z110 OEM Color	03-06	WHITE	992280	27.95	L
RM100	03-06	BLACK	992524	27.95	L
RM100 OEM Color	03-06	WHITE	992281	27.95	L
RM125 / 250	01-08	BLACK	992525	27.95	L
RM125 / 250 OEM Color	96-98	WHITE	992526	27.95	L
RM125 / 250 OEM Color	99-00	WHITE	992527	27.95	L
RM125 / 250 OEM Color 2001/2002	01-08	YELLOW RM01	992528	27.95	L
RM125 / 250 OEM Color 2003-2008	01-08	WHITE	992529	27.95	L
RM65 OEM Color	03-05	WHITE	992280	27.95	L
RM85 OEM Color	02-16	YELLOW RM01	993489	27.95	L
RM85 OEM Color	02-15	WHITE	992530	27.95	L
RMZ250	04-06	BLACK	992285	27.95	L
RMZ250	07-09	BLACK	992525	27.95	L
RMZ250	10-16	WHITE	992531	27.95	L
RMZ250 OEM Color 11/12	10-16	BLACK	992532	27.95	L
RMZ250 OEM Color	07-09	YELLOW RM01	992528	27.95	L
RMZ250 OEM Color	04-06	WHITE	992287	27.95	L
RMZ250 OEM Color 10/13-16	10-16	YELLOW RM01	992533	27.95	L
RMZ250 OEM Color 2007/2008	07-09	WHITE	992529	27.95	L

- accessories
- body
- handlebar & grips
- cables & levers
- exhaust
- engine
- fuel & intake
- electrical & ignition
- clutch
- drive
- bearings
- brakes
- steering & suspension
- tires
- tools & shop

- accessories
- body
- handlebar & grips
- cables & levers
- exhaust
- engine
- fuel & intake
- electrical & ignition
- clutch
- drive
- bearings
- brakes
- steering & suspension
- tires
- tools & shop

MODEL	YEAR	COLOR	PART #		
SUZUKI CONTINUED					
RMZ450	05-07	YELLOW RM01	992528	27.95	L
RMZ450	05-07	BLACK	992525	27.95	L
RMZ450	08-16	BLACK	992532	27.95	L
RMZ450 OEM Color	05-07	WHITE	992529	27.95	L
RMZ450 OEM Color 08/11-12	08-16	WHITE	992531	27.95	L
RMZ450 OEM Color 09-10/13-16	08-16	YELLOW RM01	992533	27.95	L

YAMAHA					
YZ125/250	00-04	BLACK	992631	27.95	L
YZ125/250	00-04	BLUE YAM98	992632	27.95	L
YZ125/250	05-14	BLUE YAM98	992633	27.95	L
YZ125/250	05-14	BLACK	992634	27.95	L
YZ125/250	15-16	BLACK	992638	27.95	L
YZ125/250 OEM Color	92-99	WHITE	992635	27.95	L
YZ125/250 OEM Color	00-04	WHITE	992636	27.95	L
YZ125/250 OEM Color	05-14	WHITE	992637	27.95	L
YZ125/250 OEM Color	15-16	WHITE	992639	27.95	L
YZ250F	01-04	WHITE	992636	27.95	L
YZ250F	01-04	BLACK	992631	27.95	L
YZ250F	05-09	BLUE YAM98	992633	27.95	L
YZ250F	05-09	BLACK	992634	27.95	L

MODEL	YEAR	COLOR	PART #		
YAMAHA CONTINUED					
YZ250F	10-16	BLACK	992638	27.95	L
YZ250F	10-16	BLUE YAM98	993391	27.95	L
YZ250F OEM Color	01-04	BLUE YAM98	992632	27.95	L
YZ250F OEM Color	05-09	WHITE	992637	27.95	L
YZ250F OEM Color	10-16	WHITE	992639	27.95	L
YZ250FX	15-16	BLACK	992638	27.95	L
YZ250FX	15-16	BLUE YAM98	993391	27.95	L
YZ250FX OEM Color	15-16	WHITE	992639	27.95	L
YZ426F	01-02	WHITE	992636	27.95	L
YZ426F	01-02	BLACK	992631	27.95	L
YZ426F OEM Color	01-02	BLUE YAM98	992632	27.95	L
YZ450F	03-04	WHITE	992636	27.95	L
YZ450F	03-04	BLACK	992631	27.95	L
YZ450F	05-09	BLUE YAM98	992633	27.95	L
YZ450F	05-09	BLACK	992634	27.95	L
YZ450F	10-16	BLACK	992638	27.95	L
YZ450F	10-16	BLUE YAM98	993391	27.95	L
YZ450F OEM Color	03-04	BLUE YAM98	992632	27.95	L
YZ450F OEM Color	05-09	WHITE	992637	27.95	L
YZ450F OEM Color	10-16	WHITE	992639	27.95	L
YZ80 OEM Color	93-01	WHITE	992640	27.95	L
YZ85	15-16	WHITE	993125	27.95	L
YZ85 OEM Color 05-14	02-14	WHITE	992640	27.95	L

SHOCK FLAP



MODEL	YEAR	COLOR	PART #		
HONDA					
CR125R	93-99	BLACK	992197	29.45	L
CR250R	92-99	BLACK	992197	29.45	L
CR50F	95-01	BLACK	992197	29.45	L
CR80R	96-02	BLACK	992197	29.45	L
CR85R	03-07	BLACK	992197	29.45	L
CRF450R	02-03	BLACK	992197	29.45	L

KAWASAKI					
KX125 / 250	94-07	BLACK	992344	29.45	L
KX250F	04-06	BLACK	992344	29.45	L
KX250F	07-16	BLACK	992345	29.45	L
KX450F	07-15	BLACK	992345	29.45	L
KX65	02-08	BLACK	992344	29.45	L
KX85/100	01-08	BLACK	992344	29.45	L

MODEL	YEAR	COLOR	PART #		
KTM					
KTM 65 SX 2 strokes	09-15	BLACK	992483	29.45	L
KTM SX 85	13-16	BLACK	992484	29.45	L
Suzuki RM125 / 250	96-08	BLACK	992570	29.45	L

YAMAHA					
WR250F	03-04	BLACK	992698	29.45	L
WR450F	03-04	BLACK	992698	29.45	L
YZ250F	03-04	BLACK	992698	29.45	L
YZ250F	06-09	BLACK	992699	29.45	L
YZ426F	98-02	BLACK	992698	29.45	L
YZ450F	03-04	BLACK	992698	29.45	L
YZ450F	06-09	BLACK	992699	29.45	L

- accessories
- body**
- handlebar & grips
- cables & levers
- exhaust
- engine
- fuel & intake
- electrical & ignition
- clutch
- drive
- bearings
- brakes
- steering & suspension
- tires
- tools & shop

RADIATOR LOUVERS & SCOOPS



LOUVERS

MODEL	YEAR	COLOR	PART #		
HONDA (LOUVERS)					
CR125/250	04-	RED CR04	993433	38.45	L
CR125/250	05-07	RED CR04	993433	38.45	L
CR125/250	04-	WHITE	993432	38.45	L
CR125/250	05-07	WHITE	993432	38.45	L
CRF250R	14-16	BLACK	993373	38.45	L
CRF250R	10-13	RED CR04	993372	38.45	L
CRF250R	14-16	RED CR04	993374	38.45	L
CRF250R	10-13	WHITE	993371	38.45	L
CRF250R OEM Color 14	14-16	WHITE	993375	38.45	L
CRF450R	13-14	BLACK	993378	38.45	L
CRF450R	15-16	BLACK	993436	38.45	L
CRF450R	09-12	RED CR04	993377	38.45	L
CRF450R	13-14	RED CR04	993379	38.45	L
CRF450R	15-16	RED CR04	993437	38.45	L
CRF450R	09-12	WHITE	993376	38.45	L
CRF450R	13-14	WHITE	993380	38.45	L
HUSQVARNA (LOUVERS)					
TC 125/250; FC 250/350/450	14-15	BLACK	993304	38.45	L
TC 125/250; FC 250/350/450	16-	BLACK	993343	38.45	L
TE 125/250; FE 250/350/450	14-16	BLACK	993304	38.45	L
KAWASAKI (LOUVERS)					
KX250F	13-16	BLACK	993471	38.45	L
KX250F	13-16	GREEN 05	993472	38.45	L
KX450F	12-15	BLACK	993473	38.45	L
KX450F	16-	BLACK	993475	38.45	L
KX450F	12-15	GREEN 05	993474	38.45	L
KX450F	16-	GREEN 05	993476	38.45	L
KTM (LOUVERS)					
KTM 125 SX	07-15	BLACK	993304	38.45	L

MODEL	YEAR	COLOR	PART #		
KTM (LOUVERS) CONTINUED					
KTM 125 SX	07-15	ORANGE KTM	993305	38.45	L
KTM 125/200/ 250/300 EXC	08-16	BLACK	993304	38.45	L
KTM 125/200/ 250/300 EXC	08-16	ORANGE KTM	993305	38.45	L
KTM 150 SX	09-15	BLACK	993304	38.45	L
KTM 150 SX	09-14	ORANGE KTM	993305	38.45	L
KTM 150 XC	10-15	BLACK	993304	38.45	L
KTM 150 XC	10-15	ORANGE KTM	993305	38.45	L
KTM 200 XC	08-09	BLACK	993304	38.45	L
KTM 200 XC	08-09	ORANGE KTM	993305	38.45	L
KTM 250 EXC-F	08-16	BLACK	993304	38.45	L
KTM 250 EXC-F	08-16	ORANGE KTM	993305	38.45	L
KTM 250 SX	07-16	BLACK	993304	38.45	L
KTM 250 SX	07-16	ORANGE KTM	993305	38.45	L
KTM 250 SX-F	07-15	BLACK	993304	38.45	L
KTM 250 SX-F	07-15	ORANGE KTM	993305	38.45	L
KTM 250 XC-F	08-15	BLACK	993304	38.45	L
KTM 250 XC-F	08-15	ORANGE KTM	993305	38.45	L
KTM 250/300 XC	08-16	BLACK	993304	38.45	L
KTM 250/300 XC	08-16	ORANGE KTM	993305	38.45	L
KTM 350 EXC-F	12-16	BLACK	993304	38.45	L
KTM 350 EXC-F	12-16	ORANGE KTM	993305	38.45	L
KTM 350 SX-F	11-15	BLACK	993304	38.45	L
KTM 350 SX-F	11-15	ORANGE KTM	993305	38.45	L
KTM 350 XC-F	11-15	BLACK	993304	38.45	L
KTM 350 XC-F	11-15	ORANGE KTM	993305	38.45	L
KTM 400 EXC	09-11	BLACK	993304	38.45	L
KTM 400 EXC	09-11	ORANGE KTM	993305	38.45	L

LOUVERS CONTINUED

MODEL	YEAR	COLOR	PART #		
KTM (LOUVERS) CONTINUED					
KTM 450 EXC	09-16	BLACK	993304	38.45	L
KTM 450 EXC	09-16	ORANGE KTM	993305	38.45	L
KTM 450 SX-F	07-15	BLACK	993304	38.45	L
KTM 450 SX-F	07-15	ORANGE KTM	993305	38.45	L
KTM 450 XC-F	13-15	BLACK	993304	38.45	L
KTM 450 XC-F	13-15	ORANGE KTM	993305	38.45	L
KTM 500 EXC	12-16	BLACK	993304	38.45	L
KTM 500 EXC	12-16	ORANGE KTM	993305	38.45	L
KTM 505 SX-F	07-08	BLACK	993304	38.45	L
KTM 505 SX-F	07-08	ORANGE KTM	993305	38.45	L
KTM SX125/150; SX-F250/350/450; XC-F250/350/450	16-	ORANGE KTM	993342	38.45	L
KTM SX125/150; SX-F250/350/450; XC-F250/350/450 OEM Color	16-	BLACK	993343	38.45	L
SUZUKI (LOUVERS)					
RMZ250	10-16	WHITE	993490	38.45	L
RMZ250	10-16	YELLOW RM 05	993491	38.45	L
RMZ450	08-16	WHITE	993492	38.45	L
RMZ450	08-16	YELLOW RM 05	993493	38.45	L
YAMAHA (LOUVERS)					
YZ125/250	06-16	BLUE YAM98	993400	38.45	L
YZ125/250	06-16	WHITE	993401	38.45	L
YZ250/450F	06-	BLUE YAM98	993402	38.45	L
YZ250/450F	07-09	BLUE YAM98	993404	38.45	L
YZ250/450F	06-	WHITE	993403	38.45	L
YZ250/450F	07-09	WHITE	993405	38.45	L
YZ250F	10-13	BLUE YAM98	993407	38.45	L
YZ250F	14-16	BLUE YAM98	993409	38.45	L
YZ250F	10-13	WHITE	993406	38.45	L
YZ250F	14-16	WHITE	993408	38.45	L
YZ450F	10-13	BLUE YAM98	993411	38.45	L
YZ450F	14-16	BLUE YAM98	993409	38.45	L
YZ450F	10-13	WHITE	993410	38.45	L
YZ450F	14-16	WHITE	993408	38.45	L

SCOOPS

MODEL	YEAR	COLOR	PART #		
HONDA					
CR125R	02-07	BLACK	992138	50.45	L
CR125R OEM Color	95-97	BLACK	992139	50.45	L
CR125R OEM Color	98-99	FLUO RED	992140	50.45	L
CR125R OEM Color	00-01	RED CR00	992141	50.45	L
CR125R OEM Color	02-07	RED CR04	992142	50.45	L
CR250R	02-07	BLACK	992138	50.45	L
CR250R OEM Colors	95-96	BLACK	992139	50.45	L
CR250R OEM Colors	97-99	FLUO RED	992140	50.45	L
CR250R OEM Colors	00-01	RED CR00	992141	50.45	L
CR250R OEM Colors	02-07	RED CR04	992142	50.45	L
CR85R OEM Color	03-07	RED CR04	992143	50.45	L
CRF110	13-16	BLACK	992145	50.45	L
CRF110	13-16	WHITE	992144	50.45	L
CRF110 OEM Color	13-16	RED CR04	992146	50.45	L
CRF150R	07-16	WHITE	992147	50.45	L
CRF150R OEM Color	07-16	RED CR04	992148	50.45	L
CRF230F	15-	BLACK	993129	50.45	L
CRF230F	15-	WHITE	993128	50.45	L
CRF230F OEM Color	15-	RED CR04 / WHITE	993130	50.45	L
CRF250R	04-09	BLACK	992150	50.45	L
CRF250R	10-13	BLACK	992152	50.45	L
CRF250R	04-09	WHITE	992149	50.45	L
CRF250R	10-13	WHITE	992151	50.45	L
CRF250R	14-16	BLACK	992154	50.45	L
CRF250R	14-16	RED CR04	992155	50.45	L
CRF250R	14-16	WHITE	992153	50.45	L
CRF250R OEM Color	04-09	RED CR04	992156	50.45	L
CRF250R OEM Color	10-13	RED CR04	992157	50.45	L
CRF250R OEM Color	14-16	RED CR04/ WHITE	992158	50.45	L
CRF450R	09-12	BLACK	992152	50.45	L
CRF450R	09-12	WHITE	992151	50.45	L
CRF450R	13-16	BLACK	992154	50.45	L
CRF450R	13-16	RED CR04	992155	50.45	L
CRF450R	13-16	WHITE	992153	50.45	L
CRF450R OEM Color	02-04	RED CR04	992159	50.45	L
CRF450R OEM Color	05-08	RED CR04	992160	50.45	L
CRF450R OEM Color	09-12	RED CR04	992157	50.45	L



RADIATOR SCOOPS CONTINUED

MODEL	YEAR	COLOR	PART #		
HONDA CONTINUED					
CRF450R OEM Color	13-16	RED CR04/WHITE	992158	50.45	L
CRF450R PD+	05-08	BRUSH ALU-MINIUM	992161	128.95	L
CRF50F OEM Color	04-16	RED CR04	992162	32.45	L
KAWASAKI					
KLX110 OEM Color	02-09	GREEN 05	992294	50.45	L
KX125 / 250 OEM Color	94-98	GREEN	992301	50.45	L
KX125 / 250 OEM Color	03-08	GREEN 05	992303	50.45	L
KX125 / 250 OEM Color	99-02	GREEN	992302	50.45	L
KX250F	06-08	BLACK	992304	64.45	L
KX250F	09-12	BLACK	992306	64.45	L
KX250F	09-12	WHITE	992305	64.45	L
KX250F	13-16	BLACK	992308	64.45	L
KX250F	13-16	WHITE	992307	64.45	L
KX250F OEM Color	04-05	GREEN 05	992309	50.45	L
KX250F OEM Color	13-16	GREEN 05/BLACK	992311	64.45	L
KX250F OEM Color	06-08	GREEN 05	992310	64.45	L
KX250F OEM Color 09/12	09-12	GREEN 05/BLACK	992312	64.45	L
KX250F OEM Color 10/11	09-12	BLACK/GREEN 05	992313	64.45	L
KX450F	12-15	BLACK	992316	64.45	L
KX450F	16-	BLACK	993462	64.45	L
KX450F	12-15	BLACK/GREEN 05	992317	64.45	L
KX450F	12-15	GREEN 05	992318	64.45	L
KX450F	12-15	WHITE	992315	64.45	L
KX450F	16-	WHITE	993461	64.45	L
KX450F OEM Color	16-	GREEN 05/BLACK	993460	64.45	L
KX450F OEM Color	12-15	GREEN 05/BLACK	992319	64.45	L
KX450F OEM Color 08	06-08	GREEN 05	992320	64.45	L
KX450F OEM Color 10/11	09-11	BLACK/GREEN 05	992321	64.45	L
KX65 OEM Color	00-16	GREEN 05	992294	50.45	L
KX85/100	01-13	BLACK	992295	50.45	L
KX85/100	14-16	BLACK	992297	64.45	L
KX85/100	14-16	WHITE	992296	64.45	L
KX85/100 OEM Color	01-13	GREEN 05	992298	50.45	L
KX85/100 OEM Color	14-16	GREEN 05/BLACK	992299	64.45	L
KTM					
KTM 105 SX OEM Color	04-	ORANGE KTM	992438	50.45	L

MODEL	YEAR	COLOR	PART #		
KTM CONTINUED					
KTM 105 SX OEM Color	09-11	ORANGE KTM	992439	50.45	L
KTM 125 SX *Part w/ glossy finish like model 2015	13-15	BLACK	993132	64.45	L
KTM 125 SX *Part w/ glossy finish like model 2015	13-15	WHITE KTM	993131	64.45	L
KTM 125 SX *Part w/ textured finish like model 2014	13-15	BLACK	992445	64.45	L
KTM 125 SX *Part w/ textured finish like model 2014	13-15	WHITE KTM	992448	64.45	L
KTM 125 SX IPD *Part w/ textured finish like model 2014	13-15	ORANGE KTM/BLACK	992447	85.45	L
KTM 125 SX OEM Color *Part w/ glossy finish like model 2015	13-15	WHITE KTM/ORANGE KTM	993133	64.45	L
KTM 125 SX OEM Color 13-14 *Part w/ textured finish like model 2014	13-15	ORANGE KTM/BLACK	992455	64.45	L
KTM 125/200/250/300 EXC	03-04	BLACK	992440	50.45	L
KTM 125/200/250/300 EXC	05-07	BLACK	992441	50.45	L
KTM 125/200/250/300 EXC	12-13	BLACK	992444	50.45	L
KTM 125/200/250/300 EXC	01-02	ORANGE KTM	992449	50.45	L
KTM 125/200/250/300 EXC	08-11	WHITE KTM	992442	50.45	L
KTM 125/200/250/300 EXC	12-13	WHITE KTM	992443	50.45	L
KTM 125/200/250/300 EXC *Part w/ textured finish like model 2014	14-16	BLACK	992445	64.45	L
KTM 125/200/250/300 EXC *Part w/ textured finish like model 2014	14-16	WHITE KTM	992448	64.45	L
KTM 125/200/250/300 EXC IPD	08-11	ORANGE KTM	992446	85.45	L

- accessories
- body
- handlebar & grips
- cables & levers
- exhaust
- engine
- fuel & intake
- electrical & ignition
- clutch
- drive
- bearings
- brakes
- steering & suspension
- tires
- tools & shop

- accessories
- body
- handlebar & grips
- cables & levers
- exhaust
- engine
- fuel & intake
- electrical & ignition
- clutch
- drive
- bearings
- brakes
- steering & suspension
- tires
- tools & shop

MODEL	YEAR	COLOR	PART #		
KTM CONTINUED					
KTM 125/200/250/300 EXC IPD *Part w/ textured finish like model 2014	14-16	ORANGE KTM/BLACK	992447	85.45	L
KTM 125/200/250/300 EXC OEM Color	03-04	ORANGE KTM	992450	50.45	L
KTM 125/200/250/300 EXC OEM Color	05-07	ORANGE KTM	992451	50.45	L
KTM 125/200/250/300 EXC OEM Color 08-09	08-11	BLACK	992452	50.45	L
KTM 125/200/250/300 EXC OEM Color 10-11	08-11	ORANGE KTM	992453	50.45	L
KTM 125/200/250/300 EXC OEM Color 12-13	12-13	ORANGE KTM	992454	50.45	L
KTM 125/200/250/300 EXCNEW *Part w/ glossy finish like model 2015	14-16	BLACK	993132	64.45	L
KTM 125/200/250/300 EXCNEW *Part w/ glossy finish like model 2015	14-16	WHITE KTM	993131	64.45	L
KTM 125/200/250/300 EXCOEM Color *Part w/ glossy finish like model 2015	14-16	WHITE KTM/ ORANGE KTM	993133	64.45	L
KTM 125/200/250/300 EXCOEM Color 14 *Part w/ textured finish like model 2014	14-16	ORANGE KTM/BLACK	992455	64.45	L
KTM 125/250 SX	01-04	BLACK	992440	50.45	L
KTM 125/250 SX	05-06	BLACK	992441	50.45	L
KTM 125/250 SX	11-12	BLACK	992444	50.45	L
KTM 125/250 SX	11-12	WHITE KTM	992443	50.45	L
KTM 125/250 SX	07-10	WHITE KTM	992442	50.45	L
KTM 125/250 SX	07-10	ORANGE KTM	992453	50.45	L
KTM 125/250 SX IPD	07-10	ORANGE KTM	992446	85.45	L
KTM 125/250 SX OEM Color	01-04	ORANGE KTM	992450	50.45	L
KTM 125/250 SX OEM Color	05-06	ORANGE KTM	992451	50.45	L
KTM 125/250 SX OEM Color	07-10	BLACK	992452	50.45	L
KTM 125/250 SX OEM Color 11-12	11-12	ORANGE KTM	992454	50.45	L
KTM 150 SX	11-12	BLACK	992444	50.45	L

MODEL	YEAR	COLOR	PART #		
KTM CONTINUED					
KTM 150 SX	09-10	WHITE KTM	992442	50.45	L
KTM 150 SX	11-12	WHITE KTM	992443	50.45	L
KTM 150 SX	09-10	ORANGE KTM	992453	50.45	L
KTM 150 SX *Part w/ glossy finish like model 2015	13-15	BLACK	993132	64.45	L
KTM 150 SX *Part w/ glossy finish like model 2015	13-15	WHITE KTM	993131	64.45	L
KTM 150 SX *Part w/ textured finish like model 2014	13-15	BLACK	992445	64.45	L
KTM 150 SX *Part w/ textured finish like model 2014	13-15	WHITE KTM	992448	64.45	L
KTM 150 SX IPD	09-10	ORANGE KTM	992446	85.45	L
KTM 150 SX IPD *Part w/ textured finish like model 2014	13-15	ORANGE KTM/BLACK	992447	85.45	L
KTM 150 SX OEM Color	09-10	BLACK	992452	50.45	L
KTM 150 SX OEM Color	11-12	ORANGE KTM	992454	50.45	L
KTM 150 SX OEM Color *Part w/ glossy finish like model 2015	13-15	WHITE KTM/ ORANGE KTM	993133	64.45	L
KTM 150 SX OEM Color 13-14 *Part w/ textured finish like model 2014	13-15	ORANGE KTM/BLACK	992455	64.45	L
KTM 150 XC	10-	BLACK	992452	50.45	L
KTM 150 XC	11-12	BLACK	992444	50.45	L
KTM 150 XC	10-	WHITE KTM	992442	50.45	L
KTM 150 XC	11-12	WHITE KTM	992443	50.45	L
KTM 150 XC *Part w/ glossy finish like model 2015	13-15	BLACK	993132	64.45	L
KTM 150 XC *Part w/ glossy finish like model 2015	13-15	WHITE KTM	993131	64.45	L
KTM 150 XC *Part w/ textured finish like model 2014	13-15	BLACK	992445	64.45	L
KTM 150 XC *Part w/ textured finish like model 2014	13-15	WHITE KTM	992448	64.45	L
KTM 150 XC IPD *Part w/ textured finish like model 2014	13-15	ORANGE KTM/BLACK	992447	85.45	L

MODEL	YEAR	COLOR	PART #		
KTM CONTINUED					
KTM 150 XC OEM Color	10-	ORANGE KTM	992453	50.45	L
KTM 150 XC OEM Color	11-12	ORANGE KTM	992454	50.45	L
KTM 150 XC OEM Color *Part w/ glossy finish like model 2015	13-15	WHITE KTM/ ORANGE KTM	993133	64.45	L
KTM 150 XC OEM Color 13-14 *Part w/ textured finish like model 2014	13-15	ORANGE KTM/BLACK	992455	64.45	L
KTM 200 MXC	03-	BLACK	992440	50.45	L
KTM 200 MXC OEM Color	03-	ORANGE KTM	992450	50.45	L
KTM 200 SX	02-04	BLACK	992440	50.45	L
KTM 200 SX OEM Color	02-04	ORANGE KTM	992450	50.45	L
KTM 200 XC	06-07	BLACK	992441	50.45	L
KTM 200 XC	08-09	WHITE KTM	992442	50.45	L
KTM 200 XC OEM Color	06-07	ORANGE KTM	992451	50.45	L
KTM 200 XC OEM Color 08	08-09	BLACK	992452	50.45	L
KTM 200 XC OEM Color 09	08-09	ORANGE KTM	992453	50.45	L
KTM 250 EXC-F	12-13	BLACK	992444	50.45	L
KTM 250 EXC-F	06-07	BLACK	992441	50.45	L
KTM 250 EXC-F	06-07	ORANGE KTM	992451	50.45	L
KTM 250 EXC-F	08-11	WHITE KTM	992442	50.45	L
KTM 250 EXC-F	12-13	WHITE KTM	992443	50.45	L
KTM 250 EXC-F IPD	08-11	ORANGE KTM	992446	85.45	L
KTM 250 EXC-F *Part w/ glossy finish like model 2015	14-16	BLACK	993132	64.45	L
KTM 250 EXC-F *Part w/ glossy finish like model 2015	14-16	WHITE KTM	993131	64.45	L
KTM 250 EXC-F *Part w/ textured finish like model 2014	14-16	BLACK	992445	64.45	L
KTM 250 EXC-F *Part w/ textured finish like model 2014	14-16	WHITE KTM	992448	64.45	L
KTM 250 EXC-F IPD *Part w/ textured finish like model 2014	14-16	ORANGE KTM/BLACK	992447	85.45	L
KTM 250 EXC-F OEM Color	12-13	ORANGE KTM	992454	50.45	L
KTM 250 EXC-F OEM Color *Part w/ glossy finish like model 2015	14-16	WHITE KTM/ ORANGE KTM	993133	64.45	L

MODEL	YEAR	COLOR	PART #		
KTM CONTINUED					
KTM 250 EXC-F OEM Color 08-09	08-11	BLACK	992452	50.45	L
KTM 250 EXC-F OEM Color 10-11	08-11	ORANGE KTM	992453	50.45	L
KTM 250 EXC- FOEM Color 14 *Part w/ textured finish like model 2014	14-16	ORANGE KTM/BLACK	992455	64.45	L
KTM 250 MXC OEM Color	01-	ORANGE KTM	992449	50.45	L
KTM 250 SX *Part w/ glossy finish like model 2015	13-16	BLACK	993132	64.45	L
KTM 250 SX *Part w/ glossy finish like model 2015	13-16	WHITE KTM	993131	64.45	L
KTM 250 SX *Part w/ textured finish like model 2014	13-16	BLACK	992445	64.45	L
KTM 250 SX *Part w/ textured finish like model 2014	13-16	WHITE KTM	992448	64.45	L
KTM 250 SX IPD *Part w/ textured finish like model 2014	13-16	ORANGE KTM/BLACK	992447	85.45	L
KTM 250 SX OEM Color *Part w/ glossy finish like model 2015	13-16	WHITE KTM/ ORANGE KTM	993133	64.45	L
KTM 250 SX OEM Color 13-14/16 *Part w/ textured finish like model 2014	13-16	ORANGE KTM/BLACK	992455	64.45	L
KTM 250 SX-F	05-06	BLACK	992441	50.45	L
KTM 250 SX-F	11-12	BLACK	992444	50.45	L
KTM 250 SX-F	07-10	ORANGE KTM	992453	50.45	L
KTM 250 SX-F	11-12	WHITE KTM	992443	50.45	L
KTM 250 SX-F	07-10	WHITE KTM	992442	50.45	L
KTM 250 SX-F *Part w/ glossy finish like model 2015	13-15	BLACK	993132	64.45	L
KTM 250 SX-F *Part w/ glossy finish like model 2015	13-15	WHITE KTM	993131	64.45	L
KTM 250 SX-F *Part w/ textured finish like model 2014	13-15	BLACK	992445	64.45	L
KTM 250 SX-F *Part w/ textured finish like model 2014	13-15	WHITE KTM	992448	64.45	L

- accessories
- body
- handlebar & grips
- cables & levers
- exhaust
- engine
- fuel & intake
- electrical & ignition
- clutch
- drive
- bearings
- brakes
- steering & suspension
- tires
- tools & shop

- accessories
- body
- handlebar & grips
- cables & levers
- exhaust
- engine
- fuel & intake
- electrical & ignition
- clutch
- drive
- bearings
- brakes
- steering & suspension
- tires
- tools & shop

MODEL	YEAR	COLOR	PART #		
KTM CONTINUED					
KTM 250 SX-F IPD	07-10	ORANGE KTM	992446	85.45	L
KTM 250 SX-F IPD *Part w/ textured finish like model 2014	13-15	ORANGE KTM/BLACK	992447	85.45	L
KTM 250 SX-F OEM Color	07-10	BLACK	992452	50.45	L
KTM 250 SX-F OEM Color	05-06	ORANGE KTM	992451	50.45	L
KTM 250 SX-F OEM Color	11-12	ORANGE KTM	992454	50.45	L
KTM 250 SX-F OEM Color *Part w/ glossy finish like model 2015	13-15	WHITE KTM/ ORANGE KTM	993133	64.45	L
KTM 250 SX-F OEM Color 13-14 *Part w/ textured finish like model 2014	13-15	ORANGE KTM/BLACK	992455	64.45	L
KTM 250 XC-F	07-	BLACK	992441	50.45	L
KTM 250 XC-F	11-12	BLACK	992444	50.45	L
KTM 250 XC-F	08-09	WHITE KTM	992442	50.45	L
KTM 250 XC-F	11-12	WHITE KTM	992443	50.45	L
KTM 250 XC-F *Part w/ glossy finish like model 2015	13-15	BLACK	993132	64.45	L
KTM 250 XC-F *Part w/ glossy finish like model 2015	13-15	WHITE KTM	993131	64.45	L
KTM 250 XC-F *Part w/ textured finish like model 2014	13-15	BLACK	992445	64.45	L
KTM 250 XC-F *Part w/ textured finish like model 2014	13-15	WHITE KTM	992448	64.45	L
KTM 250 XC-F IPD *Part w/ textured finish like model 2014	13-15	ORANGE KTM/BLACK	992447	85.45	L
KTM 250 XC-F OEM Color	07-	ORANGE KTM	992451	50.45	L
KTM 250 XC-F OEM Color	11-12	ORANGE KTM	992454	50.45	L
KTM 250 XC-F OEM Color *Part w/ glossy finish like model 2015	13-15	WHITE KTM/ ORANGE KTM	993133	64.45	L
KTM 250 XC-F OEM Color 13-14 *Part w/ textured finish like model 2014	13-15	ORANGE KTM/BLACK	992455	64.45	L
KTM 250 XC-F OEM Color 2008	08-09	BLACK	992452	50.45	L
KTM 250 XC-F OEM Color 2009	08-09	ORANGE KTM	992453	50.45	L
KTM 250/300 XC	06-07	BLACK	992441	50.45	L

MODEL	YEAR	COLOR	PART #		
KTM CONTINUED					
KTM 250/300 XC	11-12	BLACK	992444	50.45	L
KTM 250/300 XC	11-12	WHITE KTM	992443	50.45	L
KTM 250/300 XC	08-10	WHITE KTM	992442	50.45	L
KTM 250/300 XC *Part w/ glossy finish like model 2015	13-16	BLACK	993132	64.45	L
KTM 250/300 XC *Part w/ glossy finish like model 2015	13-16	WHITE KTM	993131	64.45	L
KTM 250/300 XC *Part w/ textured finish like model 2014	13-16	BLACK	992445	64.45	L
KTM 250/300 XC *Part w/ textured finish like model 2014	13-16	WHITE KTM	992448	64.45	L
KTM 250/300 XC IPD *Part w/ textured finish like model 2014	13-16	ORANGE KTM/BLACK	992447	85.45	L
KTM 250/300 XC OEM Color	06-07	ORANGE KTM	992451	50.45	L
KTM 250/300 XC OEM Color	11-12	ORANGE KTM	992454	50.45	L
KTM 250/300 XC OEM Color *Part w/ glossy finish like model 2015	13-16	WHITE KTM/ ORANGE KTM	993133	64.45	L
KTM 250/300 XC OEM Color 08	08-10	BLACK	992452	50.45	L
KTM 250/300 XC OEM Color 09-10	08-10	ORANGE KTM	992453	50.45	L
KTM 250/300 XC OEM Color 13-14 *Part w/ textured finish like model 2014	13-16	ORANGE KTM/BLACK	992455	64.45	L
KTM 300 MXC	03-04	BLACK	992440	50.45	L
KTM 300 MXC	05-	BLACK	992441	50.45	L
KTM 300 MXC OEM Color	01-02	ORANGE KTM	992449	50.45	L
KTM 300 MXC OEM Color	03-04	ORANGE KTM	992450	50.45	L
KTM 300 MXC OEM Color	05-	ORANGE KTM	992451	50.45	L
KTM 350 EXC-F	12-13	BLACK	992444	50.45	L
KTM 350 EXC-F	12-13	WHITE KTM	992443	50.45	L
KTM 350 EXC-F *Part w/ glossy finish like model 2015	14-16	BLACK	993132	64.45	L
KTM 350 EXC-F *Part w/ glossy finish like model 2015	14-16	WHITE KTM	993131	64.45	L
KTM 350 EXC-F *Part w/ textured finish like model 2014	14-16	BLACK	992445	64.45	L

MODEL	YEAR	COLOR	PART #		
KTM CONTINUED					
KTM 350 EXC-F *Part w/ textured finish like model 2014	14-16	WHITE KTM	992448	64.45	L
KTM 350 EXC-F IPD *Part w/ textured finish like model 2014	14-16	ORANGE KTM/BLACK	992447	85.45	L
KTM 350 EXC-F OEM Color	12-13	ORANGE KTM	992454	50.45	L
KTM 350 EXC-F OEM Color *Part w/ glossy finish like model 2015	14-16	WHITE KTM/ ORANGE KTM	993133	64.45	L
KTM 350 EXC-FOEM Color 14 *Part w/ textured finish like model 2014	14-16	ORANGE KTM/BLACK	992455	64.45	L
KTM 350 SX-F	11-12	BLACK	992444	50.45	L
KTM 350 SX-F	11-12	WHITE KTM	992443	50.45	L
KTM 350 SX-F *Part w/ glossy finish like model 2015	13-15	BLACK	993132	64.45	L
KTM 350 SX-F *Part w/ textured finish like model 2014	13-15	BLACK	992445	64.45	L
KTM 350 SX-F *Part w/ textured finish like model 2014	13-15	WHITE KTM	992448	64.45	L
KTM 350 SX-F IPD *Part w/ textured finish like model 2014	13-15	ORANGE KTM/BLACK	992447	85.45	L
KTM 350 SX-F OEM Color	11-12	ORANGE KTM	992454	50.45	L
KTM 350 SX-F OEM Color 13-14 *Part w/ textured finish like model 2014	13-15	ORANGE KTM/BLACK	992455	64.45	L
KTM 350 SX-FNEW *Part w/ glossy finish like model 2015	13-15	WHITE KTM	993131	64.45	L
KTM 350 SX-FOEM Color *Part w/ glossy finish like model 2015	13-15	WHITE KTM/ ORANGE KTM	993133	64.45	L
KTM 350 XC-F	11-12	BLACK	992444	50.45	L
KTM 350 XC-F	11-12	WHITE KTM	992443	50.45	L
KTM 350 XC-F *Part w/ glossy finish like model 2015	13-15	BLACK	993132	64.45	L
KTM 350 XC-F *Part w/ glossy finish like model 2015	13-15	BLACK	993132	64.45	L

MODEL	YEAR	COLOR	PART #		
KTM CONTINUED					
KTM 350 XC-F *Part w/ glossy finish like model 2015	13-15	WHITE KTM	993131	64.45	L
KTM 350 XC-F *Part w/ glossy finish like model 2015	13-15	WHITE KTM	993131	64.45	L
KTM 350 XC-F *Part w/ textured finish like model 2014	13-15	BLACK	992445	64.45	L
KTM 350 XC-F *Part w/ textured finish like model 2014	13-15	BLACK	992445	64.45	L
KTM 350 XC-F *Part w/ textured finish like model 2014	13-15	WHITE KTM	992448	64.45	L
KTM 350 XC-F *Part w/ textured finish like model 2014	13-15	WHITE KTM	992448	64.45	L
KTM 350 XC-F IPD *Part w/ textured finish like model 2014	13-15	ORANGE KTM/BLACK	992447	85.45	L
KTM 350 XC-F IPD *Part w/ textured finish like model 2014	13-15	ORANGE KTM/BLACK	992447	85.45	L
KTM 350 XC-F OEM Color	11-12	ORANGE KTM	992454	50.45	L
KTM 350 XC-F OEM Color *Part w/ glossy finish like model 2015	13-15	WHITE KTM/ ORANGE KTM	993133	64.45	L
KTM 350 XC-F OEM Color *Part w/ glossy finish like model 2015	13-15	WHITE KTM/ ORANGE KTM	993133	64.45	L
KTM 350 XC-F OEM Color 13-14 *Part w/ textured finish like model 2014	13-15	ORANGE KTM/BLACK	992455	64.45	L
KTM 350 XC-F OEM Color 13-14 *Part w/ textured finish like model 2014	13-15	ORANGE KTM/BLACK	992455	64.45	L
KTM 380 EXC OEM Color	01-02	ORANGE KTM	992449	50.45	L
KTM 380 MXC OEM Color	01-	ORANGE KTM	992449	50.45	L
KTM 380 SX	01-02	BLACK	992440	50.45	L
KTM 380 SX OEM Color	01-02	ORANGE KTM	992450	50.45	L
KTM 400 EXC	09-11	WHITE KTM	992442	50.45	L
KTM 400 EXC IPD	09-11	ORANGE KTM	992446	85.45	L
KTM 400 EXC OEM Color 09	09-11	BLACK	992452	50.45	L

- accessories
- body**
- handlebar & grips
- cables & levers
- exhaust
- engine
- fuel & intake
- electrical & ignition
- clutch
- drive
- bearings
- brakes
- steering & suspension
- tires
- tools & shop

- accessories
- body
- handlebar & grips
- cables & levers
- exhaust
- engine
- fuel & intake
- electrical & ignition
- clutch
- drive
- bearings
- brakes
- steering & suspension
- tires
- tools & shop

MODEL	YEAR	COLOR	PART #		
KTM CONTINUED					
KTM 400 EXC OEM Color 10-11	09-11	ORANGE KTM	992453	50.45	L
KTM 450 EXC	07-	BLACK	992441	50.45	L
KTM 450 EXC	12-13	BLACK	992444	50.45	L
KTM 450 EXC	08-11	WHITE KTM	992442	50.45	L
KTM 450 EXC	12-13	WHITE KTM	992443	50.45	L
KTM 450 EXC *Part w/ glossy finish like model 2015	14-16	BLACK	993132	64.45	L
KTM 450 EXC *Part w/ glossy finish like model 2015	14-16	WHITE KTM	993131	64.45	L
KTM 450 EXC *Part w/ textured finish like model 2014	14-16	BLACK	992445	64.45	L
KTM 450 EXC *Part w/ textured finish like model 2014	14-16	WHITE KTM	992448	64.45	L
KTM 450 EXC IPD	08-11	ORANGE KTM	992446	85.45	L
KTM 450 EXC IPD *Part w/ textured finish like model 2014	14-16	ORANGE KTM/BLACK	992447	85.45	L
KTM 450 EXC OEM Color	07-	ORANGE KTM	992451	50.45	L
KTM 450 EXC OEM Color	12-13	ORANGE KTM	992454	50.45	L
KTM 450 EXC OEM Color *Part w/ glossy finish like model 2015	14-16	WHITE KTM/ ORANGE KTM	993133	64.45	L
KTM 450 EXC OEM Color 08-09	08-11	BLACK	992452	50.45	L
KTM 450 EXC OEM Color 10-11	08-11	ORANGE KTM	992453	50.45	L
KTM 450 EXC OEM Color 14 *Part w/ textured finish like model 2014	14-16	ORANGE KTM/BLACK	992455	64.45	L
KTM 450 SX-F	11-12	BLACK	992444	50.45	L
KTM 450 SX-F	11-12	WHITE KTM	992443	50.45	L
KTM 450 SX-F	07-10	WHITE KTM	992442	50.45	L
KTM 450 SX-F	07-10	ORANGE KTM	992453	50.45	L
KTM 450 SX-F *Part w/ textured finish like model 2014	13-15	BLACK	992445	64.45	L
KTM 450 SX-F *Part w/ textured finish like model 2014	13-15	WHITE KTM	992448	64.45	L
KTM 450 SX-F IPD	07-10	ORANGE KTM	992446	85.45	L

MODEL	YEAR	COLOR	PART #		
KTM CONTINUED					
KTM 450 SX-F IPD *Part w/ textured finish like model 2014	13-15	ORANGE KTM/BLACK	992447	85.45	L
KTM 450 SX-F OEM Color	07-10	BLACK	992452	50.45	L
KTM 450 SX-F OEM Color 11-12	11-12	ORANGE KTM	992454	50.45	L
KTM 450 SX-F OEM Color 13-14 *Part w/ textured finish like model 2014	13-15	ORANGE KTM/BLACK	992455	64.45	L
KTM 450 SX- FNEW *Part w/ glossy finish like model 2015	13-15	BLACK	993132	64.45	L
KTM 450 SX- FNEW *Part w/ glossy finish like model 2015	13-15	WHITE KTM	993131	64.45	L
KTM 450 SX- FOEM Color *Part w/ glossy finish like model 2015	13-15	WHITE KTM/ ORANGE KTM	993133	64.45	L
KTM 450/505 XC-F	08-09	WHITE KTM	992442	50.45	L
KTM 450/505 XC-F OEM Color 08	08-09	BLACK	992452	50.45	L
KTM 450/505 XC-F OEM Color 09	08-09	ORANGE KTM	992453	50.45	L
KTM 450/525 SX	06-	BLACK	992441	50.45	L
KTM 450/525 SX OEM Color	06-	ORANGE KTM	992451	50.45	L
KTM 450/525 XC	07-	BLACK	992441	50.45	L
KTM 450/525 XC OEM Color	07-	ORANGE KTM	992451	50.45	L
KTM 500 EXC	12-13	BLACK	992444	50.45	L
KTM 500 EXC	12-13	WHITE KTM	992443	50.45	L
KTM 500 EXC *Part w/ glossy finish like model 2015	14-15	BLACK	993132	64.45	L
KTM 500 EXC *Part w/ glossy finish like model 2015	14-15	WHITE KTM	993131	64.45	L
KTM 500 EXC *Part w/ textured finish like model 2014	14-16	BLACK	992445	64.45	L
KTM 500 EXC *Part w/ textured finish like model 2014	14-16	WHITE KTM	992448	64.45	L
KTM 500 EXC IPD *Part w/ textured finish like model 2014	14-16	ORANGE KTM/BLACK	992447	85.45	L
KTM 500 EXC OEM Color	12-13	ORANGE KTM	992454	50.45	L

MODEL	YEAR	COLOR	PART #	
KTM CONTINUED				
KTM 500 EXC OEM Color *Part w/ glossy finish like model 2015	14-15	WHITE KTM/ ORANGE KTM	993133	64.45 L
KTM 500 EXC OEM Color 14 *Part w/ textured finish like model 2014	14-16	ORANGE KTM/BLACK	992455	64.45 L
KTM 505 SX-F	07-08	WHITE KTM	992442	50.45 L
KTM 505 SX-F	07-08	ORANGE KTM	992453	50.45 L
KTM 505 SX-F OEM Color	07-08	BLACK	992452	50.45 L
KTM 525 EXC	03-04	BLACK	992440	50.45 L
KTM 525 EXC	05-07	BLACK	992441	50.45 L
KTM 525 EXC OEM Color	03-04	ORANGE KTM	992450	50.45 L
KTM 525 EXC OEM Color	05-07	ORANGE KTM	992451	50.45 L
KTM 530 EXC	09-11	WHITE KTM	992442	50.45 L
KTM 530 EXC IPD	09-11	ORANGE KTM	992446	85.45 L
KTM 530 EXC OEM Color 09	09-11	BLACK	992452	50.45 L
KTM 530 EXC OEM Color 10-11	09-11	ORANGE KTM	992453	50.45 L
KTM 65 SX	09-15	WHITE KTM	992456	50.45 L
KTM 65 SX	16-	WHITE KTM	993194	64.45 L
KTM 65 SX IPD	09-15	BLACK	992458	85.45 L
KTM 65 SX IPD	09-15	ORANGE KTM	992457	85.45 L
KTM 65 SX OEM Color	02-08	ORANGE KTM	992459	50.45 L
KTM 65 SX OEM Color (new orange)	16-	ORANGE KTM16/ BLACK	993193	64.45 L
KTM 65 SX OEM Color 09-10	09-15	BLACK	992460	50.45 L
KTM 65 SX OEM Color 11-15	09-15	ORANGE KTM	992461	50.45 L
KTM 65 XC	09-	WHITE KTM	992456	50.45 L
KTM 65 XC OEM Color	09-	ORANGE KTM	992461	50.45 L
KTM 65 XC OEM Color	08-	ORANGE KTM	992459	50.45 L
KTM 85 SX	13-16	BLACK	992463	50.45 L
KTM 85 SX	13-16	BLACK/ WHITE KTM	992462	50.45 L
KTM 85 SX OEM Color	03-05	ORANGE KTM	992438	50.45 L
KTM 85 SX OEM Color	09-12	ORANGE KTM	992439	50.45 L
KTM 85 SX OEM Color 13-14	13-16	ORANGE KTM/BLACK	992464	50.45 L
KTM 85 SX OEM Color Color	13-16	ORANGE KTM/WHITE KTM	993134	50.45 L
KTM 85/105 XC	09-	ORANGE KTM	992439	50.45 L

MODEL	YEAR	COLOR	PART #	
KTM CONTINUED				
KTM SX125/150; SX-F250/350/450; XC-F250/350/450	16-	BLACK	993197	64.45 L
KTM SX125/150; SX-F250/350/450; XC-F250/350/450	16-	WHITE KTM	993196	64.45 L
KTM SX125/150; SX-F250/350/450; XC-F250/350/450 OEM Color (new orange)	16-	ORANGE KTM16/ BLACK	993195	64.45 L
SUZUKI				
DR-Z110 OEM Color	03-06	YELLOW RM01	992536	50.45 L
RM100 OEM Color (only one side)	03-06	YELLOW RM01	992537	50.45 L
RM125 / 250 OEM Color	96-98	YELLOW	992538	50.45 L
RM125 / 250 OEM Color	99-00	YELLOW	992539	50.45 L
RM125 / 250 OEM Color	01-08	YELLOW RM01	992540	50.45 L
RM65 OEM Color	03-05	YELLOW RM01	992536	50.45 L
RM85 OEM Color	02-15	YELLOW RM01	992541	25.45 L
RMZ250	10-16	BLACK	992542	64.45 L
RMZ250 OEM Color	04-06	YELLOW RM01	992543	50.45 L
RMZ250 OEM Color	10-16	BLACK/ YELLOW RM01	992544	64.45 L
RMZ250 OEM Color	07-09	YELLOW RM01	992545	50.45 L
RMZ450	07-	BLACK	992546	50.45 L
RMZ450	08-16	BLACK	992548	50.45 L
RMZ450 OEM Color	07-	YELLOW RM01	992549	50.45 L
RMZ450 OEM Color	05-06	YELLOW RM01	992551	50.45 L
RMZ450 OEM Color 09-16	08-16	BLACK/ YELLOW RM01	992550	50.45 L
RMZ450 OEM Color 2008	08-15	BLUE/ YELLOW RM01	992552	50.45 L
YAMAHA				
WR250F	15-16	BLACK	992658	50.45 L
WR250F	15-16	BLUE YAM98	992661	50.45 L
WR250F IPD	16-16	WHITE	992656	160.95 L
WR250F OEM Color	05-06	BLUE YAM98	992641	50.45 L
WR250F OEM Color	15-16	WHITE	992657	50.45 L
WR250F OEM Color 07-14	07-14	BLUE YAM98	992642	50.45 L

- accessories
- body
- handlebar & grips
- cables & levers
- exhaust
- engine
- fuel & intake
- electrical & ignition
- clutch
- drive
- bearings
- brakes
- steering & suspension
- tires
- tools & shop

- accessories
- body
- handlebar & grips
- cables & levers
- exhaust
- engine
- fuel & intake
- electrical & ignition
- clutch
- drive
- bearings
- brakes
- steering & suspension
- tires
- tools & shop

MODEL	YEAR	COLOR	PART #		
YAMAHA CONTINUED					
WR450F	12-15	BLUE YAM98/ BLACK	992644	64.45	L
WR450F	12-15	WHITE/ BLACK	992643	64.45	L
WR450F	12-15	BLACK	992645	64.45	L
WR450F OEM Color	05-06	BLUE YAM98	992641	50.45	L
WR450F OEM Color	07-11	BLUE YAM98	992642	50.45	L
WR450F OEM Color 12-15	12-15	BLUE YAM98/ WHITE	992646	64.45	L
YFZ450	04-08	BLACK	992665	86.95	L
YFZ450	04-08	BLUE YAM 98	992666	86.95	L
YFZ450	04-08	WHITE	992664	86.95	L
YZ125/250	02-14	BLACK	992648	50.45	L
YZ125/250	15-16	BLACK	993137	50.45	L
YZ125/250	02-14	WHITE	992647	50.45	L
YZ125/250	15-16	WHITE	993136	50.45	L
YZ125/250 OEM Color	96-01	BLUE YAM98	992649	50.45	L
YZ125/250 OEM Color	15-16	BLUE YAM98	993138	50.45	L
YZ125/250 OEM Color 02-14	02-14	BLUE YAM98	992650	50.45	L
YZ250F	06-09	BLACK	992651	50.45	L
YZ250F	10-13	BLACK	992645	64.45	L
YZ250F	06-09	WHITE	992653	50.45	L
YZ250F	14-16	BLACK	992658	50.45	L
YZ250F	14-16	BLUE YAM98	992661	50.45	L
YZ250F 12-13 OEM Color Lim- ited Edition	10-13	WHITE/ BLACK	992643	64.45	L
YZ250F IPD	06-09	BLUE YAM98	992654	88.95	L
YZ250F IPD	06-09	WHITE	992655	88.95	L
YZ250F IPD	14-16	WHITE	992656	160.95	L
YZ250F OEM Color	01-02	BLUE YAM98	992659	50.45	L
YZ250F OEM Color	03-05	BLUE YAM98	992641	50.45	L
YZ250F OEM Color	14-16	WHITE	992657	50.45	L

MODEL	YEAR	COLOR	PART #		
YAMAHA CONTINUED					
YZ250F OEM Color 06-09	06-09	BLUE YAM98	992660	50.45	L
YZ250F OEM Color 10	10-13	BLUE YAM98/ BLACK	992644	64.45	L
YZ250F OEM Color 11-12	10-13	BLUE YAM98/ WHITE	992646	64.45	L
YZ250FX	15-16	BLUE YAM98	992661	50.45	L
YZ250FX	15-16	BLACK	992658	50.45	L
YZ250FX IPD	15-16	WHITE	992656	160.95	L
YZ250FX OEM Color	15-16	WHITE	992657	50.45	L
YZ426F OEM Color	00-02	BLUE YAM98	992659	50.45	L
YZ450F	06-09	BLACK	992651	50.45	L
YZ450F	06-09	WHITE	992653	50.45	L
YZ450F	14-16	BLACK	992658	50.45	L
YZ450F	14-16	BLUE YAM98	992661	50.45	L
YZ450F IPD	06-09	BLUE YAM98	992654	88.95	L
YZ450F IPD	06-09	WHITE	992655	88.95	L
YZ450F IPD	14-16	WHITE	992656	160.95	L
YZ450F OEM Color	03-05	BLUE YAM98	992641	50.45	L
YZ450F OEM Color	14-16	WHITE	992657	50.45	L
YZ450F OEM Color 06-09	06-09	BLUE YAM98	992660	50.45	L
YZ450F OEM Color 11 Limited Edition (Radiator Scoops W/ Tank Cover)	10-13	BLACK/ WHITE	992667	122.45	L
YZ450F OEM Color 11-13 (Radiator Scoops W/ Tank Cover)	10-13	BLUE YAM98/ WHITE	992668	122.45	L
YZ80 OEM Color	93-01	BLUE YAM98	992662	25.45	L
YZ85 OEM Color 02-14	02-14	BLUE YAM98	992663	25.45	L
YZ85 OEM Color 15 (right side only)	15-16	BLUE YAM98	993386	25.45	L

Polisport®

**AIRBOX
COVERS**



- accessories
- body**
- handlebar & grips
- cables & levers
- exhaust
- engine
- fuel & intake
- electrical & ignition
- clutch
- drive
- bearings
- brakes
- steering & suspension
- tires
- tools & shop

MODEL	COLOR	YEAR	PART #		
HONDA					
CRF250R	white	10-13	992069	31.95	L
CRF250R	black	10-13	992070	31.95	L
CRF250R	red cr04	14-16	992071	31.95	L
CRF250R	black	14-16	992072	31.95	L
CRF250R OEM Color	red cr04	10-13	992073	31.95	L
CRF250R OEM Color	white	14-16	992075	31.95	L
CRF250R OEM Color USA	white	14-16	992074	31.95	L
CRF250R USA	red cr04	14-16	992076	31.95	L
CRF250R USA	black	14-16	992077	31.95	L
CRF450R	white	09-12	992069	31.95	L
CRF450R	black	09-12	992070	31.95	L
CRF450R	red cr04	13-16	992071	31.95	L
CRF450R	black	13-16	992072	31.95	L
CRF450R OEM Color	red cr04	09-12	992073	31.95	L
CRF450R OEM Color	white	13-16	992075	31.95	L
CRF450R OEM Color USA	white	13-16	992074	31.95	L
CRF450R USA	red cr04	13-16	992076	31.95	L
CRF450R USA	black	13-16	992077	31.95	L
KTM					
125 SX *Part w/ glossy finish like model 2015	white ktm	13-15	993143	48.45	L
125 SX *Part w/ glossy finish like model 2015	black	13-15	993144	48.45	L
125 SX *Part w/ textured finish like model 2014	black	13-15	992380	48.45	L
125 SX IPD *Part w/ textured finish like model 2014	orange ktm/ black	13-15	992381	75.95	L
125 SX OEM Color *Part w/ glossy finish like model 2015	white ktm/ orange ktm	13-15	993142	48.45	L
125 SX OEM Color 13-14 *Part w/ textured finish like model 2014	orange/ black	13-15	992383	48.45	L

MODEL	COLOR	YEAR	PART #		
KTM CONTINUED					
125/ 250 SX OEM Color	orange ktm	12-	992382	48.45	L
125/200/250/300 EXC	white ktm	12-13	992371	48.45	L
125/200/250/300 EXC	black	12-13	992372	48.45	L
125/200/250/300 EXC *Part w/ glossy finish like model 2015	white ktm	14-16	993146	48.45	L
125/200/250/300 EXC *Part w/ glossy finish like model 2015	black	14-16	993147	48.45	L
125/200/250/300 EXC *Part w/ textured finish like model 2014	white	14-16	992373	48.45	L
125/200/250/300 EXC *Part w/ textured finish like model 2014	black	14-16	992374	48.45	L
125/200/250/300 EXC OEM Color	orange ktm	12-13	992375	48.45	L
125/200/250/300 EXC OEM Color 14 *Part w/ textured finish like model 2014	orange/ black	14-16	992376	48.45	L
125/200/250/300 EXC OEM Color 15 *Part w/ glossy finish like model 2015	white ktm/ orange ktm	14-16	993145	48.45	L
125/250 SX	white ktm	11-	992371	48.45	L
125/250 SX	black	11-	992372	48.45	L
125/250 SX	white ktm	12-	992377	48.45	L
125/250 SX	black	12-	992378	48.45	L
125/250 SX OEM Color	orange ktm	11-	992375	48.45	L
150 SX	white ktm	11-	992371	48.45	L
150 SX	black	11-	992372	48.45	L
150 SX	white ktm	12-	992377	48.45	L
150 SX	black	12-	992378	48.45	L

- accessories
- body
- handlebar & grips
- cables & levers
- exhaust
- engine
- fuel & intake
- electrical & ignition
- clutch
- drive
- bearings
- brakes
- steering & suspension
- tires
- tools & shop

MODEL	COLOR	YEAR	PART #		
KTM CONTINUED					
150 SX *Part w/ glossy finish like model 2015	white ktm	13-15	993143	48.45	L
150 SX *Part w/ glossy finish like model 2015	black	13-15	993144	48.45	L
150 SX *Part w/ textured finish like model 2014	black	13-15	992380	48.45	L
150 SX IPD *Part w/ textured finish like model 2014	orange ktm/ black	13-15	992381	75.95	L
150 SX OEM Color	orange ktm	11-	992375	48.45	L
150 SX OEM Color	orange ktm	12-	992382	48.45	L
150 SX OEM Color *Part w/ glossy finish like model 2015	white ktm/ orange ktm	13-15	993142	48.45	L
150 SX OEM Color 13-14 *Part w/ textured finish like model 2014	orange/ black	13-15	992383	48.45	L
150 XC *Part w/ glossy finish like model 2015	white ktm	13-16	993143	48.45	L
150 XC *Part w/ glossy finish like model 2015	black	13-16	993144	48.45	L
150 XC *Part w/ textured finish like model 2014	black	13-16	992380	48.45	L
150 XC IPD *Part w/ textured finish like model 2014	orange ktm/ black	13-16	992381	75.95	L
150 XC OEM Color *Part w/ glossy finish like model 2015	white ktm/ orange ktm	13-16	993142	48.45	L
150 XC OEM Color 13-14 *Part w/ textured finish like model 2014	orange/ black	13-16	992383	48.45	L
250 EXC-F	white ktm	12-13	992371	48.45	L
250 EXC-F	black	12-13	992372	48.45	L
250 EXC-F OEM Color	orange ktm	12-13	992375	48.45	L
250 EXC-F *Part w/ glossy finish like model 2015	white ktm	14-16	993146	48.45	L
250 EXC-F *Part w/ glossy finish like model 2015	black	14-16	993147	48.45	L
250 EXC-F *Part w/ textured finish like model 2014	white	14-16	992373	48.45	L
250 EXC-F *Part w/ textured finish like model 2014	black	14-16	992374	48.45	L
250 EXC-F OEM Color *Part w/ glossy finish like model 2015	white ktm/ orange ktm	14-16	993145	48.45	L
250 EXC-F OEM Color 14 *Part w/ textured finish like model 2014	orange/ black	14-16	992376	48.45	L

MODEL	COLOR	YEAR	PART #		
KTM CONTINUED					
250 SX *Part w/ glossy finish like model 2015	white ktm	13-16	993143	48.45	L
250 SX *Part w/ glossy finish like model 2015	black	13-16	993144	48.45	L
250 SX *Part w/ textured finish like model 2014	black	13-16	992380	48.45	L
250 SX- F	white ktm	11-12	992377	48.45	L
250 SX- F	black	11-12	992378	48.45	L
250 SX- F *Part w/ glossy finish like model 2015	white ktm	13-15	993143	48.45	L
250 SX- F *Part w/ glossy finish like model 2015	black	13-15	993144	48.45	L
250 SX- F *Part w/ textured finish like model 2014	black	13-15	992380	48.45	L
250 SX- F IPD *Part w/ textured finish like model 2014	orange ktm/ black	13-15	992381	75.95	L
250 SX- F OEM Color	orange ktm	11-12	992382	48.45	L
250 SX- F OEM Color *Part w/ glossy finish like model 2015	white ktm/ orange ktm	13-15	993142	48.45	L
250 SX- F OEM Color 13-14 *Part w/ textured finish like model 2014	orange/ black	13-15	992383	48.45	L
250 SX IPD *Part w/ textured finish like model 2014	orange ktm/ black	13-16	992381	75.95	L
250 SX OEM Color *Part w/ glossy finish like model 2015	white ktm/ orange ktm	13-16	993142	48.45	L
250 SX OEM Color 13-14 *Part w/ textured finish like model 2014	orange/ black	13-16	992383	48.45	L
250 XC-F *Part w/ glossy finish like model 2015	white ktm	13-15	993143	48.45	L
250 XC-F *Part w/ glossy finish like model 2015	black	13-15	993144	48.45	L
250 XC-F *Part w/ textured finish like model 2014	black	13-15	992380	48.45	L
250 XC-F IPD *Part w/ textured finish like model 2014	orange ktm/ black	13-15	992381	75.95	L
250 XC-F OEM Color *Part w/ glossy finish like model 2015	white ktm/ orange ktm	13-15	993142	48.45	L
250 XC-F OEM Color 13-14 *Part w/ textured finish like model 2014	orange/ black	13-15	992383	48.45	L
250/300 XC *Part w/ glossy finish like model 2015	white ktm	13-16	993143	48.45	L

MODEL	COLOR	YEAR	PART #		
KTM CONTINUED					
250/300 XC *Part w/ glossy finish like model 2015	black	13-16	993144	48.45	L
250/300 XC *Part w/ textured finish like model 2014	black	13-16	992380	48.45	L
250/300 XC IPD *Part w/ textured finish like model 2014	orange ktm/ black	13-16	992381	75.95	L
250/300 XC OEM Color *Part w/ glossy finish like model 2015	white ktm/ orange ktm	13-16	993142	48.45	L
250/300 XC OEM Color 13-14 *Part w/ textured finish like model 2014	orange/ black	13-16	992383	48.45	L
350 EXC-F	white ktm	12-13	992371	48.45	L
350 EXC-F	black	12-13	992372	48.45	L
350 EXC-F *Part w/ glossy finish like model 2015	white ktm	14-16	993146	48.45	L
350 EXC-F *Part w/ glossy finish like model 2015	black	14-16	993147	48.45	L
350 EXC-F *Part w/ textured finish like model 2014	white	14-16	992373	48.45	L
350 EXC-F *Part w/ textured finish like model 2014	black	14-16	992374	48.45	L
350 EXC-F OEM Color	orange ktm	12-13	992375	48.45	L
350 EXC-F OEM Color *Part w/ glossy finish like model 2015	white ktm/ orange ktm	14-16	993145	48.45	L
350 EXC-F OEM Color 14 *Part w/ textured finish like model 2014	orange/ black	14-16	992376	48.45	L
350 SX- F	white ktm	11-12	992377	48.45	L
350 SX- F	black	11-12	992378	48.45	L
350 SX- F *Part w/ glossy finish like model 2015	white ktm	13-15	993143	48.45	L
350 SX- F *Part w/ glossy finish like model 2015	black	13-15	993144	48.45	L
350 SX- F *Part w/ textured finish like model 2014	black	13-15	992380	48.45	L
350 SX- F IPD *Part w/ textured finish like model 2014	orange ktm/ black	13-15	992381	75.95	L
350 SX- F OEM Color	orange ktm	11-12	992382	48.45	L
350 SX- F OEM Color *Part w/ glossy finish like model 2015	white ktm/ orange ktm	13-15	993142	48.45	L

MODEL	COLOR	YEAR	PART #		
KTM CONTINUED					
350 SX- F OEM Color 13-14 *Part w/ textured finish like model 2014	orange/ black	13-15	992383	48.45	L
350 XC-F *Part w/ glossy finish like model 2015	white ktm	13-15	993143	48.45	L
350 XC-F *Part w/ glossy finish like model 2015	black	13-15	993144	48.45	L
350 XC-F *Part w/ textured finish like model 2014	black	13-15	992380	48.45	L
350 XC-F IPD *Part w/ textured finish like model 2014	orange ktm/ black	13-15	992381	75.95	L
350 XC-F OEM Color *Part w/ glossy finish like model 2015	white ktm/ orange ktm	13-15	993142	48.45	L
350 XC-F OEM Color 13-14 *Part w/ textured finish like model 2014	orange/ black	13-15	992383	48.45	L
450 EXC	white ktm	12-13	992371	48.45	L
450 EXC	black	12-13	992372	48.45	L
450 EXC *Part w/ glossy finish like model 2015	white ktm	14-16	993146	48.45	L
450 EXC *Part w/ glossy finish like model 2015	black	14-16	993147	48.45	L
450 EXC *Part w/ textured finish like model 2014	white	14-16	992373	48.45	L
450 EXC *Part w/ textured finish like model 2014	black	14-16	992374	48.45	L
450 EXC OEM Color	orange ktm	12-13	992375	48.45	L
450 EXC OEM Color 15 *Part w/ glossy finish like model 2015	white ktm/ orange ktm	14-16	993145	48.45	L
450 EXC OEM Color 14 *Part w/ textured finish like model 2014	orange/ black	14-16	992376	48.45	L
450 SX- F	white ktm	11-12	992377	48.45	L
450 SX- F	black	11-12	992378	48.45	L
450 SX- F *Part w/ glossy finish like model 2015	white ktm	13-15	993143	48.45	L
450 SX- F *Part w/ glossy finish like model 2015	black	13-15	993144	48.45	L
450 SX- F *Part w/ textured finish like model 2014	black	13-15	992380	48.45	L
450 SX- F IPD *Part w/ textured finish like model 2014	orange ktm/ black	13-15	992381	75.95	L
450 SX- F OEM Color	orange ktm	11-12	992382	48.45	L

- accessories
- body**
- handlebar & grips
- cables & levers
- exhaust
- engine
- fuel & intake
- electrical & ignition
- clutch
- drive
- bearings
- brakes
- steering & suspension
- tires
- tools & shop

- accessories
- body
- handlebar & grips
- cables & levers
- exhaust
- engine
- fuel & intake
- electrical & ignition
- clutch
- drive
- bearings
- brakes
- steering & suspension
- tires
- tools & shop

MODEL	COLOR	YEAR	PART #		
KTM CONTINUED					
450 SX- F OEM Color *Part w/ glossy finish like model 2015	white ktm/ orange ktm	13-15	993142	48.45	L
450 SX- F OEM Color 13-14 *Part w/ textured finish like model 2014	orange/ black	13-15	992383	48.45	L
450 XC-F *Part w/ glossy finish like model 2015	white ktm	13-15	993143	48.45	L
450 XC-F *Part w/ glossy finish like model 2015	black	13-15	993144	48.45	L
450 XC-F *Part w/ tex- tured finish like model 2014	black	13-15	992380	48.45	L
450 XC-F IPD *Part w/ textured finish like model 2014	orange ktm/ black	13-15	992381	75.95	L
450 XC-F OEM Color *Part w/ glossy finish like model 2015	white ktm/ orange ktm	13-15	993142	48.45	L
450 XC-F OEM Color 13-14 *Part w/ textured finish like model 2014	orange/ black	13-15	992383	48.45	L
500 EXC	white ktm	12-13	992371	48.45	L
500 EXC	black	12-13	992372	48.45	L
500 EXC *Part w/ glossy finish like model 2015	white ktm	14-16	993146	48.45	L
500 EXC *Part w/ glossy finish like model 2015	black	14-16	993147	48.45	L
500 EXC *Part w/ tex- tured finish like model 2014	white	14-16	992373	48.45	L

MODEL	COLOR	YEAR	PART #		
KTM CONTINUED					
500 EXC *Part w/ tex- tured finish like model 2014	black	14-16	992374	48.45	L
500 EXC OEM Color	orange ktm	12-13	992375	48.45	L
500 EXC OEM Color *Part w/ glossy finish like model 2015	white ktm/ orange ktm	14-16	993145	48.45	L
500 EXC OEM Color 14 *Part w/ textured finish like model 2014	orange/ black	14-16	992376	48.45	L
65 SX	black	09-15	992370	47.45	L
65 XC	black	09-	992370	47.45	L
85 SX	white ktm/ black	13-16	992384	23.95	L
85 SX	black	13-16	992385	23.95	L
85 SX OEM Color	white ktm/ orange ktm	13-16	993141	23.95	L
85 SX OEM Color 13-14/16	orange ktm/ black	13-16	992386	23.95	L
SX125/150; SX-F250/350/450; XC-F250/350/450 (one side only)	black	16-	993208	23.45	L
SX125/150; SX-F250/350/450; XC-F250/350/450 (one side only) (new orange)	orange ktm16	16-	993206	23.45	L
SX125/150; SX-F250/350/450; XC-F250/350/450 OEM Color (one side only)	white ktm	16-	993207	23.45	L

SKID PLATES



MODEL	YEAR	STYLE	COLOR	PART #	
HUSABERG					
FE 250	13-	Enduro	BLACK	992497	146.45 L
FE 250	13-	MX	BLACK	992491	143.45 L
FE 250	14-	Enduro	BLACK	993355	146.45 L
FE 250	14-	MX	BLACK	993349	143.45 L
FE350	14-	Enduro	BLACK	993355	146.45 L

MODEL	YEAR	STYLE	COLOR	PART #	
HUSABERG CONTINUED					
TE 125	12-14	Enduro	BLACK	992495	146.45 L
TE 125	12-14	MX	BLACK	992487	143.45 L
TE 250	14-	Enduro	BLACK	993354	146.45 L
TE 250/300	12-	MX	BLACK	992489	143.45 L

MODEL	YEAR	STYLE	COLOR	PART #	
HUSABERG CONTINUED					
TE 250/300	14-	MX	BLACK	993348	143.45 L
TE300	14-	Enduro	BLACK	993354	146.45 L
HONDA					
CRF250R	04-09	MX	BLACK	992235	143.45 L
CRF250R	04-09	Enduro	BLACK	992233	146.45 L
CRF250R	10-13	MX	BLACK	992236	143.45 L
CRF250R	11-13	Enduro	BLACK	992234	146.45 L
CRF250X	04-13	MX	BLACK	992242	143.45 L
CRF450R	05-08	MX	BLACK	992238	143.45 L
CRF450R	09-14	MX	BLACK	992239	143.45 L
CRF450R	09-15	Enduro	BLACK	992237	146.45 L
CRF450R	13-	MX	BLACK	992240	143.45 L
CRFX250	04-14	Enduro	BLACK	992241	146.45 L
CRFX450	05-13	MX	BLACK	992243	143.45 L
HUSQVARNA					
FC/FE 250	14-15	MX	BLACK	993349	143.45 L
FC/FE 350	14-15	MX	BLACK	993349	143.45 L
FE 250	14-15	Enduro	BLACK	993355	146.45 L
FE 350	14-15	Enduro	BLACK	993355	146.45 L
TE 250	14-15	Enduro	BLACK	993354	146.45 L
TE 250/350	14-15	MX	BLACK	993348	143.45 L
TE 350	14-15	Enduro	BLACK	993354	146.45 L
KAWASAKI					
KX250F	10-15	MX	BLACK	992367	143.45 L
KX450F	12-15	Enduro	BLACK	992368	146.45 L
KTM					
125/150/200 SX/XC	07-11	Enduro	BLACK	992495	146.45 L
125/150/200 SX/XC	07-11	MX	BLACK	992487	143.45 L
125/200 EXC	08-15	Enduro	BLACK	992495	146.45 L
125/200 EXC	08-15	MX	BLACK	992487	143.45 L
125/200 XCW	08-13	Enduro	BLACK	992495	146.45 L
125/200 XCW	08-13	MX	BLACK	992487	143.45 L
250 EXC	14-15	MX	BLACK	993348	143.45 L
250 EXC-F	08-11	MX	BLACK	992488	143.45 L
250 SX-F	11-12	Enduro	BLACK	992497	146.45 L
250 SX-F	11-12	MX	BLACK	992491	143.45 L
250 SX-F	13-15	MX	BLACK	993349	143.45 L
250 SX-F / 350 XC-F	13-15	Enduro	BLACK	993355	146.45 L

MODEL	YEAR	STYLE	COLOR	PART #	
KTM CONTINUED					
250 SX-F/XC-F	07-10	MX	BLACK	992488	143.45 L
250 XC-F / 350 SX-F	11-15	Enduro	BLACK	993355	146.45 L
250 XC-F / 350 SX-F	11-15	MX	BLACK	993349	143.45 L
250/300 EXC	14-15	Enduro	BLACK	993354	146.45 L
250/300 EXC/XCW	08-11	MX	BLACK	992489	143.45 L
250/300 SX/XC	07-11	MX	BLACK	992489	143.45 L
250/300 SX/XC	12-15	Enduro	BLACK	993354	146.45 L
250/300 SX/XC	12-15	MX	BLACK	993348	143.45 L
250/350 EXC-F/XC-FW	12-15	Enduro	BLACK	993355	146.45 L
250/350 EXC-F/XC-FW	12-15	MX	BLACK	993349	143.45 L
300 EXC	14-15	MX	BLACK	993348	143.45 L
350 XC-F	12-	Enduro	BLACK	993359	146.45 L
450 SX-F	11-12	MX	BLACK	992493	143.45 L
450/500 EXC-F / 500 EXC-FW	12-15	Enduro	BLACK	993360	146.45 L
450/505 SX-F	07-08	MX	BLACK	992494	143.45 L
SUZUKI					
RMZ250	10-14	MX	BLACK	992589	143.45 L
RMZ450	10-15	MX	BLACK	992590	143.45 L
YAMAHA					
YZ250	05-13	MX	BLACK	992723	143.45 L
YZ250F	06-09	MX	BLACK	992725	143.45 L
YZ250F	10-13	MX	BLACK	992726	143.45 L
YZ250F	06-09	Enduro	BLACK	992724	146.45 L
YZ450F	06-09	MX	BLACK	992727	143.45 L
YZ450F	10-13	MX	BLACK	992728	143.45 L
YZ450F	14-	MX	BLACK	993398	143.45 L
YZ450F	14-	Enduro	BLACK	993399	146.45 L

- accessories
- body
- handlebar & grips
- cables & levers
- exhaust
- engine
- fuel & intake
- electrical & ignition
- clutch
- drive
- bearings
- brakes
- steering & suspension
- tires
- tools & shop



CHAIN GUIDES




- accessories
- body
- handlebar & grips
- cables & levers
- exhaust
- engine
- fuel & intake
- electrical & ignition
- clutch
- drive
- bearings
- brakes
- steering & suspension
- tires
- tools & shop

MODEL	YEAR	COLOR	PART #		
HONDA					
CR125R	00-04	BLACK	992078	21.95	L
CR125R	05-07	BLACK	992079	21.95	L
CR250R	00-04	BLACK	992078	21.95	L
CR250R	05-07	BLACK	992079	21.95	L
CRF250R	05-06	BLACK	992079	21.95	L
CRF250R	07-10	BLACK	992080	21.95	L
CRF250R	07-10	RED CR04	992081	23.95	L
CRF250R	11-16	BLACK	992082	21.95	L
CRF250R	11-16	RED CR04	992083	23.95	L
CRF450R	02-04	BLACK	992078	21.95	L
CRF450R	05-06	BLACK	992079	21.95	L
CRF450R	07-10	BLACK	992080	21.95	L
CRF450R	07-10	RED CR04	992081	23.95	L
CRF450R	11-16	BLACK	992082	21.95	L
CRF450R	11-16	RED CR04	992083	23.95	L
HUSQVARNA					
TC/TE 125/250; FC/FE 250/350/450	14-15	BLACK	992387	21.95	L
KX125 / 250	03-08	BLACK	992245	21.95	L
KX250F	04-05	BLACK	992245	21.95	L
KX250F	06-08	BLACK	992246	21.95	L
KX250F	09-16	BLACK	992247	21.95	L
KX250F	09-16	GREEN 05	992248	23.95	L
KX450F	06-08	BLACK	992246	21.95	L
KX450F	09-16	BLACK	992247	21.95	L
KX450F	09-16	GREEN 05	992248	23.95	L
KTM					
KTM 105 SX	09-11	BLACK	992387	21.95	L
KTM 105 SX	09-11	ORANGE KTM	992388	23.95	L
KTM 125 SX	98-06	BLACK	992389	21.95	L
KTM 125 SX	98-06	ORANGE KTM	993254	23.95	L
KTM 125 SX	07 -16	BLACK	992387	21.95	L
KTM 125 SX	07 -16	ORANGE KTM	992388	23.95	L

MODEL	YEAR	COLOR	PART #		
KTM CONTINUED					
KTM 125/200/250/300 EXC	94- 07	BLACK	992389	21.95	L
KTM 125/200/250/300 EXC	94- 07	ORANGE KTM	993254	23.95	L
KTM 125/200/250/300 EXC	08-16	ORANGE KTM	992388	23.95	L
KTM 125/200/250/300 EXC	08 -16	BLACK	992387	21.95	L
KTM 150 SX	09-16	BLACK	992387	21.95	L
KTM 150 SX	09-16	ORANGE KTM	992388	23.95	L
KTM 150 XC	10-15	BLACK	992387	21.95	L
KTM 150 XC	10-15	ORANGE KTM	992388	23.95	L
KTM 200 SX	98-04	BLACK	992389	21.95	L
KTM 200 SX	98-04	ORANGE KTM	993254	23.95	L
KTM 200 XC	06- 07	BLACK	992389	21.95	L
KTM 200 XC	06- 07	ORANGE KTM	993254	23.95	L
KTM 200 XC	08-09	BLACK	992387	21.95	L
KTM 200 XC	08-09	ORANGE KTM	992388	23.95	L
KTM 250 EXC-F	06- 07	BLACK	992389	21.95	L
KTM 250 EXC-F	06- 07	ORANGE KTM	993254	23.95	L
KTM 250 EXC-F	08-16	BLACK	992387	21.95	L
KTM 250 EXC-F	08-16	ORANGE KTM	992388	23.95	L
KTM 250 SX	94-06	BLACK	992389	21.95	L
KTM 250 SX	94-06	ORANGE KTM	993254	23.95	L
KTM 250 SX	07 -16	BLACK	992387	21.95	L
KTM 250 SX	07 -16	ORANGE KTM	992388	23.95	L
KTM 250 SX-F	05-06	BLACK	992389	21.95	L
KTM 250 SX-F	05-06	ORANGE KTM	993254	23.95	L

MODEL	YEAR	COLOR	PART #	
KTM CONTINUED				
KTM 250 SX-F	07 -16	BLACK	992387	21.95 L
KTM 250 SX-F	07 -16	ORANGE KTM	992388	23.95 L
KTM 250 XC-F	07-	BLACK	992389	21.95 L
KTM 250 XC-F	07-	ORANGE KTM	993254	23.95 L
KTM 250 XC-F	08-16	ORANGE KTM	992388	23.95 L
KTM 250 XC-F	08 -16	BLACK	992387	21.95 L
KTM 250/300 XC	06- 07	BLACK	992389	21.95 L
KTM 250/300 XC	06- 07	ORANGE KTM	993254	23.95 L
KTM 250/300 XC	08-16	BLACK	992387	21.95 L
KTM 250/300 XC	08-16	ORANGE KTM	992388	23.95 L
KTM 350 EXC-F	12-16	BLACK	992387	21.95 L
KTM 350 EXC-F	12-16	ORANGE KTM	992388	23.95 L
KTM 350 SX-F	11-16	BLACK	992387	21.95 L
KTM 350 SX-F	11-16	ORANGE KTM	992388	23.95 L
KTM 350 XC-F	11-16	BLACK	992387	21.95 L
KTM 350 XC-F	11-16	ORANGE KTM	992388	23.95 L
KTM 380 EXC	98-02	BLACK	992389	21.95 L
KTM 380 EXC	98-02	ORANGE KTM	993254	23.95 L
KTM 380 SX	98-02	BLACK	992389	21.95 L
KTM 380 SX	98-02	ORANGE KTM	993254	23.95 L
KTM 400 EXC	09-11	BLACK	992387	21.95 L
KTM 400 EXC	09-11	ORANGE KTM	992388	23.95 L
KTM 450 EXC	07-	BLACK	992389	21.95 L
KTM 450 EXC	07-	ORANGE KTM	993254	23.95 L
KTM 450 EXC	08-16	ORANGE KTM	992388	23.95 L
KTM 450 EXC	08 -16	BLACK	992387	21.95 L
KTM 450 SX-F	07 -16	BLACK	992387	21.95 L
KTM 450 SX-F	07 -16	ORANGE KTM	992388	23.95 L
KTM 450/505 XC-F	08-09	BLACK	992387	21.95 L
KTM 450/505 XC-F	08-09	ORANGE KTM	992388	23.95 L
KTM 450/505 XC-F	13-16	BLACK	992387	21.95 L
KTM 450/505 XC-F	13-16	ORANGE KTM	992388	23.95 L
KTM 450/525 SX	06-	BLACK	992389	21.95 L
KTM 450/525 SX	06-	ORANGE KTM	993254	23.95 L
KTM 450/525 XC	07-	BLACK	992389	21.95 L
KTM 450/525 XC	07-	ORANGE KTM	993254	23.95 L

MODEL	YEAR	COLOR	PART #	
KTM CONTINUED				
KTM 500 EXC	12-16	BLACK	992387	21.95 L
KTM 500 EXC	12-16	ORANGE KTM	992388	23.95 L
KTM 505 SX-F	07 -08	BLACK	992387	21.95 L
KTM 505 SX-F	07 -08	ORANGE KTM	992388	23.95 L
KTM 525 EXC	03- 07	BLACK	992389	21.95 L
KTM 525 EXC	03- 07	ORANGE KTM	993254	23.95 L
KTM 530 EXC	09-11	BLACK	992387	21.95 L
KTM 530 EXC	09-11	ORANGE KTM	992388	23.95 L
KTM 85SX	07-14	BLACK	992389	21.95 L
KTM 85SX	07-14	ORANGE KTM	993254	23.95 L
KTM 85SX	15-16	BLACK	992387	21.95 L
KTM 85SX	15-16	ORANGE KTM	992388	23.95 L
SUZUKI				
RM125/250	01-06	BLACK	992499	21.95 L
RM125/250	01-06	YELLOW RM01	992500	23.95 L
RMZ250	04-06	BLACK	992245	21.95 L
RMZ250	07-11	BLACK	992499	21.95 L
RMZ250	07-11	YELLOW RM01	992500	23.95 L
RMZ250	12-16	BLACK	992501	21.95 L
RMZ250	12-16	YELLOW RM01	992502	23.95 L
RMZ450	05-16	BLACK	992499	21.95 L
RMZ450	05-16	YELLOW RM01	992500	23.95 L
YAMAHA				
WR250F	07-16	BLACK	992591	21.95 L
WR250F	07-16	BLUE YAM98	992592	23.95 L
WR450F	03-06	BLACK	992593	21.95 L
WR450F	07-15	BLACK	992591	21.95 L
WR450F	07-15	BLUE YAM98	992592	23.95 L
YZ125/250	03-04	BLACK	992593	21.95 L
YZ125/250	05-07	BLACK	992594	21.95 L
YZ125/250	08-16	BLACK	992591	21.95 L
YZ125/250	08-16	BLUE YAM98	992592	23.95 L
YZ250F/450F	03-04	BLACK	992593	21.95 L
YZ250F/450F	05-06	BLACK	992594	21.95 L
YZ250F/450F	07-16	BLACK	992591	21.95 L
YZ250F/450F	07-16	BLUE YAM98	992592	23.95 L

- accessories
- body
- handlebar & grips
- cables & levers
- exhaust
- engine
- fuel & intake
- electrical & ignition
- clutch
- drive
- bearings
- brakes
- steering & suspension
- tires
- tools & shop

CHAIN SLIDERS




MODEL	YEAR	COLOR	PART #		
HONDA					
CR125R	02-07	BLACK	992084	21.95	L
CR125R	02-07	RED CR04	993367	23.95	L
CR250R	02-07	BLACK	992084	21.95	L
CR250R	02-07	RED CR04	993367	23.95	L
CRF250R	04-09	BLACK	992084	21.95	L
CRF250R	04-09	RED CR04	993367	23.95	L
CRF250R	10-13	BLACK	992085	21.95	L
CRF250R	10-13	RED CR04	992086	23.95	L
CRF250R	14-16	BLACK	992087	21.95	L
CRF250R	14-16	RED CR04	992088	23.95	L
CRF450R	02-08	BLACK	992084	21.95	L
CRF450R	02-08	RED CR04	993367	23.95	L
CRF450R	09-12	BLACK	992085	21.95	L
CRF450R	09-12	RED CR04	992086	23.95	L
CRF450R	13-16	BLACK	992087	21.95	L
CRF450R	13-16	RED CR04	992088	23.95	L
HUSQVARNA					
TC/TE 125/250; FC/FE 250/ 350/450	14-15	BLACK	992395	21.95	L
KAWASAKI					
KX125 / 250	04-08	BLACK	992249	21.95	L
KX250F	04-05	BLACK	992250	21.95	L
KX250F	06-08	BLACK	992251	21.95	L
KX250F	09-16	BLACK	992252	21.95	L
KX250F	09-16	GREEN 05	992253	23.95	L
KX450F	06-08	BLACK	992251	21.95	L
KX450F	09-15	BLACK	992252	21.95	L
KX450F	09-15	GREEN 05	992253	23.95	L
KX450F	16-	BLACK	993469	21.95	L
KX450F	16-	GREEN 05	993470	23.95	L
KTM					
KTM 105 SX	11-	BLACK	992390	21.95	L
KTM 105 SX	11-	ORANGE KTM	992391	23.95	L
KTM 105 SX	04-06	BLACK	992392	21.95	L
KTM 105 SX	09-10	BLACK	992393	21.95	L
KTM 105 SX	09-10	ORANGE KTM	992394	23.95	L
KTM 125 SX	07-10	BLACK	992393	21.95	L
KTM 125 SX	07-10	ORANGE KTM	992394	23.95	L
KTM 125 SX	11-	BLACK	992390	21.95	L
KTM 125 SX	11-	ORANGE KTM	992391	23.95	L

MODEL	YEAR	COLOR	PART #		
KTM CONTINUED					
KTM 125 SX	98-06	BLACK	992392	21.95	L
KTM 125 SX	12-16	BLACK	992395	21.95	L
KTM 125 SX	12-16	ORANGE KTM	992396	23.95	L
KTM 125/200/ 250/300 EXC	08-11	BLACK	992393	21.95	L
KTM 125/200/ 250/300 EXC	08-11	ORANGE KTM	992394	23.95	L
KTM 125/200/ 250/300 EXC	98-07	BLACK	992392	21.95	L
KTM 125/200/ 250/300 EXC	12-16	BLACK	992390	21.95	L
KTM 125/200/ 250/300 EXC	12-16	ORANGE KTM	992391	23.95	L
KTM 150 SX	11-	BLACK	992390	21.95	L
KTM 150 SX	11-	ORANGE KTM	992391	23.95	L
KTM 150 SX	09-10	BLACK	992393	21.95	L
KTM 150 SX	09-10	ORANGE KTM	992394	23.95	L
KTM 150 SX	12-16	BLACK	992395	21.95	L
KTM 150 SX	12-16	ORANGE KTM	992396	23.95	L
KTM 150 XC	11-	BLACK	992390	21.95	L
KTM 150 XC	11-	ORANGE KTM	992391	23.95	L
KTM 150 XC	10-	BLACK	992393	21.95	L
KTM 150 XC	10-	ORANGE KTM	992394	23.95	L
KTM 150 XC	12-15	BLACK	992395	21.95	L
KTM 150 XC	12-15	ORANGE KTM	992396	23.95	L
KTM 200 SX	98-04	BLACK	992392	21.95	L
KTM 200 XC	06-07	BLACK	992392	21.95	L
KTM 200 XC	08-09	BLACK	992393	21.95	L
KTM 200 XC	08-09	ORANGE KTM	992394	23.95	L
KTM 250 EXC-F	08-11	BLACK	992393	21.95	L
KTM 250 EXC-F	08-11	ORANGE KTM	992394	23.95	L
KTM 250 EXC-F	06-07	BLACK	992392	21.95	L
KTM 250 EXC-F	12-16	BLACK	992390	21.95	L
KTM 250 EXC-F	12-16	ORANGE KTM	992391	23.95	L
KTM 250 SX	07-10	BLACK	992393	21.95	L
KTM 250 SX	07-10	ORANGE KTM	992394	23.95	L
KTM 250 SX	11-	BLACK	992390	21.95	L
KTM 250 SX	11-	ORANGE KTM	992391	23.95	L
KTM 250 SX	98-06	BLACK	992392	21.95	L

MODEL	YEAR	COLOR	PART #	
KTM CONTINUED				
KTM 250 SX	12-16	BLACK	992395	21.95 L
KTM 250 SX	12-16	ORANGE KTM	992396	23.95 L
KTM 250 SX-F	07-10	BLACK	992393	21.95 L
KTM 250 SX-F	07-10	ORANGE KTM	992394	23.95 L
KTM 250 SX-F	11-16	BLACK	992395	21.95 L
KTM 250 SX-F	11-16	ORANGE KTM	992396	23.95 L
KTM 250 XC-F	07-	BLACK	992392	21.95 L
KTM 250 XC-F	08-10	BLACK	992393	21.95 L
KTM 250 XC-F	08-10	ORANGE KTM	992394	23.95 L
KTM 250 XC-F	11-16	BLACK	992395	21.95 L
KTM 250 XC-F	11-16	ORANGE KTM	992396	23.95 L
KTM 250/300 XC	11-	BLACK	992390	21.95 L
KTM 250/300 XC	11-	ORANGE KTM	992391	23.95 L
KTM 250/300 XC	06-07	BLACK	992392	21.95 L
KTM 250/300 XC	08-10	BLACK	992393	21.95 L
KTM 250/300 XC	08-10	ORANGE KTM	992394	23.95 L
KTM 250/300 XC	12-16	BLACK	992395	21.95 L
KTM 250/300 XC	12-16	ORANGE KTM	992396	23.95 L
KTM 350 EXC-F	12-16	BLACK	992390	21.95 L
KTM 350 EXC-F	12-16	ORANGE KTM	992391	23.95 L
KTM 350 SX-F	11-16	BLACK	992395	21.95 L
KTM 350 SX-F	11-16	ORANGE KTM	992396	23.95 L
KTM 350 XC-F	11-16	BLACK	992395	21.95 L
KTM 350 XC-F	11-16	ORANGE KTM	992396	23.95 L
KTM 380 EXC	98-02	BLACK	992392	21.95 L
KTM 380 SX	98-02	BLACK	992392	21.95 L
KTM 400 EXC	09-11	BLACK	992393	21.95 L
KTM 400 EXC	09-11	ORANGE KTM	992394	23.95 L
KTM 450 EXC	08-11	BLACK	992393	21.95 L
KTM 450 EXC	08-11	ORANGE KTM	992394	23.95 L
KTM 450 EXC	07-	BLACK	992392	21.95 L
KTM 450 EXC	12-16	BLACK	992390	21.95 L
KTM 450 EXC	12-16	ORANGE KTM	992391	23.95 L
KTM 450 SX-F	07-10	BLACK	992393	21.95 L
KTM 450 SX-F	07-10	ORANGE KTM	992394	23.95 L
KTM 450 SX-F	11-16	BLACK	992395	21.95 L
KTM 450 SX-F	11-16	ORANGE KTM	992396	23.95 L
KTM 450/505 XC-F	08-09	BLACK	992393	21.95 L

MODEL	YEAR	COLOR	PART #	
KTM CONTINUED				
KTM 450/505 XC-F	08-09	ORANGE KTM	992394	23.95 L
KTM 450/505 XC-F	12-16	BLACK	992395	21.95 L
KTM 450/505 XC-F	12-16	ORANGE KTM	992396	23.95 L
KTM 450/525 SX	06-	BLACK	992392	21.95 L
KTM 450/525 XC	07-	BLACK	992392	21.95 L
KTM 500 EXC	12-16	BLACK	992390	21.95 L
KTM 500 EXC	12-16	ORANGE KTM	992391	23.95 L
KTM 505 SX-F	07-08	BLACK	992393	21.95 L
KTM 505 SX-F	07-08	ORANGE KTM	992394	23.95 L
KTM 525 EXC	03-07	BLACK	992392	21.95 L
KTM 530 EXC	09-11	BLACK	992393	21.95 L
KTM 530 EXC	09-11	ORANGE KTM	992394	23.95 L
KTM 85 SX	03-14	ORANGE KTM	992397	23.95 L
KTM 85 SX	03-14	BLACK	992398	21.95 L
SUZUKI				
RM125 / 250	01-08	BLACK	992503	21.95 L
RMZ250	04-06	BLACK	992250	21.95 L
RMZ250	07-09	BLACK	992503	21.95 L
RMZ250	10-16	BLACK	992504	21.95 L
RMZ250	10-16	YELLOW RM01	992505	23.95 L
RMZ450	05-06	BLACK	992503	21.95 L
RMZ450	07-	BLACK	992504	21.95 L
RMZ450	07-	YELLOW RM01	992505	23.95 L
RMZ450	08-09	BLACK	992503	21.95 L
RMZ450	10-16	BLACK	992504	21.95 L
RMZ450	10-16	YELLOW RM01	992505	23.95 L
YAMAHA				
WR250F	07-14	BLACK	992595	21.95 L
WR250F	07-14	BLUE YAM98	993394	23.95 L
WR250F	15-16	BLACK	992597	21.95 L
WR250F	15-16	BLUE YAM98	992598	23.95 L
WR450F	07-15	BLACK	992595	21.95 L
WR450F	07-15	BLUE YAM98	993394	23.95 L
YZ125/250	02-04	BLACK	992596	21.95 L
YZ125/250	08-16	BLACK	992595	21.95 L
YZ125/250	08-16	BLUE YAM98	993394	23.95 L
YZ250F/ YZ450F	09-16	BLACK	992597	21.95 L
YZ250F/ YZ450F	07-08	BLACK	992595	21.95 L
YZ250F/ YZ450F	07-08	BLUE YAM98	993394	23.95 L
YZ250F/ YZ450F	09-16	BLUE YAM98	992598	23.95 L

- accessories
- body**
- handlebar & grips
- cables & levers
- exhaust
- engine
- fuel & intake
- electrical & ignition
- clutch
- drive
- bearings
- brakes
- steering & suspension
- tires
- tools & shop

CHAIN SLIDING PIECE




MODEL	YEAR	COLOR	PART #		
HUSQVARNA					
TC 125/250; FC 250/350/450	14-15	BLACK	993290	10.45	L
TE 125/250; FE 250/350/450	14-16	BLACK	993290	10.45	L
KTM					
KTM 105 SX	04-06	BLACK	992399	10.45	L
KTM 105 SX	04-06	ORANGE KTM	993270	10.45	L
KTM 105 SX	11-	BLACK	993290	10.45	L
KTM 105 SX	11-	ORANGE KTM	993291	10.45	L
KTM 125 SX	04-06	BLACK	992399	10.45	L
KTM 125 SX	04-06	ORANGE KTM	993270	10.45	L
KTM 125/200/ 250/300 EXC	04-07	BLACK	992399	10.45	L
KTM 125/200/ 250/300 EXC	04-07	ORANGE KTM	993270	10.45	L
KTM 200 SX	04-	BLACK	992399	10.45	L
KTM 200 SX	04-	ORANGE KTM	993270	10.45	L
KTM 200 XC	06-07	BLACK	992399	10.45	L
KTM 200 XC	06-07	ORANGE KTM	993270	10.45	L
KTM 250 EXC-F	06-07	ORANGE KTM	993270	10.45	L
KTM 250 EXC-F	06-07	BLACK	992399	10.45	L
KTM 250 SX	04-06	BLACK	992399	10.45	L
KTM 250 SX	04-06	ORANGE KTM	993270	10.45	L
KTM 250 SX	11-16	BLACK	993290	10.45	L
KTM 250 SX	11-16	ORANGE KTM	993291	10.45	L
KTM 250 SX-F	05-06	BLACK	992399	10.45	L
KTM 250 SX-F	05-06	ORANGE KTM	993270	10.45	L
KTM 250 XC-F	07-	BLACK	992399	10.45	L
KTM 250 XC-F	07-	ORANGE KTM	993270	10.45	L
KTM 250/300 XC	06-07	BLACK	992399	10.45	L
KTM 250/300 XC	06-07	ORANGE KTM	993270	10.45	L
KTM 450 EXC	07-	BLACK	992399	10.45	L
KTM 450 EXC	07-	ORANGE KTM	993270	10.45	L

MODEL	YEAR	COLOR	PART #		
KTM CONTINUED					
KTM 450/525 SX	06-	BLACK	992399	10.45	L
KTM 450/525 SX	06-	ORANGE KTM	993270	10.45	L
KTM 450/525 XC	07-	BLACK	992399	10.45	L
KTM 450/525 XC	07-	ORANGE KTM	993270	10.45	L
KTM 85 SX	05-16	BLACK	992399	10.45	L
KTM 85 SX	05-16	ORANGE KTM	993270	10.45	L
KTM EXC 125/ 200/250/300/ 450/500; EXC- F 250/350	12-16	BLACK	993290	10.45	L
KTM EXC 125/ 200/250/300/ 450/500; EXC- F 250/350	12-16	ORANGE KTM	993291	10.45	L
KTM EXC 125/ 200/250/300/ 450; EXC-F 250	08-11	BLACK	993284	10.45	L
KTM EXC 125/ 200/250/300/ 450; EXC-F 250	08-11	ORANGE KTM	993285	10.45	L
KTM SX 105/ 125/250; SX-F 250	07-10	BLACK	993284	10.45	L
KTM SX 105/ 125/250; SX-F 250	07-10	ORANGE KTM	993285	10.45	L
KTM SX125/150/250; SX-F 250/350/450	11-15	BLACK	993290	10.45	L
KTM SX125/150/250; SX-F 250/350/450	11-15	ORANGE KTM	993291	10.45	L
KTM SX125/150; SX-F250/350/450; XC 250/300; XC-F250/350/450	16-	BLACK	993302	10.45	L
KTM SX125/150; SX-F250/350/450; XC 250/300; XC-F250/350/450	16-	ORANGE KTM	993303	10.45	L
KTM XC 150	11-	BLACK	993290	10.45	L
KTM XC 150	11-	ORANGE KTM	993291	10.45	L
KTM XC 150/ 200/300; XC-F 250/450/505	08-10	BLACK	993284	10.45	L
KTM XC 150/ 200/300; XC-F 250/450/505	08-10	ORANGE KTM	993285	10.45	L
KTM XC 250/300; XC-F 250/350/450/505	11-15	BLACK	993290	10.45	L
KTM XC 250/300; XC-F 250/350/450/505	11-15	ORANGE KTM	993291	10.45	L



FORK GUARDS

MODEL	YEAR	COLOR	PART #
GAS GAS			
EC125/EC-E125/EC200/EC-E200/EC250/EC-E250/EC300/EC-E300/EC450/EC-E450	06-15	BLACK	992403 33.95 L
EC125/EC-E125/EC200/EC-E200/EC250/EC-E250/EC300/EC-E300/EC450/EC-E450	06-15	WHITE	993366 33.95 L
HONDA			
Universal Fork Guards	06-16	BLACK	992403 33.95 L
Universal Fork Guards	06-16	WHITE	993366 33.95 L
CR125R	95-03	BLACK	992091 33.95 L
CR125R	04-07	BLACK	992092 33.95 L
CR125R	04-07	RED CR04	992093 33.95 L
CR125R OEM Color	95-03	WHITE	992094 33.95 L
CR125R OEM Color	04-07	WHITE	992095 33.95 L
CR250R	95-03	BLACK	992091 33.95 L
CR250R	04-07	BLACK	992092 33.95 L
CR250R	04-07	RED CR04	992093 33.95 L
CR250R OEM Color	95-03	WHITE	992094 33.95 L
CR250R OEM Color	04-07	WHITE	992095 33.95 L
CR500R	95-02	BLACK	992091 33.95 L
CR500R OEM Color	95-02	WHITE	992094 33.95 L
CRF150R OEM Color	07-16	WHITE	992096 33.95 L
CRF250R	04-16	BLACK	992092 33.95 L
CRF250R	04-16	RED CR04	992093 33.95 L
CRF250R OEM Color	04-16	WHITE	992095 33.95 L
CRF450R	02-03	BLACK	992091 33.95 L
CRF450R	04-16	BLACK	992092 33.95 L
CRF450R	04-16	RED CR04	992093 33.95 L
CRF450R OEM Color	02-03	WHITE	992094 33.95 L
CRF450R OEM Color	04-16	WHITE	992095 33.95 L
HUSQVARNA			
TC 125/250; FC 250/350/450	14-	WHITE KTM	992090 33.95 L
TC 125/250; FC 250/350/450	14-	BLACK	992403 33.95 L
TC 125/250; FC 250/350/450	15-16	WHITE KTM	993210 33.95 L
TC 125/250; FC 250/350/450	15-16	BLACK	993211 33.95 L
TE 125/250; FE 250/350/450	16-	WHITE KTM	993210 33.95 L
TE 125/250; FE 250/350/450	16-	BLACK	993211 33.95 L
TE 125/250; FE 250/350/450	14-15	WHITE KTM	992090 33.95 L
TE 125/250; FE 250/350/450	14-15	BLACK	992403 33.95 L

MODEL	YEAR	COLOR	PART #
KAWASAKI			
KX125 / 250	04-08	BLACK	992254 33.95 L
KX125 / 250 OEM Color	94-03	WHITE	992255 33.95 L
KX125 / 250 OEM Color	04-08	WHITE	992256 33.95 L
KX250F	04-05	BLACK	992254 33.95 L
KX250F	06-08	BLACK	992257 33.95 L
KX250F	09-16	WHITE	992258 33.95 L
KX250F OEM Color	04-05	WHITE	992256 33.95 L
KX250F OEM Color	06-08	WHITE	992259 33.95 L
KX250F OEM Color	09-16	BLACK	992260 33.95 L
KX450F	06-08	BLACK	992257 33.95 L
KX450F (2016 design)	09-16	WHITE	992258 33.95 L
KX450F OEM Color	06-08	WHITE	992259 33.95 L
KX450F OEM Color (2016 design)	09-16	BLACK	992260 33.95 L
KX500 OEM Color	94-03	WHITE	992255 33.95 L
KTM			
KTM 125/200/250/300 EXC	16-	ORANGE KTM	993209 33.95 L
KTM 125/200/250/300 EXC	16-	BLACK	993211 33.95 L
KTM 125/200/250/300 EXC OEM Color	16-	WHITE KTM	993210 33.95 L
KTM 125/200/250/300 EXC OEM Color 03-05	03-07	BLACK	992400 33.95 L
KTM 125/200/250/300 EXC OEM Color 06-07	03-07	ORANGE KTM	992401 33.95 L
KTM 125/200/250/300 EXC OEM Color 08-09	08-15	ORANGE KTM	992402 33.95 L
KTM 125/200/250/300 EXC OEM Color 10	08-15	BLACK	992403 33.95 L
KTM 125/200/250/300 EXC OEM Color 11-15	08-15	WHITE KTM	992090 33.95 L
KTM 125/250 SX	15-16	ORANGE KTM	993209 33.95 L
KTM 125/250 SX	15-16	BLACK	993211 33.95 L
KTM 125/250 SX	08-14	ORANGE KTM	992402 33.95 L
KTM 125/250 SX OEM Color 06-07	03-07	ORANGE KTM	992401 33.95 L
KTM 125/250 SX OEM Color	15-16	WHITE KTM	993210 33.95 L
KTM 125/250 SX OEM Color 03-05	03-07	BLACK	992400 33.95 L
KTM 125/250 SX OEM Color 08-10	08-14	BLACK	992403 33.95 L
KTM 125/250 SX OEM Color 11-14	08-14	WHITE KTM	992090 33.95 L
KTM 150 SX	15-16	ORANGE KTM	993209 33.95 L
KTM 150 SX	15-16	BLACK	993211 33.95 L
KTM 150 SX	09-14	ORANGE KTM	992402 33.95 L
KTM 150 SX OEM Color	15-16	WHITE KTM	993210 33.95 L
KTM 150 SX OEM Color	09-14	WHITE KTM	992090 33.95 L
KTM 150 SX OEM Color 06-10	09-14	BLACK	992403 33.95 L

- accessories
- body
- handlebar & grips
- cables & levers
- exhaust
- engine
- fuel & intake
- electrical & ignition
- clutch
- drive
- bearings
- brakes
- steering & suspension
- tires
- tools & shop

- accessories
- body
- handlebar & grips
- cables & levers
- exhaust
- engine
- fuel & intake
- electrical & ignition
- clutch
- drive
- bearings
- brakes
- steering & suspension
- tires
- tools & shop

MODEL	YEAR	COLOR	PART #
KTM CONTINUED			
KTM 150 XC	15-16	ORANGE KTM	993209 33.95 L
KTM 150 XC	15-16	BLACK	993211 33.95 L
KTM 150 XC	10-14	ORANGE KTM	992402 33.95 L
KTM 150 XC OEM Color	15-16	WHITE KTM	993210 33.95 L
KTM 150 XC OEM Color 10	10-14	BLACK	992403 33.95 L
KTM 150 XC OEM Color 11-15	10-14	WHITE KTM	992090 33.95 L
KTM 200 SX	03-04	ORANGE	992401 33.95 L
KTM 200 SX OEM Color	03-04	BLACK	992400 33.95 L
KTM 200 XC	06-07	BLACK	992400 33.95 L
KTM 200 XC	08-09	WHITE KTM	992090 33.95 L
KTM 200 XC	08-09	BLACK	992403 33.95 L
KTM 200 XC OEM Color	08-09	ORANGE KTM	992402 33.95 L
KTM 200 XC OEM Color 06-07	06-07	ORANGE KTM	992401 33.95 L
KTM 250 EXC-F	16-	ORANGE KTM	993209 33.95 L
KTM 250 EXC-F	16-	BLACK	993211 33.95 L
KTM 250 EXC-F	06-07	BLACK	992400 33.95 L
KTM 250 EXC-F OEM Color 06-07	06-07	ORANGE KTM	992401 33.95 L
KTM 250 EXC-F OEM Color 08-09	08-15	ORANGE KTM	992402 33.95 L
KTM 250 EXC-F OEM Color	16-	WHITE KTM	993210 33.95 L
KTM 250 EXC-F OEM Color 10	08-15	BLACK	992403 33.95 L
KTM 250 EXC-F OEM Color 11-15	08-15	WHITE KTM	992090 33.95 L
KTM 250 SX-F	15-16	ORANGE KTM	993209 33.95 L
KTM 250 SX-F	15-16	BLACK	993211 33.95 L
KTM 250 SX-F	08-14	ORANGE KTM	992402 33.95 L
KTM 250 SX-F OEM Color	15-16	WHITE KTM	993210 33.95 L
KTM 250 SX-F OEM Color 05	05-07	BLACK	992400 33.95 L
KTM 250 SX-F OEM Color 06-07	05-07	ORANGE KTM	992401 33.95 L
KTM 250 SX-F OEM Color 08-10	08-14	BLACK	992403 33.95 L
KTM 250 SX-F OEM Color 11-15	08-14	WHITE KTM	992090 33.95 L
KTM 250 XC-F	07-	BLACK	992400 33.95 L
KTM 250 XC-F	15-16	ORANGE KTM	993209 33.95 L
KTM 250 XC-F	15-16	BLACK	993211 33.95 L
KTM 250 XC-F OEM Color	15-16	WHITE KTM	993210 33.95 L
KTM 250 XC-F OEM Color 07	07-	ORANGE KTM	992401 33.95 L
KTM 250 XC-F OEM Color 08-09	08-14	ORANGE KTM	992402 33.95 L
KTM 250 XC-F OEM Color 10	08-14	BLACK	992403 33.95 L

MODEL	YEAR	COLOR	PART #
KTM CONTINUED			
KTM 250 XC-F OEM Color 11-14	08-14	WHITE KTM	992090 33.95 L
KTM 250/300 XC	15-16	ORANGE KTM	993209 33.95 L
KTM 250/300 XC	15-16	BLACK	993211 33.95 L
KTM 250/300 XC	06-07	BLACK	992400 33.95 L
KTM 250/300 XC OEM Color	15-16	WHITE KTM	993210 33.95 L
KTM 250/300 XC OEM Color 06-07	06-07	ORANGE KTM	992401 33.95 L
KTM 250/300 XC OEM Color 08-09	08-14	ORANGE KTM	992402 33.95 L
KTM 250/300 XC OEM Color 10	08-14	BLACK	992403 33.95 L
KTM 250/300 XC OEM Color 11-15	08-14	WHITE KTM	992090 33.95 L
KTM 350 EXC-F	12-15	ORANGE KTM	992402 33.95 L
KTM 350 EXC-F	12-15	BLACK	992403 33.95 L
KTM 350 EXC-F	16-	ORANGE KTM	993209 33.95 L
KTM 350 EXC-F	16-	BLACK	993211 33.95 L
KTM 350 EXC-F OEM Color	12-15	WHITE KTM	992090 33.95 L
KTM 350 EXC-F OEM Color	16-	WHITE KTM	993210 33.95 L
KTM 350 SX-F	15-16	ORANGE KTM	993209 33.95 L
KTM 350 SX-F	15-16	BLACK	993211 33.95 L
KTM 350 SX-F	11-14	ORANGE KTM	992402 33.95 L
KTM 350 SX-F OEM Color	15-16	WHITE KTM	993210 33.95 L
KTM 350 SX-F OEM Color 08-10	11-14	BLACK	992403 33.95 L
KTM 350 SX-F OEM Color 11-14	11-14	WHITE KTM	992090 33.95 L
KTM 350 XC-F	11-14	ORANGE KTM	992402 33.95 L
KTM 350 XC-F	11-14	BLACK	992403 33.95 L
KTM 350 XC-F	15-16	ORANGE KTM	993209 33.95 L
KTM 350 XC-F	15-16	BLACK	993211 33.95 L
KTM 350 XC-F OEM Color	11-14	WHITE KTM	992090 33.95 L
KTM 350 XC-F OEM Color	15-16	WHITE KTM	993210 33.95 L
KTM 400 EXC	09-11	ORANGE KTM	992402 33.95 L
KTM 400 EXC	09-11	BLACK	992403 33.95 L
KTM 400 EXC OEM Color	09-11	WHITE KTM	992090 33.95 L
KTM 450 EXC	07-	BLACK	992400 33.95 L
KTM 450 EXC	16-	ORANGE KTM	993209 33.95 L
KTM 450 EXC	16-	BLACK	993211 33.95 L
KTM 450 EXC OEM Color	16-	WHITE KTM	993210 33.95 L
KTM 450 EXC OEM Color	07-	ORANGE KTM	992401 33.95 L

MODEL	YEAR	COLOR	PART #
KTM CONTINUED			
KTM 450 EXC OEM Color 08-09	08-15	ORANGE KTM	992402 33.95 L
KTM 450 EXC OEM Color 10	08-15	BLACK	992403 33.95 L
KTM 450 EXC OEM Color 11-15	08-15	WHITE KTM	992090 33.95 L
KTM 450 SX-F	15-16	ORANGE KTM	993209 33.95 L
KTM 450 SX-F	15-16	BLACK	993211 33.95 L
KTM 450 SX-F	07-	BLACK	992400 33.95 L
KTM 450 SX-F	08-14	ORANGE KTM	992402 33.95 L
KTM 450 SX-F OEM Color	15-16	WHITE KTM	993210 33.95 L
KTM 450 SX-F OEM Color	07-	ORANGE KTM	992401 33.95 L
KTM 450 SX-F OEM Color 08-10	08-14	BLACK	992403 33.95 L
KTM 450 SX-F OEM Color 11-14	08-14	WHITE KTM	992090 33.95 L
KTM 450 XC-F	13-14	BLACK	992403 33.95 L
KTM 450 XC-F	13-14	ORANGE KTM	992402 33.95 L
KTM 450 XC-F	15-16	ORANGE KTM	993209 33.95 L
KTM 450 XC-F	15-16	BLACK	993211 33.95 L
KTM 450 XC-F OEM Color	13-14	WHITE KTM	992090 33.95 L
KTM 450 XC-F OEM Color	15-16	WHITE KTM	993210 33.95 L
KTM 450/505 XC-F	08-09	WHITE KTM	992090 33.95 L
KTM 450/505 XC-F	08-09	BLACK	992403 33.95 L
KTM 450/505 XC-F OEM Color	08-09	ORANGE KTM	992402 33.95 L
KTM 450/525 SX	06-	ORANGE KTM	992401 33.95 L
KTM 450/525 SX OEM Color	06-	BLACK	992400 33.95 L
KTM 450/525 XC	07-	BLACK	992400 33.95 L
KTM 450/525 XC OEM Color	07-	ORANGE KTM	992401 33.95 L
KTM 500 EXC	12-15	ORANGE KTM	992402 33.95 L
KTM 500 EXC	16-	ORANGE KTM	993209 33.95 L
KTM 500 EXC	12-15	BLACK	992403 33.95 L
KTM 500 EXC	16-	BLACK	993211 33.95 L
KTM 500 EXC OEM Color	16-	WHITE KTM	993210 33.95 L
KTM 500 EXC OEM Color 11-15	12-15	WHITE KTM	992090 33.95 L
KTM 505 SX-F	07-	BLACK	992400 33.95 L
KTM 505 SX-F	08-	WHITE KTM	992090 33.95 L
KTM 505 SX-F	08-	ORANGE KTM	992402 33.95 L
KTM 505 SX-F OEM Color	07-	ORANGE KTM	992401 33.95 L
KTM 505 SX-F OEM Color	08-	BLACK	992403 33.95 L
KTM 525 EXC OEM Color 03-05	03-07	BLACK	992400 33.95 L

MODEL	YEAR	COLOR	PART #
KTM CONTINUED			
KTM 525 EXC OEM Color 06-07	03-07	ORANGE	992401 33.95 L
KTM 530 EXC OEM Color	09-11	WHITE KTM	992090 33.95 L
KTM 530 EXC OEM Color 09	09-11	BLACK	992403 33.95 L
KTM 530 EXC OEM Color 10	09-11	ORANGE KTM	992402 33.95 L
SUZUKI			
RM125 / 250	07-08	BLACK	992506 33.95 L
RM125 / 250 OEM Color	01-06	WHITE	992507 33.95 L
RM125 / 250 OEM Color	07-08	WHITE	992508 33.95 L
RMZ250	04-06	BLACK	992254 33.95 L
RMZ250 OEM Color	04-06	WHITE	992256 33.95 L
RMZ250 OEM Color 07-11	07-16	WHITE	992508 33.95 L
RMZ250 OEM Color 12-16	07-16	BLACK	992506 33.95 L
RMZ450 OEM Color 08-11	08-16	WHITE	992508 33.95 L
RMZ450 OEM Color 12-16	08-16	BLACK	992506 33.95 L
YAMAHA			
WR250F	05-	BLACK	992599 33.95 L
WR250F	06-14	BLACK	992600 33.95 L
WR250F OEM Color	05-	WHITE	992601 33.95 L
WR250F OEM Color	06-14	WHITE	992602 33.95 L
WR250R	09-13	BLACK	992599 33.95 L
WR250R OEM Color	09-13	WHITE	992601 33.95 L
WR250Z OEM Color	98-	WHITE	992605 33.95 L
WR450F	05-	BLACK	992599 33.95 L
WR450F	06-15	BLACK	992600 33.95 L
WR450F OEM Color	05-	WHITE	992601 33.95 L
WR450F OEM Color	06-15	WHITE	992602 33.95 L
YZ125/250	05-07	BLACK	992599 33.95 L
YZ125/250	08-14	BLACK	992603 33.95 L
YZ125/250	15-16	BLACK	992606 33.95 L
YZ125/250 OEM Color	96-04	WHITE	992605 33.95 L
YZ125/250 OEM Color	05-07	WHITE	992601 33.95 L
YZ125/250 OEM Color	15-16	WHITE	992607 33.95 L
YZ125/250 OEM Color 08-14	08-14	WHITE	992604 33.95 L
YZ250F	05-07	BLACK	992599 33.95 L
YZ250F	08-09	BLACK	992603 33.95 L
YZ250F	10-16	BLACK	992606 33.95 L
YZ250F OEM Color	01-04	WHITE	992605 33.95 L
YZ250F OEM Color	05-07	WHITE	992601 33.95 L
YZ250F OEM Color	10-16	WHITE	992607 33.95 L
YZ250F OEM Color	08-09	WHITE	992604 33.95 L
YZ400F OEM Color	98-99	WHITE	992605 33.95 L
YZ426F OEM Color	00-01	WHITE	992605 33.95 L
YZ450F	05-07	BLACK	992599 33.95 L
YZ450F	08-09	BLACK	992603 33.95 L
YZ450F	10-16	BLACK	992606 33.95 L
YZ450F OEM Color	05-07	WHITE	992601 33.95 L
YZ450F OEM Color	08-09	WHITE	992604 33.95 L
YZ450F OEM Color	10-16	WHITE	992607 33.95 L

accessories
body
handlebar & grips
cables & levers
exhaust
engine
fuel & intake
electrical & ignition
clutch
drive
bearings
brakes
steering & suspension
tires
tools & shop

DIRT BIKE FENDERS

Our top-quality, shiny polypropylene plastic body parts utilize all stock mounting hardware.

These parts are virtually unbreakable - even under the toughest treatment.

We feel so strongly about our quality that we offer a limited ONE YEAR WARRANTY on all Maier molded dirt bike parts.



MM123021



MM123022



MM123025



MM123331



MM123312



MM123332



MM123335



MM123515



MM123516



MM123602



MM123606



MM124615

HONDA FRONT DIRT BIKE

XR75	77-78	RED	MM136006	41.30	B
		ORANGE	MM136005	41.30	B
CRF80F	04-12	FIGHTING RED	MM1350512	69.66	B
XR80	79-82	RED	MM136006	41.30	B
		ORANGE	MM136005	41.30	B
XR80	85-00	WHITE	MM135041	60.39	B
		RED	MM135046	60.39	B
		ORANGE	MM135045	60.39	B
		FIGHTING RED	MM1350412	60.39	B
XR80	01-04	FIGHTING RED	MM1350512	69.66	B
CRF100F	04-12	FIGHTING RED	MM1350512	69.66	B
XR100	85-00	WHITE	MM135041	60.39	B
		RED	MM135046	60.39	B
		ORANGE	MM135045	60.39	B
		FIGHTING RED	MM1350412	60.39	B
XR100	01-04	FIGHTING RED	MM1350512	69.66	B
CR125	78-82	RED	MM123506	74.90	B
		ORANGE	MM123505	74.90	B
CR125	83-99	BLACK	MM123602	74.90	B
		RED	MM123606	74.90	B
		ORANGE	MM123605	74.90	B
XR200R	81-83	RED	MM123506	74.90	B
		ORANGE	MM123505	74.90	B
XR200R	84-85	RED	MM123516	79.23	B
		ORANGE	MM123515	79.23	B
XR200R	86-03	WHITE	MM123331	74.90	B
		BLACK	MM123332	74.90	B
		RED	MM123336	74.90	B
		ORANGE	MM123335	74.90	B
		FIGHTING RED	MM1233312	74.90	B

HONDA FRONT DIRT BIKE CONTINUED

CR250	78-82	RED	MM123506	74.90	B
		ORANGE	MM123505	74.90	B
CR250	83-99	RED	MM123506	74.90	B
		ORANGE	MM123505	74.90	B
XR250L	91-96	WHITE	MM123331	74.90	B
		BLACK	MM123332	74.90	B
		ORANGE	MM123335	74.90	B
		RED	MM123336	74.90	B
		FIGHTING RED	MM1233312	74.90	B
XR250R	79-82	RED	MM123506	74.90	B
		ORANGE	MM123505	74.90	B
XR250R	83-84	RED	MM123516	79.23	B
		ORANGE	MM123515	79.23	B
XR250R	86-95	BLACK	MM123332	74.90	B
		WHITE	MM123331	74.90	B
		ORANGE	MM123335	74.90	B
		RED	MM123336	74.90	B
		FIGHTING RED	MM1233312	74.90	B
XR350R	83-84	RED	MM123516	79.23	B
		ORANGE	MM123515	79.23	B
		FIGHTING RED	MM1233312	74.90	B
XR350R	85	BLACK	MM123332	74.90	B
		WHITE	MM123331	74.90	B
		ORANGE	MM123335	74.90	B
		RED	MM123336	74.90	B
		FIGHTING RED	MM1233312	74.90	B
CR450	81	RED	MM123506	74.90	B
		ORANGE	MM123505	74.90	B
CR480	82	RED	MM123506	74.90	B
		ORANGE	MM123505	74.90	B
CR480	83	RED	MM123606	74.90	B
		ORANGE	MM123605	74.90	B



DIRT BIKE FENDERS CONTINUED



MM123505



MM135041



MM135045



MM135046



MM136005



MM136006



MM144723

HONDA FRONT DIRT BIKE CONTINUED					
CR500	84-01	BLACK	MM123602	74.90	B
		RED	MM123606	74.90	B
		ORANGE	MM123605	74.90	B
XR500	79-80	RED	MM123506	74.90	B
		ORANGE	MM123505	74.90	B
XR500R	81-82	RED	MM123506	74.90	B
		ORANGE	MM123505	74.90	B
XR500R	83-84	RED	MM123516	79.23	B
		ORANGE	MM123515	79.23	B
XR600R	85-00	WHITE	MM123331	74.90	B
		BLACK	MM123332	74.90	B
		RED	MM123336	74.90	B
		ORANGE	MM123335	74.90	B
		FIGHTING RED	MM1233312	74.90	B
XR650L	93-08	WHITE	MM123331	74.90	B
		BLACK	MM123332	74.90	B
		ORANGE	MM123335	74.90	B
		RED	MM123336	74.90	B
		FIGHTING RED	MM1233312	74.90	B

HONDA REAR DIRT BIKE					
XR75	77-78	RED	MM135006	41.00	B
		ORANGE	MM135005	41.00	B
		WHITE	MM135001	38.95	B
CR80	85-95	RED	-----		
		BLACK	MM129522	36.55	B
		WHITE	MM129521	36.55	B
XR80	79-82	RED	MM135006	41.00	B
		ORANGE	MM135005	41.00	B
		WHITE	MM135001	38.95	B
XR80	83-84	ORANGE	MM135015	42.27	B

HONDA REAR DIRT BIKE CONTINUED					
XR80	85-00	WHITE	MM135021	45.94	B
		RED	MM135026	45.94	B
		ORANGE	MM135025	45.94	B
XR80	01-04	FIGHTING RED	MM1350212	45.94	B
		FIGHTING RED	MM1350312	49.85	B
CRF100F	04-12	RED	-----		
XR100	83-84	ORANGE	MM135015	42.27	B
		WHITE	MM135021	45.94	B
XR100	85-00	RED	MM135026	45.94	B
		ORANGE	MM135025	45.94	B
		FIGHTING RED	MM1350212	45.94	B
XR100	01-03	FIGHTING RED	MM1350312	49.85	B
CR125	83-84	RED	-----		
		ORANGE	MM124615	57.88	B
CR125	85-90	RED	MM124626	66.37	B
		ORANGE	MM124625	66.37	B
		BLACK	MM124622	61.95	B
XR200R	81-83	WHITE	MM124621	61.95	B
		RED	MM123306	59.30	B
XR200R	84-88	ORANGE	MM123305	59.30	B
		RED	MM123326	44.39	B
XR200R	90-03	ORANGE	MM123325	44.39	B
		WHITE	MM123311	46.18	B
		FIGHTING RED	MM1233112	46.18	B
CR250	81-82	RED	MM124606	57.88	B
		ORANGE	MM124605	54.95	B
CR250	83-84	RED	-----		
		ORANGE	MM124615	57.88	B
		RED	MM124626	66.37	B
CR250	85-89	ORANGE	MM124625	66.37	B
		BLACK	MM124622	61.95	B
		WHITE	MM124621	61.95	B
		WHITE	MM124621	61.95	B

NOVUS PLASTIC POLISH

Recommended for: Plexiglas • Lexan • Lucite • Uvex • Acrylite

- #1 Cleans, Shines and Protects ALL Plastic
- #2 Removes Fine Scratches from Most Plastics
- #3 Removes Heavy Scratches From Most Acrylic Surfaces

2 oz.			8 oz.		
#1	NO7026	2.40 G	#1	NO7020	4.95 G
#2	NO7033	4.45 G	#2	NO7030	6.80 G
#3	NO7081	4.95 G	#3	NO7080	8.10 G



POLISH MATE

NO7069 2.80 G
6 each -
12.5" x 14.5"

(6 pk) Clean and Polish your Plastic With a Polish Mate Cloth to Avoid Damage to the Surface. The Polish Mate has a cloth like softness found in a disposable wiper. Low Lint, Highly Absorbent, and Extra Durable.

- accessories
- body
- handlebar & grips
- cables & levers
- exhaust
- engine
- fuel & intake
- electrical & ignition
- clutch
- drive
- bearings
- brakes
- steering & suspension
- tires
- tools & shop



MM144833



MM170904



MM185604



MM185501



MM185502



MM185601

HONDA REAR DIRT BIKE CONTINUED

XR250L	91-96	WHITE	MM123021	57.48	B
		BLACK	MM123022	57.48	B
		ORANGE	MM123025	57.48	B
		RED	MM123026	57.48	B
XR250R	81-82	RED	MM123006	67.67	B
XR250R	84-85	RED	MM123326	44.39	B
		ORANGE	MM123325	44.39	B
XR250R*	86-95	BLACK	MM123022	57.48	B
		WHITE	MM123021	57.48	B
		ORANGE	MM123025	57.48	B
		RED	MM123026	57.48	B
XR350R	83-84	RED	MM123016	60.62	B
		ORANGE	MM123015	60.62	B
XR350R*	85	ORANGE	MM123025	57.48	B
CR450	81	RED	MM124606	57.88	B
		ORANGE	MM124605	54.95	B
CR480	82	RED	MM124606	57.88	B
		ORANGE	MM124605	54.95	B
CR480	83	ORANGE	MM124615	57.88	B
CR500	84	ORANGE	MM124615	57.88	B
CR500	85-90	RED	MM124626	66.37	B
		ORANGE	MM124625	66.37	B
		BLACK	MM124622	61.95	B
		WHITE	MM124621	61.95	B
XR500R	81-82	RED	MM123006	67.67	B
XR500R	83-84	RED	MM123016	60.62	B
XR600R*	85-00	WHITE	MM123021	57.48	B
		BLACK	MM123022	57.48	B
		RED	MM123026	57.48	B
		ORANGE	MM123025	57.48	B
XR650L	93-08	WHITE	MM123021	57.48	B
		BLACK	MM123022	57.48	B
		RED	MM123026	57.48	B
		ORANGE	MM123025	57.48	B

* NOTE: Fenders do not have mounting location for stock taillight.

KAWASAKI FRONT DIRT BIKE

KX60	83-01	BLACK	MM144302	19.50	B
KX125	80-92	GREEN	MM144833	73.55	B
KX125	93-01	GREEN	MM144803	73.55	B
KDX200	83-94	GREEN	MM144833	73.55	B
KDX200	95-06	GREEN	MM144803	73.55	B
KDX220	97-06	GREEN	MM144803	73.55	B
KDX250	91-94	GREEN	MM144833	73.55	B
KLX250R	94-96	GREEN	MM144803	73.55	B
KX250	80-92	GREEN	MM144833	73.55	B
KX250	93-01	GREEN	MM144803	73.55	B
KLX300R	97-08	GREEN	MM144803	73.55	B
KX420	80-81	GREEN	MM144833	73.55	B
KX500	82-92	GREEN	MM144833	73.55	B
KX500	93-04	GREEN	MM144803	73.55	B

KAWASAKI REAR DIRT BIKE

KX80	86-87	GREEN	MM144723	49.80	B
KX125	86-87	GREEN	MM145023	47.52	B
		BLACK	MM145022	29.50	B
KX125	88-89	BLACK	MM145042	65.70	B
KX250	86-87	GREEN	MM145023	47.52	B
		BLACK	MM145022	29.50	B
KX500	86-87	GREEN	MM145023	47.52	B
		BLACK	MM145022	29.50	B

SUZUKI FRONT DIRT BIKE

RM125	80-81	YELLOW	MM170904	73.55	B
RM125	82-88	YELLOW	MM170914	73.55	B
RM250	80-81	YELLOW	MM170904	73.55	B
RM250	82-88	YELLOW	MM170914	73.55	B



DIRT BIKE FENDERS CONTINUED

SUZUKI FRONT DIRT BIKE CONTINUED

RM400	80	YELLOW	MM170904	73.55	B
RM465	81	YELLOW	MM170904	73.55	B
RM465	82	YELLOW	MM170914	73.55	B
RM500	83-84	YELLOW	MM170914	73.55	B

SUZUKI REAR DIRT BIKE

JR50	00-06	BLUE	MM175477	68.80	B
RM125	76-77	WHITE	MM171001	55.95	B
		YELLOW	MM171004	59.13	B
RM125	78	YELLOW	MM172504	60.26	B
RM125	81-83	YELLOW	MM171504	61.56	B
RM125	84-88	YELLOW	MM171604	54.02	B
RM250	76-77	YELLOW	MM171004	59.13	B
		WHITE	MM171001	55.95	B
RM250	78	YELLOW	MM172504	60.26	B
RM250	81-83	YELLOW	MM172504	60.26	B
RM250	84-88	YELLOW	MM171604	54.02	B
RM370	76-77	YELLOW	MM171004	59.13	B
RM400	78	YELLOW	MM172504	60.26	B
RM465	81-82	YELLOW	MM172504	60.26	B
RM500	83-84	YELLOW	MM172504	60.26	B

YAMAHA FRONT DIRT BIKE

YZ80	81-92	BLACK	MM188502	39.50	B
		BLUE	MM188507	48.45	B
TTR125	00-03	BLUE	MM183517	62.85	B
TTR125E	04-07	BLUE	MM183517	62.85	B
TTR125L	00-07	BLUE	MM183517	62.85	B
TTR125LE	04-07	BLUE	MM183517	62.85	B
YZ125	77-91	BLACK	-----		
		WHITE	MM183501	75.32	B
IT200	84-86	BLACK	-----		
		WHITE	MM183501	75.32	B
		YELLOW	MM183504	75.32	B
IT250	80-83	BLACK	-----		
		WHITE	MM183501	75.32	B
		YELLOW	MM183504	75.32	B
WR250	89-91	BLACK	-----		
		WHITE	MM183501	75.32	B
		YELLOW	MM183504	75.32	B
YZ250	80-91	BLACK	-----		
		WHITE	MM183501	75.32	B
		YELLOW	MM183504	75.32	B

YAMAHA FRONT DIRT BIKE CONTINUED

YZ400	77-79	BLACK	-----		
		WHITE	MM183501	75.32	B
		YELLOW	MM183504	75.32	B
IT465	81-82	BLACK	-----		
		WHITE	MM183501	75.32	B
		YELLOW	MM183504	75.32	B
YZ465	80-81	BLACK	-----		
		WHITE	MM183501	75.32	B
		YELLOW	MM183504	75.32	B
IT490	83-84	BLACK	-----		
		WHITE	MM183501	75.32	B
		YELLOW	MM183504	75.32	B
YZ490	82-90	BLACK	-----		
		WHITE	MM183501	75.32	B
		YELLOW	MM183504	75.32	B
WR500	91-93	BLACK	-----		
		WHITE	MM183501	75.32	B
		YELLOW	MM183504	75.32	B

YAMAHA REAR DIRT BIKE

YZ80	83-92	BLUE	MM186607	36.15	B
		BLACK	MM186602	36.15	B
TTR125E/L/LE	04-07	BLUE	MM186617	72.89	B
YZ125	77-85	WHITE	MM185701	44.13	B
		YELLOW	MM185704	44.13	B
YZ125	86-90	WHITE	MM185501	67.26	B
		BLACK	MM185502	67.26	B
WR250	89-90	BLACK	MM185502	67.26	B
		WHITE	MM185501	67.26	B
YZ250	80-85	WHITE	MM185601	61.51	B
		YELLOW	MM185604	61.51	B
YZ250	86-90	WHITE	MM185501	67.26	B
		BLACK	MM185502	67.26	B
YZ400	77-79	WHITE	MM185601	61.51	B
		YELLOW	MM185604	61.51	B
TTR125LE	04-06	BLUE	MM183517	62.85	B
YZ465	80-81	WHITE	MM185601	61.51	B
		YELLOW	MM185604	61.51	B
TTR125LE	04-06	BLUE	MM183517	62.85	B
YZ490	82-85	WHITE	MM185601	61.51	B
		YELLOW	MM185604	61.51	B
YZ490	86-90	WHITE	MM185501	67.26	B
		BLACK	MM185502	67.26	B

- accessories
- body
- handlebar & grips
- cables & levers
- exhaust
- engine
- fuel & intake
- electrical & ignition
- clutch
- drive
- bearings
- brakes
- steering & suspension
- tires
- tools & shop

- accessories
- body
- handlebar & grips
- cables & levers
- exhaust
- engine
- fuel & intake
- electrical & ignition
- clutch
- drive
- bearings
- brakes
- steering & suspension
- tires
- tools & shop



DIRT BIKE RADIATOR SCOOPS

SOLD IN PAIRS



MM578512



MM600156

HONDA DIRT BIKE					
CR250	85	ORANGE	MM600135	68.10	B
CR250	86	ORANGE	MM600135	68.10	B
CR250	87	ORANGE	MM600135	68.10	B
CR500	88	RED	MM600156	68.69	B
		ORANGE	MM600155	68.69	B
KAWASAKI DIRT BIKE					
KX250	88-89	GREEN	MM578083	32.50	B
KLX300R	97-08	BLACK	MM578512	88.51	B
		GREEN	MM578513	88.51	A

YAMAHA DIRT BIKE					
WR250	90-93	BLACK	MM599892	59.50	B
		BLUE	MM599897	43.50	B
YZ250	90-92	BLACK	MM599892	59.50	B
		BLUE	MM599897	43.50	B



DIRT BIKE FORK GUARDS

SOLD IN PAIRS




HONDA		WHITE			RED			ORANGE		
CR125	85-89	MM596201	71.40	B	MM596206	71.40	B	MM596205	71.40	B
CRF150	03-06	----			MM5962412	55.75	B	----		
CRF230	03-05	----			MM5962312	39.50	B	----		
CR250	85-88	MM596201	71.40	B	MM596206	71.40	B	MM596205	71.40	B
XR250L	91-96	MM596201	71.40	B	MM596206	71.40	B	MM596205	71.40	B
XR250R	84-95	MM596201	71.40	B	MM596206	71.40	B	MM596205	71.40	B
XR350R	84-85	MM596201	71.40	B	MM596206	71.40	B	MM596205	71.40	B
CR500	85-88	MM596201	71.40	B	MM596206	71.40	B	MM596205	71.40	B
XR500R	84	MM596201	71.40	B	MM596206	71.40	B	MM596205	71.40	B
XR600R	85-00	MM596201	71.40	B	MM596206	71.40	B	MM596205	71.40	B
SUZUKI		WHITE								
DR250	90-93	MM596751	82.87	B						
DRS250	90-95	MM596751	82.87	B						
DR350	90-96	MM596751	82.87	B						
DRS350	90-97	MM596751	82.87	B						
YAMAHA		WHITE								
YZ125	89	MM596521	36.00	B						
WR250	89	MM596521	36.00	B						
YZ250	89	MM596521	36.00	B						
WR500	91-93	MM596521	36.00	B						

- Maier bodywork is made of tough, vacuum-formed, high-density polyethylene
- Designed for a perfect fit
- Uses stock hardware
- Drilling is required
- Colors are OEM color matched





SIDE PANELS SOLD IN PAIRS

HONDA		BLACK		WHITE		RED		ORANGE		FIGHTING RED			
XR75	77-78	----		----		MM205006	68.99 B	MM205005	68.99 B	----			
CRF80F	04-09	----		MM205031	73.91 B	MM205036	73.91 B	----		----			
XR80	79-82	----		----		MM205006	68.99 B	MM205005	68.99 B	----			
XR80	88-00	----		MM205011	72.35 B	----		----		MM2050112	72.35 B		
XR80	01-04	----		MM205021	73.36 B	----		----		MM2050212	73.36 B		
CRF100F	04-09	----		MM205031	73.91 B	MM205036	73.91 B	----		----			
XR100	88-02	----		MM205011	72.35 B	----		----		MM2050112	72.35 B		
XR100	01-03	----		MM205021	73.36 B	----		----		MM2050212	73.36 B		
CR125/250/500	84	----		----		----		MM206015	77.95 B	----			
CR125/250/500	85-86	----		----		----		MM206025	85.59 B	----			
CR125/500	87-88	----		----		MM206036	78.51 B	MM206035	78.51 B	----			
CR125/500	89-90	----		----		----		----		----			
CRF150F	03-08	----		MM206051	95.44 B	----		----		MM2060512	82.45 B		
XR200R	84-03	----		MM206101	89.92 B	----		----		MM2061012	89.92 B		
CRF230F	03-09	----		MM206051	95.44 B	----		----		MM2060512	82.45 B		
CR250	81-82	----		----		----		----		MM2054012	76.32 B		
CR250	87	----		----		MM206036	78.51 B	MM206035	78.51 B	----			
CR250	88-89	----		----		----		----		----			
XR250R	84-85	----		MM206101	89.92 B	----		----		MM2061012	89.92 B		
XR250R	86-95	MM206112	117.41 B	----		----		MM206115	117.41 B	----			
CR450	81	----		----		----		----		MM2054012	76.32 B		
XR600R	86-87	MM206112	117.41 B	----		----		MM206115	117.41 B	----			
KAWASAKI		BLACK		WHITE		GREEN							
KX125	88-89	MM209092	82.87 B	MM209091	82.87 B	MM209093	82.87 B	 MM205006					
KX125	90-91	MM209122	40.85 G	----		MM209123	40.85 G						
KDX200	89-94	MM209092	82.87 B	MM209091	82.87 B	MM209093	82.87 B						
KLX250R	94-96	----		MM209501	96.15 B	MM209503	96.15 B						
KX250	88-89	MM209092	82.87 B	MM209091	82.87 B	MM209093	82.87 B						
KX250	90-91	MM209122	40.85 G	----		MM209123	40.85 G						
KLX300R	97-07	----		MM209501	96.15 B	MM209503	96.15 B						
KX500	88-04	MM209092	82.87 B	MM209091	82.87 B	MM209093	82.87 B						
SUZUKI		WHITE		YELLOW		BLUE							
RM125/250	81-83	----		MM213104	100.97 B	----		 MM206036					
RM125/250	84-85	----		----		----							
DRS250/350	90-99	MM213261	89.56 B	----		----							
RM465	81-82	----		MM213104	100.97 B	----							
RM500	83-84	----		MM213104	100.97 B	----							
YAMAHA		BLACK		WHITE		YELLOW		RED					
YZ80	84-86	----		----		MM218014	58.20 B	----					
YZ125	84-85	----		----		MM235024	59.50 B	----					
YZ125	86-88	----		MM234731	82.49 B	----		MM234736	59.50 B				
YZ250/465	80-81	----		MM234501	97.12 B	MM234504	97.12 B	----					
YZ250/490	82	----		MM234701	95.66 B	----		----					
YZ250/490	83	----		MM234711	83.52 B	MM234714	83.52 B	----					
YZ250/490	84-85	----		MM234721	81.95 B	MM234724	81.95 B	----					
YZ250	86-87	----		MM234731	82.49 B	----		MM234736	59.50 B				
YZ250	88	----		MM234731	82.49 B	----		MM234736	59.50 B				
YZ490	86-90	----		MM234731	82.49 B	----		MM234736	59.50 B				
										 MM213124			

- accessories
- body
- handlebar & grips
- cables & levers
- exhaust
- engine
- fuel & intake
- electrical & ignition
- clutch
- drive
- bearings
- brakes
- steering & suspension
- tires
- tools & shop



- accessories
- body
- handlebar & grips
- cables & levers
- exhaust
- engine
- fuel & intake
- electrical & ignition
- clutch
- drive
- bearings
- brakes
- steering & suspension
- tires
- tools & shop



DIRT BIKE SEAT COVERS

- Made from the finest UV resistant heavy-duty marine grade vinyl and are double stitched for durability
- Choose from the stock replacement seat covers or the performance Gripper seat covers. The Gripper seat covers provide the ultimate in seat traction.
- Perfect for racing or on the trail



Close-Up of Gripper Seat Cover

	YEAR	STANDARD BLACK	GRIPPER BLACK
HONDA			
CRF50	04-16	----	332100 49.95 G
XR50	00-03	----	332100 49.95 G
XR70	97-00	----	332106 49.95 G
XR70	01-03	----	332105 49.95 G
CRF70	04-12	----	332104 49.95 G
CR80	88-95	----	332109 49.95 G
CR80	96-02	----	332110 49.95 G
XR80R	85-00	----	332108 49.95 G
CRF80	04-13	----	332107 49.95 G
XR80	01-03	----	332107 49.95 G
CR85	03-07	----	332110 49.95 G
XR100R	85-00	----	332108 49.95 G
CRF100	04-13	----	332107 49.95 G
XRF100	01-03	----	332107 49.95 G
CR125	1990	----	332090 49.95 G
CR125	91-92	----	332091 49.95 G
CR125	93-97	----	332092 49.95 G
CR125	98-99	----	332094 49.95 G
CR125	00-07	----	332083 49.95 G
CRF150F	04-09	----	332084 49.95 G
CRF150R	07-09	----	332085 49.95 G
XR200R	86-95	----	332086 49.95 G
XR200R	96-02	----	332087 49.95 G
CRF230F	03-09	----	332084 49.95 G
CR250	87-89	----	332090 49.95 G
CR250	90-91	----	332091 49.95 G
CR250	92-96	----	332092 49.95 G
CR250	97-99	----	332094 49.95 G
CR250	00-07	----	332083 49.95 G
CRF250R	04-09	----	332088 49.95 G
CRF250R	10-13	----	332098 49.95 G
CRF250R	14-15	----	332254 49.95 G
CRF250X	04-09	----	332095 49.95 G
XR250R	86-95	----	332089 49.95 G
XR250R	96-04	----	332093 49.95 G
XR400R	96-04	----	332093 49.95 G
CRF450R	02-04	----	332096 49.95 G
CRF450R	05-08	----	332097 49.95 G
CRF450R	09-12	----	332098 49.95 G
CRF450R	13-15	----	332254 49.95 G
CRF450X	05-16	----	332099 49.95 G
CR500	87-90	----	332090 49.95 G
CR500	91-01	----	332091 49.95 G
XR600R	88-00	----	332101 49.95 G
XR650L	93-13	----	332103 49.95 G
XR650R	00-07	----	332102 49.95 G

	YEAR	STANDARD BLACK	GRIPPER BLACK
HUSQVARNA			
TE (ALL)	05-07	332071 39.95 G	332176 49.95 G
TC (ALL)	05-07	332071 39.95 G	332176 49.95 G
SM (ALL)	05-07	332071 39.95 G	332176 49.95 G
WR125	06-08	332071 39.95 G	332176 49.95 G
CR125	06-08	332071 39.95 G	332176 49.95 G
SM125	06-08	332071 39.95 G	332176 49.95 G
WR250	06-09	332071 39.95 G	332176 49.95 G
WR300	2009	332071 39.95 G	332176 49.95 G
TE (ALL)	08-09	332070 39.95 G	332175 49.95 G
TXC (ALL)	08-09	332070 39.95 G	332175 49.95 G
TC (ALL)	08-09	332070 39.95 G	332175 49.95 G
SM (ALL)	08-09	332070 39.95 G	332175 49.95 G
WR125	2009	332070 39.95 G	332175 49.95 G
CR125	2009	332070 39.95 G	332175 49.95 G

KAWASAKI			
	YEAR	STANDARD BLACK	GRIPPER BLACK
KX60	83-05	332060 39.95 G	332128 49.95 G
KX65	00-12	332061 39.95 G	332129 49.95 G
KX80	91-00	332063 39.95 G	332132 49.95 G
KX85	01-12	332063 39.95 G	332132 49.95 G
KX100	91-13	332063 39.95 G	332132 49.95 G
KLX110	02-09	332054 39.95 G	332111 49.95 G
KLX125	03-05	----	332134 49.95 G
KX125	88-89	----	332113 49.95 G
KX125	90-91	----	332114 49.95 G
KX125	92-93	----	332115 49.95 G
KX125	94-98	----	332116 49.95 G
KX125	99-02	----	332117 49.95 G
KX125	03-06	----	332112 49.95 G
KDX200	89-94	----	332118 49.95 G
KDX200	95-06	332055 39.95 G	332119 49.95 G
KDX220	95-06	332055 39.95 G	332119 49.95 G
KDX250	91-04	----	332122 49.95 G
KLX250	94-08	332056 39.95 G	332123 49.95 G
KX250	88-89	----	332113 49.95 G
KX250	90-91	----	332114 49.95 G
KX250	92-93	----	332115 49.95 G
KX250	94-98	----	332116 49.95 G
KX250	99-02	----	332117 49.95 G
KX250	03-07	----	332112 49.95 G
KX250F	04-05	----	332120 49.95 G
KX250F	06-08	----	332121 49.95 G
KX250F	09-12	332059 39.95 G	332127 49.95 G
KLX300	97-07	332057 39.95 G	332124 49.95 G
KLX400	03-05	332066 39.95 G	332143 49.95 G
KLX450R	08-09	332058 39.95 G	332126 49.95 G




CYCLE WORKS DIRT BIKE SEAT COVERS CONTINUED

	YEAR	STANDARD BLACK		GRIPPER BLACK	
KAWASAKI CONTINUED					
KX450F	06-08	----		332125	49.95 G
KX450F	09-13	332059	39.95 G	332127	49.95 G
KX500	88-04	----		332113	49.95 G
KLR650	87-13	332062	39.95 G	332131	49.95 G
KLX650	93-97	----		332130	49.95 G
KTM					
KTM 2-S	98-02	332076	39.95 G	332183	49.95 G
KTM EXC	01-02	332076	39.95 G	332183	49.95 G
KTM EXC	04-07	332073	39.95 G	332178	49.95 G
KTM EXC	08-10	332074	39.95 G	332179	49.95 G
KTM MXC	01-02	332076	39.95 G	332183	49.95 G
KTM SX	01-02	332072	39.95 G	332177	49.95 G
KTM SX	04-06	332073	39.95 G	332178	49.95 G
KTM SX	07-10	332074	39.95 G	332179	49.95 G
KTM XC	08-10	332074	39.95 G	332179	49.95 G
KTM50	97-01	332079	39.95 G	332186	49.95 G
KTM50	02-05	332078	39.95 G	332185	49.95 G
KTM65	98-01	332081	39.95 G	332189	49.95 G
KTM65	02-05	332080	39.95 G	332187	49.95 G
KTM85	03-09	332082	39.95 G	332190	49.95 G
KTM125	1991	----		332181	49.95 G
KTM125	93-97	332077	39.95 G	332184	49.95 G
SX125	2003	332072	39.95 G	332177	49.95 G
125 SX	11-14	332261	39.95 G	332278	49.95 G
150 SX & XC	11-15	332262	39.95 G	332279	49.95 G
150 SX	2016	332263	39.95 G	332280	49.95 G
KTM250	93-97	332077	39.95 G	332184	49.95 G
KTM250	2003	332075	39.95 G	332182	49.95 G
250 SX, SX-F, XC, XC-F	11-15	332264	39.95 G	332281	49.95 G
250 XC-W, XCF-W	12-15	332265	39.95 G	332282	49.95 G
250 XC-F	16	332266	39.95 G	332283	49.95 G
KTM300	90-91	----		332181	49.95 G
KTM300	93-97	332077	39.95 G	332184	49.95 G
300 XC	11-15	332267	39.95 G	332284	49.95 G
300 XC-W	12-15	332268	39.95 G	332285	49.95 G
350 SX-F, XC-F	11-15	332269	39.95 G	332286	49.95 G
350 EXC-F, XCF-W	12-15	332270	39.95 G	332287	49.95 G
KTM 350 SX-F, XC-F	16	332271	39.95 G	332288	49.95 G
KTM450	03	332075	39.95 G	332182	49.95 G
450 SX-F	11-14	332272	39.95 G	332289	49.95 G
450 XC-W	12-15	332273	39.95 G	332290	49.95 G
450 SMR	2012	332274	39.95 G	332291	49.95 G
450 XC-F	13-15	332275	39.95 G	332292	49.95 G
450 XC-F	16	332276	39.95 G	332293	49.95 G
500 EXC, XC-W	12-15	332277	39.95 G	332294	49.95 G
SX525	2003	332072	39.95 G	332177	49.95 G
KTM 125-530	07-09	332074	39.95 G	332179	49.95 G
SUZUKI					
RM60	03-05	332060	39.95 G	332128	49.95 G
RM65	03-05	332061	39.95 G	332129	49.95 G
RM80	86-99	----		332148	49.95 G
RM80	00-01	332068	39.95 G	332147	49.95 G
RM85	02-09	332069	39.95 G	332149	49.95 G
RM100	03-05	332063	39.95 G	332132	49.95 G
DRZ110	03-05	332054	39.95 G	332111	49.95 G
DRZ125	03-15	332064	39.95 G	332134	49.95 G
RM125	89-92	----		332135	49.95 G
RM125	93-95	----		332136	49.95 G

	YEAR	STANDARD BLACK		GRIPPER BLACK	
SUZUKI CONTINUED					
RM125	96-00	----		332137	49.95 G
RM125	01-07	----		332133	49.95 G
DR250	90-07	----		332142	49.95 G
DRZ250	01-04	332065	39.95 G	332139	49.95 G
RM250	89-92	----		332135	49.95 G
RM250	93-95	----		332136	49.95 G
RM250	96-00	----		332137	49.95 G
RM250	01-09	----		332133	49.95 G
RM250Z	04-06	----		332140	49.95 G
RM250Z	07-10	----		332141	49.95 G
DR350	90-07	----		332142	49.95 G
DRZ400	00-15	332066	39.95 G	332143	49.95 G
RM450Z	05-07	----		332144	49.95 G
RM450Z	08-15	----		332145	49.95 G
DR650SE	92-15	332067	39.95 G	332146	49.95 G
YAMAHA					
PW50	85-16	----		332169	49.95 G
TTR50	06-14	----		332168	49.95 G
PW80	85-06	----		332171	49.95 G
YZ80	83-92	----		332170	49.95 G
YZ80	93-01	----		332172	49.95 G
YZ85	02-16	----		332173	49.95 G
TTR90	00-07	----		332174	49.95 G
TTR110	08-16	----		332150	49.95 G
TTR125	00-07	----		332238	49.95 G
TTR125L	00-07	----		332238	49.95 G
TTR125	08-16	----		332151	49.95 G
TTR125L	08-15	----		332151	49.95 G
YZ125	89-90	----		332162	49.95 G
YZ125	91-92	----		332153	49.95 G
YZ125	93-95	----		332154	49.95 G
YZ125	96-01	----		332155	49.95 G
YZ125	02-16	----		332152	49.95 G
WR200	91-93	----		332156	49.95 G
TTR225	00-05	----		332157	49.95 G
XT225	92-07	332239	39.95 G	----	
TTR230	06-16	----		332157	49.95 G
TTR250	00-06	----		332158	49.95 G
WR250	94-97	----		332163	49.95 G
WR250F	01-02	----		332164	49.95 G
WR250F	03-06	----		332159	49.95 G
WR250F	07-13	----		332160	49.95 G
YZ250	88-90	----		332162	49.95 G
YZ250	91-92	----		332153	49.95 G
YZ250	93-95	----		332154	49.95 G
YZ250	96-01	----		332155	49.95 G
YZ250	02-15	----		332152	49.95 G
YZ250F	01-02	----		332165	49.95 G
YZ250F	03-05	----		332166	49.95 G
YZ250F	06-09	----		332167	49.95 G
YZ250F	10-13	----		332161	49.95 G
YZ250F	14-16	----		332255	49.95 G
WR400F	98-00	----		332164	49.95 G
YZ400F	98-99	----		332165	49.95 G
WR426F	00-02	----		332164	49.95 G
YZ426	99-02	----		332165	49.95 G
WR450F	03-06	----		332159	49.95 G
WR450F	07-11	----		332160	49.95 G
WR450F	12-16	----		332256	49.95 G
YZ450F	03-05	----		332166	49.95 G
YZ450F	06-09	----		332167	49.95 G
YZ450F	14-16	----		332255	49.95 G

- accessories
- body
- handlebar & grips
- cables & levers
- exhaust
- engine
- fuel & intake
- electrical & ignition
- clutch
- drive
- bearings
- brakes
- steering & suspension
- tires
- tools & shop

- accessories
- body
- handlebar & grips
- cables & levers
- exhaust
- engine
- fuel & intake
- electrical & ignition
- clutch
- drive
- bearings
- brakes
- steering & suspension
- tires
- tools & shop



GRAPHIC KITS, STICKERS & SEAT COVERS

For over 15 years, Factory Effex has specialized in graphics, seat covers and accessories in the Motocross market. Over the years we have expanded that passion to Sport Bike, Custom Graphics, Hard Parts, Engine Hoses and a full range of officially licensed apparel.

Our goal is to create user-friendly products of the highest quality with industry leading designs. Everyone at Factory Effex puts passion and pride into every product we sell and we don't make anything that we wouldn't put on our own rides.

We continuously look to improve and offer you more products to help make your motorcycle look it's best.



METAL MULISHA SHROUD/ AIRBOX GRAPHIC KIT



HONDA



YAMAHA

KAWASAKI

SUZUKI

KTM

MODEL	PART #
HONDA	
Honda CR125/250 00-01	467230 69.95 G
Honda CR125/250 02-08	467231 69.95 G
Honda CRF250 04-09	467232 69.95 G
Honda CRF450 02-04	467233 69.95 G
Honda CRF450 05-08	467234 69.95 G
Honda CRF250 10-13, CRF450 09-12	467235 69.95 G
Honda CRF 250 14-16, CRF450 13-16	467236 69.95 G

YAMAHA	
Yamaha YZ125/250 02-14	467224 69.95 G
Yamaha YZ125/250 15-16	467223 69.95 G
Yamaha YZ250F/450F 03-05, WR 250/450 05-06	467225 69.95 G
Yamaha YZ250F/450F 06-09	467226 69.95 G
Yamaha YZ250F 10-13	467227 69.95 G
Yamaha YZ450F 10-13	467228 69.95 G
Yamaha YZ250F/450F 14-16	467229 69.95 G

KAWASAKI	
Kawasaki KX125/250 03-08	467216 69.95 G
Kawasaki KX250F 06-08	467217 69.95 G

MODEL	PART #
KAWASAKI CONTINUED	
Kawasaki KX450F 06-08	467218 69.95 G
Kawasaki KX250F 09-12	467219 69.95 G
Kawasaki KX450F 09-11	467220 69.95 G
Kawasaki KX250F 13-16	467221 69.95 G
Kawasaki KX450F 12-15	467222 69.95 G
Kawasaki KX450F 2016	466248 69.95 G

SUZUKI	
Suzuki RM125/250 01-08	467237 69.95 G
Suzuki RMZ250 07-09	467238 69.95 G
Suzuki RMZ250 10-16	467239 69.95 G
Suzuki RMZ450 08-16	467240 69.95 G

KTM	
KTM SX125-525 05-06, EXC/MXC125-525 05-07	467241 69.95 G
KTM SX125-450F 07-10, EXC 08-12, XC 08-10	467242 69.95 G
KTM SX125-450F 11-12, XC 11-12	467243 69.95 G
KTM SX125-450F 13-15, XC 13-15 (includes SX250 2016)	467244 69.95 G
KTM SX250-450F 15.5, SX125-450F 16 (except SX250)	466249 69.95 G



NEW ITEM

ROCKSTAR GRAPHIC KITS



ROCKSTAR COMPLETE GRAPHIC KIT (SHROUD/TRIM/LOWER FORK)

MODEL	PART #		
HONDA			
Honda CR125/250 02-03	466250	124.95	D
Honda CR125/250 04-08	466251	124.95	D
Honda CRF450 05-08	466252	124.95	D
Honda CRF250 10-13, CRF450 09-12	466253	124.95	D
Honda CRF 250 14-16, CRF450 13-16	466254	124.95	D
YAMAHA			
Yamaha YZ125/250 02-04	466255	124.95	D
Yamaha YZ125/250 05	466256	124.95	D
Yamaha YZ125/250 06-07	466257	124.95	D
Yamaha YZ125/250 08-14	466258	124.95	D
Yamaha YZ125/250 15-16	466259	124.95	D
Yamaha YZ250F/450F 06-07	466260	124.95	D
Yamaha YZ250F/450F 08	466261	124.95	D
Yamaha YZ250F/450F 09	466262	124.95	D
Yamaha YZ250F 10-13	466263	124.95	D
Yamaha YZ450F 10-13	466264	124.95	D
Yamaha YZ250F/450F 14-16	466265	124.95	D
KAWASAKI			
Kawasaki KX250F 09-12	466266	124.95	D
Kawasaki KX250F 13-16	466267	124.95	D
Kawasaki KX450F 09-11	466268	124.95	D
Kawasaki KX450F 12-15	466269	124.95	D
Kawasaki KX450F 2016	466270	124.95	D
SUZUKI			
Suzuki RMZ250 10-16	466271	124.95	D
Suzuki RMZ450 08-16	466272	124.95	D
KTM			
KTM SX125-450F 11-12, XC 11-12	466273	124.95	D
KTM SX125-450F 13-14, XC 13-14	466274	124.95	D
KTM SX125-450F 13-15, XC 13-15 (includes SX250 2016)	466275	124.95	D
KTM SX250-450F 15.5, SX125-450F 16 (except SX250)	466276	124.95	D
HUSQVARNA			
Husqvarna TC/FC, TE/FE 14-15	466277	124.95	D
Husqvarna TC/FC, TE/FE 2016	466278	124.95	D

ROCKSTAR GRAPHIC KIT (SHROUD/AIRBOX ONLY)

MODEL	PART #		
HONDA			
Honda CR85 03-08	466279	69.95	G
Honda CRF150R 07-16	466280	69.95	G
Honda CR125/250 02-08	466281	69.95	G
Honda CRF250 04-09	466282	69.95	G
Honda CRF450 05-08	466283	69.95	G
Honda CRF250 10-13, CRF450 09-12	466284	69.95	G
Honda CRF 250 14-16, CRF450 13-16	466285	69.95	G
YAMAHA			
Yamaha YZ85 02-14	466286	69.95	G
Yamaha YZ85 15-16	466287	69.95	G
Yamaha YZ125/250 02-14	466288	69.95	G
Yamaha YZ125/250 15-16	466289	69.95	G
Yamaha YZ250F/450F 03-05, WR 250/450 05-06	466290	69.95	G
Yamaha YZ250F/450F 06-09	466291	69.95	G
Yamaha YZ250F 10-13	466292	69.95	G
Yamaha YZ450F 10-13	466293	69.95	G
Yamaha YZ250F/450F 14-16	466294	69.95	G
KAWASAKI			
Kawasaki KX85/100 01-13	466295	69.95	G
Kawasaki KX85/100 14-16	466296	69.95	G
Kawasaki KX125/250 03-08	466297	69.95	G
Kawasaki KX250F 06-08	466298	69.95	G
Kawasaki KX450F 06-08	466299	69.95	G
Kawasaki KX250F 09-12	466300	69.95	G
Kawasaki KX250F 13-16	466301	69.95	G
Kawasaki KX450F 09-11	466302	69.95	G
Kawasaki KX450F 12-15	466303	69.95	G
Kawasaki KX450F 2016	466304	69.95	G
SUZUKI			
Suzuki RM85 02-16	466305	69.95	G
Suzuki RM125/250 01-08	466306	69.95	G
Suzuki RMZ250 07-09	466307	69.95	G
Suzuki RMZ250 10-16	466308	69.95	G
Suzuki RMZ450 08-16	466309	69.95	G
KTM			
KTM SX125-450F 11-12, XC 11-12	466310	69.95	G
KTM SX125-450F 13-15, XC 13-15 (includes SX250 2016)	466311	69.95	G
KTM SX250-450F 15.5, SX125-450F 16 (except SX250)	466312	69.95	G
HUSQVARNA			
Husqvarna TC/FC, TE/FE 14-15	466313	69.95	G
Husqvarna TC/FC, TE/FE 2016	466314	69.95	G

- accessories
- body**
- handlebar & grips
- cables & levers
- exhaust
- engine
- fuel & intake
- electrical & ignition
- clutch
- drive
- bearings
- brakes
- steering & suspension
- tires
- tools & shop

- accessories
- body
- handlebar & grips
- cables & levers
- exhaust
- engine
- fuel & intake
- electrical & ignition
- clutch
- drive
- bearings
- brakes
- steering & suspension
- tires
- tools & shop

FX GRAPHIC KITS

FACTORY EFFEX TEAM REPLICA COMPLETE GRAPHIC KIT



JGR



BTO



REBAUD

MODEL	PART #
YAMAHA	
2016 JGR Yamaha - YZ125/250 02-05	466315 124.95 D
2016 JGR Yamaha - YZ125/250 06-07	466316 124.95 D
2016 JGR Yamaha - YZ125/250 08-14	466317 124.95 D
2016 JGR Yamaha - YZ125/250 15-16	466318 124.95 D
2016 JGR Yamaha - YZ250F/450F 06-09	466319 124.95 D
2016 JGR Yamaha - YZ250F 10-13	466320 124.95 D
2016 JGR Yamaha - YZ450F 10-13	466321 124.95 D
2016 JGR Yamaha - YZ250F/450F 14-16	466322 124.95 D

MODEL	PART #
KTM	
2016 BTO KTM - SX125-450 13-15	466323 124.95 D
2016 BTO KTM - SX250-450F 15.5, SX125-450F 16	466324 124.95 D
Rebaud FMX Shroud/Trim Kit- KTM SX125-450 13-15	467215 124.95 D
Rebaud FMX Shroud/Trim Kit- KTM SX250-450F 15.5, SX125-450F 16	466325 124.95 D

EVO KAWASAKI SHROUD/AIRBOX GRAPHIC KIT



EVO YAMAHA SHROUD/AIRBOX GRAPHIC KIT



MODEL	PART #
KAWASAKI	
KX65 00-16, KLX110 02-09	466326 69.95 G
KX80/100 98-00	466327 69.95 G
KX85/100 01-13	467173 69.95 G
KX85/100 14-16	466328 69.95 G
KLX110 10-15	467174 69.95 G
KX125/250 94-98	466329 69.95 G
KX125/250 99-02	467175 69.95 G
KX125/250 03-08	466330 69.95 G
KX250F 06-08	467176 69.95 G
KX450F 06-08	467177 69.95 G
KX250F 09-12	467178 69.95 G
KX450F 09-11	466331 69.95 G
KX250F 13-16	466332 69.95 G
KX450F 12-15	466333 69.95 G
KX450F 2016	466334 69.95 G
KLX450R 08-09	466335 69.95 G
KX500 88-04	466336 69.95 G
KDX200/220 95-07	466337 69.95 G

MODEL	PART #
YAMAHA	
PW50 90-16	466338 59.95 D
PW80 96-16	466339 69.95 G
YZ85 02-14	467180 69.95 G
YZ85 15-16	467179 69.95 G
YZ125/250 93-95	467181 69.95 G
YZ125/250 96-01	467182 69.95 G
YZ125/250 02-14	466340 69.95 G
YZ125/250 15-16	467183 69.95 G
YZ250F-426F 98-02	467184 69.95 G
YZ250F/450F 03-05, WR250/450 05-06	466341 69.95 G
YZ250F/450F 06-09	466342 69.95 G
YZ250F 10-13	466343 69.95 G
YZ450F 10-13	466344 69.95 G
YZ250F/450F 14-16	466345 69.95 G
WR250-426 98-02	466346 69.95 G
WR250-450 03-04	467185 69.95 G
WR250 07-14, WR450 07-11	467186 69.95 G
WR450 12-16	467187 69.95 G
TTR125 00-07	467188 69.95 G
TTR125 08-16	467189 69.95 G



GRAPHIC KITS CONTINUED

EVO HONDA SHROUD/AIRBOX GRAPHIC KIT



MODEL	PART #		
HONDA			
CRF150F/230F 03-07	467190	69.95	G
CRF150F/230F 08-16	467191	69.95	G
CR85 03-08	467192	69.95	G
CRF150R 07-16	466347	69.95	G
CR125/250 93-94	466348	69.95	G
CR125 95-97, CR250 95-96	466349	69.95	G
CR125 98-99, CR250 97-99	466350	69.95	G
CR125/250 00-01	466351	69.95	G
CR125/250 02-08	467193	69.95	G
CRF250 04-09	466352	69.95	G
CRF250X 04-16	466353	69.95	G
CRF450 02-04	467194	69.95	G
CRF450 05-08	466354	69.95	G
CRF250 10-13, CRF450 09-12	467195	69.95	G
CRF250 14-16, CRF450 13-16	466355	69.95	G
CRF450X 05-16	466356	69.95	G
CR500 91-01	466357	69.95	G
XR80/100 85-00	467196	69.95	G
XR250/400 96-04	467197	69.95	G
XR650 00-10	467198	69.95	G

EVO KTM SHROUD/AIRBOX GRAPHIC KIT



MODEL	PART #		
KTM			
SX50/Adventure 50 02-08	467200	59.95	D
SX50 09-15	467201	59.95	D
SX50 16	466363	59.95	D
SX65 02-08	467202	69.95	G
SX65 09-15	467203	69.95	G
SX65 16	466364	69.95	G
SX85 13-15	467204	69.95	G
SX125-525 01-04, MXC200/300 03-04, EXC125-525 03-04	466365	69.95	G
SX125-525 05-06, EXC125-525 05-07	466366	69.95	G
SX125-450F 07-10, EXC 08-12, XC 08-10	466367	69.95	G
SX125-450F 11-12, XC 11-12	467205	69.95	G
KTM SX125-450F 13-15, XC 13-15, EXC 13-16 (includes SX250 2016)	466368	69.95	G
KTM SX250-450F 15.5, SX125-450F 16 (except SX250)	466369	69.95	G

EVO SUZUKI SHROUD/AIRBOX GRAPHIC KIT



MODEL	PART #		
SUZUKI			
RM85 02-16	466358	69.95	G
RM 125/250 01-08	467199	69.95	G
RMZ250 07-09	466359	69.95	G
RMZ250 10-16	466360	69.95	G
RMZ450 08-16	466361	69.95	G
DRZ400 00-16	466362	69.95	G

EVO HUSQVARNA SHROUD/AIRBOX GRAPHIC KIT



MODEL	PART #		
HUSQVARNA			
Husqvarna TC 85 14-16	466370	69.95	G
Husqvarna TC/FC 125-450, TE/FE 125-501 14-15	466371	69.95	G
Husqvarna TC/FC 125-450, TE/FE 125-501 2016	466372	69.95	G

- accessories
- body**
- handlebar & grips
- cables & levers
- exhaust
- engine
- fuel & intake
- electrical & ignition
- clutch
- drive
- bearings
- brakes
- steering & suspension
- tires
- tools & shop

- accessories
- body
- handlebar & grips
- cables & levers
- exhaust
- engine
- fuel & intake
- electrical & ignition
- clutch
- drive
- bearings
- brakes
- steering & suspension
- tires
- tools & shop

SEAT COVERS



FACTORY EFFEX

ALL-GRIP SEAT COVERS (BLACK)

The All-Grip seat cover is designed for riders looking for a durable black seat cover with a solid grip.

Made from a high-durability Super Grip material, the All-Grip seat cover gives you complete control in a no-frills package.

Tall seat covers available for some applications.



MODEL	PART #		
ALL-GRIP SEAT COVERS (BLACK)			
CR80 96-02, CR85 03-08	466707	49.95	G
CRF150R 07-16	466738	49.95	G
CR125 93-97, CR250 93-96	466588	49.95	G
CR125 98-99, CR250 97-99	466589	49.95	G
CR125/250 00-08, CRF450 02-04	466590	49.95	G
CRF250 04-09, CRF250X 04-16	466642	49.95	G
CRF450 05-08	466663	49.95	G
CRF250 10-13, CRF450 09-12	466819	49.95	G
CRF250 14-16, CRF450 13-16	467043	49.95	G
CR500 87-01	466591	49.95	G
XR50 00-03, CRF50 04-16	466643	49.95	G
XR250/400 96-04	466592	49.95	G
XR650 00-10	466644	49.95	G
KX60 85-04, RM60 03-04	466631	49.95	G
KX65 00-16, KLX110 02-09, RM65 03-06, DRZ110 03-06	466632	49.95	G
KLX110 02-16, DRZ110 03-06 Tall	466662	49.95	G
KX80/KX85/KX100 90-13, RM100 03-06	466633	49.95	G
KX85/100 14-16	467069	49.95	G
KX125/250 94-98	466577	49.95	G
KX125/250 99-01	466578	49.95	G
KX125/250 02	466579	49.95	G
KX125/250 03-08	466580	49.95	G
KDX200/220 95-07	466581	49.95	G
KX250F 04-05, RMZ250 04-06	466634	49.95	G
KX250F/450F 06-08	466696	49.95	G
KX250F 09-12 / KX450F 09-11	466816	49.95	G
KX250F 13-16 / KX450F 12-16	467006	49.95	G
KX500 88-04	466635	49.95	G
KLX400 03-04, DRZ400 00-16	466636	49.95	G
YZ85 02-16	466700	49.95	G
YZ125/250 96-01	466582	49.95	G
YZ125/250 02-15	466583	49.95	G
YZ250F-426F 98-02	466584	49.95	G
YZ250F/450F 03-05	466585	49.95	G
YZ250F/450F 06-09	467274	49.95	G
YZ250F 10-13	466916	49.95	G
YZ450F 10-13	466917	49.95	G
YZ250F/450F 14-16	467070	49.95	G
WR250-426 98-02	466586	49.95	G
WR250/450 03-06	466587	49.95	G
WR250 07-16 / WR450 07-11	466736	49.95	G
WR450 12-15	467042	49.95	G
PW50 90-16	466697	49.95	G

MODEL	PART #		
ALL-GRIP SEAT COVERS (BLACK) CONTINUED			
PW80 90-16	466698	49.95	G
TTR50 06-16	466699	49.95	G
RM85 02-16	466713	49.95	G
RM125/250 96-00	466593	49.95	G
RM125/250 01-08	466594	49.95	G
RMZ250 07-09	466739	49.95	G
RMZ250 10-16	466921	49.95	G
RMZ450 05-07	466665	49.95	G
RMZ450 08-16	466776	49.95	G
SX65 02-08	466648	49.95	G
SX65 09-16	466821	49.95	G
SX85/105 04-08	466666	49.95	G
EXC/MXC 98-02	466595	49.95	G
EXC/MXC 03	466596	49.95	G
SX 01-02, SX125/525 03	466596	49.95	G
SX200/250/450 03, SX 04-06, EXC/MXC 04-07	466597	49.95	G
SX125-450F 07-10, EXC 08-12, XC 08-10	466741	49.95	G
KTM SX125-450F 13-15, XC 13-15, EXC 13-16 (includes SX250 2016)	466948	49.95	G
KTM SX250-450F 15.5, SX125-450F 16 (except SX250)	466376	49.95	G
Husqvarna TC/FC 125-450, TE/FE 125-501 14-15	466377	49.95	G
Husqvarna TC/FC 125-450, TE/FE 125-501 2016	466378	49.95	G
CR125/250 00-08, CRF450 02-04 Tall	466708	49.95	G
CRF250 04-09 Tall	466709	49.95	G
CRF250X 04-16 Tall	466710	49.95	G
CRF450 05-08 Tall	466711	49.95	G
CRF250 10-13, CRF450 09-12 Tall	466820	49.95	G
CRF250 14-16, CRF450 13-16 Tall	467044	49.95	G
CRF450X 05-16 Tall	466712	49.95	G
YZ125/250 02-16 Tall	467275	49.95	G
YZ250F-426F 98-02 Tall	466703	49.95	G
YZ250F/450F 03-05 Tall	466704	49.95	G
YZ250F/450F 06-09 Tall	466705	49.95	G
YZ250F 10-13 Tall	466918	49.95	G
YZ450F 10-13 Tall	466919	49.95	G
YZ250F/450F 14-16 Tall	467071	49.95	G
WR250-450 03-06 Tall	466706	49.95	G
KX250F 09-12 / KX450F 09-11 Tall	466817	49.95	G
KX250F 13-16 / KX450F 12-16 Tall	467007	49.95	G
SX200/250/450 03, SX 04-06, EXC/MXC 04-07 Tall	466714	49.95	G
SX 07-10, EXC/XC 08-11 Tall	466777	49.95	G



SEAT COVERS CONTINUED

FACTORY EFFEX

ALL-GRIP SEAT COVERS (COLORED)

The All-Grip seat cover is designed for riders looking for a durable seat cover with a solid grip.

Made from a high-durability Super Grip material, the all-Grip seat cover gives you complete control in a no-frills package.



RS1 SEAT COVER

The RS1 seat cover features a traction rib top panel, hidden ballistic nylon reinforced knee area, and OEM color matched material with contrasting black ribs and sides.



MODEL	PART #	
ALL-GRIP SEAT COVERS (COLORED)		
CRF250 10-13, CRF450 09-12 (red)	467249	49.95 G
CRF250 14-16, CRF450 13-16 (red)	467250	49.95 G
YZ250F 10-13 (blue)	467247	49.95 G
YZ450F 10-13 (blue)	467248	49.95 G
YZ250F/450F 14-16 (blue)	467251	49.95 G
KX250F 09-12 / KX450F 09-11 (green)	467245	49.95 G
KX250F 13-16 / KX450F 12-16 (green)	467246	49.95 G
RMZ250 10-16 (yellow)	467252	49.95 G
RMZ450 08-16 (yellow)	467253	49.95 G
SX125-450F 11-15, XC 11-15 (orange)	467254	49.95 G
SX250-450F 15.5, SX125-450F 16 (orange)	466379	49.95 G

MODEL	PART #	
RS1 SEAT COVER		
CR125/250 00-08	467262	69.95 G
CRF250 10-13, CRF450 09-12	467263	69.95 G
CRF250 14-16, CRF450 13-16	467264	69.95 G
YZ125/250 02-15	467257	69.95 G
YZ250F/450F 06-09	467258	69.95 G
YZ250F 10-13	467259	69.95 G
YZ450F 10-13	467260	69.95 G
YZ250F/450F 14-16	467261	69.95 G
KX250F 09-12 / KX450F 09-11	467255	69.95 G
KX250F 13-16 / KX450F 12-16	467256	69.95 G
RMZ250 10-16	467266	69.95 G
RMZ450 08-16	467265	69.95 G
KTM SX125-450F 13-15, XC 13-15, EXC 13-16 (includes SX250 2016)	467267	69.95 G
KTM SX250-450F 15.5, SX125-450F 16 (except SX250)	466384	69.95 G
Husqvarna TC/FC 125-450, TE/FE 125-501 14-15	466385	69.95 G
Husqvarna TC/FC 125-450, TE/FE 125-501 2016	466386	69.95 G


ALL-GRIP MATERIAL SHEETS

This is a 54" x 36" sheet of All-Grip Material that can be cut for custom applications.

Available in Black, Red, Blue, Green & Yellow



COLOR	PART #	
ALL-GRIP MATERIAL SHEETS		
Black All-grip Sheet 54x36"	466984	39.95 G
Red All-grip Sheet 54x36"	466987	39.95 G
Blue All-grip Sheet 54x36"	466986	39.95 G
Green All-grip Sheet 54x36"	466985	39.95 G
Yellow All-grip Sheet 54x36"	466988	39.95 G



- accessories
- body
- handlebar & grips
- cables & levers
- exhaust
- engine
- fuel & intake
- electrical & ignition
- clutch
- drive
- bearings
- brakes
- steering & suspension
- tires
- tools & shop

- accessories
- body
- handlebar & grips
- cables & levers
- exhaust
- engine
- fuel & intake
- electrical & ignition
- clutch
- drive
- bearings
- brakes
- steering & suspension
- tires
- tools & shop

FX TRIM KITS

FACTORY EFFEX

NEW ITEMS

SPONSOR LOWER FORKS



MODEL	PART #		
SPONSOR LOWER FORKS			
CR/CRF 125-500 90-14	467121	15.95	G
YZ125/250/250F/400F/426F/450F 96-04	467115	15.95	G
YZ125/250/250F/450F 05-07	467116	15.95	G
YZ125/250 08-14, YZ250F/450F 08-09	467117	15.95	G
YZ250F/450F 10-14	467118	15.95	G
SX/EXC/MXC 01-07	467125	15.95	G
SX/EXC/MXC/XC 08-14	467126	15.95	G

HONDA STANDARD TRIM KIT (20" X 24" SHEETS)



MODEL	PART #		
HONDA			
Honda CR125 98-99, CR250 97-99	467151	54.95	G
Honda CR125/250 00-03, CRF450 02-03	467152	54.95	G
Honda CR125/250 04-08, CRF450 04	467153	54.95	G
Honda CRF250 04-09	467154	54.95	G
Honda CRF450 05-08	467155	54.95	G
Honda CRF250 10-13, CRF450 09-12	467156	54.95	G
Honda CRF250 14-16, CRF450 13-16	467157	54.95	G

KAWASAKI STANDARD TRIM KIT (20" X 24" SHEETS)



MODEL	PART #		
KAWASAKI			
Kawasaki KX125/250 99-02	466447	54.95	G
Kawasaki KX125/250 04-08	466448	54.95	G
Kawasaki KX250F 04-05	466449	54.95	G
Kawasaki KX250F/450F 06-08	466450	54.95	G
Kawasaki KX250F 09-12, KX450F 09-11	466451	54.95	G
Kawasaki KX250F 13-16, KX450F 12-15	466452	54.95	G
Kawasaki KX450F 16	466453	54.95	G

YAMAHA STANDARD TRIM KIT (20" X 24" SHEETS)



MODEL	PART #		
YAMAHA			
Yamaha YZ125/250 93-01, YZ250F/426F 98-02	467141	54.95	G
Yamaha YZ125/250 02-05	467142	54.95	G
Yamaha YZ125/250 06-14	467143	54.95	G
Yamaha YZ125/250 15-16	467144	54.95	G
Yamaha YZ250F/450F 03-05	467145	54.95	G
Yamaha YZ250F/450F 06-08	467146	54.95	G
Yamaha YZ250F/450F 09	467147	54.95	G
Yamaha YZ250F 10-13	467148	54.95	G
Yamaha YZ450F 10-13	467149	54.95	G
Yamaha YZ250F/450F 14-16	467150	54.95	G

SUZUKI STANDARD TRIM KIT (20" X 24" SHEETS)



MODEL	PART #		
SUZUKI			
Suzuki RM125/250 01-08	466454	54.95	G
Suzuki RMZ250 04-06	466455	54.95	G
Suzuki RMZ250 07-09	466456	54.95	G
Suzuki RMZ250 10-16	466457	54.95	G
Suzuki RMZ450 05-07	466458	54.95	G
Suzuki RMZ450 08-16	466459	54.95	G

KTM STANDARD TRIM KIT (20" X 24" SHEETS)



MODEL	PART #		
YAMAHA			
KTM SX125-520 98-02, SX125/525 03	467158	54.95	G
KTM SX200/250/450 03-06, SX125-525 04-06	467159	54.95	G
KTM SX125-450F 07	467160	54.95	G
KTM SX125-450F 08-10	467161	54.95	G
KTM SX125-250 2011	467162	54.95	G
KTM SX125-250 2012, SX250F-450F 11-12	467163	54.95	G
KTM SX125-450F 13-15 (includes SX250 2016)	467164	54.95	G
KTM SX250-450F 15.5, SX125-450F 16 (except SX250)	466460	54.95	G



TRIM KITS CONTINUED

**HUSQVARNA
STANDARD TRIM KIT**
(20" X 24" SHEETS)



MODEL	PART #		
HUSQVARNA			
Husqvarna TC/FC, TE/FE 2014-15	466461	54.95	G
Husqvarna TC/FC, TE/FE 2016	466462	54.95	

**MONSTER
UNIVERSAL
TRIM KIT**
(20" X 24" SHEETS)



MODEL	PART #		
UNIVERSAL			
Universal Bike - Monster	467140	54.95	G

ROCKSTAR UNIVERSAL TRIM KIT
(20" X 24" SHEETS)



Trim kit includes:
universal fender and body pieces

MODEL	PART #		
UNIVERSAL			
Universal Bike - Rockstar	467166	54.95	G

HONDA



YAMAHA



KAWASAKI



SUZUKI



KTM



Includes:
Front & rear fenders, fender arches, swingarm, and upper fork pieces.

MODEL	PART #		
METAL MULISHA - UNIVERSAL			
Metal Mulisha Universal Kawasaki	467268	54.95	G
Metal Mulisha Universal Yamaha	467269	54.95	G
Metal Mulisha Universal Honda	467270	54.95	G
Metal Mulisha Universal Suzuki	467271	54.95	G
Metal Mulisha Universal KTM	467272	54.95	G

- accessories
- body
- handlebar & grips
- cables & levers
- exhaust
- engine
- fuel & intake
- electrical & ignition
- clutch
- drive
- bearings
- brakes
- steering & suspension
- tires
- tools & shop

NEW ITEMS



BAR PADS & GRIP DONUTS

FACTORY EFFEX

BULGE BAR PADS

Features a Scratch resistant screen printed design and velcro closures on cover, with foam pad.



MODEL	PART #		
BULGE BAR PADS			
Honda	467016	19.95	G
Yamaha	467013	19.95	G
Kawasaki	467010	19.95	G
Suzuki	467019	19.95	G
KTM	467020	19.95	G
Husqvarna	466463	19.95	G
Metal Mulisha	466980	19.95	G
Rockstar	467049	19.95	G

CONVENTIONAL BAR PADS

10" & 7.5" Conventional Bar Pads come with a scratch-resistant, screen printed design.

They also feature velcro closures on the cover with foam pad.



MODEL	PART #		
10" CONVENTIONAL BAR PADS			
Honda	467015	14.95	G
Yamaha	467012	14.95	G
Kawasaki	467009	14.95	G
Suzuki	467018	14.95	G
Metal Mulisha	466979	14.95	G
Rockstar	467048	14.95	G

MODEL	PART #		
7.5" MINI CONVENTIONAL BAR PADS			
Honda	467014	14.95	G
Yamaha	467011	14.95	G
Kawasaki	467008	14.95	G
Suzuki	467017	14.95	G
Metal Mulisha	466978	14.95	G
Rockstar	467047	14.95	G

GRIP DONUTS

The Moto Grip Donuts feature a patterned, screen printed design. Sold in pairs.



MODEL	PART #		
GRIP DONUTS			
Moto Grip Donuts - Rockstar 'Stars'	467050	4.95	G
Moto Grip Donuts - Rockstar Logo	467051	4.95	G
Moto Grip Donuts - Honda	467167	4.95	G
Moto Grip Donuts - Kawasaki	466717	4.95	G
Moto Grip Donuts - Suzuki	466669	4.95	G
Moto Grip Donuts - Shattered Orange (Ktm)	466883	4.95	G
Moto Grip Donuts - Skulls	466670	4.95	G
Moto Grip Donuts - Iron Crosses	466671	4.95	G
Moto Grip Donuts - Spider Web	466672	4.95	G

MODEL	PART #		
GRIP DONUTS CONTINUED			
Moto Grip Donuts - FX logo	466718	4.95	G
Moto Grip Donuts - Random	466748	4.95	G
Moto Grip Donuts - Argyle	466749	4.95	G
Moto Grip Donuts - Metal Mulisha White/Black	466981	4.95	G
Moto Grip Donuts - Metal Mulisha Red/Black	466982	4.95	G
Moto Grip Donuts - FX Rad	466932	4.95	G
Moto Grip Donuts - Blue/White (Yamaha)	467021	4.95	G
Moto Grip Donuts - FX Stencil	467168	4.95	G
Moto Grip Donuts - Caution	467169	4.95	G



NUMBERS

FACTORY EFFEX

NUMBERS

**12345
67890**



FACTORY 1234567890

STYLE	PART #		
FACTORY NUMBERS			
Factory 4" Black - 0	466677	5.95	L
Factory 4" Black - 1	467383	5.95	L
Factory 4" Black - 2	467384	5.95	L
Factory 4" Black - 3	467385	5.95	L
Factory 4" Black - 4	467386	5.95	L
Factory 4" Black - 5	467387	5.95	L
Factory 4" Black - 6	467388	5.95	L
Factory 4" Black - 7	467389	5.95	L
Factory 4" Black - 8	467390	5.95	L
Factory 4" Black - 9	467391	5.95	L
Factory 4" White - 0	466678	5.95	L
Factory 4" White - 1	467392	5.95	L
Factory 4" White - 2	467393	5.95	L
Factory 4" White - 3	467394	5.95	L
Factory 4" White - 4	467395	5.95	L
Factory 4" White - 5	467396	5.95	L
Factory 4" White - 6	467397	5.95	L
Factory 4" White - 7	467398	5.95	L
Factory 4" White - 8	467399	5.95	L
Factory 4" White - 9	467400	5.95	L
Factory 6" Black - 0	466679	6.95	L
Factory 6" Black - 1	467401	6.95	L
Factory 6" Black - 2	467402	6.95	L
Factory 6" Black - 3	467403	6.95	L
Factory 6" Black - 4	467404	6.95	L
Factory 6" Black - 5	467405	6.95	L
Factory 6" Black - 6	467406	6.95	L
Factory 6" Black - 7	467407	6.95	L
Factory 6" Black - 8	467408	6.95	L
Factory 6" Black - 9	467409	6.95	L
Factory 6" White - 0	466680	6.95	L
Factory 6" White - 1	467410	6.95	L
Factory 6" White - 2	467411	6.95	L
Factory 6" White - 3	467412	6.95	L
Factory 6" White - 4	467413	6.95	L
Factory 6" White - 5	467414	6.95	L
Factory 6" White - 6	467415	6.95	L
Factory 6" White - 7	467416	6.95	L
Factory 6" White - 8	467417	6.95	L
Factory 6" White - 9	467418	6.95	L

STYLE	PART #		
FACTORY NUMBERS CONTINUED			
Factory 7" Black - 0	466681	6.95	L
Factory 7" Black - 1	467419	6.95	L
Factory 7" Black - 2	467420	6.95	L
Factory 7" Black - 3	467421	6.95	L
Factory 7" Black - 4	467422	6.95	L
Factory 7" Black - 5	467423	6.95	L
Factory 7" Black - 6	467424	6.95	L
Factory 7" Black - 7	467425	6.95	L
Factory 7" Black - 8	467426	6.95	L
Factory 7" Black - 9	467427	6.95	L
Factory 7" White - 0	466682	6.95	L
Factory 7" White - 1	467428	6.95	L
Factory 7" White - 2	467429	6.95	L
Factory 7" White - 3	467430	6.95	L
Factory 7" White - 4	467431	6.95	L
Factory 7" White - 5	467432	6.95	L
Factory 7" White - 6	467433	6.95	L
Factory 7" White - 7	467434	6.95	L
Factory 7" White - 8	467435	6.95	L
Factory 7" White - 9	467436	6.95	L

PRO

0123456789

STYLE	PART #		
PRO NUMBERS			
Pro 8" Black - 0	466544	6.95	L
Pro 8" Black - 1	467293	6.95	L
Pro 8" Black - 2	467294	6.95	L
Pro 8" Black - 3	467295	6.95	L
Pro 8" Black - 4	467296	6.95	L
Pro 8" Black - 5	467297	6.95	L
Pro 8" Black - 6	467298	6.95	L
Pro 8" Black - 7	467299	6.95	L
Pro 8" Black - 8	467300	6.95	L
Pro 8" Black - 9	467301	6.95	L
Pro 8" White - 0	466545	6.95	L
Pro 8" White - 1	467302	6.95	L
Pro 8" White - 2	467303	6.95	L
Pro 8" White - 3	467304	6.95	L
Pro 8" White - 4	467305	6.95	L
Pro 8" White - 5	467306	6.95	L
Pro 8" White - 6	467307	6.95	L
Pro 8" White - 7	467308	6.95	L
Pro 8" White - 8	467309	6.95	L
Pro 8" White - 9	467310	6.95	L

- accessories
- body
- handlebar & grips
- cables & levers
- exhaust
- engine
- fuel & intake
- electrical & ignition
- clutch
- drive
- bearings
- brakes
- steering & suspension
- tires
- tools & shop



NUMBERS CONTINUED

PRO 0123456789

PRO 0123456789

STYLE	PART #		
PRO NUMBERS CONTINUED			
Pro 7" Black - 0	466542	6.95	L
Pro 7" Black - 1	467273	6.95	L
Pro 7" Black - 2	467276	6.95	L
Pro 7" Black - 3	467277	6.95	L
Pro 7" Black - 4	467278	6.95	L
Pro 7" Black - 5	467279	6.95	L
Pro 7" Black - 6	467280	6.95	L
Pro 7" Black - 7	467281	6.95	L
Pro 7" Black - 8	467282	6.95	L
Pro 7" Black - 9	467283	6.95	L
Pro 7" White - 0	466543	6.95	L
Pro 7" White - 1	467284	6.95	L
Pro 7" White - 2	467285	6.95	L
Pro 7" White - 3	467286	6.95	L
Pro 7" White - 4	467287	6.95	L
Pro 7" White - 5	467288	6.95	L
Pro 7" White - 6	467289	6.95	L
Pro 7" White - 7	467290	6.95	L
Pro 7" White - 8	467291	6.95	L
Pro 7" White - 9	467292	6.95	L
Pro 5" Black - 0	466560	5.95	L
Pro 5" Black - 1	467356	5.95	L
Pro 5" Black - 2	467357	5.95	L
Pro 5" Black - 3	467358	5.95	L
Pro 5" Black - 4	467359	5.95	L
Pro 5" Black - 5	467360	5.95	L
Pro 5" Black - 6	467361	5.95	L
Pro 5" Black - 7	467362	5.95	L
Pro 5" Black - 8	467363	5.95	L
Pro 5" Black - 9	467364	5.95	L
Pro 5" White - 0	466554	5.95	L
Pro 5" White - 1	467347	5.95	L
Pro 5" White - 2	467348	5.95	L
Pro 5" White - 3	467349	5.95	L
Pro 5" White - 4	467350	5.95	L
Pro 5" White - 5	467351	5.95	L
Pro 5" White - 6	467352	5.95	L
Pro 5" White - 7	467353	5.95	L
Pro 5" White - 8	467354	5.95	L
Pro 5" White - 9	467355	5.95	L
Pro 4" Black - 0	466562	5.95	L
Pro 4" Black - 1	467374	5.95	L
Pro 4" Black - 2	467375	5.95	L
Pro 4" Black - 3	467376	5.95	L
Pro 4" Black - 4	467377	5.95	L
Pro 4" Black - 5	467378	5.95	L
Pro 4" Black - 6	467379	5.95	L
Pro 4" Black - 7	467380	5.95	L
Pro 4" Black - 8	467381	5.95	L
Pro 4" Black - 9	467382	5.95	L

STYLE	PART #		
PRO NUMBERS CONTINUED			
Pro 4" White - 0	466561	5.95	L
Pro 4" White - 1	467365	5.95	L
Pro 4" White - 2	467366	5.95	L
Pro 4" White - 3	467367	5.95	L
Pro 4" White - 4	467368	5.95	L
Pro 4" White - 5	467369	5.95	L
Pro 4" White - 6	467370	5.95	L
Pro 4" White - 7	467371	5.95	L
Pro 4" White - 8	467372	5.95	L
Pro 4" White - 9	467373	5.95	L

STANDARD

01234 56789

STYLE	PART #		
STANDARD NUMBERS			
Standard 8" Black - 0	466548	3.49	L
Standard 8" Black - 1	467329	3.49	L
Standard 8" Black - 2	467330	3.49	L
Standard 8" Black - 3	467331	3.49	L
Standard 8" Black - 4	467332	3.49	L
Standard 8" Black - 5	467333	3.49	L
Standard 8" Black - 6	467334	3.49	L
Standard 8" Black - 7	467335	3.49	L
Standard 8" Black - 8	467336	3.49	L
Standard 8" Black - 8	467337	3.49	L
Standard 8" White - 0	466549	3.49	L
Standard 8" White - 1	467338	3.49	L
Standard 8" White - 2	467339	3.49	L
Standard 8" White - 3	467340	3.49	L
Standard 8" White - 4	467341	3.49	L
Standard 8" White - 5	467342	3.49	L
Standard 8" White - 6	467343	3.49	L
Standard 8" White - 7	467344	3.49	L
Standard 8" White - 8	467345	3.49	L
Standard 8" White - 9	467346	3.49	L



NUMBERS & NUMBER PLATES

STANDARD **0123456789**

STYLE	PART #		
STANDARD NUMBERS CONTINUED			
Standard 6" Black - 0	466546	2.49	L
Standard 6" Black - 1	467311	2.49	L
Standard 6" Black - 2	467312	2.49	L
Standard 6" Black - 3	467313	2.49	L
Standard 6" Black - 4	467314	2.49	L
Standard 6" Black - 5	467315	2.49	L
Standard 6" Black - 6	467316	2.49	L
Standard 6" Black - 7	467317	2.49	L
Standard 6" Black - 8	467318	2.49	L
Standard 6" Black - 9	467319	2.49	L
Standard 6" White - 0	466547	2.49	L
Standard 6" White - 1	467320	2.49	L
Standard 6" White - 2	467321	2.49	L
Standard 6" White - 3	467322	2.49	L
Standard 6" White - 4	467323	2.49	L
Standard 6" White - 5	467324	2.49	L
Standard 6" White - 6	467325	2.49	L
Standard 6" White - 7	467326	2.49	L
Standard 6" White - 8	467327	2.49	L
Standard 6" White - 9	467328	2.49	L

ALPHA KIT

Alpha Kit includes:
one of each letter
"A,B,C,D,X,Y and Z"

black 3 inch, 4 mil. Vinyl.

ALPHA

**ABCD
XYZ**


STYLE	PART #		
ALPHA			
Alpha Kit	466519	2.49	V

**HONDA GRAPHIC PRE-CUT
NUMBER PLATE BACKGROUNDS**



MODEL	PART #		
HONDA			
Honda CRF250 06-07 Black	466863	44.95	D
Honda CRF250 06-07 White	466864	44.95	D
Honda CRF250 08-09 Black	466865	44.95	D
Honda CRF250 08-09 White	466866	44.95	D
Honda CRF450 05-06 Black	466867	44.95	D
Honda CRF450 05-06 White	466868	44.95	D
Honda CRF450 07 Black	466869	44.95	D
Honda CRF450 07 White	466870	44.95	D
Honda CRF450 08 Black	466871	44.95	D
Honda CRF450 08 White	466872	44.95	D
Honda CRF250 10-13, CRF450 09-12 Black	466873	44.95	D
Honda CRF250 10-13, CRF450 09-12 White	466874	44.95	D
Honda CRF250 14-16, CRF450 13-16 Black	466928	44.95	D
Honda CRF250 14-16, CRF450 13-16 White	466929	44.95	D

**YAMAHA GRAPHIC PRE-CUT
NUMBER PLATE BACKGROUNDS**



MODEL	PART #		
YAMAHA			
Yamaha YZ250F/450F 03-05 black	466859	44.95	D
Yamaha YZ250F/450F 03-05 white	466860	44.95	D
Yamaha YZ250F/450F 06-09 black	466861	44.95	D
Yamaha YZ250F/450F 06-09 white	466862	44.95	D
Yamaha YZ250F 10-13 black	466922	44.95	D
Yamaha YZ250F 10-13 white	466923	44.95	D
Yamaha YZ450F 10-13 black	466924	44.95	D
Yamaha YZ450F 10-13 white	466925	44.95	D
Yamaha YZ250F/450F 14-16 black	466926	44.95	D
Yamaha YZ250F/450F 14-16 white	466927	44.95	D

- accessories
- body**
- handlebar & grips
- cables & levers
- exhaust
- engine
- fuel & intake
- electrical & ignition
- clutch
- drive
- bearings
- brakes
- steering & suspension
- tires
- tools & shop

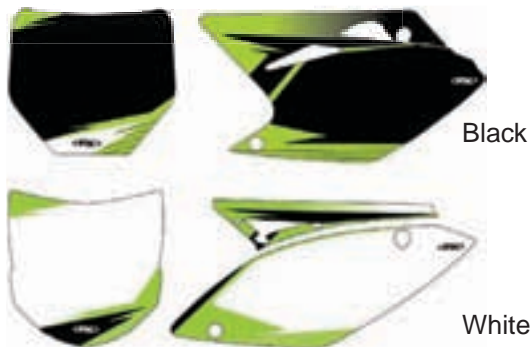
- accessories
- body
- handlebar & grips
- cables & levers
- exhaust
- engine
- fuel & intake
- electrical & ignition
- clutch
- drive
- bearings
- brakes
- steering & suspension
- tires
- tools & shop



NUMBER PLATES CONTINUED



KAWASAKI GRAPHIC PRE-CUT NUMBER PLATE BACKGROUNDS



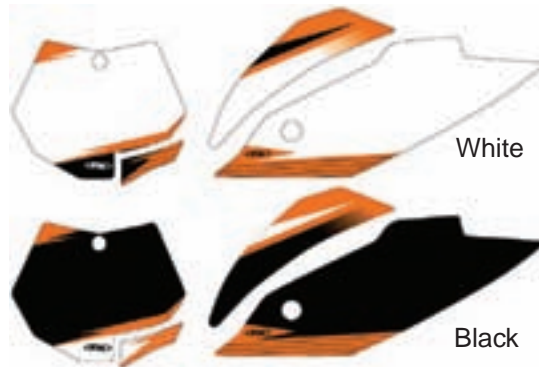
MODEL	PART #
KAWASAKI	
Kawasaki KX250F 06-08 Black	466849 44.95 D
Kawasaki KX250F 06-08 White	466850 44.95 D
Kawasaki KX450F 06-08 Black	466851 44.95 D
Kawasaki KX450F 06-08 White	466852 44.95 D
Kawasaki KX250F 09-12, KX450F 09-11 Black	466853 44.95 D
Kawasaki KX250F 09-12, KX450F 09-11 White	466854 44.95 D
Kawasaki KX450F 2012 Black	466855 44.95 D
Kawasaki KX450F 2012 White	466856 44.95 D
Kawasaki KX250F 13-16/KX450F 13-15 Black	466857 44.95 D
Kawasaki KX250F 13-16/KX450F 13-15 White	466858 44.95 D
Kawasaki KX450F 16 Black	466470 44.95 D
Kawasaki KX450F 16 White	466471 44.95 D

SUZUKI GRAPHIC PRE-CUT NUMBER PLATE BACKGROUNDS



MODEL	PART #
SUZUKI	
Suzuki RMZ250 07-09 Black	466875 44.95 D
Suzuki RMZ250 07-09 White	466876 44.95 D
Suzuki RMZ250 10-16 Black	466930 44.95 D
Suzuki RMZ250 10-16 White	466931 44.95 D
Suzuki RMZ450 08-16 Black	466877 44.95 D
Suzuki RMZ450 08-16 White	466878 44.95 D

KTM GRAPHIC PRE-CUT NUMBER PLATE BACKGROUNDS



MODEL	PART #
KTM	
KTM EXC 08-13 Black	466879 44.95 D
KTM EXC 08-13 White	466880 44.95 D
KTM SX 07-10, XC 08-10 Black	466881 44.95 D
KTM SX 07-10, XC 08-10 White	466882 44.95 D
KTM SX125-450 11-12, XC 11-12 Black	466975 44.95 D
KTM SX125-450 11-12, XC 11-12 White	466977 44.95 D
KTM SX125-450 13-15, XC 13-15 Black	466974 44.95 D
KTM SX125-450 13-15, XC 13-15 White	466976 44.95 D
SX250-450F 15.5, SX125-450F 16 Black	466472 44.95 D
SX250-450F 15.5, SX125-450F 16 White	466473 44.95 D

UNIVERSAL BACKGROUND SHEETS

The Universal Background Sheets include three (3) 12"X18" 16 mil. sheets.

Great for making custom backgrounds or covering any area on your bike or ATV.



COLOR	PART #
UNIVERSAL BACKGROUND SHEETS (3 PACK)	
White	466520 14.95 G
Black	466521 14.95 G
Yellow	466522 14.95 G
Green	466523 14.95 G
Clear	466524 14.95 G
Red	466555 14.95 G
Blue	466556 14.95 G
Carbon Fiber	466525 19.95 G



STICKERS & DECALS

NEW SYSTEM

GRIP TAPE SHEETS

Features one (1) 12"x18" grip sheet on 12 mil. vinyl

Uses a high-tack adhesive and is ideal for protecting graphics and/or frame grip traction.

Recommended for lower areas of bike that pants do not contact (frame, frame guards, etc.)

Medium grip is less abrasive - excellent for upper areas of bike (shrouds, side panels, etc.)



COLOR	PART #	
GRIP TAPE SHEETS (12"X18")		
Medium Clear	466493	19.95 G
High Black	466494	19.95 G
High Clear	466495	19.95 G
High Red	466745	19.95 G
High Yellow	466746	19.95 G
High Orange	466747	19.95 G
High Blue	466806	19.95 G



STYLE	PART #	
UNIVERSAL OEM STICKER KITS (13"X19") - 8MIL		
KTM	466474	21.95 G
Kawasaki	466719	21.95 G
Yamaha	466755	21.95 G
Honda	466756	21.95 G
Suzuki	466757	21.95 G



STYLE	PART #	
SPONSOR/LOGO STICKER SHEETS (13"X19") - 4MIL		
Sponsor Kit A	466750	14.95 D
Sponsor Kit B	466751	14.95 D
Sponsor Kit C	466752	14.95 D
Sponsor Kit D	466753	14.95 D



STYLE	PART #	
STICKER KITS (13"X19") - 4MIL		
Fun Phrases Sticker Kit	466650	14.95 D
FX Icon Sticker Kit	467170	14.95 D
Micro Sponsor Kit	466754	14.95 D



STYLE	PART #	
MONSTER STICKER KITS (13"X19") - 4MIL		
Monster Sticker Kit 1	467171	16.95 G
Monster Sticker Kit 2 (XL)	467172	16.95 G



STYLE	PART #	
METAL MULISHA STICKER KITS (13"X19") - 4MIL		
Metal Mulisha Sticker Kit 1	466983	14.95 D
Metal Mulisha Sticker Kit 2	467052	14.95 D

- accessories
- body**
- handlebar & grips
- cables & levers
- exhaust
- engine
- fuel & intake
- electrical & ignition
- clutch
- drive
- bearings
- brakes
- steering & suspension
- tires
- tools & shop

accessories

body

handlebar & grips

cables & levers

exhaust

engine

fuel & intake

electrical & ignition

clutch

drive

bearings

brakes

steering & suspension

tires

tools & shop

STICKERS & DECALS CONTINUED

FACTORY EFFEX



467022



467023

STYLE	PART #		
ROCKSTAR STICKER KITS (13"X19") - 4MIL			
Mylar Rockstar Energy Sticker Sheet	467022	19.95	G
Rockstar Energy Sticker Sheet	467023	14.95	D



STYLE	PART #		
DEALER 5-PACK STICKERS (3"-8") - 4MIL			
FX Splat	466758	4.95	L
FX Drip	466759	4.95	L
FX America	466760	4.95	L
FX MVP	466761	4.95	L
FX Crest	466762	4.95	L
FX Times Up Logo	466763	4.95	L
FX Triumph	466885	4.95	L
Box FX Icon	466886	4.95	L
FX Shattered	466887	4.95	L
Renthal	466496	4.95	L
FX Skull	466498	4.95	L
NGK	466503	4.95	L
Dunlop (yellow)	466504	4.95	L
Dunlop (black)	466505	4.95	L
Showa	466507	4.95	L
Bridgestone	466512	4.95	L
Kayaba	466513	4.95	L
HRC	466501	4.95	L
Honda	466502	4.95	L
Yamaha - Black	466614	4.95	L
Kawasaki	466721	4.95	L
Suzuki	466506	4.95	L
FMF	466517	4.95	L
Pro-Circuit	466518	4.95	L
Maxxis	466611	4.95	L
Michelin	466612	4.95	L
KTM	466475	4.95	L



3-PACK!

STYLE	PART #		
SUSPENSION SPEC STICKER			
Suspension Spec Sticker (3 pack)	466613	4.95	G



3-PACK!

STYLE	PART #		
TEMPERATURE STICKERS			
Temp Stickers (3 Pack)	466683	14.95	




STYLE	PART #		
DEALER 3-8" DIE-CUT STICKERS (3 PACK)			
Renthal 8" (white die-cut)	466888	13.95	H
Honda Wing 8" (red die-cut)	466511	13.95	H
Ride Red 8" (Red die-cut)	466508	13.95	H
Honda Wing 8" (white die-cut)	466516	13.95	H



STICKERS & DECALS CONTINUED

FACTORY EFFEX



STYLE	PART #	
REFLECTIVE STICKER - 3 PACK (1"X37/8" EACH)		
White Reflective	466989	4.95 L
Yamaha Blue Reflective	466990	4.95 L
CR Red Reflective	466991	4.95 L
Suzuki Yellow Reflective	466992	4.95 L
Reflective - Multi pack (White, Blue, Red, Yellow)	466993	14.95 L



22 INCHES!

STYLE	PART #	
FX PROMO STICKERS (22" LONG)		
FX (red) 22" Biggie	466621	10.95 G
FX (blue) 22" Biggie	466622	10.95 G



STYLE	PART #	
ROCKSTAR 1' DIE-CUT STICKERS		
Rockstar text logo (yellow)	467024	4.95 G
Rockstar star logo (yellow)	467025	4.95 G



STYLE	PART #	
1' DIE-CUT STICKERS		
KTM (white)	466476	4.95 G
Yamaha (white)	466615	4.95 G
Kawasaki (white)	466722	4.95 G
Honda (white)	466618	4.95 G
Suzuki (white)	466684	4.95 G
KTM (black)	466477	4.95 G
Yamaha (black)	466892	4.95 G
Kawasaki (black)	466890	4.95 G
Honda (red)	466894	4.95 G
Suzuki (black)	466896	4.95 G



Horizontal



Corporate

STYLE	PART #	
FACTORY EFFEX 1' DIE-CUT STICKERS		
FX Horizontal (white)	466994	4.95 G
FX Corporate (white)	466764	4.95 G



STYLE	PART #	
3' DIE-CUT STICKERS		
KTM (white)	466478	11.95 G
Yamaha (white)	466616	11.95 G
Kawasaki (white)	466723	11.95 G
Honda (white)	466619	11.95 G
Suzuki (white)	466685	11.95 G
KTM (black)	466479	11.95 G
Yamaha (black)	466893	11.95 G
Kawasaki (black)	466891	11.95 G
Honda (red)	466895	11.95 G
Suzuki (black)	466897	11.95 G



STYLE	PART #	
FACTORY EFFEX 3' DIE-CUT STICKERS		
FX Horizontal (white)	466996	11.95 G
FX Corporate (black)	466889	11.95 G



STYLE	PART #	
5' DIE-CUT STICKERS		
KTM (black)	466480	19.95 G
Yamaha (black)	466617	19.95 G
Kawasaki (black)	466724	19.95 G
Honda (red)	466620	19.95 G
Suzuki (black)	466686	19.95 G
FX Horizontal (Black)	466995	19.95 G

- accessories
- body
- handlebar & grips
- cables & levers
- exhaust
- engine
- fuel & intake
- electrical & ignition
- clutch
- drive
- bearings
- brakes
- steering & suspension
- tires
- tools & shop

- accessories
- body
- handlebar & grips
- cables & levers
- exhaust
- engine
- fuel & intake
- electrical & ignition
- clutch
- drive
- bearings
- brakes
- steering & suspension
- tires
- tools & shop



CHAIRS & MORE!

FACTORY EFFEX PIT BOARD

The Factory Effex Pit Board uses patent pending Clean-Slate technology. Improved non-porous, super flexible and extremely durable coating. Markers wipe off clean, leaving no residue.



STYLE	PART #		
PIT BOARD			
FX Pit Board	466720	34.95	D

CHEST PROTECTOR ID KIT

The Chest Protector ID Kit works with all our 7" numbers on light and dark chest protectors. Includes one clear and one white number plate background. Mounting hardware included. Typically enough letters for two chest protectors.



STYLE	PART #		
CHEST PROTECTOR ID KIT			
Chest Protector ID Kit	466884	39.95	G

CAMPING CHAIRS

Folding camping chair with screen printed logos and TPR Patch.

Features double cup holders, steel construction frame and polyester cover material.

Includes Draw string closure bag with shoulder strap.

Officially licensed product

STYLE	PART #		
CAMPING CHAIRS			
Honda	466485	39.95	G
Yamaha	466486	39.95	G
Kawasaki	466487	39.95	G
Suzuki	466488	39.95	G





PSYCHIC
MX COMPONENTS

Since 2006 Psychic MX has been supplying superior quality motocross parts and accessories. All our products are designed by riders, for riders.

Aggressive product development and a focus on quality enables us to offer products that keep your machine running at its highest potential. We work with world class facilities to manufacture our products, most of which boast ISO:14001 and TS:16949 certifications. From OEM replacement equipment to aftermarket upgrades, knowing what riders want gives us the Psychic advantage.

DIRT BIKE SEAT COVERS

- Complete seats ready to install. Bolt on and go.
- 2 Styles: standard and tall (+1" higher than standard seats)
- Seamless, UV & water resistant covers for better foam protection and cleaner appearance
- The seat covers feature a unique grip design to keep slippage at a minimum
- Industry leading polyurethane foam slows breakdown and maximizes seat life 5.3 lb/ft³ (85kg/m³ density)
- Replacement foam and covers available



MODEL	YEAR	STANDARD SEAT	TALL SEAT
HONDA COMPLETE SEAT			
CR125	00-07	679364 99.95 G	679383 109.95 G
CRF250R	04-09	679365 99.95 G	679384 109.95 G
CRF250R	10-13	679371 99.95 G	679390 109.95 G
CRF450R	05-08	679355 99.95 G	679374 109.95 G
CRF450R	09-12	679371 99.95 G	679390 109.95 G
KAWASAKI COMPLETE SEAT			
KX125	03-07	679362 99.95 G	679381 109.95 G
KX250F	04-05	679361 99.95 G	679380 109.95 G
KX250F	06-08	679356 99.95 G	679375 109.95 G
KX250F	09-12	679363 99.95 G	679382 109.95 G
KX450F	09-11	679363 99.95 G	679382 109.95 G
KTM COMPLETE SEAT			
125SX	11-13	679366 99.95 G	679385 109.95 G
150SX	11-13	679366 99.95 G	679385 109.95 G
200XC-W	12-13	679366 99.95 G	679385 109.95 G
250SX	11-13	679366 99.95 G	679385 109.95 G
250SX-F	11-13	679366 99.95 G	679385 109.95 G
250XC	11-13	679366 99.95 G	679385 109.95 G
250XC-F	11-13	679366 99.95 G	679385 109.95 G
250XC-W	12-13	679366 99.95 G	679385 109.95 G
250XC-F-W	12-13	679366 99.95 G	679385 109.95 G
300XC	11-13	679366 99.95 G	679385 109.95 G
300XC-W	12-13	679366 99.95 G	679385 109.95 G

MODEL	YEAR	STANDARD SEAT	TALL SEAT
KTM COMPLETE SEAT CONTINUED			
350EXC-F	12-13	679366 99.95 G	679385 109.95 G
350SX-F	11-13	679366 99.95 G	679385 109.95 G
350XC-F	11-13	679366 99.95 G	679385 109.95 G
350XC-F-W	12-13	679366 99.95 G	679385 109.95 G
450SX-F	11-13	679366 99.95 G	679385 109.95 G
450XC-W	12-13	679366 99.95 G	679385 109.95 G
500EXC	12-13	679366 99.95 G	679385 109.95 G
500XC-W	12-13		
SUZUKI COMPLETE SEAT			
RMZ125	01-07	679360 99.95 G	679379 109.95 G
RMZ250			
RMZ250	04-06	679361 99.95 G	679380 109.95 G
RMZ450	05-07	679354 99.95 G	679373 109.95 G
	08-14	679368 99.95 G	679387 109.95 G
YAMAHA COMPLETE SEAT			
YZ125/250	02-14	679357 99.95 G	679376 109.95 G
YZ250F	03-05	679358 99.95 G	679377 109.95 G
YZ250F	06-09	679359 99.95 G	679378 109.95 G
YZ250F	10-13	679370 99.95 G	679389 109.95 G
YZ450F	06-09	679359 99.95 G	679378 109.95 G
YZ450F	10-13	679369 99.95 G	679388 109.95 G

- accessories
- body**
- handlebar & grips
- cables & levers
- exhaust
- engine
- fuel & intake
- electrical & ignition
- clutch
- drive
- bearings
- brakes
- steering & suspension
- tires
- tools & shop

- accessories
- body**
- handlebar & grips
- cables & levers
- exhaust
- engine
- fuel & intake
- electrical & ignition
- clutch
- drive
- bearings
- brakes
- steering & suspension
- tires
- tools & shop



TRAVELCADE DIRT BIKE SEAT COVERS

- Restore your seat to better than new condition, better comfort, better looks!
- Original factory styling
- Designed to fit right over your original factory seat.
- Saddle Skins unique, built in, foam liner hides minor vinyl and foam damage that may be present in your seat.
- Constructed from high grade, sun and weather resistant vinyl
- Duplicates permanent factory installation
- Easy to follow instructions included (optional draw string installation also available)
- Different colors and sizes are available for all popular dual sport and offroad motorcycles
- Make your bike look like new again!

MODEL	YEAR	COLOR	PART #		
HONDA					
XL600	83-87	RED	AL414	44.95	G
CR500	91-93	RED	AL437	44.95	G
CR500	87-90	RED	AL429	44.95	G
CR500	85	BLUE	AL325	44.95	G
CR480	83	BLUE	AL311	44.95	G
XL350	83-87	RED	AL414	44.95	G
XR250R	84-85	BLUE	AL305	44.95	G
CR250	97-99	BLACK	AL146	44.95	G
CR250	90-91	RED	AL437	44.95	G
CR250	87-89	RED	AL429	44.95	G
CR250	85-86	BLUE	AL325	44.95	G
CR250	93	RED	AL441	44.95	G
CR250	83	BLUE	AL311	44.95	G
XR200	84-85	BLUE	AL305	44.95	G
CR125	97-99	BLACK	AL146	44.95	G
CR125	91-92	RED	AL437	44.95	G
CR125	90	RED	AL429	44.95	G
CR125	87-89	RED	AL429	44.95	G
CR125	93	RED	AL441	44.95	G
CR80	88-93	RED	AL435	44.95	G
Z-50	80-87	BLACK	AL136	44.95	G
Z-50	80-87	BLUE	AL336	44.95	G
Z-50	80-87	RED	AL436	44.95	G

MODEL	YEAR	COLOR	PART #		
KAWASAKI					
KLX650-STREET	93-97	BLUE	AL366	44.95	G
KX500	85	BLUE	AL330	44.95	G
KLX300	97-03	BLUE	AL368	44.95	G
KX250	94-98	BLUE	AL331	44.95	G
KX250	92-93	BLUE	AL343	44.95	G
KX250	85	BLUE	AL330	44.95	G
KLX250, 250R	94-00	BLUE	AL368	44.95	G
KX125	94-98	BLUE	AL331	44.95	G
KX125	92-93	BLUE	AL343	44.95	G
KX125	85	BLUE	AL330	44.95	G
KX60	83-03	BLACK	AL144	44.95	G
SUZUKI					
RM500	81-83	BLUE	AL301	44.95	G
RM465	81-83	BLUE	AL301	44.95	G
RM250	86-99	BLUE	AL304	44.95	G
RM250	81-83	BLUE	AL301	44.95	G
RM125	86-99	BLUE	AL304	44.95	G
RM125	81-83	BLUE	AL301	44.95	G
YAMAHA					
TT500	76-81	BLACK	AL102	44.95	G

SEAT COVER MATERIAL

A high quality vinyl material which offers durability and resists the cold and sun. Remains flexible through temperature changes. 2 sizes available to reupholster your worn seats.



36" x 54"	AW3654	24.95	G	121776	28.95	L
56" x 72"	AW5672	49.95	G	121777	54.95	L



- accessories
- body**
- handlebar & grips
- cables & levers
- exhaust
- engine
- fuel & intake
- electrical & ignition
- clutch
- drive
- bearings
- brakes
- steering & suspension
- tires
- tools & shop



DIRT BIKE SEAT FOAM

- Made in America
- Foam molded from originals
- Molded to fit stock seat base
- Made with closed cell foam technology
- Available for most bikes in stock or tall height
- Backed by our over 25 years of experience in the industry

MODEL/YEAR	PART #		
KTM			
KTM125 91/250/300 90-91 STD.	FM005	29.50	A
KTM EXC 92 STD.	FM008	29.50	A
KTM ALL 2-STROKE 98 STD.	FM013	29.50	A

MODEL/YEAR	PART #		
SUZUKI			
RM100 03-06 STD.	FS017	29.50	A

APEX GRAPHICS



MODEL/YEAR	SEAT COVER		
HONDA			
CCRF450	02-04	CR982	17.50 B
SUZUKI			
RM100	03-05	RM990	17.50 B
YAMAHA			
YZ450F/250F	03-05	YZ1000	17.50 B

TS3 GRAPHICS



MODEL/YEAR	SEAT COVER		
HONDA			
CRF250	04	CR998	15.50 B
KAWASAKI			
KXF250	04-05	KX1001	15.50 B
SUZUKI			
RM100	03-05	RM992	15.50 A

MUD FREE FOAM KIT

An ATV can collect over 300 pounds of mud in just a single race. A motorcycle can collect over 100 pounds. This added weight slows you down, effecting your stamina and control. Riders spend a lot of time and money reducing the weight of ATV or motorcycle and a little mud can add it all back on.



- Kit contains 3 cut-to-fit sheets, enough for one sport ATV or two motorcycles.
- Can be used for more than one race
- Can be power washed
- Can be removed when not needed



224002 25.00 G



- accessories
- body
- handlebar & grips
- cables & levers
- exhaust
- engine
- fuel & intake
- electrical & ignition
- clutch
- drive
- bearings
- brakes
- steering & suspension
- tires
- tools & shop



STOCK REPLACEMENT SEAT COVERS

Tougher Than Stock Replacements.
The industry's only standard replacement CEET cover.
For most bikes from 1980 to present.



MODEL/YEAR	COLOR	PART #			
HONDA					
CR80 96-02	NEON RED/BLACK	CR020	29.50	A	
CR80 85-87	BLUE	CR026	29.50	A	
CR250 81-82	BLUE	CR202	29.50	A	
CR250 79-80	BLUE	CR212	29.50	A	
CR450/480 81-82	BLUE	CR232	29.50	A	
CR125 84	BLUE	CR241	29.50	A	
CR125 83	BLUE	CR243	29.50	A	
CR125 81-82	BLACK	CR246	29.50	A	
CR80 80-82	BLACK	CR252	29.50	A	
CR80 83-84	BLUE/BLACK	CR253	29.50	A	
CR125 98-99/250 97-99 (97 STD)	NEON RED/BLACK	CR307	29.50	A	
CR80 96-02 (98 STD)	BLACK/NEON RED	CR312	29.50	A	
CR80 96-02 (00 STD)	NEON RED	CR315	29.50	A	
CR85 03-06	NEON RED/BLACK	CR320	29.50	A	
KAWASAKI					
KX80 81-82	BLUE	KX001	29.50	A	
KX80 83	BLUE	KX003	29.50	A	
KX125/250 81-82	BLUE	KX190	29.50	A	
KX125/250 83	BLUE	KX194	29.50	A	
KX80/100 98-00	GREEN	KX234	29.50	A	
KX125/250 03-06	BLACK	KX454	29.50	A	
KXF250 04-05	BLACK	KX455	29.50	A	
KLX400 03-06	BLACK	KLX202	29.50	A	

MODEL/YEAR	COLOR	PART #			
KTM					
KTM50 97-01	BLACK	KM300	29.50	A	
KTM65 98-01	BLACK	KM301	29.50	A	
KTM200/250/450 03	BLACK	KM304	29.50	A	
SUZUKI					
RM100/370 77-78	BLACK	RM191	29.50	A	
RM125/250 84-85	BLUE	RM030	29.50	A	
RM80 00-01	BLACK/GRAY	RM300	29.50	A	
RM60 03-06	BLACK	RM304	29.50	A	
RM100 03-06	BLACK	RM306	29.50	A	
DRZ110 03-04	BLACK	DR301	29.50	A	
YAMAHA					
YZ125 83-85	RED	YZ134	29.50	A	
YZ125 81	BLACK	YZ179	29.50	A	
YZ125 82	BLACK	YZ180	29.50	A	
YZ80 82	BLACK	YZ200	29.50	A	
YZ80 81	BLACK	YZ210	29.50	A	
YZ80 79-80	BLACK	YZ220	29.50	A	
YZ125 79-80	BLACK	YZ241	29.50	A	

DIRT BIKE GRIPPER SEAT COVER WITH LOGO

MODEL/YEAR	PART #			
HONDA				
CR85 03-05	CR527	29.50	A	
KAWASAKI				
KX80/100 98-00	KX522	29.50	A	
KXF250 04-06	KX531	29.50	A	
SUZUKI				
RM80 00-01	RM521	29.50	A	
RM60 03-06	RM527	29.50	A	
RM100 03-06	RM529	29.50	A	





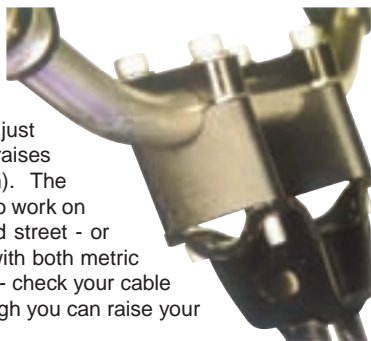
HANDLEBAR & GRIPS

HANDLEBAR & GRIPS

- accessories
- body
- handlebar & grips**
- cables & levers
- exhaust
- engine
- fuel & intake
- electrical & ignition
- clutch
- drive
- bearings
- brakes
- steering & suspension
- tires
- tools & shop

UNIVERSAL BAR RISERS

Need a little bump in bar height? We've got just what you need. Our Universal Bar Riser raises 7/8" bars either 1" (25mm) or 1.6" (40mm). The unique design of these risers allows them to work on virtually any ATV, motorcycle - offroad and street - or snowmobile with 7/8" bars. Risers come with both metric and standard longer mounting bolts. Note - check your cable slack before purchase to determine how high you can raise your bars.



Universal 7/8" Bar Riser - 1" (25mm)	PD15301	35.00	G
Universal 7/8" Bar Riser - 1.6" (40mm)	PD15302	40.00	G



Introducing the new PowerRiser from PowerMadd. This one piece design offers superior strength at an unequalled price. The PowerRiser provides dual pivot points so you can position the riser front to back, while positioning your bars up and down for the perfect bar placement. The PowerRiser comes in two widths - 3.25" for snowmobiles as well as Can Am and Polaris ATVs, and 4.75" for ATVs and motorcycles. Both widths allow you to use standard 7/8" bars or oversize 1 1/8" bars.

POWER RISER 325



The PowerRiser 325 comes in a 2" rise and will work on most snowmobiles with no cable modification.

Check your cable slack for use on ATVs.

Note - One piece OE bar clamps will not work with the PowerRiser 325 - Replacement 7/8" bar clamps are required (PM15470)

2" Tall X 3.25" wide, 7/8" to 1 1/8" Bar	PM15421	69.95	G
--	---------	-------	---

POWER RISER 475



The PowerRiser 475 comes in two heights - 2" and 3".

Both are available for standard 7/8" bars and oversize 1 1/8" bars.

2" Tall X 4.75" wide, 7/8" to 7/8" Bar	PM15430	69.95	G
2" Tall X 4.75" wide, 7/8" to 1 1/8" Bar	PM15431	69.95	G
3" Tall X 4.75" wide, 7/8" to 7/8" Bar	PM15432	74.95	G
3" Tall X 4.75" wide, 7/8" to 1 1/8" Bar	PM15433	74.95	G
2.25" Tall X 4.75" wide, 1 1/8" to 1 1/8" Bar	PM15440	79.95	G

UNIVERSAL OVERSIZE BAR ADAPTOR



The universal adapter allows oversize (1 1/8") bars to be clamped to ATVs, motorcycles and snowmobiles. Also works on top of snowmobile pivot risers.

PM14257	44.95	G
---------	-------	---





POWERMADD BAR PADS



Show your PowerMadd support with these great looking bar pads. Durable, scratch resistant vinyl over formed foam with hook and loop closure for a secure fit.

PowerMadd Crossbar Pad	PD14260	10.00	G
PowerMadd Oversize Crossbar Pad	PD14261	15.00	G



7/8" STEEL HANDLEBARS

OEM replica handlebars • All bars are knurled, have no paint on the throttle side and come with plastic end caps



	BLACK			WHITE			BLUE			RED			YELLOW		
HONDA CR	EM2392461	21.95	L	EM2392462	21.95	L	EM2392463	21.95	L	EM2392464	21.95	L	---		
KAWASAKI KX	EM2392451	21.95	L	EM2392452	21.95	L	EM2392453	21.95	L	---			---		
SUZUKI RM	EM2392471	21.95	L	EM2392472	21.95	L	EM2392473	21.95	L	---			EM2392475	21.95	L
YAMAHA YZ	EM2392481	22.95	L	EM2392482	22.95	L	EM2392483	22.95	L	EM2392484	22.95	L	EM2392485	22.95	L

DIMENSIONS				
CR	WIDTH 31"	RISE 2.75"	PULL BACK 3"	CENTER WIDTH 7"
KX	WIDTH 31"	RISE 2.75"	PULL BACK 3.25"	CENTER WIDTH 6"
YZ	WIDTH 31"	RISE 2.5"	PULL BACK 2.25"	CENTER WIDTH 8.5"



7/8" 978 SERIES ALUMINUM ALLOY HANDLEBARS

A quality aluminum bar with anodized finish which comes complete with "EMGO" "Racing Alloy" crossbar pad



REPLACEMENT CROSSBAR PAD
ALLOY
 Quick-Snap Velcro® closure.
 824743 00.00 0

	BLACK		BLUE		RED		GRAY METAL	
HONDA CR	EM2397861	50.95 H	EM2397863	50.95 H	EM2397864	50.95 H	EM2397868	53.95 H
KAWASAKI KX	EM2397851	52.95 H	EM2397853	53.95 L	EM2397854	53.95 L	EM2397858	50.95 H
SUZUKI RM	EM2397871	53.95 L	EM2397873	53.95 L	EM2397874	53.95 L	EM2397878	53.95 L
YAMAHA YZ	EM2397881	53.95 L	EM2397883	53.95 L	EM2397884	53.95 L	EM2397888	52.95 H

7/8" MX STYLE HANDLEBARS

High quality carbon steel handlebars
 7/8in. diameter, available in chrome or black finish as noted



STYLE	CHROME		BLACK		WIDTH	RISE	PULLBACK	CENTER WIDTH
SUPERSPORTS 7/8"								
WIDE MAGNA	824659	32.95 L	824666	29.95 L	32"	4"	6.5"	4.75"

7/8" HANDLEBARS

High quality carbon steel handlebars
 7/8in. diameter, available in chrome or black finish as noted



STYLE	CHROME		BLACK	
DIRT TRACK TYPE BARS				
# 10	824667	32.95 L	824669	29.95 L
# 24	824668	32.95 L	824670	29.95 L

UNIVERSAL 7/8" HANDLEBARS



CHROME		BLACK	
824693	32.95 L	829186	29.95 L
WIDTH 31.25"	RISE 5.5"	PULL BACK 5"	

- accessories
- body
- handlebar & grips**
- cables & levers
- exhaust
- engine
- fuel & intake
- electrical & ignition
- clutch
- drive
- bearings
- brakes
- steering & suspension
- tires
- tools & shop

DUO DENSITY ROAD GRIPS

HARDER DENSITY AGAINST THE BAR TO KEEP THE GRIP FROM SLIPPING AND THE SOFT GEL DENSITY WHERE NEEDED

- accessories
- body
- handlebar & grips**
- cables & levers
- exhaust
- engine
- fuel & intake
- electrical & ignition
- clutch
- drive
- bearings
- brakes
- steering & suspension
- tires
- tools & shop

717



- 22-25 mm
- 122 mm long

Gray/Black	340000	15.95 G
Red/Black	340001	15.95 G
Blue/Black	340002	15.95 G
Yellow/Black	340003	15.95 G
Green/Black	340004	15.95 G



719



- 22-25 mm
- 125 mm long

Titanium/Black	340005	15.95 G
Blue/Black	340006	15.95 G
Green/Black	340007	15.95 G
Gray/Black	340008	15.95 G
Red/Black	340009	15.95 G
Yellow/Black	340010	15.95 G



721



- 22-25 mm
- 125 mm long

Black	340053	15.95 G
Blue	340054	15.95 G
Green	340055	15.95 G
Gray	340011	15.95 G
Red	340012	15.95 G
Yellow	340013	15.95 G



732



- 22-25 mm
- 125 mm long


Titanium/Black	340014	15.95 G
Red/Black	340015	15.95 G
Blue/Black	340016	15.95 G
Yellow/Black	340017	15.95 G
Green/Black	340018	15.95 G
Black/Black	340070	15.95 G



SINGLE DENSITY ROAD GRIPS

ALL GRIPS SOLD AS A PAIR AND INCLUDE (1) 20 mm (7/8") GRIP AND (1) 25 mm (1") GRIP

698



- 22-25 mm
- 125 mm long

Black	340019	10.95	G
-------	--------	-------	---



699



- 22-25 mm
- 125 mm long

Black	340020	10.95	G
-------	--------	-------	---



713



- 22-25 mm
- 125 mm long

Black	340021	10.95	G
Gray	340022	10.95	G



723



- 22-25 mm
- 125 mm long

Black	340023	9.95	G
Gray	340024	9.95	G



- accessories
- body
- handlebar & grips
- cables & levers
- exhaust
- engine
- fuel & intake
- electrical & ignition
- clutch
- drive
- bearings
- brakes
- steering & suspension
- tires
- tools & shop

HANDLEBAR & GRIPS

- accessories
- body
- handlebar & grips**
- cables & levers
- exhaust
- engine
- fuel & intake
- electrical & ignition
- clutch
- drive
- bearings
- brakes
- steering & suspension
- tires
- tools & shop

788 TRIPLE DENSITY EXTRA SLIM 7/8" - 1"

In all triple density models, the hard density inner tube and the medium density grip ends flanges help toward maximum grip efficiency.



- Firm on the inside, gel density toward the palm of your hand and medium density on the ends
- Riders are always looking for soft grips that don't slip on the bar
- Stronger inner sleeve helps minimize grip movement, while providing both a soft gel material and a harder material where needed.

Red-Gray-Black	77-7886	20.95	J
Blue-Gray-Black	77-7887	20.95	J
Orange-Gray-Black	77-7885	20.95	J
Dark Gray-Gray-Black	77-7888	20.95	J

801 DUO DENSITY MX GRIP 7/8" - 1"



- Innovative grips designed for comfort and control
- Used by World Championship competitors
- Half waffle grips featuring a flange that is layered with extra soft GONT duo-density padding
- Hard density against the bar to decrease twisting and movement on the bar; soft density on the outside layer to provide maximum comfort and reduced vibration
- For machines with 7/8" - 1" handlebars and twist throttles

Black-Gray	77-8012	15.95	J
Red-Gray	77-8016	15.95	J
Blue-Gray	77-8017	15.95	J

MX SET 7/8" / 1"

A combination of pebble/waffle styles for a firm comfortable grip. Sold as a pair.



Black	EM4224630	5.95	L
Royal Blue	EM4224632	5.95	L
Red	EM4224634	5.95	L
Yellow	EM4224635	5.95	L
Green	EM4224636	5.95	L



FORMULA 630 7/8" / 1"

Enduro style w/wire groove. Sold as a pair.



Black	EM4224620	5.95	L
Blue	EM4224623	5.95	L
Red	EM4224624	5.95	L

FORMULA 630 7/8" / 1"

CR style. Sold as a pair.



Black	EM4224610	5.95	L
Royal Blue	EM4224612	5.95	L
Red	EM4224614	5.95	L

GRIPLOCK



• A high adhesive specially formulated to keep grips in place without damaging the rubber • Griplock puts an end to grips twisting or sliding off • Ideal for motorcycle, personal watercraft, snowmobiles and ATVs

1 oz.	TB1501	10.95	G
10 gm.	TB1505	7.95	G



Spider Motorsports Grips use specially formulated compounds that retain tackiness when wet. These compounds molded into a diamond web design, shed water and make it easier to hold on for better control and less fatigue.



Firmer material to increase durability and reduce grip twisting on the bar. Soft gel material to increase comfort and add tackiness for better holding power and vibration dampening, reducing fatigue.

M1 OFF-ROAD

7/8" / 1"

SOLD PER PAIR

- Firm first layer reflects vibration and increases durability
- Softer gel outer layer sheds mud and water, increases gripping power, reduces vibration for more comfort - less fatigue
- End caps reinforced to improve durability
- Integrated safety wire grooves



	Gray w/Black Diamonds		Graphite w/Black Diamonds		Black w/ Dark Gray Diamonds
SG3000	16.95	L	SG3001	16.95	L
	Green w/Black Diamonds		Yellow w/Black Diamonds		Orange w/Black Diamonds
SG3003	16.95	L	SG3004	16.95	L
	Red w/Black Diamonds		Blue w/Black Diamonds		
SG3006	16.95	L	SG3007	16.95	L



If you are looking for a quick way to customize your Sport Bike, Harley, Cruiser or Chopper without spending a fortune, replacing the standard grips on your ride is a simple solution. The Moto Grip Brand offers sick-looking patented grip design that is engineered for extreme performance. The grips are made with a premium gel compound that is formulated to be easy on your hands, reduce arm pump and bar vibrations, so there is plenty of substance to go with the style.


DEATH GRIPS



909605	15.99	L	MX	BLUE
909626	17.99	L	HARLEY	BLUE

SKELETON FINGERZ

909630	15.99	L	MX	RED
909631	15.99	L	MX	GRAY
909633	15.99	L	S-MX	BLUE
909635	15.99	L	S-MX	WHITE
909645	17.99	L	STREET BIKE	GRAY
909647	17.99	L	STREET BIKE	BLUE
909648	17.99	L	STREET BIKE	GREEN
909649	17.99	L	STREET BIKE	WHITE
909652	17.99	L	HARLEY	GRAY
909654	17.99	L	HARLEY	BLUE



- accessories
- body
- handlebar & grips
- cables & levers
- exhaust
- engine
- fuel & intake
- electrical & ignition
- clutch
- drive
- bearings
- brakes
- steering & suspension
- tires
- tools & shop

- accessories
- body
- handlebar & grips
- cables & levers
- exhaust
- engine
- fuel & intake
- electrical & ignition
- clutch
- drive
- bearings
- brakes
- steering & suspension
- tires
- tools & shop

TOUQUET

Universal Handguard



- PARTS INCLUDED:**
- 1 pair of handguards
 - 1 universal mounting kit includes all components required for easy assembly
 - 1 pair of aluminium bars
 - 2 pair of bolts



Named after one of the toughest enduro race in the world, Touquet is a hand-protector designed to offer a strong and reliable protection of your hands. Unlike other closed hand-protectors, Touquet is sold with a universal mounting system that fits practically all handlebars, whatever their internal and external diameter.

FEATURES:

- Complete package includes the new universal mounting kit (fits most handlebars on the market)
- Fits handlebars with outside diameter: $\varnothing 22\text{-}\varnothing 26$ mm
- Fits handlebars with inner diameter: $\varnothing 13\text{-}\varnothing 18$ mm
- New aluminium bar guarantees better structural and abrasion resistance
- Aluminium bar with a new curvature adapts better to cables and levers
- Extended protection from dirt rocks and wind
- Perfect for enduro and trail bikes
- Cooling vents for airflow
- Handguard assembled with only one key - Allen key size: 5mm (key not included)
- Decoration: Screen-printed and raised logo for better and longer lasting looks

COLOR	PART #
White	992048 119.45 L
Black	992049 119.45 L
Blue Yamaha 98	992040 119.45 L
Yellow RM01	992041 119.45 L
Orange KTM	992042 119.45 L
Red CR04	992044 119.45 L
Green 05	992043 119.45 L



closed with aluminium bars
 universal mounting bars
 SM universal supermoto
 AT all terrain vehicle
 BJ baja
 RD road
 EN enduro
 vented
 DGP durable gloss polypropylene

SHIELD

Universal Handguard
Mounting Kit Sold Separately



PARTS INCLUDED:

- 1 pair of handguards
- 1 pair of aluminium bars
- 2 pair of bolts



ORDER YOUR HANDGUARD

ORDER YOUR MOUNTING KIT

HANDGUARD FEATURES:

- High impact resistance
- New aluminium bar guarantees better structural and abrasion resistance
- Aluminium bar with a new curvature adapts better to cables and levers
- Bi-material polypropylene rubber
- Handguard assembled with only one key - Allen key size: 5mm (key not included)
- Decoration: Polisport engraved logo

MOUNTING KIT (SOLD SEPARATELY) FEATURES:

- New universal mounting kit (fits almost every handlebar on the market) includes all components required for easy assembly
- Fits handlebars with outside diameter: $\varnothing 22\text{-}\varnothing 26$ mm
- Fits handlebars with inner diameter: $\varnothing 13\text{-}\varnothing 18$ mm

COLOR	PART #		
White	992019	117.95	L
Black	992020	117.95	L
Blue Yamaha 98	992005	117.95	L
Yellow RM01	992021	117.95	L
Orange KTM	992006	117.95	L
Red CR04	992009	117.95	L
Green 05	992010	117.95	L



992751 53.95 L



closed with aluminium bars



universal mounting



supermoto all terrain vehicle



enduro



DGP durable gloss polypropylene



DI - Dual injection

- accessories
- body
- handlebar & grips
- cables & levers
- exhaust
- engine
- fuel & intake
- electrical & ignition
- clutch
- drive
- bearings
- brakes
- steering & suspension
- tires
- tools & shop

- accessories
- body
- handlebar & grips
- cables & levers
- exhaust
- engine
- fuel & intake
- electrical & ignition
- clutch
- drive
- bearings
- brakes
- steering & suspension
- tires
- tools & shop

BAJA

Universal Handguard
Mounting Kit Sold Separately




PARTS INCLUDED:

- 1 pair of handguards
- 1 pair of aluminium bars
- 2 pair of bolts



ORDER YOUR HANDGUARD

HANDGUARD FEATURES:

- Fits handlebars with outside diameter: $\varnothing 22\text{-}\varnothing 26$ mm
- Fits handlebars with inner diameter: $\varnothing 13\text{-}\varnothing 18$ mm
- New aluminium bar guarantees better structural and abrasion resistance
- Aluminium bar with a new curvature adapts better to cables and levers
- High impact resistance due to its overdue shape
- Handguard assembled with only one key - Allen key size: 5mm (key not included)
- Decoration: Polisport decals

ORDER YOUR MOUNTING KIT

MOUNTING KIT (SOLD SEPARATELY) FEATURES:

- New universal mounting kit (fits almost every handlebar on the market) includes all components required for easy assembly
- Fits handlebars with outside diameter: $\varnothing 22\text{-}\varnothing 26$ mm
- Fits handlebars with inner diameter: $\varnothing 13\text{-}\varnothing 18$ mm



992751 53.95 L

COLOR	PART #
White	992024 110.95 L
Black	992025 110.95 L



 closed with aluminium bars
 universal mounting
 U all terrain vehicle
 ATV baja enduro
 BJ EN  DGP durable gloss polypropylene

SHARP LITE

Universal Handguard



PARTS INCLUDED:

- 1 pair of handguards
- 1 universal mounting kit includes all components required for easy assembly



FEATURES:

- Complete package includes universal mounting kit
- Fits handlebars with outside diameter: $\varnothing 22\text{-}\varnothing 26\text{ mm}$
- High impact resistance
- Cooling vents for airflow
- Removable cover
- Decoration: Polisport decals

COLOR	PART #		
White	992026	28.95	L
Black	992027	28.95	L
Blue Yamaha 98	992008	28.95	L
Yellow RM01	992007	28.95	L
Orange KTM	992011	28.95	L
Red CR04	992014	28.95	L
Green 05	992015	28.95	L



closed with handlebar mounting system

universal mounting

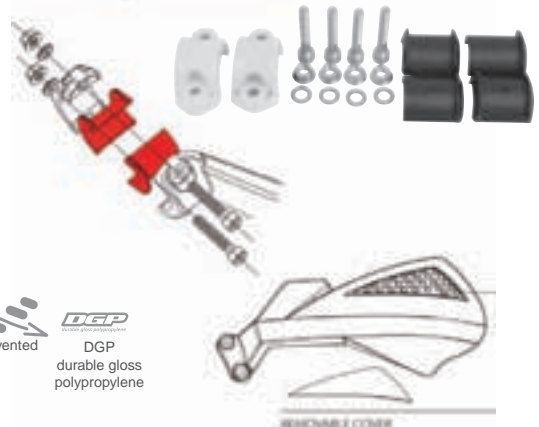
EN enduro

ATV all terrain vehicle

vented

DGP durable gloss polypropylene

SHARP LITE
mounting instructions



- accessories
- body
- handlebar & grips
- cables & levers
- exhaust
- engine
- fuel & intake
- electrical & ignition
- clutch
- drive
- bearings
- brakes
- steering & suspension
- tires
- tools & shop

- accessories
- body
- handlebar & grips
- cables & levers
- exhaust
- engine
- fuel & intake
- electrical & ignition
- clutch
- drive
- bearings
- brakes
- steering & suspension
- tires
- tools & shop

FREEFLOW

Universal Handguard

Polisport®



PARTS INCLUDED:

- 1 pair of handguards
- 1 plastic mounting kit includes all components required for easy assembly



FEATURES:

- Universal plastic handlebar mounting kit included
- Universal aluminium handlebar mounting system available (as spare part - # 992030)
- High impact resistance
- Adjustable in four horizontal positions allowing to maintain the fixing point and adjust the handguard position
- Bi-material polypropylene rubber
- Vented window
- Decoration: raised logo (injected in rubber)

COLOR	PART #
White	992038 53.95 L
Black	992039 53.95 L
Blue Yamaha 98	992032 53.95 L
Yellow RM01	992031 53.95 L
Orange KTM	992034 53.95 L
Red CR04	992035 53.95 L
Green 05	992037 53.95 L

 open with handlebar mounting system
 universal mounting
 motocross
 enduro
 all terrain vehicle
 4 adjustable 4 position width
 vented
 DGP durable gloss polypropylene
 DI - Dual injection



OPTIONAL REPLACEMENT PART
Universal Aluminum Mounting Kit

992030 29.45 L



QWEST
Universal Handguard

Polisport®

- PARTS INCLUDED:**
- 1 pair of handguards



FEATURES:

- Two mounting options: Lever or handlebar mounting system
- Plastic and aluminium handlebar mounting kit available
- New universal mounting system developed to assure a better protection and adapts better to cables and levers
- Inmold decorated part with new graphics
- Shape offers maximum protection
- Cooling vents for airflow



COLOR	PART #		
White	992052	26.45	L
Black	992053	26.45	L
Blue Yamaha 98	992046	26.45	L
Yellow RM01	992045	26.45	L
Orange KTM	992047	26.45	L
Red CR04	992050	26.45	L
Green 05	992051	26.45	L

LEVER MOUNTING SYSTEM SOLD SEPARATELY



992016	KTM SX/EXC (>14)	11.45	L
992002	HONDA CR (>07) /HONDA CRF 450 (09>14)	11.45	L
992001	YAM YZ/YZF/YFZ/WR (>13) /KAW KXF450 (>12)	11.45	L
992004	RMZ250(04>06)/KX250(>14)	11.45	L
992000	HONDA CRF 250 (>14) /CRF 450 (>08) CRFX(>09)	11.45	L
992003	SUZUKI RMZ 250 (07>)/RMZ 450 (06>)	11.45	L



OPTIONAL REPLACEMENT PART
Universal Handlebar Mounting Kit



Universal Plastic Handlebar Mounting Kit

992036 23.95 L

Universal Aluminum Handlebar Mounting Kit

992033 32.45 L

- accessories
- body
- handlebar & grips
- cables & levers
- exhaust
- engine
- fuel & intake
- electrical & ignition
- clutch
- drive
- bearings
- brakes
- steering & suspension
- tires
- tools & shop

- accessories
- body
- handlebar & grips**
- cables & levers
- exhaust
- engine
- fuel & intake
- electrical & ignition
- clutch
- drive
- bearings
- brakes
- steering & suspension
- tires
- tools & shop

EXURA Universal Handguard



PARTS INCLUDED:

- 1 pair of handguards
- 1 universal mounting kit includes all components required for easy assembly










closed direct handlebar mounting system
 universal mounting
 enduro
 road
 supersmoto
 trail



FEATURES:

- Fits handlebars with outside diameter: $\varnothing 22\text{-}\varnothing 26$ mm
- Fits handlebars with inner diameter: $\varnothing 13\text{-}\varnothing 18$ mm
- Exura off road performance gear
- High impact resistance
- Bi-material injection with rubber and polypropylene
- Handguard assembled with only one key - Allen key size: 5mm (key not included)
- Decoration: Polisport engraved logo



HANDGUARDS AND UNIVERSAL MOUNTING KIT

COLOR	PART #
White	992022 69.95 L
Black	992023 69.95 L

EXURA mounting instructions



- accessories
- body
- handlebar & grips**
- cables & levers
- exhaust
- engine
- fuel & intake
- electrical & ignition
- clutch
- drive
- bearings
- brakes
- steering & suspension
- tires
- tools & shop

MX ROCKS

Universal Handguard



FEATURES:

- New universal plastic mounting kit included
- Two mounting options: Lever or handlebar mounting system
- Plastic and aluminium handlebar mounting kit available
- New universal mounting system developed to assure better protection and adapts better to cables and levers
- Shape offers maximum protection.
- Master cylinder protection.
- Cooling vents for airflow
- Decoration: Inmold plastic decals with new graphics

COLOR	PART #		
White	992028	47.95	L
Black	992029	47.95	L
Blue Yamaha 98	992012	47.95	L
Orange KTM	992013	47.95	L
Red CR04	992018	47.95	L
Green 05	992017	47.95	L

PARTS INCLUDED:

- 1 pair of handguards
- 1 plastic universal mounting kit includes all components required for easy assembly



LEVER MOUNTING SYSTEM SOLD SEPARATELY



992016	KTM SX/EXC (>14)	11.45	L
992002	HONDA CR (>07) /HONDA CRF 450 (09>14)	11.45	L
992001	YAM YZ/YZF/YFZ/WR (>13) /KAW KXF450 (>12)	11.45	L
992004	RMZ250(04>06)/KX250(>14)	11.45	L
992000	HONDA CRF 250 (>14) /CRF 450 (>08) CRFX(>09)	11.45	L
992003	SUZUKI RMZ 250 (07>)/RMZ 450 (06>)	11.45	L



OPTIONAL REPLACEMENT PART

Universal Handlebar Mounting Kit



Universal Plastic Handlebar Mounting Kit


992036 23.95 L

Universal Aluminum Handlebar Mounting Kit

992033 32.45 L

HANDLEBAR & GRIPS

- accessories
- body
- handlebar & grips**
- cables & levers
- exhaust
- engine
- fuel & intake
- electrical & ignition
- clutch
- drive
- bearings
- brakes
- steering & suspension
- tires
- tools & shop



NOTE: THESE DO NOT COME WITH MOUNTS

CLASSIC HAND GUARDS

- Made from low-density plastic
- Venting holes for improved cooling
- Unique behind the aluminum guards for longer life
- Easy to install (mounting screws included)
- Available in 2 designs with 6 color waves
- Sold in pairs



BLACK AVIATOR	BLUE AVIATOR	GREEN AVIATOR	ORANGE AVIATOR	RED AVIATOR	YELLOW AVIATOR
940688 19.99 E	940689 19.99 E	940690 19.99 E	940691 19.99 E	940692 19.99 E	940693 19.99 E



BLACK GRUNGE	BLUE GRUNGE	GREEN GRUNGE	ORANGE GRUNGE	RED GRUNGE	YELLOW GRUNGE
940694 19.99 E	940695 19.99 E	940696 19.99 E	940697 19.99 E	940698 19.99 E	940699 19.99 E

HAND SHIELDS

Hand shields protect your hands against wind and mud during cold and wet conditions. 1000 denier polyester/nylon outer shell is backed with plastic for rigidity. They attach to your ride with a universal hook and loop strap system. Sold in pairs.



BLACK	
940700	19.99 E



MAIER HANDGUARDS



KAWASAKI DIRT BIKE			
KX/KDX Disc Brake Models	ALL	WHITE	MM594841 28.50 B
		BLUE	MM594847 28.50 B
KL250G Super Sherpa	00-03	BLACK	MM594872 54.71 B

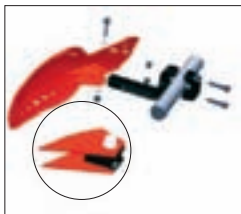
SUZUKI DIRT BIKE			
RM80	86-95	WHITE	MM594951 32.95 H
RM125	86-95	WHITE	MM594951 32.95 H
DR250	90-93	WHITE	MM594964 42.30 L
DRZ250	90-95	WHITE	MM594964 42.30 L
RM250	86-95	WHITE	MM594951 32.95 H
RMX250	89-98	WHITE	MM594964 42.30 L

YAMAHA DIRT BIKE			
YZ80	87-97	WHITE	MM594901 42.41 B
		RED	MM594906 29.50 B
TTR125/E	00-07	WHITE	MM595041 66.70 B
		DARK BLUE	MM595047 61.06 B
TTR125L/LE	00-07	WHITE	MM595031 58.37 B
		DARK BLUE	MM595037 58.37 B
YZ125	86-89	WHITE	MM594901 42.41 B
		RED	MM594906 29.50 B
YZ125	90-95	WHITE	MM594951 32.95 H
		RED	MM594906 29.50 B
WR250	89	WHITE	MM594901 42.41 B
		RED	MM594906 29.50 B
WR250	90-96	WHITE	MM594951 32.95 H
YZ250	86-89	WHITE	MM594901 42.41 B
		RED	MM594906 29.50 B
YZ250	90-95	WHITE	MM594951 32.95 H
YZ490	88-90	WHITE	MM594901 42.41 B
		RED	MM594906 29.50 B
WR500	91-93	WHITE	MM594951 32.95 H



5600 CROSS TYPE HANDGUARDS

The 5600 handguards from Progrip are universal fit for any 7/8" handlebar. This lightweight design provides excellent protection. Made from strong, flexible polypropylene. Universal mount included.



REPLACEMENT UNIVERSAL 7/8" MOUNT 340062 15.95 G

COLOR	PART #		
BLACK	340056	34.95	G
BLUE	340058	34.95	G
GREEN	340061	34.95	G
ORANGE	340060	34.95	G
RED	340057	34.95	G
YELLOW	340059	34.95	G



5610 ENDURO/SUPERMOTO HANDGUARDS

The Progrid 5610 handguards offer the ultimate in wrap around hand and lever protection at a low price. Universal fitment and ideal for Enduro and Supermotard, the Progrid 5610 is the obvious choice for all offroad applications.



COLOR	PART #		
BLACK	340063	51.95	G
BLUE	340066	51.95	G
GREEN	340069	51.95	G
ORANGE	340067	51.95	G
RED	340065	51.95	G
WHITE	340064	51.95	G
YELLOW	340068	51.95	G

- accessories
- body
- handlebar & grips
- cables & levers
- exhaust
- engine
- fuel & intake
- electrical & ignition
- clutch
- drive
- bearings
- brakes
- steering & suspension
- tires
- tools & shop

HANDLEBAR & GRIPS



SENTINEL HANDGUARDS

PowerMadd is excited to introduce our latest handguard offering! The Sentinel Handguard is designed to be the most stylish, durable and functional handguard to date. The Sentinel guard is larger compared to the Star Series which in turn gives you more protection. The mounting brackets are 6061 aluminum, while the guard itself is made of two different types of plastic—a stiff two piece spine for durability, and a softer colored body for flexibility.

The Sentinel protects your hands from flying debris, rocks, bushes, branches, and mud. Plus it keeps your hands warmer by blocking the wind in cold weather. In the summer, simply snap out the removable vent cover to let air flow through. The Sentinel Handguard will work with: Sentinel Armor, Gauntlet, Flare, Hand Wrap, Mirror and Large Mirror.

Note: Requires mount kit 224050, 224051, 224052 or PM14269

Sentinel Handguards work with:

- Sentinel Armor
- Flare
- Gauntlets
- Hand Wrap
- Mirror/Large Mirror Upgrade




224041



224042



224043



224044



224045



224046



224047



224048



224049

HANDGUARDS

DESCRIPTION	PART #		
SKI-DOO YELLOW/BLACK	224041	40.00	G
POLARIS RED/BLACK	224042	40.00	G
KAWASAKI GREEN/BLACK	224043	40.00	G
YAMAHA BLUE/BLACK	224044	40.00	G
KTM ORANGE/BLACK	224045	40.00	G
SUZUKI YELLOW/BLACK	224046	40.00	G
HONDA RED/BLACK	224047	40.00	G
WHITE/BLACK	224048	40.00	G
BLACK/BLACK	224049	40.00	G

MOUNTS (SOLD SEPERATELY)

SNOWMOBILE MOUNT KIT

224050 35.00 G



ATV/MX MOUNT KIT

224051 35.00 G



SNOWMOBILE HAYES BRAKE MOUNT KIT

224052 40.00 G



TRI-MOUNT KIT Universal ATV/Snowmobile

PM14269 39.95 G





SENTINEL HANDGUARDS

OPTIONAL ACCESSORIES

SENTINEL MIRROR KIT

Introducing the Sentinel Mirror Kit. The kit includes two mirrors and all hardware needed to make the mirror fixed or folding. The Mirrors consist of a polypro plastic base and a 2.75" mirror which gives you safety and piece of mind. The mirror has been designed specifically for the Sentinel Handguards and follows the lines and shape of the guard for a clean look and they can fold in when not in use or if you use a cover. Our Sentinel Mirrors attach directly to your Sentinel Handguards with a few simple steps. The mirror kit will work with the Armor, Hand Wrap, Flare and Gauntlet. Note: Armor and Hand Wrap work with fixed mount only.



MIRROR SET - FIXED / FOLD IN	224053	25.00	G
------------------------------	--------	-------	---



SENTINEL ARMOR

The Sentinel Armor permanently attaches to the PowerMadd Sentinel handguards adding complete 360 degree protection. Utilizing the Sentinels popular style the Sentinel Armor looks good while doubling the amount of protection! The Sentinel Armor is constructed of light weight closed cell molded AEPE foam, which is both water proof and extremely durable. Works with both the Mirror Kit and Hand Wrap.



ARMOR	224054	40.00	G
-------	--------	-------	---

- accessories
- body
- handlebar & grips**
- cables & levers
- exhaust
- engine
- fuel & intake
- electrical & ignition
- clutch
- drive
- bearings
- brakes
- steering & suspension
- tires
- tools & shop

HANDLEBAR & GRIPS

- accessories
- body
- handlebar & grips**
- cables & levers
- exhaust
- engine
- fuel & intake
- electrical & ignition
- clutch
- drive
- bearings
- brakes
- steering & suspension
- tires
- tools & shop



Handguards with standard removable air deflector.

SOLD PER PAIR.
MOUNTS SOLD SEPERATELY
(SEE BELOW)



STAR HANDGUARD SYSTEM

The strongest protection you can buy. The Star Series Handguard is designed to take a beating. The mounting brackets are tough aluminum, while the guard itself is made of two different types of plastic - a stiff spine for durability, and a softer colored body for flexibility. Designed to protect your hands from flying debris, rocks, bushes, branches, and mud, plus, keep your hands warmer by blocking the wind in cold weather. In the summer, simply snap out the removable vent cover to let air flow through. In winter, remove the optional extensions for added wind protection. Designed with a universal mount system that works on ATVs, motorcycles and snowmobiles and requires only 1/2" of bar space.

SOLD SEPARATELY:

- MOUNTS
- OPTIONAL LARGE AIR DEFLECTORS
- OPTIONAL MIRRORS
- STAR SERIES HAND WRAP

The all new Tri-Mount Kit offers another area to mount the handguards - just below the bend on the rise of the bars. This is an ideal choice when space is limited near the controls, especially on utility quads and some snowmobiles. Easy to mount because there is no need to move controls to make space. Note - works only on 7/8" bars.

SILVER / BLACK	BLACK / BLACK	BLUE / WHITE	RED / WHITE	BLACK / SILVER
PD14200 35.00 G	PD14210 35.00 G	PD14221 35.00 G	PD14222 35.00 G	PD14230 35.00 G
BLUE / SILVER	RED / SILVER	YELLOW / BLACK	RED / BLACK	GREEN / BLACK
PD14231 35.00 G	PD14232 35.00 G	PD14201 35.00 G	PD14202 35.00 G	PD14203 35.00 G
BLUE / BLACK	ORANGE / BLACK	SUZUKI YELLOW / BLACK	HONDA RED / BLACK	WHITE / BLACK
PD14204 35.00 G	PD14205 35.00 G	PD14206 35.00 G	PD14207 35.00 G	PD14208 35.00 G

HANDGUARD MOUNTS



**UNIVERSAL
SNOWMOBILE
MOUNT**

**UNIVERSAL
ATV / DIRT BIKE /
MOTORCYCLE MOUNT**

PD14250 30.00 pr G

PD14252 30.00 pr G



HANDGUARD FLARE



The Flare was developed to attach over existing handguards and provides more than triple the amount of protection from roost, rocks, mud, and snow. By sweeping the Flare back towards the racer the amount of wind protection is significantly increased making them must-have for cold weather riding.

The unique mounting system allows it to work with most handguards including the PowerMadd Star Series, TrailStar and even original equipment guards. The ability to quickly install the Flare as conditions warrant makes this an accessory riders will definitely want to have on-hand.

224001 40.00 G

STAR SERIES / TRAILSTAR RACE FLARE



224000 39.95 G

The Race Flare permanently attaches to the PowerMadd Star Series and TrailStar handguards adding complete 360 degree protection. Utilizing the Star Series popular style the Race Flare looks good while doubling the amount of protection!

The Race Flare is constructed of light weight closed cell molded AEPE foam, which is both waterproof and extremely durable.

HANDGUARD MOUNTS



UNIVERSAL SNOWMOBILE MOUNT

PD14250 30.00 pr G

UNIVERSAL ATV / DIRT BIKE / MOTORCYCLE MOUNT

PD14252 30.00 pr G

OPTIONAL LARGE AIR DEFLECTOR



BLACK	PD14240	10.00	G
GREEN	PD14243	10.00	G
ORANGE	PD14245	10.00	G
SUZUKI YELLOW	PD14246	10.00	G
WHITE	PD14248	10.00	G
HUNTER GREEN	PD14249	10.00	G
SILVER	PD14270	10.00	G

STAR SERIES HAND WRAP

The only system that converts back and forth from standard handguards to a closed-loop system!



PD14253 45.00 G

TRI-MOUNT

Mounts below bend on the rise when space is limited near controls.



UNIVERSAL ATV / SNOWMOBILE MOUNT

PM14269 39.95 pr G

HANDGUARD MIRROR SPRING KIT

Converts standard style mirrors into fold-in style.



PD14268 8.00 ea G

- accessories
- body
- handlebar & grips**
- cables & levers
- exhaust
- engine
- fuel & intake
- electrical & ignition
- clutch
- drive
- bearings
- brakes
- steering & suspension
- tires
- tools & shop

TRAIL STAR™ SERIES HANDGUARD SYSTEM



SOLD PER PAIR. MOUNTS SOLD SEPERATELY (SEE BELOW)



BLACK	PM14100	25.00	G
BLUE	PM14101	25.00	G
RED	PM14102	25.00	G
GREEN	PM14103	25.00	G
WHITE	PM14104	25.00	G
YELLOW	PM14105	25.00	G
ORANGE	PM14106	25.00	G
HUNTER GREEN	PM14107	25.00	G

The new Trail Star™ Handguard is now available! They give you the same great protection as the Original Star Series Handguard without the removable vent cover. They work with the Star Series aluminum ATV/MX or snowmobile universal mount kits; as well as the optional mirrors, hand wraps, and gauntlets. Note: will not work with extensions.

SOLD SEPARATELY:

- CAMO DECALS
- MOUNTS



Easily applies to Trail Star Handguards (sold separately).

CAMO DECALS FOR TRAIL STAR™ HANDGUARDS

Match your camo pattern perfectly with the new Trail Star Camo Decals featuring Realtree Patterns.



ADVANTAGE MAX 4®

PM14150 20.00 G



REALTREE HARDWOODS HD®

PM14152 20.00 G

REALTREE HARDWOODS GREEN HD®

PM14153 20.00 G

HANDGUARD MOUNTS

UNIVERSAL SNOWMOBILE MOUNT

PD14250 30.00 pr G

UNIVERSAL ATV / DIRT BIKE / MOTORCYCLE MOUNT

PD14252 30.00 pr G



TRI-MOUNT

Mounts below bend on the rise when space is limited near controls.

UNIVERSAL ATV / SNOWMOBILE MOUNT

PM14269 39.95 pr G



POWERX™ SERIES HANDGUARDS

So unique and innovative PowerMadd had to file for a patent. The PowerX is the only flexible handguard designed to bend and flex upon impact and spring back into place! If you do break it, they will replace it! Yes, you read it correctly, if during the first year of use you break any part of the PowerX handguard, simply send the broken part back to PowerMadd and they will replace it, no questions asked.

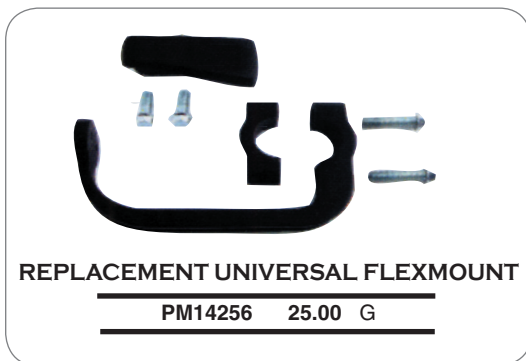
Features and Benefits:

- The PowerX offers super light hand protection that installs in just minutes.
- These guards work great on all large and small MX bikes, large and mini ATVs and snowmobiles.
- Purchase guards and mount kits separately.



REPLACEMENT HANDGUARDS (NO MOUNTS)

BLACK	PM14280	20.00	G
BLUE	PM14281	20.00	G
RED	PM14282	20.00	G
GREEN	PM14283	20.00	G
WHITE	PM14284	20.00	G
YELLOW	PM14285	20.00	G



- accessories
- body
- handlebar & grips**
- cables & levers
- exhaust
- engine
- fuel & intake
- electrical & ignition
- clutch
- drive
- bearings
- brakes
- steering & suspension
- tires
- tools & shop

HANDLEBAR & GRIPS

- accessories
- body
- handlebar & grips**
- cables & levers
- exhaust
- engine
- fuel & intake
- electrical & ignition
- clutch
- drive
- bearings
- brakes
- steering & suspension
- tires
- tools & shop

SG 1™ SERIES HANDGUARD

Looking for a quick way to add hand protection and warmth? The SG1 is a soft molded handguard that can be attached and removed quickly depending on riding conditions. The SG1 offers significantly more coverage than traditional plastic handguards. The SG1 is constructed of light weight closed cell foam which is both water proof and extremely durable. Included is an innovative mounting system that uses the handle bar, wires and cables to secure the guard in place and keep it from rolling on the bars.

- Helps keep hands warm and dry
- Can be installed and removed quickly
- Waterproof
- Fits Dirt Bikes, ATVs and Snowmobiles
- Unique mounting system included
- Securely attaches and will not spin or rotate on the bars
- Width=13 3/8" Height=8 5/8" Depth=2 1/2"



224004 59.95 pr G

PLASTIC LO-PROFILE HANDGUARDS W/ALUMINUM REINFORCEMENT

Injection molded plastic handguard with an aluminum reinforcement built into the backside for extra strength and durability. Sold as a pair.



EM97951	Red	80.95	L
EM97953	Purple	80.95	L
EM97954	Black	80.95	L
EM97957	Royal Blue	80.95	L



PLASTIC EXTENDERS

These plastic extenders fit the contour of the EMGO aluminum handguards (see to the left) to protect against wind, water, mud, and other weather.




EM97942	Blue	4.50	G
EM97943	Purple	4.50	G



ALUMINUM HANDGUARDS

These handguards add great protection for roll overs and when combined with the extenders at right they offer proven protection from many other obstacles.



EM97921 51.95 set L



UNIVERSAL EXTREME HANDGUARDS

Our extreme handguards are made from a high tech plastic injection molded over a super tough aluminum handguard that has a larger bend for more room for brake and clutch levers. Includes improved positive mount hardware to keep your handguards in place at all times.



MM595351	White	62.25	pr	B
MM595356	Red	72.05	pr	B



DLX WOODS PRO ALUMINUM HANDGUARDS



Our new Deluxe Woods Pro Aluminum Handguards are made with a larger bend to give you a greater clearance for your brake and clutch levers and have more positive mounting hardware to keep your handguards in place. Hardware mounts to 7/8" steel of aluminum handlebars.

MM59525 85.940 pr B

ADAPTER KIT FOR RENTHAL/ANSWER TYPE ALUMINUM HANDLEBARS

MM59527 7.22 kit B

UNIVERSAL XC PRO HANDGUARDS

A high tech durable injection molded plastic alternative to our popular Woods Pro Aluminum Handguards. Includes hardware to mount on steel handlebars or 7/8" aluminum bars.



MM595082	Black	52.69	B
MM595086	Red	52.69	B
MM595081	White	52.69	B



CABLES & LEVERS

MOTION PRO O.E. REPLACEMENT LEVERS

Everyone knows that Motion Pro has the most extensive line of cables and specialty tools for motorcycles and ATVs. What some people might not know is that they also have the most extensive line of OE style replacement levers available. Motion Pro OE style replacement levers are cast of high quality aluminum and are designed to fit perfectly in your original perch. Sport bikes, metric v-twins, off road bikes, MX and ATVs.



MODEL	YEAR	BLACK L.H.	BLACK R.H.	POLISHED L.H.	POLISHED R.H.
BETA					
250 RR	05-06	----	----	----	670218 11.89 E
250 RR 2T	13- 14	----	----	----	670218 11.89 E
300 RR 2T	13-14	----	----	----	670218 11.89 E
350 RR	11	----	----	----	670218 11.89 E
350 RR	12-14	----	----	----	670218 11.89 E
400 RR	05-11	----	----	----	670218 11.89 E
400 RR	12-14	----	----	----	670218 11.89 E
400 RS	11	----	----	----	670218 11.89 E
450 RR	05-11	----	----	----	670218 11.89 E
450 RR	12-14	----	----	----	670218 11.89 E
450 RS	11	----	----	----	670218 11.89 E
498 RR	12-14	----	----	----	670218 11.89 E
520 RR	10-11	----	----	----	670218 11.89 E
520 RS	11	----	----	----	670218 11.89 E
525 RR	05-07	----	----	----	670218 11.89 E
525 RR	08	----	----	----	670218 11.89 E
525 RR	09	----	----	----	670218 11.89 E
GAS GAS					
EC 125	01-08	----	----	----	670218 11.89 E
MC 125	02-08	----	----	----	670218 11.89 E
SM 125 SUPER MOTARD	05-08	----	----	----	670218 11.89 E
EC 200	99-08	----	----	----	670218 11.89 E
EC 250	00-08	----	----	----	670218 11.89 E
MC 250	02-08	----	----	----	670218 11.89 E
SM 250 SUPER MOTARD	05	----	----	----	670218 11.89 E
EC 300	99-08	----	----	----	670218 11.89 E
HONDA					
CRF50F	04-15	----	----	----	670235 9.67 G
XR50R	00-03	----	----	----	670235 9.67 G
Z50R MINI TRAIL	86-99	----	----	----	670235 9.67 G
CRF70F	04-09	----	----	----	670234 9.62 E
CRF70F	11-12	----	----	----	670234 9.62 E
CT70 TRAIL 70	80-82	----	----	----	670235 9.67 G
XR70R	97-03	----	----	----	670234 9.62 E
CR80R	82	670215 10.77 G	----	----	----
CR80R	83-85	670215 10.77 G	----	----	----
CR80R	86-95	670215 10.77 G	----	----	----
CR80R	96-97	----	----	670216 11.27 G	----
CR80R	98	----	----	670216 11.27 G	670218 11.89 E
CR80R	99	----	----	670216 11.27 G	----
CR80R	00-02	----	----	670216 11.27 G	670218 11.89 E
CR80RB	96-97	----	----	670216 11.27 G	----
CR80RB	98	----	----	670216 11.27 G	670218 11.89 E
CR80RB	99	----	----	670216 11.27 G	670218 11.89 E
CR80RB	00-02	----	----	670216 11.27 G	670218 11.89 E

MOTION PRO O.E. REPLACEMENT LEVERS CONTINUED

MODEL	YEAR	BLACK L.H.		BLACK R.H.	POLISHED L.H.		POLISHED R.H.		
HONDA CONTINUED									
CRF80F	04-09	----	----	----	670223	9.80 G	670219	10.65 E	
CRF80F	11-13	----	----	----	670223	9.80 G	670219	10.65 E	
XR80R	85-87	670212	10.77 G	----	----	----	670234	9.62 E	
XR80R	88	670212	10.77 G	----	----	----	----	----	
XR80R	90-95	670212	10.77 G	----	----	----	----	----	
XR80R	96-04	----	----	----	670223	9.80 G	670219	10.65 E	
CR85R	03-07	----	----	----	670216	11.27 G	670218	11.89 E	
CR85RB	03-07	----	----	----	670216	11.27 G	670218	11.89 E	
EZ90 CUB	91-96	----	----	----	----	----	670235	9.67 G	
CRF100F	04-09	----	----	----	670223	9.80 G	670219	10.65 E	
CRF100F	11-13	----	----	----	670223	9.80 G	670219	10.65 E	
XL100S	80	670208	10.77 G	----	----	----	----	----	
XR100R	85-87	----	----	----	----	----	670234	9.62 E	
XR100R	88-95	670212	10.77 G	----	----	----	----	----	
XR100R	96-03	----	----	----	670223	9.80 G	670219	10.65 E	
CRF110F	13-15	----	----	----	----	----	670234	9.62 E	
CR125R	81-82	670215	10.77 G	----	----	----	----	----	
CR125R	83	670215	10.77 G	----	----	----	----	----	
CR125R	84-85	670215	10.77 G	----	----	----	----	----	
CR125R	86-91	670215	10.77 G	670205	11.00 G	----	----	----	
CR125R	92-95	670215	10.77 G	670204	11.67 E	----	----	----	
CR125R	96-03	----	----	----	670216	11.27 G	670218	11.89 E	
CR125R	04-07	----	----	----	670230	8.64 E	670218	11.89 E	
XL125S	80-84	670208	10.77 G	----	----	----	----	----	
CRF150F	03-09	----	----	----	670231	9.05 E	670218	11.89 E	
CRF150F	12-15	----	----	----	670231	9.05 E	670218	11.89 E	
CRF150R	07-09	----	----	----	670216	11.27 G	670218	11.89 E	
CRF150R	12-15	----	----	----	670216	11.27 G	670218	11.89 E	
CRF150RB	07-09	----	----	----	670216	11.27 G	670218	11.89 E	
CRF150RB	12-15	----	----	----	670216	11.27 G	670218	11.89 E	
XL185S	80-83	670208	10.77 G	----	----	----	----	----	
TR200 FAT CAT	86-87	----	----	----	----	----	670234	9.62 E	
XR200	80-84	670212	10.77 G	----	----	----	670234	9.62 E	
XR200R	81-83	670212	10.77 G	----	----	----	670234	9.62 E	
XR200R	84-95	670212	10.77 G	----	----	----	----	----	
XR200R	96-01	----	----	----	670223	9.80 G	670219	10.65 E	
CRF230F	03-09	----	----	----	670231	9.05 E	670218	11.89 E	
CRF230F	12-16	----	----	----	670231	9.05 E	670218	11.89 E	
CRF230L	08-09	----	----	670233	8.83 G	670231	9.05 E	----	
CR250R	81-82	670215	10.77 G	----	----	----	----	----	
CR250R	83	670215	10.77 G	----	----	----	----	----	
CR250R	84-85	670215	10.77 G	----	----	----	----	----	
CR250R	86-91	670215	10.77 G	670205	11.00 G	----	----	----	
CR250R	92-95	670215	10.77 G	670204	11.67 E	----	----	----	
CR250R	96-97	----	----	----	670216	11.27 G	670218	11.89 E	
CR250R	98-03	----	----	----	670216	11.27 G	670218	11.89 E	
CR250R	04-07	----	----	----	670230	8.64 E	670218	11.89 E	
CRF250R	04-06	----	----	----	670230	8.64 E	670218	11.89 E	
CRF250R	07-09	----	----	----	142668	8.91 E	670239	19.17 G	
CRF250R	10-13	----	----	----	142668	8.91 E	670239	19.17 G	
CRF250R	14-15	----	----	----	142668	8.91 E	670239	19.17 G	
CRF250R	16	----	----	----	142668	8.91 E	670239	19.17 G	
CRF250X	04-08	----	----	----	670230	8.64 E	670218	11.89 E	
CRF250X	09	----	----	----	670230	8.64 E	670218	11.89 E	
CRF250X	12-13	----	----	----	670230	8.64 E	670218	11.89 E	
NX250	88-90	----	----	----	142639	10.06 G	142630	10.06 G	
XL250S	80-81	670208	10.77 G	----	----	----	----	----	
XR250	80	----	----	----	----	----	670234	9.62 E	

- accessories
- body
- handlebar & grips
- cables & levers**
- exhaust
- engine
- fuel & intake
- electrical & ignition
- clutch
- drive
- bearings
- brakes
- steering & suspension
- tires
- tools & shop

CABLES & LEVERS

MOTION PRO O.E. REPLACEMENT LEVERS CONTINUED

MODEL	YEAR	BLACK L.H.	BLACK R.H.	POLISHED L.H.	POLISHED R.H.
HONDA CONTINUED					
XR250R	81-82	670212 10.77 G	----	----	670234 9.62 E
XR250R	83-95	670212 10.77 G	----	----	----
XR250R	96-04	----	----	670216 11.27 G	670218 11.89 E
XR350R	83	670212 10.77 G	----	----	----
XR350R	84-85	670212 10.77 G	----	----	----
XR400R	96-04	----	----	670216 11.27 G	670218 11.89 E
CRF450R	02-03	----	----	670216 11.27 G	670218 11.89 E
CRF450R	04-06	----	----	670230 8.64 E	670218 11.89 E
CRF450R	07-08	----	----	142668 8.91 E	670239 19.17 G
CRF450R	09-16	----	----	142668 8.91 E	670239 19.17 G
CRF450X	05-09	----	----	670230 8.64 E	670218 11.89 E
CRF450X	12-14	----	----	670230 8.64 E	670218 11.89 E
CR480R	82	670215 10.77 G	----	----	----
CR480R	83	670215 10.77 G	----	----	----
CR500R	84-85	670215 10.77 G	----	----	----
CR500R	86-91	670215 10.77 G	670205 11.00 G	----	----
CR500R	92-95	670215 10.77 G	670204 11.67 E	----	----
CR500R	96-01	----	----	670216 11.27 G	670218 11.89 E
XL500S	80-81	670208 10.77 G	----	----	----
XR500	80	670212 10.77 G	----	----	670234 9.62 E
XR500R	81-82	670212 10.77 G	----	----	670234 9.62 E
XR500R	83-84	670212 10.77 G	----	----	----
XR600R	85-00	670212 10.77 G	----	----	----
XR650L	93-09	670232 10.20 G	670233 8.83 G	----	----
XR650L	12-15	670232 10.20 G	670233 8.83 G	----	----
XR650R	00-07	----	----	670216 11.27 G	670218 11.89 E
HUSABERG					
FE 250	14	----	----	----	682094 14.99 E
TE 250	14	----	----	----	682094 14.99 E
TE 300	14	----	----	----	682094 14.99 E
FE 450	14	----	----	----	682094 14.99 E
FE 501	14	----	----	----	682094 14.99 E
HUSQVARNA					
TC 125	15	----	----	----	682094 14.99 E
FC 250	14-15	----	----	----	682094 14.99 E
FE 250	14-15	----	----	----	682094 14.99 E
TE 250 2-STROKE	14-15	----	----	----	682094 14.99 E
TE 300 2-STROKE	14-15	----	----	----	682094 14.99 E
FC 350	14-15	----	----	----	682094 14.99 E
FE 350	14-15	----	----	----	682094 14.99 E
FC 450	15	----	----	----	682094 14.99 E
FE 450	14-15	----	----	----	682094 14.99 E
FE 501	14-15	----	----	----	682094 14.99 E
KAWASAKI					
KDX 50	03-06	----	670425 13.50 E	----	----
KX 60	83-88	----	----	670309 10.77 G	670333 8.50 E
KX 60	90-02	----	----	670309 10.77 G	670333 8.50 E
KX 60	03	----	----	----	670333 8.50 E
KX 65	00-16	----	----	670310 11.27 G	670329 17.82 G
KD 80	88-90	----	670315 10.17 E	----	----
KX 80	83	----	----	670309 10.77 G	----
KX 80	84-87	----	----	670309 10.77 G	670317 10.77 G
KX 80	88-93	----	----	670309 10.77 G	670318 10.77 G
KX 80	94-96	----	----	670309 10.77 G	670218 11.89 E

MOTION PRO O.E. REPLACEMENT LEVERS CONTINUED

MODEL	YEAR	BLACK L.H.	BLACK R.H.	POLISHED L.H.	POLISHED R.H.
KAWASAKI CONTINUED					
KX 80	97	----	----	670309 10.77 G	670319 10.65 E
KX 80	98-00	----	----	670310 11.27 G	670319 10.65 E
KX 85	01-16	----	----	670310 11.27 G	670329 17.82 G
KX 100	95-96	----	----	670309 10.77 G	670218 11.89 E
KX 100	97	----	----	670309 10.77 G	670319 10.65 E
KX 100	98-00	----	----	670310 11.27 G	670319 10.65 E
KX 100	01-09	----	----	670310 11.27 G	670329 17.82 G
KX 100	11-16	----	----	670310 11.27 G	670329 17.82 G
KLX 110	02 -16	----	----	----	670333 8.50 E
KLX 110D MANUAL CLUTCH	10-16	----	----	670338 10.47 G	670333 8.50 E
KD 125	75-79	----	----	670309 10.77 G	----
KLX 125	03-06	----	----	670404 10.77 G	670506 10.77 G
KLX 125L	03-06	----	----	670404 10.77 G	670318 10.77 G
KX 125	75-81	----	----	670309 10.77 G	----
KX 125	82-86	----	----	670309 10.77 G	670317 10.77 G
KX 125	87	----	----	670309 10.77 G	----
KX 125	88-89	----	----	670309 10.77 G	670318 10.77 G
KX 125	90	----	----	670310 11.27 G	670318 10.77 G
KX 125	91-92	----	----	670310 11.27 G	670318 10.77 G
KX 125	93-96	----	----	670310 11.27 G	670218 11.89 E
KX 125	97-99	----	----	670310 11.27 G	670319 10.65 E
KX 125	00-03	----	----	670310 11.27 G	670329 17.82 G
KX 125	04-05	----	----	670310 11.27 G	670329 17.82 G
KLX 140A	08-16	----	----	670338 10.47 G	670408 10.77 G
KLX 140 BIG WHEEL	08-16	----	----	670338 10.47 G	670408 10.77 G
KD 175	76-79	----	----	670309 10.77 G	----
KDX 175	80-82	----	----	670309 10.77 G	----
KDX 200	83-85	----	----	670309 10.77 G	----
KDX 200	86-88	----	----	670309 10.77 G	670317 10.77 G
KDX 200	89-94	----	----	670309 10.77 G	670318 10.77 G
KDX 200	95-06	----	----	670309 10.77 G	670218 11.89 E
KDX 220R	97-05	----	----	670309 10.77 G	670218 11.89 E
KDX 250	80-84	----	----	670309 10.77 G	----
KDX 250	9 -94	----	----	670309 10.77 G	670318 10.77 G
KL 250D	91-05	670400 10.39 E	670315 10.17 E	----	----
KL 250G SUPER SHERPA	00-02	----	----	670401 10.17 E	----
KLX 250	79-80	----	----	670309 10.77 G	----
KLX 250D	94-96	----	----	670309 10.77 G	670218 11.89 E
KLX 250H	06-07	----	----	670401 10.17 E	670408 10.77 G
KLX 250T	09-14	----	----	142721 12.08 G	----
KX 250	75-81	----	----	670309 10.77 G	----
KX 250	82-86	----	----	670309 10.77 G	670317 10.77 G
KX 250	87	----	----	670309 10.77 G	----
KX 250	88-89	----	----	670309 10.77 G	670318 10.77 G
KX 250	90	----	----	670310 11.27 G	670318 10.77 G
KX 250	91-92	----	----	670310 11.27 G	670318 10.77 G
KX 250	93	----	----	670310 11.27 G	----
KX 250	94-96	----	----	670310 11.27 G	670218 11.89 E
KX 250	97-99	----	----	670310 11.27 G	670319 10.65 E
KX 250	00-04	----	----	670310 11.27 G	670329 17.82 G
KX 250	05-07	----	----	670525 10.91 G	670329 17.82 G
KX 250F	04	----	----	670310 11.27 G	670329 17.82 G
KX 250F	05-10	----	----	670525 10.91 G	670329 17.82 G
KX 250F	11-12	----	----	670525 10.91 G	670329 17.82 G
KX 250F	13-14	----	----	670525 10.91 G	670540 19.03 G
KX 250F	15-16	----	----	670525 10.91 G	----
KLX 300A	97-07	----	----	670309 10.77 G	670218 11.89 E
KDX 400	79-80	----	----	670309 10.77 G	----

- accessories
- body
- handlebar & grips
- cables & levers**
- exhaust
- engine
- fuel & intake
- electrical & ignition
- clutch
- drive
- bearings
- brakes
- steering & suspension
- tires
- tools & shop

MOTION PRO O.E. REPLACEMENT LEVERS CONTINUED

MODEL	YEAR	BLACK L.H.	BLACK R.H.	POLISHED L.H.	POLISHED R.H.
KAWASAKI CONTINUED					
KLX 400A	03	----	----	670419 10.38 E	670428 9.97 G
KX 400	75-76	----	----	670309 10.77 G	----
KDX 420	81	----	----	670309 10.77 G	----
KX 420	80-81	----	----	670309 10.77 G	----
KDX 450	82	----	----	670309 10.77 G	----
KLX 450A	08-09	----	----	670338 10.47 G	670329 17.82 G
KLX 450AA (AUSTRALIAN)	12	----	----	670338 10.47 G	670408 10.77 G
KLX 450AA (AUSTRALIAN)	13	----	----	670338 10.47 G	670329 17.82 G
KX 450F	06-08	----	----	670525 10.91 G	670329 17.82 G
KX 450F	09-12	----	----	670525 10.91 G	670329 17.82 G
KX 450F	13-14	----	----	670525 10.91 G	670540 19.03 G
KX 450F	15-16	----	----	670525 10.91 G	----
KX 500	83-86	----	----	670309 10.77 G	670317 10.77 G
KX 500	87	----	----	670309 10.77 G	----
KX 500	88-89	----	----	670309 10.77 G	670318 10.77 G
KX 500	90	----	----	670310 11.27 G	670318 10.77 G
KX 500	91-93	----	----	670310 11.27 G	670318 10.77 G
KX 500	94-96	----	----	670310 11.27 G	670218 11.89 E
KX 500	97-03	----	----	670310 11.27 G	670319 10.65 E
KX 500	04	----	----	670310 11.27 G	670329 17.82 G
KL 600A	84	670400 10.39 E	----	----	----
KL 600B	85-86	670400 10.39 E	----	----	----
KL 650A	87-07	670400 10.39 E	670315 10.17 E	----	----
KL 650B TENGAI	90-91	670400 10.39 E	670315 10.17 E	----	----
KL 650E	08-15	----	----	142721 12.08 G	670408 10.77 G
KLX 650A	93-95	----	----	670309 10.77 G	670218 11.89 E
KLX 650C	93-96	----	----	670401 10.17 E	670408 10.77 G
KLX 650D	96	----	----	670309 10.77 G	670218 11.89 E
KTM					
125 SX	14-15	----	----	----	682094 14.99 E
150 SX	14-15	----	----	----	682094 14.99 E
150 XC	14	----	----	----	682094 14.99 E
200 XCW	14 -16	----	----	----	682094 14.99 E
250 SX	14-15	----	----	----	682094 14.99 E
250 SXF	14-15	----	----	----	682094 14.99 E
250 XC 2T E-START	14-15	----	----	----	682094 14.99 E
250 XCF	14-15	----	----	----	682094 14.99 E
250 XCFW	14-15	----	----	----	682094 14.99 E
250 XCW	14-15	----	----	----	682094 14.99 E
300 XC	14-15	----	----	----	682094 14.99 E
300 XCW	14 -15	----	----	----	682094 14.99 E
300 XCWSD SIX DAYS	14-15	----	----	----	682094 14.99 E
350 EXCF	14-15	----	----	----	682094 14.99 E
350 SXF FI	14-15	----	----	----	682094 14.99 E
350 XCF	14-15	----	----	----	682094 14.99 E
350 XCFW	14-16	----	----	----	682094 14.99 E
350 XCFWSD SIX DAYS	15	----	----	----	682094 14.99 E
450 SXF	14-15	----	----	----	682094 14.99 E
450 SXFFE FI FACTORY EDITION	14	----	----	----	682094 14.99 E
450 XCF	14-15	----	----	----	682094 14.99 E
450 XCW	14-15	----	----	----	682094 14.99 E
500 EXC	14-15	----	----	----	682094 14.99 E
500 XCW	14-15	----	----	----	682094 14.99 E

MOTION PRO O.E. REPLACEMENT LEVERS CONTINUED

MODEL	YEAR	BLACK L.H.	BLACK R.H.	POLISHED L.H.	POLISHED R.H.
SUZUKI					
JR 50	78 -06	----	670425 13.50 E	----	----
RM 65	03-05	----	----	670310 11.27 G	670329 17.82 G
RM 80	82-85	----	----	670404 10.77 G	670506 10.77 G
RM 80	86-01	----	----	670404 10.77 G	670318 10.77 G
RM 85	02-04	----	----	670404 10.77 G	670318 10.77 G
RM 85	05-10	----	----	670405 11.67 E	670329 17.82 G
RM 85	12	----	----	670405 11.67 E	670329 17.82 G
RM 85	15	----	----	670405 11.67 E	670329 17.82 G
RM 85L	06	----	----	670405 11.67 E	670329 17.82 G
DR 100	90	----	----	670404 10.77 G	----
DS 100	80-81	----	----	670404 10.77 G	670506 10.77 G
RM 100	03	----	----	670310 11.27 G	670329 17.82 G
TS 100 HONCHO	80-81	----	----	670404 10.77 G	----
DRZ 110	03-05	----	----	----	670333 8.50 E
DR 125	86-87	----	670407 10.39 E	----	----
DR 125SE	94-96	----	----	670401 10.17 E	670408 10.77 G
DRZ 125	03-08	----	----	670404 10.77 G	670506 10.77 G
DRZ 125	09	----	----	----	670506 10.77 G
DRZ 125	12-13	----	----	670419 10.38 E	----
DRZ 125 (CAN)	10	----	----	670419 10.38 E	----
DRZ 125L	03-08	----	----	670404 10.77 G	670318 10.77 G
DRZ 125L	09	----	----	----	670318 10.77 G
DRZ 125L	12-13	----	----	670419 10.38 E	670318 10.77 G
DRZ 125L (CAN)	10	----	----	670419 10.38 E	----
DS 125	80-81	----	----	670404 10.77 G	670506 10.77 G
RM 125	82-84	----	----	670404 10.77 G	670506 10.77 G
RM 125	85-91	----	----	670404 10.77 G	670318 10.77 G
RM 125	92-95	----	----	670405 11.67 E	670318 10.77 G
RM 125	96	670503 11.00 G	670204 11.67 E	----	----
RM 125	97-03	----	----	670405 11.67 E	670218 11.89 E
RM 125	04-08	----	----	670405 11.67 E	670329 17.82 G
SP 125	86	----	670407 10.39 E	----	----
SP 125	87-88	----	670407 10.39 E	670404 10.77 G	----
TS 125 DUSTER	80-81	----	----	670404 10.77 G	----
DS 185	80	----	----	670404 10.77 G	670506 10.77 G
TS 185 SIERRA	80-81	----	----	670404 10.77 G	----
DR 200	86-87	----	670407 10.39 E	----	----
DR 200SE	96-09	----	----	670401 10.17 E	670408 10.77 G
DR 200SE	13	----	----	----	670408 10.77 G
SP 200	86	----	670407 10.39 E	----	----
SP 200	87-88	----	670407 10.39 E	670404 10.77 G	----
DR 250	90-93	----	----	670404 10.77 G	670318 10.77 G
DR 250S	90-92	----	----	670404 10.77 G	670408 10.77 G
DR 250SE	93-94	----	----	670401 10.17 E	670408 10.77 G
DRZ 250	01-07	----	----	670419 10.38 E	670318 10.77 G
DS250	80	----	----	670404 10.77 G	----
RM 250	82-84	----	----	670404 10.77 G	670506 10.77 G
RM 250	85-91	----	----	670404 10.77 G	670318 10.77 G
RM 250	92-95	----	----	670405 11.67 E	670318 10.77 G
RM 250	96	670503 11.00 G	670204 11.67 E	----	----
RM 250	97 -03	----	----	670405 11.67 E	670218 11.89 E
RM 250	04 -08	----	----	670405 11.67 E	670329 17.82 G
RMX 250	89 -98	----	----	670404 10.77 G	670318 10.77 G
RMZ 250	04	----	----	670310 11.27 G	670329 17.82 G
RMZ 250	05-06	----	----	670525 10.91 G	670329 17.82 G
RMZ 250	07-16	----	----	670427 8.29 G	670329 17.82 G

- accessories
- body
- handlebar & grips
- cables & levers**
- exhaust
- engine
- fuel & intake
- electrical & ignition
- clutch
- drive
- bearings
- brakes
- steering & suspension
- tires
- tools & shop

CABLES & LEVERS

MOTION PRO O.E. REPLACEMENT LEVERS CONTINUED

MODEL	YEAR	BLACK L.H.	BLACK R.H.	POLISHED L.H.	POLISHED R.H.
SUZUKI CONTINUED					
TS 250 SAVAGE	80-81	----	----	670404 10.77 G	----
DR 350	90-00	----	----	670404 10.77 G	670318 10.77 G
DR 350S	90-93	----	----	670404 10.77 G	670408 10.77 G
DR 350SE	94-99	----	----	670401 10.17 E	670408 10.77 G
DR 400	80	----	----	670404 10.77 G	670506 10.77 G
DRZ 400E	00-07	----	----	670419 10.38 E	670218 11.89 E
DRZ 400K	01-04	----	----	670404 10.77 G	670218 11.89 E
DRZ 400S	00-09	----	----	670419 10.38 E	670428 9.97 G
DRZ 400S	11-15	----	----	670419 10.38 E	670428 9.97 G
DRZ 400Y	00	----	----	670404 10.77 G	670218 11.89 E
SP 400	80	----	----	670404 10.77 G	----
RMX 450 ENDURO X-COUNTRY	10-11	----	----	----	670329 17.82 G
RMZ 450	05-16	----	----	670427 8.29 G	670329 17.82 G
RM 465	82	----	----	670404 10.77 G	670506 10.77 G
DR 500	81	----	----	670404 10.77 G	----
RM 500	8-84	----	----	670404 10.77 G	670506 10.77 G
SP 500	81	----	----	670404 10.77 G	----
DL 650 V-STROM	04-06	----	----	670401 10.17 E	142736 20.33 G
DL 650 V-STROM	07-09	----	----	670401 10.17 E	142733 21.08 E
DL 650A (V-STROM 650 ABS ADVENTURE)	07-09	----	----	670401 10.17 E	142736 20.33 G
DL 650A (V-STROM 650 ABS ADVENTURE)	12	----	----	142735 9.92 E	----
DR 650S	90-93	----	670407 10.39 E	----	----
DR 650SE DUAL SPORT	92-93	----	----	670404 10.77 G	----
DR 650SE DUAL SPORT	94-09	----	670407 10.39 E	----	----
DR 650SE DUAL SPORT	11-16	----	670407 10.39 E	----	----
DL 1000 V-STROM	02-09	----	----	142742 28.33 G	142736 20.33 G
DL 1000 V-STROM	12	----	----	142742 28.33 G	142736 20.33 G
YAMAHA					
YZ 50	80	----	----	670405 11.67 E	670506 10.77 G
YZ 60	81-83	----	----	670405 11.67 E	670506 10.77 G
BW 80 BIG WHEEL	86-88	----	----	----	670506 10.77 G
BW 80 BIG WHEEL	90	----	----	----	670506 10.77 G
PW 80 Y-ZINGER	83-85	----	----	----	670506 10.77 G
PW 80 Y-ZINGER	91-06	----	----	----	670506 10.77 G
YZ 80	79-82	----	----	670405 11.67 E	670506 10.77 G
YZ 80	83-85	----	----	670405 11.67 E	670506 10.77 G
YZ 80	86-96	----	----	670405 11.67 E	670507 10.77 G
YZ 80	97-00	----	----	670405 11.67 E	670515 10.65 E
YZ 80	01	----	----	670405 11.67 E	670329 17.82 G
YZ 85	02-12	----	----	670405 11.67 E	670329 17.82 G
YZ 85	13-14	----	----	670405 11.67 E	670329 17.82 G
YZ 85	15	----	----	----	670329 17.82 G
TTR 90	01-07	----	----	----	670506 10.77 G
MX 100	81-83	----	----	670405 11.67 E	670506 10.77 G
RT 100	90	----	----	670405 11.67 E	670506 10.77 G
RT 100	92-00	----	----	670405 11.67 E	670506 10.77 G
YZ 100	76-78	670502 11.00 G	----	----	----
YZ 100	79-83	----	----	670405 11.67 E	670506 10.77 G
TTR 110E	08-09	----	----	----	670506 10.77 G
TTR 110E	11-15	----	----	----	670506 10.77 G
DT 125	78-79	670502 11.00 G	----	----	----
DT 125	80-81	670502 11.00 G	670516 10.39 E	----	----
IT 125	80-81	----	----	670405 11.67 E	670506 10.77 G
TT 125	80-81	----	----	670405 11.67 E	----

MOTION PRO O.E. REPLACEMENT LEVERS CONTINUED

MODEL	YEAR	BLACK L.H.		BLACK R.H.		POLISHED L.H.		POLISHED R.H.	
YAMAHA CONTINUED									
TTR 125E	00-04	----		----		670405	11.67 E	670506	10.77 G
TTR 125E	05-09	----		----		670405	11.67 E	670506	10.77 G
TTR 125L (FRONT DISC BRAKE)	00-04	----		----		670405	11.67 E	670514	10.77 G
TTR 125L (FRONT DISC BRAKE)	05-09	----		----		670405	11.67 E	670514	10.77 G
TTR 125L (FRONT DISC BRAKE)	11-15	----		----		670405	11.67 E	670514	10.77 G
XT 125	82-83	670502	11.00 G	670516	10.39 E	----		----	
YZ 125	77	670502	11.00 G	----		----		----	
YZ 125	78-82	----		----		670405	11.67 E	670506	10.77 G
YZ 125	83-84	----		----		670405	11.67 E	670506	10.77 G
YZ 125	85-88	----		----		670405	11.67 E	670507	10.77 G
YZ 125	89	----		----		670405	11.67 E	----	
YZ 125	90-95	----		----		670405	11.67 E	670514	10.77 G
YZ 125	96-99	----		----		670405	11.67 E	670515	10.65 E
YZ 125	00	----		----		670525	10.91 G	670515	10.65 E
YZ 125	01-07	----		----		670525	10.91 G	670329	17.82 G
YZ 125	08-15	----		----		670525	10.91 G	670540	19.03 G
DT 175	78	670502	11.00 G	----		----		----	
DT 175	79-81	670502	11.00 G	670516	10.39 E	----		----	
IT 175	77-78	670502	11.00 G	----		----		----	
IT 175	79-83	----		----		670405	11.67 E	670506	10.77 G
MX 175	79-80	670502	11.00 G	----		----		----	
MX 175	81	----		----		670405	11.67 E	670506	10.77 G
YZ 175	76	670502	11.00 G	----		----		----	
RT 180	95-98	----		----		----		670534	10.77 G
BW 200 BIG WHEEL	85-88	----		----		670405	11.67 E	670506	10.77 G
IT 200	84-85	----		----		670405	11.67 E	670506	10.77 G
IT 200	86	----		----		670405	11.67 E	670507	10.77 G
TW 200	87-00	----		----		670405	11.67 E	670506	10.77 G
TW 200	01-15	----		----		670405	11.67 E	670507	10.77 G
WR 200	92	----		----		670405	11.67 E	----	
XT 200	82-83	670502	11.00 G	670516	10.39 E	----		----	
TT 225	86-87	----		----		670405	11.67 E	670507	10.77 G
TTR 225	99-04	----		----		670535	8.68 E	670534	10.77 G
XT 225	92-94	670503	11.00 G	142771	10.39 E	----		----	
XT 225	95-07	----		----		670405	11.67 E	670507	10.77 G
TTR 230	05-09	----		----		670535	8.68 E	670329	17.82 G
TTR 230	11-15	----		----		670535	8.68 E	670329	17.82 G
IT 250	77-78	670502	11.00 G	----		----		----	
IT 250	79-83	----		----		670405	11.67 E	670506	10.77 G
TT 250	80-82	----		----		670405	11.67 E	670506	10.77 G
TTR 250	99-06	----		----		670405	11.67 E	670507	10.77 G
WR 250	89-91	----		----		----		----	
WR 250	92-96	----		----		670405	11.67 E	670514	10.77 G
WR 250	97	----		----		670405	11.67 E	670515	10.65 E
WR 250	98	----		----		----		----	
WR 250F	01	----		----		----		----	
WR 250F	01-02	----		----		670525	10.91 G	670329	17.82 G
WR 250F	03-04	----		----		670532	8.08 G	670329	17.82 G
WR 250F	05-09	----		----		142795	9.80 G	670329	17.82 G
WR 250F	11-13	----		----		142795	9.80 G	670329	17.82 G
WR 250F	15	----		----		142795	9.80 G	670329	17.82 G
WR 250R DUAL SPORT	08-15	----		----		670405	11.67 E	670507	10.77 G
WR 250Z	91	----		----		670405	11.67 E	670514	10.77 G
XT 250	80-84	670502	11.00 G	670516	10.39 E	----		----	
XT 250	08-15	----		----		670405	11.67 E	670507	10.77 G
YZ 250	77	670502	11.00 G	----		----		----	
YZ 250	78-82	----		----		670405	11.67 E	670506	10.77 G
YZ 250	83-84	----		----		670405	11.67 E	670506	10.77 G

- accessories
- body
- handlebar & grips
- cables & levers**
- exhaust
- engine
- fuel & intake
- electrical & ignition
- clutch
- drive
- bearings
- brakes
- steering & suspension
- tires
- tools & shop

CABLES & LEVERS

MOTION PRO O.E. REPLACEMENT LEVERS CONTINUED

MODEL	YEAR	BLACK L.H.	BLACK R.H.	POLISHED L.H.	POLISHED R.H.
YAMAHA CONTINUED					
YZ 250	85-88	----	----	670405 11.67 E	670507 10.77 G
YZ 250	89	----	----	----	----
YZ 250	90-95	----	----	670405 11.67 E	670514 10.77 G
YZ 250	96-99	----	----	670405 11.67 E	670515 10.65 E
YZ 250	00	----	----	670525 10.91 G	670515 10.65 E
YZ 250	01-07	----	----	670525 10.91 G	670329 17.82 G
YZ 250	08-14	----	----	670525 10.91 G	670540 19.03 G
YZ 250	15	----	----	670525 10.91 G	670540 19.03 G
YZ 250F	01-06	----	----	670525 10.91 G	670329 17.82 G
YZ 250F	01-08	----	----	----	----
YZ 250F	07-08	----	----	670525 10.91 G	670540 19.03 G
YZ 250F	09-16	----	----	142796 9.80 G	670540 19.03 G
YZ 250F X-COUNTRY	15	----	----	142795 9.80 G	670540 19.03 G
YZ 250WR	89	----	----	670405 11.67 E	
YZ 250WR	90	----	----	670405 11.67 E	670514 10.77 G
BW 350 BIG WHEEL	87-88	----	----	670405 11.67 E	670506 10.77 G
TT 350	86-87	----	----	670405 11.67 E	670507 10.77 G
TY 350	85-86	----	----	670405 11.67 E	670506 10.77 G
XT 350	85-00	670502 11.00 G	142771 10.39 E	----	----
IT 400	76-78	670502 11.00 G	----	----	----
IT 400	79	----	----	670405 11.67 E	670506 10.77 G
WR 400F	98-99	----	----	670405 11.67 E	670515 10.65 E
WR 400F	00	----	----	----	----
WR 400F	00	----	----	670525 10.91 G	670515 10.65 E
YZ 400	77-78	670502 11.00 G	----	----	----
YZ 400	79	----	----	670405 11.67 E	670506 10.77 G
YZ 400F	98-99	----	----	670405 11.67 E	670515 10.65 E
IT 425	80	----	----	670405 11.67 E	670506 10.77 G
WR 426F	01-02	----	----	----	----
WR 426F	01-02	----	----	670525 10.91 G	670329 17.82 G
YZ 426F	00	----	----	670525 10.91 G	670515 10.65 E
YZ 426F	00-02	----	----	----	----
YZ 426F	01-02	----	----	670525 10.91 G	670329 17.82 G
WR 450F	03-04	----	----	670532 8.08 G	670329 17.82 G
WR 450F	05-09	----	----	142795 9.80 G	670329 17.82 G
WR 450F	11-15	----	----	142795 9.80 G	670329 17.82 G
YZ 450F	03-07	----	----	670525 10.91 G	670329 17.82 G
YZ 450F	03-08	----	----	----	----
YZ 450F	08	----	----	670525 10.91 G	670540 19.03 G
YZ 450F	09-16	----	----	142796 9.80 G	670540 19.03 G
IT 465	81-82	----	----	670405 11.67 E	670506 10.77 G
YZ 465	80-81	----	----	670405 11.67 E	670506 10.77 G
IT 490	83	----	----	670405 11.67 E	670506 10.77 G
YZ 490	82-83	----	----	670405 11.67 E	670506 10.77 G
YZ 490	84	----	----	670405 11.67 E	670506 10.77 G
YZ 490	85-90	----	----	670405 11.67 E	670507 10.77 G
TT 500	76-78	670502 11.00 G	----	----	----
TT 500	79-80	670502 11.00 G	670516 10.39 E	----	----
TT 500	81	----	----	670405 11.67 E	670506 10.77 G
WR 500	92-93	----	----	670405 11.67 E	670514 10.77 G
XT 500	76-78	670502 11.00 G	----	----	----
XT 500	79-81	670502 11.00 G	670516 10.39 E	----	----
XT 550	82-83	670502 11.00 G	670516 10.39 E	----	----
TT 600	83-84	----	----	670405 11.67 E	670506 10.77 G
TT 600	85-86	----	----	670405 11.67 E	670507 10.77 G
XT 600	84-95	670502 11.00 G	142771 10.39 E	----	----
XTZ 1200 SUPER TENERE	12-14	----	----	----	143830 27.35 G

MOTION PRO FORGED LEVERS

Dirt bikes lead a hard life. They are ridden hard in rough conditions, and it's not unusual for a dirt bike to hit the ground several times during a ride. Dirt bikes are built pretty tough, but unless the rider is using hand guards, the levers are often short lived.

The stock levers on many motorcycles are made of cast aluminum, which is light and inexpensive to produce, but they are not very crash resistant, and bend and break easily. Forged levers cost more to produce, but are far more durable.

Motion Pro is well known for its complete line of control levers for nearly all motorcycles, and our forged MX levers are the top of the line we offer. Forged from 6061-T6 Aluminum, they are strong and light. Our forged clutch levers feature a needle bearing in the pivot for increased precision and clutch feel.



- accessories
- body
- handlebar & grips
- cables & levers**
- exhaust
- engine
- fuel & intake
- electrical & ignition
- clutch
- drive
- bearings
- brakes
- steering & suspension
- tires
- tools & shop

MODEL	YEAR	POLISHED L.H.		POLISHED R.H.		POLISHED L.H. SHORT
BETA						
250 RR	05-06	----		142810	17.74 E	----
250 RR 2T	13-14	142808	39.53 E	142810	17.74 E	----
300 RR 2T	13-14	142808	39.53 E	142810	17.74 E	----
350 RR	11	----		142810	17.74 E	----
350 RR	12-14	142808	39.53 E	142810	17.74 E	----
400 RR	05-11	----		142810	17.74 E	----
400 RR	12-14	142808	39.53 E	142810	17.74 E	----
450 RR	05-11	----		142810	17.74 E	----
450 RR	12-14	142808	39.53 E	142810	17.74 E	----
450 RS	11	----		----		----
498 RR	12-14	142808	39.53 E	142810	17.74 E	----
520 RR	10-11	----		142810	17.74 E	----
525 RR	05-07	----		142810	17.74 E	----
525 RR	08	----		----		----
525 RR	09	----		142810	17.74 E	----
GAS GAS						
EC 125	01-08	----		142810	17.74 E	----
MC 125	02-08	----		142810	17.74 E	----
SM 125 SUPER MOTARD	05-08	----		142810	17.74 E	----
EC 200	99-08	----		142810	17.74 E	----
EC 250	00-08	----		142810	17.74 E	----
MC 250	02-08	----		142810	17.74 E	----
SM 250 SUPER MOTARD	05	----		142810	17.74 E	----
EC 300	99-08	----		142810	17.74 E	----
HONDA						
CR80R	96-97	142809	21.33 G	----		----
CR80R	98	142809	21.33 G	142810	17.74 E	----
CR80R	99	142809	21.33 G	----		----
CR80R	00-02	142809	21.33 G	142810	17.74 E	----
CR80RB	96-97	142809	21.33 G	----		----
CR80RB	98	142809	21.33 G	142810	17.74 E	----
CR80RB	99	142809	21.33 G	----		----
CR80RB	00-02	142809	21.33 G	142810	17.74 E	----
CR85R	03-07	142809	21.33 G	142810	17.74 E	----
CR85RB	03-07	142809	21.33 G	142810	17.74 E	----
CR125R	96-03	142809	21.33 G	142810	17.74 E	----
CR125R	04-07	142811	21.92 G	142810	17.74 E	----
CRF150F	03-09	----		142810	17.74 E	----
CRF150F	12-15	----		142810	17.74 E	----
CRF150R	07-09	142809	21.33 G	142810	17.74 E	----
CRF150R	12-15	142809	21.33 G	142810	17.74 E	----
CRF150RB	07-09	142809	21.33 G	142810	17.74 E	----
CRF150RB	12-15	142809	21.33 G	142810	17.74 E	----

CABLES & LEVERS

MOTION PRO FORGED LEVERS CONTINUED

MODEL	YEAR	POLISHED L.H.			POLISHED R.H.			POLISHED L.H. SHORT	
HONDA CONTINUED									
CRF230F	03-09	----			142810	17.74	E	----	
CRF230F	12-16	----			142810	17.74	E	----	
CR250R	96-97	142809	21.33	G	142810	17.74	E	----	
CR250R	98-03	142809	21.33	G	142810	17.74	E	----	
CR250R	04-07	142811	21.92	G	142810	17.74	E	----	
CRF250R	04-06	142811	21.92	G	142810	17.74	E	----	
CRF250R	07-09	142813	21.92	G	142812	31.65	G	----	
CRF250R	10-13	142813	21.92	G	142812	31.65	G	----	
CRF250R	14-15	142813	21.92	G	142812	31.65	G	----	
CRF250R	16	142813	21.92	G	142812	31.65	G	----	
CRF250X	04-08	142811	21.92	G	142810	17.74	E	----	
CRF250X	09	142811	21.92	G	142810	17.74	E	----	
CRF250X	12-13	142811	21.92	G	142810	17.74	E	----	
XR250R	96-04	142809	21.33	G	142810	17.74	E	----	
XR400R	96-04	142809	21.33	G	142810	17.74	E	----	
CRF450R	02-03	142809	21.33	G	142810	17.74	E	----	
CRF450R	04-06	142811	21.92	G	142810	17.74	E	----	
CRF450R	07-08	142813	21.92	G	142812	31.65	G	----	
CRF450R	09-16	142813	21.92	G	142812	31.65	G	----	
CRF450X	05-09	142811	21.92	G	142810	17.74	E	----	
CRF450X	12-14	142811	21.92	G	142810	17.74	E	----	
CR500R	96-01	142809	21.33	G	142810	17.74	E	----	
XR650R	00-07	142809	21.33	G	142810	17.74	E	----	
HUSABERG									
FE 250	13	142808	39.53	E	142805	19.38	G	----	
FE 250	14	142808	39.53	E	682090	28.11	J	----	
TE 250	11-13	142808	39.53	E	142805	19.38	G	----	
TE 250	14	142808	39.53	E	682090	28.11	J	----	
TE 300	11	142808	39.53	E	142805	19.38	G	----	
TE 300	12	142808	39.53	E	----			----	
TE 300	13	142808	39.53	E	142805	19.38	G	----	
TE 300	14	142808	39.53	E	682090	28.11	J	----	
FE 350	13	142808	39.53	E	142805	19.38	G	----	
FE 390	10-11	143512	38.59	G	142805	19.38	G	----	
FE 450	04-06	142800	30.65	G	----			142802	30.65 G
FE 450	07-08	142800	30.65	G	142801	18.14	G	142802	30.65 G
FE 450	09-11	143512	38.59	G	142805	19.38	G	----	
FE 450	14	142808	39.53	E	682090	28.11	J	----	
FX 450	10	143512	38.59	G	142805	19.38	G	----	
FE 501	04	142800	30.65	G	142801	18.14	G	142802	30.65 G
FE 501	13	142808	39.53	E	142805	19.38	G	----	
FE 501	14	142808	39.53	E	682090	28.11	J	----	
FC 550	04-06	142800	30.65	G	----			142802	30.65 G
FC 550	07	142800	30.65	G	142801	18.14	G	142802	30.65 G
FE 550	04-05	142800	30.65	G	----			142802	30.65 G
FE 550	07	----			142801	18.14	G	----	
FE 550	08	142800	30.65	G	142801	18.14	G	142802	30.65 G
FE 570	09-10	143512	38.59	G	142805	19.38	G	----	
FE 570	11	----			142805	19.38	G	----	
FE 570S	11	143512	38.59	G	142805	19.38	G	----	
FE 650	04-06	142800	30.65	G	----			142802	30.65 G
FE 650	07-08	142800	30.65	G	142801	18.14	G	142802	30.65 G

MOTION PRO FORGED LEVERS CONTINUED

MODEL	YEAR	POLISHED L.H.		POLISHED R.H.		POLISHED L.H. SHORT
HUSQVARNA						
TC 85	14	682088	36.85 J	682088	36.85 J	----
CR 125	06-08	----		142805	19.38 G	----
TC 125	15	143512	38.59 G	682090	28.11 J	----
WR 125	06-07	----		142805	19.38 G	----
WR 125	09-10	----		142805	19.38 G	----
FC 250	14-15	142808	39.53 E	682090	28.11 J	----
FE 250	14-15	142808	39.53 E	682090	28.11 J	----
TC 250	04	142806	31.23 G	----		----
TC 250	05-06	142806	31.23 G	142805	19.38 G	----
TC 250	07-08	142806	31.23 G	----		----
TC 250	10-13	142808	39.53 E	----		----
TE 250 2-STROKE	14-15	142808	39.53 E	682090	28.11 J	----
TXC 250R	10-13	142808	39.53 E	----		----
WR 250	07-11	----		142805	19.38 G	----
TE 300 2-STROKE	14-15	142808	39.53 E	682090	28.11 J	----
WR 300	09-11	----		142805	19.38 G	----
TXC 310R	12-13	142808	39.53 E	----		----
FC 350	14-15	142808	39.53 E	682090	28.11 J	----
FE 350	14-15	142808	39.53 E	682090	28.11 J	----
TC 449	11-13	142808	39.53 E	----		----
TXC 449	11	142808	39.53 E	142805	19.38 G	----
TXC 449	12	142808	39.53 E	----		----
FC 450	14	142808	39.53 E	----		----
FC 450	15	142808	39.53 E	682090	28.11 J	----
FE 450	14-15	142808	39.53 E	682090	28.11 J	----
TC 450	04	142806	31.23 G	----		----
TC 450	05-06	142806	31.23 G	142805	19.38 G	----
TC 450	07-10	142806	31.23 G	----		----
TE 450	04	142806	31.23 G	----		----
TE 450	05-10	142806	31.23 G	142805	19.38 G	----
TXC 511	11	142808	39.53 E	142805	19.38 G	----
TXC 511	12	142808	39.53 E	----		----
FE 501	14-15	142808	39.53 E	682090	28.11 J	----
TC 510	05-06	142806	31.23 G	142805	19.38 G	----
TC 510	07-09	142806	31.23 G	----		----
TE 510	04	142806	31.23 G	----		----
TE 510	05-09	142806	31.23 G	142805	19.38 G	----
TE 510	10	142806	31.23 G	----		----
TE 510R	04	142806	31.23 G	----		----
KAWASAKI						
KX 65	00-16	142814	20.32 E	142816	24.47 G	----
KX 80	88-93	----		142815	18.67 G	----
KX 80	94-96	----		142810	17.74 E	----
KX 80	98-00	142814	20.32 E	----		----
KX 85	01-16	142814	20.32 E	142816	24.47 G	----
KX 100	95-96	----		142810	17.74 E	----
KX 100	98-00	142814	20.32 E	----		----
KX 100	01-09	142814	20.32 E	142816	24.47 G	----
KX 100	11-16	142814	20.32 E	142816	24.47 G	----
KLX 125L	03-06	----		142815	18.67 G	----
KX 125	88-89	----		142815	18.67 G	----
KX 125	90	142814	20.32 E	142815	18.67 G	----
KX 125	91-92	142814	20.32 E	142815	18.67 G	----
KX 125	93-96	142814	20.32 E	142810	17.74 E	----
KX 125	97-99	142814	20.32 E	----		----
KX 125	00-03	142814	20.32 E	142816	24.47 G	----

- accessories
- body
- handlebar & grips
- cables & levers**
- exhaust
- engine
- fuel & intake
- electrical & ignition
- clutch
- drive
- bearings
- brakes
- steering & suspension
- tires
- tools & shop

MOTION PRO FORGED LEVERS CONTINUED

MODEL	YEAR	POLISHED L.H.			POLISHED R.H.			POLISHED L.H. SHORT	
KAWASAKI CONTINUED									
KX 125	04-05	142814	20.32	E	142816	24.47	G	----	
KDX 200	89-94	----			142815	18.67	G	----	
KDX 200	95-06	----			142810	17.74	E	----	
KDX 220R	97-05	----			142810	17.74	E	----	
KDX 250	91-94	----			142815	18.67	G	----	
KLX 250D	94-96	----			142810	17.74	E	----	
KX 250	88-89	----			142815	18.67	G	----	
KX 250	90	142814	20.32	E	142815	18.67	G	----	
KX 250	91-92	142814	20.32	E	142815	18.67	G	----	
KX 250	93	142814	20.32	E	142810	17.74	E	----	
KX 250	94-96	142814	20.32	E	142810	17.74	E	----	
KX 250	97-99	142814	20.32	E	----			----	
KX 250	00-04	142814	20.32	E	142816	24.47	G	----	
KX 250	05-07	142820	22.29	G	142816	24.47	G	----	
KX 250F	04	142814	20.32	E	142816	24.47	G	----	
KX 250F	05-10	----			142816	24.47	G	----	
KX 250F	11-12	142820	22.29	G	142816	24.47	G	----	
KX 250F	13-14	142820	22.29	G	143513	24.95	G	----	
KX 250F	15-16	142820	22.29	G	----			----	
KLX 300A	97-07	----			142810	17.74	E	----	
KLX 400B	03	----			142810	17.74	E	----	
KLX 450A	08-09	----			142816	24.47	G	----	
KX 450F	06-08	----			142816	24.47	G	----	
KX 450F	09-12	142820	22.29	G	142816	24.47	G	----	
KX 450F	13-14	142820	22.29	G	143513	24.95	G	----	
KX 450F	15-16	142820	22.29	G	----			----	
KX 500	88-89	----			142815	18.67	G	----	
KX 500	90	142814	20.32	E	142815	18.67	G	----	
KX 500	91-93	142814	20.32	E	142815	18.67	G	----	
KX 500	94-96	142814	20.32	E	142810	17.74	E	----	
KX 500	97-03	142814	20.32	E	----			----	
KX 500	04	142814	20.32	E	142816	24.47	G	----	
KLX 650A	93-95	----			142810	17.74	E	----	
KLX 650C	93-96	----			----			----	
KLX 650D	96	----			142810	17.74	E	----	
KTM									
65 SX	02-03	142800	30.65	G	142801	18.14	G	142802	30.65 G
65 SX	04-11	142800	30.65	G	142803	25.71	E	142802	30.65 G
65 SX	12-13	142800	30.65	G	682095	12.99	E	142802	30.65 G
65 SX	14-16	682088	36.85	J	682088	36.85	J	----	
65 XC	08-09	142800	30.65	G	142803	25.71	E	142802	30.65 G
85 SX	03-12	142800	30.65	G	142803	25.71	E	142802	30.65 G
85 SX	13	682089	35.86	J	682089	35.86	J	----	
85 SX	14-16	682088	36.85	J	682088	36.85	J	----	
85 XC	08	142800	30.65	G	142803	25.71	E	142802	30.65 G
105 SX	03-11	142800	30.65	G	142803	25.71	E	142802	30.65 G
105 XC	08-09	142800	30.65	G	142803	25.71	E	142802	30.65 G
125 EXC	98-99	142800	30.65	G	----			142802	30.65 G
125 EXC	00-04	142800	30.65	G	142801	18.14	G	142802	30.65 G
125 EXC	05	142800	30.65	G	142805	19.38	G	142802	30.65 G
125 MXC	02	142800	30.65	G	----			142802	30.65 G
125 SX	98-99	142800	30.65	G	----			142802	30.65 G
125 SX	00	142800	30.65	G	----			142802	30.65 G
125 SX	01-04	142800	30.65	G	142801	18.14	G	142802	30.65 G

MOTION PRO FORGED LEVERS CONTINUED

MODEL	YEAR	POLISHED L.H.		POLISHED R.H.		POLISHED L.H. SHORT	
KTM CONTINUED							
125 SX	05-08	142800	30.65 G	142805	19.38 G	142802	30.65 G
125 SX	09	143512	38.59 G	142805	19.38 G	----	
125 SX	11-13	143512	38.59 G	142805	19.38 G	----	
125 SX	14-15	143512	38.59 G	682090	28.11 J	----	
144 SX	07-08	142800	30.65 G	142805	19.38 G	142802	30.65 G
150 SX	09-13	143512	38.59 G	142805	19.38 G	----	
150 SX	14-15	143512	38.59 G	682090	28.11 J	----	
150 XC	10-13	143512	38.59 G	142805	19.38 G	----	
150 XC	14	143512	38.59 G	682090	28.11 J	----	
200 EXC	98-99	142800	30.65 G	----		142802	30.65 G
200 EXC	00-04	142800	30.65 G	142801	18.14 G	142802	30.65 G
200 EXC	05	142800	30.65 G	142805	19.38 G	142802	30.65 G
200 MXC	98-99	142800	30.65 G	----		142802	30.65 G
200 MXC	00-03	142800	30.65 G	142801	18.14 G	142802	30.65 G
200 SX	03-04	142800	30.65 G	142801	18.14 G	142802	30.65 G
200 XC	06-08	142800	30.65 G	142805	19.38 G	142802	30.65 G
200 XC	09	143512	38.59 G	142805	19.38 G	----	
200 XCW	06-08	142800	30.65 G	142805	19.38 G	142802	30.65 G
200 XCW	09-13	143512	38.59 G	142805	19.38 G	----	
200 XCW	14-16	143512	38.59 G	682090	28.11 J	----	
250 EXC	99	142800	30.65 G	----		142802	30.65 G
250 EXC	00-04	142800	30.65 G	142801	18.14 G	142802	30.65 G
250 EXC	05	142800	30.65 G	142805	19.38 G	142802	30.65 G
250 EXCG RACING	02-04	142800	30.65 G	142801	18.14 G	142802	30.65 G
250 FR FREERIDE	14-16	682088	36.85 J	682088	36.85 J	----	
250 MXC	99	142800	30.65 G	----		142802	30.65 G
250 MXC	00-02	142800	30.65 G	142801	18.14 G	142802	30.65 G
250 SX	99	142800	30.65 G	----		142802	30.65 G
250 SX	00-04	142800	30.65 G	142801	18.14 G	142802	30.65 G
250 SX	05	142800	30.65 G	142805	19.38 G	142802	30.65 G
250 SX	06-13	142808	39.53 E	142805	19.38 G	----	
250 SX	14-15	142808	39.53 E	682090	28.11 J	----	
250 SXF	06-13	142808	39.53 E	142805	19.38 G	----	
250 SXF	14-15	142808	39.53 E	682090	28.11 J	----	
250 XC 2T E-START	06-13	142808	39.53 E	142805	19.38 G	----	
250 XC 2T E-START	14-15	142808	39.53 E	682090	28.11 J	----	
250 XCF	07-09	142808	39.53 E	142805	19.38 G	----	
250 XCF	11-13	142808	39.53 E	142805	19.38 G	----	
250 XCF	14-15	142808	39.53 E	682090	28.11 J	----	
250 XCFW	07-09	142808	39.53 E	142805	19.38 G	----	
250 XCFW	12-13	142808	39.53 E	142805	19.38 G	----	
250 XCFW	14-15	142808	39.53 E	682090	28.11 J	----	
250 XCFWCE CHAMPIONS EDITION	10	142808	39.53 E	142805	19.38 G	----	
250 XCFWSD SIX DAYS	11	142808	39.53 E	142805	19.38 G	----	
250 XCW	07-13	142808	39.53 E	142805	19.38 G	----	
250 XCW	14-15	142808	39.53 E	682090	28.11 J	----	
300 EXC	99	142800	30.65 G	----		142802	30.65 G
300 EXC	00-04	142800	30.65 G	142801	18.14 G	142802	30.65 G
300 EXC	05	142800	30.65 G	142805	19.38 G	142802	30.65 G
300 MXC	99	142800	30.65 G	----		142802	30.65 G
300 MXC	00-04	142800	30.65 G	142801	18.14 G	142802	30.65 G
300 MXC	05	142800	30.65 G	142805	19.38 G	142802	30.65 G
300 XC	06-13	142808	39.53 E	142805	19.38 G	----	
300 XC	14-15	142808	39.53 E	682090	28.11 J	----	
300 XCW	06-13	142808	39.53 E	142805	19.38 G	----	
300 XCW	14-15	143512	38.59 G	682090	28.11 J	----	

- accessories
- body
- handlebar & grips
- cables & levers**
- exhaust
- engine
- fuel & intake
- electrical & ignition
- clutch
- drive
- bearings
- brakes
- steering & suspension
- tires
- tools & shop

MOTION PRO FORGED LEVERS CONTINUED

MODEL	YEAR	POLISHED L.H.		POLISHED R.H.		POLISHED L.H. SHORT		
KTM CONTINUED								
300 XCWSD SIX DAYS	14-15	143512	38.59	G	682090	28.11	J	----
350 EXCF	12-13	142808	39.53	E	142805	19.38	G	----
350 EXCF	14-15	142808	39.53	E	682090	28.11	J	----
350 FR FREERIDE (European only)	12	682089	35.86	J	682089	35.86	J	----
350 FR FREERIDE (European only)	14	682088	36.85	J	682088	36.85	J	----
350 SXF FI	11-13	142808	39.53	E	142805	19.38	G	----
350 SXF FI	14-15	142808	39.53	E	682090	28.11	J	----
350 XCF	11-13	142808	39.53	E	142805	19.38	G	----
350 XCF	14-15	142808	39.53	E	682090	28.11	J	----
350 XCFW	12-13	142808	39.53	E	142805	19.38	G	----
350 XCFW	14-16	142808	39.53	E	682090	28.11	J	----
350 XCFWSD SIX DAYS	15	142808	39.53	E	682090	28.11	J	----
380 EXC	00-02	142800	30.65	G	142801	18.14	G	142802 30.65 G
380 MXC	00-01	142800	30.65	G	142801	18.14	G	142802 30.65 G
380 SX	00-02	142800	30.65	G	142801	18.14	G	142802 30.65 G
400 EXC	01-02	142800	30.65	G	142801	18.14	G	142802 30.65 G
400 EXCG RACING	05	142800	30.65	G	142805	19.38	G	142802 30.65 G
400 MXC	01-02	142800	30.65	G	142801	18.14	G	142802 30.65 G
400 SX	01-02	142800	30.65	G	142801	18.14	G	142802 30.65 G
400 XCW	07	142800	30.65	G	142805	19.38	G	142802 30.65 G
400 XCW	09-10	142808	39.53	E	142805	19.38	G	----
450 EXCG RACING	03-04	142800	30.65	G	142801	18.14	G	142802 30.65 G
450 EXCG RACING	05-06	142800	30.65	G	142805	19.38	G	142802 30.65 G
450 EXCR RACING	07-11	142808	39.53	E	142805	19.38	G	----
450 MXCG	03-04	142800	30.65	G	142801	18.14	G	142802 30.65 G
450 MXCG	05	142800	30.65	G	142805	19.38	G	142802 30.65 G
450 SXF	03-04	142800	30.65	G	142801	18.14	G	142802 30.65 G
450 SXF	05-07	142800	30.65	G	142805	19.38	G	142802 30.65 G
450 SXF	08	142808	39.53	E	142805	19.38	G	----
450 SXF	09-12	143512	38.59	G	142805	19.38	G	----
450 SXF	13	142808	39.53	E	142805	19.38	G	----
450 SXF	14-15	142808	39.53	E	682090	28.11	J	----
450 SXFFE FI FACTORY EDITION	12-13	142808	39.53	E	142805	19.38	G	----
450 SXFFE FI FACTORY EDITION	14	----			682090	28.11	J	----
450 XCF	06-07	142800	30.65	G	142805	19.38	G	142802 30.65 G
450 XCF	08	142808	39.53	E	142805	19.38	G	----
450 XCF	09	----			142805	19.38	G	----
450 XCF	13	142808	39.53	E	142805	19.38	G	----
450 XCF	14-15	142808	39.53	E	682090	28.11	J	----
450 XCFWCE CHAMPIONS EDITION	10	142808	39.53	E	142805	19.38	G	----
450 XCRW	08	142808	39.53	E	142805	19.38	G	----
450 XCW	07	142800	30.65	G	142805	19.38	G	142802 30.65 G
450 XCW	09	142808	39.53	E	142805	19.38	G	----
450 XCW	12-13	142808	39.53	E	142805	19.38	G	----
450 XCW	14-15	142808	39.53	E	682090	28.11	J	----
450 XCWSD SIX DAYS	10-11	142808	39.53	E	142805	19.38	G	----
500 EXC	12	142808	39.53	E	----			----
500 EXC	13	142808	39.53	E	142805	19.38	G	----
500 EXC	14-15	142808	39.53	E	682090	28.11	J	----
500 XCW	12-13	142808	39.53	E	142805	19.38	G	----
500 XCW	14-15	142808	39.53	E	682090	28.11	J	----
505 SXF	08	142800	30.65	G	142805	19.38	G	142802 30.65 G
505 XCF	08	142808	39.53	E	142805	19.38	G	----
505 XCF	09	142800	30.65	G	142805	19.38	G	142802 30.65 G
520 EXC	01-02	142800	30.65	G	142801	18.14	G	142802 30.65 G
520 MXC	01-02	142800	30.65	G	142801	18.14	G	142802 30.65 G

MOTION PRO FORGED LEVERS CONTINUED

MODEL	YEAR	POLISHED L.H.		POLISHED R.H.		POLISHED L.H. SHORT	
KTM CONTINUED							
520 SX	01-02	142800	30.65 G	142801	18.14 G	142802	30.65 G
525 EXC RACING	03-04	142800	30.65 G	142801	18.14 G	142802	30.65 G
525 EXC RACING	05-06	142800	30.65 G	142805	19.38 G	142802	30.65 G
525 EXC RACING	07	142808	39.53 E	142805	19.38 G	----	
525 MXCG	03-04	142800	30.65 G	142801	18.14 G	142802	30.65 G
525 MXCG	05	142800	30.65 G	142805	19.38 G	142802	30.65 G
525 SX	03-04	142800	30.65 G	142801	18.14 G	142802	30.65 G
525 SX	05-06	142800	30.65 G	142805	19.38 G	142802	30.65 G
525 XC	07	142800	30.65 G	142805	19.38 G	142802	30.65 G
525 XCW	07	142800	30.65 G	142805	19.38 G	142802	30.65 G
530 EXC	10-11	142808	39.53 E	142805	19.38 G	----	
530 EXCCE CHAMPIONS EDITION	10	142808	39.53 E	142805	19.38 G	----	
530 EXCR RACING	08	142808	39.53 E	142805	19.38 G	----	
530 EXCR RACING	09	----		142805	19.38 G	----	
530 XCRW	08	142808	39.53 E	142805	19.38 G	----	
530 XCW	09	142808	39.53 E	142805	19.38 G	----	
530 XCWSD SIX DAYS	10-11	142808	39.53 E	142805	19.38 G	----	
641 LC4 ADVENTURE	04-07	142806	31.23 G	142807	20.53 E	----	
660 RFR RALLY FACTORY REPLICA	07	142806	31.23 G	142801	18.14 G	----	
690 ENDURO	08-12	142806	31.23 G	----		----	
690 ENDURO	13-15	143512	38.59 G	----		----	
690 RFR RALLY FACTORY REPLICA	08-09	142806	31.23 G	142801	18.14 G	----	
950 ADVENTURE	03-06	142806	31.23 G	142807	20.53 E	----	
950 SUPER ENDUROR	07-08	142806	31.23 G	----		----	
990 ADVENTURE	07-11	142806	31.23 G	142807	20.53 E	----	
990 ADVENTURE BAJA	13	142806	31.23 G	----		----	
990 ADVENTURE R	09-12	142806	31.23 G	142807	20.53 E	----	
SUZUKI							
RM 65	03-05	142814	20.32 E	142816	24.47 G	----	
RM 80	86-01	----		142815	18.67 G	----	
RM 85	02-04	----		142815	18.67 G	----	
RM 85	05-10	142817	20.53 E	142816	24.47 G	----	
RM 85	12	142817	20.53 E	142816	24.47 G	----	
RM 85	15	142817	20.53 E	142816	24.47 G	----	
RM 85L	06	142817	20.53 E	142816	24.47 G	----	
RM 100	03	142814	20.32 E	142816	24.47 G	----	
DRZ 125L	03-08	----		142815	18.67 G	----	
DRZ 125L	09	----		142815	18.67 G	----	
DRZ 125L	12-13	----		142815	18.67 G	----	
RM 125	85-91	----		142815	18.67 G	----	
RM 125	92-95	142817	20.53 E	142815	18.67 G	----	
RM 125	97-03	142817	20.53 E	142810	17.74 E	----	
RM 125	04-08	142817	20.53 E	142816	24.47 G	----	
DR 250	90-93	----		142815	18.67 G	----	
DRZ 250	01-07	----		142815	18.67 G	----	
RM 250	85-91	----		142815	18.67 G	----	
RM 250	92-95	142817	20.53 E	142815	18.67 G	----	
RM 250	97-03	142817	20.53 E	142810	17.74 E	----	
RM 250	04-08	142817	20.53 E	142816	24.47 G	----	
RMX 250	89-98	----		142815	18.67 G	----	
RMZ 250	04	142814	20.32 E	142816	24.47 G	----	
RMZ 250	05-06	----		142816	24.47 G	----	
RMZ 250	07-16	142818	23.09 G	142816	24.47 G	----	

- accessories
- body
- handlebar & grips
- cables & levers**
- exhaust
- engine
- fuel & intake
- electrical & ignition
- clutch
- drive
- bearings
- brakes
- steering & suspension
- tires
- tools & shop

MOTION PRO FORGED LEVERS CONTINUED

MODEL	YEAR	POLISHED L.H.		POLISHED R.H.		POLISHED L.H. SHORT
SUZUKI CONTINUED						
DR 350	90-00	----		142815	18.67 G	----
DRZ 400E	00-07	----		142810	17.74 E	----
DRZ 400K	01-04	----		142810	17.74 E	----
DRZ 400Y	00	----		142810	17.74 E	----
RMX 450 ENDURO X-COUNTRY	10-11	----		142816	24.47 G	----
RMZ 450	05-16	142818	23.09 G	142816	24.47 G	----
YAMAHA						
YZ 50	80	142817	20.53 E	----		----
YZ 60	81-83	142817	20.53 E	----		----
YZ 80	79-82	142817	20.53 E	----		----
YZ 80	83-85	142817	20.53 E	----		----
YZ 80	86-96	142817	20.53 E	----		----
YZ 80	97-00	142817	20.53 E	142819	17.74 E	----
YZ 80	01	142817	20.53 E	142816	24.47 G	----
YZ 85	02-12	142817	20.53 E	142816	24.47 G	----
YZ 85	13-14	142817	20.53 E	142816	24.47 G	----
YZ 85	15	----		142816	24.47 G	----
MX 100	81-83	142817	20.53 E	----		----
RT 100	90	142817	20.53 E	----		----
RT 100	92-00	142817	20.53 E	----		----
YZ 100	79-83	142817	20.53 E	----		----
IT 125	80-81	142817	20.53 E	----		----
TT 125	80-81	142817	20.53 E	----		----
TTR 125E	00-04	142817	20.53 E	----		----
TTR 125E	05-09	142817	20.53 E	----		----
TTR 125L (FRONT DISC BRAKE)	00-04	142817	20.53 E	----		----
TTR 125L (FRONT DISC BRAKE)	05-09	142817	20.53 E	----		----
TTR 125L (FRONT DISC BRAKE)	11-15	142817	20.53 E	----		----
YZ 125	78-82	142817	20.53 E	----		----
YZ 125	83-84	142817	20.53 E	----		----
YZ 125	85-88	142817	20.53 E	----		----
YZ 125	89	142817	20.53 E	----		----
YZ 125	90-95	142817	20.53 E	----		----
YZ 125	96-99	142817	20.53 E	142819	17.74 E	----
YZ 125	00	142820	22.29 G	142819	17.74 E	----
YZ 125	01-07	142820	22.29 G	142816	24.47 G	----
YZ 125	08-15	142820	22.29 G	143513	24.95 G	----
IT 175	79-83	142817	20.53 E	----		----
MX 175	79-80	----		----		----
MX 175	81	142817	20.53 E	----		----
BW 200 BIG WHEEL	85-88	142817	20.53 E	----		----
IT 200	84-85	142817	20.53 E	----		----
IT 200	86	142817	20.53 E	----		----
TW 200	87-00	142817	20.53 E	----		----
TW 200	01-15	142817	20.53 E	----		----
WR 200	92	142817	20.53 E	----		----
TT 225	86-87	142817	20.53 E	----		----
XT 225	95-07	142817	20.53 E	----		----
TTR 230	05-09	----		142816	24.47 G	----
TTR 230	11-15	----		142816	24.47 G	----
IT 250	79-83	142817	20.53 E	----		----
TT 250	80-82	142817	20.53 E	----		----
TTR 250	99-06	142817	20.53 E	----		----
WR 250	92-96	142817	20.53 E	----		----
WR 250	97	142817	20.53 E	142819	17.74 E	----

MOTION PRO FORGED LEVERS CONTINUED

MODEL	YEAR	POLISHED L.H.		POLISHED R.H.		POLISHED L.H. SHORT
YAMAHA CONTINUED						
WR 250F	01-02	142820	22.29 G	142816	24.47 G	----
WR 250F	03-04	142821	22.29 G	142816	24.47 G	----
WR 250F	05-09	----		142816	24.47 G	----
WR 250F	11-13	----		142816	24.47 G	----
WR 250F	15	----		142816	24.47 G	----
WR 250R DUAL SPORT	08-15	142817	20.53 E	----		----
WR 250Z	91	142817	20.53 E	----		----
XT 250	08-15	142817	20.53 E	----		----
YZ 250	78-82	142817	20.53 E	----		----
YZ 250	83-84	142817	20.53 E	----		----
YZ 250	85-88	142817	20.53 E	----		----
YZ 250	90-95	142817	20.53 E	----		----
YZ 250	96-99	142817	20.53 E	142819	17.74 E	----
YZ 250	00	142820	22.29 G	142819	17.74 E	----
YZ 250	01-07	142820	22.29 G	142816	24.47 G	----
YZ 250	08-14	142820	22.29 G	143513	24.95 G	----
YZ 250	15	142820	22.29 G	----		----
YZ 250F	01-06	142820	22.29 G	142816	24.47 G	----
YZ 250F	07-08	142820	22.29 G	143513	24.95 G	----
YZ 250F	09-16	143514	17.97 G	143513	24.95 G	----
YZ 250F X-COUNTRY	15	----		143513	24.95 G	----
YZ 250WR	89	142817	20.53 E	----		----
YZ 250WR	90	142817	20.53 E	----		----
BW 350 BIG WHEEL	87-88	142817	20.53 E	----		----
TT 350	86-87	142817	20.53 E	----		----
TY 350	85-86	142817	20.53 E	----		----
IT 400	79	142817	20.53 E	----		----
WR 400F	98-99	142817	20.53 E	142819	17.74 E	----
WR 400F	00	142820	22.29 G	142819	17.74 E	----
YZ 400	79	142817	20.53 E	----		----
YZ 400F	98-99	142817	20.53 E	142819	17.74 E	----
IT 425	80	142817	20.53 E	----		----
WR 426F	01-02	142820	22.29 G	142816	24.47 G	----
YZ 426F	00	142820	22.29 G	142819	17.74 E	----
YZ 426F	00-02	----		----		----
YZ 426F	01-02	142820	22.29 G	142816	24.47 G	----
WR 450F	03-04	142821	22.29 G	142816	24.47 G	----
WR 450F	05-09	----		142816	24.47 G	----
WR 450F	11-15	----		142816	24.47 G	----
YZ 450F	03-07	142820	22.29 G	142816	24.47 G	----
YZ 450F	08	142820	22.29 G	143513	24.95 G	----
YZ 450F	09-16	143514	17.97 G	143513	24.95 G	----
IT 465	81-82	142817	20.53 E	----		----
YZ 465	80-81	142817	20.53 E	----		----
IT 490	83	142817	20.53 E	----		----
YZ 490	82-83	142817	20.53 E	----		----
YZ 490	84	142817	20.53 E	----		----
YZ 490	85-90	142817	20.53 E	----		----
TT 500	81	142817	20.53 E	----		----
WR 500	92-93	142817	20.53 E	----		----
TT 600	83-84	142817	20.53 E	----		----
TT 600	85-86	142817	20.53 E	----		----

- accessories
- body
- handlebar & grips
- cables & levers**
- exhaust
- engine
- fuel & intake
- electrical & ignition
- clutch
- drive
- bearings
- brakes
- steering & suspension
- tires
- tools & shop

PERCH ASSEMBLIES



- High-quality durable cast aluminum construction for true OEM fit and look
- Quality aluminum adjusters, not brass
- True OEM style shoulder pivot bolts will not pinch lever when tightened
- Lock nut with washer holds pivot bolt in place and prevents loosening

- accessories
- body
- handlebar & grips
- cables & levers**
- exhaust
- engine
- fuel & intake
- electrical & ignition
- clutch
- drive
- bearings
- brakes
- steering & suspension
- tires
- tools & shop



MODEL	YEAR	BLACK L.H.		POLISHED L.H.	
HONDA					
CR80R	96-97	----		144303	16.00 G
CR80R	98	----		144303	16.00 G
CR80R	99	----		144303	16.00 G
CR80R	00-02	----		144303	16.00 G
CR80RB	96-97	----		144303	16.00 G
CR80RB	98	----		144303	16.00 G
CR80RB	99	----		144303	16.00 G
CR80RB	00-02	----		144303	16.00 G
CR85R	03-07	----		144303	16.00 G
CR125R	96-03	----		144303	16.00 G
CR125R	04-07	----		144298	22.59 G
CR250R	83	144302	17.20 G	----	
CR250R	84-85	144302	17.20 G	----	
CR250R	86-91	144302	17.20 G	----	
CR250R	92-95	144302	17.20 G	----	
CR250R	96-97	144302	17.20 G	----	
CR250R	98-03	----		144303	16.00 G
CR250R	04-07	----		144298	22.59 G
CRF250R	04-06	----		144299	29.62 G
CRF250R	07-09	----		144299	29.62 G
CRF250R	10-13	----		144298	22.59 G
CRF250R	16	----		144298	22.59 G
CRF250X	04-08	----		144299	29.62 G
XR250R	96-04	----		144297	16.00 G
XR400R	96-04	----		144297	16.00 G
CRF450R	04-06	----		144299	29.62 G
CRF450R	07-08	----		144299	29.62 G
CRF450R	09-16	----		144298	22.59 G

MODEL	YEAR	BLACK L.H.		POLISHED L.H.	
HONDA CONTINUED					
CR500R	83	144302	17.20 G	----	
CR500R	84-85	144302	17.20 G	----	
CR500R	86-91	144302	17.20 G	----	
CR500R	92-95	144302	17.20 G	----	
CR500R	96-01	144302	17.20 G	----	
KAWASAKI					
KX 65	00-16	----		144304	15.59 G
KX 80	98-00	----		144304	15.59 G
KX 85	01-16	----		144304	15.59 G
KX 100	98-00	----		144304	15.59 G
KX 100	01-09	----		144304	15.59 G
KX 100	11-16	----		144304	15.59 G
KX 125	91-92	----		144300	15.79 G
KX 125	93-96	----		144300	15.79 G
KX 125	97-99	----		144300	15.79 G
KX 125	00-03	----		144300	15.79 G
KX 125	04-05	----		144304	15.59 G
KX 250	91-92	----		144300	15.79 G
KX 250	93	----		144300	15.79 G
KX 250	94-96	----		144300	15.79 G
KX 250	97-99	----		144300	15.79 G
KX 250	00-04	----		144300	15.79 G
KX 250	05-07	----		144305	18.39 E
KX 250F	11-12	----		144305	18.39 E
KX 250F	13-14	----		144305	18.39 E
KX 250F	15-16	----		144305	18.39 E
KX 450F	09-12	----		144305	18.39 E

PERCH ASSEMBLIES CONTINUED

MODEL	YEAR	BLACK L.H.		POLISHED L.H.	
KAWASAKI CONTINUED					
KX 450F	1-14	-----		144305	18.39 E
KX 450F	15-16	-----		144305	18.39 E
KX 500	91-93	-----		144300	15.79 G
KX 500	94-96	-----		144300	15.79 G
KX 500	97-03	-----		144300	15.79 G
KX 500	04	-----		144300	15.79 G
SUZUKI					
RM 125	97-03	144306	16.76 G	-----	
RM 250	97-03	144306	16.76 G	-----	
YAMAHA					
YZ 80	83-85	144306	16.76 G	-----	
YZ 80	86-96	144306	16.76 G	-----	
YZ 80	97-00	144306	16.76 G	-----	
YZ 80	01	144306	16.76 G	-----	
YZ 85	02-12	144306	16.76 G	-----	
TTR 125E	00-04	144306	16.76 G	-----	
TTR 125L (Front Disc Brake)	00-04	144306	16.76 G	-----	
YZ 125	83-84	144306	16.76 G	-----	
YZ 125	85-88	144306	16.76 G	-----	
YZ 125	89	144306	16.76 G	-----	
YZ 125	90-95	144306	16.76 G	-----	
YZ 125	96-99	144306	16.76 G	-----	
YZ 125	00	144301	18.71 G	-----	
YZ 125	01-07	144301	18.71 G	-----	

MODEL	YEAR	BLACK L.H.		POLISHED L.H.	
YAMAHA CONTINUED					
YZ 125	08-15	144301	18.71 G	-----	
IT 200	84-85	144306	16.76 G	-----	
WR 250	89-91	144306	16.76 G	-----	
WR 250	92-96	144306	16.76 G	-----	
WR 250	97	144306	16.76 G	-----	
WR 250	98	144306	16.76 G	-----	
WR 250F	01	144301	18.71 G	-----	
YZ 250	83-84	144306	16.76 G	-----	
YZ 250	85-88	144306	16.76 G	-----	
YZ 250	89	144306	16.76 G	-----	
YZ 250	90-95	144306	16.76 G	-----	
YZ 250	96-99	144306	16.76 G	-----	
YZ 250	00	144301	18.71 G	-----	
YZ 250	01-07	144301	18.71 G	-----	
YZ 250	08-14	144301	18.71 G	-----	
YZ 250	15	144301	18.71 G	-----	
YZ 250F	01-08	144301	18.71 G	-----	
WR 400F	98-99	144306	16.76 G	-----	
WR 400F	00	144301	18.71 G	-----	
YZ 400F	98-99	144306	16.76 G	-----	
WR 426F	01-02	144301	18.71 G	-----	
YZ 426F	00-02	144301	18.71 G	-----	
YZ 450F	03-08	144301	18.71 G	-----	
YZ 490	84	144306	16.76 G	-----	
YZ 490	85-90	144306	16.76 G	-----	
WR 500	92-93	144306	16.76 G	-----	
TT 600	83-84	144306	16.76 G	-----	
TT 600	85-86	144306	16.76 G	-----	

- accessories
- body
- handlebar & grips
- cables & levers**
- exhaust
- engine
- fuel & intake
- electrical & ignition
- clutch
- drive
- bearings
- brakes
- steering & suspension
- tires
- tools & shop

LEVER ASSEMBLIES



142625

- Replacement cable-type brake lever assembly on MX bikes
- Meets or exceeds OEM quality Black finish
- Not for use with hydraulic brakes or clutches
- Perch adjuster is designed for an 8mm O.D. housing end fitting
- Lever is designed for an 8mm diameter x 10mm length barrel
- Exposed wire length when hooked up needs to be 40mm to 49mm

MODEL	YEAR	BLACK R.H.		POLISHED L.H.	
HONDA					
CRF50F	04-15	142625	18.75 G	-----	
XR50R	00-03	142625	18.75 G	-----	
CR125R	04-07	-----		142629	44.99 G
CR250R	04-07	-----		142629	44.99 G
CRF250R	10-13	-----		142629	44.99 G
CRF450R	09-14	-----		142629	44.99 G



142629

- Quick-adjuster for on-the-fly adjustments
- Includes black rubber mud cover
- Fits all 7/8 in. bars
- CR ratio
- Replacement lever part # [14-0230](#)

DIRT BIKE CONTROL LEVERS



- Cast aluminum construction
- GP style levers are shorter and in some cases a little closer to the grip

accessories
body
handlebar & grips
cables & levers
exhaust
engine
fuel & intake
electrical & ignition
clutch
drive
bearings
brakes
steering & suspension
tires
tools & shop

MODEL	YEAR	CLUTCH		BRAKE		GP CLUTCH		GP BRAKE	
HONDA									
MT50	80-83	EM16202	3.95 L	EM16201	4.95 L	203750	5.95 L	203749	5.95 L
MTX50	83-84	EM23042	4.95 J	EM23041	4.95 J	----	----	----	----
QA50	70-74	EM24113	3.95 L	EM24111	3.95 L	----	----	----	----
Z50R Mini Trail	68-71	EM24113	3.95 L	EM24111	3.95 L	----	----	----	----
Z50R	72-99	----	----	EM24111	3.95 L	----	----	----	----
XR50R	00-03	----	----	EM24111	3.95 L	----	----	----	----
CRF50F	04-14	----	----	EM24111	3.95 L	----	----	----	----
CR60R	83-85	EM23052	4.95 L	----	----	203033	4.95 L	----	----
CT70 Mini Trail	69-74	EM24113	3.95 L	EM24111	3.95 L	----	----	----	----
CT70	75-81	EM26412	3.95 L	EM26401	3.95 L	203750	5.95 L	203749	5.95 L
SL70	71-73	EM26412	3.95 L	EM26401	3.95 L	203750	5.95 L	203749	5.95 L
XL70	74-76	EM26412	3.95 L	EM26401	3.95 L	203750	5.95 L	203749	5.95 L
XR70R	97-03	----	----	829195	6.95 L	----	----	----	----
CRF70F	04-12	----	----	829195	6.95 L	----	----	----	----
XL75	77-79	EM26412	3.95 L	EM26401	3.95 L	203750	5.95 L	203749	5.95 L
XR75	73-78	EM26412	3.95 L	EM26401	3.95 L	203750	5.95 L	203749	5.95 L
CR80R	80-81	EM26412	3.95 L	EM26401	3.95 L	203750	5.95 L	203749	5.95 L
CR80R	82	EM24032	4.95 L	EM27061	3.95 J	203033	4.95 L	203749	5.95 L
CR80R	83-95	EM23052	4.95 L	EM23051	6.95 L	203033	4.95 L	203032	6.95 L
CR80R	96-97	EM24032	4.95 L	EM26471	5.95 L	203033	4.95 L	203160	5.95 L
CR80R	98-02	EM23058	4.95 L	EM24031	5.95 L	----	----	----	----
CR80RB	98-02	EM23058	4.95 L	EM24031	5.95 L	----	----	----	----
MTX80	83-94	EM23042	4.95 J	EM23041	4.95 J	----	----	----	----
XL80S	80-85	EM26412	3.95 L	EM26401	3.95 L	203750	5.95 L	203749	5.95 L
XR80	79-84	EM26412	3.95 L	EM26401	3.95 L	203750	5.95 L	203749	5.95 L
XR80R	85-87	EM24002	5.95 L	EM24001	5.95 L	203047	5.95 L	203046	4.95 L
XR80R	88-95	EM24002	5.95 L	EM23091	5.95 L	203047	5.95 L	203046	4.95 L
CRF/XR80R Polished	96-13	EM26462	5.95 L	EM26461	4.95 L	----	----	----	----
CRF/XR80R Black	96-13	203155	5.95 L	203152	5.95 L	----	----	----	----
CR85R	03-07	EM23058	4.95 L	EM24031	5.95 L	----	----	----	----
CT90	68-74	----	----	EM26401	3.95 L	----	----	203749	5.95 L
CT90	75-79	EM26412	3.95 L	EM26401	3.95 L	203750	5.95 L	203749	5.95 L
SL/ST90	70-73	EM26412	3.95 L	EM26401	3.95 L	203750	5.95 L	203749	5.95 L
SL/XL100	70-76	EM26412	3.95 L	EM26401	3.95 L	203750	5.95 L	203749	5.95 L
XL100/S	77-80	EM16202	3.95 L	EM16201	4.95 L	203750	5.95 L	203749	5.95 L
XL100S	81-84	EM26412	3.95 L	EM26401	3.95 L	203750	5.95 L	203749	5.95 L
XR100	81-84	EM26412	3.95 L	EM26401	3.95 L	203750	5.95 L	203749	5.95 L
XR100R	85-87	EM24002	5.95 L	EM24001	5.95 L	203047	5.95 L	203046	4.95 L
XR100R	88-95	EM24002	5.95 L	EM23091	5.95 L	203047	5.95 L	203046	4.95 L
CRF/XR100R Polished	96-13	EM26462	5.95 L	EM26461	4.95 L	----	----	----	----
CRF/XR100R Black	96-13	203155	5.95 L	203152	5.95 L	----	----	----	----
XR/CRF80/100 Set	96-13	829194	6.95 L	----	----	----	----	----	----
CR125M	74-76	EM26412	3.95 L	EM26401	3.95 L	203750	5.95 L	203749	5.95 L
CR125M	77-78	EM16202	3.95 L	EM16201	4.95 L	203750	5.95 L	203749	5.95 L
CR125R	79-80	EM26412	3.95 L	EM26401	3.95 L	203750	5.95 L	203749	5.95 L
CR125R	81-83	EM24032	4.95 L	EM27061	3.95 J	203033	4.95 L	203749	5.95 L
CR125R	84-85	EM23052	4.95 L	EM23051	6.95 L	203033	4.95 L	203032	6.95 L
CR125R	86-91	EM23052	4.95 L	EM23061	6.95 L	203033	4.95 L	203037	5.95 L
CR125R	92-95	EM23052	4.95 L	EM27071	6.95 L	203033	4.95 L	EM32021	6.95 L
CR125R	96-07	EM24032	4.95 L	EM24031	5.95 L	203033	4.95 L	EM32021	6.95 L
CT125	77	EM26412	3.95 L	EM26401	3.95 L	203750	5.95 L	203749	5.95 L
MR125	74-77	EM26412	3.95 L	EM26401	3.95 L	203750	5.95 L	203749	5.95 L
MR125	78	EM26412	3.95 L	EM29301	4.95 L	203750	5.95 L	203319	4.95 L
MR125R	77-78	EM26412	3.95 L	EM26401	3.95 L	203750	5.95 L	203749	5.95 L
MTX125 RWD	83-85	EM23042	4.95 J	EM23041	4.95 J	----	----	----	----
NX125	88-89	EM52032	3.95 L	EM51911	4.95 L	----	----	----	----
SL/TL125K	71-76	EM26412	3.95 L	EM26401	3.95 L	203750	5.95 L	203749	5.95 L
TL125S	76	EM16202	3.95 L	EM16201	4.95 L	203750	5.95 L	203749	5.95 L
XL125/K	74-78	EM26412	3.95 L	EM26401	3.95 L	203750	5.95 L	203749	5.95 L
XL125RC	82-84	EM23022	4.95 L	EM23021	4.95 L	----	----	----	----
XL125S	79-84	EM16202	3.95 L	EM16201	4.95 L	203750	5.95 L	203749	5.95 L
XL125S	85-86	EM23022	4.95 L	EM23021	4.95 L	----	----	----	----

EMGO DIRT BIKE CONTROL LEVERS CONTINUED

MODEL	YEAR	CLUTCH		BRAKE		GP CLUTCH		GP BRAKE	
HONDA CONTINUED									
53175-KCE-690	03-12	EM29332	5.95 L	EM24031	5.95 L	----		----	
CRF150R	07-14	EM24032	4.95 L	EM24031	5.95 L	----		----	
CL/SL175	68-73	EM26412	3.95 L	EM26401	3.95 L	203750	5.95 L	203749	5.95 L
MR175	75-77	EM26412	3.95 L	EM26401	3.95 L	203750	5.95 L	203749	5.95 L
XL175	74-78	EM26412	3.95 L	EM26401	3.95 L	203750	5.95 L	203749	5.95 L
XL185S	79	EM26412	3.95 L	EM26401	3.95 L	203750	5.95 L	203749	5.95 L
XL185S	80-83	EM16202	3.95 L	EM16201	4.95 L	203750	5.95 L	203749	5.95 L
XR185	79	EM26412	3.95 L	EM26401	3.95 L	203750	5.95 L	203749	5.95 L
MTX200 RWD	83-86	EM23042	4.95 J	EM23041	4.95 J	----		----	
TLR200 Reflex	86-87	EM23042	4.95 J	EM23041	4.95 J	----		----	
TR200 Fat Cat	86-87	----		EM24001	5.95 L	----		203046	4.95 L
XL200R	83-85	EM23022	4.95 L	EM23021	4.95 L	----		----	
XR200	80-84	EM24002	5.95 L	EM24001	5.95 L	203047	5.95 L	203046	4.95 L
XR200R	81-83	EM24002	5.95 L	EM24001	5.95 L	203047	5.95 L	203046	4.95 L
XR200R	84-95	EM24002	5.95 L	EM23091	5.95 L	203047	5.95 L	----	
XR200R	96-02	----		EM26461	4.95 L	----		----	
CRF230F	03-12	EM29332	5.95 L	EM24031	5.95 L	----		----	
CL250R	78-80	EM26412	3.95 L	EM26401	3.95 L	203750	5.95 L	203749	5.95 L
CM250C	82-83	EM16202	3.95 L	EM16201	4.95 L	203750	5.95 L	203749	5.95 L
CR250M	73-76	EM26412	3.95 L	EM26401	3.95 L	203750	5.95 L	203749	5.95 L
CR250R	78-80	EM16202	3.95 L	EM16201	4.95 L	203750	5.95 L	203749	5.95 L
CR250R	81-82	EM24032	4.95 L	EM27061	3.95 J	203033	4.95 L	203749	5.95 L
CR250R	83	EM23052	4.95 L	EM27061	3.95 J	203033	4.95 L	203749	5.95 L
CR250R	84-85	EM23052	4.95 L	EM23051	6.95 L	203033	4.95 L	203032	6.95 L
CR250R	86-91	EM23052	4.95 L	EM23061	6.95 L	203033	4.95 L	203037	5.95 L
CR250R	92-95	EM23052	4.95 L	EM27071	6.95 L	203033	4.95 L	EM32021	6.95 L
CR250R	96-07	EM24032	4.95 L	EM24031	5.95 L	203033	4.95 L	EM32021	6.95 L
CRF250R	04-06	EM29312	4.95 H	EM29321	5.95 L	EM29312	4.95 H	EM29341	14.95 L
CRF250R	07-14	EM29342	5.95 L	EM29341	14.95 L	EM29342	5.95 L	EM29341	14.95 L
CRF250X	06-13	----		EM29321	5.95 L	EM29312	4.95 H	EM29321	5.95 L
MR/MT250	74-76	EM26412	3.95 L	EM26401	3.95 L	203750	5.95 L	203749	5.95 L
NX250	88-89	EM52032	3.95 L	EM51911	4.95 L	----		----	
TL 250	75-76	EM26412	3.95 L	EM26401	3.95 L	203750	5.95 L	203749	5.95 L
XL250	72-76	EM26412	3.95 L	EM26401	3.95 L	203750	5.95 L	203749	5.95 L
XL250S	78-79	EM16202	3.95 L	EM16201	4.95 L	203750	5.95 L	203749	5.95 L
XL250	80-81	EM16202	3.95 L	EM16201	4.95 L	203750	5.95 L	203749	5.95 L
XL250	82-83	EM23022	4.95 L	EM23021	4.95 L	----		----	
XL250R	84-87	EM23042	4.95 J	EM23041	4.95 J	----		----	
XR250	79	EM16202	3.95 L	EM16201	4.95 L	203750	5.95 L	203749	5.95 L
XR250L	91-96	EM23022	4.95 L	EM23071	5.95 L	----		EM32021	6.95 L
XR250/R	80-82	EM24002	5.95 L	EM24001	5.95 L	203047	5.95 L	203046	4.95 L
XR250R	83-85	EM24002	5.95 L	EM23081	5.95 L	203047	5.95 L	203041	4.95 L
XR250R	86-95	EM24002	5.95 L	EM16211	5.95 L	203047	5.95 L	----	
XR250R	96-04	EM24032	4.95 L	EM24031	5.95 L	203033	4.95 L	EM32021	6.95 L
SL/XL350	72-78	EM26412	3.95 L	EM26401	3.95 L	203750	5.95 L	203749	5.95 L
XL350	84-85	EM23042	4.95 J	EM23081	5.95 L	----		203041	4.95 L
XR350R	83	EM24002	5.95 L	EM23091	5.95 L	203047	5.95 L	----	
XR350R	84	EM24002	5.95 L	EM23081	5.95 L	203047	5.95 L	203041	4.95 L
XR350R	85	EM24002	5.95 L	EM16211	5.95 L	203047	5.95 L	----	
CL360	74-75	EM26412	3.95 L	EM26401	3.95 L	203750	5.95 L	203749	5.95 L
XR400R	96-04	EM24032	4.95 L	EM24031	5.95 L	203033	4.95 L	EM32021	6.95 L
CRF450R	02-06	EM29312	4.95 H	EM29321	5.95 L	----		----	
CRF450R	07-14	EM29342	5.95 L	EM29341	14.95 L	203228	10.95 L	203226	21.95 L
CRF450X	04-14	----		EM29321	5.95 L	----		----	
CR450R	81	EM24032	4.95 L	EM27061	3.95 J	203033	4.95 L	203749	5.95 L
CR480R	82	EM24032	4.95 L	EM27061	3.95 J	203033	4.95 L	203749	5.95 L
CR480R	83	EM23052	4.95 L	EM27061	3.95 J	203033	4.95 L	203749	5.95 L
CR500R	84-85	EM23052	4.95 L	EM23051	6.95 L	203033	4.95 L	203032	6.95 L
CR500R	86-91	EM23052	4.95 L	EM23061	6.95 L	203033	4.95 L	203037	5.95 L
CR500R	92-95	EM23052	4.95 L	EM27071	6.95 L	203033	4.95 L	EM32021	6.95 L
CR500R	96-01	EM24032	4.95 L	EM24031	5.95 L	203033	4.95 L	EM32021	6.95 L
XL500R	82	EM23022	4.95 L	EM23021	4.95 L	----		----	
XL500S	79	EM26412	3.95 L	----		203750	5.95 L	----	
XL500S	80-81	EM16202	3.95 L	----		203750	5.95 L	----	

- accessories
- body
- handlebar & grips
- cables & levers**
- exhaust
- engine
- fuel & intake
- electrical & ignition
- clutch
- drive
- bearings
- brakes
- steering & suspension
- tires
- tools & shop

DIRT BIKE CONTROL LEVERS CONTINUED

MODEL	YEAR	CLUTCH		BRAKE		GP CLUTCH		GP BRAKE	
HONDA CONTINUED									
XR500	79	EM26412	3.95 L	EM26401	3.95 L	203750	5.95 L	203749	5.95 L
XR500R	80-84	EM24002	5.95 L	EM24001	5.95 L	203047	5.95 L	203046	4.95 L
XL600L	89-90	EM24002	5.95 L	EM51931	19.95 L	203047	5.95 L	-----	-----
XL600R	83-87	EM23042	4.95 J	EM23081	5.95 L	-----	-----	203041	4.95 L
XL600V Transalp	87-89	-----	-----	EM16221	5.95 L	-----	-----	-----	-----
XR600R	85-99	EM24002	5.95 L	EM16211	5.95 L	203047	5.95 L	-----	-----
NX650	88-89	EM52032	3.95 L	EM51911	4.95 L	-----	-----	-----	-----
XR 650L	93-11	203040	4.95 L	EM23071	5.95 L	-----	-----	-----	-----
XR650R	00-09	EM24032	4.95 L	EM24031	5.95 L	-----	-----	-----	-----
XR650 Africa Twin	89	-----	-----	EM16221	5.95 L	-----	-----	-----	-----
KAWASAKI									
AE50	81-84	EM19852	3.95 L	EM19851	3.95 L	-----	-----	-----	-----
KDX50	05-06	-----	-----	203255	4.95 L	-----	-----	-----	-----
MT1	71-80	EM19812	3.95 L	EM19811	3.95 L	203764	4.95 L	203763	4.95 L
KX60	83-99	EM19832	5.95 L	EM19831	4.95 L	-----	-----	-----	-----
KX65	00-13	EM32922	3.95 L	EM33451	7.95 L	-----	-----	-----	-----
KV75	71-80	EM19812	3.95 L	EM19811	3.95 L	203764	4.95 L	203763	4.95 L
AE80	81-84	EM19852	3.95 L	EM19851	3.95 L	-----	-----	-----	-----
KD80	75-87	EM19812	3.95 L	EM19811	3.95 L	203764	4.95 L	203763	4.95 L
KDX80	80-81	EM19812	3.95 L	EM19811	3.95 L	203764	4.95 L	203763	4.95 L
KX80	79-81	EM19812	3.95 L	EM19811	3.95 L	203764	4.95 L	203763	4.95 L
KX80E1	82-83	EM32912	4.95 L	EM32911	3.95 L	203764	4.95 L	203763	4.95 L
KX80	84-87	EM32912	4.95 L	EM32931	5.95 L	203337	5.95 L	203348	5.95 L
KX80	88-93	EM32912	4.95 L	EM32941	5.95 L	203337	5.95 L	203350	5.95 L
KX80	94-96	EM32912	4.95 L	EM19871	5.95 L	203337	5.95 L	203018	5.95 L
KX80	97-99	EM32922	3.95 L	EM32991	6.95 L	-----	-----	203387	6.95 L
KX85	00-14	EM32922	3.95 L	EM33451	7.95 L	-----	-----	-----	-----
MC1/A/B/M	73-75	EM19812	3.95 L	EM19811	3.95 L	203764	4.95 L	203763	4.95 L
G3/G4TR	69-76	EM19812	3.95 L	EM19811	3.95 L	203764	4.95 L	203763	4.95 L
G31M Centurion	70-71	EM19812	3.95 L	203549	4.95 L	-----	-----	-----	-----
KD100	76-79	EM19812	3.95 L	EM19811	3.95 L	203764	4.95 L	203763	4.95 L
KE100	76-95	EM19812	3.95 L	EM19811	3.95 L	203764	4.95 L	203763	4.95 L
KE100	96-99	EM19812	3.95 L	EM19801	3.95 L	-----	-----	-----	-----
KM100	76-81	EM19812	3.95 L	EM19811	3.95 L	203764	4.95 L	203763	4.95 L
KV100	72-75	EM19812	3.95 L	EM19811	3.95 L	203764	4.95 L	203763	4.95 L
KX100	94-96	EM32912	4.95 L	EM19871	5.95 L	203337	5.95 L	203018	5.95 L
KX100	97-99	EM32922	3.95 L	EM32991	6.95 L	-----	-----	203387	6.95 L
KX100	00-14	EM32922	3.95 L	EM33451	7.95 L	-----	-----	-----	-----
KLX110	05-13	-----	-----	EM19831	4.95 L	-----	-----	-----	-----
F6 125	71-73	EM19812	3.95 L	EM19811	3.95 L	203764	4.95 L	203763	4.95 L
KE125	76-83	EM19812	3.95 L	EM19811	3.95 L	203764	4.95 L	203763	4.95 L
KLX125L	03-06	EM32912	4.95 L	EM19871	5.95 L	203337	5.95 L	203018	5.95 L
KMX125	99-01	-----	-----	829193	6.95 L	-----	-----	-----	-----
KMX125	86-89	EM64902	5.95 L	-----	-----	-----	-----	-----	-----
KS125	74-75	EM19812	3.95 L	EM19811	3.95 L	203764	4.95 L	203763	4.95 L
KX125	74-79	EM19812	3.95 L	EM19811	3.95 L	203764	4.95 L	203763	4.95 L
KX125	82-86	EM32912	4.95 L	EM32931	5.95 L	203337	5.95 L	203348	5.95 L
KX125	87	EM32912	4.95 L	EM32961	4.95 J	203337	5.95 L	203355	5.95 L
KX125	88-89	EM32912	4.95 L	EM32941	5.95 L	203337	5.95 L	203350	5.95 L
KX125	90-93	EM32922	3.95 L	EM32941	5.95 L	203345	4.95 L	203350	5.95 L
KX125	94-96	EM32922	3.95 L	EM19871	5.95 L	203345	4.95 L	203018	5.95 L
KX125	97-99	EM32922	3.95 L	EM32991	6.95 L	203337	5.95 L	203387	6.95 L
KX125	00-05	EM32922	3.95 L	EM33451	7.95 L	203345	4.95 L	-----	-----
F3	68-70	EM19812	3.95 L	EM19811	3.95 L	203764	4.95 L	203763	4.95 L
KR150 (NON US)	ALL	203522	5.95 L	203521	5.95 L	-----	-----	-----	-----
F7 175	71-75	EM19812	3.95 L	EM19811	3.95 L	203764	4.95 L	203763	4.95 L
KDX175	80-82	EM32912	4.95 L	EM32911	3.95 L	203764	4.95 L	203763	4.95 L
KE175	76-83	EM19812	3.95 L	EM19811	3.95 L	203764	4.95 L	203763	4.95 L
KDX200	83-85	EM32912	4.95 L	EM32911	3.95 L	203764	4.95 L	203763	4.95 L
KDX200	86-88	EM32912	4.95 L	EM32931	5.95 L	203337	5.95 L	203348	5.95 L
KDX200	89-94	EM32912	4.95 L	EM32941	5.95 L	203337	5.95 L	203350	5.95 L
KDX200	95-07	EM32912	4.95 L	EM19871	5.95 L	203337	5.95 L	203018	5.95 L
F4/8/11	69-75	EM19812	3.95 L	EM19811	3.95 L	203764	4.95 L	203763	4.95 L

DIRT BIKE CONTROL LEVERS CONTINUED

MODEL	YEAR	CLUTCH		BRAKE		GP CLUTCH		GP BRAKE	
KAWASAKI CONTINUED									
KDX220	97-05	EM32912	4.95 L	EM19871	5.95 L	203337	5.95 L	203018	5.95 L
KDX250	81-84	EM32912	4.95 L	EM32911	3.95 L	203764	4.95 L	203763	4.95 L
KDX250	91-94	EM32912	4.95 L	EM32941	5.95 L	203337	5.95 L	203350	5.95 L
KE250	77-80	EM19812	3.95 L	EM19811	3.95 L	203764	4.95 L	203763	4.95 L
KL250	78-82	EM19812	3.95 L	EM19811	3.95 L	203764	4.95 L	203763	4.95 L
KL250	83-84	EM32912	4.95 L	EM32911	3.95 L	203764	4.95 L	203763	4.95 L
KL250G S. Sherpa	00-04	EM64904	4.95 L	----	----	----	----	----	----
KLR250	85-05	EM64902	5.95 L	EM54761	5.95 L	----	----	----	----
KLX250S	09-13	----	----	829193	6.95 L	----	----	----	----
KLX250R	94-96	EM32912	4.95 L	EM19871	5.95 L	203337	5.95 L	203018	5.95 L
KLX250	06-07	EM64904	4.95 L	----	----	----	----	----	----
KLX250S/SF	09-14	203524	7.95 L	829193	6.95 L	----	----	----	----
KT250	75-76	EM19812	3.95 L	EM19811	3.95 L	203764	4.95 L	203763	4.95 L
KX250	74-79	EM19812	3.95 L	EM19811	3.95 L	203764	4.95 L	203763	4.95 L
KX250	82-86	EM32912	4.95 L	EM32931	5.95 L	203337	5.95 L	203348	5.95 L
KX250	87	EM32912	4.95 L	EM32961	4.95 J	203337	5.95 L	203355	5.95 L
KX250	88-89	EM32912	4.95 L	EM32941	5.95 L	203337	5.95 L	203350	5.95 L
KX250	90-93	EM32922	3.95 L	EM32941	5.95 L	203345	4.95 L	203350	5.95 L
KX250	94-96	EM32922	3.95 L	EM19871	5.95 L	203345	4.95 L	203018	5.95 L
KX250	97-99	EM32922	3.95 L	EM32991	6.95 L	203345	4.95 L	203387	6.95 L
KX250	00-07	EM32922	3.95 L	EM33451	7.95 L	203345	4.95 L	----	----
KX250F	04-11	EM32922	3.95 L	EM33451	7.95 L	----	----	----	----
KX250F	12-14	EM26832	4.95 L	----	----	----	----	----	----
KLX300R	97-07	EM32912	4.95 L	EM19871	5.95 L	203337	5.95 L	203018	5.95 L
KLX400	03-04	EM32912	4.95 L	EM19871	5.95 L	----	----	----	----
F12 MX450	73-74	EM19812	3.95 L	EM19811	3.95 L	203764	4.95 L	203763	4.95 L
KDX450	82	EM32912	4.95 L	EM32911	3.95 L	203764	4.95 L	203763	4.95 L
KX450	73-74	EM19812	3.95 L	EM19811	3.95 L	203764	4.95 L	203763	4.95 L
KLX450R	08-11	203386	5.95 L	EM33451	7.95 L	----	----	----	----
KX450F	12-14	----	----	EM33451	7.95 L	----	----	----	----
KX450F	06-11	EM54692	5.95 L	EM33451	7.95 L	----	----	----	----
KX500	83-86	EM32912	4.95 L	EM32931	5.95 L	203337	5.95 L	203348	5.95 L
KX500	87	EM32912	4.95 L	EM32961	4.95 J	203337	5.95 L	203355	5.95 L
KX500	88-89	EM32912	4.95 L	EM32941	5.95 L	203337	5.95 L	203350	5.95 L
KX500	90-93	EM32922	3.95 L	EM32941	5.95 L	203345	4.95 L	203350	5.95 L
KX500	94-96	EM32922	3.95 L	EM19871	5.95 L	203345	4.95 L	203018	5.95 L
KX500	97-04	EM32922	3.95 L	EM32991	6.95 L	203345	4.95 L	203387	6.95 L
KL600	84-86	EM64902	5.95 L	EM54741	5.95 L	----	----	----	----
KLR650	87-07	EM64902	5.95 L	EM54761	5.95 L	----	----	----	----
KLR650	08-13	203524	7.95 L	----	----	----	----	----	----
KLX650	93-96	EM64904	4.95 L	----	----	----	----	----	----
L650 Tenjai	90-91	EM64902	5.95 L	EM54741	5.95 L	----	----	----	----
KTM									
Early Domino Cable Fittings	96-98	EM69562	4.95 L	----	----	----	----	----	----
KTM/Brembo Hydraulic Fittings	96-98	----	----	EM69561	5.95 L	----	----	----	----
65SX	02-03	EM69568	8.95 L	EM69563	4.95 J	----	----	----	----
65SX/XC	04-13	203647	9.95 L	203646	5.95 L	----	----	----	----
85SX	00-02	EM69568	8.95 L	203646	5.95 L	----	----	----	----
85SX/XC	03-12	203647	9.95 L	203666	6.95 L	----	----	----	----
105SX/XC	07-12	203647	9.95 L	203666	6.95 L	----	----	----	----
125EGS	98-99	EM69564	9.95 L	EM69541	4.95 J	----	----	----	----
125EU	98-99	EM69564	9.95 L	EM69541	4.95 J	----	----	----	----
125EXC	98-06	EM69564	9.95 L	EM69541	4.95 J	----	----	----	----
125LC2	96-98	EM69562	4.95 L	----	----	----	----	----	----
125MXC	99-06	EM69564	9.95 L	EM69541	4.95 J	----	----	----	----
125SX	98-06	EM69564	9.95 L	EM69541	4.95 J	----	----	----	----
125SX	07-11	203647	9.95 L	203666	6.95 L	----	----	----	----
144/150 SX	07-11	203647	9.95 L	203666	6.95 L	----	----	----	----
200EGS	98-06	EM69564	9.95 L	EM69541	4.95 J	----	----	----	----
200EU	98-06	EM69564	9.95 L	EM69541	4.95 J	----	----	----	----
200EXC	98-06	EM69564	9.95 L	EM69563	4.95 J	----	----	----	----
200MXC	98-06	EM69564	9.95 L	EM69541	4.95 J	----	----	----	----
200SX	98-06	EM69564	9.95 L	EM69541	4.95 J	----	----	----	----

- accessories
- body
- handlebar & grips
- cables & levers**
- exhaust
- engine
- fuel & intake
- electrical & ignition
- clutch
- drive
- bearings
- brakes
- steering & suspension
- tires
- tools & shop

DIRT BIKE CONTROL LEVERS CONTINUED

MODEL	YEAR	CLUTCH		BRAKE		GP CLUTCH	GP BRAKE
KTM CONTINUED							
200XC/XCW	07-11	203647	9.95 L	203666	6.95 L	----	----
250EXC	98-06	EM69564	9.95 L	EM69541	4.95 J	----	----
250 EXC-G	03-05	EM69568	8.95 L	EM69541	4.95 J	----	----
250EXC Racing	03-05	EM69568	8.95 L	EM69541	4.95 J	----	----
250MXC	98-06	EM69564	9.95 L	EM69541	4.95 J	----	----
250MXC	03-05	EM69568	8.95 L	EM69563	4.95 J	----	----
250SX	99-02	EM69564	9.95 L	EM69541	4.95 J	----	----
250SX	03-04	EM69568	8.95 L	EM69563	4.95 J	----	----
250SXS	03-04	EM69568	8.95 L	EM69563	4.95 J	----	----
250SX	06-10	203651	17.95 L	203666	6.95 L	----	----
250SX	11-14	203651	17.95 L	----	----	----	----
250SXS	08-11	203651	17.95 L	203666	6.95 L	----	----
250SXF	07-14	203651	17.95 L	203666	6.95 L	----	----
250XC/XCW	06-10	203651	17.95 L	203666	6.95 L	----	----
250XC/XCW	11-14	203651	17.95 L	----	----	----	----
250XCWE	08-11	203651	17.95 L	203666	6.95 L	----	----
250XCF/XCFW	07-10	203651	17.95 L	203666	6.95 L	----	----
250XCF/XCFW	11-14	203651	17.95 L	----	----	----	----
300EXC	99-00	EM69564	9.95 L	EM69541	4.95 J	----	----
300MXC	99-00	EM69564	9.95 L	EM69541	4.95 J	----	----
300SX	99-00	EM69564	9.95 L	EM69541	4.95 J	----	----
300XC/XCW	01-05	EM69564	9.95 L	EM69541	4.95 J	----	----
300XC/XCW	06-10	203651	17.95 L	203666	6.95 L	----	----
300XC/XCW	11-14	203651	17.95 L	----	----	----	----
350SX-F/XC-F	11-14	203651	17.95 L	----	----	----	----
360MXC	96	EM69562	4.95 L	----	----	----	----
380EXC	99-00	EM69564	9.95 L	EM69541	4.95 J	----	----
380MXC	99-00	EM69564	9.95 L	EM69541	4.95 J	----	----
380SX	99-00	EM69564	9.95 L	EM69541	4.95 J	----	----
400EXC	99-00	EM69564	9.95 L	EM69541	4.95 J	----	----
400MXC	99-00	EM69564	9.95 L	EM69541	4.95 J	----	----
400SX	99-00	EM69564	9.95 L	EM69541	4.95 J	----	----
400XCW	07-13	203651	17.95 L	203666	6.95 L	----	----
450EXC	03-04	EM69568	8.95 L	EM69563	4.95 J	----	----
450EXC-G	03-05	EM69568	8.95 L	EM69541	4.95 J	----	----
450EXC Racing Euro	03-05	EM69568	8.95 L	EM69541	4.95 J	----	----
450EXCR	08-11	203651	17.95 L	203666	6.95 L	----	----
450MXC	03-05	EM69568	8.95 L	EM69541	4.95 J	----	----
450SMR	07	203647	9.95 L	203666	6.95 L	----	----
450SX	03-05	EM69568	8.95 L	EM69541	4.95 J	----	----
450SXF	07-10	203651	17.95 L	203666	6.95 L	----	----
450SXF	11-14	203651	17.95 L	----	----	----	----
450XCF	08-10	203651	17.95 L	203666	6.95 L	----	----
450XCF	11-14	203651	17.95 L	----	----	----	----
450XCW	07	203647	9.95 L	203666	6.95 L	----	----
450XCRW	08-11	203651	17.95 L	203666	6.95 L	----	----
500EXC/XC-W	12-14	203651	17.95 L	----	----	----	----
505SXF	08	203647	9.95 L	203666	6.95 L	----	----
520EXC	99-05	EM69568	8.95 L	EM69541	4.95 J	----	----
520 MXC	99-04	EM69568	8.95 L	EM69541	4.95 J	----	----
520SX	99-04	EM69568	8.95 L	EM69541	4.95 J	----	----
525EXC	03-05	EM69568	8.95 L	EM69563	4.95 J	----	----
525 MXC Desert Racing	03-05	EM69568	8.95 L	EM69541	4.95 J	----	----
525MXC-G Racing	03-05	EM69568	8.95 L	EM69541	4.95 J	----	----
525XC	07	203647	9.95 L	203666	6.95 L	----	----
525SX Racing	03-05	EM69568	8.95 L	EM69541	4.95 J	----	----
525XCW	07	203647	9.95 L	203666	6.95 L	----	----
530ECRW	08-11	203651	17.95 L	203666	6.95 L	----	----
530EXCR	08-11	203651	17.95 L	203666	6.95 L	----	----
530XCRW	08-11	203651	17.95 L	203666	6.95 L	----	----
625SXC	01-02	----	----	EM69563	4.95 J	----	----
625SXC	03-05	EM69568	8.95 L	EM69563	4.95 J	----	----
640 Adventure	03-04	----	----	EM69563	4.95 J	----	----
640 Duke II	03-05	EM69568	8.95 L	----	----	----	----

DIRT BIKE CONTROL LEVERS CONTINUED

MODEL	YEAR	CLUTCH		BRAKE		GP CLUTCH		GP BRAKE	
KTM CONTINUED									
640LC4	03-05	EM69568	8.95 L	----	----	----	----	----	----
640LC4 SW Supermotard	03-05	EM69568	8.95 L	EM69541	4.95 J	----	----	----	----
660 Rallye	03-05	EM69568	8.95 L	EM69541	4.95 J	----	----	----	----
660 Rallye	07	203647	9.95 L	----	----	----	----	----	----
660SMC-EU	03-05	EM69568	8.95 L	EM69541	4.95 J	----	----	----	----
660SMR	07	203647	9.95 L	----	----	----	----	----	----
660SMS	03-05	EM69568	8.95 L	EM69541	4.95 J	----	----	----	----
SUZUKI									
JR50	78-06	----	----	203255	4.95 L	----	----	----	----
TS50X	81	----	----	EM79421	4.95 L	----	----	----	----
TS50 ERT/ERX	80-83	EM79422	3.95 L	----	----	----	----	----	----
RM50/60	79-83	EM26802	3.95 L	EM26801	3.95 L	203764	4.95 L	203763	4.95 L
RM65	03-05	EM32922	3.95 L	EM33451	7.95 L	----	----	----	----
TS75 /TM75	75-77	EM79402	4.95 L	EM79411	4.95 L	----	----	----	----
DS80	85-97	EM32042	4.95 L	EM32041	4.95 L	----	----	----	----
DS80	98-00	EM32044	4.95 H	EM32043	4.95 H	----	----	----	----
RM80	78-81	EM26802	3.95 L	EM26801	3.95 L	203764	4.95 L	203763	4.95 L
RM80	82-85	EM32012	4.95 L	EM32011	4.95 L	204003	4.95 L	203241	4.95 L
RM80	86-88	EM79452	4.95 L	EM79451	5.95 L	204003	4.95 L	204002	5.95 L
RM80	89-01	EM32012	4.95 L	EM32941	5.95 L	204003	4.95 L	203350	5.95 L
RM85/L	02-12	EM79482	3.95 J	EM33451	7.95 L	204015	3.95 L	204017	4.95 L
RV90	75-77	EM79402	4.95 L	EM79411	4.95 L	----	----	----	----
DR100	83-89	EM79452	4.95 L	----	----	204003	4.95 L	----	----
DS100	78-79	EM26802	3.95 L	EM26801	3.95 L	203764	4.95 L	203763	4.95 L
DS100	80-81	EM32012	4.95 L	EM32011	4.95 L	204003	4.95 L	203241	4.95 L
RM100	04-09	EM32012	4.95 L	EM33451	7.95 L	----	----	----	----
TC100	73-77	EM79402	4.95 L	EM79411	4.95 L	----	----	----	----
TM100	74-75	EM26802	3.95 L	EM26801	3.95 L	203764	4.95 L	203763	4.95 L
TS100 M-N/ERN	75-79	EM79402	4.95 L	EM79411	4.95 L	----	----	----	----
TS100ER T/X	80-81	EM79412	4.95 L	EM79421	4.95 L	----	----	----	----
RM100	76-81	EM26802	3.95 L	EM26801	3.95 L	203764	4.95 L	203763	4.95 L
DR125	82-85	EM79452	4.95 L	EM64821	4.95 L	204003	4.95 L	----	----
DR125	86-88	EM79452	4.95 L	EM79481	4.95 L	204003	4.95 L	204014	5.95 L
DR125	94-96	EM32012	4.95 L	EM32941	5.95 L	----	----	----	----
DR125SD/E	84-85	EM64922	4.95 J	EM79471	5.95 L	----	----	----	----
DR125SE	94-96	----	----	EM64881	5.95 L	----	----	----	----
DRZ125 (DRUM)	03-09	EM32012	4.95 L	EM32011	4.95 L	----	----	----	----
DRZ125L (DISC)	03-13	EM32012	4.95 L	EM79481	4.95 L	----	----	----	----
DS125	78-79	EM26802	3.95 L	EM26801	3.95 L	203764	4.95 L	203763	4.95 L
RM125	77-80	EM26802	3.95 L	EM26801	3.95 L	203764	4.95 L	203763	4.95 L
RM125	81-84	EM32012	4.95 L	EM32011	4.95 L	204003	4.95 L	203241	4.95 L
RM125	85-87	EM79452	4.95 L	EM79451	5.95 L	204003	4.95 L	204002	5.95 L
RM125	88-95	EM79482	3.95 J	EM32941	5.95 L	EM79488	4.95 L	203350	5.95 L
RM125	96	EM79488	4.95 L	EM32021	6.95 L	----	----	----	----
RM125	97-03	EM79482	3.95 J	EM24031	5.95 L	----	----	----	----
RM125	04-09	EM79482	3.95 J	EM33451	7.95 L	----	----	----	----
RV125	73-77	EM79402	4.95 L	EM79411	4.95 L	----	----	----	----
SP125Z/D	82-83	EM64922	4.95 J	EM79471	5.95 L	----	----	----	----
SP125	86	EM64922	4.95 J	EM64821	4.95 L	----	----	----	----
SP125	87-88	EM79412	4.95 L	EM79411	4.95 L	----	----	----	----
TC125	72-77	EM79402	4.95 L	EM79411	4.95 L	----	----	----	----
TM125	73-75	EM26802	3.95 L	EM26801	3.95 L	203764	4.95 L	203763	4.95 L
TS125 M-N/ERN	75-79	EM79402	4.95 L	EM79411	4.95 L	----	----	----	----
TS125ER T/X/XE/Z	80-82	EM79412	4.95 L	EM79421	4.95 L	----	----	----	----
TS125XUE	84	----	----	EM79411	4.95 L	----	----	----	----
PE175	78-84	EM26802	3.95 L	EM26801	3.95 L	203764	4.95 L	203763	4.95 L
RS175	80-82	EM26802	3.95 L	EM26801	3.95 L	203764	4.95 L	203763	4.95 L
DS185	78-80	EM79422	3.95 L	----	----	----	----	----	----
TC185	72-78	EM79402	4.95 L	EM79411	4.95 L	----	----	----	----
TS185	71-79	EM79402	4.95 L	EM79411	4.95 L	----	----	----	----
TS185	80-81	EM79412	4.95 L	EM79421	4.95 L	----	----	----	----
DR200	82-87	EM64922	4.95 J	EM64821	4.95 L	----	----	----	----

- accessories
- body
- handlebar & grips
- cables & levers**
- exhaust
- engine
- fuel & intake
- electrical & ignition
- clutch
- drive
- bearings
- brakes
- steering & suspension
- tires
- tools & shop

DIRT BIKE CONTROL LEVERS CONTINUED

MODEL	YEAR	CLUTCH		BRAKE		GP CLUTCH		GP BRAKE	
SUZUKI CONTINUED									
DR200	88	EM79412	4.95 L	EM79411	4.95 L	----		----	
DR200SE	96-12	EM32012	4.95 L	EM64881	5.95 L	----		----	
DR200	03-09	EM32012	4.95 L	EM64881	5.95 L	----		----	
SP200	86	EM64922	4.95 J	EM64821	4.95 L	----		----	
SP200	87-88	EM79412	4.95 L	EM79411	4.95 L	----		----	
DS250	80	EM32012	4.95 L	EM32011	4.95 L	204003	4.95 L	203241	4.95 L
DR250	82-83	EM64922	4.95 J	EM79471	5.95 L	----		----	
DR250	85	EM64922	4.95 J	EM64931	5.95 L	----		----	
DR250SE	90-97	EM32012	4.95 L	EM64881	5.95 L	204003	4.95 L	203611	4.95 L
PE250	77-81	EM26802	3.95 L	EM26801	3.95 L	203764	4.95 L	203763	4.95 L
RL250	72-75	EM26802	3.95 L	EM26801	3.95 L	203764	4.95 L	203763	4.95 L
RMZ250	04-05	EM32922	3.95 L	EM33451	7.95 L	----		----	
RMZ250	06-13	EM79482	3.95 J	EM33451	7.95 L	204015	3.95 L	----	
RM250	76-81	EM26802	3.95 L	EM26801	3.95 L	203764	4.95 L	203763	4.95 L
RM250	82-84	EM32012	4.95 L	EM32011	4.95 L	204003	4.95 L	203241	4.95 L
RM250	85-88	EM79452	4.95 L	EM79451	5.95 L	204003	4.95 L	204002	5.95 L
RM250	89-92	EM79482	3.95 J	EM32941	5.95 L	204015	3.95 L	203350	5.95 L
RM250	93-95	EM79482	3.95 J	EM79481	4.95 L	204015	3.95 L	204014	5.95 L
RM250	96-03	EM79482	3.95 J	EM24031	5.95 L	204015	3.95 L	EM32021	6.95 L
RM250	04-06	EM79482	3.95 J	EM33451	7.95 L	204015	3.95 L	----	
RM250	06-09	EM79482	3.95 J	EM33451	7.95 L	204015	3.95 L	----	
RMX250	89-97	EM32012	4.95 L	EM32941	5.95 L	204003	4.95 L	203350	5.95 L
RS250	80-81	EM26802	3.95 L	EM26801	3.95 L	203764	4.95 L	203763	4.95 L
SP250	82-83	EM64922	4.95 J	EM79471	5.95 L	----		----	
SP250	85	EM64922	4.95 J	EM64931	5.95 L	----		----	
TM250	72-75	EM26802	3.95 L	EM26801	3.95 L	203764	4.95 L	203763	4.95 L
TS250	74-79	EM79402	4.95 L	EM79411	4.95 L	----		----	
TS250	80-83	EM79412	4.95 L	EM79421	4.95 L	----		----	
DR350	90-96	EM32012	4.95 L	EM79481	4.95 L	----		----	
DR350SE	90-99	EM32012	4.95 L	EM64881	5.95 L	204003	4.95 L	203611	4.95 L
DR370 C/N	78-79	EM26802	3.95 L	EM26801	3.95 L	203764	4.95 L	203763	4.95 L
RM370 A/B	76-77	EM26802	3.95 L	EM26801	3.95 L	203764	4.95 L	203763	4.95 L
SP370	78-79	EM79402	4.95 L	----		----		----	
DR400	80	EM32012	4.95 L	EM32011	4.95 L	204003	4.95 L	203241	4.95 L
DRZ400/E	00-07	EM79482	3.95 J	EM24031	5.95 L	EM79488	4.95 L	EM32021	6.95 L
DRZ400S/SM/SL1	00-13	203575	5.95 L	203608	4.95 L	----		----	
PE400	80-81	EM26802	3.95 L	EM26801	3.95 L	203764	4.95 L	203763	4.95 L
RM400	78-80	EM26802	3.95 L	EM26801	3.95 L	203764	4.95 L	203763	4.95 L
SP400	80	EM32012	4.95 L	----		204003	4.95 L	----	
TM400	71-73	EM79402	4.95 L	EM79411	4.95 L	----		----	
TM400	74-75	EM26802	3.95 L	EM26801	3.95 L	203764	4.95 L	203763	4.95 L
TS400	72-77	EM79402	4.95 L	EM79411	4.95 L	----		----	
RMZ450	05-13	EM79482	3.95 J	EM33451	7.95 L	----		----	
RM465	81	EM26802	3.95 L	EM26801	3.95 L	203764	4.95 L	203763	4.95 L
RM465	82	EM32012	4.95 L	EM32011	4.95 L	204003	4.95 L	203241	4.95 L
DR500	81	EM79412	4.95 L	EM79421	4.95 L	----		----	
DR500	82-83	EM64922	4.95 J	EM79471	5.95 L	----		----	
RM500	83-84	EM32012	4.95 L	EM32011	4.95 L	204003	4.95 L	203241	4.95 L
SP500	81	EM79412	4.95 L	----		----		----	
SP500	82-83	EM64922	4.95 J	EM79471	5.95 L	----		----	
SP600	85	EM64922	4.95 J	EM64931	5.95 L	----		----	
DR650 S/SE	90-93	EM79452	4.95 L	EM64821	4.95 L	----		----	
DR650S/SE	94-13	----		EM64821	4.95 L	----		----	
YAMAHA									
DT50M/MX	80-83	EM24212	3.95 L	EM24211	3.95 L	----		----	
LB50	81-82	EM24212	3.95 L	EM24211	3.95 L	----		----	
LB50P E-J Chappy	78-82	EM24212	3.95 L	EM24211	3.95 L	----		----	
LC50 G/H Bop	80-82	EM24212	3.95 L	EM24211	3.95 L	----		----	
MA50M (QT50)	80-88	EM24212	3.95 L	EM24211	3.95 L	----		----	
MJ50J Towny	82	EM24212	3.95 L	EM24211	3.95 L	----		----	
PW50/Zinger	92-14	EM24242	3.95 L	EM24231	2.95 L	----		----	
QT50	79-87	EM24212	3.95 L	EM24211	3.95 L	----		----	

DIRT BIKE CONTROL LEVERS CONTINUED

MODEL	YEAR	CLUTCH		BRAKE		GP CLUTCH		GP BRAKE	
YAMAHA CONTINUED									
TY50	80	EM24212	3.95 L	EM24211	3.95 L	----	----	----	----
YZ50	80	EM51122	4.95 L	EM51161	3.95 J	203414	4.95 L	203426	4.95 L
JT1 60 Mini Enduro	71-73	EM24212	3.95 L	EM24211	3.95 L	----	----	----	----
YZ60	81-83	EM51122	4.95 L	EM51161	3.95 J	203414	4.95 L	203426	4.95 L
BW80	86-88	EM51122	4.95 L	EM51161	3.95 J	203414	4.95 L	203426	4.95 L
DT80	81-83	EM24212	3.95 L	EM24211	3.95 L	----	----	----	----
GT80	73-79	EM24212	3.95 L	EM24211	3.95 L	----	----	----	----
MX80	80-83	EM24212	3.95 L	EM24211	3.95 L	----	----	----	----
PW80 Zinger	95-06	----	----	EM51161	3.95 J	----	----	----	----
TY80	74-77	EM26802	3.95 L	EM26801	3.95 L	203764	4.95 L	203763	4.95 L
YZ80	74-78	EM26802	3.95 L	EM26801	3.95 L	203764	4.95 L	203763	4.95 L
YZ80	79-85	EM51122	4.95 L	EM51161	3.95 J	203414	4.95 L	203426	4.95 L
YZ80	86-94	EM51122	4.95 L	EM51251	5.95 L	203414	4.95 L	203447	6.95 L
YZ80	95-96	EM79482	3.95 J	EM51251	5.95 L	EM79488	4.95 L	203447	6.95 L
YZ80	97-01	EM79482	3.95 J	EM51151	5.95 L	EM79488	4.95 L	203424	5.95 L
YZ85	02-14	----	----	EM33451	7.95 L	----	----	----	----
TTR90/E	00-07	----	----	EM51161	3.95 J	----	----	203426	4.95 L
DT100	74-76	EM26802	3.95 L	EM26801	3.95 L	203764	4.95 L	203763	4.95 L
DT100	77-83	EM24212	3.95 L	EM24211	3.95 L	----	----	----	----
MX100	74-75	EM26802	3.95 L	EM26801	3.95 L	203764	4.95 L	203763	4.95 L
MX100	79-80	EM26802	3.95 L	EM26801	3.95 L	203764	4.95 L	203763	4.95 L
MX100	81-83	EM51122	4.95 L	EM51161	3.95 J	203414	4.95 L	203426	4.95 L
RT100	89-00	EM51122	4.95 L	EM51161	3.95 J	203414	4.95 L	203426	4.95 L
YZ100	75-83	EM51122	4.95 L	EM51161	3.95 J	203414	4.95 L	203426	4.95 L
TTR110E	08-14	----	----	EM51161	3.95 J	----	----	203426	4.95 L
DT125	74-76	EM26802	3.95 L	EM26801	3.95 L	203764	4.95 L	203763	4.95 L
DT125	79-81	EM51222	4.95 J	EM51231	4.95 J	203764	4.95 L	203763	4.95 L
DT125LC	82-86	EM32512	4.95 L	EM32621	4.95 L	203764	4.95 L	203763	4.95 L
IT125	80-81	EM51122	4.95 L	EM51161	3.95 J	203414	4.95 L	203426	4.95 L
MX125	74-76	EM26802	3.95 L	EM26801	3.95 L	203764	4.95 L	203763	4.95 L
TTR125 Drum	00-09	----	----	EM51161	3.95 J	----	----	----	----
TTR125L Disc	00-14	----	----	EM51271	5.95 L	----	----	----	----
XT125	82-83	EM32512	4.95 L	EM32621	4.95 L	203764	4.95 L	203763	4.95 L
YZ125	76	EM26802	3.95 L	EM26801	3.95 L	203764	4.95 L	----	----
YZ125	78-82	EM51122	4.95 L	EM51161	3.95 J	203414	4.95 L	203426	4.95 L
YZ125	83-84	EM26822	4.95 L	EM51161	3.95 J	----	----	EM51161	3.95 J
YZ125	85-89	EM51122	4.95 L	EM51251	5.95 L	203414	4.95 L	203447	6.95 L
YZ125	90-93	EM51122	4.95 L	EM51271	5.95 L	203414	4.95 L	203455	5.95 L
YZ125	94-95	EM79482	3.95 J	EM51271	5.95 L	EM79488	4.95 L	203455	5.95 L
YZ125	96-00	EM79482	3.95 J	EM51151	5.95 L	EM79488	4.95 L	203424	5.95 L
YZ125	01-14	EM26842	4.95 L	EM32591	9.95 L	----	----	----	----
DT175	75-76	EM26802	3.95 L	EM26801	3.95 L	203764	4.95 L	203763	4.95 L
DT175	78-81	EM51222	4.95 J	EM51231	4.95 J	203764	4.95 L	203763	4.95 L
IT175	79-83	EM51122	4.95 L	EM51161	3.95 J	203414	4.95 L	203426	4.95 L
MX175	75	EM26802	3.95 L	EM26801	3.95 L	203764	4.95 L	203763	4.95 L
MX175	81	EM51122	4.95 L	EM51161	3.95 J	203414	4.95 L	203426	4.95 L
RT180	90-93	EM51122	4.95 L	EM51161	3.95 J	203414	4.95 L	203426	4.95 L
BW200	86-88	EM51122	4.95 L	EM51161	3.95 J	203414	4.95 L	203426	4.95 L
IT200	84-85	EM51122	4.95 L	EM51161	3.95 J	203414	4.95 L	203426	4.95 L
IT200 Disc	1986	EM51122	4.95 L	EM51251	5.95 L	203414	4.95 L	203447	6.95 L
TW200 Trailway	87-95	EM51122	4.95 L	EM51161	3.95 J	203414	4.95 L	203426	4.95 L
TW200	98-14	----	----	EM51251	5.95 L	----	----	----	----
WR200	90-93	EM51122	4.95 L	EM51271	5.95 L	203414	4.95 L	203455	5.95 L
XT200	82-83	EM32512	4.95 L	EM32621	4.95 L	203764	4.95 L	203763	4.95 L
TT225	86-87	EM51122	4.95 L	EM51251	5.95 L	203414	4.95 L	203447	6.95 L
TTR225	00-04	EM51122	4.95 L	EM51251	5.95 L	203414	4.95 L	203447	6.95 L
XT225	97-05	EM51122	4.95 L	EM51161	3.95 J	----	----	----	----
XT225	06-07	EM51122	4.95 L	EM51251	5.95 L	----	----	----	----
TTR230	05-11	EM51122	4.95 L	EM51251	5.95 L	----	----	----	----
DT250	75-77	EM26802	3.95 L	EM26801	3.95 L	203764	4.95 L	203763	4.95 L
DT250	79-81	EM51222	4.95 J	EM51231	4.95 J	203764	4.95 L	203763	4.95 L
IT250	79-83	EM51122	4.95 L	EM51161	3.95 J	203414	4.95 L	203426	4.95 L
MX250	74-75	EM26802	3.95 L	EM26801	3.95 L	203764	4.95 L	203763	4.95 L
TT250	80-82	EM51122	4.95 L	EM51161	3.95 J	203414	4.95 L	203426	4.95 L

- accessories
- body
- handlebar & grips
- cables & levers**
- exhaust
- engine
- fuel & intake
- electrical & ignition
- clutch
- drive
- bearings
- brakes
- steering & suspension
- tires
- tools & shop

DIRT BIKE CONTROL LEVERS CONTINUED

MODEL	YEAR	CLUTCH		BRAKE		GP CLUTCH		GP BRAKE	
YAMAHA CONTINUED									
TTR250	00-07	----		EM51251	5.95 L	----		----	
TY250	74-76	EM26802	3.95 L	EM26801	3.95 L	203764	4.95 L	203763	4.95 L
WR250	91-93	EM51122	4.95 L	EM51271	5.95 L	203414	4.95 L	203455	5.95 L
WR250	94-97	EM79482	3.95 J	EM51271	5.95 L	EM79488	4.95 L	203455	5.95 L
WR250F	01-05	EM26842	4.95 L	EM33451	7.95 L	----		----	
WR250F	06-13	EM26882	4.95 L	EM33451	7.95 L	----		----	
XT250	09-14	EM51122	4.95 L	EM51251	5.95 L	----		----	
XT250	80-83	EM26802	3.95 L	EM26801	3.95 L	203764	4.95 L	203763	4.95 L
XT250	84	EM32512	4.95 L	EM32621	4.95 L	203764	4.95 L	203763	4.95 L
YZ250	74-77	EM26802	3.95 L	EM26801	3.95 L	203764	4.95 L	203763	4.95 L
YZ250	78-84	EM51122	4.95 L	EM51161	3.95 J	203414	4.95 L	203426	4.95 L
YZ250	85-89	EM51122	4.95 L	EM51251	5.95 L	203414	4.95 L	203447	6.95 L
YZ250	90-93	EM51122	4.95 L	EM51271	5.95 L	203414	4.95 L	203455	5.95 L
YZ250	94-96	EM79482	3.95 J	EM51271	5.95 L	EM79488	4.95 L	203455	5.95 L
YZ250	97-00	EM79482	3.95 J	EM51151	5.95 L	EM79488	4.95 L	203424	5.95 L
YZ250	01-07	EM26842	4.95 L	EM33451	7.95 L	----		----	
YZ250	08-14	EM26842	4.95 L	EM32591	9.95 L	----		----	
YZ250F	01-06	EM26842	4.95 L	EM33451	7.95 L	----		----	
YZ250F	07-14	EM32672	5.95 L	EM32591	9.95 L	----		----	
BW350	87-88	EM51122	4.95 L	EM51161	3.95 J	203414	4.95 L	203426	4.95 L
TT350	86-87	EM51122	4.95 L	EM51251	5.95 L	203414	4.95 L	203447	6.95 L
TY350 Trials	85-86	EM51122	4.95 L	EM51161	3.95 J	203414	4.95 L	203426	4.95 L
XT350	85-93	EM32512	4.95 L	EM32561	6.95 L	203764	4.95 L	203424	5.95 L
XT350	97-00	EM32562	5.95 L	EM32561	6.95 L	----		203424	5.95 L
WR400	98-00	EM79482	3.95 J	EM32511	4.95 L	----		203424	5.95 L
YZ400F	98-99	EM79482	3.95 J	EM32511	4.95 L	----		203424	5.95 L
YZ426	00-02	EM51122	4.95 L	EM33451	7.95 L	----		----	
WR426F	00-03	EM26842	4.95 L	EM51151	5.95 L	----		203424	5.95 L
WR450	03-05	EM26862	4.95 L	EM33451	7.95 L	----		----	
WR450F	06-14	EM26882	4.95 L	EM33451	7.95 L	----		----	
YZ450F	03-05	EM26842	4.95 L	EM33451	7.95 L	----		----	
YZ450F	06-08	EM32672	5.95 L	EM33451	7.95 L	----		----	
YZ450F	09-14	EM32672	5.95 L	EM32591	9.95 L	----		----	
IT465	81-82	EM51122	4.95 L	EM51161	3.95 J	203414	4.95 L	203426	4.95 L
YZ465	80-81	EM51122	4.95 L	EM51161	3.95 J	203414	4.95 L	203426	4.95 L
IT490	83-84	EM51122	4.95 L	EM51161	3.95 J	203414	4.95 L	203426	4.95 L
YZ490	82-84	EM51122	4.95 L	EM51161	3.95 J	203414	4.95 L	203426	4.95 L
YZ490	85-90	EM51122	4.95 L	EM51251	5.95 L	203414	4.95 L	203447	6.95 L
TT500	80	203436	5.95 L	----		----		----	
TT500	81	EM51122	4.95 L	EM32501	4.95 L	203414	4.95 L	----	
WR500	92-93	EM51122	4.95 L	EM51271	5.95 L	203414	4.95 L	203455	5.95 L
XT500	79-81	EM51222	4.95 J	EM51231	4.95 J	203764	4.95 L	203763	4.95 L
XT550	82-83	EM32512	4.95 L	EM32512	4.95 L	203764	4.95 L	203763	4.95 L
TT600	83-84	EM51122	4.95 L	EM51161	3.95 J	203414	4.95 L	203426	4.95 L
TT600	85-86	EM51122	4.95 L	EM51251	5.95 L	203414	4.95 L	203447	6.95 L
XT600	87-89	EM32562	5.95 L	EM32561	6.95 L	----		----	
XT600	90-95	EM32562	5.95 L	----		----		----	

LEVER BRACKETS

Complete with cable adjusters, nuts, screws and bolts



MODEL	DESCRIPTION	YEAR	OEM #	PART #	
HONDA DIRT BIKE					
	BLACK BRAKE		53171-376-000	EM37201	7.95 L
	BLACK CLUTCH		53172-376-000	EM37202	7.95 L
XR	BLACK BRAKE		53171-429-770	EM37261	6.95 L
XR	BLACK CLUTCH		53172-429-770	EM37262	6.95 L
XR	ALLOY BRAKE		57171-KT0-840	EM37271	6.95 H
CR	BLACK CLUTCH		53172-KA3-730	EM37272	6.95 L
CRF 150/230	CLUTCH	03-05	53172-KPS-900	EM30122	12.95 L
KAWASAKI DIRT BIKE					
KX	BLACK CLUTCH	90 AND UP	13091-1680	EM38102	6.95 L
	BLACK BRAKE			EM73801	6.95 L
	BLACK CLUTCH			EM73802	6.95 L
SUZUKI DIRT BIKE					
	BLACK BRAKE			EM73801	6.95 L
	BLACK CLUTCH			EM73802	6.95 L
RM 125/250	CLUTCH	04-05	57500-37F10	EM38152	14.95 L
YAMAHA DIRT BIKE					
	BLACK BRAKE			EM73801	6.95 L
	BLACK CLUTCH			EM73802	6.95 L

SHIFT LEVERS

- Forged from super tough aircraft grade 6061 T6 aluminum alloy
- Folding tip reduces crash damage
- Fits like OEM at a fraction of the cost
- Aggressively knurled tip for slip free shifting



MODEL	YEAR	A=ALUMINUM S=STEEL	OEM #	F=FOLDING NF=NON FOLDING	PART #	
HONDA						
XR50/70 CRF50/70	00-12	A	24701-GEL-770	F	EM87901	29.95 L
XR50/70 CRF50/70	00-12	A	24701-GEL-770	F	EM88033*	29.95 L
CR80/85R	96-07	A	24700-GBF-830	F	EM88037	29.95 L
XL125/185	79-83	S	24700-437-000	F	EM88081	20.95 L
XR80/100 CRF80/100	01-12	A	24701-KN4-A60	F	EM87902	29.95 L
CRF150/230F	03-12	A	24701-KN4-A60	F	EM87902	29.95 L
CR125R	83-89	S	24700-K56-700	F	826295	13.95 L
CR125R	85-07	A	24700-K24-J10	F	EM88035	29.95 L
CR125R	90-97	S	24700-KS6-701	F	EM88086	15.95 L
CRF150R	07-12	A	24700-KSE-000	F	EM88025	29.95 L
CR250R	04-07	A	24700-KZ3-J50	F	EM88032	29.95 L
CRF250R/X	04-09	A	24700-KRN-000	F	EM88034	29.95 L
CRF250R/X	10-12	A	24700-KRN-305	F	826259	29.95 L
CR250R	84-03	A	24700-KA4-730	F	826293	29.95 L
CR250R	84-03	S	24700-K57-700	F	EM88041	13.95 L
CR250/450/480R	81-83	S	24700-KA4-710	F	826301	15.95 L
CR500R	84-01	S	24700-K57-700	F	EM88041	13.95 L
CR500R	84-89	A	24700-KA4-730	F	826293	29.95 L

- accessories
- body
- handlebar & grips
- cables & levers**
- exhaust
- engine
- fuel & intake
- electrical & ignition
- clutch
- drive
- bearings
- brakes
- steering & suspension
- tires
- tools & shop

EMGO SHIFT LEVERS CONTINUED

MODEL	YEAR	A=ALUMINUM S=STEEL	OEM #	F=FOLDING NF=NON FOLDING	PART #		
HONDA CONTINUED							
CR500R	90-01	A	24700-ML3-600	F	EM88031	29.95	L
XR400R	96-99	A	24700-KCY-670	F	EM87903	29.95	L
CRF450R	02-07	A	24700-MEN-730	F	826294	29.95	L
CRF450R	08-10	A	24700-MEN-A00	F	826261	29.95	L
CRF450R	11-12	A	24700-MEN-306	F	826260	29.95	L
XR650L	93-12	S	24700-MY6-670	F	EM88068	21.95	L
KAWASAKI							
KX60	83-03	S	13242-1210	F	EM88050	16.95	L
KX65	00-12	A	13242-1366	F	EM88049	29.95	L
KX80	83-90	S	13242-1205	F	EM88050	16.95	L
KX80	91-00	A	13242-1286	F	EM87921	29.95	L
KX85	01-12	A	13242-1286	F	EM87921	29.95	L
KX100	91-12	A	13242-1286	F	EM87921	29.95	L
KLX110	02-04	A	13156-1205	F	826298*	29.95	L
KLX110	05-11	A	13156-0039	F	826300*	29.95	L
KX125/250	83-93	S	13156-1240	F	826296	14.95	L
KX125/250	94-02	S	13156-1347	F	826297	14.95	L
KX125/250	94-02	A	13156-1492	F	EM88058	29.95	L
KX125/250	03-05	A	13156-1493	F	EM88058	29.95	L
KX250F	04-05	A	13156-0030	F	EM88054	29.95	L
KX250F	06-08	A	13156-0050	F	EM88059	29.95	L
KX250F	09-12	A	13156-0124	F	EM10133	29.95	L
KX450F	06-08	A	13156-0067	F	826287	29.95	L
KX450F	09-11	A	13156-0125	F	EM10132	29.95	L
KLX450R	08-09	A	13156-0067	F	826287	29.95	L
KX500	87-93	S	13156-1240	F	EM88050	16.95	L
KX500	94-04	S	13156-1347	F	826297	14.95	L
SUZUKI							
RM65	03-05	A	K1315-61347	F	EM88049	29.95	L
DR-Z70	08-09	A	25600-14H00	F	826265	29.95	L
DS80/JR80	96-04	S	25600-16520	F	EM88083	18.95	L
RM80/85	89-12	A	25600-03B10	F	EM88015	29.95	L
TM100/RM100	74-78	S	25600-16500	F	EM88083	18.95	L
DRZ110	02-04	A	K1315-1205	F	826298*	29.95	L
DRZ110	05-08	A	K1316-0038	F	826298*	29.95	L
TM125/RM125	73-78	S	25600-16500	F	EM88083	18.95	L
RM125	92-00	S	25600-27C05	F	826315	14.95	L
RM125	01-08	A	25600-36F10	F	EM88014	29.95	L
DR250S	90-95	S	25600-14D04	F	EM88087	22.95	L
TM250	72-75	S	25610-41100	F	EM88083	18.95	L
RM250	82-88	S	25600-14311	F	826314	14.95	L

EMGO SHIFT LEVERS CONTINUED

MODEL	YEAR	A=ALUMINUM S=STEEL	OEM #	F=FOLDING NF=NON FOLDING	PART #	
SUZUKI CONTINUED						
RM250	01-08	S	25600-37F10	F	EM88089	14.95 L
RM250	01-08	A	25600-37F20	F	EM88016	29.95 L
RM-Z250	04-05	A	K1315-60030	F	EM88054	29.95 L
RM-Z250	06-10	A	25600-10H10	F	EM87942	28.95 L
DR350S	90-96	S	25600-14D04	F	EM88087	22.95 L
RM370	76-77	S	25610-41100	F	EM88083	18.95 L
DR-Z400/S	01-12	A	25600-05D03	F	826292	29.95 L
TM400/TS400	71-77	S	25600-06500	F	EM88083	18.95 L
RM-Z450	05-07	A	25600-35G00	F	826263	29.95 L
RM-Z450	08-12	A	25600-28H00	F	EM87943	31.95 L
RM465	81-82	S	25600-14311	F	826314	14.95 L
RM500	83-84	S	25600-14321	F	826314	14.95 L
DR650	96-11	S	25600-32E00	F	EM88087	22.95 L
YAMAHA						
YZ80	84-02	A	2HF-18110-02-00	F	826206	29.95 L
YZ85	03-12	A	2HF-18110-02-00	F	826206	29.95 L
YZ100	82-83	S	24X-18101-01-00	F	826308	21.95 L
YZ125	80-85	S	24X-18101-01-00	F	826308	21.95 L
YZ125	91-95	S	1LX-18110-02-00	F	EM88073	12.95 L
YZ125	96-04	A	4SS-18110-00-00	F	826268	29.95 L
YZ125	05-12	A	1C3-18110-00-00	F	EM88023	29.95 L
IT175/IT200	80-86	S	24X-18101-01-00	F	826308	21.95 L
YZ250	86-87	S	23X-18110-01-00	F	826307	14.95 L
YZ250	88-95	S	2VM-18110-00-00	F	EM88074	14.95 L
YZ250	96-98	A	4SS-18110-00-00	F	826268	29.95 L
YZ250	99-04	A	5CU-18110-00-00	F	826288	29.95 L
YZ250	05-12	A	1C3-18110-00-00	F	EM88023	29.95 L
YZ250F	01-05	A	5UL-18110-00-00	F	EM88071	13.95 L
YZ250F	06-12	A	5XC-18110-10-00	F	EM88024	28.95 L
WR250F	01-06	A	5UL-18110-00-00	F	EM88071	13.95 L
WR250F	07-12	A	5XC-18110-10-00	F	EM88024	28.95 L
WR250R/X	08-12	A	3D7-18110-00-00	F	826269	29.95 L
YZ/WR400F - YZ/WR426F	98-02	A	5BE-18110-00-00	F	EM88069	29.95 L
YZ450F	03-05	A	5TA-18110-00-00	F	EM88069	29.95 L
YZ450F	06-12	A	2S2-18110-00-00	F	EM88039	29.95 L
WR450F	03-06	A	5UL-18110-00-00	F	EM88071	13.95 L
WR450F	07-12	A	5XC-18110-10-00	F	EM88024	28.95 L
YZ490/WR500	84-93	S	23X-18110-01-00	F	826307	14.95 L

NOTE: Items with * are 1" longer than stock

- accessories
- body
- handlebar & grips
- cables & levers**
- exhaust
- engine
- fuel & intake
- electrical & ignition
- clutch
- drive
- bearings
- brakes
- steering & suspension
- tires
- tools & shop

- accessories
- body
- handlebar & grips
- cables & levers**
- exhaust
- engine
- fuel & intake
- electrical & ignition
- clutch
- drive
- bearings
- brakes
- steering & suspension
- tires
- tools & shop



HOT START LEVER FOR CRF250/450

Fits: 03-04 Honda CRF250/450 4-Stroke



EM30185	43.95	L
---------	-------	---



PEDAL ANCHOR KIT



142495	6.50	E
--------	------	---

- Prevents brake pedal from catching on berms, branches, rocks, etc.
- Includes 3 cables, 3 special crimp fittings and 12 in. of 1/8 in. clear PVC
- Made in the USA

MODEL	YEAR
HONDA	
CR125R	00-07
CR250R	00-07
CRF250R	04-16
CRF250X	04-09
CRF250X	12-13
CRF450R	02-16
CRF450X	05-09
CRF450X	12-14
KAWASAKI	
KX 125	96-05
KX 250	00-07
KX 250F	04-13
KX 450F	06-16

MODEL	YEAR
SUZUKI	
RM 125	00-08
RM 250	00-08
RMZ 250	04-16
RMZ 450	05-16
YAMAHA	
YZ 125	00-15
YZ 250	00-15
YZ 250F	01-16
YZ 250FX	15
YZ 450F	03-16



HIGH RISE BAR CONTROLS

- Kit is designed for use with most high rise seven eighths inch bar kits.
- Intended for use with the stock carb
- Includes CR Pro Throttle ([671053](#)), throttle cable with carb cap ([140463](#)), brake lever assembly ([142625](#)) and brake cable ([140462](#))



HONDA				
CRF50F	04-09	140516	79.99	J
CRF50F	11-15	140516	79.99	J
XR50R	00-03	140516	79.99	J



KICKSTART LEVERS



MODEL	YEAR	PART #	DESCRIPTION
HONDA			
CT125	77	EM8361614 27.95	L
XL125S	79-83	EM8361614 27.95	L
XL185	79	EM8361614 27.95	L
TLR200 Relfex	86-87	EM8361614 27.95	L
XL200R	83-84	EM8361614 27.95	L
XR200	80-84	EM8361614 27.95	L
XR200R	81-83	EM8361614 27.95	L
XR200R	86-93	EM8361614 27.95	L
XL250S	78-81	EM8361611 50.95	L
XL250R	81-83	EM8361611 50.95	L
XL250R	84-87	EM8361612 51.95	L
XR250	79-80	EM8361611 50.95	L
XR250R	84-91	EM8361612 51.95	L
XL350R	84-85	EM8361612 51.95	L
XR350R	83-84	EM8361612 51.95	L
XL500S	79-81	EM8361612 51.95	L
XL500R	82	EM8361612 51.95	L
XR500R	83-84	EM8361612 51.95	L
XL600R	82-86	EM8361612 51.95	L
KAWASAKI			
KE125	80-83	EM8361640 27.95	L
KDX175	80-82	EM8361640 27.95	L
KE175	80-83	EM8361640 27.95	L
KDX250	80-83	EM8361640 27.95	L
KL250	78-83	EM8361640 27.95	L
KLX250	79-80	EM8361640 27.95	L
KX250	80-86	EM8361640 27.95	L

MODEL	YEAR	PART #	DESCRIPTION
SUZUKI			
RM100	76	EM8361620 27.95	L 16MM Fine Spline
SP100	83-84	EM8361620 27.95	L 16MM Fine Spline
DR125	79-81	EM8361620 27.95	L 16MM Fine Spline
RM125	79	EM8361620 27.95	L 16MM Fine Spline
SP125	82-83	EM8361620 27.95	L 16MM Fine Spline
TS125	77-81	EM8361620 27.95	L 16MM Fine Spline
DR200	86	EM8361620 27.95	L 16MM Fine Spline
DR200S	85-87	EM8361620 27.95	L 16MM Fine Spline
DR250	82-85	EM8361621 33.95	L 20MM Coarse Spline
SP250	82-83	EM8361621 33.95	L 20MM Coarse Spline
DR370	78-79	EM8361621 33.95	L 20MM Coarse Spline
SP370	78-79	EM8361621 33.95	L 20MM Coarse Spline
DR400	80	EM8361621 33.95	L 20MM Coarse Spline
GN400	80-82	EM8361621 33.95	L 20MM Coarse Spline
RM400	80	EM8361621 33.95	L 20MM Coarse Spline
DR500	81-83	EM8361621 33.95	L 20MM Coarse Spline
SP500	81-83	EM8361621 33.95	L 20MM Coarse Spline
DR600R	86-89	EM8361621 33.95	L 20MM Coarse Spline
DR600S	85	EM8361621 33.95	L 20MM Coarse Spline
YAMAHA			
GT80		EM8361600 13.95	L
GTMX	77-79	EM8361600 13.95	L
DT80	82-83	EM8361600 13.95	L
GT80	78-99	EM8361600 13.95	L
MX80	80-82	EM8361600 13.95	L
YZ80	74-77	EM8361600 13.95	L
DT125	78-81	EM8361630 27.95	L
DT175	78-81	EM8361630 27.95	L

- accessories
- body
- handlebar & grips
- cables & levers**
- exhaust
- engine
- fuel & intake
- electrical & ignition
- clutch
- drive
- bearings
- brakes
- steering & suspension
- tires
- tools & shop

CABLES & LEVERS

MOTION PRO DIRT BIKE THROTTLE SLEEVES

- Replace OEM throttle sleeves
- Exceed the quality and durability of OEM sleeves
- Nylon fabric composite material
- Pop -out end caps for use with bar-end-type hand guards
- Molded ridges to help secure grips
- One-piece tube and reel design



MODEL	CC	TYPE	FOOT NOTE	YEAR	FIXED END	OPEN END	POP OUT END	TITAN
BETA								
350 RR	0350	Offroad		11-12	----	----	671098 9.99 E	143396 24.99 E
400 RR	0400	Offroad		08-12	----	----	671098 9.99 E	143396 24.99 E
450 RR	0450	Offroad		08-12	----	----	671098 9.99 E	143396 24.99 E
498 RR	0498	Offroad		12	----	----	671098 9.99 E	143396 24.99 E
520 RR	0498	Offroad		10-11	----	----	671098 9.99 E	143396 24.99 E
525 RR	0525	Offroad		08-09	----	----	671098 9.99 E	143396 24.99 E
GAS GAS								
EC 125	0125	Offroad		00-11	----	----	671079 9.99 E	143831 24.99 E
MC 125	0125	Offroad		00-08	----	----	671079 9.99 E	143831 24.99 E
EC 200	0200	Offroad		00-11	----	----	671079 9.99 E	143831 24.99 E
EC 250	0250	Offroad		00-12	----	----	671079 9.99 E	143831 24.99 E
MC 250	0250	Offroad		00-08	----	----	671079 9.99 E	143831 24.99 E
EC 300	0300	Offroad		00-12	----	----	671079 9.99 E	143831 24.99 E
HONDA								
CR60R	0060	Offroad		83	671087 9.99 E	----	----	----
XR75	0075	Offroad		74-76	671087 9.99 E	----	----	----
CR80R	0080	Offroad		80-82	671087 9.99 E	----	----	----
CR80R	0080	Offroad		85-00	----	----	671085 9.99 E	----
CR80RB	0080	Offroad		96-00	----	----	671085 9.99 E	----
CRF80F	0080	Offroad		04-09	671087 9.99 E	----	----	----
XR80	0080	Offroad		83-84	671087 9.99 E	----	----	----
XR80R	0080	Offroad		85-03	671087 9.99 E	----	----	----
CR85R	0085	Offroad		03-07	----	----	671085 9.99 E	----
CR85RB	0085	Offroad		03-07	----	----	671085 9.99 E	----
CRF100F	0100	Offroad		04-09	671087 9.99 E	----	----	----
CRF100F	0100	Offroad		11-13	671087 9.99 E	----	----	----
XL100S	0100	Dual Sport		75-80	671087 9.99 E	----	----	----
XR100R	0100	Offroad		81-03	671087 9.99 E	----	----	----
CR125R	0125	Offroad		84	671088 9.99 E	----	----	----
CR125R	0125	Offroad		89-07	----	----	671079 9.99 E	143831 24.99 E
CT125 TRAIL 125	0125	Offroad		77	671087 9.99 E	----	----	----
MT125 ELSINORE	0125	Offroad		74-76	671087 9.99 E	----	----	----
TL125 TRIALS 125	0125	Offroad		73-76	671087 9.99 E	----	----	----
XL125S	0125	Dual Sport		74-85	671087 9.99 E	----	----	----
NX125	0126	Dual Sport		88-90	671087 9.99 E	----	----	----
CRF150F	0150	Offroad		03-09	671087 9.99 E	----	----	----
CRF150F	0150	Offroad		12-15	671087 9.99 E	----	----	----
XL185S	0185	Dual Sport		79-83	671087 9.99 E	----	----	----
XR185	0185	Offroad		79	671087 9.99 E	----	----	----
TR200 FAT CAT	0200	Offroad		86-87	671087 9.99 E	----	----	----
XL200R	0200	Dual Sport		83-84	671087 9.99 E	----	----	----
XR200	0200	Offroad		80-84	671087 9.99 E	----	----	----
XR200R	0200	Offroad		81-83	671087 9.99 E	----	----	----
XR200R	0200	Offroad		84-85	----	----	671080 9.99 E	----

MOTION PRO DIRT BIKE THROTTLE SLEEVES CONTINUED

MODEL	CC	TYPE	FOOT NOTE	YEAR	FIXED END	OPEN END	POP OUT END	TITAN
HONDA CONTINUED								
XR200R	0200	Offroad		86-02	671087 9.99 E	----	----	----
CRF230F	0230	Offroad		03-09	----	----	671080 9.99 E	----
CRF230F	0230	Offroad		12-16	----	----	671080 9.99 E	----
CRF230L	0230	Dual Sport		08-09	----	----	671080 9.99 E	----
CR250R	0250	Offroad		84	671088 9.99 E	----	----	----
CR250R	0250	Offroad		89-07	----	----	671079 9.99 E	143831 24.99 E
CRF250R	0250	Offroad		04-16	----	----	671097 9.99 E	----
CRF250R	0250	Offroad	112	04-16	----	----	----	143394 24.99 E
CRF250X	0250	Offroad		04-09	----	----	671097 9.99 E	----
CRF250X	0250	Offroad	112	04-09	----	----	----	143394 24.99 E
CRF250X	0250	Offroad		12-13	----	----	671097 9.99 E	----
CRF250X	0250	Offroad	112	12-13	----	----	----	143394 24.99 E
MT250 ELSINORE	0250	Offroad		74-76	671087 9.99 E	----	----	----
XL250	0250	Dual Sport		72-75	----	----	140237 9.99 E	----
XL250	0250	Dual Sport		76	----	----	671080 9.99 E	----
XL250R	0250	Dual Sport		82-83	----	----	671080 9.99 E	----
XL250S	0250	Dual Sport		78-81	----	----	671080 9.99 E	----
XR250	0250	Offroad		79-80	----	----	671080 9.99 E	----
XR250	0250	Offroad		91-96	----	----	671080 9.99 E	----
XR250L	0250	Offroad		91-96	----	----	671080 9.99 E	----
XR250R	0250	Offroad		81-04	----	----	671080 9.99 E	----
XL350	0350	Dual Sport		76-78	----	----	671080 9.99 E	----
XL350R	0350	Dual Sport		82	----	----	671080 9.99 E	----
XR350R	0350	Offroad		83-85	----	----	671080 9.99 E	----
XR400R	0400	Offroad		96-04	----	----	671080 9.99 E	----
CRF450R	0450	Offroad		02-16	----	----	671097 9.99 E	----
CRF450R	0450	Offroad	112	02-16	----	----	----	143394 24.99 E
CRF450X	0450	Offroad		05-09	----	----	671097 9.99 E	----
CRF450X	0450	Offroad	112	05-09	----	----	----	143394 24.99 E
CRF450X	0450	Offroad		12-14	----	----	671097 9.99 E	----
CRF450X	0450	Offroad	112	12-14	----	----	----	143394 24.99 E
CR500R	0500	Offroad		84	671088 9.99 E	----	----	----
CR500R	0500	Offroad		89-01	----	----	671079 9.99 E	143831 24.99 E
XL500S	0500	Dual Sport		79-81	----	----	671080 9.99 E	----
XR500	0500	Offroad		79-80	----	----	671080 9.99 E	----
XR500R	0500	Offroad		81-84	----	----	671080 9.99 E	----
XL600R	0600	Dual Sport		83-87	----	----	671080 9.99 E	----
XR600R	0600	Offroad		85-99	----	----	671080 9.99 E	----
XR650L	0650	Dual Sport		93-09	----	----	671080 9.99 E	----
XR650L	0650	Dual Sport		12-15	----	----	671080 9.99 E	----
XR650R	0650	Offroad		00-07	----	----	671080 9.99 E	----
HUSABERG								
TE 250	0250	Offroad		11-14	----	----	671079 9.99 E	143831 24.99 E
TE 300	0293	Offroad		11-14	----	----	671079 9.99 E	143831 24.99 E
FC 450	0450	Offroad		04-05	----	----	671098 9.99 E	143396 24.99 E
FE 450	0450	Offroad		04-11	----	----	671098 9.99 E	143396 24.99 E

- accessories
- body
- handlebar & grips
- cables & levers**
- exhaust
- engine
- fuel & intake
- electrical & ignition
- clutch
- drive
- bearings
- brakes
- steering & suspension
- tires
- tools & shop

MOTION PRO DIRT BIKE THROTTLE SLEEVES CONTINUED

MODEL	CC	TYPE	FOOT NOTE	YEAR	FIXED END	OPEN END	POP OUT END	TITAN
HUSABERG CONTINUED								
FE 501	0510	Offroad		04	----	----	671098 9.99 E	143396 24.99 E
FC 550	0550	Offroad		04-05	----	----	671098 9.99 E	143396 24.99 E
FE 550	0550	Offroad		04-08	----	----	671098 9.99 E	143396 24.99 E
FE 570	0570	Offroad		10	----	----	671098 9.99 E	143396 24.99 E
FE 570S STREET LEGAL FI	0570	Dual Sport		11	----	----	671098 9.99 E	143396 24.99 E
FE 650	0650	Dual Sport		04-09	----	----	671098 9.99 E	143396 24.99 E
HUSQVARNA								
CR 125	0125	Offroad		00-12	----	----	671079 9.99 E	143831 24.99 E
TC 125	0125	Offroad		15	----	----	671079 9.99 E	143831 24.99 E
WR 125	0125	Offroad		00-12	----	----	671079 9.99 E	143831 24.99 E
CR 250	0250	Offroad		00-04	----	----	671079 9.99 E	143831 24.99 E
FC 250	0250	Offroad		14-15	----	----	671098 9.99 E	143396 24.99 E
FE 250	0250	Offroad		14-15	----	----	671098 9.99 E	143396 24.99 E
TE 250 2-STROKE	0250	Offroad		14-15	----	----	671079 9.99 E	143831 24.99 E
WR 250	0250	Offroad		00-12	----	----	671079 9.99 E	143831 24.99 E
TE 300 2-STROKE	0300	Offroad		14-15	----	----	671079 9.99 E	143831 24.99 E
WR 300	0300	Offroad		09-12	----	----	671079 9.99 E	143831 24.99 E
FC 350	0350	Offroad		14-15	----	----	671098 9.99 E	143396 24.99 E
FE 350	0350	Offroad		14-15	----	----	671098 9.99 E	143396 24.99 E
WR 360	0360	Offroad		00-02	----	----	671079 9.99 E	143831 24.99 E
TXC 449	0449	Offroad		11	----	----	671098 9.99 E	143396 24.99 E
FC 450	0450	Offroad		15	----	----	671098 9.99 E	143396 24.99 E
FE 450	0450	Offroad		14-15	----	----	671098 9.99 E	143396 24.99 E
FE 501	0510	Offroad		14-15	----	----	671098 9.99 E	143396 24.99 E
KAWASAKI								
KX 60	0060	Offroad		84-88	----	----	671092 9.99 E	----
KX 60	0060	Offroad		90-03	----	----	671092 9.99 E	----
KX 65	0065	Offroad		00-11	----	----	671092 9.99 E	----
KX 80/KX 80-W3	0080	Offroad		84-88	----	----	671083 9.99 E	----
KX 80/KX 80-W3	0080	Offroad		89-00	----	----	671092 9.99 E	----
KX 85	0085	Offroad		01-11	----	----	671092 9.99 E	----
KX 100	0100	Offroad		95-09	----	----	671092 9.99 E	----
KX 100	0100	Offroad		11	----	----	671092 9.99 E	----
KLX 110	0110	Offroad		02-09	----	----	671092 9.99 E	----
KLX 125	0125	Offroad		03-06	----	----	671086 9.99 E	----
KLX 125L	0125	Offroad		03-06	----	----	671086 9.99 E	----
KX 125	0125	Offroad		83-91	----	----	671083 9.99 E	----
KX 125	0125	Offroad		92-05	----	----	671082 9.99 E	143832 24.99 E
KDX 200	0200	Offroad		83-06	----	----	671083 9.99 E	----
KDX 220R	0220	Offroad		97-05	----	----	671083 9.99 E	----
KDX 250	0250	Offroad		83-84	----	----	671083 9.99 E	----
KDX 250	0250	Offroad		91-94	----	----	671083 9.99 E	----
KLX 250D/KLX 250R	0250	Dual Sport		94-96	----	----	671080 9.99 E	----
KX 250	0250	Offroad		83-91	----	----	671083 9.99 E	----
KX 250	0250	Offroad		92-07	----	----	671082 9.99 E	143832 24.99 E
KX 250F	0250	Offroad		04-16	----	----	671094 9.99 E	143395 24.99 E
KLX 300A/KLX 300R	0300	Offroad		97-07	----	----	671080 9.99 E	----
KLX 450A/KLX 450R	0450	Offroad		08-09	----	----	671094 9.99 E	143395 24.99 E
KLX 450AA/KLX 450R (AUSTRALIAN)	0450	Offroad	123	12-13	----	----	671094 9.99 E	143395 24.99 E
KX 450F	0450	offroad		06-16	----	----	671094 9.99 E	143395 24.99 E
KX 500	0500	Offroad		83-04	----	----	671083 9.99 E	----

MOTION PRO DIRT BIKE THROTTLE SLEEVES CONTINUED

MODEL	CC	TYPE	FOOT NOTE	YEAR	FIXED END	OPEN END	POP OUT END	TITAN
KAWASAKI CONTINUED								
KL 600A/KLR 600	0600	Dual Sport		84	----	----	671092 9.99 E	----
KL 650E/KLR 650	0650	Dual Sport	139	08-15	----	----	671094 9.99 E	----
KLX 650A/650R	0650	Dual Sport		93-95	----	----	671080 9.99 E	----
KLX 650C/KLX 650R	0650	Dual Sport		93-96	----	----	671080 9.99 E	----
KLX 650D/650R	0650	Dual Sport		96	----	----	671080 9.99 E	----
KTM								
85 SX	0085	Offroad		04-12	----	----	671079 9.99 E	143831 24.99 E
105 SX	0105	Offroad		04	----	----	671079 9.99 E	143831 24.99 E
105 SX	0105	Offroad		06-11	----	----	671079 9.99 E	143831 24.99 E
105 XC	0105	Offroad		08-09	----	----	671079 9.99 E	143831 24.99 E
125 EXC	0125	Offroad		97	----	----	671081 9.99 E	----
125 EXC	0125	Offroad		98-03	----	----	671079 9.99 E	143831 24.99 E
125 EXC	0125	Offroad		05	----	----	671079 9.99 E	143831 24.99 E
125 SX	0125	Offroad		95-97	----	----	671081 9.99 E	----
125 SX	0125	Offroad		98-09	----	----	671079 9.99 E	143831 24.99 E
125 SX	0125	Offroad		11-15	----	----	671079 9.99 E	143831 24.99 E
144 SX	0144	Offroad		07-08	----	----	671079 9.99 E	143831 24.99 E
150 SX	0150	Offroad		09-14	----	----	671079 9.99 E	143831 24.99 E
150 SX	0150	Offroad		15	----	----	671079 9.99 E	----
150 XC	0150	Offroad		10-14	----	----	671079 9.99 E	143831 24.99 E
200 EXC	0200	Offroad		98-05	----	----	671079 9.99 E	143831 24.99 E
200 MXC	0200	Offroad		98-03	----	----	671079 9.99 E	143831 24.99 E
200 SX	0200	Offroad		03-04	----	----	671079 9.99 E	143831 24.99 E
200 XC	0200	Offroad		06-09	----	----	671079 9.99 E	143831 24.99 E
200 XCW	0200	Offroad		06-14	----	----	671079 9.99 E	143831 24.99 E
200 XCW	0200	Offroad		15-16	----	----	671079 9.99 E	----
250 EXC	0250	Offroad		97-05	----	----	671079 9.99 E	143831 24.99 E
250 EXCG RACING	0250	Offroad		02-05	----	----	671098 9.99 E	143396 24.99 E
250 FR FREERIDE 250 R	0250	Dual Sport		14	----	----	671079 9.99 E	143831 24.99 E
250 SX	0250	Offroad		95-96	----	----	671081 9.99 E	----
250 SX	0250	Offroad		97-11	----	----	671079 9.99 E	143831 24.99 E
250 SX	0250	Offroad		12	----	----	----	143831 24.99 E
250 SX	0250	Offroad		13-14	----	----	671079 9.99 E	143831 24.99 E
250 SX	0250	Offroad		15	----	----	671079 9.99 E	----
250 SXF	0250	Offroad		05-15	----	----	671098 9.99 E	143396 24.99 E
250 XC 2T E-START	0250	Offroad		06-14	----	----	671079 9.99 E	143831 24.99 E
250 XC 2T E-START	0250	Offroad		15	----	----	671079 9.99 E	----
250 XCF	0250	Offroad		07-09	----	----	671098 9.99 E	143396 24.99 E
250 XCF	0250	Offroad		11-15	----	----	671098 9.99 E	143396 24.99 E
250 XCFW	0250	Offroad		07-09	----	----	671098 9.99 E	143396 24.99 E
250 XCFW	0250	Offroad		12-15	----	----	671098 9.99 E	143396 24.99 E
250 XCFW CHAMPIONS EDITION	0250	Offroad		10	----	----	671098 9.99 E	143396 24.99 E
250 XCFW SIX DAYS	0250	Offroad		11	----	----	671098 9.99 E	143396 24.99 E
250 XCW	0250	Offroad		06-15	----	----	671079 9.99 E	143831 24.99 E
300 EXC	0300	Offroad		97-05	----	----	671079 9.99 E	143831 24.99 E
300 MXC	0300	Offroad		95-96	----	----	671081 9.99 E	----
300 MXC	0300	Offroad		97-05	----	----	671079 9.99 E	143831 24.99 E
300 XC	0300	Offroad		06-15	----	----	671079 9.99 E	143831 24.99 E
300 XCW	0300	Offroad		06-15	----	----	671079 9.99 E	143831 24.99 E
300 XCW SIX DAYS	0300	Offroad		14-15	----	----	671079 9.99 E	143831 24.99 E

- accessories
- body
- handlebar & grips
- cables & levers**
- exhaust
- engine
- fuel & intake
- electrical & ignition
- clutch
- drive
- bearings
- brakes
- steering & suspension
- tires
- tools & shop

MOTION PRO DIRT BIKE THROTTLE SLEEVES CONTINUED

MODEL	CC	TYPE	FOOT NOTE	YEAR	FIXED END	OPEN END	POP OUT END	TITAN
KTM CONTINUED								
350 EXCF	0350	Dual Sport		12-15	----	----	671098 9.99 E	143396 24.99 E
350 SXF FI	0350	Offroad		11-15	----	----	671098 9.99 E	143396 24.99 E
350 XCF	0350	Offroad		11-15	----	----	671098 9.99 E	143396 24.99 E
350 XCFW	0350	Offroad		12-16	----	----	671098 9.99 E	143396 24.99 E
350 XCFW SIX DAYS	0350	Offroad		15	----	----	671098 9.99 E	143396 24.99 E
360 EXC	0360	Offroad		97	----	----	671079 9.99 E	143831 24.99 E
360 MXC	0360	Offroad		96	----	----	671081 9.99 E	----
360 MXC	0360	Offroad		97	----	----	671079 9.99 E	143831 24.99 E
360 SX	0360	Offroad		96	----	----	671081 9.99 E	----
360 SX	0360	Offroad		97	----	----	671079 9.99 E	143831 24.99 E
380 EXC	0380	Offroad		98-02	----	----	671079 9.99 E	143831 24.99 E
380 MXC	0380	Offroad		98-01	----	----	671079 9.99 E	143831 24.99 E
380 SX	0380	Offroad		98-02	----	----	671079 9.99 E	143831 24.99 E
400 EXC	0400	Offroad		01-02	----	----	671098 9.99 E	143396 24.99 E
400 EXCG RACING	0400	Offroad		04-05	----	----	671098 9.99 E	143396 24.99 E
400 MXC	0400	Offroad		00-02	----	----	671098 9.99 E	143396 24.99 E
400 SX	0400	Offroad		00-02	----	----	671098 9.99 E	143396 24.99 E
400 XCW	0400	Offroad		07	----	----	671098 9.99 E	143396 24.99 E
400 XCW	0400	Offroad		10	----	----	671098 9.99 E	143396 24.99 E
450 EXCG RACING	0450	Offroad		03-06	----	----	671098 9.99 E	143396 24.99 E
450 EXCR 450 EXC RACING	0450	Offroad		08-11	----	----	671098 9.99 E	143396 24.99 E
450 MXCG	0450	Offroad		03-05	----	----	671098 9.99 E	143396 24.99 E
450 SXF	0450	Offroad		03-15	----	----	671098 9.99 E	143396 24.99 E
450 SXF FI FACTORY EDITION	0450	Offroad		13-14	----	----	671098 9.99 E	143396 24.99 E
450 XCF	0450	Offroad		06-09	----	----	671098 9.99 E	143396 24.99 E
450 XCF	0450	Offroad		13-15	----	----	671098 9.99 E	143396 24.99 E
450 XCFW CHAMPIONS EDITION	0450	Offroad		10	----	----	671098 9.99 E	143396 24.99 E
450 XCRW	0450	Offroad		08-09	----	----	671098 9.99 E	143396 24.99 E
450 XCW	0450	Offroad		07	----	----	671098 9.99 E	143396 24.99 E
450 XCW	0450	Offroad		12-15	----	----	671098 9.99 E	143396 24.99 E
450 XCW SIX DAYS	0450	Offroad		10-11	----	----	671098 9.99 E	143396 24.99 E
500 EXC	0500	Dual Sport		12-15	----	----	671098 9.99 E	143396 24.99 E
500 XCW	0500	Offroad		12-15	----	----	671098 9.99 E	143396 24.99 E
505 SXF	0505	Offroad		08-09	----	----	671098 9.99 E	143396 24.99 E
505 XCF	0505	Offroad		08-09	----	----	671098 9.99 E	143396 24.99 E
520 EXC	0520	Offroad		01-02	----	----	671098 9.99 E	143396 24.99 E
520 MXC	0520	Offroad		01-02	----	----	671098 9.99 E	143396 24.99 E
520 SX	0520	Offroad		01-02	----	----	671098 9.99 E	143396 24.99 E
525 EXC RACING	0525	Offroad		03-07	----	----	671098 9.99 E	143396 24.99 E
525 MXCG	0525	Offroad		03-05	----	----	671098 9.99 E	143396 24.99 E
525 SX	0525	Offroad		03-06	----	----	671098 9.99 E	143396 24.99 E
525 XCG	0525	Offroad		06-07	----	----	671098 9.99 E	143396 24.99 E
525 XCW	0525	Offroad		07	----	----	671098 9.99 E	143396 24.99 E
530 EXC	0530	Offroad		11	----	----	671098 9.99 E	143396 24.99 E
530 EXC CHAMPIONS EDITION	0530	Offroad		10	----	----	671098 9.99 E	143396 24.99 E
530 EXC RACING	0530	Offroad		08-09	----	----	671098 9.99 E	143396 24.99 E
530 XCRW	0530	Offroad		08	----	----	671098 9.99 E	143396 24.99 E
530 XCW SIX DAYS	0530	Offroad		10-11	----	----	671098 9.99 E	143396 24.99 E
690 ENDURO/ENDUROR	0690	Dual Sport		08-14	----	----	671098 9.99 E	143396 24.99 E

MOTION PRO DIRT BIKE THROTTLE SLEEVES CONTINUED

MODEL	CC	TYPE	FOOT NOTE	YEAR	FIXED END	OPEN END	POP OUT END	TITAN
SUZUKI								
RM 65	0065	Offroad		03-05	----	----	671092 9.99 E	----
RM 80	0080	Offroad		82-01	----	----	671086 9.99 E	----
RM 85	0085	Offroad		02-09	----	----	671086 9.99 E	----
RM 85L	0085	Offroad		06	----	----	671086 9.99 E	----
RM 100	0100	Offroad		03	----	----	671092 9.99 E	----
DRZ 110	0110	Offroad		03-05	----	----	671092 9.99 E	----
DRZ 125	0125	Offroad		03-09	----	----	671086 9.99 E	----
DRZ 125	0125	Offroad		12-13	----	----	671086 9.99 E	----
DRZ 125 (CAN)	0125	Offroad		10	----	----	671086 9.99 E	----
DRZ 125L	0125	Offroad		03-09	----	----	671086 9.99 E	----
DRZ 125L	0125	Offroad		12-13	----	----	671086 9.99 E	----
DRZ 125L (CAN)	0125	Offroad		10	----	----	671086 9.99 E	----
RM 125	0125	Offroad		82-86	----	----	671086 9.99 E	----
RM 125	0125	Offroad		87-94	----	----	671084 9.99 E	----
RM 125	0125	Offroad		95-07	----	----	671082 9.99 E	143832 24.99 E
PE 175	0175	Offroad		84	----	----	671084 9.99 E	----
DRZ 250	0250	Offroad		01-07	----	----	671093 9.99 E	----
RM 250	0250	Offroad		82-94	----	----	671084 9.99 E	----
RM 250	0250	Offroad		95-08	----	----	671082 9.99 E	143832 24.99 E
RMX 250	0250	Offroad		89-98	----	----	671084 9.99 E	----
RMZ 250	0250	Offroad		04-06	----	----	671094 9.99 E	143395 24.99 E
RMZ 250	0250	Offroad		07-16	----	----	----	143833 24.99 E
DR 350	0350	Offroad		98	----	----	671093 9.99 E	----
DR 350S	0350	Dual Sport		92-93	----	----	671093 9.99 E	----
DR 350SE	0350	Dual Sport		94-98	----	----	671093 9.99 E	----
DRZ 400E	0400	Offroad		00-07	----	----	671093 9.99 E	----
DRZ 400K	0400	Offroad		01-04	----	----	671093 9.99 E	----
DRZ 400S	0400	Dual Sport		00-09	----	----	671093 9.99 E	----
DRZ 400S	0400	Dual Sport		11-15	----	----	671093 9.99 E	----
DRZ 400Y	0400	Offroad		00	----	----	671093 9.99 E	----
RMX 450 ENDURO X-COUNTRY	0450	Offroad		10-11	----	----	671094 9.99 E	143395 24.99 E
RMZ 450	0450	Offroad		05-06	----	----	671094 9.99 E	143395 24.99 E
RMZ 450	0450	Offroad		07	----	----	----	143833 24.99 E
RMZ 450	0450	Offroad	117	07	----	----	671094 9.99 E	----
RMZ 450	0450	Offroad		08-16	----	----	671094 9.99 E	143395 24.99 E
RM 465	0465	Offroad		82	----	----	671084 9.99 E	----
RM 500	0500	Offroad		83-84	----	----	671084 9.99 E	----
SP 600	0600	Dual Sport		85	----	----	671086 9.99 E	----
DL 650 V-STROM	0650	Dual Sport		07-09	----	140725 9.99 E	----	----
DL 650A V-STROM ABS ADVENTURE	0650	Dual Sport		12	----	140725 9.99 E	----	----
DR 650SE	0650	Dual Sport		96-09	----	----	671093 9.99 E	----
DR 650SE	0650	Dual Sport		11-16	----	----	671093 9.99 E	----
YAMAHA								
YZ 80	0080	Offroad		83-01	----	----	671091 9.99 E	----
YZ 85	0085	Offroad		02-15	----	----	671091 9.99 E	----
YZ 100	0100	Offroad		83	----	----	671081 9.99 E	----

- accessories
- body
- handlebar & grips
- cables & levers**
- exhaust
- engine
- fuel & intake
- electrical & ignition
- clutch
- drive
- bearings
- brakes
- steering & suspension
- tires
- tools & shop

MOTION PRO DIRT BIKE THROTTLE SLEEVES CONTINUED

MODEL	CC	TYPE	FOOT NOTE	YEAR	FIXED END	OPEN END	POP OUT END	TITAN
YAMAHA CONTINUED								
YZ 125	0125	Offroad		96-15	----	----	671082 9.99 E	143832 24.99 E
TW 200	0200	Offroad		01-15	----	----	671094 9.99 E	143395 24.99 E
XT 225	0225	Dual Sport		01-07	----	----	671094 9.99 E	143395 24.99 E
WR 250	0250	Offroad		91-97	----	----	671081 9.99 E	----
WR 250F	0250	Offroad		01-09	----	----	671094 9.99 E	143395 24.99 E
WR 250F	0250	Offroad		11-13	----	----	671094 9.99 E	143395 24.99 E
WR 250F	0250	Offroad		15	----	----	----	143833 24.99 E
WR 250R DUAL SPORT	0250	Dual Sport		08-15	----	----	671094 9.99 E	143395 24.99 E
XT 250	0250	Dual Sport		08-15	----	----	671094 9.99 E	143395 24.99 E
YZ 250	0250	Offroad		83-95	----	----	671081 9.99 E	----
YZ 250	0250	Offroad		96-15	----	----	671082 9.99 E	143832 24.99 E
YZ 250F	0250	Offroad		01-11	----	----	671094 9.99 E	143395 24.99 E
YZ 250F	0250	Offroad		12-16	----	----	----	143833 24.99 E
YZ 250FX X-COUNTRY	0250	Offroad		15	----	----	----	143833 24.99 E
YZ 250WR	0250	Offroad		89-90	----	----	671081 9.99 E	----
WR 400F	0400	Offroad		98-00	----	----	671094 9.99 E	143395 24.99 E
YZ 400F	0400	Offroad		98-99	----	----	671094 9.99 E	143395 24.99 E
WR 426F	0426	Offroad		01-02	----	----	671094 9.99 E	143395 24.99 E
YZ 426F	0426	Offroad		00-02	----	----	671094 9.99 E	143395 24.99 E
WR 450F	0450	Offroad		03-09	----	----	671094 9.99 E	143395 24.99 E
WR 450F	0450	Offroad		11-15	----	----	671094 9.99 E	143395 24.99 E
YZ 450F	0450	Offroad		03-13	----	----	671094 9.99 E	143395 24.99 E
YZ 450F	0450	Offroad		14-15	----	----	----	143833 24.99 E
YZ 450F	0450	Offroad		16	----	----	671094 9.99 E	143395 24.99 E
YZ 490	0490	Offroad		83-90	----	----	671081 9.99 E	----
WR 500	0500	Offroad		92-93	----	----	671081 9.99 E	----

FOOT NOTES

112

Fits stock throttle housing. Use with accessory bar end mounted hand-guards requires drilling out end cap, which will void warranty. Can be used with open end MX hand guards without any modification.

117

01-0094 and 01-1170 reel diameter is 37mm. The OEM reel size for 2007-2012 RMZ 250 and 2007 RMZ450 is 40 mm, which will make the throttle a little slower and may require free length adjustment on the throttle cable to make sure the throttle can be fully opened.

123

Australian Model

139

01-0094 does not have anti grip rub flange. Recommend installing anti friction washer between grip and throttle housing. Washer readily available through your favorite local motorcycle store. May also purchase from Yamaha dealers. Yamaha OEM p/n : 3Y1-26249-00-00. 01-0094 length is 4 mm less than oem throttle tube.



REV2 THROTTLE KITS



How the Rev2™ Throttle Works

The Rev2™ throttle has several different size reels that will change how much twist is necessary for the throttle to completely open the carbs or throttle bodies on a motorcycle. The larger the reel is, the shorter the twist. Each reel size will shorten the twist by about 10 degrees. If your stock throttle has a 40mm reel and stock twist is 90 degrees (1/4 turn), the 45mm reel will reduce the twist to 80 degrees and the 50mm reel will reduce it to 70 degrees. The 35mm reel will increase the throttle twist to approximately 100 degrees. This is just an example; every model of motorcycle is different.

The included cam reel has a progressive profile that allows the throttle to act like a sensitive, long twist throttle during the initial small throttle openings for precise control and then acts like a more aggressive short twist throttle at large throttle openings, progressively shortening the amount of twist needed to reach full throttle.

The most advanced variable rate throttle in the world

- The 2nd generation of our innovative reel changing system lets you tailor the throttle rate to riding conditions and rider preference
 - New ultra compact housing with snap-together elbows make it easy to install and change reels
 - Sleek new design requires less handlebar space for lever clearance and throttle position
 - Use smaller reels for slower throttle rate and larger reels for faster throttle rate
 - Included cam reel provides progressive throttle response preferred by some riders
 - Unique reel design allows fast reel changes
 - Cable boot keeps dirt and dust out for reliable and smooth operation
 - Billet aluminum in-line cable adjusters for easy installation and adjustment
 - Lower section of cables use 5 mm housing with PTFE liner for reduced friction, increased routing flexibility and lighter weight
 - Upper section of cables use 6 mm housing to provide solid support of adjusters
 - Simple to install and maintain
 - Designed by Motion Pro
 - Patent pending
- Kits Include**
- Complete Rev2™ Throttle Assembly with throttle tube (MX/Off-road kits Include Titan™ Throttle Tube)
 - High quality Motion Pro black vinyl cables (specifically designed for your bike)
 - 5 interchangeable reels: 35, 40, 45, 50mm and cam reel (Street/Road: orange or MX/Off-Road: gray)
 - Set of Motion Pro Grips (Street/Road Race kit: RoadControl™ grips, MX/Off-road kit: DirtControl™ grips)
 - Rev2™ Throttle Equipped decal set
 - Printed color instructions

MODEL	CC	TYPE	CARB/TB	FOOT NOTE	YEAR	REV2 KIT		
HONDA								
CRF250R	0250	Offroad	Stock	142	04-09	682068	164.99	E
CRF250R	0250	Offroad	Stock	142	10-13	682069	164.99	E
CRF250R	0250	Offroad	Stock	142	14-15	682070	164.99	E
CRF250X	0250	Offroad	Stock	142	04-09	682068	164.99	E
CRF250X	0250	Offroad	Stock	142	12-13	682068	164.99	E
CRF450R	0450	Offroad	Stock	142	02-08	682068	164.99	E
CRF450R	0450	Offroad	Stock	142	09-15	682071	164.99	E
CRF450X	0450	Offroad	Stock	142	05-09	682068	164.99	E
CRF450X	0450	Offroad	Stock	142	12-13	682068	164.99	E
HUSABERG								
FE 250	0250	Offroad	Stock		13-14	682047	164.99	E
FE 250	0250	Offroad	Stock	145	13-14	682049	164.99	E
FE 350	0350	Offroad	Stock		13	682047	164.99	E
FE 350	0350	Offroad	Stock	145	13	682049	164.99	E
FE 450	0450	Offroad	Stock		05-08	682050	164.99	E
FE 450	0450	Offroad	Stock		14	682047	164.99	E
FE 450	0450	Offroad	Stock	145	14	682049	164.99	E
FE 501	0510	Offroad	Stock		13-14	682047	164.99	E
FE 501	0510	Offroad	Stock	145	13-14	682049	164.99	E
FE 550	0550	Offroad	Stock		05-08	682050	164.99	E
FE 650	0650	Dual Sport	Stock		05-08	682050	164.99	E

- accessories
- body
- handlebar & grips
- cables & levers**
- exhaust
- engine
- fuel & intake
- electrical & ignition
- clutch
- drive
- bearings
- brakes
- steering & suspension
- tires
- tools & shop

REV2 THROTTLE KITS CONTINUED

MODEL	CC	TYPE	CARB/TB	FOOT NOTE	YEAR	REV2 KIT			
HUSQVARNA									
FC 250	0250	Offroad	Stock		14-15	682047	164.99	E	
FC 250	0250	Offroad	Stock	145	14-15	682049	164.99	E	
FE 250	0250	Offroad	Stock		14-15	682047	164.99	E	
FE 250	0250	Offroad	Stock	145	14-15	682049	164.99	E	
FC 350	0350	Offroad	Stock		14-15	682047	164.99	E	
FC 350	0350	Offroad	Stock	145	14-15	682049	164.99	E	
FE 350	0350	Offroad	Stock		14-15	682047	164.99	E	
FE 350	0350	Offroad	Stock	145	14-15	682049	164.99	E	
TC 449	0449	Offroad	Stock	142	11-13	682093	164.99	E	
TXC 449	0449	Offroad	Stock	142	11-12	682093	164.99	E	
FC 450	0450	Offroad	Stock		15	682047	164.99	E	
FC 450	0450	Offroad	Stock	145	15	682049	164.99	E	
FE 450	0450	Offroad	Stock		14-15	682047	164.99	E	
FE 450	0450	Offroad	Stock	145	14-15	682049	164.99	E	
TXC 511	0477	Offroad	Stock	142	11-12	682093	164.99	E	
FE 501	0510	Offroad	Stock		14-15	682047	164.99	E	
FE 501	0510	Offroad	Stock	145	14-15	682049	164.99	E	
KAWASAKI									
KX 250F	0250	Offroad	Stock		06-10	682072	164.99	E	
KX 250F	0250	Offroad	Stock		11-12	682073	164.99	E	
KX 250F	0250	Offroad	Stock		13-16	682074	164.99	E	
KLX 450A	0450	Offroad	Stock		08-09	682072	164.99	E	
KLX 450AA (AUSTRALIAN)	0450	Offroad	Stock	123	12-13	682072	164.99	E	
KX 450F	0450	Offroad	Stock		06-08	682072	164.99	E	
KX 450F	0450	Offroad	Stock		09-11	682075	164.99	E	
KX 450F	0450	Offroad	Stock		12	682073	164.99	E	
KX 450F	0450	Offroad	Stock		13-15	682076	164.99	E	
KTM									
250 EXCG RACING	0250	Offroad	Stock		02-05	682050	164.99	E	
250 SXF	0250	Offroad	Stock		05-15	682047	164.99	E	
250 SXF	0250	Offroad	Stock	145	05-15	682049	164.99	E	
250 SXF	0250	Offroad	Stock		16	682091	164.99	E	
250 SXF	0250	Offroad	Stock	160	16	682092	164.99	E	
250 XCF	0250	Offroad	Stock		07-09	682047	164.99	E	
250 XCF	0250	Offroad	Stock	145	08-09	682049	164.99	E	
250 XCF	0250	Offroad	Stock		11-15	682047	164.99	E	
250 XCF	0250	Offroad	Stock	145	11-15	682049	164.99	E	
250 XCF	0250	Offroad	Stock		16	682091	164.99	E	
250 XCF	0250	Offroad	Stock	160	16	682092	164.99	E	
250 XCFW	0250	Offroad	Stock		07-09	682047	164.99	E	
250 XCFW	0250	Offroad	Stock	145	07-09	682049	164.99	E	
250 XCFW	0250	Offroad	Stock		12-15	682047	164.99	E	
250 XCFW	0250	Offroad	Stock	145	12-15	682049	164.99	E	
250 XCFW CHAMPIONS EDITION	0250	Offroad	Stock		10	682047	164.99	E	
250 XCFW CHAMPIONS EDITION	0250	Offroad	Stock	145	10	682049	164.99	E	
250 XCFW SIX DAYS	0250	Offroad	Stock		11	682047	164.99	E	
250 XCFW SIX DAYS	0250	Offroad	Stock	145	11	682049	164.99	E	
350 EXCF	0350	Dual Sport	Stock		12-15	682047	164.99	E	
350 EXCF	0350	Dual Sport	Stock	145	12-15	682049	164.99	E	

REV2 THROTTLE KITS CONTINUED

MODEL	CC	TYPE	CARB/TB	FOOT NOTE	YEAR	REV2 KIT		
KTM CONTINUED								
350 SXF FI	0350	Offroad	Stock		11-15	682047	164.99	E
351 SXF FI	0350	Offroad	Stock	145	11-15	682049	164.99	E
352 SXF FI	0350	Offroad	Stock		16	682091	164.99	E
353 SXF FI	0350	Offroad	Stock	160	16	682092	164.99	E
350 XCF	0350	Offroad	Stock		11-15	682047	164.99	E
350 XCF	0350	Offroad	Stock	145	11-15	682049	164.99	E
350 XCF	0350	Offroad	Stock		16	682091	164.99	E
350 XCF	0350	Offroad	Stock	160	16	682092	164.99	E
350 XCFW	0350	Offroad	Stock		12-16	682047	164.99	E
350 XCFW	0350	Offroad	Stock	145	12-16	682049	164.99	E
350 XCFW SIX DAYS	0350	Offroad	Stock		15	682047	164.99	E
350 XCFW SIX DAYS	0350	Offroad	Stock	145	15	682049	164.99	E
400 EXCG RACING	0400	Offroad	Stock		04-07	682050	164.99	E
400 XCW	0400	Offroad	Stock		09-10	682047	164.99	E
400 XCW	0400	Offroad	Stock	145	09-10	682049	164.99	E
450 EXCG RACING	0450	Offroad	Stock		03-06	682050	164.99	E
450 EXCR RACING	0450	Offroad	Stock		07	682050	164.99	E
450 EXCR RACING	0450	Offroad	Stock		08-11	682047	164.99	E
450 EXCR RACING	0450	Offroad	Stock	145	08-11	682049	164.99	E
450 MXCG	0450	Offroad	Stock		03-05	682050	164.99	E
450 SMC	0450	Offroad	Stock		04	682050	164.99	E
450 SXF	0450	Offroad	Stock		03-06	682050	164.99	E
450 SXF	0450	Offroad	Stock		07-15	682047	164.99	E
450 SXF	0450	Offroad	Stock	145	07-15	682049	164.99	E
450 SXF	0450	Offroad	Stock		16	682091	164.99	E
450 SXF	0450	Offroad	Stock	160	16	682092	164.99	E
450 SXF FI FACTORY EDITION	0450	Offroad	Stock	145	07	682049	164.99	E
450 SXF FI FACTORY EDITION	0450	Offroad	Stock		12-14	682047	164.99	E
450 SXF FI FACTORY EDITION	0450	Offroad	Stock	145	12-14	682049	164.99	E
450 XCF	0450	Offroad	Stock		06-07	682050	164.99	E
450 XCF	0450	Offroad	Stock		08-09	682047	164.99	E
450 XCF	0450	Offroad	Stock	145	08-09	682049	164.99	E
450 XCF	0450	Offroad	Stock		13-15	682047	164.99	E
450 XCF	0450	Offroad	Stock	145	13-15	682049	164.99	E
450 XCF	0450	Offroad	Stock		16	682091	164.99	E
450 XCF	0450	Offroad	Stock	160	16	682092	164.99	E
450 XCFW CHAMPIONS EDITION	0450	Offroad	Stock		10	682047	164.99	E
451 XCFW CHAMPIONS EDITION	0450	Offroad	Stock	145	10	682049	164.99	E
450 XCRW	0450	Offroad	Stock		08	682047	164.99	E
450 XCRW	0450	Offroad	Stock	145	08	682049	164.99	E
450 XCW	0450	Offroad	Stock		07-08	682050	164.99	E
450 XCW	0450	Offroad	Stock		09	682047	164.99	E
450 XCW	0450	Offroad	Stock	145	09	682049	164.99	E
450 XCW	0450	Offroad	Stock		12-15	682047	164.99	E
450 XCW	0450	Offroad	Stock	145	12-15	682049	164.99	E
450 XCW SIX DAYS	0450	Offroad	Stock		10-11	682047	164.99	E
451 XCW SIX DAYS	0450	Offroad	Stock	145	10-11	682049	164.99	E
500 EXC	0500	Dual Sport	Stock	145	12-14	682049	164.99	E
500 EXC	0500	Dual Sport	Stock		12-15	682047	164.99	E
500 XCW	0500	Offroad	Stock		12-15	682047	164.99	E

- accessories
- body
- handlebar & grips
- cables & levers**
- exhaust
- engine
- fuel & intake
- electrical & ignition
- clutch
- drive
- bearings
- brakes
- steering & suspension
- tires
- tools & shop

REV2 THROTTLE KITS CONTINUED

MODEL	CC	TYPE	CARB/TB	FOOT NOTE	YEAR	REV2 KIT
KTM CONTINUED						
500 XCW	0500	Offroad	Stock	145	12-15	682049 164.99 E
505 SXF	0505	Offroad	Stock		08-09	682047 164.99 E
505 SXF	0505	Offroad	Stock	145	08-09	682049 164.99 E
505 XCF	0505	Offroad	Stock		08-09	682047 164.99 E
505 XCF	0505	Offroad	Stock	145	08-09	682049 164.99 E
FE 501	0510	Offroad	Stock	145	15	682049 164.99 E
525 EXC RACING	0525	Offroad	Stock		03-07	682050 164.99 E
525 MXCG	0525	Offroad	Stock		03-05	682050 164.99 E
525 SX	0525	Offroad	Stock		03-06	682050 164.99 E
525 XC/ XCW	0525	Offroad	Stock		07	682050 164.99 E
530 EXC	0530	Offroad	Stock		09-11	682047 164.99 E
530 EXC	0530	Offroad	Stock	145	09-11	682049 164.99 E
530 EXC CHAMPIONS EDITION	0530	Offroad	Stock		10	682047 164.99 E
530 EXC CHAMPIONS EDITION	0530	Offroad	Stock	145	10	682049 164.99 E
530 EXCR RACING	0530	Offroad	Stock		08	682047 164.99 E
530 EXCR RACING	0530	Offroad	Stock	145	08	682049 164.99 E
530 XCRW	0530	Offroad	Stock		08	682047 164.99 E
530 XCRW	0530	Offroad	Stock	145	08	682049 164.99 E
530 XCW	0530	Offroad	Stock		09	682047 164.99 E
530 XCW	0530	Offroad	Stock	145	09	682049 164.99 E
530 XCW SIX DAYS	0530	Offroad	Stock		10-11	682047 164.99 E
530 XCW SIX DAYS	0530	Offroad	Stock	145	10-11	682049 164.99 E
625 SXC	0625	Offroad	Stock		03-04	682050 164.99 E
660 RFR (RALLY FACTORY REPLICA)	0660	Dual Sport	Stock		07	682050 164.99 E
690 RFR (RALLY FACTORY REPLICA)	0690	Dual Sport	Stock		08-09	682050 164.99 E
SUZUKI						
RMZ 250	0250	Offroad	Stock		08-16	682077 164.99 E
RMX 450 ENDURO X-COUNTRY	0450	Offroad	Stock		10-11	682077 164.99 E
RMZ 450	0450	Offroad	Stock		08-12	682077 164.99 E
RMZ 450	0450	Offroad	Stock		13-16	682078 164.99 E
YAMAHA						
WR 250F	0250	Offroad	Stock		03-09	682079 164.99 E
WR 250F	0250	Offroad	Stock		11-13	682079 164.99 E
WR 250F	0250	Offroad	Stock	142	15	682080 164.99 E
YZ 250F	0250	Offroad	Stock		03-13	682079 164.99 E
YZ 250F	0250	Offroad	Stock	142	14-16	682080 164.99 E
YZ 250FX X-COUNTRY	0250	Offroad	Stock	142	15	682080 164.99 E
WR 450F	0450	Offroad	Stock		03-09	682079 164.99 E
WR 450F	0450	Offroad	Stock		11	682079 164.99 E
YZ 450F	0450	Offroad	Stock		03-09	682079 164.99 E
YZ 450F	0450	Offroad	Stock		10-13	682081 164.99 E
YZ 450F	0450	Offroad	Stock	142	14-15	682082 164.99 E

FOOT NOTES

123

AUSTRALIAN MODEL

142

OFF ROAD REV2 THROTTLE KITS REQUIRE A MINIMUM OF 200 MM OF HANDLEBAR LENGTH IN ORDER TO PROVIDE SUFFICIENT CLEARANCE BETWEEN REV2 THROTTLE HOUSING AND HYDRAULIC BRAKE LEVER.

145

01-2765 REV2 THROTTLE KIT FEATURES THROTTLE CABLE SET 01-1270 THAT IS 3 INCHES LONGER THAN THROTTLE CABLE 01-1269 INCLUDED IN REV2 THROTTLE KIT 01-2764.

TWIST THROTTLE KITS

- Kit includes Motion Pro throttle and throttle cable to work with stock carb (includes carb cap if needed)
- Designed for ultimate throttle performance



CR PRO

Die-cast aluminum housing with black epoxy finish. Straight-pull assembly. Recommended for 34 mm or smaller straight-pull carburetors. 4 1/2 in. throttle tube with grip retaining ring.



VORTEX

Made from die-cast aluminum with a gray finish and gray rubber mud cover. OEM-style replacement similar to most late model two-stroke Japanese MX bikes.



TURBO

Polished die-cast aluminum housing. Opens 28-38 mm carburetors. Perfect ratio for off-road motorcycles or ATVs. Comes complete with cable adjuster and dust boot.

APPLICATION	CC	YEAR	CR PRO		VORTEX		TURBO		
KAWASAKI									
KX 125	0125	82-83	140360	45.97	G	---	140364	50.90	E
KX 125	0125	84	---	---	---	---	140364	50.90	E
KX 125	0125	85-87	140360	45.97	G	---	140364	50.90	E
KDX 175	0175	82	140360	45.97	G	---	140364	50.90	E
KDX 200	0200	83-87	140360	45.97	G	---	140364	50.90	E
KDX 250	0250	82-84	140360	45.97	G	---	140364	50.90	E
KX 250	0250	82	140360	45.97	G	---	140364	50.90	E
KDX 450	0450	82	140360	45.97	G	---	140364	50.90	E
KX 500	0500	83	140360	45.97	G	---	140364	50.90	E
KTM									
65 SX	0065	02-08	---	---	---	144240	72.95	E	---
65 SX	0065	09-13	---	---	---	143368	81.66	E	---
65 XC	0065	09	---	---	---	143368	81.66	E	---
85 SX / 85 SX	0085	04-10	---	---	---	140094	70.68	G	---
85 XC	0085	08	---	---	---	140094	70.68	G	---
105 SX	0105	04-11	---	---	---	140094	70.68	G	---
105 XC	0105	08-09	---	---	---	140094	70.68	G	---
125 EXC	0125	97-03	---	---	---	140094	70.68	G	---
125 MXC	0125	98	---	---	---	140094	70.68	G	---
125 MXC	0125	01	---	---	---	140094	70.68	G	---
125 SX	0125	97-09	---	---	---	140094	70.68	G	---
125 SX	0125	11-14	---	---	---	140094	70.68	G	---
144 SX	0144	07-08	---	---	---	140094	70.68	G	---
150 SX	0150	09-13	---	---	---	140094	70.68	G	---
150 XC	0150	10-14	---	---	---	140094	70.68	G	---
200 EXC	0200	97-05	---	---	---	140094	70.68	G	---
200 MXC	0200	98-04	---	---	---	140094	70.68	G	---
200 SX	0200	03-04	---	---	---	140094	70.68	G	---
200 XC	0200	06-08	---	---	---	140094	70.68	G	---
200 XCW	0200	06-14	---	---	---	140094	70.68	G	---
250 EXC	0250	97-05	---	---	---	140094	70.68	G	---
250 FR / FREERIDE 250 R (European only)	0250	14	---	---	---	140094	70.68	G	---
250 MXC	0250	98-01	---	---	---	140094	70.68	G	---
250 SX	0250	97-08	---	---	---	140094	70.68	G	---
250 SX	0250	10-14	---	---	---	140094	70.68	G	---
250 XC / 250 XC 2T E-Start	0250	06-09	---	---	---	140094	70.68	G	---
250 XC / 250 XC 2T E-Start	0250	11-14	---	---	---	140094	70.68	G	---
250 XCW	0250	06-14	---	---	---	140094	70.68	G	---
300 EXC	0300	97-05	---	---	---	140094	70.68	G	---
300 MXC	0300	97-05	---	---	---	140094	70.68	G	---
300 XC	0300	06-14	---	---	---	140094	70.68	G	---
300 XCW	0300	06-14	---	---	---	140094	70.68	G	---
300 XCWSD / 300 XC-W Six Days	0300	14	---	---	---	140094	70.68	G	---
360 EXC	0360	97	---	---	---	140094	70.68	G	---
360 MXC	0360	97	---	---	---	140094	70.68	G	---
360 SX	0360	97	---	---	---	140094	70.68	G	---
380 EXC	0380	98-02	---	---	---	140094	70.68	G	---
380 MXC	0380	98-02	---	---	---	140094	70.68	G	---
380 SX	0380	98-02	---	---	---	140094	70.68	G	---
SUZUKI									
RM 125	0125	82-93	---	---	---	---	140372	51.52	E
RM 250	0250	88-92	---	---	---	---	140372	51.52	E
RMX 250	0250	89-92	---	---	---	---	140372	51.52	E
YAMAHA									
IT 125	0125	80-81	---	---	---	---	140378	53.44	E
YZ 125	0125	78-85	---	---	---	---	140378	53.44	E
YZ 125	0125	87-88	---	---	---	---	140378	53.44	E
IT 175	0175	77-83	---	---	---	---	140378	53.44	E
IT 200	0200	84-86	---	---	---	---	140378	53.44	E
WR 200	0200	92	140360	45.97	G	---	140364	50.90	E
IT 250	0250	77-83	---	---	---	---	140378	53.44	E
WR 250	0250	92-96	---	---	---	---	140378	53.44	E
YZ 250	0250	76-78	---	---	---	---	140378	53.44	E
YZ 250	0250	80-88	---	---	---	---	140378	53.44	E
IT 400	0400	76-79	---	---	---	---	140378	53.44	E
IT 425	0425	80	---	---	---	---	140378	53.44	E
IT 465	0465	81-82	---	---	---	---	140378	53.44	E
IT 490	0490	82-83	---	---	---	---	140378	53.44	E
YZ 490	0490	84-90	140360	45.97	G	---	140364	50.90	E
WR 500	0500	92-93	---	---	---	---	140378	53.44	E

- accessories
- body
- handlebar & grips
- cables & levers**
- exhaust
- engine
- fuel & intake
- electrical & ignition
- clutch
- drive
- bearings
- brakes
- steering & suspension
- tires
- tools & shop



REVOLVER VARIABLE RATE THROTTLE KIT



Innovative reel changing system allows you to tailor your throttle rate to riding conditions and rider preference

- Kit includes four reel sizes: 35 mm, 40 mm, 45 mm, and 50 mm
- Use smaller reels for slower throttle rate and larger reels for faster throttle rate
- Unique reel design allows fast reel changes without having to readjust cables
- Cable boot keeps dirt and dust out for reliable, smooth operation
- Billet aluminum inline cable adjusters for easy installation and adjustment
- Removable setscrew in throttle housing allows for installation on drilled or undrilled handlebars
- Kit includes complete Revolver Throttle assembly and high-quality Motion Pro black vinyl cables specifically designed for your bike.
- Sportbike kits include Motion Pro RoadControl grips and Off-Road kits include Motion Pro DirtControl grips.
- Simple to install and maintain
- Designed by Motion Pro
- Patent pending

APPLICATION	CC	TYPE	CARB/TB	YEAR	FN	PART #		
BETA								
350 RR / RR 350 ENDURO	0350	Offroad	Stock	12-14		144241	154.99	G
400 RR / RR 400 ENDURO	0400	Offroad	Stock	11-14		144241	154.99	G
450 RR / RR 450 ENDURO	0450	Offroad	Stock	11-14		144241	154.99	G
498 RR	0498	Offroad	Stock	12-14		144241	154.99	G
520 RR / RR 520 ENDURO	0498	Offroad	Stock	11		144241	154.99	G
BMW								
G450X / 450 SPORT ENDURO FI	0450	Offroad	Stock	09-10		143365	154.99	J
HONDA								
CRF250R	0250	Offroad	Stock	04-09	096	140135	154.99	H
CRF250R	0250	Offroad	Stock	10-13	096	143364	154.99	J
CRF250X	0250	Offroad	Stock	04-09	096	140135	154.99	H
CRF250X	0250	Offroad	Stock	12-13	096	140135	154.99	H
CRF450R	0450	Offroad	Stock	02-08	096	140135	154.99	H
CRF450R	0450	Offroad	Stock	09-14	096	140172	154.99	H
CRF450X	0450	Offroad	Stock	05-09	096	140135	154.99	H
CRF450X	0450	Offroad	Stock	12-13	096	140135	154.99	H
HUSABURG								
FE 570S / FE 570S STREET LEGAL FI	0570	Dual Sport	Stock	11		143360	154.99	J
FE 650	0650	Dual Sport	Stock	05-08		140141	154.99	H
FE 250	0250	Offroad	Stock	13		144115	154.99	G
FE 250	0250	Offroad	Stock	13	132	144118	154.99	G
FE 350	0350	Offroad	Stock	13		144115	154.99	G
FE 350	0350	Offroad	Stock	13	132	144118	154.99	G
FE 390	0390	Offroad	Stock	10-11		143360	154.99	J
FE 450	0450	Offroad	Stock	05-08		140141	154.99	H
FE 450	0450	Offroad	Stock	09-11		143360	154.99	J
FX 450	0450	Offroad	Stock	10-11		143360	154.99	J
FE 501	0501	Offroad	Stock	13		144115	154.99	G
FE 501	0501	Offroad	Stock	13	132	144118	154.99	G
FE 550	0550	Offroad	Stock	05-08		140141	154.99	H
FE 570	0570	Offroad	Stock	09-10		143360	154.99	J
HUSQUVARNA								
TE 450	0450	Dual Sport	Stock	06-07		140174	154.99	H
TE 610	0610	Dual Sport	Stock	06-08		140174	154.99	H
TC 250	0250	Offroad	Stock	08-10		140174	154.99	H
TXC 250 / TXC 250R	0250	Offroad	Stock	08-09		140174	154.99	H

REVOLVER VARIABLE RATE THROTTLE KITS CONTINUED

APPLICATION	CC	TYPE	CARB/TB	YEAR	FN	PART #		
HUSQVARNA CONTINUED								
TC 449	0449	Offroad	Stock	11-13	096	144247	154.99	G
TXC 449	0449	Offroad	Stock	11-12	096	144247	154.99	G
TC 450	0450	Offroad	Stock	06-10		140174	154.99	H
TXC 450	0450	Offroad	Stock	08-10		140174	154.99	H
TXC 511	0477	Offroad	Stock	11-12	096	144247	154.99	G
TC 510	0510	Offroad	Stock	08-10		140174	154.99	H
TXC 510	0510	Offroad	Stock	08-10		140174	154.99	H
KAWASAKI								
KX 250F	0250	Offroad	Stock	05		140159	154.99	H
KX 250F	0250	Offroad	Stock	11-12		144244	154.99	G
KX 250F	0250	Offroad	Stock	13-15		144113	154.99	G
KX 450F	0450	Offroad	Stock	09-11		140173	154.99	H
KX 450F	0450	Offroad	Stock	12		144244	154.99	G
KX 450F	0450	Offroad	Stock	13-15		144114	154.99	G
KTM								
350 EXCF	0350	Dual Sport	Stock	12		140140	154.99	H
350 EXCF	0350	Dual Sport	Stock	12	105	144241	154.99	G
350 EXCF	0350	Dual Sport	Stock	13-14		144115	154.99	G
350 EXCF	0350	Dual Sport	Stock	13-14	132	144118	154.99	G
500 EXC	0500	Dual Sport	Stock	12		140140	154.99	H
500 EXC	0500	Dual Sport	Stock	12	105	144241	154.99	G
500 EXC	0500	Dual Sport	Stock	13-14		144115	154.99	G
500 EXC	0500	Dual Sport	Stock	13-14	132	144118	154.99	G
660 RFR / 660 RALLY FACTORY REPLICA (RFR)	0660	Dual Sport	Stock	07		140141	154.99	H
690 RFR / 690 RALLY FACTORY REPLICA (RFR)	0690	Dual Sport	Stock	08-09		140141	154.99	H
950 ADVENTURE / ADVENTURE	0950	Dual Sport	Std	04-06	108	144246	154.99	G
950 SUPER ENDUROR / SUPER ENDUROR	0950	Dual Sport	Std	07-09	108	144246	154.99	G
990 ADVENTURE / ADVENTURE	0990	Dual Sport	Std	07-09	108	144246	154.99	G
990 ADVENTURE R / ADVENTURE R	0990	Dual Sport	Std	09-11	108	144246	154.99	G
250 EXCG / 250 EXC RACING	0250	Offroad	Stock	02-05		140141	154.99	H
250 SXF	0250	Offroad	Stock	05-12		140140	154.99	H
250 SXF	0250	Offroad	Stock	05-12	105	144241	154.99	G
250 SXF	0250	Offroad	Stock	13		144115	154.99	G
250 SXF	0250	Offroad	Stock	13	132	144118	154.99	G
250 XCF	0250	Offroad	Stock	07-09		140140	154.99	H
250 XCF	0250	Offroad	Stock	07-09	105	144241	154.99	G
250 XCF	0250	Offroad	Stock	11-12		140140	154.99	H
250 XCF	0250	Offroad	Stock	11-12	105	144241	154.99	G
250 XCF	0250	Offroad	Stock	13	132	144118	154.99	G
250 XCF	0250	Offroad	Stock	13-14		144115	154.99	G
250 XCFW	0250	Offroad	Stock	07-09		140140	154.99	H
250 XCFW	0250	Offroad	Stock	07-09	105	144241	154.99	G
250 XCFW	0250	Offroad	Stock	12		140140	154.99	H
250 XCFW	0250	Offroad	Stock	12	105	144241	154.99	G
250 XCFW	0250	Offroad	Stock	13-14		144115	154.99	G
250 XCFW	0250	Offroad	Stock	13-14	132	144118	154.99	G
250 XCFWCE / 250 XCFW CHAMPIONS EDITION	0250	Offroad	Stock	10		140140	154.99	H
250 XCFWCE / 250 XCFW CHAMPIONS EDITION	0250	Offroad	Stock	10	105	144241	154.99	G
250 XCFWSD / 250 XCFW SIX DAYS	0250	Offroad	Stock	11		140140	154.99	H

- accessories
- body
- handlebar & grips
- cables & levers**
- exhaust
- engine
- fuel & intake
- electrical & ignition
- clutch
- drive
- bearings
- brakes
- steering & suspension
- tires
- tools & shop

CABLES & LEVERS

REVOLVER VARIABLE RATE THROTTLE KITS CONTINUED

APPLICATION	CC	TYPE	CARB/TB	YEAR	FN	PART #			
KTM CONTINUED									
250 XCFWSD / 250 XCFW SIX DAYS	0250	Offroad	Stock	11	105	144241	154.99	G	
350 SXF / 350 SXF FI	0350	Offroad	Stock	11-12		140140	154.99	H	
350 SXF / 350 SXF FI	0350	Offroad	Stock	11-12	105	144241	154.99	G	
350 SXF / 350 SXF FI	0350	Offroad	Stock	13-14		144115	154.99	G	
350 SXF / 350 SXF FI	0350	Offroad	Stock	13-14	132	144118	154.99	G	
350 XCF / 350 XCF FI	0350	Offroad	Stock	11-12		140140	154.99	H	
350 XCF / 350 XCF FI	0350	Offroad	Stock	11-12	105	144241	154.99	G	
350 XCF / 350 XCF FI	0350	Offroad	Stock	13		144115	154.99	G	
350 XCF / 350 XCF FI	0350	Offroad	Stock	13	132	144118	154.99	G	
350 XCFW	0350	Offroad	Stock	12		140140	154.99	H	
350 XCFW	0350	Offroad	Stock	12	105	144241	154.99	G	
350 XCFW	0350	Offroad	Stock	13-14		144115	154.99	G	
350 XCFW	0350	Offroad	Stock	13-14	132	144118	154.99	G	
400 EXCG / 400 EXC RACING	0400	Offroad	Stock	04-07		140141	154.99	H	
400 XCW	0400	Offroad	Stock	09-10		140140	154.99	H	
400 XCW	0400	Offroad	Stock	09-10	105	144241	154.99	G	
450 EXCG / 450 EXC RACING	0450	Offroad	Stock	03-06		140141	154.99	H	
450 EXCR / 450 EXC RACING	0450	Offroad	Stock	07		140141	154.99	H	
450 EXCR / 450 EXC RACING	0450	Offroad	Stock	08-11		140140	154.99	H	
450 EXCR / 450 EXC RACING	0450	Offroad	Stock	08-11	105	144241	154.99	G	
450 MXCG	0450	Offroad	Stock	03-05		140141	154.99	H	
450 SMC	0450	Offroad	Stock	04		140141	154.99	H	
450 SXF	0450	Offroad	Stock	03-06		140141	154.99	H	
450 SXF	0450	Offroad	Stock	07-12		140140	154.99	H	
450 SXF	0450	Offroad	Stock	07-12	105	144241	154.99	G	
450 SXF	0450	Offroad	Stock	13-14		144115	154.99	G	
450 SXF	0450	Offroad	Stock	13-14	132	144118	154.99	G	
450 SXFFE / 450 SXF FI FACTORY EDITION	0450	Offroad	Stock	12-14		144115	154.99	G	
450 SXFFE / 450 SXF FI FACTORY EDITION	0450	Offroad	Stock	12-14	132	144118	154.99	G	
450 XCFWCE / 450 XCFW CHAMPIONS EDITION	0450	Offroad	Stock	10		140140	154.99	H	
450 XCFWCE / 450 XCFW CHAMPIONS EDITION	0450	Offroad	Stock	10	105	144241	154.99	G	
450 XCRW	0450	Offroad	Stock	08		140140	154.99	H	
450 XCRW	0450	Offroad	Stock	08	105	144241	154.99	G	
450 XCW	0450	Offroad	Stock	07		140141	154.99	H	
450 XCW	0450	Offroad	Stock	09		140140	154.99	H	
450 XCW	0450	Offroad	Stock	09	105	144241	154.99	G	
450 XCW	0450	Offroad	Stock	12		140140	154.99	H	
450 XCW	0450	Offroad	Stock	12	105	144241	154.99	G	
450 XCW	0450	Offroad	Stock	13-14		144115	154.99	G	
450 XCW	0450	Offroad	Stock	13-14	132	144118	154.99	G	
450 XCWSD / 450 XCW SIX DAYS	0450	Offroad	Stock	10-11		140140	154.99	H	
450 XCWSD / 450 XCW SIX DAYS	0450	Offroad	Stock	10-11	105	144241	154.99	G	
500 XCW	0500	Offroad	Stock	12		140140	154.99	H	
500 XCW	0500	Offroad	Stock	12	105	144241	154.99	G	
500 XCW	0500	Offroad	Stock	13-14		144115	154.99	G	
500 XCW	0500	Offroad	Stock	13-14	132	144118	154.99	G	
505 SXF	0505	Offroad	Stock	08-09		140140	154.99	H	
505 SXF	0505	Offroad	Stock	08-09	105	144241	154.99	G	
505 XCF	0505	Offroad	Stock	08-09		140140	154.99	H	
505 XCF	0505	Offroad	Stock	08-09	105	144241	154.99	G	
525 EXC / 525 EXC RACING	0525	Offroad	Stock	03		140141	154.99	H	
525 EXCG / 525 EXC RACING	0525	Offroad	Stock	04-07		140141	154.99	H	
525 MXCG	0525	Offroad	Stock	03-05		140141	154.99	H	
525 SX	0525	Offroad	Stock	03-06		140141	154.99	H	

REVOLVER VARIABLE RATE THROTTLE KITS CONTINUED

APPLICATION	CC	TYPE	CARB/TB	YEAR	FN	PART#		
KTM CONTINUED								
525 XC	0525	Offroad	Stock	07		140141	154.99	H
525 XCW	0525	Offroad	Stock	07		140141	154.99	H
530 EXC	0530	Offroad	Stock	09-11		140140	154.99	H
530 EXC	0530	Offroad	Stock	09-11	105	144241	154.99	G
530 EXCCE / 530 EXC CHAMPIONS EDITION	0530	Offroad	Stock	10		140140	154.99	H
530 EXCCE / 530 EXC CHAMPIONS EDITION	0530	Offroad	Stock	10	105	144241	154.99	G
530 EXCR / 530 EXC RACING	0530	Offroad	Stock	08		140140	154.99	H
530 EXCR / 530 EXC RACING	0530	Offroad	Stock	08	105	144241	154.99	G
530 XCRW	0530	Offroad	Stock	08		140140	154.99	H
530 XCRW	0530	Offroad	Stock	08	105	144241	154.99	G
530 XCW	0530	Offroad	Stock	09		140140	154.99	H
530 XCW	0530	Offroad	Stock	09	105	144241	154.99	G
530 XCWSD / 530 XCW SIX DAYS	0530	Offroad	Stock	10-11		140140	154.99	H
530 XCWSD / 530 XCW SIX DAYS	0530	Offroad	Stock	10-11	105	144241	154.99	G
625 SXC	0625	Offroad	Stock	03-04		140141	154.99	H
SUZUKI								
RMZ 250	0250	Offroad	Stock	04		140136	154.99	H
RMZ 250	0250	Offroad	Stock	05-06		140159	154.99	H
RMZ 250	0250	Offroad	Stock	07		140137	154.99	H
RMZ 450	0450	Offroad	Stock	05-06		140136	154.99	H
RMZ 450	0450	Offroad	Stock	07		140137	154.99	H
RMZ 450	0450	Offroad	Stock	13-14		144255	154.99	G
YAMAHA								
WR 250R / WR 250R DUAL SPORT	0250	Dual Sport	Stock	08-14		140177	154.99	H
YZ 450F	0450	Offroad	Stock	10-13		143361	154.99	J

FOOT NOTES

132

01-2714 Revolver throttle kit features throttle cable set 01-1208 that is 3 inches longer than throttle cable 01-1205 included in Revolver throttle kit 01-2711.

123

Australian Model

108

Revolver Kits have cables specifically designed for fitment on specific models, but the Revolver throttle itself is not model specific. Therefore, in some situations, the Revolver kit may not be a direct bolt on installation due to space limitations on the stock handlebar. In some installations, it may be necessary to move other control components on the stock handlebar, shorten the Revolver throttle tube and grip, install longer after market handlebars, or possibly all of the above. It is up to the end user to determine the best method for fitment on their motorcycle, and ensure that the Revolver kit is installed properly and with the correct clearances for safe operation. Installation should be done by a qualified mechanic and carefully checked for proper function. Warning: Improper installation could result in great bodily injury or death.

105

01-2679 Revolver throttle kit features throttle cable set 01-1181 that is 3 inches longer than throttle cable 01-1106 included in Revolver throttle kit 01-2619

096

Off road revolver throttle kits require a minimum of 200 mm of handlebar length in order to provide sufficient clearance between Revolver throttle housing and hydraulic brake lever

- accessories
- body
- handlebar & grips
- cables & levers**
- exhaust
- engine
- fuel & intake
- electrical & ignition
- clutch
- drive
- bearings
- brakes
- steering & suspension
- tires
- tools & shop

CABLES & LEVERS

- accessories
- body
- handlebar & grips
- cables & levers**
- exhaust
- engine
- fuel & intake
- electrical & ignition
- clutch
- drive
- bearings
- brakes
- steering & suspension
- tires
- tools & shop



REVOLVER THROTTLE CABLES

- Fits Revolver VR Throttle assembly
- Billet aluminum adjusters
- PE liner for smoothness and durability
- Perfect fit for each application



APPLICATION	CC	TYPE	CARB/TB	FN	YEAR	PART #		
HONDA								
CRF250R	0250	Offroad	Stock	088	04-09	140770	79.99	H
CRF250R	0250	Offroad	Stock	088	10-13	143385	79.99	H
CRF250X	0250	Offroad	Stock	088	04-09	140770	79.99	H
CRF250X	0250	Offroad	Stock	088	12-13	140770	79.99	H
CRF450R	0450	Offroad	Stock	088	02-08	140770	79.99	H
CRF450R	0450	Offroad	Stock	088	09-14	140809	79.99	H
CRF450X	0450	Offroad	Stock	088	05-09	140770	79.99	H
CRF450X	0450	Offroad	Stock	088	12-13	140770	79.99	H
KAWASAKI								
KX 250F	0250	Offroad	Stock	088	05	140778	79.99	H
KX 250F	0250	Offroad	Stock	088	11-12	144218	79.99	H
KX 250F	0250	Offroad	Stock	088	13-15	144229	79.99	H
KX 450F	0450	Offroad	Stock	088	09-11	140810	79.99	H
KX 450F	0450	Offroad	Stock	088	12	144218	79.99	H
KX 450F	0450	Offroad	Stock	088	13-15	144230	79.99	H
KTM								
350 EXCF	0350	Dual Sport	Stock	088	12	140775	79.99	H
350 EXCF	0350	Dual Sport	Stock	104	12	144215	79.99	H
350 EXCF	0350	Dual Sport	Stock	088	13-14	144231	79.99	H
350 EXCF	0350	Dual Sport	Stock	133	13-14	144232	79.99	H
500 EXC	0500	Dual Sport	Stock	088	12	140775	79.99	H
500 EXC	0500	Dual Sport	Stock	104	12	144215	79.99	H
500 EXC	0500	Dual Sport	Stock	088	13-14	144231	79.99	H
500 EXC	0500	Dual Sport	Stock	133	13-14	144232	79.99	H
660 RFR / 660 RALLY FACTORY REPLICA (RFR)	0660	Dual Sport	Stock	088	07	140776	79.99	H
690 RFR / 690 RALLY FACTORY REPLICA (RFR)	0690	Dual Sport	Stock	088	08-09	140776	79.99	H
950 ADVENTURE / ADVENTURE	0950	Dual Sport	Stock	088	04-06	144221	79.99	H
950 SUPER ENDUROR / SUPER ENDUROR	0950	Dual Sport	Stock	088	07-09	144221	79.99	H
990 ADVENTURE / ADVENTURE	0990	Dual Sport	Stock	088	07-09	144221	79.99	H
990 ADVENTURE R / ADVENTURE R	0990	Dual Sport	Stock	088	09-11	144221	79.99	H
250 EXCG / 250 EXC RACING	0250	Offroad	Stock	088	02-05	140776	79.99	H
250 SXF	0250	Offroad	Stock	088	05-12	140775	79.99	H
250 SXF	0250	Offroad	Stock	104	05-12	144215	79.99	H
250 SXF	0250	Offroad	Stock	088	13	144231	79.99	H
250 SXF	0250	Offroad	Stock	133	13	144232	79.99	H
250 XCF	0250	Offroad	Stock	088	07-09	140775	79.99	H
250 XCF	0250	Offroad	Stock	104	07-09	144215	79.99	H
250 XCF	0250	Offroad	Stock	088	11-12	140775	79.99	H
250 XCF	0250	Offroad	Stock	104	11-12	144215	79.99	H
250 XCF	0250	Offroad	Stock	088	13	144231	79.99	H

REVOLVER THROTTLE CABLES CONTINUED

APPLICATION	CC	TYPE	CARB/TB	FN	YEAR	PART #		
KTM CONTINUED								
250 XCF	0250	Offroad	Stock	133	13	144232	79.99	H
250 XCFW	0250	Offroad	Stock	088	07-09	140775	79.99	H
250 XCFW	0250	Offroad	Stock	104	07-09	144215	79.99	H
250 XCFW	0250	Offroad	Stock	088	12	140775	79.99	H
250 XCFW	0250	Offroad	Stock	104	12	144215	79.99	H
250 XCFW	0250	Offroad	Stock	088	13-14	144231	79.99	H
250 XCFW	0250	Offroad	Stock	133	13-14	144232	79.99	H
250 XCFWCE / 250 XCFW CHAMPIONS EDITION	0250	Offroad	Stock	088	10	140775	79.99	H
250 XCFWCE / 250 XCFW CHAMPIONS EDITION	0250	Offroad	Stock	104	10	144215	79.99	H
250 XCFWSD / 250 XCFW SIX DAYS	0250	Offroad	Stock	088	11	140775	79.99	H
250 XCFWSD / 250 XCFW SIX DAYS	0250	Offroad	Stock	104	11	144215	79.99	H
350 SXF / 350 SXF FI	0350	Offroad	Stock	088	11-12	140775	79.99	H
350 SXF / 350 SXF FI	0350	Offroad	Stock	104	11-12	144215	79.99	H
350 SXF / 350 SXF FI	0350	Offroad	Stock	088	13-14	144231	79.99	H
350 SXF / 350 SXF FI	0350	Offroad	Stock	133	13-14	144232	79.99	H
350 XCF / 350 XCF FI	0350	Offroad	Stock	088	11-12	140775	79.99	H
350 XCF / 350 XCF FI	0350	Offroad	Stock	104	11-12	144215	79.99	H
350 XCF / 350 XCF FI	0350	Offroad	Stock	088	13	144231	79.99	H
350 XCF / 350 XCF FI	0350	Offroad	Stock	133	13	144232	79.99	H
350 XCFW	0350	Offroad	Stock	088	12	140775	79.99	H
350 XCFW	0350	Offroad	Stock	104	12	144215	79.99	H
350 XCFW	0350	Offroad	Stock	088	13-14	144231	79.99	H
350 XCFW	0350	Offroad	Stock	133	13-14	144232	79.99	H
400 EXCG / 400 EXC RACING	0400	Offroad	Stock	088	04-07	140776	79.99	H
400 XCW	0400	Offroad	Stock	088	09-10	140775	79.99	H
400 XCW	0400	Offroad	Stock	104	09-10	144215	79.99	H
450 EXCG / 450 EXC RACING	0450	Offroad	Stock	088	03-06	140776	79.99	H
450 EXCR / 450 EXC RACING	0450	Offroad	Stock	088	07	140776	79.99	H
450 EXCR / 450 EXC RACING	0450	Offroad	Stock	088	08-11	140775	79.99	H
450 EXCR / 450 EXC RACING	0450	Offroad	Stock	104	08-11	144215	79.99	H
450 MXCG	0450	Offroad	Stock	088	03-05	140776	79.99	H
450 SMC	0450	Offroad	Stock	088	04	140776	79.99	H
450 SXF	0450	Offroad	Stock	088	03-06	140776	79.99	H
450 SXF	0450	Offroad	Stock	088	07-12	140775	79.99	H
450 SXF	0450	Offroad	Stock	104	07-12	144215	79.99	H
450 SXF	0450	Offroad	Stock	088	13-14	144231	79.99	H
450 SXF	0450	Offroad	Stock	133	13-14	144232	79.99	H
450 SXFFE / 450 SXF FI FACTORY EDITION	0450	Offroad	Stock	088	12-14	144231	79.99	H
450 SXFFE / 450 SXF FI FACTORY EDITION	0450	Offroad	Stock	133	12-14	144232	79.99	H
450 XCFWCE / 450 XCFW CHAMPIONS EDITION	0450	Offroad	Stock	088	10	140775	79.99	H
450 XCFWCE / 450 XCFW CHAMPIONS EDITION	0450	Offroad	Stock	104	10	144215	79.99	H
450 XCRW	0450	Offroad	Stock	088	08	140775	79.99	H
450 XCRW	0450	Offroad	Stock	104	08	144215	79.99	H
450 XCW	0450	Offroad	Stock	088	07	140776	79.99	H
450 XCW	0450	Offroad	Stock	088	09	140775	79.99	H
450 XCW	0450	Offroad	Stock	104	09	144215	79.99	H
450 XCW	0450	Offroad	Stock	088	12	140775	79.99	H
450 XCW	0450	Offroad	Stock	104	12	144215	79.99	H
450 XCW	0450	Offroad	Stock	088	13-14	144231	79.99	H
450 XCW	0450	Offroad	Stock	133	13-14	144232	79.99	H
450 XCWSD / 450 XCW SIX DAYS	0450	Offroad	Stock	088	10-11	140775	79.99	H
450 XCWSD / 450 XCW SIX DAYS	0450	Offroad	Stock	104	10-11	144215	79.99	H
500 XCW	0500	Offroad	Stock	088	12	140775	79.99	H
500 XCW	0500	Offroad	Stock	104	12	144215	79.99	H
500 XCW	0500	Offroad	Stock	088	13-14	144231	79.99	H
500 XCW	0500	Offroad	Stock	133	13-14	144232	79.99	H

- accessories
- body
- handlebar & grips
- cables & levers**
- exhaust
- engine
- fuel & intake
- electrical & ignition
- clutch
- drive
- bearings
- brakes
- steering & suspension
- tires
- tools & shop

REVOLVER THROTTLE CABLES CONTINUED

APPLICATION	CC	TYPE	CARB/TB	FN	YEAR	PART #		
KTM CONTINUED								
505 SXF	0505	Offroad	Stock	088	08-09	140775	79.99	H
505 SXF	0505	Offroad	Stock	104	08-09	144215	79.99	H
505 XCF	0505	Offroad	Stock	088	08-09	140775	79.99	H
505 XCF	0505	Offroad	Stock	104	08-09	144215	79.99	H
525 EXC / 525 EXC RACING	0525	Offroad	Stock	088	03	140776	79.99	H
525 EXCG / 525 EXC RACING	0525	Offroad	Stock	088	04-07	140776	79.99	H
525 MXCG	0525	Offroad	Stock	088	03-05	140776	79.99	H
525 SX	0525	Offroad	Stock	088	03-06	140776	79.99	H
525 XC	0525	Offroad	Stock	088	07	140776	79.99	H
525 XCW	0525	Offroad	Stock	088	07	140776	79.99	H
530 EXC	0530	Offroad	Stock	088	09-11	140775	79.99	H
530 EXC	0530	Offroad	Stock	104	09-11	144215	79.99	H
530 EXCCE / 530 EXC CHAMPIONS EDITION	0530	Offroad	Stock	088	10	140775	79.99	H
530 EXCCE / 530 EXC CHAMPIONS EDITION	0530	Offroad	Stock	104	10	144215	79.99	H
530 EXCR / 530 EXC RACING	0530	Offroad	Stock	088	08	140775	79.99	H
530 EXCR / 530 EXC RACING	0530	Offroad	Stock	104	08	144215	79.99	H
530 XCRW	0530	Offroad	Stock	088	08	140775	79.99	H
530 XCRW	0530	Offroad	Stock	104	08	144215	79.99	H
530 XCW	0530	Offroad	Stock	088	09	140775	79.99	H
530 XCW	0530	Offroad	Stock	104	09	144215	79.99	H
530 XCWSD / 530 XCW SIX DAYS	0530	Offroad	Stock	088	10-11	140775	79.99	H
530 XCWSD / 530 XCW SIX DAYS	0530	Offroad	Stock	104	10-11	144215	79.99	H
625 SXC	0625	Offroad	Stock	088	03-04	140776	79.99	H
SUZUKI								
RMZ 250	0250	Offroad	Stock	088	04	140771	79.99	H
RMZ 250	0250	Offroad	Stock	088	05-06	140778	79.99	H
RMZ 250	0250	Offroad	Stock	088	07	140772	79.99	H
RMZ 250	0250	Offroad	Stock	088	08-14	140773	79.99	H
RMX 450 / 450 ENDURO X-COUNTRY	0450	Offroad	Stock	088	10-11	140773	79.99	H
RMZ 450	0450	Offroad	Stock	088	05-06	140771	79.99	H
RMZ 450	0450	Offroad	Stock	088	07	140772	79.99	H
RMZ 450	0450	Offroad	Stock	088	08-12	140773	79.99	H
RMZ 450	0450	Offroad	Stock	088	13-14	144234	79.99	H
YAMAHA								
WR 250R / WR 250R DUAL SPORT	0250	Dual Sport	Stock	088	08-14	140814	79.99	H
WR 250F	0250	Offroad	Stock	088	03-09	140774	79.99	H
WR 250F	0250	Offroad	Stock	088	11-13	140774	79.99	H
YZ 250F	0250	Offroad	Stock	088	03-13	140774	79.99	H
WR 450F	0450	Offroad	Stock	088	03-09	140774	79.99	H
WR 450F	0450	Offroad	Stock	088	11	140774	79.99	H
YZ 450F	0450	Offroad	Stock	088	03-09	140774	79.99	H
YZ 450F	0450	Offroad	Stock	088	10-13	143382	79.99	H
FOOT NOTES (FN)								
088 Revolver cables can only be used with stock throttle body (or carburetor where applicable) and Revolver throttle.								
104 3 inches longer than standard length Revolver throttle cable part number 01-1106. Revolver cables can only be used with stock throttle body (or carburetor where applicable) and Revolver throttle								
133 3 inches longer than standard length Revolver throttle cable part number 01-1205. Revolver cables can only be used with stock throttle body (or carburetor where applicable) and Revolver throttle								



MOTION PRO CR PRO THROTTLE CABLES

- Black vinyl coil-wound housing
- Meets or exceeds OEM quality
- Inner nylon sleeve for longer life and smooth operation



MODEL	CC	CARB/TB	FN	YEAR	BV THROTTLE
HONDA					
CRF50F	0050	Stock		04-15	140463 28.92 G
XR50R	0050	Stock		00-03	140463 28.92 G
CR125R	0125	Mikuni TM 36-38		81-83	672247 11.99 H
CR125R	0125	Mikuni TM 36-38	005	85	672247 11.99 H
CR125R	0125	Mikuni TM 36-38		86-92	672247 11.99 H
CR250R	0250	Mikuni TM 36-38		81-83	672247 11.99 H
CR250R	0250	Mikuni TM 36-38		85-89	672247 11.99 H
CR450R	0450	Mikuni TM 36-38		81	672247 11.99 H
CR480R	0480	Mikuni TM 36-38		82-83	672247 11.99 H
CR500R	0500	Mikuni TM 36-38		85-89	672247 11.99 H

MODEL	CC	CARB/TB	FN	YEAR	BV THROTTLE
SUZUKI					
RM 125	0125	Stock		82-93	140635 26.95 G
RM 250	0250	Stock		88-92	140635 26.95 G
RMX 250	0250	Stock		89-92	140635 26.95 G
YAMAHA					
WR 200	0200	Stock		92	140313 24.89 G
FOOT NOTES					
005 Also fits stock throttle					



MOTION PRO VORTEX THROTTLE CABLES

- Black vinyl coil-wound housing
- Meets or exceeds OEM quality
- Inner nylon sleeve for longer life and smooth operation



MODEL	CC	TYPE	CARB/TB	YEAR	BV THROTTLE
HONDA					
CR125R	0125	Offroad	Stock	93-03	140604 17.10 H
CR250R	0250	Offroad	Stock	90-07	140604 17.10 H
CR500R	0500	Offroad	Stock	93-01	140604 17.10 H
HUSQVARNA					
TC 125	0125	Offroad	Stock	15	
KTM					
65 SX	0065	Offroad	Stock	02-08	144213 39.99 H
65 SX	0065	Offroad	Stock	09-13	143389 31.92 G
65 XC	0065	Offroad	Stock	09	143389 31.92 G
85 SX	0085	Offroad	Stock	04-10	143387 29.15 G
85 XC	0085	Offroad	Stock	08	143387 29.15 G
105 SX	0105	Offroad	Stock	04	143387 29.15 G
105 SX	0105	Offroad	Stock	06-11	143387 29.15 G
105 XC	0105	Offroad	Stock	08-09	143387 29.15 G
125 EXC	0125	Offroad	Stock	97-01	143387 29.15 G
125 MXC	0125	Offroad	Stock	98	143387 29.15 G
125 SX	0125	Offroad	Stock	97-09	143387 29.15 G
125 SX	0125	Offroad	Stock	11-14	143387 29.15 G
144 SX	0144	Offroad	Stock	07-08	143387 29.15 G
150 SX	0150	Offroad	Stock	09-13	143387 29.15 G
150 XC	0150	Offroad	Stock	10-14	143387 29.15 G
200 EXC	0200	Offroad	Stock	97-05	143387 29.15 G
200 MXC	0200	Offroad	Stock	98-04	143387 29.15 G
200 SX	0200	Offroad	Stock	03-04	143387 29.15 G
200 XC	0200	Offroad	Stock	06-08	143387 29.15 G
200 XCW	0200	Offroad	Stock	06-14	143387 29.15 G

MODEL	CC	TYPE	CARB/TB	YEAR	BV THROTTLE
KTM CONTINUED					
250 EXC	0250	Offroad	Stock	97-05	143387 29.15 G
250 FR	0250	Dual Sport	Stock	14	143387 29.15 G
Freeride 250 R (European only)					
250 MXC	0250	Offroad	Stock	98-01	143387 29.15 G
250 SX	0250	Offroad	Stock	97-02	143387 29.15 G
250 SX	0250	Offroad	Stock	04-08	143387 29.15 G
250 SX	0250	Offroad	Stock	10-11	143387 29.15 G
250 SX	0250	Offroad	Stock	13-14	143387 29.15 G
250 XC 250	0250	Offroad	Stock	06-14	143387 29.15 G
XC 2T E-Start					
250 XCW	0250	Offroad	Stock	06-14	143387 29.15 G
300 EXC	0300	Offroad	Stock	97-05	143387 29.15 G
300 MXC	0300	Offroad	Stock	97-05	143387 29.15 G
300 XC	0300	Offroad	Stock	06-14	143387 29.15 G
300 XCW	0300	Offroad	Stock	06-14	143387 29.15 G
300 XCWSD	0300	Offroad	Stock	14	143387 29.15 G
300 XC-W six days					
360 EXC	0360	Offroad	Stock	97	143387 29.15 G
360 MXC	0360	Offroad	Stock	97	143387 29.15 G
360 SX	0360	Offroad	Stock	97	143387 29.15 G
380 EXC	0380	Offroad	Stock	98-02	143387 29.15 G
380 MXC	0380	Offroad	Stock	98-02	143387 29.15 G
380 SX	0380	Offroad	Stock	98-02	143387 29.15 G

- Black vinyl coil-wound housing
- Inner nylon sleeve for longer life and smooth operation
- Meets or exceeds OEM quality



MOTION PRO TURBO THROTTLE CABLES

MODEL	CC	TYPE	CARB/TB	YEAR	BV THROTTLE
HONDA					
CR125R	0125	Offroad	Stock	81-84	140428 17.27 H
CR125R	0125	Offroad	Stock	85-89	140430 22.92 G
CR250R	0250	Offroad	Stock	78-84	140428 17.27 H
CR250R	0250	Offroad	Stock	85-07	140430 22.92 G
CR450R	0450	Offroad	Stock	81	140428 17.27 H
CR480R	0480	Offroad	Stock	82-83	140428 17.27 H
CR500R	0500	Offroad	Stock	84	140428 17.27 H
CR500R	0500	Offroad	Stock	85-01	140430 22.92 G
XR600R	0600	Offroad	Mikuni TM 38-41	85-00	140644 25.50 H

MODEL	CC	TYPE	CARB/TB	YEAR	BV THROTTLE
SUZUKI					
RM 125	0125	Offroad	Stock	82-93	140309 20.99 H
RM 250	0250	Offroad	Stock	82-87	140572 34.34 G
RM 250	0250	Offroad	Stock	88-92	140309 20.99 H
RMX 250	0250	Offroad	Stock	89-92	140309 20.99 H
RM 465	0465	Offroad	Stock	82	140572 34.34 G
RM 500	0500	Offroad	Stock	83-84	140572 34.34 G
YAMAHA					
IT 250	0250	Offroad	Stock	77-83	671236 24.99 H
YZ 250	0250	Offroad	Stock	76-78	671236 24.99 H
YZ 250	0250	Offroad	Stock	80-88	671236 24.99 H
YZ 490	0490	Offroad	Stock	84-90	671250 20.16 H

- accessories
- body
- handlebar & grips
- cables & levers**
- exhaust
- engine
- fuel & intake
- electrical & ignition
- clutch
- drive
- bearings
- brakes
- steering & suspension
- tires
- tools & shop



MOTION PRO T3 CABLES



The increased efficiency of the new T3 cables provide a lighter, smoother pull offering significantly increased performance and longevity over conventional OE cables

- Proprietary high performance liner in the elbow increases cable efficiency and greatly increases cable life
- Tool-less adjuster with innovative swivel fitting allows quick and easy cable adjustments
- Tool-less adjuster has built in lubrication port with o-ring cover for easy, no mess maintenance
- All fittings and elbow are anodized billet aluminum construction
- Low friction seals keep dirt and water out delivering smooth, long lasting operation
- Stainless steel inner wire provides durability and additional smoothness
- Assembled with constant viscosity synthetic grease

MODEL	CC	TYPE	CABLE LENGTH	FOOT NOTE	YEAR	T3 THROTTLE			T3 CLUTCH			T3 HOT START		
HONDA														
CRF250R	0250	Offroad	STD		08-09	----			140193	50.99	H	140195	41.99	H
CRF250R	0250	Offroad	STD	103	10-13	----			144129	59.99	H	----		
CRF250R	0250	Offroad	STD	150	10-13	----			144257	54.50	H	----		
CRF250R	0250	Offroad	STD		14-16	----			682101	50.65	E	----		
CRF250X	0250	Offroad	STD		04-07	----			140190	54.99	H	----		
CRF250X	0250	Offroad	STD		08-09	----			140190	54.99	H	140195	41.99	H
CRF250X	0250	Offroad	STD		12-13	----			140190	54.99	H	140195	41.99	H
CRF450R	0450	Offroad	STD		02-07	----			140197	50.99	H	140195	41.99	H
CRF450R	0450	Offroad	STD		08	----			140186	51.50	H	140195	41.99	H
CRF450R	0450	Offroad	STD	102	09-14	----			144257	54.50	H	----		
CRF450R	0450	Offroad	STD	103	09-14	----			144258	59.99	H	----		
CRF450R	0450	Offroad	STD		15-16	----			682102	52.99	E	----		
CRF450X	0450	Offroad	STD		05-07	----			140182	54.99	H	----		
CRF450X	0450	Offroad	STD		08-09	----			140182	54.99	H	140195	41.99	H
CRF450X	0450	Offroad	STD		12-14	----			140182	54.99	H	140195	41.99	H
HUSABERG														
TE 250	0250	Offroad	STD		11-14	144291	39.99	H	----			----		
TE 250	0250	Offroad	5.0	110	12-14	144290	39.99	H	----			----		
TE 300	0293	Offroad	STD		11-14	144291	39.99	H	----			----		
TE 300	0293	Offroad	5.0	110	11-14	144290	39.99	H	----			----		
HUSQVARNA														
TC 125	0125	Offroad	STD		15	144291	39.99	H	----			----		
TC 125	0125	Offroad	5.0	110	15	144290	39.99	H	----			----		
TE 250 2T	0250	Offroad	STD		14-15	144291	39.99	H	----			----		
TE 250 2T	0250	Offroad	5.0	110	14-15	144290	39.99	H	----			----		
TE 300 2T	0300	Offroad	STD		14-15	144291	39.99	H	----			----		
TE 300 2T	0300	Offroad	5.0	110	14-15	144290	39.99	H	----			----		
KAWASAKI														
KX 250F	0250	Offroad	STD		04	----			----			140191	47.99	H
KX 250F	0250	Offroad	STD		05-08	----			140183	58.99	H	140191	47.99	H
KX 250F	0250	Offroad	STD		09-10	----			143374	45.99	H	140191	47.99	H
KX 250F	0250	Offroad	STD		11-16	----			144259	45.99	H	----		
KLX 450A	0450	Offroad	STD		08-09	----			----			140191	47.99	H
KLX 450AA (AUSTRALIAN)	0450	Offroad	STD	123	12-13	----			----			140191	47.99	H
KX 450F	0450	Offroad	STD		06-08	----			140187	55.99	H	140191	47.99	H
KX 450F	0450	Offroad	STD		09-15	----			143373	55.99	H	----		
KTM														
85 SX	0085	Offroad	STD		04-13	144291	39.99	H	----			----		
85 SX	0085	Offroad	5.0	110	04-13	144290	39.99	H	----			----		
85 XC	0085	Offroad	5.0	110	08	144290	39.99	H	----			----		
105 SX	0105	Offroad	STD		04	144291	39.99	H	----			----		

MOTION PRO T3 CABLES CONTINUED

MODEL	CC	TYPE	CABLE LENGTH	FOOT NOTE	YEAR	T3 THROTTLE	T3 CLUTCH	T3 HOT START
KTM CONTINUED								
105 SX	0105	Offroad	5.0	110	04	144290 39.99 H	----	----
105 SX	0105	Offroad	STD		06-11	144291 39.99 H	----	----
105 SX	0105	Offroad	5.0	110	06-11	144290 39.99 H	----	----
105 XC	0105	Offroad	STD		08-09	144291 39.99 H	----	----
105 XC	0105	Offroad	5.0	110	08-09	144290 39.99 H	----	----
125 EXC	0125	Offroad	STD		98-05	144291 39.99 H	----	----
125 EXC	0125	Offroad	5.0	110	98-05	144290 39.99 H	----	----
125 SX	0125	Offroad	STD		98-08	144291 39.99 H	----	----
125 SX	0125	Offroad	5.0	110	98-08	144290 39.99 H	----	----
125 SX	0125	Offroad	STD		11-15	144291 39.99 H	----	----
125 SX	0125	Offroad	5.0	110	11-15	144290 39.99 H	----	----
144 SX	0144	Offroad	STD		07-08	144291 39.99 H	----	----
144 SX	0144	Offroad	5.0	110	07-08	144290 39.99 H	----	----
150 SX	0150	Offroad	STD		09-14	144291 39.99 H	----	----
150 SX	0150	Offroad	5.0	110	09-14	144290 39.99 H	----	----
150 XC	0150	Offroad	STD		10-14	144291 39.99 H	----	----
150 XC	0150	Offroad	5.0	110	10-14	144290 39.99 H	----	----
200 EXC	0200	Offroad	STD		98-05	144291 39.99 H	----	----
200 EXC	0200	Offroad	5.0	110	98-05	144290 39.99 H	----	----
200 MXC	0200	Offroad	STD		98-03	144291 39.99 H	----	----
200 MXC	0200	Offroad	5.0	110	98-03	144290 39.99 H	----	----
200 SX	0200	Offroad	STD		03-04	144291 39.99 H	----	----
200 SX	0200	Offroad	5.0	110	03-04	144290 39.99 H	----	----
200 XC	0200	Offroad	STD		06-09	144291 39.99 H	----	----
200 XC	0200	Offroad	5.0	110	06-09	144290 39.99 H	----	----
200 XCW	0200	Offroad	STD		06-16	144291 39.99 H	----	----
200 XCW	0200	Offroad	5.0	110	06-16	144290 39.99 H	----	----
250 EXC	0250	Offroad	STD		97-05	144291 39.99 H	----	----
250 EXC	0250	Offroad	5.0	110	97-05	144290 39.99 H	----	----
250 FR FREERIDE	0250	Dual Sport	STD		14	144291 39.99 H	----	----
250 FR FREERIDE	0250	Dual Sport	5.0	110	14	144290 39.99 H	----	----
250 SX	0250	Offroad	STD		97-14	144291 39.99 H	----	----
250 SX	0250	Offroad	5.0	110	97-14	144290 39.99 H	----	----
250 XC 2T E-START	0250	Offroad	STD		06-15	144291 39.99 H	----	----
250 XC 2T E-START	0250	Offroad	5.0	110	06-15	144290 39.99 H	----	----
250 XCW	0250	Offroad	STD		06-14	144291 39.99 H	----	----
250 XCW	0250	Offroad	5.0	110	06-14	144290 39.99 H	----	----
300 EXC	0300	Offroad	STD		97-05	144291 39.99 H	----	----
300 EXC	0300	Offroad	5.0	110	97-05	144290 39.99 H	----	----
300 MXC	0300	Offroad	STD		97-05	144291 39.99 H	----	----
300 MXC	0300	Offroad	5.0	110	97-05	144290 39.99 H	----	----
300 XC	0300	Offroad	STD		06-14	144291 39.99 H	----	----
300 XC	0300	Offroad	5.0	110	06-14	144290 39.99 H	----	----
300 XCW	0300	Offroad	STD		06-15	144291 39.99 H	----	----
300 XCW	0300	Offroad	5.0	110	06-15	144290 39.99 H	----	----
300 XCW SIX DAYS	0300	Offroad	STD		14-15	144291 39.99 H	----	----
300 XCW SIX DAYS	0300	Offroad	5.0	110	14-15	144290 39.99 H	----	----
360 EXC	0360	Offroad	STD		97	144291 39.99 H	----	----
360 EXC	0360	Offroad	5.0	110	97	144290 39.99 H	----	----
360 MXC	0360	Offroad	STD		97	144291 39.99 H	----	----
360 MXC	0360	Offroad	5.0	110	97	144290 39.99 H	----	----
360 SX	0360	Offroad	STD		97	144291 39.99 H	----	----
360 SX	0360	Offroad	5.0	110	97	144290 39.99 H	----	----

- accessories
- body
- handlebar & grips
- cables & levers**
- exhaust
- engine
- fuel & intake
- electrical & ignition
- clutch
- drive
- bearings
- brakes
- steering & suspension
- tires
- tools & shop

MOTION PRO T3 CABLES CONTINUED

MODEL	CC	TYPE	CABLE LENGTH	FOOT NOTE	YEAR	T3 THROTTLE	T3 CLUTCH	T3 HOT START
KTM CONTINUED								
380 EXC	0380	Offroad	STD		98-02	144291 39.99 H	-----	-----
380 EXC	0380	Offroad	5.0	110	98-02	144290 39.99 H	-----	-----
380 MXC	0380	Offroad	STD		98-01	144291 39.99 H	-----	-----
380 MXC	0380	Offroad	5.0	110	98-01	144290 39.99 H	-----	-----
380 SX	0380	Offroad	STD		98-02	144291 39.99 H	-----	-----
380 SX	0380	Offroad	5.0	110	98-02	144290 39.99 H	-----	-----
SUZUKI								
RMZ 250	0250	Offroad	STD		05-06	-----	140183 58.99 H	140191 47.99 H
RMZ 250	0250	Offroad	STD		07	-----	140188 45.99 H	140196 45.99 H
RMZ 250	0250	Offroad	STD		08-09	-----	140188 45.99 H	143371 46.50 H
RMZ 250	0250	Offroad	STD		10-12	-----	144261 45.99 H	143371 46.50 H
RMZ 250	0250	Offroad	STD		13-16	-----	144134 48.99 H	143371 46.50 H
RMZ 450	0450	Offroad	STD		08-12	-----	140184 45.99 H	143371 46.50 H
RMZ 450	0450	Offroad	2.0		08-12	-----	-----	144135 46.99 H
RMZ 450	0450	Offroad	STD		13-16	-----	140184 45.99 H	144135 46.99 H
YAMAHA								
WR 250F	0250	Offroad	STD		03-06	-----	140194 47.99 H	-----
WR 250F	0250	Offroad	STD		07-09	-----	140194 47.99 H	140196 45.99 H
WR 250F	0250	Offroad	STD		11-13	-----	140194 47.99 H	140196 45.99 H
WR 250F	0250	Offroad	STD		15	-----	682105 149.99 E	-----
YZ 250F	0250	Offroad	STD		06-08	-----	140189 45.99 H	-----
YZ 250F	0250	Offroad	STD		09	-----	143375 45.99 H	-----
YZ 250F	0250	Offroad	STD		10-13	-----	143375 45.99 H	144263 46.50 H
YZ 250F	0250	Offroad	STD		14-16	-----	682103 34.99 E	-----
YZ 250FX X-COUNTRY	0250	Offroad	STD		15	-----	682105 149.99 E	-----
WR 450F	0450	Offroad	STD		07-09	-----	140192 46.99 H	140196 45.99 H
WR 450F	0450	Offroad	STD		11	-----	140192 46.99 H	140196 45.99 H
WR 450F	0450	Offroad	STD		12-15	-----	682104 194.99 E	-----
YZ 450F	0450	Offroad	STD		06-08	-----	140185 43.99 H	-----
YZ 450F	0450	Offroad	STD		09	-----	143376 43.99 H	140196 45.99 H
YZ 450F	0450	Offroad	STD		10-13	-----	143377 52.99 H	-----
YZ 450F	0450	Offroad	STD		14-16	-----	682103 34.99 E	-----

FOOT NOTES

102

Replacement clutch cable only. Does not include engine side mounting bracket. For complete cable with bracket use part number 02-3007 (CRF250R) or 02-3008 (CRF450R). Requires use of Motion Pro mounting bracket and will not work with stock Honda bracket.

103

Includes engine side billet aluminum mounting bracket. For replacement cable only without bracket, use part number 02-3006. Replacement bracket for CRF250R is part number 00-5042 and for CRF450R is 00-5033.

110

Note on installation: Route cable through side of steering head opposite side of CDI box. If CDI box is mounted on the left side of steering head, route cable on the right side of steering head and vice versa. If CDI box is not mounted on the steering head, route cable on the left of steering head

120

When 10-3000 is used on Gas Gas models, 10-3000 is 50 mm (2") longer than OEM housing length. Fits stock throttle and stock carburetor. Remove OEM slotted cable adjuster from throttle and thread T3 cable directly into throttle housing. Disregard KTM installation instructions and use OEM cable routing.

123

Australian Model

150

Replacement clutch cable only. Does not include engine side mounting bracket. For complete cable with bracket use part number 02-3009. Requires use of Motion Pro mounting bracket and will not work with stock Honda bracket.



MOTION PRO DIRT BIKE CABLES



- Keep your machine working smoothly with a new cable from Motion Pro
- Standard black vinyl coil-wound housing
- Meets or exceeds O.E. quality
- Inner nylon sleeve for longer life and smooth operation

MODEL	YEAR	CABLE LENGTH	FOOT NOTE	THROTTLE	THROTTLE PULL	THROTTLE PUSH	CHOKE	CLUTCH CW	CLUTCH LW (TERMINATOR)	FRONT BRAKE	SPECIAL
ATK											
250 2-STROKE ENDURO	88-90	STD		----	----	----	----	----	142404	----	----
250 DIRT TRACKER	89-90	STD		----	----	----	----	----	142404	----	----
406 2-STROKE CROSS COUNTRY	88-90	STD		----	----	----	----	----	142404	----	----
406 DIRT TRACKER	89-90	STD		----	----	----	----	----	142404	----	----
BETA											
250 RR 2T	13-14	STD		682096	----	----	----	----	----	----	----
300 RR 2T	13-14	STD		682096	----	----	----	----	----	----	----
350 RR ENDURO	12-14	STD		144288*	----	----	----	----	----	----	----
400 RR ENDURO	11-14	STD		144288*	----	----	----	----	----	----	----
450 RR ENDURO	11-14	STD		144288*	----	----	----	----	----	----	----
498 RR	12-14	STD		144288*	----	----	----	----	----	----	----
520 RR ENDURO	11	STD		144288*	----	----	----	----	----	----	----
GAS GAS											
EC 125	98-11	STD		143483	----	----	----	----	----	----	----
MC 125	98-08	STD		143483	----	----	----	----	----	----	----
EC 200	98-11	STD		143483	----	----	----	----	----	----	----
EC 250	98-12	STD		143483	----	----	----	----	----	----	----
MC 250	98-08	STD		143483	----	----	----	----	----	----	----
EC 300	98-12	STD		143483	----	----	----	----	----	----	----
HONDA											
CRF50F	04-15	STD		672418	----	----	----	----	----	672421	----
CRF50F	04-15	3.0		----	----	----	----	----	----	141104	----
CRF50F	04-15	4.0	052	----	----	----	----	----	----	140462	----
XR50R	00-03	STD		672418	----	----	----	----	----	672421	----
XR50R	00-03	3.0		----	----	----	----	----	----	141104	----
XR50R	00-03	4.0	052	----	----	----	----	----	----	140462	----
Z50R MINI TRAIL	79-85	STD		141080	----	----	----	----	----	----	----
Z50R MINI TRAIL	86-99	STD		672418	----	----	----	----	----	141082	----
Z50R MINI TRAIL	86-99	3.0		----	----	----	----	----	----	----	----
CRF70F	04-09	STD		672439	----	----	----	----	----	672468	----
CRF70F	11	STD		672439	----	----	----	----	----	672468	----
XR70R	97-00	STD		----	----	----	----	----	----	672468	----
XR70R	01-03	STD		672439	----	----	----	----	----	672468	----
XL75	77-79	STD		----	----	----	----	672060	----	672167	----
XR75	73	STD		----	----	----	----	672163	----	----	----
XR75	74-76	STD		672197	----	----	----	672163	----	----	----
XR75	77-78	STD		672197	----	----	----	672163	----	672167	----
CR80R	80-81	STD		----	----	----	----	672162	----	672165	----
CR80R	82	STD		672152	----	----	----	672162	----	672165	----
CR80R	83	STD		----	----	----	----	672162	----	672165	----
CR80R	84-85	STD		672152	----	----	----	672162	----	672165	----
CR80R	86-95	STD		672152	----	----	----	672162	----	----	----
CR80R	96-00	STD		672321	----	----	----	672162	----	----	----
CR80R	01	STD		672321	----	----	----	----	----	----	----
CR80R	02	STD		672321	----	----	----	672162	----	----	----
CR80RB	96-02	STD		672321	----	----	----	672162	----	----	----
CRF80F	04-09	STD		672423	----	----	----	672163	----	672167	----
CRF80F	11-13	STD		672423	----	----	----	672163	----	672167	----
XL80S	80	STD		672153	----	----	----	672163	----	672167	----
XL80S	81-82	STD		672153	----	----	----	672060	----	672167	----
XL80S	83-85	STD		672153	----	----	----	672163	----	672167	----
XR80	79-82	STD		672197	----	----	----	672163	----	672167	----
XR80	83-84	STD		672152	----	----	----	672163	----	672167	----
XR80R	85	STD		672152	----	----	----	672163	----	672167	----

- accessories
- body
- handlebar & grips
- cables & levers**
- exhaust
- engine
- fuel & intake
- electrical & ignition
- clutch
- drive
- bearings
- brakes
- steering & suspension
- tires
- tools & shop

CABLES & LEVERS

MOTION PRO DIRT BIKE CABLES CONTINUED

accessories
body
handlebar & grips
cables & levers
exhaust
engine
fuel & intake
electrical & ignition
clutch
drive
bearings
brakes
steering & suspension
tires
tools & shop

MODEL	YEAR	CABLE LENGTH	FOOT NOTE	THROTTLE	THROTTLE PULL	THROTTLE PUSH	CHOKE	CLUTCH CW	CLUTCH LW (TERMINATOR)	FRONT BRAKE	SPECIAL
HONDA CONTINUED											
XR80R	86-88	STD		672423	----	----	----	672163	----	672167	----
XR80R	89	STD		----	----	----	----	672163	----	672167	----
XR80R	90-03	STD		672423	----	----	----	672163	----	672167	----
CR85R	03-07	STD		672321	----	----	----	672162	----	----	----
CR85RB	03-07	STD		672321	----	----	----	672162	----	----	----
CRF100F	04-09	STD		672277	----	----	----	672163	----	672283	----
CRF100F	11-13	STD		672277	----	----	----	672163	----	672283	----
XL100S	81	STD		----	----	----	----	672060	----	672165	----
XL100S	82-85	STD		----	----	----	----	672060	----	672140	----
XR100R	81-83	STD		672151	----	----	----	672060	----	672165	----
XR100R	84	STD		----	----	----	----	672060	----	672165	----
XR100R	85	STD		672151	----	----	----	672163	----	672283	----
XR100R	86-03	STD		672277	----	----	----	672163	----	672283	----
CT110 TRAIL	80-84	STD		140923	----	----	----	----	----	672165	----
CT110 TRAIL	86	STD		140923	----	----	----	----	----	672165	----
CR125R	82	STD		672057	----	----	----	672058	----	672140	----
CR125R	83	STD		672057	----	----	----	----	----	672140	----
CR125R	84	STD		672247	----	----	----	672132	----	----	----
CR125R	85-86	STD		140847	----	----	----	672132	----	----	----
CR125R	87-89	STD		140847	----	----	----	672196	----	----	----
CR125R	90-92	STD		672228	----	----	----	672196	----	----	----
CR125R	93-97	STD		672247	----	----	----	672196	----	----	----
CR125R	98-99	STD		672247	----	----	----	672376	----	----	----
CR125R	00-03	STD		672384	----	----	----	672383	----	----	----
CR125R	04-07	STD		672472	----	----	----	672473	----	----	----
XL125K	74-75	STD		----	----	----	----	----	----	----	672170 ⁽⁴⁾
XL125S	79-82	STD		----	----	----	----	672055	----	----	672170 ⁽⁴⁾
XL125S	84	STD		----	----	----	----	672055	----	----	672170 ⁽⁴⁾
XL125S	85	STD		----	----	----	----	----	----	----	672170 ⁽⁴⁾
CRF150F	03-05	STD		672485	----	----	----	672487	----	----	----
CRF150F	06-09	STD		672485	----	----	----	672587	----	----	----
CRF150F	12-15	STD		672485	----	----	----	672587	----	----	----
CRF150R	07-09	STD		----	141114	141115	----	141117	----	----	----
CRF150R	12-15	STD		----	141114	141115	----	141117	----	----	----
CRF150RB	07-09	STD		----	141114	141115	----	141117	----	----	----
CRF150RB	12-15	STD		----	141114	141115	----	141117	----	----	----
SL175 MOTOSPORT	70-71	STD		----	----	----	----	----	----	----	672170 ⁽⁴⁾ 140851 ⁽³⁾
XL175K	73-75	STD		----	----	----	----	----	----	----	140840 ⁽³⁾
XL185S	79-83	STD		----	----	----	----	672055	----	----	672170 ⁽⁴⁾
TR200 FAT CAT	86-87	STD		672485	----	----	----	----	----	----	----
XL200R	83-84	STD		140847	----	----	----	672055	----	----	672170 ⁽⁴⁾
XR200	80	STD		----	----	----	----	672055	----	----	672047 ⁽⁴⁾
XR200	81-84	STD		----	----	----	----	672055	----	----	----
XR200R	81-83	STD		140847	----	----	----	672055	----	----	672047 ⁽⁴⁾
XR200R	84-85	STD		----	672068	672071	----	672164	----	----	672170 ⁽⁴⁾
XR200R	84-88	2.0		----	----	----	----	----	----	672168	----
XR200R	86-02	STD		672218	----	----	----	672055	----	----	672170 ⁽⁴⁾
XR200R	90-02	6.0		----	----	----	----	----	----	672168	----
CRF230F	03-09	STD		672486*	----	----	----	672487	----	----	----
CRF230F	12-14	STD		672486*	----	----	----	672487	----	----	----
CRF230F	15-16	STD		672486*	----	----	----	672487	----	----	----
CRF230L	08-09	STD		----	141162	141163	----	141161	----	----	----
CR250R	82	STD		672057	----	----	----	672058	----	672139	----
CR250R	83	STD		672057	----	----	----	672058	----	672063	----
CR250R	84	STD		672247	----	----	----	672131	140970	----	----
CR250R	85	STD		140847	----	----	----	672131	140970	----	----
CR250R	86-89	STD		672138	----	----	----	672131	140970	----	----
CR250R	90-96	STD		672247	----	----	----	672131	140970	----	----
CR250R	97	STD		672247	----	----	----	672339	----	----	----
CR250R	98-03	STD		672247	----	----	----	----	141056	----	----
CR250R	98-03	STD	109	----	----	----	----	672373	----	----	----
CR250R	04-07	STD		672384	----	----	----	672477	----	----	----

MOTION PRO DIRT BIKE CABLES CONTINUED

MODEL	YEAR	CABLE LENGTH	FOOT NOTE	THROTTLE	THROTTLE PULL	THROTTLE PUSH	CHOKE	CLUTCH CW	CLUTCH LW (TERMINATOR)	FRONT BRAKE	SPECIAL
HONDA CONTINUED											
CRF250R	04-07	STD		672414*	----	----	----	141144	----	----	672417 ⁽²⁾
CRF250R	04-07	2.0		141118*	----	----	----	----	----	----	----
CRF250R	04-07	2.0	072	----	----	----	----	672412	----	----	141113 ⁽²⁾
CRF250R	08-09	STD		672414*	----	----	----	672549	----	----	672417 ⁽²⁾
CRF250R	08-09	2.0		141118*	----	----	----	141152	----	----	----
CRF250R	08-09	2.0	072	----	----	----	----	----	----	----	141113 ⁽²⁾
CRF250R	10-13	STD		143402*	----	----	----	672579	----	----	----
CRF250R	10-13	1.0		144345*	----	----	----	----	----	----	----
CRF250R	14-15	STD		144345*	----	----	----	144346	----	----	----
CRF250R	16	STD		----	----	----	----	144346	----	----	----
CRF250X	04-06	STD		672414*	----	----	----	672412	----	----	672417 ⁽²⁾ 675015 ⁽⁴⁾
CRF250X	04-06	2.0		141118*	----	----	----	----	----	----	141113 ⁽²⁾
CRF250X	07-09	STD		----	----	----	----	672412	----	----	672417 ⁽²⁾ 675015 ⁽⁴⁾
CRF250X	07-09	STD	154	672414*	----	----	----	----	----	----	----
CRF250X	07-09	2.0		----	----	----	----	----	----	----	141113 ⁽²⁾
CRF250X	07-09	3.0		141118*	----	----	----	----	----	----	----
CRF250X	12-13	STD		----	----	----	----	672412	----	----	672417 ⁽²⁾ 675015 ⁽⁴⁾
CRF250X	12-13	STD	154	672414*	----	----	----	----	----	----	----
CRF250X	12-13	2.0		----	----	----	----	----	----	----	141113 ⁽²⁾
CRF250X	12-13	3.0		141118*	----	----	----	----	----	----	----
MR250 ELSINORE	76	STD		----	----	----	----	----	----	----	672170 ⁽⁴⁾
MT250 ELSINORE	74-76	STD		----	----	----	----	----	----	672002	672047 ⁽⁴⁾
XL250	72-73	STD		----	----	----	----	672041	----	672002	672047 ⁽⁴⁾
XL250	74-76	STD		----	----	----	----	672041	----	672002	672280 ⁽⁴⁾
XL250R	82-83	STD		----	672201	672069	----	672040	----	672169	672170 ⁽⁴⁾
XL250R	84-85	STD		----	672068	672071	----	672164	----	----	672170 ⁽⁴⁾
XL250R	86-87	STD		----	672201	672071	----	672164	----	----	672170 ⁽⁴⁾
XL250S	78-81	STD		----	----	----	----	672041	----	67202	672045 ⁽⁴⁾
XR250	79	STD		----	----	----	----	672041	----	----	----
XR250	80	STD		----	----	----	----	672041	----	672026	----
XR250L	91-96	STD		----	672201	672292	----	672198	----	----	672047 ⁽⁴⁾
XR250R	81-82	STD		----	----	----	----	672040	----	----	672280 ⁽⁴⁾
XR250R	84-85	STD		----	672068	672071	----	672164	----	----	672170 ⁽⁴⁾
XR250R	86-95	STD		----	672068	672069	----	672198	----	----	672314 ⁽¹⁾ 672047 ⁽⁴⁾
XR250R	96-04	STD		----	672315	672292	----	672316	----	----	672314 ⁽¹⁾ 672047 ⁽⁴⁾
XL350	74-77	STD		----	----	----	----	672041	----	672002	672280 ⁽⁴⁾
XL350	78	STD		----	----	----	----	672041	----	672002	672047 ⁽⁴⁾
XL350R	84-85	STD		----	672068	672071	----	672067	----	----	672047 ⁽⁴⁾
XR350R	83	STD		----	672068	672071	----	672067	----	672168	672047 ⁽⁴⁾
XR350R	84	STD		----	672068	672071	----	672067	----	----	672047 ⁽⁴⁾
XR350R	85	STD		----	----	----	----	----	----	----	672047 ⁽⁴⁾
XR350R	85	2.5		----	----	----	----	672058	----	----	----
XR400R	96-04	STD		----	672318	672322	----	672319	----	----	672314 ⁽¹⁾ 672047 ⁽⁴⁾
CRF450R	02-07	STD		672414*	----	----	----	141145	----	----	672417 ⁽²⁾
CRF450R	02-07	2.0		141118*	----	----	----	672412	----	----	141113 ⁽²⁾
CRF450R	08	STD		672414*	----	----	----	672550	----	----	672417 ⁽²⁾
CRF450R	08	2.0		141118*	----	----	----	----	----	----	----
CRF450R	08	2.0	072	----	----	----	----	----	----	----	141113 ⁽²⁾
CRF450R	09-14	STD		144119*	----	----	----	672579	----	----	----
CRF450R	15	STD		144119*	----	----	----	682097	----	----	----
CRF450R	16	STD		----	----	----	----	682097	----	----	----
CRF450X	05-07	STD		672414*	----	----	----	672506	----	----	672417 ⁽²⁾ 675015 ⁽⁴⁾
CRF450X	05-07	2.0		141118*	----	----	----	672515	----	----	141113 ⁽²⁾
CRF450X	08-09	STD		672414*	----	----	----	672515	----	----	672417 ⁽²⁾ 675015 ⁽⁴⁾
CRF450X	08-09	2.0		141118*	----	----	----	141153	----	----	141113 ⁽²⁾
CRF450X	12-14	STD		672414*	----	----	----	672515	----	----	672417 ⁽²⁾ 675015 ⁽⁴⁾

- accessories
- body
- handlebar & grips
- cables & levers**
- exhaust
- engine
- fuel & intake
- electrical & ignition
- clutch
- drive
- bearings
- brakes
- steering & suspension
- tires
- tools & shop

CABLES & LEVERS

MOTION PRO DIRT BIKE CABLES CONTINUED

MODEL	YEAR	CABLE LENGTH	FOOT NOTE	THROTTLE	THROTTLE PULL	THROTTLE PUSH	CHOKE	CLUTCH CW	CLUTCH LW (TERMINATOR)	FRONT BRAKE	SPECIAL
HONDA CONTINUED											
CRF450X	12-14	2.0		141118*	----	----	----	141153	----	----	141113 ⁽²⁾
CR480R	82	STD		672057	----	----	----	672058	----	672139	----
CR480R	83	STD		672057	----	----	----	672058	----	672063	----
CR500R	84	STD		672247	----	----	----	672131	140970	----	----
CR500R	85-89	STD		672138	----	----	----	672131	140970	----	----
CR500R	90-01	STD		672247	----	----	----	672131	140970	----	----
XL500R	82	STD		----	----	----	----	672040	----	----	672047 ⁽⁴⁾
XL500S	79-81	STD		----	----	----	----	672041	----	672026	672045 ⁽⁴⁾
XR500	79	STD		----	----	----	----	672041	----	----	----
XR500	80	STD		----	----	----	----	672041	----	672026	----
XR500R	81-82	STD		----	672068	672069	----	672040	----	----	672280 ⁽⁴⁾
XR500R	83-84	STD		----	----	672071	----	672074	----	----	672047 ⁽⁴⁾
XL600R	83-85	STD		----	672068	672071	----	672106	----	----	672047 ⁽⁴⁾
XL600R	86-87	STD		----	----	----	----	672106	----	----	672047 ⁽⁴⁾
XL600R	86-87	3.0		----	----	672071	----	----	----	----	----
XR600R	85	STD		----	----	----	----	672219	140980	----	672047 ⁽⁴⁾
XR600R	86-87	STD		----	672068	672071	----	672219	140980	----	672047 ⁽⁴⁾
XR600R	88-00	STD		----	672221	672220	----	672219	140980	----	672047 ⁽⁴⁾
XR650L	93-09	STD		----	672278	672279	----	672219	140980	----	672280 ⁽⁴⁾
XR650L	93-09	3.0		----	678436	678437	----	----	----	----	----
XR650L	12-15	STD		----	672278	672279	----	672219	140980	----	672280 ⁽⁴⁾
XR650L	12-15	3.0		----	678436	678437	----	----	----	----	----
XR650R	00-07	STD		----	672387	672388	----	672389	----	----	672047 ⁽⁴⁾
HUSABERG											
FE 250	13-14	STD		673151*	----	----	----	----	----	----	142464 ⁽⁴⁾
FE 250	13-14	3.0		142478*	----	----	----	----	----	----	----
TE 250	11-12	STD		670056	----	----	----	----	----	----	----
TE 250	13-14	STD		144185	----	----	----	----	----	----	----
TE 300	11-12	STD		670056	----	----	----	----	----	----	----
TE 300	13-14	STD		144185	----	----	----	----	----	----	----
FE 350	13	STD		673151*	----	----	----	----	----	----	142464 ⁽⁴⁾
FE 350	13	3.0		142478*	----	----	----	----	----	----	----
FE 390	10-11	STD		143481*	----	----	----	----	----	----	142464 ⁽⁴⁾
FC 450	04-05	STD		670117*	----	----	----	----	----	----	----
FC 450	04-05	3.0		142472*	----	----	----	----	----	----	----
FE 450	04-05	STD		670117*	----	----	----	----	----	----	----
FE 450	04-08	3.0		142472*	----	----	----	----	----	----	----
FE 450	06-08	STD		670117*	----	----	----	----	----	----	143480 ⁽¹⁾ 142464 ⁽⁴⁾
FE 450	09-10	STD		143481*	----	----	----	----	----	----	142464 ⁽⁴⁾
FE 450	11	STD		143481*	----	----	----	----	----	----	----
FE 450	14	STD		673151*	----	----	----	----	----	----	142464 ⁽⁴⁾
FE 450	14	3.0		142478*	----	----	----	----	----	----	----
FX 450	10-11	STD		143481*	----	----	----	----	----	----	----
FE 501	04	STD		670117*	----	----	----	----	----	----	----
FE 501	04	3.0		142472*	----	----	----	----	----	----	----
FE 501	13-14	STD		673151*	----	----	----	----	----	----	142464 ⁽⁴⁾
FE 501	13-14	3.0		142478*	----	----	----	----	----	----	----
FC 550	04-05	STD		670117*	----	----	----	----	----	----	----
FC 550	04-05	3.0		142472*	----	----	----	----	----	----	----
FE 550	04-05	STD		670117*	----	----	----	----	----	----	----
FE 550	04-08	3.0		142472*	----	----	----	----	----	----	----
FE 550	06-07	STD		670117*	----	----	----	----	----	----	143480 ⁽¹⁾
FE 550	08	STD		670117*	----	----	----	----	----	----	143480 ⁽¹⁾ 142464 ⁽⁴⁾
FE 570	09-10	STD		143481*	----	----	----	----	----	----	142464 ⁽⁴⁾
FE 570S STREET LEGAL FI	11	STD		143481*	----	----	----	----	----	----	142464 ⁽⁴⁾
FE 650	04-05	STD		670117*	----	----	----	----	----	----	----
FE 650	04-08	3.0		142472*	----	----	----	----	----	----	----
FE 650	06-07	STD		670117*	----	----	----	----	----	----	143480 ⁽¹⁾
FE 650	08	STD		670117*	----	----	----	----	----	----	143480 ⁽¹⁾ 142464 ⁽⁴⁾

MOTION PRO DIRT BIKE CABLES CONTINUED

MODEL	YEAR	CABLE LENGTH	FOOT NOTE	THROTTLE	THROTTLE PULL	THROTTLE PUSH	CHOKE	CLUTCH CW	CLUTCH LW (TERMINATOR)	FRONT BRAKE	SPECIAL
HUSQVARNA											
CR 125	82-86	STD		142401	----	----	----	----	----	----	----
CR 125	00-02	STD		142431	----	----	----	----	142432	----	----
CR 125	04-07	STD		142431	----	----	----	----	142432	----	----
CR 125	08	STD		142490	----	----	----	----	----	----	----
CR 125	09-12	STD		142431	----	----	----	144347	144348	----	----
CR 125	13	STD		----	----	----	----	144347	144348	----	----
TC 125	15	STD		144185	----	----	----	----	----	----	----
WR 125	83-84	STD		142401	----	----	----	----	----	----	----
WR 125	86	STD		142401	----	----	----	----	----	----	----
WR 125	00-01	STD		142431	----	----	----	----	142432	----	----
WR 125	02	STD		----	----	----	----	----	142432	----	----
WR 125	04-07	STD		142431	----	----	----	----	142432	----	----
WR 125	08	STD		142490	----	----	----	----	----	----	----
WR 125	09-12	STD		142431	----	----	----	144347	144348	----	----
WR 125	13	STD		----	----	----	----	144347	144348	----	----
WRE 125DP DUAL PURPOSE	04-05	STD		----	----	----	----	----	142432	----	----
XC 125	82-86	STD		142401	----	----	----	----	----	----	----
WR 175	83	STD		142401	----	----	----	----	----	----	----
XC 175	83	STD		142401	----	----	----	----	----	----	----
WR 240	88	STD		142401	----	----	----	----	142403	----	----
CR 250	77-78	STD		----	----	----	----	----	142403	----	----
CR 250	79-86	STD		142401	----	----	----	----	142403	----	----
CR 250	87	STD		----	----	----	----	----	142403	----	----
CR 250	00	STD		142431	----	----	----	----	----	----	----
CR 250	02	STD		142431	----	----	----	----	----	----	----
CR 250	04	STD		142431	----	----	----	----	----	----	----
FC 250	14-15	STD		673151*	----	----	----	----	----	----	----
FC 250	14-15	3.0		142478*	----	----	----	----	----	----	----
FE 250	14-15	STD		673151*	----	----	----	----	----	----	----
FE 250	14-15	3.0		142478*	----	----	----	----	----	----	----
OR 250	78	STD		----	----	----	----	----	142403	----	----
OR 250	80	STD		142401	----	----	----	----	142403	----	----
TC 250	08-10	STD		142481*	----	----	----	----	----	----	----
TE 250 2T (2-STROKE)	14-15	STD		144185	----	----	----	----	----	----	----
TXC 250R	08-09	STD		142481*	----	----	----	----	----	----	----
WMX 250	90-91	STD		----	----	----	----	----	142410	----	----
WR 250	77	STD		----	----	----	----	----	142403	----	----
WR 250	78-81	STD		142401	----	----	----	----	142403	----	----
WR 250	82	STD		142401	----	----	----	----	----	----	----
WR 250	83-84	STD		142401	----	----	----	----	142403	----	----
WR 250	86-88	STD		142401	----	----	----	----	142403	----	----
WR 250	00-02	STD		142431	----	----	----	----	----	----	----
WR 250	04-07	STD		142431	----	----	----	----	----	----	----
WR 250	08-13	STD		142490	----	----	----	144289	144187	----	----
WRX 250	85	STD		142401	----	----	----	----	142403	----	----
WXC 250	93	STD		----	----	----	----	----	142410	----	----
WXC 250	94-95	STD		----	----	----	----	----	142422	----	----
WXC 250	96	STD		----	----	----	----	----	142410	----	----
WXE 250	90	STD		----	----	----	----	----	142410	----	----
WXE 250	93-96	STD		----	----	----	----	----	142410	----	----
XC 250 2T E-START	81-88	STD		142401	----	----	----	----	142403	----	----
WXE 260	91	STD		----	----	----	----	----	142410	----	----
TE 300 2T 2-STROKE	14-15	STD		144185	----	----	----	----	----	----	----
WR 300	09-13	STD		142490	----	----	----	144289	144187	----	----
FC 350	14-15	STD		673151*	----	----	----	----	----	----	----
FC 350	14-15	3.0		142478*	----	----	----	----	----	----	----
FE 350	14-15	STD		673151*	----	----	----	----	----	----	----
FE 350	14-15	3.0		142478*	----	----	----	----	----	----	----
WXE 350	92-95	STD		----	----	----	----	----	142422	----	----
WXL 350	92-93	STD		----	----	----	----	----	142422	----	----
WR 360	99	STD		----	----	----	----	----	142410	----	----
WR 360	00-02	STD		142431	----	----	----	----	142410	----	----
WXC 360	92-96	STD		----	----	----	----	----	142410	----	----
WXE 360	92-96	STD		----	----	----	----	----	142410	----	----

- accessories
- body
- handlebar & grips
- cables & levers**
- exhaust
- engine
- fuel & intake
- electrical & ignition
- clutch
- drive
- bearings
- brakes
- steering & suspension
- tires
- tools & shop

MOTION PRO DIRT BIKE CABLES CONTINUED

- accessories
- body
- handlebar & grips
- cables & levers**
- exhaust
- engine
- fuel & intake
- electrical & ignition
- clutch
- drive
- bearings
- brakes
- steering & suspension
- tires
- tools & shop

MODEL	YEAR	CABLE LENGTH	FOOT NOTE	THROTTLE	THROTTLE PULL	THROTTLE PUSH	CHOKE	CLUTCH CW	CLUTCH LW (TERMINATOR)	FRONT BRAKE	SPECIAL
HUSQVARNA CONTINUED											
390 AUTO	80	STD		142401	----	----	----	----	----	----	----
CR 390	77	STD		----	----	----	----	----	142403	----	----
CR 390	79-80	STD		142401	----	----	----	----	142403	----	----
OR 390	79-80	STD		142401	----	----	----	----	142403	----	----
WR 390	78	STD		142401	----	----	----	----	----	----	----
WR 390	79-80	STD		142401	----	----	----	----	142403	----	----
WR 400	84	STD		142401	----	----	----	----	142403	----	----
WR 400	86	STD		142401	----	----	----	----	142403	----	----
WR 400	88	STD		142401	----	----	----	----	142403	----	----
WRX 400	85	STD		142401	----	----	----	----	142403	----	----
XC 400	86	STD		142401	----	----	----	----	142403	----	----
TE 410 ENDURO	99	STD		----	----	----	----	----	142422	----	----
WXE 410	96	STD		----	----	----	----	----	142422	----	----
420 AUTO	81	STD		142401	----	----	----	----	----	----	----
420 AUTO	82	STD		142401	----	----	----	----	142403	----	----
AE 430	86	STD		142401	----	----	----	----	----	----	----
AE 430 AUTO	87-88	STD		142401	----	----	----	----	----	----	----
CR 430	81-82	STD		142401	----	----	----	----	142403	----	----
CR 430	87-88	STD		142401	----	----	----	----	142403	----	----
WR 430	81-82	STD		142401	----	----	----	----	142403	----	----
WR 430	87-88	STD		142401	----	----	----	----	142403	----	----
WRU 430	83	STD		142401	----	----	----	----	142403	----	----
XC 430	81-82	STD		142401	----	----	----	----	142403	----	----
XC 430	88	STD		142401	----	----	----	----	142403	----	----
TC 449	11-13	STD		144287*	----	----	----	----	----	----	----
TXC 449	11-12	STD		144287*	----	----	----	----	----	----	----
FC 450	15	STD		673151*	----	----	----	----	----	----	----
FC 450	15	3.0		142478*	----	----	----	----	----	----	----
FE 450	14-15	STD		673151*	----	----	----	----	----	----	----
FE 450	14-15	3.0		142478*	----	----	----	----	----	----	----
TC 450	06-10	STD		142481*	----	----	----	----	----	----	----
TE 450	06-07	STD		142481*	----	----	----	----	----	----	----
TXC 450	08-10	STD		142481*	----	----	----	----	----	----	----
TXC 511	11-12	STD		144287*	----	----	----	----	----	----	----
CR 500	82	STD		142401	----	----	----	----	142403	----	----
CR 500	83-86	STD		----	----	----	----	----	142403	----	----
WRU 500	84	STD		142401	----	----	----	----	142403	----	----
XC 500	83-86	STD		----	----	----	----	----	142403	----	----
XC 500	87	STD		142401	----	----	----	----	142403	----	----
FE 501	14-15	STD		673151*	----	----	----	----	----	----	----
FE 501	14-15	3.0		142478*	----	----	----	----	----	----	----
TC 510	08-10	STD		142481*	----	----	----	----	----	----	----
TXC 510	08-10	STD		142481*	----	----	----	----	----	----	----
TC 610	97-99	STD		----	----	----	----	----	142422	----	----
TE 610	99	STD		----	----	----	----	----	142422	----	----
TE 610	06-08	STD		142481*	----	----	----	----	142479	----	----
WXC 610	92-96	STD		----	----	----	----	----	142422	----	----
WXE 610	92-96	STD		----	----	----	----	----	142422	----	----

KAWASAKI											
KDX 50	03-06	STD		674165	----	----	----	----	----	674166	----
KX 60	83-84	STD		673117	----	----	----	----	----	673205	----
KX 60	85-87	STD		673117	----	----	----	673324	----	673205	----
KX 60	88	STD		673211	----	----	----	673324	----	673205	----
KX 60	90-03	STD		673211	----	----	----	673324	----	673205	----
KX 65	00	STD		673211	----	----	----	673313	----	----	----
KX 65	00	2.0		----	----	----	----	673332	----	----	----
KX 65	01-16	STD		673211	----	----	----	673332	----	----	----
KD 80	75-76	STD		----	141248	----	----	141235	----	----	----
KD 80	80-87	STD		----	----	----	----	141235	----	----	----
KDX 80	80-83	STD		----	----	----	----	673118	----	----	----
KDX 80	84-86	STD		----	673117	----	----	673118	----	673205	----
KDX 80	87-88	STD		----	673186	----	----	673118	----	673205	----
KX 80 W3	79-81	STD		----	----	----	----	673118	----	----	----

MOTION PRO DIRT BIKE CABLES CONTINUED

MODEL	YEAR	CABLE LENGTH	FOOT NOTE	THROTTLE	THROTTLE PULL	THROTTLE PUSH	CHOKE	CLUTCH CW	CLUTCH LW (TERMINATOR)	FRONT BRAKE	SPECIAL
KAWASAKI CONTINUED											
KX 80 W3	82	STD		673117	----	----	----	673118	----	----	----
KX 80 W3	83-85	STD		673117	----	----	----	673119	----	----	----
KX 80 W3	86	STD		673117	----	----	----	673131	----	----	----
KX 80 W3	87-88	STD		673186	----	----	----	673131	----	----	----
KX 80 W3	89-00	STD		673186	----	----	----	673187	141276	----	----
KX 85	01-13	STD		673186	----	----	----	673187	141276	----	----
KX 85	14-16	STD		682098	----	----	----	682099	----	----	----
MC 90	74	STD		141248	----	----	----	----	----	----	----
MC 90	75	STD		141248	----	----	----	141235	----	----	----
G5 KE 100	74-75	STD		141248	----	----	----	141235	----	----	----
KD 100	76-79	STD		141248	----	----	----	141235	----	----	----
KE 100	76-81	STD		141248	----	----	----	141235	----	----	----
KE 100	82-83	STD		----	----	----	----	141235	----	----	673010 ⁽⁴⁾
KE 100	84-01	STD		----	----	----	----	----	----	----	673010 ⁽⁴⁾
KM 100	76-79	STD		141248	----	----	----	141235	----	----	----
KM 100	80-81	STD		----	----	----	----	141235	----	----	----
KX 100	95-09	STD		673186	----	----	----	673187	141276	----	----
KX 100	11-13	STD		673186	----	----	----	673187	141276	----	----
KX 100	14-16	STD		682098	----	----	----	682099	----	----	----
KLX 110	02-09	STD		141360	----	----	----	----	----	141361	----
KLX 110	02-09	4.0		141357	----	----	----	----	----	673205	----
KLX 110	10-16	STD		141360	----	----	----	----	----	673426	----
KLX 110	10-16	3.0		----	----	----	----	----	----	673425	----
KLX 110	10-16	4.0		141357	----	----	----	----	----	----	----
KLX 110D MANUAL CLUTCH	10-16	STD		141360	----	----	----	143415	----	673425	----
KLX 110D MANUAL CLUTCH	10-16	4.0		141357	----	----	----	----	----	----	----
F6	71-73	STD		----	----	----	----	----	----	----	673010 ⁽⁴⁾
KLX 125	03-06	STD		141584	----	----	----	141585	----	----	----
KLX 125L	03-06	STD		141584	----	----	----	141585	----	----	----
KX 125	78-79	STD		----	----	----	----	673130	----	----	----
KX 125	80-81	STD		673008	----	----	----	673009	----	----	----
KX 125	82-84	STD		673037	----	----	----	673052	----	----	----
KX 125	85-87	STD		673037	----	----	----	----	----	----	----
KX 125	88-91	STD		673162	----	----	----	673163	----	----	----
KX 125	92-93	STD		673189	----	----	----	673163	----	----	----
KX 125	94	STD		673189	----	----	----	673206	----	----	----
KX 125	95-96	STD		673189	----	----	----	673250	----	----	----
KX 125	97-98	STD		673189	----	----	----	673290	----	----	----
KX 125	99	STD		673189	----	----	----	673303	----	----	----
KX 125	00-02	STD		673189	----	----	----	673308	----	----	----
KX 125	03	STD		673189	----	----	----	673330	----	----	----
KX 125	04-05	STD		673189	----	----	----	673346	----	----	----
KLX 140A	08-16	STD		141371	----	----	----	141372	----	----	----
KLX 140B BIG WHEEL	08-16	STD		141371	----	----	----	141372	----	----	----
F7 175	71-75	STD		----	----	----	----	----	----	----	673010 ⁽⁴⁾
KDX 175	80-81	STD		673008	----	----	----	673009	----	673057	673010 ⁽⁴⁾
KDX 175	82	STD		673037	----	----	----	673009	----	673057	673010 ⁽⁴⁾
KDX 200	83-85	STD		673037	----	----	----	673052	----	673057	----
KDX 200	86-87	STD		673037	----	----	----	673087	----	----	----
KDX 200	88	STD		673162	----	----	----	673165	----	----	----
KDX 200	89-92	STD		673181	----	----	----	673192	----	----	----
KDX 200	93-94	STD		673181	----	----	----	673192	----	----	673202 ⁽⁴⁾
KDX 200	95-06	STD		673253	----	----	----	673192	----	----	673202 ⁽⁴⁾
KDX 220R	97-05	STD		673253	----	----	----	673192	----	----	673202 ⁽⁴⁾
KDX 250	80	STD		----	----	----	----	----	----	----	673123 ⁽⁴⁾
KDX 250	81	STD		673266	----	----	----	----	----	----	673123 ⁽⁴⁾
KDX 250	82	STD		673037	----	----	----	673085	----	----	673123 ⁽⁴⁾
KDX 250	83-84	STD		673037	----	----	----	673085	----	673057	----
KDX 250	91-94	STD		673190	----	----	----	673182	----	----	----
KL 250A	78-79	STD		----	----	----	----	----	----	----	141234 ⁽³⁾
KL 250D/KLR 250	85-04	STD		----	----	----	141294	----	----	----	141233 ⁽⁴⁾
KL 250D/KLR 250	85-04	3.0		----	----	----	----	141242	----	----	----
KLX 250	79-80	STD		----	----	----	----	----	----	673057	673010 ⁽⁴⁾
KLX 250D/250R	94-96	STD		----	673229	----	----	673236	----	----	673202 ⁽⁴⁾

- accessories
- body
- handlebar & grips
- cables & levers**
- exhaust
- engine
- fuel & intake
- electrical & ignition
- clutch
- drive
- bearings
- brakes
- steering & suspension
- tires
- tools & shop

CABLES & LEVERS

MOTION PRO DIRT BIKE CABLES CONTINUED

accessories
body
handlebar & grips
cables & levers
exhaust
engine
fuel & intake
electrical & ignition
clutch
drive
bearings
brakes
steering & suspension
tires
tools & shop

MODEL	YEAR	CABLE LENGTH	FOOT NOTE	THROTTLE	THROTTLE PULL	THROTTLE PUSH	CHOKE	CLUTCH CW	CLUTCH LW (TERMINATOR)	FRONT BRAKE	SPECIAL
KAWASAKI CONTINUED											
KLX 250T/250S	09-14	STD		----	141376	141377	----	141378	----	----	----
KLX 250T/250S	09-14	-1.5		----	143406	143407	----	----	----	----	----
KLX 250T/250S	09-14	3.0		----	----	----	----	682100	----	----	----
KX 250	78-79	STD		----	----	----	----	673130	----	----	----
KX 250	80-81	STD		673266	----	----	----	----	----	----	----
KX 250	82	STD		673037	----	----	----	----	----	----	----
KX 250	83	STD		----	----	----	----	673055	----	----	----
KX 250	84-86	STD		673083	----	----	----	673055	----	----	----
KX 250	87	STD		673083	----	----	----	673153	----	----	----
KX 250	88-89	STD		673162	----	----	----	673164	----	----	----
KX 250	90-91	STD		673162	----	----	----	673182	----	----	----
KX 250	92-98	STD		673189	----	----	----	673182	----	----	----
KX 250	99-04	STD		673189	----	----	----	673304	----	----	----
KX 250	05-07	STD		673357	----	----	----	673356	----	----	----
KX 250F	04	STD		673348*	----	----	----	673347	----	----	141385 ⁽²⁾
KX 250F	05	STD		673358*	----	----	----	673359	----	----	141385 ⁽²⁾
KX 250F	06-08	STD		673365*	----	----	----	673359	----	----	141385 ⁽²⁾
KX 250F	09-10	STD		673365*	----	----	----	673394	----	----	141385 ⁽²⁾
KX 250F	11-12	STD		143821*	----	----	----	143822	----	----	----
KX 250F	13-16	STD		144130*	----	----	----	143822	----	----	----
KX 250F	13-16	1.0		673430*	----	----	----	----	----	----	----
KLX 300A/300R	97-07	STD		----	673229	----	----	673236	----	----	673202 ⁽⁴⁾
KDX 400	79-80	STD		----	----	----	----	673130	----	----	673123 ⁽⁴⁾
KLX 400A/400SR	03	STD		674234*	----	----	----	----	674207	----	674133 ⁽⁴⁾
KLX 400B/400R	03	STD		674196*	----	----	----	674207	----	----	674133 ⁽⁴⁾
KDX 420	81	STD		673266	----	----	----	673130	----	----	673123 ⁽⁴⁾
KX 420	80-81	STD		673266	----	----	----	673130	----	----	----
KDX 450	82	STD		673037	----	----	----	----	----	----	673123 ⁽⁴⁾
KLX 450A/450R	08-09	STD		673365*	----	----	----	141368	----	----	141385 ⁽²⁾
KLX 450AA/450R (AUSTRALIAN)	12-13	STD	123	673365*	----	----	----	141368	----	----	141385 ⁽²⁾
KX 450F	06	STD		673365*	----	----	----	673367	----	----	141385 ⁽²⁾
KX 450F	07	STD		673365*	----	----	----	673367	----	----	----
KX 450F	08	STD		673365*	----	----	----	673367	----	----	141385 ⁽²⁾
KX 450F	09-11	STD		673396*	----	----	----	673400	----	----	----
KX 450F	12	STD		143821*	----	----	----	673400	----	----	----
KX 450F	13-15	STD		673430*	----	----	----	673400	----	----	----
KX 500	83	STD		673037	----	----	----	673055	----	----	----
KX 500	84-86	STD		673083	----	----	----	673055	----	----	----
KX 500	87	STD		673083	----	----	----	673153	----	----	----
KX 500	88-89	STD		673162	----	----	----	673164	----	----	----
KX 500	90-04	STD		673162	----	----	----	673182	----	----	----
KL 600A/KLR 600	84	STD		----	----	----	141294	141242	----	----	141202 ⁽⁴⁾
KL 600B/KLR 600	85-86	STD		----	----	----	141294	141242	----	----	141202 ⁽⁴⁾
KL 650A/KLR 650	87-07	STD		----	141306	141307	141294	141289	----	----	141202 ⁽⁴⁾
KL 650E/KLR 650	08-10	STD		141374*	----	----	141375	141373	----	----	141184 ⁽⁴⁾
KL 650E/KLR 650	11-15	STD		141374*	----	----	141375	141373	----	----	----
KLX 650A/650R	93-95	STD		----	673229	----	----	----	----	----	673202 ⁽⁴⁾
KLX 650C/KLX 650R	93-96	STD		----	----	----	----	----	----	----	673202 ⁽⁴⁾
KLX 650D/650R	96	STD		----	673229	----	----	----	----	----	673202 ⁽⁴⁾
KTM											
50 JUNIOR ADVENTURE	01-03	STD		143478	----	----	----	----	----	----	----
50 JUNIOR ADVENTURE	01-03	3.0		143476	----	----	----	----	----	----	----
50 MINI ADVENTURE	04-07	STD		143478	----	----	----	----	----	----	----
50 MINI ADVENTURE	04-07	3.0		143476	----	----	----	----	----	----	----
50 PRO JUNIOR	98-00	STD		143475	----	----	----	----	----	----	----
50 PRO SENIOR	97-00	STD		143475	----	----	----	----	----	----	----
50 SENIOR ADVENTURE	01-07	STD		143476	----	----	----	----	----	----	----
50 SX	08-11	STD		143476	----	----	----	----	----	----	----
50 SX	12-15	STD		144349	----	----	----	----	----	----	----
50 SX JUNIOR	08	STD		143478	----	----	----	----	----	----	----
50 SX JUNIOR	08	3.0		143476	----	----	----	----	----	----	----
50 SX JUNIOR	09	STD		142491	----	----	----	----	----	----	----

MOTION PRO DIRT BIKE CABLES CONTINUED

MODEL	YEAR	CABLE LENGTH	FOOT NOTE	THROTTLE	THROTTLE PULL	THROTTLE PUSH	CHOKE	CLUTCH CW	CLUTCH LW (TERMINATOR)	FRONT BRAKE	SPECIAL
KTM CONTINUED											
50 SX MINI	08	STD		143478	----	----	----	----	----	----	----
50 SX MINI	08	3.0		143476	----	----	----	----	----	----	----
50 SX MINI	09-11	STD		142491	----	----	----	----	----	----	----
50 SX MINI	12-15	STD		144350	----	----	----	----	----	----	----
50 SX PRO JUNIOR LC	01-07	STD		143478	----	----	----	----	----	----	----
50 SX PRO JUNIOR LC	01-07	3.0		143476	----	----	----	----	----	----	----
50 SX PRO SENIOR LC	01-07	STD		143476	----	----	----	----	----	----	----
65 SX	98-01	STD		143479	----	----	----	143477	----	----	----
65 SX	02-08	STD		670099	----	----	----	----	----	----	----
65 SX	09-15	STD		143474	----	----	----	----	----	----	----
65 XC	09	STD		143474	----	----	----	----	----	----	----
85 SX	04-10	4.0	130	672247	----	----	----	----	----	----	----
85 SX	04-12	STD		670056	----	----	----	----	----	----	----
85 SX	13-15	STD		144185	----	----	----	----	----	----	----
85 XC	08	STD		670056	----	----	----	----	----	----	----
105 SX	04	STD		670056	----	----	----	----	----	----	----
105 SX	04	4.0	130	672247	----	----	----	----	----	----	----
105 SX	06-11	STD		670056	----	----	----	----	----	----	----
105 SX	06-11	4.0	130	672247	----	----	----	----	----	----	----
105 XC	08-09	STD		670056	----	----	----	----	----	----	----
125 ENDURO	89	STD		----	----	----	----	----	----	----	670033 ⁽⁴⁾
125 EXC	90-93	STD		----	----	----	----	----	----	----	670033 ⁽⁴⁾
125 EXC	94	STD		----	----	----	----	----	670039	----	670033 ⁽⁴⁾
125 EXC	95-96	STD		----	----	----	----	----	670039	----	----
125 EXC	97	STD		----	----	----	----	----	670039	----	675015 ⁽⁴⁾
125 EXC	98-01	STD		670056	----	----	----	----	----	----	670104 ⁽⁴⁾
125 EXC	98-03	4.0	130	672247	----	----	----	----	----	----	----
125 EXC	02	STD		670056	----	----	----	----	----	----	675015 ⁽⁴⁾
125 EXC	03-04	STD		670056	----	----	----	----	----	----	670103 ⁽⁴⁾
125 EXC	05	STD		670056	----	----	----	----	----	----	142464 ⁽⁴⁾
125 EXC	05	4.0	130	672247	----	----	----	----	----	----	----
125 SX	94-97	STD		----	----	----	----	----	670039	----	----
125 SX	98-08	STD		670056	----	----	----	----	----	----	----
125 SX	98-08	4.0	130	672247	----	----	----	----	----	----	----
125 SX	11-12	STD		670056	----	----	----	----	----	----	----
125 SX	11-14	4.0	130	672247	----	----	----	----	----	----	----
125 SX	13-15	STD		144185	----	----	----	----	----	----	----
144 SX	07-08	STD		670056	----	----	----	----	----	----	----
144 SX	07-08	4.0	130	672247	----	----	----	----	----	----	----
150 SX	09-12	STD		670056	----	----	----	----	----	----	----
150 SX	09-13	4.0	130	672247	----	----	----	----	----	----	----
150 SX	13-14	STD		144185	----	----	----	----	----	----	----
150 XC	10-12	STD		670056	----	----	----	----	----	----	----
150 XC	10-13	4.0	130	672247	----	----	----	----	----	----	----
150 XC	13-14	STD		144185	----	----	----	----	----	----	----
200 EXC	98-02	STD		670056	----	----	----	----	----	----	670104 ⁽⁴⁾
200 EXC	98-05	4.0	130	672247	----	----	----	----	----	----	----
200 EXC	03-04	STD		670056	----	----	----	----	----	----	670103 ⁽⁴⁾
200 EXC	05	STD		670056	----	----	----	----	----	----	142464 ⁽⁴⁾
200 MXC	98-02	STD		670056	----	----	----	----	----	----	670104 ⁽⁴⁾
200 MXC	98-03	4.0	130	672247	----	----	----	----	----	----	----
200 MXC	03	STD		670056	----	----	----	----	----	----	----
200 SX	03-04	STD		670056	----	----	----	----	----	----	----
200 SX	03-04	4.0	130	672247	----	----	----	----	----	----	----
200 XC	06-09	STD		670056	----	----	----	----	----	----	----
200 XC	06-09	4.0	130	672247	----	----	----	----	----	----	----
200 XCW	06-09	4.0	130	672247	----	----	----	----	----	----	----
200 XCW	06-12	STD		670056	----	----	----	----	----	----	142464 ⁽⁴⁾
200 XCW	12-13	4.0	130	672247	----	----	----	----	----	----	----
200 XCW	13-16	STD		144185	----	----	----	----	----	----	142464 ⁽⁴⁾
250 DXC	90	STD		670012	----	----	----	----	670015	----	----
250 DXC	91	STD		670012	----	----	----	----	670015	----	670033 ⁽⁴⁾
250 ENDURO	89	STD		670012	----	----	----	----	----	----	670033 ⁽⁴⁾
250 EXC	91-93	STD		670012	----	----	----	----	670015	----	670033 ⁽⁴⁾

- accessories
- body
- handlebar & grips
- cables & levers**
- exhaust
- engine
- fuel & intake
- electrical & ignition
- clutch
- drive
- bearings
- brakes
- steering & suspension
- tires
- tools & shop

MOTION PRO DIRT BIKE CABLES CONTINUED

MODEL	YEAR	CABLE LENGTH	FOOT NOTE	THROTTLE	THROTTLE PULL	THROTTLE PUSH	CHOKE	CLUTCH CW	CLUTCH LW (TERMINATOR)	FRONT BRAKE	SPECIAL
KTM CONTINUED											
250 EXC	94	STD		670012	----	----	----	----	670037	----	670033 ⁽⁴⁾
250 EXC	95-96	STD		670012	----	----	----	----	670037	----	675015 ⁽⁴⁾
250 EXC	97	STD		----	----	----	----	----	670037	----	670104 ⁽⁴⁾
250 EXC	97-05	4.0	130	672247	----	----	----	----	----	----	----
250 EXC	98	STD		670056	----	----	----	----	670037	----	670104 ⁽⁴⁾
250 EXC	99-02	STD		670056	----	----	----	----	----	----	670104 ⁽⁴⁾
250 EXC	03-04	STD		670056	----	----	----	----	----	----	670103 ⁽⁴⁾
250 EXC	05	STD		670056	----	----	----	----	----	----	142464 ⁽⁴⁾
250 EXCG	02	STD		670117*	----	----	----	----	----	----	143480 ⁽¹⁾ 670104 ⁽⁴⁾
250 EXCG	02-05	3.0		142472*	----	----	----	----	----	----	----
250 EXCG	03-04	STD		670117*	----	----	----	----	----	----	143480 ⁽¹⁾ 670103 ⁽⁴⁾
250 EXCG	05	STD		670117*	----	----	----	----	----	----	143480 ⁽¹⁾ 142464 ⁽⁴⁾
250 FR	14	STD		144185	----	----	----	----	----	----	----
250 MX	89	STD		670012	----	----	----	----	----	----	670033 ⁽⁴⁾
250 MX	90-92	STD		670012	----	----	----	----	670015	----	670033 ⁽⁴⁾
250 MXC	98	STD		----	----	----	----	----	670037	----	----
250 SX	93	STD		670012	----	----	----	----	670015	----	----
250 SX	94	STD		670012	----	----	----	----	670037	----	670033 ⁽⁴⁾
250 SX	96	3.0		675194	----	----	----	----	----	----	----
250 SX	96-97	STD		----	----	----	----	----	670037	----	----
250 SX	97-09	4.0	130	672247	----	----	----	----	----	----	----
250 SX	98	STD		670056	----	----	----	----	670037	----	----
250 SX	99-12	STD		670056	----	----	----	----	----	----	----
250 SX	12-13	4.0	130	672247	----	----	----	----	----	----	----
250 SX	13-14	STD		144185	----	----	----	----	----	----	----
250 SXF	05-12	STD		142467*	----	----	----	----	----	----	----
250 SXF	05-15	3.0		142478*	----	----	----	----	----	----	----
250 SXF	13-15	STD		673151*	----	----	----	----	----	----	----
250 TVC	92	STD		670012	----	----	----	----	670015	----	670033 ⁽⁴⁾
250 XC 2T E-START	06-12	STD		670056	----	----	----	----	----	----	----
250 XC 2T E-START	06-13	4.0	130	672247	----	----	----	----	----	----	----
250 XC 2T E-START	13-15	STD		144185	----	----	----	----	----	----	----
250 XCF	07-09	STD		142467*	----	----	----	----	----	----	----
250 XCF	07-09	3.0		142478*	----	----	----	----	----	----	----
250 XCF	11-12	STD		142467*	----	----	----	----	----	----	----
250 XCF	11-15	3.0		142478*	----	----	----	----	----	----	----
250 XCF	13-15	STD		673151*	----	----	----	----	----	----	----
250 XCFW	07-09	STD		142467*	----	----	----	----	----	----	142464 ⁽⁴⁾
250 XCFW	07-09	3.0		142478*	----	----	----	----	----	----	----
250 XCFW	12	STD		142467*	----	----	----	----	----	----	142464 ⁽⁴⁾
250 XCFW	12-15	3.0		142478*	----	----	----	----	----	----	----
250 XCFW	13-15	STD		673151*	----	----	----	----	----	----	142464 ⁽⁴⁾
250 XCFW CHAMPIONS EDITION	10	STD		142467*	----	----	----	----	----	----	142464 ⁽⁴⁾
250 XCFW CHAMPIONS EDITION	10	3.0		142478*	----	----	----	----	----	----	----
250 XCFW SIX DAYS	11	STD		142467*	----	----	----	----	----	----	142464 ⁽⁴⁾
250 XCFW SIX DAYS	11	3.0		142478*	----	----	----	----	----	----	----
250 XCW	06-11	STD		670056	----	----	----	----	----	----	142464 ⁽⁴⁾
250 XCW	06-13	4.0	130	672247	----	----	----	----	----	----	----
250 XCW	12	STD		----	----	----	----	----	----	----	142464 ⁽⁴⁾
250 XCW	13-14	STD		144185	----	----	----	----	----	----	142464 ⁽⁴⁾
250 XCW	15	STD		----	----	----	----	----	----	----	142464 ⁽⁴⁾
300 DXC	90-92	STD		670012	----	----	----	----	670015	----	----
300 EXC	90-93	STD		670012	----	----	----	----	670015	----	670033 ⁽⁴⁾
300 EXC	94	STD		670012	----	----	----	----	670037	----	670033 ⁽⁴⁾
300 EXC	95-96	STD		670012	----	----	----	----	670037	----	675015 ⁽⁴⁾
300 EXC	97	STD		----	----	----	----	----	670037	----	675015 ⁽⁴⁾
300 EXC	98	STD		670056	----	----	----	----	670037	----	670104 ⁽⁴⁾
300 EXC	98-05	4.0	130	672247	----	----	----	----	----	----	----
300 EXC	99-02	STD		670056	----	----	----	----	----	----	670104 ⁽⁴⁾

MOTION PRO DIRT BIKE CABLES CONTINUED

MODEL	YEAR	CABLE LENGTH	FOOT NOTE	THROTTLE	THROTTLE PULL	THROTTLE PUSH	CHOKE	CLUTCH CW	CLUTCH LW (TERMINATOR)	FRONT BRAKE	SPECIAL
KTM CONTINUED											
300 EXC	03-04	STD		670056	----	----	----	----	----	----	670103 ⁽⁴⁾
300 EXC	05	STD		670056	----	----	----	----	----	----	142464 ⁽⁴⁾
300 MX	90-92	STD		670012	----	----	----	----	670015	----	----
300 MXC	94	STD		670012	----	----	----	----	670037	----	----
300 MXC	95-96	STD		----	----	----	----	----	670037	----	----
300 MXC	95-96	3.0		675194	----	----	----	----	----	----	----
300 MXC	97	STD		----	----	----	----	----	670037	----	675015 ⁽⁴⁾
300 MXC	97-05	4.0	130	672247	----	----	----	----	----	----	----
300 MXC	98	STD		670056	----	----	----	----	670037	----	670104 ⁽⁴⁾
300 MXC	99-02	STD		670056	----	----	----	----	----	----	670104 ⁽⁴⁾
300 MXC	03-04	STD		670056	----	----	----	----	----	----	670103 ⁽⁴⁾
300 MXC	05	STD		670056	----	----	----	----	----	----	----
300 SX	94	STD		670012	----	----	----	----	670037	----	----
300 SX	95-96	STD		----	----	----	----	----	670037	----	----
300 SX	95-96	3.0		675194	----	----	----	----	----	----	----
300 XC	06-10	4.0	130	672247	----	----	----	----	----	----	----
300 XC	06-12	STD		670056	----	----	----	----	----	----	----
300 XC	12-13	4.0	130	672247	----	----	----	----	----	----	----
300 XC	13-14	STD		144185	----	----	----	----	----	----	----
300 XCW	06-12	STD		670056	----	----	----	----	----	----	142464 ⁽⁴⁾
300 XCW	06-13	4.0	130	672247	----	----	----	----	----	----	----
300 XCW	13-15	STD		144185	----	----	----	----	----	----	142464 ⁽⁴⁾
300 XCW SIX DAYS	14-15	STD		144185	----	----	----	----	----	----	142464 ⁽⁴⁾
350 ENDURO	87	STD		----	----	----	----	----	670014	----	----
350 ENDURO	88-89	STD		----	----	----	----	----	670014	----	670033 ⁽⁴⁾
350 EXC	90	STD		----	----	----	----	----	670014	----	670033 ⁽⁴⁾
350 EXC	94	STD		----	----	----	----	----	670039	----	----
350 EXCF	12	STD		142467*	----	----	----	----	----	----	142464 ⁽⁴⁾
350 EXCF	12-15	3.0		142478*	----	----	----	----	----	----	----
350 EXCF	13-15	STD		673151*	----	----	----	----	----	----	142464 ⁽⁴⁾
350 SXF FI	11-12	STD		142467*	----	----	----	----	----	----	----
350 SXF FI	11-15	3.0		142478*	----	----	----	----	----	----	----
350 SXF FI	13-15	STD		673151*	----	----	----	----	----	----	----
350 XCF	11-12	STD		142467*	----	----	----	----	----	----	----
350 XCF	11-15	3.0		142478*	----	----	----	----	----	----	----
350 XCF	13-15	STD		673151*	----	----	----	----	----	----	----
350 XCFW	12	STD		142467*	----	----	----	----	----	----	142464 ⁽⁴⁾
350 XCFW	12-16	3.0		142478*	----	----	----	----	----	----	----
350 XCFW	13-16	STD		673151*	----	----	----	----	----	----	142464 ⁽⁴⁾
350 XCFW SIX DAYS	15	STD		673151*	----	----	----	----	----	----	142464 ⁽⁴⁾
350 XCFW SIX DAYS	15	3.0		142478*	----	----	----	----	----	----	----
360 EXC	96	STD		670012	----	----	----	----	670037	----	675015 ⁽⁴⁾
360 EXC	97	STD		----	----	----	----	----	670037	----	675015 ⁽⁴⁾
360 EXC	97	4.0	130	672247	----	----	----	----	----	----	----
360 MXC	96	3.0		675194	----	----	----	----	----	----	----
360 MXC	96-97	STD		----	----	----	----	----	670037	----	----
360 MXC	97	4.0	130	672247	----	----	----	----	----	----	----
360 SX	96	3.0		675194	----	----	----	----	----	----	----
360 SX	96-97	STD		----	----	----	----	----	670037	----	----
360 SX	97	4.0	130	672247	----	----	----	----	----	----	----
380 EXC	98	STD		670056	----	----	----	----	670037	----	675015 ⁽⁴⁾
380 EXC	98-02	4.0	130	672247	----	----	----	----	----	----	----
380 EXC	99-02	STD		670056	----	----	----	----	----	----	670104 ⁽⁴⁾
380 MXC	98	STD		670056	----	----	----	----	670037	----	----
380 MXC	98-01	4.0	130	672247	----	----	----	----	----	----	----
380 MXC	9-01	STD		670056	----	----	----	----	----	----	670104 ⁽⁴⁾
380 SX	98	STD		670056	----	----	----	----	670037	----	----
380 SX	98-02	4.0	130	672247	----	----	----	----	----	----	----
380 SX	99-02	STD		670056	----	----	----	----	----	----	670104 ⁽⁴⁾
400 EXC	93	STD		----	----	----	----	----	----	----	670033 ⁽⁴⁾
400 EXC	94-95	STD		----	----	----	----	----	670039	----	670033 ⁽⁴⁾
400 EXC	97	STD		----	----	----	----	----	670039	----	675015 ⁽⁴⁾
400 EXC	00-02	STD		142471*	----	----	----	----	----	----	143480 ⁽¹⁾ 670104 ⁽⁴⁾

- accessories
- body
- handlebar & grips
- cables & levers**
- exhaust
- engine
- fuel & intake
- electrical & ignition
- clutch
- drive
- bearings
- brakes
- steering & suspension
- tires
- tools & shop

MOTION PRO DIRT BIKE CABLES CONTINUED

MODEL	YEAR	CABLE LENGTH	FOOT NOTE	THROTTLE	THROTTLE PULL	THROTTLE PUSH	CHOKE	CLUTCH CW	CLUTCH LW (TERMINATOR)	FRONT BRAKE	SPECIAL
KTM CONTINUED											
400 EXC	00-02	3.0		142470*	----	----	----	----	----	----	----
400 EXC RACING	03	STD		----	----	----	----	----	----	----	143480 ⁽¹⁾
400 EXC RACING	04	STD		670117*	----	----	----	----	----	----	143480 ⁽¹⁾ 670103 ⁽⁴⁾
400 EXC RACING	04-06	3.0		142472*	----	----	----	----	----	----	----
400 EXC RACING	05	STD		670117*	----	----	----	----	----	----	143480 ⁽¹⁾ 142464 ⁽⁴⁾
400 EXC RACING	06	STD		670117*	----	----	----	----	----	----	142464 ⁽⁴⁾
400 MXC	99	STD		----	----	----	----	----	142441	----	670104 ⁽⁴⁾
400 MXC	00-02	STD		142471*	----	----	----	----	----	----	143480 ⁽¹⁾ 670104 ⁽⁴⁾
400 MXC	00-02	3.0		142470*	----	----	----	----	----	----	----
400 RXC	95	STD		----	----	----	----	----	----	----	670033 ⁽⁴⁾
400 RXC	96	STD		----	----	----	----	----	670039	----	675015 ⁽⁴⁾
400 RXC	97	STD		----	----	----	----	----	670039	----	670033 ⁽⁴⁾
400 SC	96	STD		----	----	----	----	----	670039	----	675015 ⁽⁴⁾
400 SX	00-02	STD		142471*	----	----	----	----	----	----	143480 ⁽¹⁾ 675015 ⁽⁴⁾
400 SX	00-02	3.0		142470*	----	----	----	----	----	----	----
400 SXC	98-99	STD		----	----	----	----	----	142441	----	----
400 XCW	07	STD		670117*	----	----	----	----	----	----	142464 ⁽⁴⁾
400 XCW	07	3.0		142472*	----	----	----	----	----	----	----
400 XCW	09-10	STD		142467*	----	----	----	----	----	----	142464 ⁽⁴⁾
400 XCW	09-10	3.0		142478*	----	----	----	----	----	----	----
440 EXC	94-95	STD		670012	----	----	----	----	----	----	675015 ⁽⁴⁾
440 MXC	94-95	STD		670012	----	----	----	----	----	----	675015 ⁽⁴⁾
450 EXC RACING	03-04	STD		670117*	----	----	----	----	----	----	143480 ⁽¹⁾ 670103 ⁽⁴⁾
450 EXC RACING	03-06	3.0		142472*	----	----	----	----	----	----	----
450 EXC RACING	05	STD		670117*	----	----	----	----	----	----	143480 ⁽¹⁾ 142464 ⁽⁴⁾
450 EXC RACING	06	STD		670117*	----	----	----	----	----	----	142464 ⁽⁴⁾
450 EXC RACING	07	STD		670117*	----	----	----	----	----	----	142464 ⁽⁴⁾
450 EXC RACING	07	3.0		142472*	----	----	----	----	----	----	----
450 EXC RACING	08-10	3.0		142478*	----	----	----	----	----	----	----
450 EXC RACING	08-11	STD		142467*	----	----	----	----	----	----	142464 ⁽⁴⁾
450 MXCG	03-05	STD		670117*	----	----	----	----	----	----	670103 ⁽⁴⁾
450 MXCG	03-05	3.0		142472*	----	----	----	----	----	----	----
450 SMC	04	STD		670117*	----	----	----	----	----	----	143480 ⁽¹⁾
450 SMC	04	3.0		142472*	----	----	----	----	----	----	----
450 SXF	03-05	STD	049	----	----	----	----	----	----	----	670103 ⁽⁴⁾
450 SXF	03-06	STD		670117*	----	----	----	----	----	----	----
450 SXF	03-06	3.0		142472*	----	----	----	----	----	----	----
450 SXF	07-12	STD		142467*	----	----	----	----	----	----	----
450 SXF	07-15	3.0		142478*	----	----	----	----	----	----	----
450 SXF	13-15	STD		673151*	----	----	----	----	----	----	----
450 SXF FI FACTORY EDITION	12-14	STD		673151*	----	----	----	----	----	----	----
450 SXF FI FACTORY EDITION	12-14	3.0		142478*	----	----	----	----	----	----	----
450 XCF	06-07	STD		670117*	----	----	----	----	----	----	----
450 XCF	06-07	3.0		142472*	----	----	----	----	----	----	----
450 XCF	08-09	STD		142467*	----	----	----	----	----	----	----
450 XCF	08-09	3.0		142478*	----	----	----	----	----	----	----
450 XCF	13-15	STD		673151*	----	----	----	----	----	----	----
450 XCF	13-15	3.0		142478*	----	----	----	----	----	----	----
450 XCFW CHAMPIONS EDITION	10	STD		142467*	----	----	----	----	----	----	142464 ⁽⁴⁾
450 XCFW CHAMPIONS EDITION	10	3.0		142478*	----	----	----	----	----	----	----
450 XCRW	08	STD		142467*	----	----	----	----	----	----	142464 ⁽⁴⁾
450 XCRW	08	3.0		142478*	----	----	----	----	----	----	----
450 XCW	07	STD		670117*	----	----	----	----	----	----	142464 ⁽⁴⁾
450 XCW	07	3.0		142472*	----	----	----	----	----	----	----
450 XCW	09	STD		142467*	----	----	----	----	----	----	142464 ⁽⁴⁾
450 XCW	09	3.0		142478*	----	----	----	----	----	----	----

MOTION PRO DIRT BIKE CABLES CONTINUED

MODEL	YEAR	CABLE LENGTH	FOOT NOTE	THROTTLE	THROTTLE PULL	THROTTLE PUSH	CHOKE	CLUTCH CW	CLUTCH LW (TERMINATOR)	FRONT BRAKE	SPECIAL
KTM CONTINUED											
450 XCW	12	STD		142467*	----	----	----	----	----	----	142464 ⁽⁴⁾
450 XCW	12-15	3.0		142478*	----	----	----	----	----	----	----
450 XCW	13-15	STD		673151*	----	----	----	----	----	----	142464 ⁽⁴⁾
450 XCW SIX DAYS	10-11	STD		142467*	----	----	----	----	----	----	142464 ⁽⁴⁾
450 XCW SIX DAYS	10-11	3.0		142478*	----	----	----	----	----	----	----
500 EXC	12	STD		142467*	----	----	----	----	----	----	142464 ⁽⁴⁾
500 EXC	12-15	3.0		142478*	----	----	----	----	----	----	----
500 EXC	13-15	STD		673151*	----	----	----	----	----	----	142464 ⁽⁴⁾
500 MX	85-91	STD		----	----	----	----	----	----	----	----
500 MX	92	STD		670012	----	----	----	----	670014	----	----
500 MX EU	93	STD		670012	----	----	----	----	670014	----	----
500 XCW	12	STD		142467*	----	----	----	----	----	----	142464 ⁽⁴⁾
500 XCW	12-15	3.0		142478*	----	----	----	----	----	----	----
500 XCW	13-15	STD		673151*	----	----	----	----	----	----	142464 ⁽⁴⁾
505 SXF	08	STD		142467*	----	----	----	----	----	----	----
505 SXF	08	3.0		142478*	----	----	----	----	----	----	----
505 XCF	08-09	STD		142467*	----	----	----	----	----	----	----
505 XCF	08-09	3.0		142478*	----	----	----	----	----	----	----
520 EXC	00-02	STD		142471*	----	----	----	----	----	----	143480 ⁽¹⁾ 670104 ⁽⁴⁾
520 EXC	00-02	3.0		142470*	----	----	----	----	----	----	----
520 MXC	00-02	STD		142471*	----	----	----	----	----	----	143480 ⁽¹⁾ 670104 ⁽⁴⁾
520 MXC	00-02	3.0		142470*	----	----	----	----	----	----	----
520 SX	00-02	STD		142471*	----	----	----	----	----	----	143480 ⁽¹⁾
520 SX	0-02	3.0		142470*	----	----	----	----	----	----	----
525 EXC RACING	03-04	STD		670117*	----	----	----	----	----	----	143480 ⁽¹⁾ 670103 ⁽⁴⁾
525 EXC RACING	03-07	3.0		142472*	----	----	----	----	----	----	----
525 EXC RACING	05	STD		670117*	----	----	----	----	----	----	143480 ⁽¹⁾ 142464 ⁽⁴⁾
525 EXC RACING	06-07	STD		670117*	----	----	----	----	----	----	142464 ⁽⁴⁾
525 MXCG	03-05	STD		670117*	----	----	----	----	----	----	143480 ⁽¹⁾ 670103 ⁽⁴⁾
525 MXCG	03-05	3.0		142472*	----	----	----	----	----	----	----
525 SX	03-06	STD		670117*	----	----	----	----	----	----	143480 ⁽¹⁾
525 SX	03-06	3.0		142472*	----	----	----	----	----	----	----
525 XC	07	STD		670117*	----	----	----	----	----	----	----
525 XC	07	3.0		142472*	----	----	----	----	----	----	----
525 XCG	06	STD		670117*	----	----	----	----	----	----	142464 ⁽⁴⁾
525 XCG	06	3.0		142472*	----	----	----	----	----	----	----
525 XCW	07	STD		670117*	----	----	----	----	----	----	142464 ⁽⁴⁾
525 XCW	07	3.0		142472*	----	----	----	----	----	----	----
530 EXC	09-11	STD		142467*	----	----	----	----	----	----	142464 ⁽⁴⁾
530 EXC	09-11	3.0		142478*	----	----	----	----	----	----	----
530 EXC CHAMPIONS EDITION	10	STD		142467*	----	----	----	----	----	----	142464 ⁽⁴⁾
530 EXC CHAMPIONS EDITION	10	3.0		142478*	----	----	----	----	----	----	----
530 EXC RACING	08	STD		142467*	----	----	----	----	----	----	142464 ⁽⁴⁾
530 EXC RACING	08	3.0		142478*	----	----	----	----	----	----	----
530 XCRW	08	STD		142467*	----	----	----	----	----	----	142464 ⁽⁴⁾
530 XCRW	08	3.0		142478*	----	----	----	----	----	----	----
530 XCW	09	STD		142467*	----	----	----	----	----	----	----
530 XCW	09	3.0		142478*	----	----	----	----	----	----	----
530 XCW SIX DAYS	10-11	STD		142467*	----	----	----	----	----	----	142464 ⁽⁴⁾
530 XCW SIX DAYS	10-11	3.0		142478*	----	----	----	----	----	----	----
540 DXC	90-91	STD		----	----	----	----	----	670014	----	----
550 DXC	92	STD		----	----	----	----	----	670014	----	----
550 MXC	93	STD		----	----	----	----	----	670014	----	----
560 SMR SUPER MOTO	06	3.0		142472*	----	----	----	----	----	----	----
600 LC4 DXC	92	STD		----	----	----	----	----	----	----	----
600 LC4 ENDURO	88-89	STD		----	----	----	----	----	----	----	670033 ⁽⁴⁾
600 LC4 EXC	90-91	STD		----	----	----	----	----	----	----	670033 ⁽⁴⁾

- accessories
- body
- handlebar & grips
- cables & levers**
- exhaust
- engine
- fuel & intake
- electrical & ignition
- clutch
- drive
- bearings
- brakes
- steering & suspension
- tires
- tools & shop

MOTION PRO DIRT BIKE CABLES CONTINUED

MODEL	YEAR	CABLE LENGTH	FOOT NOTE	THROTTLE	THROTTLE PULL	THROTTLE PUSH	CHOKE	CLUTCH CW	CLUTCH LW (TERMINATOR)	FRONT BRAKE	SPECIAL
KTM CONTINUED											
600 LC4 EXC	92-93	STD		----	----	----	----	----	----	----	670033 ⁽⁴⁾
620 EXC	94	STD		----	----	----	----	----	670039	----	670033 ⁽⁴⁾
620 EXC	97	STD		----	----	----	----	----	670039	----	675015 ⁽⁴⁾
620 RXC	95	STD		----	----	----	----	----	670039	----	670033 ⁽⁴⁾
620 RXC	96	STD		----	----	----	----	----	670039	----	675015 ⁽⁴⁾
620 RXC	97	STD		----	----	----	----	----	670039	----	----
620 SC	96	STD		----	----	----	----	----	670039	----	675015 ⁽⁴⁾
620 SX	96-97	STD		----	----	----	----	----	670039	----	----
620 SX	98	STD		----	----	----	----	----	670039	----	----
625 SXC	03-04	3.0	015	142472*	----	----	----	----	----	----	----
625 SXC	04	STD		----	----	----	----	----	----	----	670103 ⁽⁴⁾
640 LC4 ADVENTURE	98-02	STD		----	----	----	----	----	142441	----	----
640 LC4E	02	STD		----	----	----	----	----	142441	----	----
640 RXC	99-00	STD		----	----	----	----	----	142441	----	----
660 RFR (RALLY FACTORY REPLICA)	07	STD		670117*	----	----	----	----	----	----	142464 ⁽⁴⁾
660 RFR (RALLY FACTORY REPLICA)	07	3.0		142472*	----	----	----	----	----	----	----
690 ENDURO	08-13	STD		141147*	----	----	----	----	----	----	----
690 RFR (RALLY FACTORY REPLICA)	08-09	STD		670117*	----	----	----	----	----	----	142464 ⁽⁴⁾
690 RFR (RALLY FACTORY REPLICA)	08-09	3.0		142472*	----	----	----	----	----	----	----
SUZUKI											
JR 50	78-83	STD		674165	----	----	----	----	----	674166	----
JR 50	84	STD		674165	----	----	----	----	----	----	----
JR 50	85-06	STD		674165	----	----	----	----	----	674166	----
RM 60	03	STD		673211	----	----	----	673324	----	673205	----
RM 65	03-05	STD		673211	----	----	----	673332	----	----	----
DS 80	85-00	STD		674141	----	----	----	674142	----	674168	----
JR 80	01-04	STD		----	----	----	----	143437	----	----	----
RM 80	77-81	STD		----	----	----	----	674078	----	----	----
RM 80	84-88	STD		674105	----	----	----	----	----	----	----
RM 80	89	STD		674105	----	----	----	674116	----	----	----
RM 80	90-01	STD		674115	----	----	----	674116	----	----	----
RM 85	02-10	STD		674115	----	----	----	674116	----	----	----
RM 85	12	STD		674115	----	----	----	674116	----	----	----
RM 85	15	STD		674115	----	----	----	674116	----	----	----
RM 85L	06	STD		674115	----	----	----	674116	----	----	----
RM 85L	07	STD		674115	----	----	----	----	----	----	----
RV 90 ROVER	75-77	STD		----	----	----	----	141441	----	----	----
DS 100	78-81	STD		----	----	----	----	674078	----	----	----
RM 100	77-78	STD		674064	----	----	----	674078	----	----	----
RM 100	79-80	STD		674024	----	----	----	674078	----	----	----
RM 100	81	STD		----	----	----	----	674078	----	----	----
RM 100	03	STD		673186	----	----	----	673187	141276	----	----
TS 100 HONCHO	78-81	STD		----	----	----	----	674078	----	----	----
DRZ 110	03-05	STD		141360	----	----	----	----	----	141361	----
DRZ 110	03-05	4.0		141357	----	----	----	----	----	673205	----
DR 125SE	94-96	STD		----	----	----	----	141588	----	----	----
DRZ 125	03-09	STD		141584	----	----	----	141585	----	----	----
DRZ 125	10	STD		141584	----	----	----	----	----	----	----
DRZ 125	12-13	STD		141584	----	----	----	141585	----	----	----
DRZ 125 (CANADIAN MODEL)	10	STD		----	----	----	----	141585	----	----	----
DRZ 125L	03-09	STD		141584	----	----	----	141585	----	----	----
DRZ 125L	12-13	STD		141584	----	----	----	141585	----	----	----
DRZ 125 (CANADIAN MODEL)	10	STD		141584	----	----	----	141585	----	----	----
DS 125	78-81	STD		----	----	----	----	674078	----	----	----
RM 125	76	STD		674064	----	----	----	674078	----	----	----
RM 125	77-78	STD		674064	----	----	----	674078	----	----	----
RM 125	79-80	STD		674024	----	----	----	674078	----	674077	----
RM 125	81	STD		674024	----	----	----	674055	----	----	----
RM 125	82	STD		674032	----	----	----	674055	----	----	----

MOTION PRO DIRT BIKE CABLES CONTINUED

MODEL	YEAR	CABLE LENGTH	FOOT NOTE	THROTTLE	THROTTLE PULL	THROTTLE PUSH	CHOKE	CLUTCH CW	CLUTCH LW (TERMINATOR)	FRONT BRAKE	SPECIAL
SUZUKI CONTINUED											
RM 125	83	STD		674032	----	----	----	674055	----	674038	----
RM 125	84	STD		674032	----	----	----	674060	----	674056	----
RM 125	85	STD		674032	----	----	----	674060	----	----	----
RM 125	86-87	STD		674032	----	----	----	674091	----	----	----
RM 125	88	STD		674052	----	----	----	674091	----	----	----
RM 125	89-90	STD		674114	----	----	----	674091	----	----	----
RM 125	91-93	STD		674114	----	----	----	674134	----	----	----
RM 125	94	STD		----	----	----	----	674138	----	----	----
RM 125	95-97	STD		674155	----	----	----	674138	----	----	----
RM 125	98	STD		674155	----	----	----	672131	140970	----	----
RM 125	9-00	STD		674193	----	----	----	672131	140970	----	----
RM 125	01-03	STD		674208	----	----	----	674210	----	----	----
RM 125	04-07	STD		674208	----	----	----	674244	----	----	----
RM 125	08	STD	075	674208	----	----	----	674244	----	----	----
RV 125 TRACKER	72-77	STD		141450	----	----	----	141441	----	----	----
TC 125	72-75	STD		141450	----	----	----	141441	----	----	----
TC 125	76-77	STD		----	----	----	----	141441	----	----	----
TS 125 DUSTER	71-75	STD		141450	----	----	----	141441	----	----	----
TS 125 DUSTER	76-77	STD		141450	----	----	----	----	----	----	----
TS 125 DUSTER	78-81	STD		141450	----	----	----	674078	----	----	----
PE 175	78	STD		674064	----	----	----	----	----	----	----
RS 175	80	STD		674024	----	----	----	674078	----	674077	----
RS 175	81-82	STD		674024	----	----	----	674078	----	----	----
DS 185	78-80	STD		----	----	----	----	674078	----	----	----
TS 185 SIERRA	71-76	STD		141450	----	----	----	----	----	----	----
TS 185 SIERRA	77-81	STD		----	----	----	----	674078	----	----	----
DR 200SE	96-09	STD		----	----	----	----	141588	----	----	----
DR 200SE	13	STD		----	----	----	----	141588	----	----	----
SP 200	86-88	STD		----	----	----	----	----	----	----	674120 ⁽⁴⁾
DR 250	90-93	STD		674130*	----	----	----	674128	141476	----	674187 ⁽¹⁾ 674120 ⁽⁴⁾
DR 250S	90-91	STD		----	----	----	----	674128	141476	----	674187 ⁽¹⁾ 674143 ⁽⁴⁾
DR 250S	92	STD		674131*	----	----	----	674128	141476	----	674187 ⁽¹⁾ 674143 ⁽⁴⁾
DR 250SE	93	STD		674144*	----	----	----	674128	141476	----	674143 ⁽⁴⁾
DR 250SE	94-95	STD		674144*	----	----	----	674058	----	----	674143 ⁽⁴⁾
DRZ 250	01-07	STD		----	----	----	----	141571	----	----	----
DRZ 250	01-07	STD	023	141569*	----	----	----	----	----	----	----
DRZ 250	01-07	STD	024	141570*	----	----	----	----	----	----	----
PE 250	77	STD		----	----	----	----	----	----	----	674027 ⁽⁴⁾
PE 250	78-81	STD		----	----	----	----	----	----	----	141405 ⁽⁴⁾
RL 250	74-75	STD		----	----	----	----	141392	----	----	----
RM 250	76-77	STD		674064	----	----	----	674078	----	----	----
RM 250	78	STD		674064	----	----	----	674078	----	674077	----
RM 250	79-80	STD		674064	----	----	----	----	----	674077	----
RM 250	81	STD		674064	----	----	----	674053	----	----	----
RM 250	82	STD		----	----	----	----	674053	----	----	----
RM 250	83	STD		674052	----	----	----	674053	----	----	----
RM 250	84	STD		674052	----	----	----	674054	----	674056	----
RM 250	85	STD		674052	----	----	----	674054	----	----	----
RM 250	86-88	STD		674052	----	----	----	674091	----	----	----
RM 250	89	STD		674114	----	----	----	674091	----	----	----
RM 250	90-92	STD		674114	----	----	----	674134	----	----	----
RM 250	93	STD		674137	----	----	----	674134	----	----	----
RM 250	94	STD		674137	----	----	----	674138	----	----	----
RM 250	95	STD		674156	----	----	----	674138	----	----	----
RM 250	96	STD		674156	----	----	----	672131	140970	----	----
RM 250	97-00	STD		674155	----	----	----	672131	140970	----	----
RM 250	01-03	STD		674208	----	----	----	674210	----	----	----
RM 250	04-08	STD		674208	----	----	----	674244	----	----	----
RMX 250	89	STD		674114	----	----	----	674091	----	----	674143 ⁽⁴⁾
RMX 250	90-92	STD		674114	----	----	----	674134	----	----	674143 ⁽⁴⁾

- accessories
- body
- handlebar & grips
- cables & levers**
- exhaust
- engine
- fuel & intake
- electrical & ignition
- clutch
- drive
- bearings
- brakes
- steering & suspension
- tires
- tools & shop

MOTION PRO DIRT BIKE CABLES CONTINUED

MODEL	YEAR	CABLE LENGTH	FOOT NOTE	THROTTLE	THROTTLE PULL	THROTTLE PUSH	CHOKE	CLUTCH CW	CLUTCH LW (TERMINATOR)	FRONT BRAKE	SPECIAL
SUZUKI CONTINUED											
RMX 250	93-98	STD		674137	----	----	----	674134	----	----	674143 ⁽⁴⁾
RMZ 250	04	STD		673348*	----	----	----	673347	----	----	141772 ⁽²⁾
RMZ 250	05-06	STD		673358*	----	----	----	673359	----	----	141574 ⁽²⁾
RMZ 250	07	STD		674266*	----	----	----	674264	----	----	141574 ⁽²⁾
RMZ 250	08-09	STD		141572*	----	----	----	674264	----	----	141574 ⁽²⁾
RMZ 250	10-12	STD		141572*	----	----	----	143428	----	----	671693 ⁽²⁾
RMZ 250	13-16	STD		144133*	----	----	----	144260	----	----	671693 ⁽²⁾
RS 250	80	STD		----	----	----	----	----	----	674077	----
TM 250	72	STD		----	----	----	----	141392	----	----	----
TS 250 SAVAGE	75	STD		----	----	----	----	141392	----	----	----
DR 350	90-95	STD		674130*	----	----	----	674128	141476	----	674187 ⁽¹⁾ 674120 ⁽⁴⁾
DR 350	96	STD		674130*	----	----	----	674128	141476	----	674187 ⁽¹⁾ 674133 ⁽⁴⁾
DR 350	97	STD		674130*	----	----	----	674128	----	----	674133 ⁽⁴⁾
DR 350	98-99	STD		674130*	----	----	----	674128	141476	----	674187 ⁽¹⁾ 674133 ⁽⁴⁾
DR 350S	90-91	STD		----	----	----	----	674128	141476	----	674187 ⁽¹⁾ 674143 ⁽⁴⁾
DR 350S	92-93	STD		674131*	----	----	----	674128	141476	----	674187 ⁽¹⁾ 674143 ⁽⁴⁾
DR 350SE	94-99	STD		674144*	----	----	----	674058	----	----	674143 ⁽⁴⁾
DR 370	78-79	STD		----	----	----	----	----	----	----	674027 ⁽⁴⁾
RM 370	76-77	STD		674064	----	----	----	674078	----	----	----
SP 370	78-79	STD		----	----	----	----	----	----	----	674027 ⁽⁴⁾
DR 400	80	STD		----	----	----	----	----	----	674077	----
DRZ 400E	00-03	STD		674196*	----	----	----	674207	----	----	674133 ⁽⁴⁾
DRZ 400E	04-07	STD		----	----	----	----	674207	----	----	674133 ⁽⁴⁾
DRZ 400E	04-07	STD	023	674196*	----	----	----	----	----	----	----
DRZ 400E	04-07	STD	024	674234*	----	----	----	----	----	----	----
DRZ 400K	01-04	STD		674196*	----	----	----	674207	----	----	674133 ⁽⁴⁾
DRZ 400S	00-09	STD		674234*	----	----	----	674207	----	----	674133 ⁽⁴⁾
DRZ 400S	11-15	STD		674234*	----	----	----	674207	----	----	674133 ⁽⁴⁾
DRZ 400Y	00	STD		674196*	----	----	----	674207	----	----	674133 ⁽⁴⁾
PE 400	80-81	STD		----	----	----	----	----	----	----	141405 ⁽⁴⁾
RM 400	78	STD		674064	----	----	----	674078	----	674077	----
RM 400	79-80	STD		674064	----	----	----	----	----	674077	----
SP 400	80	STD		----	----	----	----	----	----	----	674027 ⁽⁴⁾
RMX 450 ENDURO X-COUNTRY	10-11	STD		141572*	----	----	----	----	----	----	----
RMZ 450	05	STD		673348*	----	----	----	674252	----	----	----
RMZ 450	06	STD		673348*	----	----	----	674252	----	----	141574 ⁽²⁾
RMZ 450	07	STD		674266*	----	----	----	674252	----	----	144132 ⁽²⁾
RMZ 450	08-12	STD		141572*	----	----	----	141573	----	----	671693 ⁽²⁾
RMZ 450	08-12	2.0		----	----	----	----	----	----	----	144132 ⁽²⁾
RMZ 450	08-12	3.0		144131*	----	----	----	----	----	----	----
RMZ 450	13-16	STD		144131*	----	----	----	141573	----	----	671693 ⁽²⁾
RM 465	81	STD		674064	----	----	----	674026	----	----	----
RM 465	82	STD		----	----	----	----	674026	----	----	----
RM 500	83	STD		674052	----	----	----	674026	----	674038	----
RM 500	84	STD		674052	----	----	----	674026	----	674056	----
SP 500	81-83	STD		----	----	----	----	----	----	674077	674027 ⁽⁴⁾
DL 650 V-STROM	04-06	STD		143420*	----	----	----	141597	----	----	----
DL 650 V-STROM	07-09	STD		----	----	143424	----	141597	----	----	----
DL 650 V-STROM	11	STD		----	----	----	----	141597	----	----	----
DL 650A V-STROM ADVENTURE (ABS)	07-09	STD		----	----	143424	----	141597	----	----	----
DR 650S	90-91	STD		----	----	----	----	----	----	----	674143 ⁽⁴⁾
DR 650S	92-93	STD		674144*	----	----	----	674151	----	----	674143 ⁽⁴⁾
DR 650SE DUAL SPORT	94-95	STD		674144*	----	----	----	674151	----	----	674143 ⁽⁴⁾
DR 650SE DUAL SPORT	96-09	STD		141567*	----	----	----	141568	----	----	674133 ⁽⁴⁾
DR 650SE DUAL SPORT	11-16	STD		141567*	----	----	----	141568	----	----	674133 ⁽⁴⁾
DL 1000 V-STROM	02-09	STD		141578*	----	----	----	----	----	----	----
DL 1000 V-STROM	12	STD		141578*	----	----	----	----	----	----	----

MOTION PRO DIRT BIKE CABLES CONTINUED

MODEL	YEAR	CABLE LENGTH	FOOT NOTE	THROTTLE	THROTTLE PULL	THROTTLE PUSH	CHOKE	CLUTCH CW	CLUTCH LW (TERMINATOR)	FRONT BRAKE	SPECIAL
YAMAHA											
PW 50 Y-ZINGER 50	81-02	STD		141726	----	----	----	----	----	141775	----
PW 50 Y-ZINGER 50	03-09	STD		673405	----	----	----	----	----	141775	----
PW 50 Y-ZINGER 50	12-15	STD		673405	----	----	----	----	----	141775	----
TTR 50	06-09	STD		144138	----	----	----	----	----	144262	----
PW 80 Y-ZINGER 80	91-06	STD	004	675319	----	----	----	----	----	----	----
YZ 80	76-77	STD		----	----	----	----	675066	----	----	----
YZ 80	78-79	STD		----	----	----	----	675066	----	675088	----
YZ 80	80	STD		----	----	----	----	675066	----	----	----
YZ 80	81-82	STD		----	----	----	----	675063	----	----	----
YZ 80	83	STD		675072	----	----	----	675063	----	----	----
YZ 80	84-92	STD		675072	----	----	----	675068	----	----	----
YZ 80	93-96	STD		675213	----	----	----	675149	----	----	----
YZ 80	97-01	STD		675213	----	----	----	675224	----	----	----
YZ 85	02-14	STD		675285	----	----	----	675224	----	----	----
YZ 85	15	STD		675285	----	----	----	----	----	----	----
DT 100	77-83	STD		----	----	----	----	----	----	675088	----
YZ 100	78-79	STD		----	----	----	----	675009	----	----	----
DT 125	74-77	STD		----	----	----	----	----	----	----	675105 ⁽⁴⁾
DT 125	78	STD		----	----	----	----	675064	----	----	675105 ⁽⁴⁾
DT 125	79	STD		----	----	----	----	675064	----	675087	675105 ⁽⁴⁾
DT 125	80-81	STD		----	----	----	----	675064	----	----	675105 ⁽⁴⁾
IT 125	80-81	STD		----	----	----	----	----	----	----	675105 ⁽⁴⁾
TTR 125E	00-07	STD		----	----	----	----	675321	----	----	----
TTR 125E	00-07	3.0		675072	----	----	----	----	----	----	----
TTR 125E	08-09	STD		675376*	----	----	----	675321	----	----	----
TTR 125L TTR 125 (FRONT DISC BRAKE)	00-07	STD		----	----	----	----	675321	----	----	----
TTR 125L TTR 125 (FRONT DISC BRAKE)	00-07	3.0		675072	----	----	----	----	----	----	----
TTR 125L TTR 125 (FRONT DISC BRAKE)	08-09	STD		675376	----	----	----	675321	----	----	----
TTR 125L TTR 125 (FRONT DISC BRAKE)	11-15	STD		675376	----	----	----	675321	----	----	----
XT 125	82-83	STD		675102	----	----	----	675017	----	----	675105 ⁽⁴⁾
YZ 125	77	STD		----	----	----	----	675009	----	----	----
YZ 125	78	STD		675107	----	----	----	675009	----	----	----
YZ 125	79-80	STD		----	----	----	----	675009	----	----	----
YZ 125	81-82	STD		675020	----	----	----	675021	----	----	----
YZ 125	83	STD		675040	----	----	----	675041	----	675042	----
YZ 125	84	STD		675050	----	----	----	675041	----	675029	----
YZ 125	85	STD		675040	----	----	----	675041	----	----	----
YZ 125	86	STD		675112	----	----	----	675090	----	----	----
YZ 125	87-88	STD		675040	----	----	----	675090	----	----	----
YZ 125	89-93	STD		675130	----	----	----	675129	----	----	----
YZ 125	94	STD		675130	----	----	----	675158	----	----	----
YZ 125	95	STD		675194	----	----	----	675158	----	----	----
YZ 125	96-98	STD		675206	----	----	----	675158	----	----	----
YZ 125	99-03	STD		675236	----	----	----	675158	----	----	----
YZ 125	04	STD		675236	----	----	----	675307	----	----	----
YZ 125	05-06	STD		675236	----	----	----	673401	----	----	----
YZ 125	07-15	STD		675355	----	----	----	673401	----	----	----
DT 175	74-77	STD		----	----	----	----	----	----	----	675105 ⁽⁴⁾
DT 175	78	STD		----	----	----	----	675064	----	----	675105 ⁽⁴⁾
DT 175	79-81	STD		----	----	----	----	675064	----	675087	675105 ⁽⁴⁾
IT 175	77-79	STD		----	----	----	----	675009	----	----	675015 ⁽⁴⁾
IT 175	80-81	STD		----	----	----	----	675009	----	----	675030 ⁽⁴⁾
IT 175	82-83	STD		675040	----	----	----	675009	----	----	675015 ⁽⁴⁾
MX 175	79-81	STD		----	----	----	----	675064	----	----	----
BW 200 BIG WHEEL	85-88	STD		675102	----	----	----	675110	----	----	----

- accessories
- body
- handlebar & grips
- cables & levers**
- exhaust
- engine
- fuel & intake
- electrical & ignition
- clutch
- drive
- bearings
- brakes
- steering & suspension
- tires
- tools & shop

MOTION PRO DIRT BIKE CABLES CONTINUED

MODEL	YEAR	CABLE LENGTH	FOOT NOTE	THROTTLE	THROTTLE PULL	THROTTLE PUSH	CHOKE	CLUTCH CW	CLUTCH LW (TERMINATOR)	FRONT BRAKE	SPECIAL
YAMAHA CONTINUED											
IT 200	84-86	STD		675040	----	----	----	675009	----	----	675015 ⁽⁴⁾
TW 200	87-97	STD		675317*	----	----	----	675110	----	----	675105 ⁽⁴⁾
TW 200	98-00	STD		675317*	----	----	----	675110	----	----	----
TW 200	01-15	STD		673402*	----	----	----	675110	----	----	----
WR 200	92	STD		675052	----	----	----	675129	----	----	675157 ⁽⁴⁾
XT 200	82-83	STD		675102	----	----	----	675017	----	----	675105 ⁽⁴⁾
TT 225	86-87	STD		675166*	----	----	----	----	----	----	675015 ⁽⁴⁾
XT 225	92-95	STD		----	----	----	----	675110	----	----	675015 ⁽⁴⁾
XT 225	96-00	STD		----	----	----	----	----	----	----	675015 ⁽⁴⁾
XT 225	01-07	STD		141815*	----	----	----	141816	----	----	675015 ⁽⁴⁾
TTR 230	05-09	STD		141824*	----	----	----	141828	----	----	----
TTR 230	11-14	STD		141824*	----	----	----	141828	----	----	----
TTR 230	15	STD		141824*	----	----	----	----	----	----	----
DT 250	74	STD		----	----	----	----	----	----	----	675105 ⁽⁴⁾
DT 250	75-76	STD		----	----	----	----	----	----	675086	675105 ⁽⁴⁾
DT 250	77-78	STD		----	----	----	----	675009	----	675086	675105 ⁽⁴⁾
DT 250	79	STD		----	----	----	----	675009	----	----	----
IT 250	77-78	STD		675107	----	----	----	675009	----	----	675015 ⁽⁴⁾
IT 250	79-80	STD		675107	----	----	----	----	----	----	675015 ⁽⁴⁾
IT 250	81-82	STD		675020	----	----	----	675021	----	----	675015 ⁽⁴⁾
IT 250	83	STD		675051	----	----	----	----	----	675025	675015 ⁽⁴⁾
TT 250	80	STD		----	----	----	----	675101	----	----	675030 ⁽⁴⁾
TT 250	82	STD		----	----	----	----	----	----	675025	675030 ⁽⁴⁾
TTR 250	00-06	STD		675317*	----	----	----	675320	----	----	----
WR 250	89	STD		675130	----	----	----	----	----	----	675015 ⁽⁴⁾
WR 250	91	STD		675130	----	----	----	675134	----	----	675015 ⁽⁴⁾
WR 250	92-93	STD		----	----	----	----	----	----	----	675015 ⁽⁴⁾
WR 250F	01-02	STD		675238*	----	----	----	675239	----	----	675273 ⁽¹⁾ 675015 ⁽⁴⁾
WR 250F	03-05	STD		675286*	----	----	----	675295	----	----	141772 ⁽²⁾ 675015 ⁽⁴⁾
WR 250F	06	STD		675286*	----	----	----	675295	----	----	141772 ⁽²⁾
WR 250F	07-09	STD		143448*	----	----	----	675295	----	----	141800 ⁽²⁾
WR 250F	11-13	STD		143448*	----	----	----	675295	----	----	141800 ⁽²⁾
WR 250F	15	STD		----	----	----	----	----	----	----	----
WR 250R WR 250R DUAL SPORT	08-15	STD		141833*	----	----	----	143441	----	----	----
WR 250Z	92-96	STD		675142	----	----	----	675134	----	----	----
WR 250Z	97	STD		675223	----	----	----	675134	----	----	----
XT 250	80-83	STD		----	----	----	----	675101	----	----	----
XT 250	84	STD		675317*	----	----	----	----	675117	----	141723 ⁽³⁾
XT 250	08-12	STD		141827*	----	----	----	141829	----	----	----
XT 250	13-15	STD		----	----	----	----	141829	----	----	----
YZ 250	78-79	STD		675107	----	----	----	----	----	----	----
YZ 250	80	STD		675107	----	----	----	675091	----	----	----
YZ 250	81	STD		675020	----	----	----	675021	----	----	----
YZ 250	82	STD		675024	----	----	----	675021	----	675025	----
YZ 250	83-84	STD		675050	----	----	----	675054	----	675029	----
YZ 250	85-87	STD		675050	----	----	----	675054	----	----	----
YZ 250	88	STD		675050	----	----	----	675134	----	----	----
YZ 250	89-94	STD		675130	----	----	----	675134	----	----	----
YZ 250	95	STD		675194	----	----	----	675134	----	----	----
YZ 250	96-98	STD		675206	----	----	----	675134	----	----	----
YZ 250	99	STD		675236	----	----	----	675234	141743	----	----
YZ 250	00 -03	STD		675237	----	----	----	675234	141743	----	----
YZ 250	04	STD		675237	----	----	----	675309	----	----	----
YZ 250	05	STD		675237	----	----	----	675357	----	----	----
YZ 250	06-14	STD		675355	----	----	----	675357	----	----	----
YZ 250	15	STD		675355	----	----	----	----	----	----	----

MOTION PRO DIRT BIKE CABLES CONTINUED

MODEL	YEAR	CABLE LENGTH	FOOT NOTE	THROTTLE	THROTTLE PULL	THROTTLE PUSH	CHOKE	CLUTCH CW	CLUTCH LW (TERMINATOR)	FRONT BRAKE	SPECIAL
YAMAHA CONTINUED											
YZ 250F	01-02	STD		675238*	----	----	----	675239	----	----	675273 ⁽¹⁾
YZ 250F	03	STD		675286*	----	----	----	675291	----	----	675273 ⁽¹⁾ 141772 ⁽²⁾
YZ 250F	04	STD		675286*	----	----	----	675311	----	----	675273 ⁽¹⁾ 141772 ⁽²⁾
YZ 250F	05	STD		675286*	----	----	----	675311	----	----	141772 ⁽²⁾
YZ 250F	06-08	STD		143448*	----	----	----	675331	----	----	----
YZ 250F	06-08	STD	061	----	----	----	----	----	----	----	141800 ⁽²⁾
YZ 250F	09	STD		143448*	----	----	----	143444	----	----	141800 ⁽²⁾
YZ 250F	10-13	STD		143448*	----	----	----	143444	----	----	673399 ⁽²⁾
YZ 250F	14-16	STD		----	----	----	----	144351	----	----	----
YZ 250FX YZ 250F X-COUNTRY	15	STD		----	----	----	----	----	----	----	----
YZ 250WR	89	STD		----	----	----	----	675134	----	----	----
YZ 250WR	90	STD		675130	----	----	----	675134	----	----	675015 ⁽⁴⁾
BW 350 BIG WHEEL	87-88	STD		675166*	----	----	----	675092	675117	----	----
TT 350	86-87	STD		675317*	----	----	----	675092	675117	----	675015 ⁽⁴⁾
XT 350	85-00	STD		675317*	----	----	----	----	675117	----	675104 ⁽⁴⁾ 141723 ⁽³⁾
XT 350	85-00	3.0		----	----	----	----	675092	----	----	----
DT 360	74	STD		----	----	----	----	----	----	----	675105 ⁽⁴⁾
DT 400	75-76	STD		----	----	----	----	----	----	675086	675105 ⁽⁴⁾
DT 400	77-78	STD		----	----	----	----	675009	----	675086	675105 ⁽⁴⁾
IT 400	76	STD		----	----	----	----	----	----	----	675030 ⁽⁴⁾
IT 400	77-78	STD		675107	----	----	----	675009	----	----	675015 ⁽⁴⁾
IT 400	79	STD		675107	----	----	----	----	----	----	675015 ⁽⁴⁾
WR 400F	98-99	STD		675166*	----	----	----	675256	----	----	675015 ⁽⁴⁾
WR 400F	00	STD		675238*	----	----	----	675239	----	----	675015 ⁽⁴⁾
YZ 400	77-79	STD		675107	----	----	----	----	----	----	----
YZ 400F	98-99	STD		675166*	----	----	----	675256	----	----	675273 ⁽¹⁾
IT 425	80	STD		675107	----	----	----	----	----	----	675015 ⁽⁴⁾
WR 426F	00	STD		675238*	----	----	----	675239	----	----	----
WR 426F	01-02	STD		675238*	----	----	----	675239	----	----	675015 ⁽⁴⁾
YZ 426F	00-02	STD		675238*	----	----	----	675239	----	----	675273 ⁽¹⁾
WR 450F	03-05	STD		675286*	----	----	----	675293	----	----	141772 ⁽²⁾ 675015 ⁽⁴⁾
WR 450F	06	STD		675286*	----	----	----	675293	----	----	141772 ⁽²⁾
WR 450F	07-09	STD		143448*	----	----	----	675353	----	----	141800 ⁽²⁾
WR 450F	11	STD		143448*	----	----	----	675353	----	----	141800 ⁽²⁾
WR 450F	12-15	STD		673409*	----	----	----	144136	----	----	----
YZ 450F	03	STD		675286*	----	----	----	675287	----	----	675273 ⁽¹⁾ 141772 ⁽²⁾
YZ 450F	04-05	STD		675286*	----	----	----	675311	----	----	141772 ⁽²⁾
YZ 450F	06-08	STD		675286*	----	----	----	675333	----	----	----
YZ 450F	06-08	STD	061	----	----	----	----	----	----	----	141554 ⁽²⁾
YZ 450F	09	STD		675286*	----	----	----	----	----	----	141800 ⁽²⁾
YZ 450F	10-13	STD		143823*	----	----	----	143447	----	----	----
YZ 450F	14-15	STD		----	----	----	----	144351	----	----	----
YZ 450F	16	STD		----	----	----	----	144351	----	----	----
IT 465	81-82	STD		675020	----	----	----	675021	----	----	675015 ⁽⁴⁾
YZ 465	80	STD		675107	----	----	----	675091	----	----	----
YZ 465	81	STD		675020	----	----	----	675021	----	----	----
IT 490	83-84	STD		675051	----	----	----	675054	----	675025	675015 ⁽⁴⁾
YZ 490	82	STD		675024	----	----	----	675021	----	675029	----
YZ 490	83	STD		675050	----	----	----	675054	----	675029	----
YZ 490	84	STD		675052	----	----	----	675054	----	675029	----
YZ 490	85-90	STD		675052	----	----	----	675054	----	----	----
TT 500	76-81	STD		675071*	----	----	----	675062	----	----	675030 ⁽⁴⁾
WR 500	92-93	STD		675142	----	----	----	----	----	----	----

- accessories
- body
- handlebar & grips
- cables & levers**
- exhaust
- engine
- fuel & intake
- electrical & ignition
- clutch
- drive
- bearings
- brakes
- steering & suspension
- tires
- tools & shop

MOTION PRO DIRT BIKE CABLES CONTINUED

MODEL	YEAR	CABLE LENGTH	FOOT NOTE	THROTTLE	THROTTLE PULL	THROTTLE PUSH	CHOKE	CLUTCH CW	CLUTCH LW (TERMINATOR)	FRONT BRAKE	SPECIAL
YAMAHA CONTINUED											
XT 500	76-79	STD		675071*	-----	-----	-----	675062	-----	675086	675105 ⁽⁴⁾ 141652 ⁽³⁾
XT 500	80-81	STD		675071*	-----	-----	-----	675062	-----	-----	675105 ⁽⁴⁾ 141652 ⁽³⁾
XT 550	82-83	STD		-----	-----	-----	-----	675014	-----	-----	675081 ⁽⁴⁾ 141665 ⁽³⁾
TT 600	83-86	STD		675141*	-----	-----	-----	675014	-----	-----	675015 ⁽⁴⁾
XT 600	84-89	STD		675141*	-----	-----	-----	675014	-----	-----	675030 ⁽⁴⁾ 141665 ⁽³⁾
XT 600	90-95	STD		675166*	-----	-----	-----	-----	-----	-----	675030 ⁽⁴⁾

* Throttle Push & Pull

- (1) Decompression
- (2) Hot Start
- (3) Tach
- (4) Speedo

FOOT NOTES

- 004
Top cable only
- 015
Fits Domino throttle to Keihin FCR
- 023
Non CA models only (For 49 state)
- 024
CA models only
- 049
For adding optional Sigma electronic odometer sensor pick-up on SX models for 98-02 models use 670104.
- 052
requires use of 142625 to stock front brake
- 061
1.5 inches longer than stock
- 072
+2.5 in. Housing is longer than OEM cable to allow for after-market clamps, bars, dampers, etc.
- 075
Non-USA Model
- 109
This control cable is supplied with a clutch perch adjuster(140220) which must be installed with cable.

MOTION PRO DIRT BIKE CABLES PRICING

140462	20.47	H	141385	13.99	H	142478	26.99	H	144350	14.99	H	672197	18.50	H
140840	12.99	H	141392	17.99	H	142479	36.99	H	144351	14.99	H	672198	16.99	H
140847	11.99	H	141405	14.82	H	142481	67.99	H	670012	18.50	H	672201	16.99	H
140851	13.99	H	141441	12.99	H	142490	28.99	H	670014	34.99	H	672218	17.99	H
140923	13.99	H	141450	20.99	H	142491	14.99	H	670015	35.99	H	672219	13.99	H
140970	26.99	H	141476	39.99	J	143402	16.99	H	670033	22.44	H	672220	14.99	H
140980	22.50	H	141554	14.99	H	143406	18.99	H	670037	20.99	H	672221	14.99	H
141056	32.99	H	141567	54.99	H	143407	22.50	H	670039	38.56	G	672228	15.99	H
141080	14.50	H	141568	24.99	J	143415	16.99	H	670056	11.99	H	672247	11.99	H
141082	13.99	H	141569	32.99	H	143420	68.99	H	670099	13.99	G	672277	13.99	H
141104	13.99	H	141570	32.99	H	143424	26.99	H	670103	43.02	H	672278	23.99	H
141113	12.99	H	141571	13.99	H	143428	20.99	H	670104	42.50	H	672279	19.99	H
141114	6.99	H	141572	19.99	H	143437	11.99	H	670117	25.99	H	672280	15.99	H
141115	6.99	H	141573	15.99	H	143441	14.99	H	671693	19.50	B	672280	15.99	H
141117	10.99	H	141574	22.99	H	143444	16.99	H	672002	9.99	H	672283	12.99	H
141118	15.99	H	141578	72.50	H	143447	17.99	H	672026	17.99	H	672292	17.99	H
141144	12.99	H	141584	10.99	H	143448	23.99	H	672040	14.99	G	672314	19.99	H
141145	11.99	H	141585	12.99	H	143474	13.99	H	672041	12.99	H	672314	19.99	H
141147	62.99	H	141588	19.99	H	143475	19.99	H	672045	13.99	H	672315	17.99	H
141152	12.99	H	141597	17.25	H	143476	12.99	H	672047	12.99	H	672316	13.99	H
141153	14.99	H	141652	15.99	H	143477	12.99	H	672055	8.99	H	672318	13.99	H
141161	13.50	H	141665	14.50	H	143478	12.99	H	672057	14.50	H	672319	19.99	H
141162	15.99	H	141723	15.99	H	143479	12.99	H	672058	12.99	H	672321	9.99	H
141163	16.80	H	141726	13.99	H	143480	14.99	H	672060	8.99	H	672322	13.99	H
141184	9.99	H	141743	25.99	H	143481	54.99	H	672063	13.99	H	672339	12.99	H
141202	12.99	H	141772	11.99	H	143483	28.99	H	672067	17.99	H	672373	13.99	H
141233	14.99	H	141775	9.99	H	143821	23.99	H	672068	13.99	H	672376	14.99	H
141234	18.99	H	141800	11.99	H	143822	18.99	H	672069	16.99	H	672383	10.99	H
141235	18.99	H	141815	35.99	H	143823	23.99	H	672071	13.99	H	672384	9.99	H
141242	18.99	H	141816	28.99	H	144119	14.99	H	672074	17.50	H	672387	14.99	H
141248	39.99	H	141824	23.99	H	144130	23.99	H	672106	16.70	G	672388	14.99	H
141276	26.99	H	141827	24.50	H	144131	32.99	H	672131	11.99	H	672389	14.99	H
141289	10.99	H	141828	19.99	H	144132	19.99	H	672132	14.99	H	672412	11.99	H
141294	21.99	H	141829	15.99	H	144133	21.99	J	672138	9.99	H	672414	14.99	H
141306	20.52	H	141833	25.99	H	144136	17.99	H	672139	11.99	H	672417	9.99	H
141307	21.99	H	142401	16.52	H	144138	24.99	H	672140	13.99	H	672418	12.99	H
141357	11.99	H	142403	29.99	H	144185	12.99	H	672151	16.99	H	672421	14.99	H
141360	10.99	H	142404	32.99	H	144187	39.99	H	672152	9.99	H	672423	9.99	H
141361	15.99	H	142410	36.99	H	144260	21.99	H	672153	13.99	H	672439	16.99	H
141368	19.99	H	142422	36.40	G	144262	14.99	H	672162	10.99	H	672468	17.99	H
141371	13.99	H	142431	19.99	G	144287	33.99	H	672163	8.99	H	672472	14.99	H
141372	16.99	H	142432	37.99	H	144288	49.99	H	672164	15.99	H	672473	16.99	H
141373	16.99	H	142441	32.99	H	144289	36.99	H	672165	12.99	H	672477	10.99	H
141374	32.99	H	142464	45.99	H	144345	16.99	H	672167	13.99	H	672485	17.99	H
141375	17.80	H	142467	25.99	H	144346	13.99	H	672168	15.99	H	672486	22.99	H
141376	18.99	H	142470	28.99	H	144347	31.99	H	672169	16.99	H	672487	10.99	H
141377	21.70	G	142471	26.99	H	144348	31.99	H	672170	16.50	H	672506	14.99	H
141378	18.99	G	142472	25.99	H	144349	15.99	H	672196	13.99	H	672515	14.99	H

- accessories
- body
- handlebar & grips
- cables & levers**
- exhaust
- engine
- fuel & intake
- electrical & ignition
- clutch
- drive
- bearings
- brakes
- steering & suspension
- tires
- tools & shop

MOTION PRO DIRT BIKE CABLES PRICING CONTINUED

accessories
body
handlebar & grips
cables & levers
exhaust
engine
fuel & intake
electrical & ignition
clutch
drive
bearings
brakes
steering & suspension
tires
tools & shop

672549	12.99	H	673330	14.99	H	674137	14.99	H	675081	18.99	H	675238	18.99	H
672550	13.99	H	673332	8.99	H	674138	17.99	H	675086	18.99	H	675239	15.99	H
672579	13.99	H	673346	14.99	H	674141	17.50	H	675087	19.99	H	675256	15.99	H
672587	12.99	H	673347	14.99	H	674142	10.99	H	675088	18.99	H	675273	15.99	H
673008	24.99	H	673348	23.99	H	674143	18.52	H	675090	19.99	H	675273	15.99	H
673009	26.99	H	673356	14.99	H	674144	26.99	H	675091	20.99	H	675285	9.99	H
673010	15.99	H	673357	14.99	H	674151	17.50	H	675092	11.99	H	675286	10.99	H
673037	14.99	H	673358	23.99	H	674155	14.99	H	675101	20.99	H	675286	10.99	H
673052	17.99	H	673359	14.99	H	674156	17.99	H	675102	21.99	H	675287	18.99	H
673055	13.99	H	673365	19.99	H	674165	12.50	H	675104	11.99	H	675291	14.99	H
673057	21.99	H	673367	20.99	H	674166	14.99	H	675105	15.99	H	675293	17.99	H
673083	15.99	H	673394	19.99	H	674168	19.50	H	675107	19.99	H	675295	15.99	H
673085	22.99	H	673396	22.99	H	674187	16.50	H	675110	14.99	H	675307	15.99	H
673087	15.99	H	673399	13.99	H	674193	13.99	H	675112	16.99	H	675309	16.99	H
673117	13.99	H	673400	15.99	H	674196	15.99	H	675117	23.99	H	675311	13.99	H
673118	12.99	H	673401	17.99	H	674207	14.99	H	675129	18.99	H	675317	31.50	H
673119	19.99	H	673402	32.99	H	674208	10.99	H	675130	14.99	H	675317	31.50	H
673123	12.99	H	673405	23.99	H	674210	12.99	H	675134	18.99	H	675319	11.99	H
673130	16.99	H	673409	24.99	H	674234	18.99	H	675141	41.99	H	675320	17.99	H
673131	18.99	H	673425	16.99	H	674244	11.99	H	675141	41.99	H	675321	16.99	H
673151	25.99	H	673426	16.99	H	674252	20.99	H	675142	14.99	H	675331	12.99	H
673153	21.99	H	673430	19.99	H	674264	15.99	H	675149	14.99	H	675333	13.99	H
673162	15.99	H	674024	18.99	H	674266	23.99	H	675157	16.58	H	675353	17.99	H
673163	17.99	H	674026	15.70	G	675009	14.99	H	675158	14.50	H	675355	12.99	H
673164	17.99	H	674027	13.99	H	675014	16.47	H	675166	26.99	H	675357	11.99	H
673165	19.99	H	674032	15.99	H	675015	9.99	H	675166	26.99	H	675376	26.99	H
673181	16.99	H	674038	20.99	H	675015	9.99	H	675194	12.99	H	675376	26.99	H
673182	17.99	H	674052	14.99	H	675017	11.99	H	675206	14.99	H	678436	25.50	H
673186	9.99	H	674053	18.99	H	675020	18.99	H	675213	10.99	H	678437	25.50	H
673187	11.99	H	674054	22.99	H	675021	19.99	H	675223	14.99	H	682096	13.99	E
673189	12.99	H	674055	17.99	H	675024	17.99	H	675224	9.99	H	682097	24.50	E
673190	16.99	H	674056	29.76	G	675025	21.99	H	675234	14.99	H	682098	13.99	E
673192	14.99	H	674058	13.99	H	675029	18.99	H	675236	12.99	H	682099	54.01	E
673202	17.75	H	674060	19.99	H	675030	11.99	H	675237	11.99	H	682100	50.99	E
673205	15.99	H	674064	14.99	H	675040	16.99	H	675238	18.99	H			
673206	16.99	H	674077	23.99	H	675041	21.99	H						
673211	11.99	H	674078	13.99	H	675042	21.99	H						
673229	15.60	H	674091	18.99	H	675050	14.99	H						
673236	15.99	H	674105	11.99	H	675051	22.99	H						
673250	16.99	H	674114	14.99	H	675052	16.99	H						
673253	15.99	H	674115	10.99	G	675054	16.25	H						
673266	25.66	H	674116	14.99	H	675062	22.27	H						
673290	15.99	H	674120	23.99	H	675063	22.20	G						
673303	12.99	H	674128	16.99	H	675064	23.99	H						
673304	11.99	H	674130	45.99	H	675066	20.99	H						
673308	10.99	H	674131	48.50	H	675068	12.50	H						
673313	9.99	H	674133	15.99	H	675071	49.99	H						
673324	9.99	H	674134	17.99	H	675072	10.99	H						

ALL BALLS RACING CABLES



- Keep your machine working smoothly with a new cable from All Balls Racing
- Standard black vinyl coil-wound housing
- Meets or exceeds O.E. quality

MODEL	YEARS	CLUTCH CABLE		THROTTLE CABLE	
HONDA					
CRF50F	04 - 12	----		133431	19.50 L
XR50R	00 - 03	----		133431	19.50 L
Z-50R	86 - 99	----		133431	19.50 L
Z-50RD	86	----		133431	19.50 L
CRF70F	04 - 12	----		133411	18.90 L
CT70 TRAIL	91 - 94	----		133411	18.90 L
XR70R	97 - 03	----		133411	18.90 L
XL75	77 - 79	133491	11.50 L	----	
XR75	73 - 78	133492	9.90 L	----	
CR80	80 - 83	133493	11.95 L	----	
CR80	84	133493	11.95 L	133282	11.05 L
CR80R	85 - 95	133493	11.95 L	133282	11.05 L
CR80R	96 - 02	133493	11.95 L	133283	11.05 L
CR80RB	97 - 02	133493	11.95 L	133283	11.05 L
CRF80F	04 - 13	133492	9.90 L	133284	12.10 L
XL80S	80 - 85	133491	11.50 L	----	
XR80	79 - 82	133492	9.90 L	----	
XR80	83 - 84	133492	9.90 L	133282	11.05 L
XR80R	85	133492	9.90 L	133282	11.05 L
XR80R	86 - 03	133492	9.90 L	133284	12.10 L
CR85R/RB	03 - 07	133493	11.95 L	133283	11.05 L
CRF100F	04 - 13	133492	9.90 L	133285	15.95 L
XL100S	81 - 85	133491	11.50 L	----	
XR100	81 - 84	133491	11.50 L	----	
XR100R	85	133492	9.90 L	----	
XR100R	86 - 03	133492	9.90 L	133285	15.95 L
CR125R	84	133606	16.90 L	133286	15.95 L
CR125R	85 - 86	133606	16.90 L	133460	12.90 L
CR125R	87 - 89	133495	15.90 L	133460	12.90 L
CR125R	90 - 92	133495	15.90 L	133459	17.95 L
CR125R	93 - 97	133495	15.90 L	133286	15.95 L
CR125R	98 - 99	133496	18.90 L	133286	15.95 L
CR125R	00 - 03	133495	15.90 L	133287	15.95 L
CR125R	04 - 07	133494	18.50 L	133288	15.95 L
CRF125F	14 - 16	133698	TBA	----	
XL125	79 - 84	133497	11.05 L	----	
CRF150F	03 - 05	133500	13.90 L	133289	19.90 L
CRF150F	06 - 16	133499	13.90 L	133289	19.90 L
CRF150R/RB	07 - 16	133498	11.90 L	133290	15.95 L
XL185S	79 - 83	133497	11.05 L	----	
XR185	79	133497	11.05 L	----	
XL200R	83 - 84	133497	11.05 L	133460	12.90 L
XR200	80 - 84	133497	11.05 L	----	
XR200R	81 - 83	133497	11.05 L	133460	12.90 L

MODEL	YEARS	CLUTCH CABLE		THROTTLE CABLE	
HONDA CONTINUED					
XR200R	84 - 85	----		133291	12.50 L
XR200R	86 - 02	133497	11.05 L	133292	19.90 L
CRF230F	03 - 16	133500	13.90 L	133293	24.90 L
CRF230L	08 - 09	133501	11.05 L	133297	24.90 L
CRF230M	09	133501	11.05 L	133297	24.90 L
CR250R	84	133539	13.50 L	133286	15.95 L
CR250R	85	133539	13.50 L	133460	12.90 L
CR250R	86 - 89	133539	13.50 L	133298	11.05 L
CR250R	90 - 97	133539	13.50 L	133286	15.95 L
CR250R	98 - 04	133502	15.90 L	133286	15.95 L
CR250R	05 - 07	133502	15.90 L	133287	15.95 L
CRF250R	04 - 07	133504	13.90 L	133299	18.50 L
CRF250R	08 - 09	133503	13.95 L	133299	18.50 L
CRF250R	10 - 13	133585	15.60 L	133300	18.50 L
CRF250R	14 - 15	133618	16.05 L	133485	18.50 L
CRF250R	16	133618	16.05 L	----	
CRF250X	04 - 07	133505	14.90 L	133299	18.50 L
CRF250X	08 - 15	133504	13.90 L	133299	18.50 L
XL250R	82 - 83	----		133468	29.90 L
XL250R	84 - 85	----		133302	24.90 L
XL250R	86 - 87	----		133466	29.90 L
XR250L	91 - 96	133506	18.50 L	----	
XR250R	84 - 85	----		133302	24.90 L
XR250R	86 - 95	133506	18.50 L	133467	25.90 L
XR250R	96 - 04	133583	14.95 L	133301	24.90 L
XL350R	84 - 85	----		133302	24.90 L
XR350R	83 - 84	----		133302	24.90 L
XR400R	96 - 04	133584	21.50 L	133458	29.95 L
CRF450R	02 - 08	133505	14.90 L	133299	18.50 L
CRF450R	09 - 12	133585	15.60 L	133300	18.50 L
CRF450R	13 - 14	133586	25.95 L	133300	18.50 L
CRF450R	15	133617	16.05 L	133300	18.50 L
CRF450R	16	133617	16.05 L	----	
CRF450X	05 - 15	133587	15.90 L	133299	18.50 L
CR500R	84	133539	13.50 L	133286	15.95 L
CR500R	85 - 89	133539	13.50 L	133298	11.05 L
CR500R	90 - 01	133539	13.50 L	133286	15.95 L
XL600R	83 - 87	----		133302	24.90 L
XR600R	85 - 87	133588	16.05 L	133302	24.90 L
XR600R	88 - 00	133588	16.05 L	133303	31.90 L
XR650L	93 - 15	133588	16.05 L	133306	31.90 L
XR650R	00 - 07	133589	16.75 L	133304	31.90 L

- accessories
- body
- handlebar & grips
- cables & levers**
- exhaust
- engine
- fuel & intake
- electrical & ignition
- clutch
- drive
- bearings
- brakes
- steering & suspension
- tires
- tools & shop

CABLES & LEVERS

ALL BALLS DIRT BIKE CABLES

- accessories
- body
- handlebar & grips
- cables & levers**
- exhaust
- engine
- fuel & intake
- electrical & ignition
- clutch
- drive
- bearings
- brakes
- steering & suspension
- tires
- tools & shop

MODEL	YEARS	CLUTCH CABLE	THROTTLE CABLE
HUSABERG			
FE250	13 - 14	----	133324 32.50 L
TE250	11 - 14	----	133325 13.90 L
TE300	11 - 14	----	133325 13.90 L
FE350	13 - 14	----	133324 32.50 L
450FC	04 - 05	----	133322 32.50 L
450FE	04 - 08	----	133322 32.50 L
450FS	04	----	133322 32.50 L
450FS-C	05 - 06	----	133322 32.50 L
450FS-E	05 - 08	----	133322 32.50 L
FE450	14	----	133324 32.50 L
FE501	14	----	133324 32.50 L
550FE	07 - 08	----	133322 32.50 L
550FS-E	07	----	133322 32.50 L
650FC	04 - 05	----	133322 32.50 L
650FE	04 - 08	----	133322 32.50 L
650FS	04 - 08	----	133322 32.50 L
650FS-C	05 - 06	----	133322 32.50 L
650FS-E	05 - 07	----	133322 32.50 L
TC 85	14 - 15	----	133325 13.90 L
CR125	00 - 07	133605 26.05 L	133334 15.50 L
CR125	08	----	133334 15.50 L
CR125	09 - 12	133605 26.05 L	----
TC 125	14 - 15	----	133325 13.90 L
TE 125	15	----	133325 13.90 L
WR125	00 - 07	133605 26.05 L	133334 15.50 L
WR125	08	----	133334 15.50 L
WR125	09 - 12	133605 26.05 L	----
CR250	00 - 04	133604 26.50 L	133334 15.50 L
FC 250	14 - 15	----	133325 13.90 L
FE 250	14 - 15	----	133324 32.50 L
TC 250	14 - 15	----	133325 13.90 L
TC250	03 - 04	----	133474 29.90 L
TC250	05 - 10	----	133332 25.90 L
TC250	11	----	133331 17.95 L
TE 250	14 - 15	----	133325 13.90 L
TE250	03 - 04	----	133474 29.90 L
TE250	05 - 07	----	133332 25.90 L
TE250	08 - 09	----	133478 32.50 L
TE250	10 - 12	----	133331 17.95 L
TXC250	08 - 09	----	133332 25.90 L
TXC250	10 - 13	----	133331 17.95 L
WR250	00 - 12	133604 26.50 L	133334 15.50 L
WR250	13	----	133334 15.50 L
TE 300	14 - 15	----	133325 13.90 L
WR300	08 - 12	133604 26.50 L	133334 15.50 L
WR300	13	----	133334 15.50 L
TE310	09	----	133478 32.50 L
TE310	10	----	133332 25.90 L

MODEL	YEARS	CLUTCH CABLE	THROTTLE CABLE
HUSABERG CONTINUED			
TE310	11 - 13	----	133331 17.95 L
TXC310	12 - 13	----	133331 17.95 L
FC 350	14 - 15	----	133324 32.50 L
FE 350	14 - 15	----	133324 32.50 L
FE 350S	15	----	133324 32.50 L
WR360	00 - 02	----	133334 15.50 L
SM400R	04	----	133474 29.90 L
FC 450	14 - 15	----	133324 32.50 L
FE 450	14	----	133324 32.50 L
SM450	10	----	133478 32.50 L
SM450R	03 - 04	----	133474 29.90 L
SM450R	05 - 07	----	133332 25.90 L
SM450R	08 - 09	----	133478 32.50 L
TC450	03 - 04	----	133474 29.90 L
TC450	05 - 10	----	133332 25.90 L
TE TC TXC 449	11 - 13	----	133333 21.50 L
TE450	03 - 04	----	133474 29.90 L
TE450	05 - 07	----	133332 25.90 L
TE450	08 - 10	----	133478 32.50 L
TXC450	08 - 10	----	133332 25.90 L
FE 501	14 - 15	----	133324 32.50 L
FE 501S	15	----	133324 32.50 L
SM510	10	----	133478 32.50 L
SM510R	05 - 07	----	133332 25.90 L
SM510R	08 - 09	----	133478 32.50 L
TC510	05 - 09	----	133332 25.90 L
TE510	04	----	133474 29.90 L
TE510	05 - 07	----	133332 25.90 L
TE510	09 - 10	----	133478 32.50 L
TXC510	08 - 10	----	133332 25.90 L
TE TXC 511	12	----	133333 21.50 L
SM530R	09	----	133478 32.50 L
SMR570	03 - 04	----	133474 29.90 L
SM610	06 - 08	----	133332 25.90 L
TE610	06 - 08	----	133332 25.90 L
SMS630	10	----	133331 17.95 L
TE630	10	----	133331 17.95 L
KAWASAKI			
KX60	85 - 87	133590 11.05 L	----
KX60	88 - 03	133590 11.05 L	133463 13.10 L
KX65	00 - 15	133591 11.05 L	133463 13.10 L
KDX80	87 - 88	----	133462 15.90 L
KX80	87 - 88	----	133462 15.90 L
KX80	89 - 00	133543 13.90 L	133462 15.90 L
KX80 BIG WHEEL	92 - 94	133543 13.90 L	133462 15.90 L
KX85	01 - 13	133543 13.90 L	133462 15.90 L

ALL BALLS DIRT BIKE CABLES (CONTINUED)

MODEL	YEARS	CLUTCH CABLE		THROTTLE CABLE	
KAWASAKI CONTINUED					
KX85	14 - 15	133699	TBA	133702	TBA
KX100	95 - 13	133543	13.90 L	133462	15.90 L
KX100	14 - 15	133699	TBA	133702	TBA
KLX110	02 - 16	----		133464	13.10 L
KLX110L	10 - 15	133582	17.90 L	133464	13.10 L
KLX110L	16	133582	17.90 L	133703	TBA
KLX125	03 - 06	133542	13.90 L	133321	11.90 L
KLX125L	03 - 06	133542	13.90 L	133321	11.90 L
KX125	82 - 87	----		133465	17.10 L
KX125	88 - 91	133581	18.90 L	133296	17.50 L
KX125	92 - 93	133581	18.90 L	133316	15.90 L
KX125	94	133607	18.50 L	133316	15.90 L
KX125	95 - 96	133580	17.95 L	133316	15.90 L
KX125	97 - 98	133579	17.90 L	133316	15.90 L
KX125	99	133578	14.50 L	133315	15.90 L
KX125	00 - 02	133577	14.50 L	133315	15.90 L
KX125	03	133576	15.95 L	133315	15.90 L
KX125	04 - 05	133575	15.60 L	133315	15.90 L
KLX140	08 - 16	133574	18.50 L	133320	15.90 L
KLX140L	08 - 16	133574	18.50 L	133320	15.90 L
KDX175	82	----		133465	17.10 L
KDX200	83 - 87	----		133465	17.10 L
KDX200	88	----		133296	17.50 L
KDX200	89 - 94	133573	16.90 L	133319	18.90 L
KDX200	95 - 06	133573	16.90 L	133318	18.90 L
KDX220	97 - 05	133573	16.90 L	133318	18.90 L
KDX250	82 - 84	----		133465	17.10 L
KDX250	91 - 94	133490	24.10 L	133317	18.90 L
KL250 SUPER SHERPA	00 - 10	133489	14.10 L	----	
KLR250	85 - 05	133489	14.10 L	----	
KLX250R	94 - 96	133489	14.10 L	133480	31.90 L
KLX250S	06 - 14	133489	14.10 L	----	
KLX250SF	09 - 10	133489	14.10 L	----	
KX250	82	----		133465	17.10 L
KX250	84 - 86	----		133296	17.50 L
KX250	87	133611	23.95 L	133296	17.50 L
KX250	88 - 89	133608	19.50 L	133296	17.50 L
KX250	90 - 91	133490	24.10 L	133296	17.50 L
KX250	92 - 98	133490	24.10 L	133316	15.90 L
KX250	99 - 04	133572	14.90 L	133315	15.90 L
KX250	05 - 07	133571	15.75 L	133314	15.90 L
KX250F	04	133535	15.90 L	133313	25.90 L
KX250F	05	133534	19.95 L	133442	25.90 L
KX250F	06 - 08	133534	19.95 L	133312	25.90 L
KX250F	09 - 10	133570	22.90 L	133312	25.90 L
KX250F	11 - 12	133569	21.95 L	133311	25.90 L
KX250F	13 - 16	133568	21.95 L	133310	25.90 L
KLX300(R)	97 - 07	133489	14.10 L	133480	31.90 L

MODEL	YEAR	CLUTCH CABLE		THROTTLE CABLE	
KAWASAKI CONTINUED					
KLX400R	03 - 04	133529	17.95 L	133443	18.90 L
KLX400SR	03 - 04	133529	17.95 L	133444	32.50 L
KDX450	82	----		133465	17.10 L
KLX450R	08 - 09	133567	21.95 L	133312	25.90 L
KX450F	06 - 08	133566	21.95 L	133312	25.90 L
KX450F	09 - 12	133565	23.95 L	133311	25.90 L
KX450F	13 - 15	133565	23.95 L	133310	25.90 L
KX500	83	----		133465	17.10 L
KX500	84 - 86	----		133296	17.50 L
KX500	87	133611	23.95 L	133296	17.50 L
KX500	88 - 89	133608	19.50 L	133296	17.50 L
KX500	90 - 04	133490	24.10 L	133296	17.50 L
KL600	84 - 86	133489	14.10 L	----	
KL650 A (KLR)	87 - 07	133488	17.10 L	133295	24.90 L
KL650 E (KLR)	08 - 15	133612	18.50 L	133294	24.90 L
KLX650 C	93 - 96	----		133480	31.90 L
KLX650D1	96	----		133480	31.90 L
KLX650R	93 - 96	----		133480	31.90 L
KTM					
50 SX	06 - 11	----		133328	13.90 L
50 SXS	11	----		133328	13.90 L
JR ADV 50	02 - 03	----		133330	13.90 L
MINI ADV 50	02 - 07	----		133330	13.90 L
SM 50	06	----		133328	13.90 L
SR ADV 50	02 - 07	----		133328	13.90 L
SX 50 MINI	08	----		133330	13.90 L
SX 50 MINI	09 - 16	----		133329	15.90 L
SX PRO JR 50	03 - 08	----		133330	13.90 L
SX PRO JR 50	09	----		133329	15.90 L
SX PRO SR 50	02 - 05	----		133328	13.90 L
SX 60	98 - 00	----		133475	14.50 L
SX 65	98 - 01	----		133475	14.50 L
SX 65	02 - 08	----		133327	15.90 L
SX 65	09 - 16	----		133326	15.90 L
SXS 65	13 - 14	----		133326	15.90 L
XC 65	08	----		133327	15.90 L
XC 65	09	----		133326	15.90 L
SX 85	03 - 16	----		133325	13.90 L
SXS 85	13 - 14	----		133325	13.90 L
XC 85	08 - 09	----		133325	13.90 L
SX 105	06 - 11	----		133325	13.90 L
XC 105	08 - 09	----		133325	13.90 L
EGS 125	98 - 99	----		133325	13.90 L
EXC 125	98 - 09	----		133325	13.90 L
EXE 125	00 - 01	----		133325	13.90 L
SX 125	98 - 16	----		133325	13.90 L
SXS 125	04	----		133325	13.90 L
SX 144	07 - 08	----		133325	13.90 L
SX 150	09 - 16	----		133325	13.90 L

- accessories
- body
- handlebar & grips
- cables & levers**
- exhaust
- engine
- fuel & intake
- electrical & ignition
- clutch
- drive
- bearings
- brakes
- steering & suspension
- tires
- tools & shop

CABLES & LEVERS

ALL BALLS DIRT BIKE CABLES (CONTINUED)

- accessories
- body
- handlebar & grips
- cables & levers**
- exhaust
- engine
- fuel & intake
- electrical & ignition
- clutch
- drive
- bearings
- brakes
- steering & suspension
- tires
- tools & shop

MODEL	YEAR	CLUTCH CABLE	THROTTLE CABLE
KTM CONTINUED			
XC 150	10 - 14	----	133325 13.90 L
EXC 200	98 - 05	----	133325 13.90 L
MXC 200	98 - 03	----	133325 13.90 L
SX 200	03 - 04	----	133325 13.90 L
XC 200	06 - 09	----	133325 13.90 L
XC-W 200	06 - 16	----	133325 13.90 L
EGS 250	97 - 98	----	133325 13.90 L
EXC 250	97 - 05	----	133325 13.90 L
EXC-G 250 RACING	02	----	133323 32.50 L
EXC-G 250 RACING	03 - 04	----	133322 32.50 L
FREERIDE 250 R	15 - 16	----	133325 13.90 L
MXC 250	98 - 01	----	133325 13.90 L
SX 250	97 - 16	----	133325 13.90 L
SX-F 250	05 - 15	----	133324 32.50 L
SXS 250	01 - 04	----	133325 13.90 L
XC 250	06 - 16	----	133325 13.90 L
XC-F 250	07 - 15	----	133324 32.50 L
XC-FW 250	07 - 16	----	133324 32.50 L
XC-W 250	06 - 16	----	133325 13.90 L
EGS 300	97 - 99	----	133325 13.90 L
EXC 300	97 - 05	----	133325 13.90 L
MXC 300	97 - 05	----	133325 13.90 L
XC 300	06 - 16	----	133325 13.90 L
XC-W 300	06 - 16	----	133325 13.90 L
XC-W 300 SIX DAYS	15	----	133325 13.90 L
EXC-F 350	13 - 16	----	133324 32.50 L
SX-F 350	11 - 15	----	133324 32.50 L
XC-F 350	11 - 15	----	133324 32.50 L
XC-FW 350	12 - 16	----	133324 32.50 L
XC-FW 350 SIX DAYS	15	----	133324 32.50 L
EXC 360	97	----	133325 13.90 L
MXC 360	97	----	133325 13.90 L
EXC 380	98 - 02	----	133325 13.90 L
MXC 380	98 - 01	----	133325 13.90 L
SX 380	00 - 02	----	133325 13.90 L
EXC 400	00 - 02	----	133323 32.50 L
EXC-G 400	04 - 06	----	133322 32.50 L
MXC 400	01 - 02	----	133323 32.50 L
SX 400	00 - 02	----	133323 32.50 L
XC-W 400	07	----	133322 32.50 L
XC-W 400	09 - 10	----	133324 32.50 L
EXC 450	03 - 07	----	133322 32.50 L
EXC 450	09 - 11	----	133324 32.50 L
EXC-G 450	05 - 06	----	133322 32.50 L
EXC-R 450	08	----	133324 32.50 L
MXC-G 450	03 - 05	----	133322 32.50 L

MODEL	YEAR	CLUTCH CABLE	THROTTLE CABLE
KTM CONTINUED			
SMR 450	05 - 07	----	133322 32.50 L
SMS 450	04	----	133322 32.50 L
SX 450	03 - 06	----	133322 32.50 L
SX-F 450	07 - 15	----	133324 32.50 L
SXS 450	03 - 04	----	133322 32.50 L
XC 450	04 - 07	----	133322 32.50 L
XC-F 450	08 - 15	----	133324 32.50 L
XCR-W 450	08	----	133324 32.50 L
XC-W 450	07	----	133322 32.50 L
XC-W 450	08 - 16	----	133324 32.50 L
EXC 500	12 - 16	----	133324 32.50 L
XC-W 500	12 - 16	----	133324 32.50 L
SX-F 505	08	----	133324 32.50 L
XC-F 505	08 - 09	----	133324 32.50 L
EXC 520	00 - 02	----	133323 32.50 L
MXC 520	01 - 02	----	133323 32.50 L
SX 520	00 - 02	----	133323 32.50 L
EXC 525	03 - 07	----	133322 32.50 L
MXC-G 525	03 - 05	----	133322 32.50 L
SMR 525	05	----	133322 32.50 L
SX 525	03 - 06	----	133322 32.50 L
XC 525	06 - 07	----	133322 32.50 L
XC-W 525	07	----	133322 32.50 L
EXC 530	10 - 11	----	133324 32.50 L
EXC-R 530	08 - 09	----	133324 32.50 L
XCR-W 530	08	----	133324 32.50 L
XC-W 530	09 - 11	----	133324 32.50 L
SXS 540	01 - 02	----	133323 32.50 L
SXS 540	03 - 06	----	133322 32.50 L
SMR 560	06 - 07	----	133322 32.50 L
SMC 625	04 - 06	----	133322 32.50 L
SXC 625	04	----	133322 32.50 L
660 RALLY FACTORY REPL.	06	----	133323 32.50 L
660 RALLY FACTORY REPL.	07	----	133322 32.50 L
660 RALLYE	02 - 05	----	133323 32.50 L
690 RALLY FACTORY REPL.	08 - 09	----	133322 32.50 L
ENDURO R 690	09 - 13	----	133484 26.90 L
SMC 690	09 - 10	----	133484 26.90 L
SUPERMOTO 690	07	----	133484 26.90 L

ALL BALLS DIRT BIKE CABLES (CONTINUED)

MODEL	YEAR	CLUTCH CABLE		THROTTLE CABLE	
SUZUKI					
RM60	03	133590	11.05 L	133463	13.10 L
RM65	03 - 05	133591	11.05 L	133463	13.10 L
RM80	86 - 01	133544	19.90 L	133396	12.90 L
RM85	02 - 15	133544	19.90 L	133396	12.90 L
RM85L	03 - 15	133544	19.90 L	133396	12.90 L
RM100	03	133543	13.90 L	133462	15.90 L
DRZ110	03 - 05	----		133464	13.10 L
DR125	86 - 88	133541	19.95 L	----	
DR125SE	94 - 96	133541	19.95 L	133397	15.95 L
DR-Z125	03 - 14	133542	13.90 L	133321	11.90 L
DR-Z125L	03 - 14	133542	13.90 L	133321	11.90 L
RM125	86 - 87	133537	20.95 L	----	
RM125	88 - 91	133537	20.95 L	133398	15.95 L
RM125	92 - 93	133536	19.90 L	133398	15.95 L
RM125	94	133540	19.95 L	133398	15.95 L
RM125	95 - 97	133540	19.95 L	133399	15.95 L
RM125	98 - 00	133539	13.50 L	133399	15.95 L
RM125	01 - 03	133538	16.90 L	133400	13.90 L
RM125	04 - 08	133700	TBA	133400	13.90 L
SP125	86 - 88	133541	19.95 L	----	
DR200	86 - 88	133541	19.95 L	----	
DR200 SE	96 - 09	133541	19.95 L	133397	15.95 L
SP200	86 - 88	133541	19.95 L	----	
DR250	90 - 93	133531	18.90 L	133471	35.90 L
DR250S	90 - 92	133531	18.90 L	----	
DR250S	93	133531	18.90 L	133434	29.90 L
DR250S	94 - 95	133530	14.95 L	133434	29.90 L
DRZ250 CA MODEL CV CARB	01 - 07	133614	14.50 L	133473	35.90 L
DRZ250 NON CA MODELS PUMPER CARB	01 - 07	133614	14.50 L	133472	35.90 L
RM250	82 - 85	----		133398	15.95 L
RM250	86 - 89	133537	20.95 L	133398	15.95 L
RM250	90 - 92	133536	19.90 L	133398	15.95 L
RM250	93	133536	19.90 L	133401	15.95 L
RM250	94	133540	19.95 L	133401	15.95 L
RM250	95	133540	19.95 L	133398	15.95 L
RM250	96	133539	13.50 L	133398	15.95 L
RM250	97 - 00	133539	13.50 L	133399	15.95 L
RM250	01 - 03	133538	16.90 L	133400	13.90 L
RM250	04 - 08	133700	TBA	133400	13.90 L
RMX250	89	133537	20.95 L	133398	15.95 L
RMX250	90 - 92	133536	19.90 L	133398	15.95 L
RMX250	93 - 99	133536	19.90 L	133401	15.95 L
RMZ250	04	133535	15.90 L	133313	25.90 L

MODEL	YEAR	CLUTCH CABLE		THROTTLE CABLE	
SUZUKI CONTINUED					
RMZ250	05 - 06	133534	19.95 L	133442	25.90 L
RMZ250	07	133533	18.75 L	133313	25.90 L
RMZ250	08 - 09	133533	18.75 L	133309	24.90 L
RMZ250	10 - 15	133532	22.95 L	133309	24.90 L
DR350	90 - 94	133531	18.90 L	133471	35.90 L
DR350	95 - 96	133530	14.95 L	133471	35.90 L
DR350	97 - 99	133531	18.90 L	133471	35.90 L
DR350SE	90 - 93	133531	18.90 L	----	
DR350SE	94 - 99	133530	14.95 L	133434	29.90 L
DRZ400E	00 - 03	133529	17.95 L	133443	18.90 L
DRZ400E CA MODEL CV CARB	04 - 07	133529	17.95 L	133444	32.50 L
DRZ400E NON CA MODELS PUMPER CARB	04 - 07	133529	17.95 L	133443	18.90 L
DRZ400K	00 - 03	133529	17.95 L	133443	18.90 L
DRZ400S	00 - 15	133529	17.95 L	133444	32.50 L
DRZ400SM	05 - 15	133529	17.95 L	133444	32.50 L
RMX450	10 - 11	133528	23.95 L	133309	24.90 L
RMZ450	05 - 07	133527	22.95 L	133313	25.90 L
RMZ450	08 - 12	133527	22.95 L	133309	24.90 L
RMZ450	13 - 15	133527	22.95 L	133470	35.90 L
RM500	83 - 84	----		133398	15.95 L
DR650SE	92 - 95	----		133434	29.90 L
DR650SE	96 - 14	133526	23.90 L	133445	32.50 L
YAMAHA					
PW50	82 - 02	----		133469	15.90 L
PW50	03 - 16	----		133341	25.95 L
YZ80	83	----		133454	14.90 L
YZ80	84 - 92	133525	13.10 L	133454	14.90 L
YZ80	93 - 96	133609	16.90 L	133453	11.50 L
YZ80	97 - 01	133524	13.10 L	133453	11.50 L
YZ85	02 - 16	133524	13.10 L	133342	11.05 L
TTR90	00 - 07	----		133343	11.05 L
TT125	00	133602	20.90 L	133454	14.90 L
TTR125 DRUM BRAKE	00 - 07	133602	20.90 L	133454	14.90 L
TTR125 DRUM BRAKE	08 - 09	133602	20.90 L	----	
TTR125L DISC BRAKE	00 - 07	133602	20.90 L	133454	14.90 L
TTR125L DISC BRAKE	08 - 15	133602	20.90 L	----	
YZ125	77 - 79	----		133349	24.95 L
YZ125	83	----		133455	18.90 L
YZ125	84	----		133351	16.95 L

- accessories
- body
- handlebar & grips
- cables & levers**
- exhaust
- engine
- fuel & intake
- electrical & ignition
- clutch
- drive
- bearings
- brakes
- steering & suspension
- tires
- tools & shop

CABLES & LEVERS

ALL BALLS DIRT BIKE CABLES (CONTINUED)

- accessories
- body
- handlebar & grips
- cables & levers**
- exhaust
- engine
- fuel & intake
- electrical & ignition
- clutch
- drive
- bearings
- brakes
- steering & suspension
- tires
- tools & shop

MODEL	YEAR	CLUTCH CABLE	THROTTLE CABLE
YAMAHA CONTINUED			
YZ125	85	----	133455 18.90 L
YZ125	86	133601 21.90 L	----
YZ125	87 - 88	133601 21.90 L	133455 18.90 L
YZ125	89 - 93	133522 19.95 L	133344 15.95 L
YZ125	94	133523 16.90 L	133344 15.95 L
YZ125	95	133523 16.90 L	133345 13.95 L
YZ125	96 - 98	133523 16.90 L	133346 15.95 L
YZ125	99 - 04	133523 16.90 L	133347 15.95 L
YZ125	05 - 06	133600 19.95 L	133347 15.95 L
YZ125	07 - 16	133600 19.95 L	133348 13.95 L
IT175	77 - 79	----	133349 24.95 L
IT175	82 - 83	----	133455 18.90 L
BW200	85 - 88	133521 15.95 L	----
IT200	84 - 86	----	133455 18.90 L
TW200 TRAIL-WAY	87 - 00	133521 15.95 L	133440 25.95 L
TW200 TRAIL-WAY	01 - 16	133521 15.95 L	----
WR200	92	133522 19.95 L	133432 18.50 L
TT225	86 - 87	----	133441 29.50 L
TTR225	99 - 04	133520 20.95 L	133350 16.95 L
XT225	92 - 95	133521 15.95 L	133350 16.95 L
XT225	96 - 00	133520 20.95 L	133350 16.95 L
XT225	01 - 07	133613 22.50 L	133435 29.90 L
TTR230	05 - 14	133519 20.95 L	133439 25.95 L
TTR230	15	----	133439 25.95 L
IT250	77 - 80	----	133349 24.95 L
TTR250	99 - 06	133597 19.95 L	133440 25.95 L
WR250	91	133595 22.50 L	----
WR250	92 - 96	133595 22.50 L	133351 16.95 L
WR250	97	133595 22.50 L	----
WR250F	01 - 02	133511 16.90 L	133438 26.95 L
WR250F	03 - 06	133511 16.90 L	133436 25.95 L
WR250F	07 - 14	133511 16.90 L	133433 25.50 L
WR250F	15	133701 TBA	133487 24.95 L
WR250R DUAL SPORT	08 - 16	133518 16.90 L	----
WR250X SUPERMOTO	08 - 11	133518 16.90 L	----
XT250	84	----	133440 25.95 L
XT250	08 - 16	133517 15.90 L	----
YZ250	77 - 80	----	133349 24.95 L
YZ250	83 - 87	133596 16.90 L	133351 16.95 L
YZ250	88	133595 22.50 L	133351 16.95 L
YZ250	89 - 94	133595 22.50 L	133344 15.95 L
YZ250	95	133595 22.50 L	133345 13.95 L
YZ250	96 - 98	133595 22.50 L	133346 15.95 L
YZ250	99	133516 18.95 L	133347 15.95 L

MODEL	YEAR	CLUTCH CABLE	THROTTLE CABLE
YAMAHA CONTINUED			
YZ250	00 - 03	133516 18.95 L	133352 13.95 L
YZ250	04	133515 17.90 L	133352 13.95 L
YZ250	05	133514 16.95 L	133352 13.95 L
YZ250	06 - 14	133514 16.95 L	133348 13.95 L
YZ250	15 - 16	----	133348 13.95 L
YZ250F	01 - 02	133511 16.90 L	133438 26.95 L
YZ250F	03 - 05	133593 16.05 L	133436 25.95 L
YZ250F	06	133594 17.90 L	133436 25.95 L
YZ250F	07 - 08	133594 17.90 L	133433 25.50 L
YZ250F	09 - 13	133513 18.95 L	133433 25.50 L
YZ250F	14 - 16	133616 16.05 L	133487 24.95 L
YZ250FX	15	133701 TBA	133487 24.95 L
YZ250X	16	----	133348 13.95 L
BW350	87 - 88	133512 14.90 L	133441 29.50 L
TT350	86 - 87	133512 14.90 L	133440 25.95 L
XT350	85 - 00	133512 14.90 L	133440 25.95 L
IT400	79	----	133349 24.95 L
WR400F	98 - 99	----	133441 29.50 L
WR400F	00	133511 16.90 L	133438 26.95 L
YZ400	79	----	133349 24.95 L
YZ400F	98 - 99	----	133441 29.50 L
IT425	80	----	133349 24.95 L
WR426F	01 - 02	133511 16.90 L	133438 26.95 L
YZ426F	00 - 02	133511 16.90 L	133438 26.95 L
WR450F	03 - 06	133510 19.50 L	133436 25.95 L
WR450F	07 - 11	133509 19.50 L	133433 25.50 L
WR450F	12 - 15	133509 19.50 L	133437 26.95 L
YZ450F	03	133599 20.50 L	133436 25.95 L
YZ450F	04 - 05	133593 16.05 L	133436 25.95 L
YZ450F	06 - 08	133508 15.50 L	133436 25.95 L
YZ450F	09	133598 18.05 L	133436 25.95 L
YZ450F	10 - 13	133507 19.50 L	133446 25.90 L
YZ450F	14 - 16	133616 16.05 L	133486 24.95 L
YZ465	80	----	133349 24.95 L
YZ490	83	133596 16.90 L	133351 16.95 L
YZ490	84 - 90	133596 16.90 L	133432 18.50 L
WR500	92 - 93	----	133351 16.95 L
XT600	90 - 95	----	133441 29.50 L

PRO X DIRT BIKE CABLES



- Use of high quality materials for the best quality
- the best replacement for your original cable
- Long life and the perfect control
- Easy to install



MODEL	YEAR	THROTTLE CABLE		YEAR	CLUTCH CABLE	
HONDA						
Z-50 R	86-99	114370	19.11 G	----	----	
XR 50 R	00-03	114370	19.11 G	----	----	
CRF 50 F	04-12	114370	19.11 G	----	----	
XR 70 R	97-03	114369	18.52 G	----	----	
CRF 70 F	04-12	114369	18.52 G	----	----	
XR 80 R	83-85	114423	10.83 G	79-03	114480	9.70 G
	86-03	114343	11.86 G	----	----	
CRF 80 F	04-13	114343	11.86 G	04-13	114480	9.70 G
CR 80 (79CC)	84-95	114423	10.83 G	80-02	114481	11.71 G
	96-02	114424	10.83 G	----	----	
CR 80 (82CC)	84-95	114423	10.83 G	80-02	114481	11.71 G
	96-02	114424	10.83 G	----	----	
CR 85	03-07	114424	10.83 G	03-07	114481	11.71 G
XR 100 R	86-03	114344	15.63 G	81-84	114479	11.27 G
	----	----		85-03	114480	9.70 G
CRF 100 F	04-13	114344	15.63 G	04-13	114480	9.70 G
CR 125	84	114425	15.63 G	84-86	114522	16.56 G
CR 125	'85-89	114467	12.64 G	84-86	114522	16.56 G
CR 125	'85-89	114467	12.64 G	87-97	114483	15.58 G
CR 125	'85-89	114467	12.64 G	87-97	114483	15.58 G
CR 125	'85-89	114467	12.64 G	87-97	114483	15.58 G
	90-92	114466	17.59 G	----	----	
CR 125	90-92	114466	17.59 G	87-97	114483	15.58 G
	93-99	114425	15.63 G	98-99	114484	18.52 G
	00-03	114345	15.63 G	00-03	114483	15.58 G
CR 125	04-07	114346	15.63 G	04-07	114482	18.13 G
CR 125	04-07	114346	15.63 G	04-07	114482	18.13 G
XL 125	----	----		79-84	114485	10.83 G
CRF 150 F	03-16	114347	19.50 G	03-05	114487	13.62 G
			0 0	06-16	114486	13.62 G
CRF 150 R	07-16	114348	15.63 G	07-16	114379	11.66 G
CRF 150 R	07-16	114348	15.63 G	07-16	114379	11.66 G
XR 200	----	----		80-84	114485	10.83 G
XR 200 R	81-83	114467	12.64 G	81-83 + '86-02	114485	10.83 G
	84-85	114426	12.25 G	----	----	
	86-02	114427	19.50 G	----	----	
CRF 230 F	03-16	114428	24.40 G	03-16	114487	13.62 G
CRF 230 L	08-09	114430	24.40 G	08-09	114488	10.83 G
CR 250	84 + '90-04	114425	15.63 G	84-97	114502	13.23 G
	85	114467	12.64 G	----	----	
CR 250	86-89	114431	10.83 G	84-97	114502	13.23 G
	90-04	114425	15.63 G	----	----	
CR 250	90-04	114425	15.63 G	84-97	114502	13.23 G
	----	----		98-07	114380	15.58 G
CR 250	90-04	114425	15.63 G	98-07	114380	15.58 G
CR 250	05-07	114345	15.63 G	98-07	114380	15.58 G
CRF 250 R	04-09	114349	18.13 G	04-07	114382	13.62 G
CRF 250 R	04-09	114349	18.13 G	08-09	114381	13.67 G
CRF 250 R	10-13	114350	18.13 G	10-13	114414	15.29 G
CRF 250 R	14-15	114341	18.13 G	14-16	114413	15.73 G
CRF 250 R	----	----		14-16	114413	15.73 G

- accessories
- body
- handlebar & grips
- cables & levers**
- exhaust
- engine
- fuel & intake
- electrical & ignition
- clutch
- drive
- bearings
- brakes
- steering & suspension
- tires
- tools & shop

PRO X DIRT BIKE CABLES CONTINUED

MODEL	YEAR	THROTTLE CABLE		YEAR	CLUTCH CABLE	
HONDA CONTINUED						
CRF 250 X	04-16	114349	18.13 G	04-07	114383	14.60 G
	----	----		08-16	114382	13.62 G
XR 250 R	86-95	114471	25.38 G	86-95	114489	18.13 G
	96-04	114432	24.40 G	96-04	114510	14.65 G
XR 350 R	83-84	114433	24.40 G	----	----	
XR 400 R	96-04	114465	29.35 G	96-04	114511	21.07 G
CRF 450 R	02-08	114349	18.13 G	02-08	114383	14.60 G
CRF 450 R	09-16	114350	18.13 G	09-12	114414	15.29 G
CRF 450 R	09-16	114350	18.13 G	13-14	114415	25.43 G
	----	----		15-16	114412	15.73 G
CRF 450 X	05-16	114349	18.13 G	05-16	114416	15.58 G
CR 500	84	114425	15.63 G	84-01	114502	13.23 G
	85-89	114431	10.83 G	----	----	
	90-01	114425	15.63 G	----	----	
XR 600 R	85-87	114433	24.40 G	85-00	114513	15.73 G
	88-00	114434	31.26 G	----	----	
XR 650 L	93-16	114436	31.26 G	93-16	114513	15.73 G
XR 650 R	00-07	114435	31.26 G	00-07	114514	16.42 G
HUSABERG						
TE 125	12-14	114359	13.62 G	----	----	
TE 250	11-14	114359	13.62 G	----	----	
FE 250	13-14	114358	31.85 G	----	----	
FE 250	13-14	114358	31.85 G	----	----	
TE 300	11-14	114359	13.62 G	----	----	
FE 350	13-14	114358	31.85 G	----	----	
FE 450	04-08	114441	31.85 G	----	----	
FE 450	14	114358	31.85 G	----	----	
FE 501	14	114358	31.85 G	----	----	
FE 550	07-08	114441	31.85 G	----	----	
FE 650	04-08	114441	31.85 G	----	----	
FS 650	04-08	114441	31.85 G	----	----	
HUSQVARNA						
TC 85	14-16	114359	13.62 G	----	----	
CR / WR 125	00-08	114448	15.19 G	00-07	114521	25.53 G
TC 125	14-16	114359	13.62 G	----	----	
TE 125	14-16	114359	13.62 G	----	----	
CR / WR 250	00-13	114448	15.19 G	00-12	114422	25.97 G
TC 250	14-16	114359	13.62 G	----	----	
TE 250	14-16	114359	13.62 G	----	----	
TC 250	03-04	114474	29.30 G	----	----	
	05-10	114446	25.38 G	----	----	
TC 250	05-10	114446	25.38 G	----	----	
	11	114445	17.59 G	----	----	
TE 250	05-07	114446	25.38 G	----	----	
	08-09	114476	31.85 G	----	----	
TE 250	10-12	114445	17.59 G	----	----	
TXC 250	08-09	114446	25.38 G	----	----	
TXC 250	10-13	114445	17.59 G	----	----	
TXC 250	10-13	114445	17.59 G	----	----	
FC 250	14-15	114358	31.85 G	----	----	
FE 250	14-16	114358	31.85 G	----	----	
WR 300	09-13	114448	15.19 G	09-12	114422	25.97 G
TE 300	14-16	114359	13.62 G	----	----	
TE 310	09	114476	31.85 G	----	----	
	10	114446	25.38 G	----	----	
TE 310	11-13	114445	17.59 G	----	----	
TXC 310	12-13	114445	17.59 G	----	----	
FC 350	14-15	114358	31.85 G	----	----	
FE 350	14-16	114358	31.85 G	----	----	
TC 449	11-13	114447	21.07 G	----	----	

PRO X DIRT BIKE CABLES CONTINUED

MODEL	YEAR	THROTTLE CABLE	YEAR	CLUTCH CABLE
HUSQVARNA (CONTINUED)				
TE 449	11-13 TE + TXC449	114447 21.07 G	----	----
TC 450	03-04	114474 29.30 G	----	----
	05-10	114446 25.38 G	----	----
TC 450	05-10	114446 25.38 G	----	----
TE 450	03-04	114474 29.30 G	----	----
	05-07	114446 25.38 G	----	----
TE 450	05-07	114477 TBA	----	----
	08-10	114476 31.85 G	----	----
TXC 450	08-10	114446 25.38 G	----	----
SMR 450	05-07	114446 25.38 G	----	----
	08-09	114476 31.85 G	----	----
FC 450	14-15	114358 31.85 G	----	----
FE 450	14-16	114358 31.85 G	----	----
FS 450	15	114358 31.85 G	----	----
FE 501	14-16	114358 31.85 G	----	----
TC 510	05-09	114446 25.38 G	----	----
TC 510	05-09	114446 25.38 G	----	----
TE 510	09-10	114476 31.85 G	----	----
TXC 510	08-10	114446 25.38 G	----	----
SMR 510	05-07	114446 25.38 G	----	----
	08-09	114476 31.85 G	----	----
TE 511	12 TE + TXC511	114447 21.07 G	----	----
KAWASAKI				
KX 60	88-04	114469 12.84 G	88-04	114515 10.83 G
KX 65	00-16	114469 12.84 G	00-16	114516 10.83 G
KDX 80	87-88	114468 15.58 G	----	----
KX 80 (79CC)	91	114468 15.58 G	91	114503 13.62 G
KX 80 (79CC)	87-00	114468 15.58 G	89-00	114503 13.62 G
KX 80 (82CC)	87-00	114468 15.58 G	89-00	114503 13.62 G
KX 80 (82CC)	87-00	114468 15.58 G	89-00	114503 13.62 G
KX 85	01-13	114468 15.58 G	01-13	114503 13.62 G
KX 100	95-13	114468 15.58 G	95-13	114503 13.62 G
KX 125	82-87	114470 16.76 G	----	----
KX 125	82-87	114470 16.76 G	----	----
KX 125	88-91	114429 17.15 G	88-93	114509 18.52 G
KX 125	88-91	114429 17.15 G	88-93	114509 18.52 G
KX 125	88-91	114429 17.15 G	88-93	114509 18.52 G
KX 125	92-98	114437 15.58 G	88-93	114509 18.52 G
KX 125	92-98	114437 15.58 G	94	114523 18.13 G
KX 125	92-98	114437 15.58 G	95-96	114508 17.59 G
	----	----	97-98	114507 17.54 G
KX 125	92-98	114437 15.58 G	97-98	114507 17.54 G
	99-05	114357 15.58 G	99	114506 14.21 G
	----	----	00-02	114410 14.21 G
	----	----	04-05	114408 15.29 G
KX 125	99-08	114357 15.58 G	03	114409 15.63 G
KDX 200	83-87	114470 16.76 G	89-06	114505 16.56 G
	88	114429 17.15 G	----	----
	89-94	114440 18.52 G	----	----
	95-06	114439 18.52 G	----	----
KDX 220 R	97-05	114439 18.52 G	97-05	114505 16.56 G
KDX 250 E	91-94	114438 18.52 G	91-94	114478 23.62 G
KX 250	84-91	114429 17.15 G	87	114526 23.47 G
	----	----	88-89	114524 19.11 G
KX 250	84-91	114429 17.15 G	90-98	114478 23.62 G
KX 250	92-98	114437 15.58 G	90-98	114478 23.62 G
	99-04	114357 15.58 G	99-04	114407 14.60 G
KX 250	05-08	114356 15.58 G	05-08	114406 15.44 G
KX 250 F	04	114355 25.38 G	04	114397 15.58 G
	05	114375 25.38 G	05-08	114396 19.55 G

- accessories
- body
- handlebar & grips
- cables & levers**
- exhaust
- engine
- fuel & intake
- electrical & ignition
- clutch
- drive
- bearings
- brakes
- steering & suspension
- tires
- tools & shop

PRO X DIRT BIKE CABLES CONTINUED

MODEL	YEAR	THROTTLE CABLE		YEAR	CLUTCH CABLE	
KAWASAKI CONTINUED						
KX 250 F	06-10	114354	25.38 G	05-08	114396	19.55 G
	----	----		09-10	114405	22.44 G
KX 250 F	06-10	114354	25.38 G	09-10	114405	22.44 G
KX 250 F	11-12	114353	25.38 G	11-12	114404	21.51 G
	13-16	114352	25.38 G	13-16	114403	21.51 G
KX 250 F	13-16	114352	25.38 G	13-16	114403	21.51 G
KLX 400 R	03	114461	18.52 G	03	114497	17.59 G
KX 450 F	06-08	114354	25.38 G	06-08	114402	21.51 G
KX 450 F	09-12	114353	25.38 G	09-15	114401	23.47 G
KX 450 F	13-15	114352	25.38 G	09-15	114401	23.47 G
KLX 450 R	08-15	114354	25.38 G	08-15	114504	21.51 G
KX 500	84-04	114429	17.15 G	88-89	114524	19.11 G
	----	----		90-04	114478	23.62 G
KTM						
KTM 50 ADVENTURE	02-07	114444	13.62 G	----	----	
KTM 50 SX	06-07	114444	13.62 G	----	----	
KTM 50 SX	10-11	114444	13.62 G	----	----	
KTM 60 SX	98-00	114475	14.21 G	----	----	
KTM 65 SX	98-01	114475	14.21 G	----	----	
	02-08	114443	15.58 G	----	----	
KTM 65 SX	09-16	114360	15.58 G	----	----	
KTM 85 SX	03-16	114359	13.62 G	----	----	
KTM 105 SX	04-11	114359	13.62 G	----	----	
KTM 125 SX - EXC	98-16	114359	13.62 G	----	----	
KTM 125 SX	98-16	114359	13.62 G	----	----	
KTM 125 SX	98-16	114359	13.62 G	----	----	
KTM 144 SX	08	114359	13.62 G	----	----	
KTM 150 SX	09-16	114359	13.62 G	----	----	
KTM 150 SX	09-16	114359	13.62 G	----	----	
KTM 200 SX	03-05	114359	13.62 G	----	----	
KTM 200 EXC	98-16	114359	13.62 G	----	----	
KTM 250 SX - EXC	97-16	114359	13.62 G	----	----	
KTM 250 EXC	97-16	114359	13.62 G	----	----	
KTM 250 EXC RACING	03-06	114441	31.85 G	----	----	
KTM 250 SX-F	06-15	114358	31.85 G	----	----	
KTM 250 EXC-F	07-16	114358	31.85 G	----	----	
KTM 300 EXC	97-16	114359	13.62 G	----	----	
KTM 350 SX-F	11-15	114358	31.85 G	----	----	
KTM 350 EXC-F	12-16	114358	31.85 G	----	----	
KTM 360 SX - EXC	97	114359	13.62 G	----	----	
KTM 380 SX - EXC	00-02 SX / '98-02 EXC	114359	13.62 G	----	----	
KTM 400 EXC	09-11	114358	31.85 G	----	----	
KTM 450 SX RACING	03-06	114441	31.85 G	----	----	
KTM 450 SX-F	07-15	114358	31.85 G	----	----	
KTM 450 EXC RACING	03-07	114441	31.85 G	----	----	
KTM 450 EXC-R	08-16	114358	31.85 G	----	----	
KTM 450 EXC	08-16	114358	31.85 G	----	----	
KTM 450 SM-R	05-07	114441	31.85 G	----	----	
KTM 450 SM-R	13-14	114358	31.85 G	----	----	
KTM 500 EXC	12-16	114358	31.85 G	----	----	
KTM 505 SX-F	08	114358	31.85 G	----	----	
KTM 505 XC-F	09	114358	31.85 G	----	----	
KTM 520 SX - EXC	00-02	114442	31.85 G	----	----	
KTM 525 SX - EXC RACING	03-07	114441	31.85 G	----	----	
KTM 525 SM-R	05	114441	31.85 G	----	----	
KTM 530 EXC-R	08-11	114358	31.85 G	----	----	
KTM 560 SM-R	06-07	114441	31.85 G	----	----	
KTM 625 SXC	04	114441	31.85 G	----	----	
RM 60	03	114469	12.84 G	03	114515	10.83 G

PRO X DIRT BIKE CABLES CONTINUED

MODEL	YEAR	THROTTLE CABLE		YEAR	CLUTCH CABLE	
SUZUKI						
RM 65	03-05	114469	12.84 G	03-05	114516	10.83 G
RM 80	86-01	114454	12.64 G	86-01	114400	19.50 G
RM 80 (79CC)	86-01	114454	12.64 G	86-01	114400	19.50 G
RM 80 (82CC)	86-01	114454	12.64 G	86-01	114400	19.50 G
RM 85	02-16	114454	12.64 G	02-16	114400	19.50 G
RM 100	03	114468	15.58 G	03	114503	13.62 G
RM 125	----	----		86-91	114501	20.53 G
RM 125	----	----		86-91	114501	20.53 G
RM 125	88-94	114455	15.63 G	86-91	114501	20.53 G
RM 125	88-94	114455	15.63 G	86-91	114501	20.53 G
RM 125	88-94	114455	15.63 G	86-91	114501	20.53 G
	95-00	114456	15.63 G	92-93	114500	19.50 G
	----	----		94-97	114399	19.55 G
	----	----		98-00	114502	13.23 G
RM 125	98-00	114456	15.63 G	98-00	114502	13.23 G
	01-08	114342	13.62 G	01-03	114398	16.56 G
RM 125	01-08	114342	13.62 G	04-08	114512	15.73 G
RM 250	82-92	114455	15.63 G	----	----	
RM 250	82-92	114455	15.63 G	86-89	114501	20.53 G
RM 250	82-92	114455	15.63 G	86-89	114501	20.53 G
	93-94	114457	15.63 G	90-93	114500	19.50 G
	95-96	114455	15.63 G	94-95	114399	19.55 G
RM 250	95-96	114455	15.63 G	96-00	114502	13.23 G
	97-00	114456	15.63 G	----	----	
RM 250	97-00	114456	15.63 G	96-00	114502	13.23 G
	01-08	114342	13.62 G	01-03	114398	16.56 G
RM 250	01-08	114342	13.62 G	01-03	114398	16.56 G
	----	----		04-08	114512	15.73 G
RMX 250	89-92	114455	15.63 G	89	114501	20.53 G
	93-98	114457	15.63 G	90-98	114500	19.50 G
RM-Z 250	04	114355	25.38 G	04	114397	15.58 G
	05-06	114375	25.38 G	05-06	114396	19.55 G
RM-Z 250	07	114355	25.38 G	07-09	114395	18.38 G
	08-16	114351	24.40 G	----	----	
RM-Z 250	08-16	114351	24.40 G	10-16	114394	22.49 G
DR 350	90-99	114473	35.18 G	90-94	114499	18.52 G
	----	----		95-96	114498	14.65 G
	----	----		97-99	114499	18.52 G
DR-Z 400	00-03	114461	18.52 G	00-16	114497	17.59 G
	DRZ400K					
	00-07	114461	18.52 G	----	----	
	DRZ400E					
	FCR39					
	CARB.					
	04-07	114462	31.85 G	----	----	
	DRZ400E					
	BSR36					
	CARB.					
	00-15	114462	31.85 G	----	----	
	DRZ400S					
	05-16	114462	31.85 G	----	----	
	DRZ400SM					
RM-Z 450	05-07	114355	25.38 G	05-16	114393	22.49 G
RM-Z 450	08-12	114351	24.40 G	----	----	
RM-Z 450	13-16	114378	35.18 G	05-16	114393	22.49 G
RMX 450 Z	10-16	114351	24.40 G	10-16	114496	23.47 G
YAMAHA						
PW 50	82-02	114472	15.58 G	----	----	
	03-16	114361	25.43 G	----	----	
YZ 80	83-92	114463	14.60 G	84-92	114495	12.84 G
YZ 80 (79CC)	93-01	114377	11.27 G	93-96	114525	16.56 G
	----	----		97-01	114392	12.84 G

- accessories
- body
- handlebar & grips
- cables & levers**
- exhaust
- engine
- fuel & intake
- electrical & ignition
- clutch
- drive
- bearings
- brakes
- steering & suspension
- tires
- tools & shop

PRO X DIRT BIKE CABLES CONTINUED

MODEL	YEAR	THROTTLE CABLE		YEAR	CLUTCH CABLE	
YAMAHA CONTINUED						
YZ 80 (82CC)	93-01	114377	11.27 G	93-96	114525	16.56 G
		----		97-01	114392	12.84 G
YZ 85	02-16	114362	10.83 G	02-16	114392	12.84 G
TT-R 125	00-07	114463	14.60 G	00-16	114520	20.48 G
YZ 125	77-79	114452	24.45 G	----	----	
YZ 125	83 + '87-88	114464	18.52 G	----	----	
YZ 125	84	114365	16.61 G	----	----	
YZ 125	83 + '87-88	114464	18.52 G	86-88	114519	21.46 G
YZ 125	89-94	114449	15.63 G	89-93	114494	19.55 G
YZ 125	89-94	114449	15.63 G	89-93	114494	19.55 G
YZ 125	89-94	114449	15.63 G	94-04	114391	16.56 G
	95	114450	13.67 G	----	----	
	96-98	114451	15.63 G	----	----	
YZ 125	96-98	114451	15.63 G	94-04	114391	16.56 G
	99-06	114363	15.63 G			
YZ 125	99-06	114363	15.63 G	94-04	114391	16.56 G
YZ 125	99-06	114363	15.63 G	05-16	114421	19.55 G
	07-16	114364	13.67 G	----	----	
XT 225	92-00	114453	16.61 G	92-95	114493	15.63 G
	01-07	114459	29.30 G	96-00	114492	20.53 G
	----	----		01-07	114527	22.05 G
XT 250	----	----		08-16	114491	15.58 G
YZ 250	83-88	114365	16.61 G	83-87	114518	16.56 G
YZ 250	83-88	114365	16.61 G	88-98	114517	22.05 G
	89-94	114449	15.63 G	----	----	
	95	114450	13.67 G	----	----	
	96-98	114451	15.63 G	----	----	
YZ 250	99	114363	15.63 G	99-03	114390	18.57 G
	00-05	114366	13.67 G	04	114389	17.54 G
	06-16	114364	13.67 G	05-16	114388	16.61 G
YZ 250 X	16	114364	13.67 G	16	114388	16.61 G
WR 250	92-96	114365	16.61 G	91-97	114517	22.05 G
YZ 250 F	01-02	114374	26.41 G	01-02	114386	16.56 G
	03-06	114372	25.43 G	03-05	114417	15.73 G
	07-13	114371	24.99 G	06-08	114418	17.54 G
YZ 250 F	07-13	114371	24.99 G	06-08	114418	17.54 G
	----	----		09-13	114387	18.57 G
YZ 250 F	14-16	114368	24.70 G	14-16	114411	15.73 G
YZ 250 FX	15-16	114368	24.70 G	----	----	
WR 250 F	01-02	114374	26.41 G	01-13	114386	16.56 G
	03-06	114372	25.43 G	----	----	
	07-13	114371	24.99 G	----	----	
WR 250 F	15-16	114368	24.70 G	----	----	
YZ 400 F	98-99	114460	28.91 G	----	----	
WR 400 F	98-99	114460	28.91 G	00	114386	16.56 G
	00	114374	26.41 G	----	----	
YZ 426 F	00-02	114374	26.41 G	00-02	114386	16.56 G
WR 426 F	01-02	114374	26.41 G	01-02	114386	16.56 G
YZ 450 F	03-09	114372	25.43 G	03	114420	20.09 G
	----	----		04-05	114417	15.73 G
	----	----		06-08	114384	15.19 G
	----	----		09	114419	17.69 G
YZ 450 F	10-13	114376	25.38 G	10-13	114422	25.97 G
YZ 450 F	14-15	114367	24.70 G	14-16	114411	15.73 G
WR 450 F	03-06	114372	25.43 G	03-06	114490	19.11 G
	07-11	114371	24.99 G	07-14	114385	19.11 G
WR 450 F	12-15	114373	26.41 G	07-15	114385	19.11 G
YZ 465	80	114452	24.45 G	----	----	
YZ 490	83	114365	16.61 G	83-90	114518	16.56 G
	84-90	114458	18.13 G	----	----	
XT/TT 600	90-95	114460	28.91 G	----	----	

EXHAUST



accessories
body
handlebar & grips
cables & levers
exhaust
engine
fuel & intake
electrical & ignition
clutch
drive
bearings
brakes
steering & suspension
tires
tools & shop



EVO RACE SERIES

The Big Gun Evo Racing Series was designed to deliver maximum horsepower & torque gains throughout the RPM range. Made from .049 stainless steel tubing & an aluminum muffer canister, the Evo exhaust system is much lighter than stock units. Our sleek muffer design also allows for maximum clearance to avoid your exhaust from hitting the rear brake caliper.



MX

EVO MINI SERIES

The Big Gun Evo Racing Series was designed to deliver maximum horsepower & torque gains throughout the RPM range. Made from .049 stainless steel tubing & an aluminum muffer canister, the Evo exhaust system is much lighter than stock units. Our sleek muffer design also allows for maximum clearance to avoid your exhaust from hitting the rear brake caliper.



MX

ECO SERIES

The Big Gun Eco Series was designed with a few things in mind, performance, power, sound & craftsmanship. We guarantee that the Eco Series delivers these things all without hurting your wallet. Made for most popular dirtbike models, the Eco Series is made from .049 stainless steel tubing and a 6061 brushed aluminum muffer canister. All Eco Series Exhausts are slip-on systems only.



MX






MODEL	YEAR	DESCRIPTION	PART #		
HONDA					
CRF 150F	03-05	Full System	980221	519.99	B
CRF 150F	06-15	Full System	980222	519.99	B
CRF 150R / Expert	07-16	Head Pipe	980061	230.00	B
CRF 150R / Expert	07-16	Full System	980063	569.99	B
CRF 150R / Expert	07-16	Slip On	980062	339.99	B
CRF 230F	03-15	Full System	980221	519.99	B
CRF 230L (Street Model)	08-09	Full System	980223	519.99	B
CRF 250L	13-16	Head Pipe	980058	230.00	B
CRF 250L	13-16	Full System	980060	569.99	B
CRF 250L	13-16	Slip On	980059	339.99	B
CRF 250R	04-05	Slip On	980057	339.99	B
CRF 250R	06-09	Head Pipe	980054	230.00	B
CRF 250R	06-09	Full System	980056	569.99	B
CRF 250R	06-09	Slip On	980055	339.99	B
CRF 250R EFI	2010	Head Pipe	980064	230.00	B
CRF 250R EFI	2010	Full System	980066	569.99	B
CRF 250R EFI	2010	Slip On	980065	339.99	B
CRF 250R EFI	11-13	Head Pipe	980067	569.99	B
CRF 250R EFI	11-13	Full System	980069	569.99	B
CRF 250R EFI	11-13	Slip On	980068	230.00	B
CRF 250X	04-13	Slip On	980057	339.99	B
CRF 450R	06-08	Head Pipe	980081	230.00	B
CRF 450R	06-08	Full System	980083	569.99	B
CRF 450R	06-08	Slip On	980082	339.99	B
CRF 450R	09-10	Head Pipe	980084	230.00	B
CRF 450R	09-10	Full System	980086	569.99	B
CRF 450R	09-10	Slip On	980085	339.99	B
CRF 450R	11-14	Head Pipe	980087	569.99	B
CRF 450R	11-12	Full System	980089	339.99	B
CRF 450R	11-12	Slip on	980088	339.95	B
CRF 450R	13-14	Dual Full Syst	980091	749.99	B
CRF 450R	13-14	Dual Slip On	980090	519.99	B
CRF 450X	05-16	Head Pipe	980228	230.00	B
CRF 450X	05-16	Full System	980230	569.99	B
CRF 450X	05-16	Slip On	980229	339.99	B
XR 400	96-05	Head Pipe	980075	230.00	B
XR 400	96-05	Full System	980077	569.99	B
XR 400	96-05	Slip On	980076	339.99	B
XR 600 / 650L (93-16)	85-16	Head Pipe	980095	280.00	B
XR 600 / 650L (93-15)	85-16	Full System	980097	619.99	B
XR 600 / 650L (93-15)	85-16	Slip On	980096	339.99	B
XR 650R	00-08	Head Pipe	980098	280.00	B
XR 650R	00-08	Full System	980100	619.99	B
XR 650R	00-08	Slip On	980099	339.99	B
KAWASAKI					
KLX 125	03-09	Full System	980245	339.99	B
KLX 140 / 140L	08-16	Full System	980506	339.99	B
KLR 250	ALL	Full System	980184	569.99	B
KLX 250 S/ R/ SF / 300R	94-14	Head Pipe	980157	230.00	B
KLX 250 S/ R/ SF / 300R	94-14	Full System	980159	569.99	B
KLX 250 S/ R/ SF / 300R	94-14	Slip On	980158	339.99	B

* USFS approved Spark Arrestor is standard with all Big Gun Exhaust Systems*


- accessories
- body
- handlebar & grips
- cables & levers
- exhaust
- engine
- fuel & intake
- electrical & ignition
- clutch
- drive
- bearings
- brakes
- steering & suspension
- tires
- tools & shop

- accessories
- body
- handlebar & grips
- cables & levers
- exhaust
- engine
- fuel & intake
- electrical & ignition
- clutch
- drive
- bearings
- brakes
- steering & suspension
- tires
- tools & shop



MODEL	YEAR	DESCRIPTION	PART #		
KAWASAKI CONTINUED					
KX 250F	06-08	Head Pipe	980160	230.00	B
KX 250F	06-08	Full System	980162	569.99	B
KX 250F	06-08	Slip On	980161	339.99	B
KX 250F	09-11	Head Pipe	980163	230.00	B
KX 250F	09-11	Full System	980165	569.99	B
KX 250F	09-11	Slip On	980164	339.99	B
KX 250F	12-13	Head Pipe	980166	230.00	B
KX 250F	12-13	Full System	980168	569.99	B
KX 250F	12-13	Slip On	980167	339.99	B
KX 450F	06-08	Head Pipe	980169	230.00	B
KX 450F	06-08	Full System	980171	569.99	B
KX 450F	06-08	Slip On	980170	339.99	B
KX 450F	09-11	Head Pipe	980172	230.00	B
KX 450F	09-11	Full System	980174	569.99	B
KX 450F	09-11	Slip On	980173	339.99	B
KX 450F	12-15	Head Pipe	980175	230.00	B
KX 450F	12-15	Full System	980177	569.99	B
KX 450F	12-15	Slip On	980176	339.99	B
KLX 400R	03-07	Head Pipe	980187	230.00	B
KLX 400R	03-07	Full System	980189	569.99	B
KLX 400R	03-07	Slip On	980188	339.99	B
KLX 450R	08-13	Head Pipe	980190	230.00	B
KLX 450R	08-13	Full System	980192	569.99	B
KLX 450R	08-13	Slip On	980191	339.99	B
KLR 650	93-15	Head Pipe	980181	230.00	B
KLR 650	93-15	Full System	980183	569.99	B
KLR 650	93-15	Slip On	980182	339.99	B
KTM					
250 SX-F	11-12	Head Pipe	980139	230.00	B
250 SX-F	11-12	Full System	980141	569.99	B
250 SX-F	11-12	Slip On	980140	339.99	B
350 SX-F	11-12	Head Pipe	980142	230.00	B
350 SX-F	11-12	Full System	980143	569.99	B
350 SX-F	11-12	Slip On	980140	339.99	B
450 SX-F	11-12	Head Pipe	980144	230.00	B
450 SX-F	11-12	Full System	980145	569.99	B
450 SX-F	11-12	Slip On	980140	339.99	B
SUZUKI					
DR-Z 125	03-14	Full System	980245	339.99	B
DR-Z 125L	09-12	Full System	980245	339.99	B
DR-Z 400E	00-07	Head Pipe	980187	230.00	B
DR-Z 400E	00-07	Full System	980186	569.99	B
DR-Z 400E	00-07	Slip On	980185	339.99	B
DR-Z 400S	00-15	Head Pipe	980187	230.00	B
DR-Z 400S	00-15	Full System	980189	569.99	B
DR-Z 400S	00-15	Slip On	980188	339.99	B
RM-Z 250	07-09	Head Pipe	980151	230.00	B
RM-Z 250	07-09	Full System	980153	569.99	B
RM-Z 250	07-09	Slip On	980152	339.99	B
RM-Z 250	11-16	Head Pipe	980154	789.99	B

* USFS approved Spark Arrestor is standard with all Big Gun Exhaust Systems*



MODEL	YEAR	DESCRIPTION	PART #		
SUZUKI CONTINUED					
RM-Z 250	11-16	Full System	980156	339.99	B
RM-Z 250	11-16	Slip On	980155	339.99	B
RM-Z 450	08-16	Head Pipe	980193	230.00	B
RM-Z 450	08-16	Full System	980195	569.99	B
RM-Z 450	08-16	Slip On	980194	339.99	B
YAMAHA					
TTR 125	00-16	Full System	980236	339.99	B
TTR 225	99-05	Full System	980104	519.99	B
TTR 230	05-16	Full System	980105	519.99	B
YZ 250F	07-09	Head Pipe	980106	230.00	B
YZ 250F	07-09	Full System	980108	569.99	B
YZ 250F	07-09	Slip On	980107	339.99	B
YZ 250F	10-13	Head Pipe	980109	230.00	B
YZ 250F	10-13	Full System	980111	569.99	B
YZ 250F	10-13	Slip On	980110	339.99	B
YZ 450F	07-09	Head Pipe	980118	230.00	B
YZ 450F	07-09	Full System	980120	569.99	B
YZ 450F	07-09	Slip On	980119	339.99	B
YZ 450F	10-13	Head Pipe	980112	230.00	B
YZ 450F	10-13	Full System	980114	569.99	B
YZ 450F	10-13	Slip On	980113	339.99	B
WR 250X / R	08-16	Head Pipe	980115	230.00	B
WR 250X / R	08-16	Full System	980117	569.99	B
WR 250X / R	08-16	Slip On	980116	339.99	B
WR 250F	07-14	Head Pipe	980106	230.00	B
WR 250F	07-14	Full System	980108	569.99	B
WR 250F	07-14	Slip On	980107	339.99	B
WR 450F	07-15	Full Syst Only	980120	569.99	B
WR 450F	07-11	Slip On Only	980121	339.99	B
WR 450F	12-15	Slip On Only	980122	339.99	B



MODEL	YEAR	DESCRIPTION	PART #		
HONDA					
XR/CRF 50	00-16	Full System	980226	259.95	B
XR/CRF 70	97-12	Full System	980231	259.95	B
XR/CRF 80 / 100	01-13	Full System	980220	259.95	B
KAWASAKI					
KLX 110 / KLX 110L	03-16	Full System	980244	259.95	B
SUZUKI					
DRZ 70	08-09	Full System	980246	259.95	B
DRZ 110	02-09	Full System	980244	259.95	B
YAMAHA					
TTR 50	06-16	Full System	980238	259.95	B
TTR 110E	08-16	Full System	980237	259.95	B

* USFS approved Spark Arrestor is standard with all Big Gun Exhaust Systems*

- accessories
- body
- handlebar & grips
- cables & levers
- exhaust
- engine
- fuel & intake
- electrical & ignition
- clutch
- drive
- bearings
- brakes
- steering & suspension
- tires
- tools & shop

- accessories
- body
- handlebar & grips
- cables & levers
- exhaust
- engine
- fuel & intake
- electrical & ignition
- clutch
- drive
- bearings
- brakes
- steering & suspension
- tires
- tools & shop



MODEL	YEAR	DESCRIPTION	PART #		
HONDA					
CRF 250L	13-16	Slip On	980002	271.05	B
CRF 250R	06-09	Slip On	980003	271.05	B
CRF 250R	2010	Slip On	980004	271.05	B
CRF 250R	11-13	Slip On	980001	271.05	B
CRF 450R	07-08	Slip On	980005	271.05	B
CRF 450R	09-10	Slip On	980006	271.05	B
CRF 450R	11-12	Slip On	980507	271.05	B
CRF 450X	05-11	Slip On	980007	271.05	B
CRF 450X	12-16	Slip On	980000	271.05	B
KAWASAKI					
KX 250F	09-11	Slip On	980008	271.05	B
KX 450F	09-11	Slip On	980009	271.05	B
KX 250F	12-13	Slip On	980043	271.05	B
KX 450F	12-15	Slip On	980039	271.05	B
KTM					
250 SX-F	11-12	Slip On	980044	271.05	B
350 SX-F	11-12	Slip On	980044	271.05	B
450 SX-F	11-12	Slip On	980044	271.05	B
SUZUKI					
RM-Z 250	07-09	Slip On	980010	271.05	B
RM-Z 450	08-16	Slip On	980011	271.05	B
YAMAHA					
YZ 250F	06-09	Slip On	980012	271.05	B
YZ 250F	10-13	Slip On	980036	271.05	B
YZ 450F	07-09	Slip On	980013	271.05	B
YZ 450F	10-13	Slip On	980037	271.05	B
WR 250F	07-14	Slip On	980012	271.05	B
WR 450F	07-11	Slip On	980038	271.05	B
WR 450F	12-15	Slip On	980047	271.05	B

* USFS approved Spark Arrestor is standard with all Big Gun Exhaust Systems*

ECO SERIES

The Big Gun Eco Series was designed with a few things in mind, performance, power, sound & craftsmanship. We guarantee that the Eco Series delivers these things all without hurting your wallet. Made for most popular dirtbike models, the Eco Series is made from .049 stainless steel tubing and a 6061 brushed aluminum muffler canister. All Eco Series Exhausts are slip-on systems only.

MX



PARTS

HEAT SHIELDS

LARGE: 8 3/4" x 1 3/4" (inches)
 MINI: 7 3/4" x 1 1/2" (inches)

- Stainless steel pre-drilled heat shield
- 2 adjustable hose clamps
- 2 aluminum mounting brackets
- 2 button head mounting screws



ITEM	NOTES	PART #		
HEAT SHIELDS				
Universal Mini Heat Shield w/ Hardware	Install location should be at least 6.5 inches of straight pipe	980343	39.95	B
Universal Large Heat Shield w/ Hardware	Install location should be at least 7.5 inches of straight pipe	980344	39.95	B

EXHAUST SPRINGS

SHORT: 2.25" (inches) total length (un-stretched)
 LONG: 3" (inches) total length (un-stretched)

- Stainless steel spring
- 1 solid hook and 1 swivel hook
- Rubber sleeve branded with Big Gun logo



ITEM	NOTES	PART #		
SPRINGS				
Exhaust Spring - Short		980508	1.99	B
Exhaust Spring - Long		980356	2.99	B

END TIP PARTS



ITEM	NOTES	PART #		
END TIPS				
EXO Series End Cap Assembly - Black	Base Plate, Tip, & Screws	980504	79.95	B
EXO Series End Tip - Black		980505	39.95	B
EVO MX / ATV Turndown End Cap Assembly - Red	Base Plate, Tip, & Screws	980357	79.95	B
EVO MX / ATV Turndown End Tip - Red		980358	39.95	B
EVO Utility Turndown End Cap Assembly - Black	Base Plate, Tip, & Screws	980359	79.95	B
EVO Utility Turndown End Tip - Black		980360	39.95	B
EVO Sideways ATV End Cap Assembly - Red	Base Plate, Tip, & Screws	980361	79.95	B
EVO Sideways ATV End Tip - Red		980362	39.95	B
EVO Sideways Utility End Cap Assembly - Black	Base Plate, Tip, & Screws	980363	79.95	B
EVO Sideways Utility End Tip - Black		980364	39.95	B
EVO Mini End Cap Assembly - Red	Base Plate, Tip, & Screws	980365	79.95	B
EVO Mini End Tip - Red		980366	39.95	B
ECO End Cap Assembly - Black	Base Plate, Tip, & Screws	980367	79.95	B
ECO End Tip - Black		980368	39.95	B

- accessories
- body
- handlebar & grips
- cables & levers
- exhaust
- engine
- fuel & intake
- electrical & ignition
- clutch
- drive
- bearings
- brakes
- steering & suspension
- tires
- tools & shop

- accessories
- body
- handlebar & grips
- cables & levers
- exhaust
- engine
- fuel & intake
- electrical & ignition
- clutch
- drive
- bearings
- brakes
- steering & suspension
- tires
- tools & shop



With a championship winning heritage in the 2-stroke days, Bill's Pipes sought to transfer that same knowledge to build a high performing and long lasting exhaust system for the 4-stroke motocross market. The SA-4 offers just that: performance, durability, and a sleek look. Hand-crafted and built in Corona, California, the SA-4 exhaust system is deeply rooted in the mecca of the motocross industry.



4-STROKE - SA-4 SERIES

MODEL	YEAR	ITEM	NOTES	PART #		
HONDA						
CRF 150F	03-05	Full System	Must purchase as a Full System only.	981057	569.99	B
CRF 150F	06-10	Full System	Must purchase as a Full System only.	981055	569.99	B
CRF 150R	07-10	Head Pipe		981101	230.00	B
CRF 150R	07-10	Slip On		981016	339.99	B
CRF 150R	07-10	Full System		981056	569.99	B
CRF 230F	03-10	Full System	Must purchase as a Full System only.	981057	569.99	B
CRF 250R	04-05	Head Pipe		981102	230.00	B
CRF 250R	04-05	Slip On		981017	339.99	B
CRF 250R	04-05	Full System		981061	569.99	B
CRF 250R	06-09	Full System	Must purchase as a Full System only. Single muffler.	981063	569.99	B
CRF 250R	2010	Full System	Must purchase as a Full System only.	981059	569.99	B
CRF 250R	11-13	Full System	Must purchase as a Full System only.	981060	569.99	B
CRF 250R	14-15	Head Pipe		981195	230.00	B
CRF 250R	14-15	Dual Slip On		981196	569.99	B
CRF 250R	14-15	Dual Full System		981197	799.99	B
CRF 450R	2002	Head Pipe		981112	230.00	B
CRF 450R	2002	Slip On		981022	339.99	B
CRF 450R	2002	Full System		981067	569.99	B
CRF 450R	2003	Head Pipe		981112	230.00	B
CRF 450R	2003	Slip On		981023	339.99	B
CRF 450R	2003	Full System		981068	569.99	B
CRF 450R	2004	Head Pipe		981105	230.00	B
CRF 450R	2004	Slip On		981024	339.99	B
CRF 450R	2004	Full System		981069	569.99	B
CRF 450R	2005	Head Pipe		981105	230.00	B
CRF 450R	2005	Slip On		981025	339.99	B
CRF 450R	2005	Full System		981070	569.99	B
CRF 450R	06-08	Head Pipe		981107	230.00	B
CRF 450R	06-08	Slip On		981027	339.99	B
CRF 450R	06-08	Full System		981072	569.99	B
CRF 450R	09-14	Head Pipe	09-14 Use Same Head Pipe	981108	230.00	B
CRF 450R	09-10	Slip On		981028	339.99	B
CRF 450R	09-10	Full System		981073	569.99	B
CRF 450R	09-14	Head Pipe	09-14 Use Same Head Pipe	981108	230.00	B
CRF 450R	11-12	Slip On		981020	339.99	B
CRF 450R	11-12	Full System		981065	569.99	B
CRF 450R	09-14	Head Pipe	09-14 Use Same Head Pipe	981108	230.00	B
CRF 450R	13-15	Dual Slip On	Comes Standard with Carbon Fiber End Tips	981021	569.99	B



4-STROKE - SA-4 SERIES (CONTINUED)

MODEL	YEAR	ITEM	NOTES	PART #		
HONDA CONTINUED						
CRF 450R	13-14	Dual Full System	Comes Standard with Carbon Fiber End Tips	981066	799.99	B
CRF 250X	04-13	Head Pipe		981103	230.00	B
CRF 250X	04-13	Slip On		981018	339.99	B
CRF 250X	04-13	Full System		981062	569.99	B
CRF 450X	05-14	Head Pipe		981111	230.00	B
CRF 450X	05-14	Slip On		981025	339.99	B
CRF 450X	05-14	Full System		981071	569.99	B
XR 400R	96-05	Head Pipe		981104	230.00	B
XR 400R	96-05	Slip On		981019	339.99	B
XR 400R	96-05	Full System		981064	569.99	B
XR 650R	00-08	Head Pipe		981114	230.00	B
XR 650R	00-08	Slip On		981029	339.99	B
XR 650R	00-08	Full System		981074	569.99	B
HUSQVARNA						
FC 450	14-15	Full System		981179	569.95	B
KAWASAKI						
KX 250F	04-08	Head Pipe		981115	230.00	B
KX 250F	04-08	Slip On		981030	339.99	B
KX 250F	04-08	Full System		981075	569.99	B
KX 250F	09-13	Head Pipe		981116	230.00	B
KX 250F	09-13	Slip On		981031	339.99	B
KX 250F	09-13	Full System		981076	569.99	B
KX 250F	14-15	Head Pipe		981159	229.95	B
KX 250F	14-15	Slip On		981160	339.95	B
KX 250F	14-15	Full System		981161	569.95	B
KX 450F	06-08	Head Pipe		981118	230.00	B
KX 450F	06-08	Slip On		981033	339.99	B
KX 450F	06-08	Full System		981078	569.99	B
KX 450F	09-11	Head Pipe		981119	230.00	B
KX 450F	09-11	Slip On		981034	339.99	B
KX 450F	09-11	Full System		981079	569.99	B
KX 450F	12-15	Head Pipe		981117	230.00	B
KX 450F	12-15	Slip On		981032	339.99	B
KX 450F	12-15	Full System		981077	569.99	B
KLX 450R	08-10	Slip On		981035	339.99	B
KTM						
250 SX-F	11-12	Head Pipe	Mid Pipe / Head Pipe	981162	249.95	B
250 SX-F	11-12	Slip On	Muffler Only	981163	319.95	B
250 SX-F	11-12	Full System		981164	565.95	B
250 SX-F	13-15	Full System		981167	569.95	B
350 SX-F	11-12	Head Pipe	Mid Pipe / Head Pipe	981168	249.95	B
350 SX-F	11-12	Slip On	Muffler Only	981169	319.95	B
350 SX-F	11-12	Full System		981170	569.95	B
350 SX-F	13-15	Full System		981173	569.95	B
450 SX-F	11-12	Head Pipe	Mid Pipe / Head Pipe	981174	249.95	B

- accessories
- body
- handlebar & grips
- cables & levers
- exhaust
- engine
- fuel & intake
- electrical & ignition
- clutch
- drive
- bearings
- brakes
- steering & suspension
- tires
- tools & shop

EXHAUST



4-STROKE - SA-4 SERIES (CONTINUED)

- accessories
- body
- handlebar & grips
- cables & levers
- exhaust
- engine
- fuel & intake
- electrical & ignition
- clutch
- drive
- bearings
- brakes
- steering & suspension
- tires
- tools & shop

MODEL	YEAR	ITEM	NOTES	PART #		
KTM CONTINUED						
450 SX-F	11-12	Full System		981176	569.95	B
450 SX-F	13-15	Full System		981179	569.95	B
SUZUKI						
RM-Z 250	05-06	Head Pipe		981121	230.00	B
RM-Z 250	05-06	Slip On		981037	339.99	B
RM-Z 250	05-06	Full System		981082	569.99	B
RM-Z 250	07-09	Head Pipe		981122	230.00	B
RM-Z 250	07-09	Slip On		981038	339.99	B
RM-Z 250	07-09	Full System		981083	569.99	B
RM-Z 250	10-15	Head Pipe		981120	230.00	B
RM-Z 250	10-15	Slip On		981036	339.99	B
RM-Z 250	10-15	Full System		981081	569.99	B
RM-Z 450	05-07	Head Pipe		981124	230.00	B
RM-Z 450	05-07	Slip On		981040	339.99	B
RM-Z 450	05-07	Full System		981085	569.99	B
RM-Z 450	08-10	Head Pipe		981125	230.00	B
RM-Z 450	08-10	Slip On		981041	339.99	B
RM-Z 450	08-10	Full System		981086	569.99	B
RM-Z 450	11-15	Head Pipe		981123	230.00	B
RM-Z 450	11-15	Slip On		981039	339.99	B
RM-Z 450	11-15	Full System		981084	569.99	B
DR-Z 400E	00-07	Head Pipe		981126	230.00	B
DR-Z 400E	00-07	Slip On		981042	339.99	B
DR-Z 400E	00-07	Full System		981087	569.99	B
DR-Z 400S	00-12	Head Pipe		981127	230.00	B
DR-Z 400S	00-12	Slip On		981043	339.99	B
DR-Z 400S	00-12	Full System		981088	569.99	B
DR-Z 400 SM	05-09	Head Pipe		981127	230.00	B
DR-Z 400 SM	05-09	Slip On		981043	339.99	B
DR-Z 400 SM	05-09	Full System		981088	569.99	B
YAMAHA						
YZ 250F	03-06	Head Pipe		981130	230.00	B
YZ 250F	03-05	Slip On		981046	339.99	B
YZ 250F	03-05	Full System		981091	569.99	B
YZ 250F	2006	Full System	Uses (03-06) Head Pipe & (06-09) Slip On	981092	569.99	B
YZ 250F	07-09	Head Pipe		981131	230.00	B
YZ 250F	06-09	Slip On		981047	339.99	B
YZ 250F	07-09	Full System		981093	569.99	B
YZ 250F	10-13	Head Pipe		981129	230.00	B
YZ 250F	10-13	Slip On		981045	339.99	B
YZ 250F	10-13	Full System		981090	569.99	B
YZ 250F	14-15	Full System		981182	569.95	B
YZ 450F	03-05	Head Pipe		981132	230.00	B
YZ 450F	03-05	Slip On		981048	339.99	B
YZ 450F	03-05	Full System		981094	569.99	B
YZ 450F	07-09	Head Pipe		981133	230.00	B
YZ 450F	07-09	Slip On		981049	339.99	B



4-STROKE - SA-4 SERIES (CONTINUED)

MODEL	YEAR	ITEM	NOTES	PART #
YAMAHA CONTINUED				
YZ 450F	07-09	Full System		981095 569.99 B
YZ 450F	10-13	Slip On		981050 339.99 B
YZ 450F	10-13	Full System		981096 569.99 B
YZ 450F	14-15	Full System		981185 569.95 B
WR 250F	03-06	Head Pipe		981135 230.00 B
WR 250F	03-06	Slip On		981051 339.99 B
WR 250F	03-06	Full System		981097 569.99 B
WR 250F	07-14	Head Pipe		981136 230.00 B
WR 250F	07-14	Slip On		981052 339.99 B
WR 250F	07-14	Full System		981098 569.99 B
WR 450F	03-06	Head Pipe		981137 230.00 B
WR 450F	03-06	Slip On		981053 339.99 B
WR 450F	03-06	Full System		981099 569.99 B
WR 450F	07-11	Head Pipe		981138 230.00 B
WR 450F	07-11	Slip On		981054 339.99 B
WR 450F	07-11	Full System		981100 569.99 B



EXHAUST PARTS

ITEM	NOTES	PART #
SA-4 Stainless Steel Black Turndown End Tip	Includes End Tip, Inner Plate, & End Tip Screws	981011 39.99 B
SA-4 Stainless Steel Black Turndown End Tip Assembly	Includes End Tip, Inner Plate, Base Plate,	981012 59.99 B
SA-4 Carbon Fiber Turndown End Tip	Includes End Tip, Inner Plate, & End Tip Screws	981000 99.99 B
SA-4 Carbon Fiber Turndown End Tip Assembly	Includes End Tip, Inner Plate, Base Plate,	981001 119.99 B
SA-4 15" Performance Core 1 3/4" Diameter		981003 14.99 B
SA-4 17" Performance Core 1 3/4" Diameter		981004 19.99 B
1/4 x 20 End Tip Allen Screws Black (3 pack) - Socket Head		981009 3.75 B
1/4 x 20 Base Plate Allen Screws (4 pack) - Button Head		981008 6.00 B
1/4 x 20 Base Plate Allen Screws Black (4 pack) - Button Head		981010 5.00 B
USFS Approved Spark Arrestor	Fits all SA-4 series exhausts	981013 17.99 B
Exhaust Spring w/ Black Logo Sleeve (2" Long)		981015 2.50 B
Silencer Packing Kit (Includes 4 - 10/32 Hex Head Screws)		981007 15.99 B
10/32 Silencer Inlet Screws (4 pack) - Hex Head		981010 5.00 B
MX2 Silencer Decal		981002 6.99 B

- accessories
- body
- handlebar & grips
- cables & levers
- exhaust
- engine
- fuel & intake
- electrical & ignition
- clutch
- drive
- bearings
- brakes
- steering & suspension
- tires
- tools & shop

EXHAUST

- accessories
- body
- handlebar & grips
- cables & levers
- exhaust
- engine
- fuel & intake
- electrical & ignition
- clutch
- drive
- bearings
- brakes
- steering & suspension
- tires
- tools & shop



Performance tested and race proven, the Bill's Pipes 2-stroke line was the choice of champions and riders all over the globe. Using the same championship winning technology as in years past, the Bill's Pipes MX2 series offers unparalleled and unmatched performance for your 2-stroke. Over 30 years of testing, engineering, and development has led to a 2-stroke exhaust system that performs better than the rest, is quality built, and most importantly, affordable.

2-STROKE - MX2 SERIES

MODEL	YEAR	ITEM	NOTES	PART #		
HONDA						
CR 85R / RB	03-07	Works Pipe	Fits Big Wheel (RB) model	981198	229.99	B
CR 85R / RB	03-07	Nickel Pipe	Fits Big Wheel (RB) model	981199	229.99	B
CR 85R / RB	03-07	Silencer	Fits Big Wheel (RB) model	981200	129.99	B
CR 125	93-97	Silencer		981186	119.95	B
CR 250	02-06	Silencer		981187	129.99	B
CR 500	89-01	Silencer		981188	119.95	B
TE 250	11-14	Works Pipe		981145	239.99	B
TE 250	11-14	Nickel Pipe		981146	229.99	B
TE 250	11-14	Silencer		981194	119.95	B
TC 250 / TE 250 / 300	14-15	Works Pipe		981145	239.99	B
TC 250 / TE 250 / 300	14-15	Nickel Pipe		981146	229.99	B
TC 250 / TE 250 / 300	14-15	Silencer		981194	119.95	B
KX 85	02-12	Silencer	TEMPORARILY DISCONTINUED	981144	119.99	B
KX 125	03-05	Silencer	TEMPORARILY DISCONTINUED	981189	119.95	B
KTM						
125 SX	12-14	Works Pipe		981201	239.99	B
125 SX	12-14	Nickel Pipe		981202	239.99	B
125 SX	12-14	Silencer		981203	129.99	B
150 SX	12-14	Works Pipe		981201	239.99	B
150 SX	12-14	Nickel Pipe		981202	239.99	B
150 SX	12-14	Silencer		981203	129.99	B
250 SX / XC / XC-W	11-15	Works Pipe		981145	239.99	B
250 SX / XC / XC-W	11-15	Nickel Pipe		981146	229.99	B
250 SX / XC / XC-W	11-15	Silencer		981194	119.95	B
SUZUKI						
RM 85	02-15	Works Pipe	Fits Big Wheel model	981149	229.99	B
RM 85	02-15	Nickel Pipe	Fits Big Wheel model	981150	229.99	B
RM 85	02-15	Silencer	Fits Big Wheel model	981152	119.99	B
RM 125	03-07	Works Pipe	For fitment on 03 model, a new 04 style O-ring required	981190	229.95	B
RM 125	03-07	Nickel Pipe	For fitment on 03 model, a new 04 style O-ring required	981191	229.95	B
RM 125	03-07	Silencer	For fitment on 03 model, a new 04 style O-ring required	981192	119.95	B
RM 250	04-08	Works Pipe		981147	229.99	B
RM 250	04-08	Nickel Pipe		981148	229.99	B
RM 250	04-08	Silencer		981151	119.99	B
YAMAHA						
YZ 85	02-15	Works Pipe	Fits Big Wheel model	981155	229.99	B
YZ 85	02-15	Nickel Pipe	Fits Big Wheel model	981156	229.99	B
YZ 85	02-15	Silencer	Fits Big Wheel model	981158	119.99	B
YZ 125	05-15	Works Pipe		981204	239.99	B
YZ 125	05-15	Nickel Pipe		981205	239.99	B
YZ 125	05-15	Silencer		981193	119.95	B
YZ 250	02-15	Works Pipe		981153	229.99	B
YZ 250	02-15	Nickel Pipe		981154	229.99	B
YZ 250	02-15	Silencer		981157	119.99	B



Two Brothers Racing OFFROAD EXHAUST CANISTERS

M-6 MINI OFFROAD EXHAUST CANISTERS

Description:


- › Save weight, improve sound and gain power throughout the rev range with our race track proven Stainless Steel and aluminum exhaust system.

Header Features:

- › Mandrel bent thinwall (0.35" x 1.125" stepped to 1.375") stainless steel headpipe
- › CNC machined stainless steel headpipe collar
- › CNC machined aluminum headpipe flange

Muffler Features:

- › Thinwall extruded 6061 T-6 aluminum sleeve
- › TIG welded canister mount for easy installation and extreme durability
- › CNC machined inlet cap
- › 1.5" x .035" stainless steel perf core
- › High temperature packing material
- › CNC machined & threaded outlet end for easy repack
- › Removable die-cast magnesium M-6 outlet
- › USFS approved spark arrestor included (removable)
- › Made, tested & assembled in Santa Ana, CA USA



M-7 OFFROAD EXHAUST CANISTERS



- › Our new M-7 V.A.L.E.™ exhaust systems feature our exclusive Teflon coated, blunted, cast magnesium outlet and our exclusive X-Lite™ retaining ring. These exclusive Two Brother Racing features not only look great, but also significantly reduce the weight of the exhaust system.

- › The V.A.L.E.™ inlet design eliminates the use of springs and creates an adjustable mount that is rock solid when fixed in place. The system also features a precision mandrel bent, thinwall s-bend tube, and for a full system, a header pipe custom fit for each model.



- › **The P4 PowerTip™** was developed to fill the gap between the P1 and P1-X sound reducing tips. The P4 is more restrictive than our P1-X but quieter than the P1, reducing sound output between 5-6 dB on most pipes. Power loss is minimal. Not recommended for use with a spark arrestor screen.

- › Like all of our other sound suppressors, the P4 is very easy to install - simply unbolt your existing M-7 endcap, drop in the P4 and reassemble. **Note: The P4 is only intended for use with our M series outlets.**



- › Our **P1 PowerTip™** sound suppressor is a recommended accessory for our exhaust systems with M series endcaps. A straight-through sound diffuser, the TBR PowerTip™ quiets the pipe to about 3-4 dB with no significant reduction in horsepower. Not recommended for use with a spark arrestor screen.

- › **Easy to install** - simply unbolt your existing M series endcap, drop in the P1 and reassemble. **Note: The P1 is only intended for use with our M series outlets.**



- › **The P1X PowerTip™** sound suppressor is a recommended accessory for our exhaust systems with M series endcaps. A straight-through sound diffuser, the TBR PowerTip™ quiets the pipe to about 7-8 dB with no significant reduction in horsepower. Not recommended for use with a spark arrestor screen.

- › Like all of our other sound suppressors, the P1X is very easy to install - simply unbolt your existing M-7 endcap, drop in the P1X and reassemble. **Note: The P1X is only intended for use with our M series outlets.**



- › U.S. Forestry Service approved Spark Arrestors are included with all aluminum M-7 V.A.L.E.™ off-road slip-on exhaust systems. These tips mute the exhaust tone slightly with absolutely no loss of horsepower. Additionally these tips prevent the introduction of foreign matter into the exhaust system. This spark arrestor DOES NOT fit, nor is it intended to be used with the C2, C4 or C5 mufflers.

accessories
body
handlebar & grips
cables & levers
exhaust
engine
fuel & intake
electrical & ignition
clutch
drive
bearings
brakes
steering & suspension
tires
tools & shop

EXHAUST



Two Brothers Racing M-7 OFFROAD EXHAUST CANISTERS

MODEL	YEAR	DESCRIPTION	S/O	PART#		
HONDA						
CRF250L	2013-14	Stainless Steel Slip-On Exhaust System with M-7 Aluminum Canister	N	986235	389.95	B
CRF450R	2013	Stainless Steel Slip-On Exhaust System with M-7 Carbon Fiber Canister	N	986237	549.95	B
		Stainless Steel Slip-On Exhaust System with M-7 Aluminum Canister	N	986238	389.95	B



MODEL	YEAR	DESCRIPTION	S/O	PART#		
KAWASAKI						
KLR650	1997-13	Stainless Steel Slip-On Exhaust System with M-7 Carbon Fiber Canister	Y	986232	549.95	B
		Stainless Steel Slip-On Exhaust System with M-7 Aluminum Canister	Y	986233	389.95	B

MODEL	YEAR	DESCRIPTION	S/O	PART #		
SUZUKI						
DR650	1998-15	Stainless Steel Slip-On Exhaust System with M-7 Aluminum Canister	Y	986231	389.98	B



MODEL	YEAR	DESCRIPTION	S/O	PART #		
YAMAHA						
YFZ450	2004-14	Complete Stainless Steel System with M-7 Aluminum Canister	Y	986390	559.98	B
YFZ450R/X	2009-14	Stainless Steel Slip-On Exhaust System with M-7 Aluminum Canister	Y	986273	349.95	B



Two Brothers Racing M-6 MINI OFFROAD EXHAUST CANISTERS



MODEL	YEAR	DESCRIPTION	S/O	PART #		
YAMAHA						
		M=6 Stainless Steel Full Exhaust Aluminum Canister	Y	986389	549.98	B



Two Brothers Racing BLACK SERIES EXHAUST SYSTEM



MODEL	YEAR	DESCRIPTION	S/O	PART #		
HONDA						
CBR1000RR	2012-15	Black Series 4-2-1 Complete Exhaust System with M-2 Aluminum Canister	Y	986311	1079.98	B



Two Brothers Racing REPLACEMENT PARTS

PowerTip™
SOUND SUPPRESSOR



Many municipalities and tracks have begun to implement new, tougher regulations that limit the sound output of street bikes, offroad cycles and ATVs. Two Brothers Racing has developed a series of highly effective sound reducing tips which can help you be compliant.

Our **P1-X PowerTip™** sound suppressor is a recommended accessory for our exhaust systems with M series endcaps. A straight-through sound diffuser, the TBR PowerTip™ quiets the pipe about 7-8 dB with no significant reduction in horsepower. Maybe used with a spark arrestor screen.

DESCRIPTION	MANUF. #	PART #		
M Series P1X Race Pipe Power Tip *Natural*	005-P1-X	986391	34.98	B
M Series P1X Race Pipe Power Tip Black	005-P1-XK	986392	39.98	B
M Series P1X Race Pipe Power Tip Gunmetal	005-P1-XH	986393	39.98	B
M Series P1X Race Pipe Power Tip Gold	005-P1-XG	986394	39.98	B
M Series P1 Race Pipe Power Tip *Natural*	005-P1	986395	29.98	B
M Series P1 Race Pipe Power Tip Blue	005-P1-B	986396	35.98	B
M Series P1 Race Pipe Power Tip Gold	005-P1-G	986397	35.98	B
M Series P1 Race Pipe Power Tip Green	005-P1-GR	986398	35.98	B
M Series P1 Race Pipe Power Tip Black	005-P1-K	986400	35.98	B
M Series P1 Race Pipe Power Tip Red	005-P1-R	986401	35.98	B
TBR Endcap Bolt Kit Blue	005-001-B	986402	19.98	B
TBR Endcap Bolt Kit Gold	005-001-G	986403	19.98	B
TBR Endcap Bolt Kit Black	005-001-K	986405	19.98	B
TBR Endcap Bolt Kit Red	005-001-R	986406	19.98	B
M-7 S/A Screen USFS Approved	005-106S	986407	19.00	B
Re-Pack Kit (All) TBR Mufflers	005-10038	986408	21.98	B
Re-Pack Kit Off-Road (All)	005-10038MX	986409	21.98	B

- accessories
- body
- handlebar & grips
- cables & levers
- exhaust**
- engine
- fuel & intake
- electrical & ignition
- clutch
- drive
- bearings
- brakes
- steering & suspension
- tires
- tools & shop

HIGHWAY HAWK



HEAT RESISTANT EXHAUST WRAP


2" wide x 49' long, complete with Stainless steel clamps (4 Pieces)

997108	White	61.95	H
997109	Black	61.95	H
997110	Titanium	86.95	H



EXHAUST PLUGS

Protects the exhaust system from water during pressure washing, keeps humidity from entering pipe as it cools down or prevents condensation inside the pipe during storage. Formulated to be stiff enough to not fall out but soft enough to insert into the pipe without damage.



EM47330	Small	2 Stroke Exhaust up to 1-3/4" diameter	5.95	L
EM47331	Large	4 Stroke Exhaust up to 2" diameter	6.95	L




EXHAUST PLUGS



992735	2 Strokes	7.45	L
992736	4 Strokes	8.45	L
992737	Display Package 2 Strokes - 4 Units 4 Strokes - 6 Units	60.45	L

- accessories
- body
- handlebar & grips
- cables & levers
- exhaust
- engine
- fuel & intake
- electrical & ignition
- clutch
- drive
- bearings
- brakes
- steering & suspension
- tires
- tools & shop

ENGINE



- accessories
- body
- handlebar & grips
- cables & levers
- exhaust
- engine
- fuel & intake
- electrical & ignition
- clutch
- drive
- bearings
- brakes
- steering & suspension
- tires
- tools & shop



NAMURA DIRT BIKE PISTON & GASKET SETS

- ✚ All Namura Pistons have Molybdenum/Teflon skirt coatings that minimize resistance and wear to provide extended life
- ✚ All Namura Pistons have anodized domes that provide superior heat resistance and extended life span
- ✚ All Namura Pistons have super-high silicone content for additional strength
- ✚ All Namura Pistons have premium world class rings produced by the largest Japanese OEM supplier in the world
- ✚ Rings will fit OEM pistons
- ✚ Namura Top End Repair Kits include pistons, rings and top end gasket sets
- ✚ Namura Top End Gasket Sets are precision cut Klingersil coated steel head gaskets for better sealing and high-temperature resistance



PISTON KITS

✚ MOS2 (Teflon/Molybdenum) Coated Skirts

A rolled on application process provides a bond that is 10 times stronger than other spray on coatings. Benefits include increased heat transfer, reduced friction and helping to eliminate cold seizures.

✚ Machined Smooth Heads

Reflects combustion heat and reduces carbon buildup, protecting the top of the piston. Some tests have shown this feature can increase horse power and fuel economy by up to 6%

✚ Anodized Domes

Increases heat resistance and durability; pistons with anodized domes are 75% stronger than non-anodized pistons

✚ Hypereutectic Casting Process

Provides higher silicon content for reduced expansion rates and additional wear resistance; it also has an ability to withstand higher cylinder temperatures



GASKET KITS

Designed and produced using performance materials to provide greater reliability and durability to withstand the needs of today's hardest working engines.

TOP END REPAIR KITS

Provides you with all the necessary components to complete your rebuild: these include a top-end gasket set, pistons, rings, wrist pins, circlips and silver coated SCM415 high strength chromoly needle bearings where needed.



NAMURA DIRT BIKE PISTON AND GASKET SETS

MODEL	YEARS	PISTON SIZE(MM)	PISTON KIT	RING KIT	TOP END GASKET KIT	FULL SET GASKET KIT	TOP END REPAIR KITS	CLUTCH GASKET	TOP NEEDLE BEARING
BETA									
RK6 ENDURO (NIKASIL CYL)	97-02	39.46 39.47 39.48	700PS 700PS-B	181537 181537 181537	-	-	-	-	181264 SIZE 12X15X14.5
RR250 ENDURO 2T (NIKASIL CYL)	13-14	66.34 66.35 66.36	751PS 751PS-B 751PS-C	750RS 750RS 750RS					180683 SIZE 18X22X19.8
BMW									
G450X	07-10	-	-	-	181791	181792	-	-	-
CCM									
MX450 (NIKASIL CYL)	08	94.96 94.97 94.98			180965	-	-	-	-
GAS GAS									
MC125 FLAT TOP PISTON 8.8:1 STD COMPRESSION	02-10	53.94 53.95 53.96 54.44 54.94 55.44	100PS 180200 180201 100P2 100P4 180198	100RS 100RS 100RS 100R2 100R4 180199	181571			-	180692 SIZE 15X20X17.8
HALLEY 125	09	-	-	-	181571		-	-	-
EC125 DOMED TOP PISTON 8.6:1 STD COMPRESSION	00-11	53.94 53.95 53.96	103PS 180203 180204	200RS 200RS 200RS	181571 2001-11 EC125 2013-15 EC125 RACING	2001-11 EC125 2013-15 EC125 RACING	181573 181574 181575	-	180692 SIZE 15X20X17.8
EC250	97-14	66.34 66.35 66.36	751PS 751PS-B 751PS-C	750RS 750RS 750RS	181572	-		-	NB9505 SIZE 18X22X22
ENDURO 250 ENDURO 300 EC200 EC250 EC300 EC250F 4T	97-03 97-03 97-13 97-13 97-13 10-15	- - - - - 76.94 76.95 76.96	- - - - - 181393 181394 181395	- - - - - 230RS	181572 181571 181571 181571 181571 180398	180520	181396 181397 181398	-	N/R
(NIKASIL CYL) 13.5:1 COMPRESSION									
EC300F 4T	13-15	83.00	-	-	181408	-	-	-	N/R
EC450 F	13-15	94.96 94.97 94.98	180899 180900 180901	40009RS 40009RS 40009RS	180965	-	181402 181403 181404	-	N/R
12.5:1 STD COMPRESSION (NIKASIL CYL)									
HONDA									
Z50R	79-99	39.00	181214	181210	180447	180020	181218	-	N/R
XR50R	00-03	39.50	181215	181211			181219		
CRF50F	04-16	40.00	181216	181212			181220		
10.0:1 STD COMPRESSION *CANNOT USE OEM RINGS W/ THIS PISTON		40.50	181217	181213			181221		
XR70R	97-03	46.97	181793	181798	180448	180451	181803	-	N/R
CRF70F	04-12	47.47 47.97 48.47 48.97	181794 181795 181796 181797	181799 181800 181801 181802			181804 181805 181806 181807		
XR80R	93-03	-	-	-	180449	180610	-		N/R
CRF80F	04-12								

- accessories
- body
- handlebar & grips
- cables & levers
- exhaust
- engine
- fuel & intake
- electrical & ignition
- clutch
- drive
- bearings
- brakes
- steering & suspension
- tires
- tools & shop

NAMURA DIRT BIKE PISTON AND GASKET SETS CONTINUED

MODEL	YEARS	PISTON SIZE(MM)	PISTON KIT	RING KIT	TOP END GASKET KIT	FULL SET GASKET KIT	TOP END REPAIR KITS	CLUTCH GASKET	TOP NEEDLE BEARING
HONDA CONTINUED									
CR80 (NIKASIL CYL)	86-02*	46.94	180PS	180RS	180TS	180F	180KS	-	180611 SIZE 14X18X15.8
		46.95	180237	180RS	1986-91	1986-91	180238		
		46.96	180239	180RS			180240		
		47.44	180P2	180R2	181TS	181F	180K2		
		47.94	180P4	180R4	1992-02	1992-02	180K4		
		48.44	180234	180236			180235		
							1986-91		
							180624		
							180625		
							180626		
					180627				
					180628				
					180629				
					1992-02				
180PS CANNOT USE OEM RINGS AND 180RS RINGS CANNOT BE USED WITH OEM PISTONS.									
CR85 COMPRESSION 8.4:1 (NIKASIL CYL)	03-07	47.44	180P2	180R2	181TS	181F	180245	-	180611 SIZE 14X18X15.8
		47.45	180232	180R2			180243		
		47.46	180233	180R2			180244		
		47.94	180P4	180R4			180241		
		48.44	180234	180236			180242		
* THE CR85 USES THE 180P2 AS THE STANDARD SIZE									
XR100R CRF100F	92-03	53.00		-	180612	180613	-	-	N/A
	04-13*	53.50							
		54.00							
		54.50							
CRF110F	13-16	-	-	-	181808	-	-	-	--
CRF125F/FB	14-16	-	-	-	181809	181810	-	-	--
NSR125 CRM125 (NIKASIL CYL)	88-01	53.96	180731	180735	180736	180734	N/A	-	180682 SIZE 16X20X19.5
		53.97	180732	180735					
		53.98	180733	180735					
CR125 8.8:1 STD COMPRESSION (NIKASIL CYL)	92-03	53.94	100PS	100RS	100TS	100F	180730	-	180614 SIZE 15X19X16.7
		53.95	180200	100RS	1990-99	1990-98	180631		
		53.96	180201	100RS	101TS	101F	180632		
		54.44	100P2	100R2	2000-02	2000-2002	180633		
		54.94	100P4	100R4	103TS	102F	180634		
		55.44	180198	180199	2003-04	2003	180635		
							1992-99		
							180636		
							180637		
							180638		
					180639				
					180640				
					180641				
					2000-02				
					180642				
					180643				
					180644				
					180645				
					180646				
					180647				
					2003 ONLY				
CR125 8.6:1 STD COMPRESSION (NIKASIL CYL)	04-07*	53.94	103PS	200RS	103TS	103F	180648	-	180614 SIZE 15X19X16.7
		53.95	180203	200RS	2003-04	2004	180649		
		53.96	180204	200RS	104TS	104F	180650		
					2005-07	2005-07	2004 ONLY		
					180651				
					180652				
					180653				
					2005-07				

NAMURA DIRT BIKE PISTON AND GASKET SETS CONTINUED

MODEL	YEARS	PISTON SIZE(MM)	PISTON KIT	RING KIT	TOP END GASKET KIT	FULL SET GASKET KIT	TOP END REPAIR KITS	CLUTCH GASKET	TOP NEEDLE BEARING
HONDA CONTINUED									
CRE F125X	08-10	-	-	-	181811	181812	-	-	-
CRM F125X	08-10	-	-	-	-	-	-	-	-
CRF150F	06-15	-	-	-	180615 2003-05 180617 2006-15	180616 2003-05 180021 2006-15	-	-	N/R
CRF150R	07-14	-	-	-	180618	180022	-	-	N/R
XR200R	93-02	-	-	-	180619	180621	-	-	N/R
CRF230F	03-15	-	-	-	180620	180622	-	-	N/R
CRF230L,M	08-09	-	-	-	-	230F ONLY 180623 230L, M ONLY	-	-	-
XR250L	91-96	-	-	-	181222	181223	-	-	-
XR250R	86-95	-	-	-	1986-04 XR250R 1991-96 XR250L	-	-	-	-
XR250R CR250 (NIKASIL CYL)	96-04 86-96	- 66.34 66.35 66.36 66.84 67.34 67.84	- 126PS 180214 180215 126P2 126P4 180212	- 126RS 126RS 126RS 126R2 126R4 180213	- 126TS 1986-91 125TS 1992-01	181224 126F 1989-91 125F 1992-01	- 180654 180655 180656 180657 180658 180659 1986-91 180660 180661 180662 180663 180664 180665 1992-96	-	NB9505 SIZE 18X22X22
CR250 (NIKASIL CYL)	97-01	66.34 66.35 66.36 66.84 67.34 67.84	125PS 180208 180210 125P2 125P4 180205	125RS 125RS 125RS 125R2 125R4 180207	125TS 1992-01	125F 1992-01	125KS 180209 180211 180666 180667 180206	-	NB9505 SIZE 18X22X22
CR250 COMPRESSION 8.5:1 (NIKASIL CYL)	02-04	66.34 66.35 66.36	127PS 180216 180218	125RS 125RS 125RS	127TS	127F	127KS 180217 180219	-	NB9505 SIZE 18X22X22
CR250 COMPRESSION 8.5:1 (NIKASIL CYL)	05-07*	66.34 66.35	180220 180221	180223 180223	180450	180019	180668 180669	-	NB9505 SIZE 18X22X22
CRF250R	04-09	77.96	180739	180742	180225	180224	181225	-	N/R
CRF250X	04-16	77.97 77.98	180740 180741	180742 180742	2004-13	2004-13	181226 181227 2004-13	-	N/R
13.2:1 COMPRESSION (NIKASIL CYL)			180739 SERIES WILL NOT ACCEPT OEM RINGS FROM 06-07 250R OR 07-09 250X MODELS						
13.2:1 COMPRESSION (NIKASIL CYL)			180742 WILL NOT WORK ON 06-07 250R, AND 07-09 250X OEM PISTON						
CRF250R	10-13	76.80 76.81 76.82	180743 180744 180745	180746 180746 180746	180738	180737	181228 181229 181230	-	N/R
13.2:1 COMPRESSION (NIKASIL CYL)									
CRF250R	14-16	76.80 76.81 76.82	181813 181814 181815	180746	180738	180737	181816 181817 181818	-	N/R
13.5:1 COMPRESSION (NIKASIL CYL)									
CRF250L	13-16	75.96	-	-	181503	181504	-	-	N/R

- accessories
- body
- handlebar & grips
- cables & levers
- exhaust
- engine
- fuel & intake
- electrical & ignition
- clutch
- drive
- bearings
- brakes
- steering & suspension
- tires
- tools & shop

NAMURA DIRT BIKE PISTON AND GASKET SETS CONTINUED

MODEL	YEARS	PISTON SIZE(MM)	PISTON KIT	RING KIT	TOP END GASKET KIT	FULL SET GASKET KIT	TOP END REPAIR KITS	CLUTCH GASKET	TOP NEEDLE BEARING
HONDA CONTINUED									
XR400R	96-04*	84.97 85.47 85.97 86.47	10003PS 10003P2 10003P4 10003P6	10003RS 10003R2 10003R4 180055	10003TS	181231	10003KS 10003K2 10003K4 180054	181092 (INNER CLUTCH GASKET)	N/R
*10003PS SERIES CAN NOT ACCEPT OEM RINGS AND 10003RS RINGS CAN NOT BE USED ON OEM TRX400EX / XR400 PISTON									
XR400- BIG BORE (440cc) 11:1 HI-COMPRESSION	96-04*	88.95	10004PS 181094	10004RS 10004RS IS A CYL- INDER SLEEVE FOR BIG BORE	10004TS	--	180057	181092 (INNER CLUTCH GASKET)	N/R
CRF450R (NIKASIL CYL) COMPRESSION 12.0:1	02-08	95.97 95.98 95.99	180747 180748 180749	180750	180227 2002-06 180229 2007-08	180226 2002-06 180754 2007-08	181232 181233 181234 2002-2006 181235 181236 181237 2007-2008	-	N/R
CRF450R COMPRESSION 12.0:1 (NIKASIL CYL)	09-12	95.97 95.98 95.99	180751 180752 180753	180750	180964 2009-15	180755 2009-15	181238 181239 181240 2009-2012	-	N/R
180751 WILL NOT ACCEPT OEM RINGS OR CIRCLIPS, 180750 WILL NOT WORK ON OEM 09-12 CRF450R									
CRF450X COMPRESSION 12.0:1 (NIKASIL CYL)	05-16	95.97 95.98 95.99	180747 180748 180749	180750	180229	180228	181235 181236 181237	-	N/R
CR500	84-01	-	-	-	180231 1989-2001	180230 1989-2001	-	-	N/R
HUSABERG									
TE125 (NIKASIL CYL) (DUAL RING)	12-14	53.94 53.95 53.96	729PS 729PS-B 729PS-C	729RS 729RS 729RS	180962	180937	180934 180928 180931	-	NB9514 SIZE 15X19X19.5
*729PS CANNOT USE OEM RINGS AND 729RS RINGS CANNOT BE USED WITH OEM PISTONS									
TE250 (2T KTM ENGINE) (NIKASIL CYL)	11-14	66.34 66.35 66.36	751PS 751PS-B 751PS-C	750RS 750RS 750RS	180037	180949	181241 181242 181243	-	180683 SIZE 18X22X19.8
FE250 (NIKASIL CYL) 13.2:1 STD COMPRESSION	13	75.96 75.97 75.98	180950 180951 180952	180954 180954 180954	180443	-	181244 181245 181246	-	N/R
TE300	11-14	-	181819 181820 181821	181505 181505 181505	180013	181339	181825 181826 181827	-	180683 SIZE 18X22X19.8
FC350	14*	87.96	181822	181831	181832	-	181828	-	-
FE 350	13-14*	87.97 87.98	181823 181824	-	-	-	181829 181830	-	-
FE390	10-11	-	-	-	181506	-	-	-	-

NAMURA DIRT BIKE PISTON AND GASKET SETS CONTINUED

MODEL	YEARS	PISTON SIZE(MM)	PISTON KIT	RING KIT	TOP END GASKET KIT	FULL SET GASKET KIT	TOP END REPAIR KITS	CLUTCH GASKET	TOP NEEDLE BEARING
HUSABERG CONTINUED									
FE450	09-12	94.94	181343	181342	181506	-	181507	-	-
FX450	10-12	94.95 94.96	181344 181345	181342 181342	2010-11 FX 450E	-	181508 181509 2010-11 FX 450E	-	-
(NIKASIL CYL) FE/FS570	10	-	-	-	181506	-	-	-	-
HUSQVARNA									
TC85 (NIKASIL CYL)	14	46.95 46.96 46.97	704PS 704PS-B 704PS-C	180RS 180RS 180RS	181513	181514	181510 181511 181512	-	180611 SIZE 14X18X15.8
CR125	97-14	53.94	103PS	200RS	181250	-	181247	-	180614 SIZE
WR125	97-14	53.95	180203	200RS			181248		15X19X16.7
WRE125	98-10	53.96	180204	200RS			181249		
SM125/S	98-14								
COMPRESSION 8.6:1 (NIKASIL CYL)									
SMS4-TE125	10-11	-	-	-	181811	181812	-	-	-
TC/TE125 (DUAL RING) (NIKASIL CYL)	14	53.94 53.95 53.96	729PS 729PS-B 729PS-C	729RS 729RS 729RS	180962	180937	180934 180928 180931	-	NB9514 SIZE 15X19X19.5
*729PS CANNOT USE OEM RINGS AND 729RS RINGS CANNOT BE USED WITH OEM PISTONS									
CR250 (NIKASIL CYL)	98-13	66.34 66.35 66.36	125PS 180208 180210	125RS 125RS 125RS				-	-
TE/TC250	03-04	-	-	-	181515	-	-	-	-
TXC250	03-04								
SMR250	03-04								
TE/TC250 (2T KTM ENGINE) (NIKASIL CYL)	14-16	66.34 66.35 66.36	751PS 751PS-B 751PS-C	750RS 750RS 750RS	180037	180949	181241 181242 181243	-	NB9514 SIZE 15X19X19.5
TC/TE250	05-09	-	-	-	181516	-	-	-	-
TXC250	05-09								
SMR250	05-09								
TC 250	10-11	-	-	-	181833	181834	-	-	-
TXC 250	10-12								
TE 250	10-12								
TC 250	12-14	-	-	-	181835	181836	-	-	-
TE 250	13-14								
TXC 250	13-14								
FC250	14	-	-	-	181517	181518	-	-	-
CR250	99-12	-	-	-	181519	-	-	-	-
WR250	99-14								
WR300	09-14								
TE300 (KTM ENGINE)	14-16	71.94 71.95 71.96	181819 181820 181821	181505 181505 181505	180013	181339	181825 181826 181827	-	NB9514 SIZE 15X19X19.5
WR300 (KTM ENGINE)	08-13	71.94 71.95 71.96	181819 181820 181821	181505 181505 181505	-	-	-	-	-
FE 350	14-15	87.96	181822	181831	181832	181837	181828	-	N/R
FC350	14-15	87.97 87.98	181823 181824		2014-15 FC350	2014-15 FC350	181829 181830		
TC 449	11-14	-	-	-	181791	181792	-	-	-
TXC 449	11-12								
TE 449	11-14								
TXC/TCX 511	11-13								
TE 511	11-14								
SMR 511	11-12								

- accessories
- body
- handlebar & grips
- cables & levers
- exhaust
- engine
- fuel & intake
- electrical & ignition
- clutch
- drive
- bearings
- brakes
- steering & suspension
- tires
- tools & shop

NAMURA DIRT BIKE PISTON AND GASKET SETS CONTINUED

	MODEL	YEARS	PISTON SIZE(MM)	PISTON KIT	RING KIT	TOP END GASKET KIT	FULL SET GASKET KIT	TOP END REPAIR KITS	CLUTCH GASKET	TOP NEEDLE BEARING	
	HUSQVARNA CONTINUED										
	TE/TC450	03-04	-	-	-	181520	-	-	-	-	
	SMR450	03-04									
	TC510	04									
	TE510R	04									
	SMR450	05-09	-	-	-	181521	-	-	-	-	
	TXC450	05-10									
	TE450	05-09									
	TC510	05-10									
	SMR510	05-09									
	FC 450	14-16	-	-	-	181877	181878	-	-	--	
	SMR 450	15									
	FE450	14-16	-	-	-	181879	181880	-	-	--	
	FE501	14-16									
	KAWASAKI										
	KDX50	03-06	40.96	180848	180856	180813	180812	180855	-	180671	
			41.46	180849	180851			180850		SIZE	
			41.96	180852	180854			180853		12X16X15.8	
	NX-30050 PISTON SERIES DOES NOT HAVE MACHINED SMOOTH DOME										
	KX60 (NIKASIL CYL)	83-03*	42.95	260PS	260RS	260TS	260F	260KS	-	180671	
			42.96	260PS-B	260RS	1985-03	1985-03	260KS-B		SIZE	
			42.97	260PS-C	260RS			260KS-C		12X16X15.8	
								1985-03			
	KX65 COMPRESSION 8.4:1 (NIKASIL CYL)	00-14	44.45	265PS	265RS	265TS	265F	265KS	-	180672	
			44.46	265PS-B	265RS		2000-05	265KS-B		SIZE	
			44.47	265PS-C	265RS		180673	265KS-C		12X16X14.8	
			44.96	180280	180282		2006-14	180281			
			45.46	180283	180285			180284			
			45.95	180286	180288			180287			
	KX80 (NIKASIL CYL)	88-00*	47.95	280PS	280RS	180293	180292	180830	-	180674	
			47.96	180289	280RS	1988-90	1988-90	180824		SIZE	
			47.97	180290	280RS	280TS	280F	180827		14X18X17.2	
			48.45	280P2	280R2	1991-97	1991-97	180818			
			48.95	280P4	280R4	281TS	281F	180821			
						1998-00	1998-00	1988-90			
								180828			
								180822			
								180825			
								-			
								180819			
								1991-97			
								180829			
								180823			
								180826			
								180817			
								180820			
								1998-2000			
	KX85 COMPRESSION 9.2:1 (NIKASIL CYL)	01-13*	48.45	285PS	280R2	285TS	285F	285KS	-	180674	
			48.46	285PS-B	280R2			180294		SIZE	
			48.47	285PS-C	280R2			180295		14X18X17.2	
	KX85	14-16	48.45	181838	181841	181844	181845	181846	-	180674	
			48.46	181839	181841			181847		SIZE	
			48.47	181840	181841			181848		14X18X17.2	
	KE100	76-00		-	-	181849	-	-	-	180674	
										SIZE	
										14X18X17.2	
	KX100 (NIKASIL CYL)	95-13*	52.44	180252	180675	180003	180024	180786	-	180674	
			52.45	180253	180675			180784		SIZE	
			52.46	180254	180675			180785		14X18X17.2	
	KX100 (NIKASIL CYL)	14-16	52.50	181850	181853	181854	181855	181856	-	180674	
			52.51	181851				181857		SIZE	
			52.52	181852				181858		14X18X17.2	
	KLX110	02-13	-	-	-	180788	180787	-	-	-	

NAMURA DIRT BIKE PISTON AND GASKET SETS CONTINUED

MODEL	YEARS	PISTON SIZE(MM)	PISTON KIT	RING KIT	TOP END GASKET KIT	FULL SET GASKET KIT	TOP END REPAIR KITS	CLUTCH GASKET	TOP NEEDLE BEARING
KAWASAKI CONTINUED									
KMX125	86-03	53.96 53.97 53.98	180776 180777 180778	180780 180780 180780	180781	180779	-	-	
KLX125L	03-06	-	-	-	180783	180782	-	-	-
KX125 (NIKASIL CYL)	90-91	53.95	-	-	180247	180246	-	-	-
KX125 (NIKASIL CYL)	92-94	53.95	-	-	180251	180250	-	-	-
KX125 (NIKASIL CYL)	95-97	53.95	-	-	180249	180248	-	-	NB9514 SIZE 15X19X19.5
KX125 (NIKASIL CYL)	98-00	53.94 53.95 53.96	200PS 180768 180770	200RS 200RS 200RS	200TS	200F	180677 180769 180771	-	NB9514 SIZE 15X19X19.5
KX125 (NIKASIL CYL)	01-02	53.94 53.95 53.96	201PS 180772 180774	200RS	200TS	-	201KS 180773 180775	-	NB9514 SIZE 15X19X19.5
KX125 (NIKASIL CYL)	03	53.95 53.96 53.97	202PS 181859 181860	200RS	205TS	204F	202KS 181861 181862	-	NB9514 SIZE 15X19X19.5
KX125 (NIKASIL CYL)	04-05*	53.97 53.98 53.99	205PS 181255 181256	200RS	205TS	204F	205KS 181863 181864	-	NB9514 SIZE 15X19X19.5
KDX200	89-94	-	-	-	180002	180518	-	-	-
KDX200	95-06	-	-	-	180452	180023	-	-	-
KLR250	87-05	73.95 74.45 74.95 75.45	20002PS 20002P2 20002P4 180115	20002RS 20002R2 20002R4 180117	180805	180803	180804 180800 180801 180802	-	N/R
KDX220	97-05	-	-	-	180452	180023	-	-	-
KDX250	91-94	-	-	-	180005	180519	-	-	-
KLX250	94-96	-	-	-	180807	180806	-	-	-
KLX250S	06-14	-	-	-	-	-	-	-	-
KLX250SF	09-10	-	-	-	-	-	-	-	-
KX250	88-89	-	-	-	180005	-	-	-	-
KX250 (NIKASIL CYL)	92-04	66.35 66.36 66.37 66.85 67.35 67.85	225PS 180264 180266 180255 180258 180261	225RS 225RS 225RS 180257 180260 180263	226TS 1993-03	226F 1993-03	225KS 180265 180267 180256 180259 180262 1993-03 180795 180793 180794 180790 180791 180792	-	180678 SIZE 18X22X23.5
225PS, 2002-2003 CANNOT USE OEM RINGS AND 225RS 2002-03 RINGS CANNOT BE USED W/OEM PISTONS									
KX250 (NIKASIL CYL)	05-08*	66.35 66.36 66.37	180268 180269 180270	180271 180271 180271	229TS	229F	180798 180796 180797	-	180678 SIZE 18X22X23.5
KX250F (FORGED) COMPRESSION 12.6:1 (CHROME COMPOSITE CYL)	04-05	76.95 76.96 76.97	230PS 230PS-B 230PS-C	230RS 230RS 230RS	230TS 2004-08	230F 2004-08	180275 180273 180274 2004-05	-	N/R

- accessories
- body
- handlebar & grips
- cables & levers
- exhaust
- engine
- fuel & intake
- electrical & ignition
- clutch
- drive
- bearings
- brakes
- steering & suspension
- tires
- tools & shop

NAMURA DIRT BIKE PISTON AND GASKET SETS CONTINUED

	MODEL	YEARS	PISTON SIZE(MM)	PISTON KIT	RING KIT	TOP END GASKET KIT	FULL SET GASKET KIT	TOP END REPAIR KITS	CLUTCH GASKET	TOP NEEDLE BEARING	
	KAWASAKI CONTINUED										
	KX250F (FORGED) COMPRESSION 13.5:1	06-09	76.95 76.96 76.97	231PS 231PS-B 231PS-C	230RS 230RS 230RS	230TS 2004-08 181257 2009-14	230F 2004-08	231KS 180276 180277 2006-08 181865 181866 181867 2009	-	N/R	
	KX250F COMPRESSION 13.8:1 (NIKASIL CYL)	10-16	76.95 76.96 76.97	181576 181577 181578	181579 181579 181579	181257 2009-14	181258 2009-13	181524 181525 181526 2010-13	-		
	KLX300	97-07	-	-	-	180809	180808	-	-	N/R	
	KLX400 COMPRESSION 11.3:1 (NIKASIL CYL)	03-06*	89.96 89.97 89.98 90.46 90.96 91.46	30002PS 180567 180569 30002P2 30002P4 180127	30002RS 30002RS 30002RS 30002R2 30002R4 180129	30002TS	180335	30002KS 180568 180570 30002K2 30002K4 180128	-	N/R	
	KLX400 - BIG BORE 12.3:1 HI COMPRESSION (NIKASIL CYL)	03-06*	93.96	180119	180125	180126	-	180124	-	N/R	
	KX450F COMPRESSION 12.8:1	06-16	95.95 95.96 95.97	181527 181528 181529	181530	181259 2006-08 181261 2009-14	180026 2006-08 181262 2009-14	181531 181532 181533 2006-08 181534 181535 181536 2009-14	-	N/R	
	KLX450R	08-14				181259	181260				
	KX500	89-04	-	-	-	180279	180278	-	-	181263	
	KTM										
	50SX PRO JR & SR LC USA & EU	01-02	39.46	700PS	181537	180426	180424	180425	-	181264	
	50 MINI / JUNIOR / SENIOR ADVENTURE USA & EU	02	39.47	700PS-B	181537	50SX LC	50SX LC	180422		SIZE	
	50 MINI ADVENTURE GS	02	39.48		181537	2001-08	2001-08	180423		12X15X14.5	
	50SX PRO JR & SR LC, MINI , SENIOR & JUNIOR ADVENTURE	03				180008	181265	50SX LC			
	50SX PRO JR & SR LC, MINI & SENIOR ADVENTURE	04-05				ADV50 A/C	50ADV A/C	2001-08			
	50SX, SX JR, MINI ADV, SENIOR ADVENTURE	06-07				1997-01	1997-01	180430			
	50SX, SX JR, SX MINI LC (NIKASIL CYL)	08				180431 ADV50 A/C 2002-08	180429 ADV50 A/C 2002-08	180427 180428 ADV50 A/C 2002-08			
	50SX	09-16	39.46 39.47 39.48	181266 181267 181268	181537 181537 181537	180917	181272	181269 181270 181271	-	181264 12X15X14.5	
	60SX (NIKASIL CYL)	98-00	43.46 43.47 43.48	702PS 702PS-B 702PS-C	702RS 702RS 702RS	180433	180432	181868 181869 181870	-	180679 SIZE 12X14.75X16.3	
	65SX	98-08	44.96	702P6	702R6	180433	180432	180913	-	180679	
	65 XC (NIKASIL CYL)	08	44.97 44.98	702P6-B 702P6-C	702R6 702R6			180911 180912		SIZE 12X14.75X16.3	
	65SX/XC	09-16	44.96 44.97 44.98	181273 181274 181275	702R6 702R6 702R6	180454	181279	181276 181277 181278	-	180679 SIZE 12X14.75X16.3	

NAMURA DIRT BIKE PISTON AND GASKET SETS CONTINUED

MODEL	YEARS	PISTON SIZE(MM)	PISTON KIT	RING KIT	TOP END GASKET KIT	FULL SET GASKET KIT	TOP END REPAIR KITS	CLUTCH GASKET	TOP NEEDLE BEARING
KTM CONTINUED									
85SX/XC (NIKASIL CYL)	03-14	46.95	704PS	180RS	180435	180434	180916	-	180611
		46.96	704PS-B	180RS	2003-12	2003-12	180914		SIZE
		46.97	704PS-C	180RS	181513	181514	180915		14X18X15.8
					2013-14	2013-14	2003-12	180611	SIZE
							181538		14X18X15.8
							181539		
							181540		
							2013-14		
							85SX		
105SX	04-14	51.93	181280	181283	181287	181288	181284	-	180611
105XC	08-09	51.94	181281	181283	2003-14 105SX, XC	2003-14 105SX, XC	181285		SIZE
									14X18X15.8
		51.95	181282	181283			181286		
125SX/EXC (NIKASIL CYL)	94-00	54.19	726PS	200R1	180436	180918	180923	-	NB9514
		54.20	726PS-B	200R1	1991-97	1991-97	180919		SIZE
		54.21	726PS-C	200R1	180437	--	180921		15X19X19.5
					1998-01	1998-01	1994-97		
							180924		
							180920		
							180922		
							1998-00		
125SX	01-14	53.94	729PS	729RS	180437	181289	180932	-	NB9514
125EXC (DUAL RING) (NIKASIL CYL)	01-14	53.95	729PS-B	729RS	1998-01	1998-01	180926		SIZE
		53.96	729PS-C	729RS	180438	180925	180929		15X19X19.5
					2002-06	2002-06	2001		
					180962	180937	180933		
					2007-14	2007-14	180927		
							180930		
							2002-06		
							180934		
							180928		
							180931		
						2007-14			
*729PS CANNOT USE OEM RINGS AND 729RS RINGS CANNOT BE USED WITH OEM PISTONS									
125SX GP SERIES ONLY (NIKASIL CYL) (SINGLE RING)	01-14	53.95	302PS	200RS	180437	--	181290	-	NB9514
		53.96	302PS-B	200RS	1998-01	1998-01	181291		SIZE
		53.97	302PS-C	200RS	180438	180925	181292		15X19X19.5
					2002-06	2002-06	1998-01		
					180962	180937	181293		
					2007-13	181294			
						181295			
						2002-06			
						181296			
						181297			
						181298			
						2007-13			
302PS CANNOT USE OEM RINGS AND 200RS RINGS CANNOT BE USED WITH OEM PISTONS									
144SX	07-08	55.94	730PS	180681	180962	180937	180938	-	NB9514
150SX	09-14	55.95	730PS-B	180681			180935		SIZE
150XC (DUAL RING)	10-14	55.96	730PS-C	180681			180936		15X19X19.5
200SX	98-14	63.94	181300	181299	180492	181303	181304	-	181541
		63.95	181301	181299	1998-02 SX,EXC	1998-02 SX,EXC	181305		SIZE
		63.96	181302	181299			181306		16X20X19.8
					180009	181316	1998-02		
					2003-05	2003-05	181307		
					200SX,EXC	200SX,EXC			
					2006-14	2006-14	181308		
			200SX,EXC, XC-W	200SX,EXC, XC-W					
		63.94							
		63.95							
		63.96							
							181309		
							2003-14		

- accessories
- body
- handlebar & grips
- cables & levers
- exhaust
- engine**
- fuel & intake
- electrical & ignition
- clutch
- drive
- bearings
- brakes
- steering & suspension
- tires
- tools & shop

NAMURA DIRT BIKE PISTON AND GASKET SETS CONTINUED

MODEL	YEARS	PISTON SIZE(MM)	PISTON KIT	RING KIT	TOP END GASKET KIT	FULL SET GASKET KIT	TOP END REPAIR KITS	CLUTCH GASKET	TOP NEEDLE BEARING
KTM CONTINUED									
200EXC/MXC	98-14	63.94 63.95 63.96 63.94 63.95 63.96	181317 181318 181319	181320 181320 181320	180492 1998-02 SX,EXC 180009 2003-05 200SX,EXC 2006-14 200SX,EXC,XC-W	181303 1998-02 SX,EXC 181316 2003-05 200SX,EXC 2006-14 200SX,EXC,XC-W	181310 181311 181312 1998-02 181313 181314 181315 2003-14	-	181541 SIZE 16X20X19.8 181541 SIZE 16X20X19.8
250SX & SX M 250EXC, EXC, EGS, MX, GS (NIKASIL CYL)	90-94	67.44 67.45 67.46	740PS 740PS-B 740PS-C	740RS 740RS 740RS	180439	180942 1990-02 250SX 1990-03 250EXC	180943 180940 180941	-	180683 SIZE 18X22X19.8
250SX/EXC 250EGS (NIKASIL CYL)	95	67.44 67.45 67.46	-	740RS 740RS 740RS	180439	180942 1990-02 250SX 1990-03 250EXC	-	-	180683 SIZE 18X22X19.8
250SX, EXC, EGS (NIKASIL CYL)	96-99	67.44 67.45 67.46	747PS 747PS-B 747PS-C	740RS 740RS 740RS	180439	180942 1990-02 250SX 1990-03 250EXC	180946 180944 180945	-	180683 SIZE 18X22X19.8
250SX & SXS 250EXC	00-02 00-06	66.34 66.35	750PS 750PS-B	750RS 750RS	180440 2000-02 SX250	180942 1990-02 250SX	181321 181322	-	180683 SIZE
250MXC (NIKASIL CYL)	00-05	66.36	750PS-C	750RS	2000-03 EXC250 2000-05 MXC250	1990-03 250EXC 180947	181323 2000-02 SX250 2000-03 EXC250	-	18X22X19.8
		66.34 66.35 66.36			180441 2003-04 SX 250 2004 EXC 250 180442 2005 EXC250	2003-04 SX 250 2004 EXC 250 180948 2005 EXC250 2005-06 SX250	181324 181325 181326 2004 EXC250	-	180683 SIZE 18X22X19.8
		66.34 66.35			2005-06 SX250 2006 XC, XC-W250	2006 XC, XC-W250	181327 181328	-	180683 SIZE
		66.36					181329 2005 EXC250	-	18X22X19.8
250SX & SXS	03-15	66.34	751PS	750RS	180441	180947	181330	-	180683
250XC, XCW, XCW-E	06-12	66.35	751PS-B	750RS	2003-04 SX250	2003-04 SX250	181331	-	SIZE
250EXC 2T FREERIDE 250R	06-15 14	66.36	751PS-C	750RS	2004 EXC250	2004 EXC250	181332 2003-04 SX250	-	18X22X19.8
(NIKASIL CYL)		66.34 66.35 66.36			180442 2005 EXC250 2005-06 250SX 2006 250XC, XC-W 2006-07 EXC 2T	180948 2005 EXC250 2005-06 SX250 2006 XC, XC-W250	181333 181334 181335 2005-06 SX250 2006 XC, XC-W250	-	180683 SIZE 18X22X19.8
		66.34 66.35			180037 2007 250SX, SXS, XC, XC-W 2008-12 250SX, XC/XC-W 2008-15 EXC 2T	180949 2007 SXS 2007-12 250SX, XC/XC-W 2008-15 EXC 2T	181241 181242 181243	-	180683 SIZE 18X22X19.8
250EXC 4 STROKE (NIKASIL CYL)	01-06	-	-	-	180444	181336	2007 SX, SXS, XC, XC-W250 2008 250SX, XC/ XC-W 2008-15 EXC 2T	-	N/R

NAMURA DIRT BIKE PISTON AND GASKET SETS CONTINUED

MODEL	YEARS	PISTON SIZE(MM)	PISTON KIT	RING KIT	TOP END GASKET KIT	FULL SET GASKET KIT	TOP END REPAIR KITS	CLUTCH GASKET	TOP NEEDLE BEARING
KTM CONTINUED									
250SX-F	05-12	75.96	180950	180954	180443	180953	181244	-	N/R
250XC-F, XCF-W, EXC-F	07-13	75.97 75.98	180951 180952	180954 180954			181245 181246		
(NIKASIL CYL)									
250SX-F	13-14	-	-	-	181517	181518	-	-	-
250 XC-F	13-14								
EXC-F SIX DAYS	14								
300SX, EXC	90-03	-	-		180010	181337	-	-	180683
300XC, XC-W	90-07				1994-03 SX/EXC/ XC	1994-03 SX/EXC/ XC			SIZE
					180011	181338			18X22X19.8
					2004-05 EXC/ MXC300	2004-05 EXC/ MXC300			
					2006-07 XC/ XC-W300	2006-07 XC/ XC-W300			
300EXC	04-16	74.94	181819	181505	180011	181338	181871	-	180683
300XC	08-16	74.95	181820	181505	2004-05 EXC/ MXC300	2004-05 EXC/ MXC300	181872		SIZE
300XC-W	08-16	74-96	181821	181505	2006-07 XC/ XC-W300	2006-07 XC/ XC-W300	181873		18X22X19.8
							2004-05 EXC/ MXC300		
							2006- 07 XC/ XC-W300		
					180013	181339	181825		
					2008-15 XC/ XC-W300	2008-15 XC/ XC-W300	181826		
							181827		
							2008- 15 XC/ XC-W300		
EXC-F 350	12-15	87.96	181822	181831	181542	181543	181874	-	N/R
FREERIDE 350	12-15	87.97	181823		2011-12 350SX-F	2011-12 350SX-F	181875		
SX-F 350	11-15	87.98	181824		2012-13 350 EXC-F 350	2012-13 350EXC-F 350	181876		
XC-F 350	12				2013-14 FRE- ERIDE 350	2013-14 FRE- ERIDE 350			
XCF-W 350	12-14				2013 EXC-F SIX DAYS 350	2013 EXC-F SIX DAYS 350			
					2012 350XC-F	2012 350XC-F			
					2012 350XCF-W	2012 350XCF-W			
XCF-W 350	14-15	-	-	-	181832	181837	-	-	-
EXC-F 350	14-15								
EXC-F SIX DAYS 350	14-15								
XC-F 350	13-15								
360SX, EXC	96-97	-	-	-	180014	181340	-	-	-
380SX, EXC	98-02	-	-	-	180014	181340	-	-	-
400SX,MXC,EXC	00-02	-	-	-	180015	181341	-	-	-
400EXC	04-06					2004-06 400EXC			
400XC-W	07					2007 400XC-W			
450EXC	03-07	-	-	-	180015	181341	-	-	-
450SMS	04								
450MXC	05								
450XC-W	07								
EXC450	08-12	94.94	181343	181342	181506	181544	181507	-	N/R
EXC-R450	08-12	94.95	181344	181342	2009-11 450EXC	2009-11 450EXC, XC-W	181508		
		94.96	181345	181342	2012-13 450XC-W	2009-11 530EXC, EC-W	181509		
					2012-13 500EXC, XC-W		2009-11 450EXC		
					2009-11 530EXC, XC-W				
11.9:1 STD COMPRESSION									

- accessories
- body
- handlebar & grips
- cables & levers
- exhaust
- engine
- fuel & intake
- electrical & ignition
- clutch
- drive
- bearings
- brakes
- steering & suspension
- tires
- tools & shop

NAMURA DIRT BIKE PISTON AND GASKET SETS CONTINUED

MODEL	YEARS	PISTON SIZE(MM)	PISTON KIT	RING KIT	TOP END GASKET KIT	FULL SET GASKET KIT	TOP END REPAIR KITS	CLUTCH GASKET	TOP NEEDLE BEARING
KTM CONTINUED									
450SX, MXC, XC, SMR, SXS	03-07	-	-	-	180016 2003-04 MXC 2003-06 SX 04, 06-07 XC 2005-07 SMR 2005-06 SXS	180939 2003-04 MXC 2003-06 SX 04, 06-07 XC 2005-07 SMR 2005-06 SXS	-	-	N/R
450SX-F, SXS-F	07-12	96.93	180956	180959	180542	180541	181346	-	-
450XC-F	08-09	96.94 96.95	180957 180958	180959 180959			181347 181348		
12.5:1 STD COMPRESSION									
450SX-F	13				181506 2009-11 450EXC	181545 2012-13 450XC-W			
EXC450	12-13								
450XC-W	12-13				2012-13 450XC-W	2012-13 500EXC, XC-W			
500EXC, EX-W	12-13				2012-13 500EXC, XC-W 2009-11 530EXC, XC-W				
SX-F 450	14-16	-	-	-	181877	181878	-	-	-
XC 450F	14-16								
SMR 450	14								
EXC 450	14-16	-	-	-	181879	181880	-	-	-
EXC 450 SIX DAYS	14-16								
EXC 500	14-16								
XC-W 500	14-16								
505XC-F, SX-F, SX	08-09	-	-	-	180544	180543	-	-	-
520SX, MXC, EXC	00-02	-	-	-	180016	180939	-	-	N/R
525SX, MXC, EXC, XC	03-07	-	-	-	180016 2003-07 SX, MXC, EXC 2006-07 XC	180939 2003-07 SX, MXC, EXC 2006-07 XC	-	-	-
EXC-R530	08-12	94.94 94.95 94.96	181349 181350 181351	181342 181342 181342	-	-	-	-	-
11.9:1 STD COMPRESSION									
EXC530	09-11				181506 2009-11 450EXC	181545 2012-13 450XC-W			
XC-W530					2012-13 450XC-W 2012-13 500EXC, XC-W 2012-13 500EXC, XC-W 2009-11 530EXC, XC-W				
RIEJU									
MARATHON 125 PRO/SM	09	-	-	-	181811	181812	-	-	-
SUZUKI									
JR50	78-07	40.96 41.46 41.96	180848 180849 180852	180856 180851 180854	180813	180812	180855 180850 180853	-	180671 SIZE 12X16X15.8
NX-30050 PISTON SERIES DOES NOT HAVE MACHINED SMOOTH DOME									
RM60 (ELECTROFUSION CYL)	03*	42.95 42.96 42.97	260PS 260PS-B 260PS-C	260RS 260RS 260RS	260TS	260F	260KS 260KS-B 260KS-C	-	180671 SIZE 12X16X15.8
RM65 (ELECTROFUSION CYL)	03-07*	44.45 44.46 44.47 44.96 45.46 45.95	265PS 265PS-B 265PS-C 180280 180283 180286	265RS 265RS 265RS 180282 180285 180288	265TS 2003-05	265F 2003-05	265KS 265KS-B 265KS-C 180281 180284 180287 2003-05	-	180672 SIZE 12X16X14.8

NAMURA DIRT BIKE PISTON AND GASKET SETS CONTINUED

MODEL	YEARS	PISTON SIZE(MM)	PISTON KIT	RING KIT	TOP END GASKET KIT	FULL SET GASKET KIT	TOP END REPAIR KITS	CLUTCH GASKET	TOP NEEDLE BEARING
SUZUKI CONTINUED									
RM80	91-01*	47.43 47.44 47.45 47.93 48.43 48.93	380PS 180341 180343 380P2 380P4 180338	180R2 180R2 180R2 380R2 380R4 180340	380TS	380F	380KS 180342 180344 180336 180337 180339	-	180611 SIZE 14X18X15.8
			*STD/-B/-C PISTON USES 180R2 AND WILL NOT WORK ON OEM PISTON, OEM RINGS WILL NOT WORK ON 380PS SERIES						
RM85 (SCEM COMPOSITE CYL)	02-12	47.94 47.95 47.96	385PS 180345 180347 *USES 180291 RINGS	180291 180291 180291	385TS	385F	385KS 180346 180348	-	180611 SIZE 14X18X15.8
RM100	03-04	52.44 52.45 52.46	180252 180253 180254	180675	180003	-	180786 180784 180785	-	180674 SIZE 14X18X17.2
DRZ110	03-05	-	-	-	180788	180787	-	-	-
DR100	83-90	-	-	-	180540	180539	-	-	-
DR125	82-84, 86-88	-	-	-	-	1983-90 DR100	-	-	-
DR125SE	94-96	-	-	-	-	8192-84 DR125 180538 1986-88 DR125 180832 1994-96 DR125SE	-	-	-
DRZ125L RM125 (SCEM COMPOSITE CYL)	03-09 89-00	53.94 53.95 53.96 54.50 55.00 55.50	- 300PS 180298 180300 300P2 300P4 180296	- 200RS 200RS 200RS 100R2 100R4 180199	180783 300TS 1990-03	180782 300F 1992-97 180302 1998-00	- 300KS 180299 180301 300K2 300K4 180297 1990-00	-	- NB9514 SIZE 15X19X19.5
RM125 (SCEM COMPOSITE CYL)	01-03	53.94 53.95 53.96	181547 181548 181549	200RS 200RS 200RS	300TS 1990-03	180831 2001-03	181881 181882 181883 2001-03	-	NB9514 SIZE 15X19X19.5
RM125 (NIKASIL CYL)	04-10	53.95 53.96 53.97	302PS 302PS-B 302PS-C	200RS 200RS 200RS	303TS	303F	302KS 302KS-B 302KS-C	-	NB9514 SIZE 15X19X19.5
			302PS CANNOT USE OEM RINGS AND 200RS RINGS CANNOT BE USED W/OEM PISTONS						
DR200	86-88 96-09	-	-	-	180006	180455	-	-	-
DRZ250	01-07	-	-	-	180032	180031	-	-	-
RM250	84-85	-	-	-	180313	180312	-	-	-

- accessories
- body
- handlebar & grips
- cables & levers
- exhaust
- engine
- fuel & intake
- electrical & ignition
- clutch
- drive
- bearings
- brakes
- steering & suspension
- tires
- tools & shop

NAMURA DIRT BIKE PISTON AND GASKET SETS CONTINUED

MODEL	YEARS	PISTON SIZE(MM)	PISTON KIT	RING KIT	TOP END GASKET KIT	FULL SET GASKET KIT	TOP END REPAIR KITS	CLUTCH GASKET	TOP NEEDLE BEARING
SUZUKI CONTINUED									
RM250 (SCEM COMPOSITE CYL)	89-95	66.94	325PS	325RS	180007	180027	181352	-	NB9503
		66.95	180310	325RS	1989	1989	181353		SIZE
		66.96	180311	325RS	180029	180028	181354		18X23X22
					1990	1990	1989		
		66.94			180030	--	181355		NB9503
		66.95			1991	1991	181356		SIZE
		66.96			180315	180314	181357		18X23X22
					1992-93	1992-93	1990		
		66.94			180322	180321	181358		NB9503
		66.95			1994-95	1994-95	181359		SIZE
		66.96					181360		18X23X22
							1991		
		66.94				181361		NB9503	
		66.95				181362		SIZE	
		66.96				181363		18X23X22	
						1992-93			
		66.94				181364		NB9503	
		66.95				181365		SIZE	
		66.96				181366		18X23X22	
						1994-95			
RM250 (SCEM COMPOSITE CYL)	96-97/99	66.34	326PS	125RS	180324	180323	181367	-	NB9503
		66.35	181551		1996-98	1996-98	1996-97		SIZE
		66.36	181552		180326	180325	181368		18X23X22
					1999-00	1999-00	1999 ONLY		
RM250 (SCEM COMPOSITE CYL)	98/00-02	66.35	324PS	125RS	180324	180323	180307	-	NB9503
		66.36	180303	125RS	1996-98	1996-98	180304		SIZE
		66.37	180833	125RS	180326	180325	180834		18X23X22
					1999-00	1999-00	1998 ONLY		
					180328	180327	180308		NB9503
					2001-02	2001-02	180305		SIZE
							180835		18X23X22
					2000 ONLY				
					180309		NB9503		
					180306		SIZE		
					180836		18X23X22		
						2001-2002			
						ONLY			
RM250 (NIKASIL CYL)	03-10	66.34	327PS	125RS	180329	180330	327KS	-	NB9503
		66.35	180319	125RS	2003-05	2003-08	180840		SIZE
		66.36	180320	125RS	180332		180841		18X23X22
		66.84	180316	125R2	2006-08		180837		
		67.34	180317	125R4			180838		
		67.84	180318	180207			180839		
							2003-05		
							180331		NB9503
					180845		SIZE		
					180846		18X23X22		
					180842				
					180843				
					180844				
					2006-08				
RMX250	89-98	-	-	-	180334	180333	-	-	NB9503
									SIZE
									18X23X22
RMZ-250 (FORGED PISTON)	04-06	76.95	230PS	230RS	230TS	230F	180275	-	N/R
STD 12.6:1 COMPRESSION		76.96	230PS-B	230RS			180273		
(SCEM COMPOSITE CYL)		76.97	230PS-C	230RS			180274		
RM-Z250	07-09	77.00	181374	181380	181381	181383	181371	-	-
		77.01	181375				181372		
		77.02	181376				181373		
STD 13.4:1 COMPRESSION									
RMZ250	10-14	77.00	181377	181380	181382	181384	181553	-	-
		77.01	181378	181380			181369		
		77.02	181379	181380			181370		
STD 13.4:1 COMPRESSION									

NAMURA DIRT BIKE PISTON AND GASKET SETS CONTINUED

MODEL	YEARS	PISTON SIZE(MM)	PISTON KIT	RING KIT	TOP END GASKET KIT	FULL SET GASKET KIT	TOP END REPAIR KITS	CLUTCH GASKET	TOP NEEDLE BEARING
SUZUKI CONTINUED									
DR 350T, X MANUAL	90-99	-	-	-	180453	180033	-	-	-
DR350SE, SET ELECTRIC	94-99	-	-	-	180036	180035	-	-	-
DRZ400 COMPRESSION 11.3:1	00-16	89.96 89.97 89.98 90.46 90.96 91.46	30002PS 180567 180569 30002P2 30002P4 180127	30002RS 30002RS 30002RS 30002R2 30002R4 180129	30002TS	180335	30002KS 180568 180570 30002K2 30002K4 180128	-	N/R
DRZ400-BIG BORE 12.3:1 HI COMPRESSION (NIKASIL CYL)	00-16	93.96	180119	180125	180126	-	180124	-	N/R
RMZ450	05-07	95.46 95.47 95.48	181555 181556 181557	181558 181558 181558	181385	180034	181559 181560 181561	-	N/R
STD 12.0:1 COMPRESSION									
RM-Z450	08-12	95.95	181562	181565	181386	181388	181566	-	N/R
RMX450Z	10-11	95.96 95.97	181563 181564	181565 181565	2008-14	2008-14	181567 181568 2008-12	-	N/R
12.5:1 COMPRESSION DR650SE	96-13	-	-	-	181387	180493	-	-	N/R
YAMAHA									
PW50 COMPRESSION 6.0:1	81-14	39.96 40.21 40.46 40.71 40.96 41.21 41.46	405PS 180362 405P2 180364 405P4 180366 180368	405RS 180363 405P2 180365 405R4 180367 180369	180405	180404	180685 180686 180687 180688 180689 180690 180691	-	180684 SIZE 10X14X12.5
PW80 BW80	83-06* 86-88 90	46.97 47.47 47.97 48.47	408PS 180374 180377 180380	408RS 180376 180379 180382	180385	180383	180384 180375 180378 180381	-	180679 SIZE 12X14.75X16.3
COMPRESSION 6.6:1 YZ80	88-92	-	-	-	180416	180415	-	-	180728 SIZE 12X17X14.2
YZ80 COMPRESSION 8.2:1 (CERAMIC COMPOSITE CYL)	93-01*	46.95 46.96 46.97 47.44 47.45 47.46 47.95 48.45	480PS 180411 180413 480P2 180406 180407 480P4 180409	180RS 180RS 180RS 180R2 180R2 180R2 180R4 180236	480TS	480F	480KS 180412 180414 480K2 181884 181885 180408 180410	-	180611 SIZE 14X18X15.8
YZ85 COMPRESSION 8.2:1 (CERAMIC COMPOSITE CYL)	02-16	47.44 47.45 47.46 47.95 48.45	480P2 180406 180407 480P4 180409	180R2 180R2 180R2 180R4 180236	485TS	485F	180421 180419 180420 180417 180418	-	180611 SIZE 14X18X15.8
TTR90, ET	00-07	-	-	-	180909	180908	-	-	N/R
WR125R	09-11	-	-	-	181811	181812	-	-	-
WR125X	09-11	-	-	-	-	-	-	-	-
RD/DT/DTMX 125LC	75-92	55.95 56.20 56.45 56.70 56.95 57.45 57.95	180861 180862 180864 180866 180868 180870 180872	180874 180863 180865 180867 180869 180871 180873	--	--	-	-	180682 SIZE 16X20X19.5
NX-40010 SERIES DOES NOT HAVE MACHINED SMOOTH DOME									
DTR/DTX/DTRE 125R	91-06	55.98 56.23 56.48 56.73 56.95 57.48 57.98	180875 180876 180878 180880 180882 180884 180886	180888 180877 180879 180881 180883 180885 180887	--	--	-	-	-
NX-40011 SERIES DOES NOT HAVE MACHINED SMOOTH DOME									

- accessories
- body
- handlebar & grips
- cables & levers
- exhaust
- engine
- fuel & intake
- electrical & ignition
- clutch
- drive
- bearings
- brakes
- steering & suspension
- tires
- tools & shop

NAMURA DIRT BIKE PISTON AND GASKET SETS CONTINUED

MODEL	YEARS	PISTON SIZE(MM)	PISTON KIT	RING KIT	TOP END GASKET KIT	FULL SET GASKET KIT	TOP END REPAIR KITS	CLUTCH GASKET	TOP NEEDLE BEARING
YAMAHA CONTINUED									
YZ125	86-88	N/A	-	-	180356 1986-88	180355 1986-88	N/A	-	N/A
YZ125	89	N/A	-	-	180357 1989	180358 1989-91	N/A	-	N/A
YZ125	90-91	N/A	-	-	180359 1990-91	180360 1992-93	N/A	-	N/A
YZ125	92-93	N/A	-	-	180361 1992-93	180370 1994-97	N/A	-	N/A
YZ125	94-96	N/A	-	-	180371 1994-97		N/A	-	N/A
YZ125 COMPRESSION 8.9:1 (CERAMIC COMPOSITE CYL)	97-01	53.94 53.95 53.96	103PS 180203 180204	200RS 200RS 200RS	400TS 1998-01	180349	180350 180857 180859 1998-00 180693 180858 180860 2001	-	180692 SIZE 15X20X17.8 1998-00 180614 SIZE 15X19X16.7 2001
YZ125 COMPRESSION 10.8:1 (CERAMIC COMPOSITE CYL)	02-04	53.94 53.95 53.96	401PS 180351 180353	200RS 200RS 200RS	180373	180372	401KS 180352 180354	-	180614 SIZE 15X19X16.7
YZ125 COMPRESSION 10.7:1 (CERAMIC COMPOSITE CYL)	05-14	53.95 53.96 53.97	409PS 409PS-B 409PS-C	200RS 200RS 200RS	409TS	409F	409KS 409KS-B 409KS-C	-	180614 SIZE 15X19X16.7
TT-R125 XT125X/R	05-13 05-08				181569	181570			
TW200	87-11	67.00	-	-	181389	181391	-	-	-
XT225	93-07	-	-	-	181390	181392	-	-	-
TTR225	99-04								
TTR230	05-12								
TT-R250	99-06	-	-	-	181886	181887	-	-	-
YZ250	86-87	-	-	-	180394 1986-87	180393 1986-87	-	-	-
YZ250	88-89	-	-	-	180396 1988-89	180395 1988-89	-	-	-
YZ250 WR250 COMPRESSION 10.6:1 (CERAMIC COMPOSITE CYL)	92-98 92-98*	67.94 67.95 67.96	426PS 180391 180392	426RS 426RS 426RS	426TS 1990-94 429TS 1995-98	426F 1990-94 429F 1995-98	180897 180893 180895 1992-94 180898 180894 180896 1995-98	-	NB9503 SIZE 18X23X22
YZ250 COMPRESSION 10.9:1 (CERAMIC COMPOSITE CYL)	99-16	66.35 66.36 66.37 66.85 67.35 67.85	425PS 180389 180390 180386 180387 180388	125RS 125RS 125RS 125R2 125R4 180207	425TS 1999-01 431TS 2002-14	425F 1999-00 431F 2002-14	180694 180695 180696 180697 180698 180699 1999-01 180700 180701 180702 180703 180704 180705 2002-14	-	NB9505 SIZE 18X22X22

NAMURA DIRT BIKE PISTON AND GASKET SETS CONTINUED

MODEL	YEARS	PISTON SIZE(MM)	PISTON KIT	RING KIT	TOP END GASKET KIT	FULL SET GASKET KIT	TOP END REPAIR KITS	CLUTCH GASKET	TOP NEEDLE BEARING
YAMAHA CONTINUED									
YZ250F WR250F	01-04 01-04	77.00	-	-	180398	180397 2001-13 YZ250F 2001-02 WR250F 180520 03-13 WR250F	-	-	N/R
YZ250F WR250F	05-13 05-13	76.94 76.95 76.96	181393 181394 181395	230RS	180398	180397 2001-13 YZ250F 180520 2003-13 WR250F	181396 181397 181398	-	N/R
13.5:1 COMPRESSION YZ250F WR250F	14-16 15	-	-	-	181888 2014 YZ250F	181889	-	-	-
YZ250F/WR250F - BIG BORE BW 350T (BIG WHEEL)	01-13 87-88	83.00 83.00	- 40005PS 40005P2 40005P4 40005P6	- 40005RS 40005R2 40005R4 180170	181408 -	- -	- -	- -	N/R N/R
YZ400F & WR400F WR400F	98-99 00	- -	- -	- -	180400 180402 2000	180399 180401 2000	- -	- -	N/R N/R
YZ426F	00-02	-	-	-	180402 2000-02	180401 2000-02	-	-	N/R
WR426F	01-02	-	-	-	180402 2001-02	180401 2001-02	-	-	N/R
YZ450F WR450F	03-09 03-14	94.96 94.97 94.98	180899 180900 180901	40009RS 40009RS 40009RS	40009TS 2003-05 YZ450F (MX) 2004-13 YFZ450 (ATV) 180965	180403 2003-05 YZ 2003-06 WR 180905	181399 181400 181401 2004-09 , 2013 YFZ450 181402 181403 181404 2006-09 YZ 2007-14 WR	181209	N/R
12.5:1 COMPRESSION YZ450F	10-13	96.95 96.96 96.97	180902 180903 180904	180906 180906 180906	180966	180907	181405 181406 181407	-	N/A
12.5:1 COMPRESSION YZ450F	14-16	-	-	-	181890	181891	-	-	-
XTZ600 XT-600E TT600 TT600R	84-04	95.00 95.50 96.00	40007PS 40007P2 40007P4	40007RS 40007R2 40007R4	40007TS 1984-96	40007F 1984-96	40007KS 40007K2 180173 1984-96	-	N/R
XTZ660 TENERE	91-98	99.97 100.47 100.97 101.47	40004PS 40004P2 40004P4 180579	40004RS 40004R2 40004R4 180167	-	-	-	-	N/R

NOTES:

1. UNLESS NOTED OTHERWISE, ALL NAMURA PISTONS ARE: MOLYBDENUM/TEFLON COATED AND HAVE A MACHINED SMOOTH, ANODIZED DOME.
2. PISTON KITS - COMES WITH PISTON, RINGS, PIN AND CLIPS
3. TOP END REPAIR KITS - COMES WITH PISTON (S), RINGS, TOP END GASKET KIT, PIN(S), CLIPS AND BEARINGS (IF NEEDED)

- accessories
- body
- handlebar & grips
- cables & levers
- exhaust
- engine**
- fuel & intake
- electrical & ignition
- clutch
- drive
- bearings
- brakes
- steering & suspension
- tires
- tools & shop

NAMURA DIRT BIKE PISTON AND GASKET SETS PRICING

accessories	180002	36.95	J	180225	56.95	J	180297	101.95	J	180368	60.95	J	180439	28.95	J	180650	106.95	J
body	180003	29.95	J	180226	93.95	J	180298	73.95	J	180369	11.95	J	180440	34.95	J	180651	106.95	J
	180005	41.95	J	180227	55.95	J	180299	101.95	J	180370	42.95	J	180441	28.95	J	180652	106.95	J
handlebar & grips	180006	23.95	J	180228	101.95	J	180300	73.95	J	180371	15.95	J	180442	29.95	J	180653	106.95	J
	180007	18.95	J	180229	57.95	J	180301	101.95	J	180372	41.95	J	180443	64.95	J	180654	111.95	J
cables & levers	180008	9.95	J	180230	58.95	J	180302	46.95	J	180373	19.95	J	180444	50.95	J	180655	111.95	J
	180009	22.95	J	180231	30.95	J	180303	79.95	J	180374	55.95	J	180447	16.95	J	180656	111.95	J
exhaust	180010	22.95	J	180232	71.95	J	180304	101.95	J	180375	71.95	J	180448	14.95	J	180657	111.95	J
	180011	21.95	J	180233	71.95	J	180305	105.95	J	180376	10.95	J	180449	27.95	J	180658	111.95	J
engine	180013	22.95	J	180234	71.95	J	180306	105.95	J	180377	55.95	J	180450	32.95	J	180659	111.95	J
	180014	21.95	J	180235	89.95	J	180307	101.95	J	180378	71.95	J	180451	29.95	J	180660	117.95	J
fuel & intake	180015	45.95	J	180236	6.95	J	180308	105.95	J	180379	10.95	J	180452	37.95	J	180661	117.95	J
	180016	46.95	J	180237	71.95	J	180309	105.95	J	180380	55.95	J	180453	38.95	J	180662	117.95	J
electrical & ignition	180019	63.95	J	180238	89.95	J	180310	95.95	J	180381	71.95	J	180454	15.95	J	180663	117.95	J
	180020	29.95	J	180239	71.95	J	180311	95.95	J	180382	10.95	J	180455	50.95	J	180664	117.95	J
clutch	180021	50.95	J	180240	89.95	J	180312	33.95	J	180383	21.95	J	180492	30.95	J	180665	117.95	J
	180022	98.95	J	180241	97.95	J	180313	12.95	J	180384	71.95	J	180493	68.95	J	180666	118.95	J
drive	180023	59.95	J	180242	97.95	J	180314	52.95	J	180385	10.95	J	180518	54.95	J	180667	118.95	J
	180024	60.95	J	180243	97.95	J	180315	14.95	J	180386	88.95	J	180519	67.95	J	180668	117.95	J
bearings	180026	108.95	J	180244	97.95	J	180316	89.95	J	180387	88.95	J	180520	63.95	J	180669	117.95	J
	180027	53.95	J	180245	97.95	J	180317	89.95	J	180388	88.95	J	180538	26.95	J	180671	6.95	J
brakes	180028	55.95	J	180246	48.95	J	180318	89.95	J	180389	88.95	J	180539	29.95	J	180672	7.95	J
	180029	18.95	J	180247	26.95	J	180319	89.95	J	180390	88.95	J	180540	17.95	J	180673	35.95	J
steering & suspension	180030	25.95	J	180248	49.95	J	180320	89.95	J	180391	93.95	J	180541	79.95	J	180674	7.95	J
	180031	57.95	J	180249	29.95	J	180321	52.95	J	180392	93.95	J	180542	62.95	J	180675	12.95	J
tires	180032	37.95	J	180250	51.95	J	180322	21.95	J	180393	45.95	J	180543	86.95	J	180677	110.95	J
	180033	59.95	J	180251	27.95	J	180323	59.95	J	180394	16.95	J	180544	60.95	J	180678	8.95	J
tools & shop	180034	110.95	J	180252	77.95	J	180324	14.95	J	180395	45.95	J	180567	131.95	J	180679	6.95	J
	180035	62.95	J	180253	77.95	J	180325	49.95	J	180396	16.95	J	180568	174.95	J	180681	13.95	J
body	180036	35.95	J	180254	77.95	J	180326	18.95	J	180397	61.95	J	180569	131.95	J	180682	7.95	J
	180037	22.95	J	180255	86.95	J	180327	62.95	J	180398	41.95	J	180570	174.95	J	180683	7.95	J
handlebar & grips	180054	155.95	J	180256	124.95	J	180328	18.95	J	180399	76.95	J	180579	120.95	J	180684	3.95	J
	180055	21.95	J	180257	14.95	J	180329	31.95	J	180400	50.95	J	180610	46.95	J	180685	66.95	J
cables & levers	180057	165.95	J	180258	86.95	J	180330	51.95	J	180401	80.95	J	180611	6.95	J	180686	66.95	J
	180115	111.95	J	180259	124.95	J	180331	125.95	J	180402	52.95	J	180612	21.95	J	180687	66.95	J
exhaust	180117	22.95	J	180260	14.95	J	180332	28.95	J	180403	78.95	J	180613	48.95	J	180688	66.95	J
	180119	133.95	J	180261	86.95	J	180333	56.95	J	180404	10.95	J	180614	6.95	J	180689	66.95	J
fuel & intake	180124	210.95	J	180262	124.95	J	180334	26.95	J	180405	4.95	J	180615	34.95	J	180690	66.95	J
	180125	24.95	J	180263	14.95	J	180335	98.95	J	180406	69.95	J	180616	56.95	J	180691	66.95	J
electrical & ignition	180126	78.95	J	180264	86.95	J	180336	93.95	J	180407	69.95	J	180617	28.95	J	180692	7.95	J
	180127	131.95	J	180265	124.95	J	180337	93.95	J	180408	88.95	J	180618	64.95	J	180693	94.95	J
clutch	180128	174.95	J	180266	86.95	J	180338	74.95	J	180409	69.95	J	180619	23.95	J	180694	111.95	J
	180129	24.95	J	180267	124.95	J	180339	93.95	J	180410	88.95	J	180620	31.95	J	180695	111.95	J
drive	180167	26.95	J	180268	89.95	J	180340	9.95	J	180411	69.95	J	180621	35.95	J	180696	111.95	J
	180170	22.95	J	180269	89.95	J	180341	74.95	J	180412	88.95	J	180622	52.95	J	180697	111.95	J
bearings	180173	180.95	J	180270	89.95	J	180342	93.95	J	180413	69.95	J	180623	31.95	J	180698	111.95	J
	180198	74.95	J	180271	14.95	J	180343	74.95	J	180414	88.95	J	180624	97.95	J	180699	111.95	J
brakes	180199	10.95	J	180273	233.95	J	180344	93.95	J	180415	30.95	J	180625	97.95	J	180700	119.95	J
	180200	74.95	J	180274	233.95	J	180345	72.95	J	180416	9.95	J	180626	97.95	J	180701	119.95	J
steering & suspension	180201	74.95	J	180275	233.95	J	180346	96.95	J	180417	88.95	J	180627	97.95	J	180702	119.95	J
	180203	66.95	J	180276	233.95	J	180347	72.95	J	180418	88.95	J	180628	97.95	J	180703	119.95	J
tires	180204	66.95	J	180277	233.95	J	180348	96.95	J	180419	88.95	J	180629	97.95	J	180704	119.95	J
	180205	88.95	J	180278	43.95	J	180349	40.95	J	180420	88.95	J	180631	101.95	J	180705	119.95	J
tools & shop	180206	118.95	J	180279	32.95	J	180350	95.95	J	180421	88.95	J	180632	101.95	J	180728	6.95	L
	180207	13.95	J	180280	56.95	J	180351	76.95	J	180422	70.95	J	180633	101.95	J	180730	101.95	L
body	180208	88.95	J	180281	81.95	J	180352	101.95	J	180423	70.95	J	180634	101.95	J	180731	44.95	L
	180209	118.95	J	180282	9.95	J	180353	76.95	J	180424	19.95	J	180635	101.95	J	180732	44.95	L
handlebar & grips	180210	88.95	J	180283	56.95	J	180354	101.95	J	180425	70.95	J	180636	100.95	J	180733	44.95	L
	180211	118.95	J	180284	81.95	J	180355	37.95	J	180426	11.95	J	180637	100.95	J	180734	42.95	L
cables & levers	180212	87.95	J	180285	9.95	J	180356	11.95	J	180427	68.95	J	180638	100.95	J	180735	5.95	L
	180213	14.95	J	180286	56.95	J	180357	11.95	J	180428	68.95	J	180639	100.95	J	180736	15.95	L
exhaust	180214	87.95	J	180287	81.95	J	180358	37.95	J	180429	15.95	J	180640	100.95	J	180737	98.95	L
	180215	87.95	J	180288	9.95	J	180359	11.95	J	180430	68.95	J	180641	100.95	J	180738	64.95	L
fuel & intake	180216	88.95	J	180289	79.95	J	180360	39.95	J	180431	8.95	J	180642	114.95	J	180739	153.95	L
	180217	127.95	J	180290	79.95	J	180361	16.95	J	180432	42.95	J	180643	114.95	J	180740	153.95	L
electrical & ignition	180218	88.95	J	180291	9.95	J	180362	60.95	J	180433	15.95	J	180644	114.95	J	180741	153.95	L
	180219	127.95	J	180292	27.95	J	180363	11.95	J	180434	51.95	J	180645	114.95	J	180742	18.95	L
clutch	180220	77.95	J	180293	11.95	J	180364	60.95	J	180435	24.95	J	180646	114.95	J	180743	152.95	L
	180221	77.95	J	180294	103.95	J	180365	11.95	J	180436	19.95	J	180647	114.95	J	180744	152.95	L
drive	180223	11.95	J	180295	103.95	J	180366	60.95	J	180437	26.95	J	180648	106.95	J	180745	152.95	L
	180224	102.95	J	180296	73.95	J	180367	11.95	J	180438	27.95	J	180649	106.95	J	180746	18.95	L

NAMURA DIRT BIKE PISTON AND GASKET SETS PRICING

180747	169.95	L	180837	128.95	L	180913	75.95	L	181228	215.95	J	181303	65.95	J	181374	138.95	J
180748	169.95	L	180838	128.95	L	180914	89.95	L	181229	215.95	J	181304	122.95	J	181375	138.95	J
180749	169.95	L	180839	128.95	L	180915	89.95	L	181230	215.95	J	181305	122.95	J	181376	138.95	J
180750	20.95	L	180840	128.95	L	180916	89.95	L	181231	70.95	J	181306	122.95	J	181377	138.95	J
180751	166.95	L	180841	128.95	L	180917	14.95	L	181232	222.95	J	181307	114.95	J	181378	138.95	J
180752	166.95	L	180842	125.95	L	180918	56.95	L	181233	222.95	J	181308	114.95	J	181379	138.95	J
180753	166.95	L	180843	125.95	L	180919	104.95	L	181234	222.95	J	181309	114.95	J	181380	17.95	J
180754	111.95	L	180844	125.95	L	180920	111.95	L	181235	224.95	J	181310	134.95	J	181381	48.95	J
180755	105.95	L	180845	125.95	L	180921	104.95	L	181236	224.95	J	181311	134.95	J	181382	50.95	J
180768	72.95	L	180846	125.95	L	180922	111.95	L	181237	224.95	J	181312	134.95	J	181383	88.95	J
180769	110.95	L	180847	26.95	L	180923	104.95	L	181238	234.95	J	181313	126.95	J	181384	97.95	J
180770	72.95	L	180848	39.95	L	180924	111.95	L	181239	234.95	J	181314	126.95	J	181385	58.95	J
180771	110.95	L	180849	39.95	L	180925	53.95	L	181240	234.95	J	181315	126.95	J	181386	68.95	J
180772	75.95	L	180850	52.95	L	180926	113.95	L	181241	119.95	J	181316	46.95	J	181387	37.95	J
180773	113.95	L	180851	8.95	L	180927	113.95	L	181242	119.95	J	181317	98.95	J	181388	126.95	J
180774	75.95	L	180852	39.95	L	180928	118.95	L	181243	119.95	J	181318	98.95	J	181389	32.95	J
180775	113.95	L	180853	52.95	L	180929	113.95	L	181244	228.95	J	181319	98.95	J	181390	33.95	J
180776	44.95	L	180854	8.95	L	180930	113.95	L	181245	228.95	J	181320	21.95	J	181391	56.95	J
180777	44.95	L	180855	52.95	L	180931	118.95	L	181246	228.95	J	181321	122.95	J	181392	62.95	J
180778	44.95	L	180856	8.95	L	180932	113.95	L	181247	100.95	J	181322	122.95	J	181393	169.95	J
180779	42.95	L	180857	95.95	L	180933	113.95	L	181248	100.95	J	181323	122.95	J	181394	169.95	J
180780	5.95	L	180858	94.95	L	180934	118.95	L	181249	100.95	J	181324	116.95	J	181395	169.95	J
180781	27.95	L	180859	95.95	L	180935	124.95	L	181250	29.95	J	181325	116.95	J	181396	209.95	J
180782	50.95	L	180860	94.95	L	180936	124.95	L	181255	66.95	J	181326	116.95	J	181397	209.95	J
180783	26.95	L	180861	44.95	L	180937	65.95	L	181256	66.95	J	181327	117.95	J	181398	209.95	J
180784	113.95	L	180862	44.95	J	180938	124.95	L	181257	66.95	J	181328	117.95	J	181399	225.95	J
180785	113.95	L	180863	9.95	L	180939	95.95	L	181258	99.95	J	181329	117.95	J	181400	225.95	J
180786	113.95	L	180864	44.95	L	180940	119.95	L	181259	69.95	J	181330	125.95	J	181401	225.95	J
180787	46.95	L	180865	9.95	L	180941	119.95	L	181260	101.95	J	181331	125.95	J	181402	214.95	J
180788	27.95	L	180866	44.95	L	180942	59.95	L	181261	70.95	J	181332	125.95	J	181403	214.95	J
180790	136.95	L	180867	9.95	L	180943	119.95	L	181262	117.95	J	181333	126.95	J	181404	214.95	J
180791	136.95	L	180868	44.95	L	180944	118.95	L	181263	5.95	J	181334	126.95	J	181405	231.95	J
180792	136.95	L	180869	9.95	L	180945	118.95	L	181264	3.95	J	181335	126.95	J	181406	231.95	J
180793	136.95	L	180870	44.95	L	180946	118.95	L	181265	13.95	J	181336	93.95	J	181407	231.95	J
180794	136.95	L	180871	9.95	L	180947	46.95	L	181266	59.95	J	181337	53.95	J	181408	81.95	J
180795	136.95	L	180872	44.95	L	180948	57.95	L	181267	59.95	J	181338	52.95	J	181503	82.95	J
180796	125.95	L	180873	9.95	L	180949	51.95	L	181268	59.95	J	181339	55.95	J	181504	115.95	J
180797	125.95	L	180874	9.95	L	180950	165.95	L	181269	76.95	J	181340	52.95	J	181505	21.95	J
180798	125.95	L	180875	44.95	L	180951	165.95	L	181270	76.95	J	181341	95.95	J	181506	64.95	J
180800	141.95	L	180876	44.95	L	180952	165.95	L	181271	76.95	J	181342	18.95	J	181507	235.95	J
180801	141.95	L	180877	9.95	L	180953	106.95	L	181272	45.95	J	181343	173.95	J	181508	235.95	J
180802	141.95	L	180878	44.95	L	180954	18.95	L	181273	60.95	J	181344	173.95	J	181509	235.95	J
180803	72.95	L	180879	9.95	L	180956	186.95	L	181274	60.95	J	181345	173.95	J	181510	87.95	J
180804	141.95	L	180880	44.95	L	180957	186.95	L	181275	60.95	J	181346	246.95	J	181511	87.95	J
180805	32.95	L	180881	9.95	L	180958	186.95	L	181276	81.95	J	181347	246.95	J	181512	87.95	J
180806	66.95	L	180882	44.95	L	180959	18.95	L	181277	81.95	J	181348	246.95	J	181513	21.95	J
180807	33.95	L	180883	9.95	L	180962	31.95	L	181278	81.95	J	181349	176.95	J	181514	47.95	J
180808	65.95	L	180884	44.95	L	180964	69.95	L	181279	53.95	J	181350	176.95	J	181515	44.95	J
180809	32.95	L	180885	9.95	L	180965	42.95	L	181280	79.95	J	181351	176.95	J	181516	96.95	J
180812	22.95	L	180886	44.95	L	180966	60.95	L	181281	79.95	J	181352	120.95	J	181517	100.95	J
180813	7.95	L	180887	9.95	L	181092	11.95	J	181282	79.95	J	181353	120.95	J	181518	194.95	J
180817	108.95	L	180888	9.95	L	181094	73.95	J	181283	9.95	J	181354	120.95	J	181519	35.95	J
180818	96.95	L	180893	121.95	L	181209	8.95	J	181284	107.95	J	181355	121.95	J	181520	48.95	J
180819	104.95	L	180894	117.95	L	181210	11.95	J	181285	107.95	J	181356	121.95	J	181521	96.95	J
180820	108.95	L	180895	121.95	L	181211	11.95	J	181286	107.95	J	181357	121.95	J	181524	204.95	J
180821	96.95	L	180896	117.95	L	181212	11.95	J	181287	23.95	J	181358	128.95	J	181525	204.95	J
180822	104.95	L	180897	121.95	L	181213	11.95	J	181288	46.95	J	181359	128.95	J	181526	204.95	J
180823	108.95	L	180898	117.95	L	181214	45.95	J	181289	57.95	J	181360	128.95	J	181527	168.95	J
180824	96.95	L	180899	174.95	L	181215	45.95	J	181290	99.95	J	181361	116.95	J	181528	168.95	J
180825	104.95	L	180900	174.95	L	181216	45.95	J	181291	99.95	J	181362	116.95	J	181529	168.95	J
180826	108.95	L	180901	174.95	L	181217	45.95	J	181292	99.95	J	181363	116.95	J	181530	20.95	J
180827	96.95	L	180902	173.95	L	181218	59.95	J	181293	100.95	J	181364	123.95	J	181531	235.95	J
180828	104.95	L	180903	173.95	L	181219	59.95	J	181294	100.95	J	181365	123.95	J	181532	235.95	J
180829	108.95	L	180904	173.95	L	181220	59.95	J	181295	100.95	J	181366	123.95	J	181533	235.95	J
180830	96.95	L	180905	70.95	L	181221	59.95	J	181296	104.95	J	181367	120.95	J	181534	236.95	J
180831	46.95	L	180906	29.95	L	181222	40.95	J	181297	104.95	J	181368	124.95	J	181535	236.95	J
180832	28.95	L	180907	101.95	L	181223	72.95	J	181298	104.95	J	181369	186.95	J	181536	236.95	J
180833	80.95	L	180908	31.95	L	181224	76.95	J	181299	10.95	J	181370	186.95	J	181537	5.95	J
180834	101.95	L	180909	19.95	L	181225	207.95	J	181300	85.95	J	181371	184.95	J	181538	86.95	J
180835	105.95	L	180911	75.95	L	181226	207.95	J	181301	85.95	J	181372	184.95	J	181539	86.95	J
180836	105.95	L	180912	75.95	L	181227	207.95	J	181302	85.95	J	181373	184.95	J	181540	86.95	J

- accessories
- body
- handlebar & grips
- cables & levers
- exhaust
- engine
- fuel & intake
- electrical & ignition
- clutch
- drive
- bearings
- brakes
- steering & suspension
- tires
- tools & shop



Piston Kits

PROX pistons are precision machined on the latest, state of the art CNC equipment. The same low-expansion, low-friction piston alloy is used as is used for all major Japanese engine manufacturers. PROX Piston Kits are a first class solution to replace the original piston in your Motorcycle, Scooter, Moped, ATV, Personal Watercraft, etc. PROX Piston Kits for sleeved cylinders are available in standard size and a wide range of oversizes. The availability of oversizes up to 2mm significantly helps to increase the lifespan of a cylinder by offering more re-boring possibilities. PROX pistons for plated cylinders come in standard size, as well as in A, B, C, D+ oversizes. Take advantage of the additional oversizes to extend the lifespan of plated cylinders. All PROX Piston Kits are supplied complete with Piston Rings, Wrist Pin and Circlips, ready to install!

Connecting Rods

PROX Connecting Rod Kits are made out of the toughest alloys available today. O.E. specifications and tolerances are meticulously maintained, a guarantee for easy installation and trouble free performance. PROX Connecting Rod Kits come complete with Crankpin, Big-End Bearing, Small End Bearing and Washers.

Gasket Kits

Precision engineering and the use of first class materials guarantee that they meet or exceed O.E. standards.

DIRT BIKE	PISTON KIT	SIZE	PISTON PARTS	CONNECTING ROD PARTS	GASKETS	VALVE TRAIN PARTS I	VALVE TRAIN PARTS II	CRANKSHAFT PARTS
DIRT BIKE BETA								
RR 50 ENDURO 2005-2015 2-Stroke	PISTON KIT 108279 108280 108281 108282	SIZE 40.30 40.50 40.75 41.00	RING SET 109577 109578 109579 109580 PIN 106131 (‘05-15) CLIPS 110318 (‘05-15)	S/E BEARING 106823 (‘05-15)				BEARING 110751 (‘05-15) 2x
RR 250 ENDURO 2T 2013-2015 2-Stroke Please Note: Nikasil Piston Size -Forged Piston	PISTON KIT 109408 109409 109410 109411	SIZE 66.34 66.35 66.36 66.37	RING SET 113465 113465 113465 113465 PIN 106156 (‘13-16) CLIPS 106177 (‘13-16)	CON. ROD KIT 112693 (‘13-16) S/E BEARING 106822 (‘13-16) B/E BEARING 110675 (‘13-16) CRANKPIN 106209 (‘13-16)				CRANKBEARING & SEAL KIT BEARING OILSEAL SET 108014 (‘13-16)
RR 250 ENDURO 2005-2007 4-Stroke Please Note: Nikasil Piston Size Replating or Cylinder Sleeving Required for Over- sized -Forged Piston	PISTON KIT 109383 & 109380	SIZE 74.97 77.00	RING SET 105941 110244 PIN 106162 (‘05-07) CLIPS 106186 (‘05-07)	CON. ROD KIT 106122 (‘05-07) B/E BEARING 110688 (‘05-07) CRANKPIN 110349 (‘05-07)				CRANKBEARING & SEAL KIT 114536 (‘05-07) BEARING

- accessories
- body
- handlebar & grips
- cables & levers
- exhaust
- engine**
- fuel & intake
- electrical & ignition
- clutch
- drive
- bearings
- brakes
- steering & suspension
- tires
- tools & shop

ENGINE



PISTONS, CONNECTING RODS, SEALS

- accessories
- body
- handlebar & grips
- cables & levers
- exhaust
- engine
- fuel & intake
- electrical & ignition
- clutch
- drive
- bearings
- brakes
- steering & suspension
- tires
- tools & shop

DIRT BIKE	PISTON KIT	SIZE	PISTON PARTS	CONNECTING ROD PARTS	GASKETS	VALVE TRAIN PARTS I	VALVE TRAIN PARTS II	CRANKSHAFT PARTS
BETA CONTINUED								
RR 300 ENDURO 2T 2013-2016 2-Stroke Please Note: Nikasil Piston Size	PISTON KIT 112615 112616 112617	SIZE 71.94 71.95 71.96	RING SET 105947 105947 105947	CON. ROD KIT 112693 (*13-16)				CRANKBEARING & SEAL KIT
-Forged Piston			CLIPS 106177 (*13-16)	S/E BEARING 106822 (*13-16)				BEARING
				B/E BEARING 110675 (*13-16)				OILSEAL SET 108014 (*13-16)
				CRANKPIN 106209 (*13-16)				
XTRAINER 300 2015-2016 2-Stroke Please Note: Nikasil Piston Size	PISTON KIT 112615 112616 112617	SIZE 71.94 71.95 71.96	RING SET 105947 105947 105947	CON. ROD KIT 112693 (*15-16)				OILSEAL SET 108014 (*15-16)
-Forged Piston			CLIPS 106177 (*15-16)	S/E BEARING 106822 (*15-16)				
				B/E BEARING 110675 (*15-16)				
				CRANKPIN 106209 (*15-16)				
RR 350 ENDURO 2011-2014 4-Stroke Please Note: Nikasil Piston Size	PISTON KIT 113973 113974 113975	SIZE 87.96 87.97 87.98	RING SET 113999 113999 113999			CAM CHAIN 107372 (*11-16)		BEARING 110917 (*11-16) 2x
-Std. Compression 12.9:1			PIN 112674 (*11-14)			VALVE SHIM ASSORTMENT 111086		
-Forged Piston			CLIPS 106177 (*11-14)			(*11-16) 114176 (*11-16)		
RR 350 ENDURO 2015-2016 4-Stroke Please Note: Nikasil Piston Size	PISTON KIT -	SIZE 88.00	RING SET -			CAM CHAIN 107372 (*11-16)		BEARING 110917 (*11-16) 2x
-Std. Compression 13.2:1						VALVE SHIM ASSORTMENT 111086		
-Fuel Injection						(*11-16) 114176		
-Forged Piston								
RR 390 ENDURO 2015-2016 4-Stroke Please Note: Nikasil Piston Size	PISTON KIT -	SIZE 88.00	RING SET -			CAM CHAIN 107372 (*15-16)		BEARING 110917 (*15-16) 2x
-Std. Compression 12.5:1						VALVE SHIM ASSORTMENT 111086		
-Fuel Injection (From 2016)						(*15-16)		
-Forged Piston						114176 (*15-16)		



PISTONS, CONNECTING RODS, SEALS

DIRT BIKE	PISTON KIT	SIZE	PISTON PARTS	CONNECTING ROD PARTS	GASKETS	VALVE TRAIN PARTS I	VALVE TRAIN PARTS II	CRANKSHAFT PARTS
BETA CONTINUED								
RR 400 ENDURO 2005-2009 4-Stroke Please Note: Nikasil Piston Size -Forged Piston	PISTON KIT -	SIZE 89.00	RING SET -				VALVE 111049 ('05-09) 2x Exhaust Steel 111050 ('05-09) 2x Intake Steel ---- VALVE SEAL 111122 ('05-09) 4x	CRANKBEARING & SEAL KIT 114536 ('05-09) BEARING
RR 400 ENDURO 2010-2014 4-Stroke Please Note: Nikasil Piston Size -Std. Compression 12.4:1 -Forged Piston	PISTON KIT 112618 112619 112620	SIZE 94.95 94.96 94.97	RING SET 105952 105952 105952 PIN 112675 ('10-14) CLIPS 106183 ('10-14)			CAM CHAIN 107373 ('10-14) VALVE SHIM ASSORTMENT 111086 ('10-14) 114176 ('10-14)		BEARING 110917 ('10-14) 2x
RR 430 ENDURO 2015-2016 4-Stroke Please Note: Nikasil Piston Size -Std. Compression 11.9:1 -Fuel Injection (From 2016) -Forged Piston	PISTON KIT -	SIZE 95.00	RING SET -			CAM CHAIN 107372 ('15-16) VALVE SHIM ASSORTMENT 111086 ('15-16) 114176 ('15-16)		BEARING 110917 ('15-16) 2x
RR 450 ENDURO 2005-2009 4-Stroke Please Note: Nikasil Piston Size -Forged Piston	PISTON KIT 109427 109428 109429 HIGH COMPRESSION 109430 109431	SIZE 88.95 88.96 88.97 88.95 88.96	RING SET 105949 105949 105949 105949 105949 PIN 112653 ('05-09) CLIPS 106183 ('05-09)	CON. ROD KIT 106122 ('05-09) B/E BEARING 110688 ('05-09) CRANKPIN 110349 ('05-09)			VALVE 111049 ('05-09) 2x Exhaust Steel 111050 ('05-09) 2x Intake Steel VALVE SEAL 111122 ('05-09) 4x	CRANKBEARING & SEAL KIT 114536 ('05-09) BEARING

- accessories
- body
- handlebar & grips
- cables & levers
- exhaust
- engine
- fuel & intake
- electrical & ignition
- clutch
- drive
- bearings
- brakes
- steering & suspension
- tires
- tools & shop

ENGINE



PISTONS, CONNECTING RODS, SEALS

- accessories
- body
- handlebar & grips
- cables & levers
- exhaust
- engine
- fuel & intake
- electrical & ignition
- clutch
- drive
- bearings
- brakes
- steering & suspension
- tires
- tools & shop

DIRT BIKE	PISTON KIT	SIZE	PISTON PARTS	CONNECTING ROD PARTS	GASKETS	VALVE TRAIN PARTS I	VALVE TRAIN PARTS II	CRANKSHAFT PARTS
BETA CONTINUED								
RR 450 ENDURO 2010-2014 4-Stroke Please Note: Nikasil Piston Size	PISTON KIT 113976 113977 113978	SIZE 94.95 94.96 94.97	RING SET 105952 105952 105952 PIN 112675 (*10-14) CLIPS 106183 (*10-14)			CAM CHAIN 107373 (*10-14) VALVE SHIM ASSORTMENT 111086 (*10-14) 114176 (*10-14)		BEARING 110917 (*10-14) 2x
RR 480 ENDURO 2015-2016 4-Stroke Please Note: Nikasil Piston Size	PISTON KIT -	SIZE 100.00	RING SET -			CAM CHAIN 107372 (*15-16) VALVE SHIM ASSORTMENT 111086 (*15-16) 114176 (*15-16)		BEARING 110917 (*15-16) 2x
RR 498 ENDURO 2012-2014 4-Stroke Please Note: Nikasil Piston Size	PISTON KIT 112621 112622 112623	SIZE 99.95 99.96 99.97	RING SET 105953 105953 105953 PIN 112675 (*12-14) CLIPS 106183 (*12-14)			CAM CHAIN 107373 (*12-14) VALVE SHIM ASSORTMENT 111086 (*12-14) 114176 (*12-14)		BEARING 110917 (*12-14) 2x
RR 520 ENDURO 2010-2011 4-Stroke Please Note: Nikasil Piston Size	PISTON KIT 112621 112622 112623	SIZE 99.95 99.96 99.97	RING SET 105953 105953 105953 PIN 112675 (*10-11) CLIPS 106183 (*10-11)			CAM CHAIN 107373 (*10-11) VALVE SHIM ASSORTMENT 111086 (*10-11) 114176 (*10-11)		BEARING 110917 (*10-11) 2x
RR 525 ENDURO 2005-2009 4-Stroke Please Note: Nikasil Piston Size	PISTON KIT 109484 109485 109486	SIZE 94.94 94.95 94.96	RING SET 105950 105950 105950 105950 PIN 112654 (*05-09) CLIPS 106183 (*05-09)	CON. ROD KIT 106122 (*05-09) B/E BEARING 110688 (*05-09) CRANKPIN 110349 (*05-09)		VALVE 111049 (*05-09) 2x Exhaust Steel 111050 (*05-09) 2x Intake Steel	VALVE SEAL 111122 (*05-09) 4x	CRANKBEARING & SEAL KIT 114536 (*05-09) BEARING ----
-Forged Piston	HIGH COMPRESSION 109487 109488	94.94 94.95						



PISTONS, CONNECTING RODS, SEALS

DIRT BIKE	PISTON KIT	SIZE	PISTON PARTS	CONNECTING ROD PARTS	GASKETS	VALVE TRAIN PARTS I	VALVE TRAIN PARTS II	CRANKSHAFT PARTS
GAS GAS								
MC / EC 125 2000-2011 2-Stroke Please Note: Nikasil Piston Size	PISTON KIT -	SIZE 54.00	RING SET -	S/E BEARING 106797 (*00-11)				BEARING 110773 (*00-11) 2x
MC / EC 250 1997-2015 2-Stroke Please Note: Nikasil Piston Size -Forged Piston	PISTON KIT 113445 113446 113447	SIZE 66.33 66.34 66.35	RING SET 113468 113468 113468 PIN 112655 (*97-15) CLIPS 106177 (*97-15)	CON. ROD KIT 105983 (*97-15) S/E BEARING 106787 (*97-15)				
EC 250 F 2010-2015 4-Stroke Please Note: Nikasil Piston Size -Std. Compression 12.5:1 -Forged Piston	PISTON KIT 108726 108727 108728 & 108719	SIZE 76.95 76.96 76.97 79.00	RING SET 105891 105891 105891 - PIN 110303 (*10-15) CLIPS 106174 (*10-15)	CON. ROD KIT 106030 (*10-15) B/E BEARING 110683 (*10-15) CRANKPIN 112941 (*10-15)		CAM CHAIN 107377 (*10-15) VALVE SHIM ASSORTMENT 111087 (*10-15) 114177 (*10-15)	VALVE 110954 (*10-15) 2x Exhaust Titanium 110955 (*10-15) 1x Intake I Titanium 110956 (*10-15) 2x Intake II Titanium TI-STEEL CONVERSION SET 114022 (*10-15) Exhaust 114027 (*10-15) Intake VALVE SEAL 111107 (*10-15) 3x Intake 111108 (*10-15) 2x Exhaust	CRANKBEARING & SEAL KIT 114537 (*10-15) BEARING 110782 (*10-15) 2x
EC 300 2000-2015 2-Stroke Please Note: Nikasil Piston Size -Forged Piston	PISTON KIT 113439 113440 113441	SIZE 71.94 71.95 71.96	RING SET 105947 105947 105947 PIN 112655 (*00-15) CLIPS 106177 (*00-15)	CON. ROD KIT 105983 (*00-15) S/E BEARING 106787 (*00-15)				

- accessories
- body
- handlebar & grips
- cables & levers
- exhaust
- engine
- fuel & intake
- electrical & ignition
- clutch
- drive
- bearings
- brakes
- steering & suspension
- tires
- tools & shop

ENGINE



PISTONS, CONNECTING RODS, SEALS

- accessories
- body
- handlebar & grips
- cables & levers
- exhaust
- engine
- fuel & intake
- electrical & ignition
- clutch
- drive
- bearings
- brakes
- steering & suspension
- tires
- tools & shop

DIRT BIKE	PISTON KIT	SIZE	PISTON PARTS	CONNECTING ROD PARTS	GASKETS	VALVE TRAIN PARTS I	VALVE TRAIN PARTS II	CRANKSHAFT PARTS
GAS GAS CONTINUED								
EC 300 F	PISTON KIT	SIZE	RING SET	CON. ROD KIT		CAM CHAIN	VALVE	CRANKBEARING & SEAL KIT
2013-2015 4-Stroke	-	83.00	-	106030 ('13-15)		107377 ('13-15)	110954 ('13-15) 2x Exhaust Titanium	114537 ('13-15)
Please Note: Nikasil Piston Size				B/E BEARING 110683 ('13-15)		VALVE SHIM ASSORTMENT	110955 ('13-15) 1x Intake I Titanium	BEARING 110782
-Std. Compression 12.5:1 -Forged Piston				CRANKPIN 112941 ('13-15)		111087 ('13-15) 114177 ('13-15)	110956 ('13-15) 2x Intake II Titanium	('13-15) 2x
							TI-STEEL CONVERSION SET 114022 ('13-15) Exhaust 114027 ('13-15) Intake	
							VALVE SEAL 111107 ('13-15) 3x Intake 111108 ('13-15) 2x Exhaust	
EC 450 2005-2009 4-Stroke	PISTON KIT	SIZE	RING SET			CAM CHAIN		
Please Note: Nikasil Piston Size	-	97.00	-			107393 ('03-09)		
EC 450 F	PISTON KIT	SIZE	RING SET	CON. ROD KIT		CAMSHAFT	VALVE	CRANKBEARING & SEAL KIT
2013-2015 4-Stroke	113839 108738	94.95 94.96	105893 105893	113543 ('13-15)		111093 ('13-15) Intake	110963 ('13-15) 2x Exhaust Titanium	114538 ('13-15)
Please Note: Nikasil Piston Size	113840 & 108736	94.97 97.00	105893 -	B/E BEARING 110686 ('13-15)		CAM CHAIN 107379 ('13-15)	110964 ('13-15) 1x Intake I Titanium	BEARING
Replating or Cylinder Sleeving	HIGH COMPRESSION			WASHERS		VALVE SHIM ASSORTMENT	110965 ('13-15) 2x Intake II Titanium	
Required for Over-sizes	108740 108741	94.95 94.96	105893 105893	110285 ('13-15) 2x		111089 ('13-15)	Ti-STEEL	
-Std. Compression 12.5:1 -High Compression 13.0:1 -Forged Piston			PIN 112656 ('13-15)	CRANKPIN 110345 ('13-15)		114179 ('13-15)	CONVERSION SET 111054 ('13-15) Exhaust 111072 ('13-15) Intake	
			CLIPS 106178 ('13-15)				VALVE SEAL 111108 ('13-15) 3x Intake 111109 ('13-15) 2x Exhaust	



PISTONS, CONNECTING RODS, SEALS

DIRT BIKE	PISTON KIT	SIZE	PISTON PARTS	CONNECTING ROD PARTS	GASKETS	VALVE TRAIN PARTS I	VALVE TRAIN PARTS II	CRANKSHAFT PARTS
GAS GAS CONTINUED								
SM 450 2007-2009 4-Stroke Please Note: Nikasil Piston Size	PISTON KIT -	SIZE 97.00	RING SET -			CAM CHAIN 107393 (*07-09)		
HONDA								
Z-50 R 1991-1999 4-Stroke	PISTON KIT -	SIZE -	RING SET -				VALVE 110919 (*91-99) 1x Exhaust Steel 110920 (*91-99) 1x Intake Steel VALVE SEAL 111099 (*88-99) 1x Intake 111099 (*88-99) 1x Exhaust	
XR 50 R 2000-2003 4-Stroke	PISTON KIT 108289	SIZE 40.50	RING SET 109587 PIN 110294 (*00-03) CLIPS 106171 (*00-03)	CON. ROD KIT 105970 (*00-03)	TOP-END 107614 (*00-03)		VALVE 110919 (*00-03) 1x Exhaust Steel 110920 (*00-03) 1x Intake Steel VALVE SEAL 111099 (*00-03) 1x Intake 111099 (*00-03) 1x Exhaust	BEARING 110755 (*00-03) 2x
CRF 50 F 2004-2012 4-Stroke	PISTON KIT 108289	SIZE 40.50	RING SET 109587 PIN 110294 (*04-12) CLIPS 106171 (*04-12)	CON. ROD KIT 105970 (*04-12)	TOP-END 107614 (*04-15)		VALVE 110919 (*04-16) 1x Exhaust Steel 110920 (*04-16) 1x Intake Steel VALVE SEAL 111099 (*04-16) 1x Intake 111099 (*04-16) 1x Exhaust	BEARING 110755 (*04-12) 2x

- accessories
- body
- handlebar & grips
- cables & levers
- exhaust
- engine
- fuel & intake
- electrical & ignition
- clutch
- drive
- bearings
- brakes
- steering & suspension
- tires
- tools & shop

ENGINE



PISTONS, CONNECTING RODS, SEALS

DIRT BIKE	PISTON KIT	SIZE	PISTON PARTS	CONNECTING ROD PARTS	GASKETS	VALVE TRAIN PARTS I	VALVE TRAIN PARTS II	CRANKSHAFT PARTS
HONDA CONTINUED								
XR 70 R 1997-2003 4-Stroke	PISTON KIT 108301 108302 108303 108304 108305	SIZE 47.00 47.50 48.00 48.50 49.00	RING SET 109592 109593 109594 109595 109596 PIN 110295 ('97-03) CLIPS 106171 ('97-03)	CON. ROD KIT 105968 ('97-03)	TOP-END 107615 ('97-03)		VALVE 110921 ('97-03) 1x Exhaust Steel 110922 ('97-03) 1x Intake Steel VALVE SEAL 111099 ('97-03) 1x Intake 111099 ('97-03) 1x Exhaust	BEARING 110755 ('97-03) 2x
CRF 70 F 2004-2012 4-Stroke	PISTON KIT 108301 108302 108303 108304 108305	SIZE 47.00 47.50 48.00 48.50 49.00	RING SET 109592 109593 109594 109595 109596 PIN 110295 ('04-12) CLIPS 106171	CON. ROD KIT 105968 ('04-12)	TOP-END 107615 ('04-12)		VALVE 110921 ('04-12) 1x Exhaust Steel 110922 ('04-12) 1x Intake Steel VALVE SEAL 111099 ('04-12) 1x Intake 111099 ('04-12) 1x Exhaust	BEARING 110755 ('04-12) 2x
MT 80 2-Stroke	PISTON KIT -	SIZE -	RING SET -	CON. ROD KIT 105972 S/E BEARING 106782 B/E BEARING 110667				
MTX 80 2-Stroke	PISTON KIT -	SIZE -	RING SET -	CON. ROD KIT 105971 S/E BEARING 106781 B/E BEARING 106825				
XR 80 R 1979-2003 4-Stroke	PISTON KIT -	SIZE 47.50	RING SET -					
CRF 80 F 2004-2013 4-Stroke	PISTON KIT -	SIZE 47.50	RING SET -				VALVE SEAL 111097 ('04-13) 1x Intake 111097 ('04-13) 1x Exhaust	



PISTONS, CONNECTING RODS, SEALS

DIRT BIKE	PISTON KIT	SIZE	PISTON PARTS	CONNECTING ROD PARTS	GASKETS	VALVE TRAIN PARTS I	VALVE TRAIN PARTS II	CRANKSHAFT PARTS
HONDA CONTINUED								
CR 80 (79cc)	PISTON KIT	SIZE	RING SET	CON. ROD KIT	COMPLETE			CRANKBEARING & SEAL KIT
1986-2002	108316	45.95	105868	105973	107492			114539
2-Stroke	108317	45.96	105868	('86-02)	('86-91)			('85-02)
Please Note: Nikasil Piston Size			PIN	S/E BEARING				BEARING
			106135	106783	107493			110773
			('86-02)	('86-02)	('92-02)			('85-02) 2x
			CLIPS	B/E BEARING	TOP-END			OILSEAL SET
			110321	110667	107616			107933
			('86-02)	('86-02)	('86-91)			('80-82)
				CRANKPIN	107617			107934
				106198	('92-02)			('83-02)
				('86-02)				
CR 80 (82cc)	PISTON KIT	SIZE	RING SET	CON. ROD KIT	COMPLETE			CRANKBEARING & SEAL KIT
1986-2002	108318	46.95	105869	105973	107492			114539
2-Stroke	108319	46.96	105869	('86-02)	('86-91)			('85-02)
Please Note: Nikasil Piston Size			PIN	S/E BEARING				BEARING
			106135	106783	107493			110773
			('86-02)	('86-02)	('92-02)			('85-02) 2x
			CLIPS	B/E BEARING	TOP-END			OILSEAL SET
			110321	110667	107616			107933
			('86-02)	('86-02)	('86-91)			('80-82)
				CRANKPIN	107617			107934
				106198	('92-02)			('83-02)
				('86-02)				
CR 85	PISTON KIT	SIZE	RING SET	CON. ROD KIT	COMPLETE			CRANKBEARING & SEAL KIT
2003-2007	108320	47.45	105870	105973	107494			114539
2-Stroke	108321	47.46	105870	('03-07)	('03-04)			('03-07)
Please Note: Nikasil Piston Size			PIN	S/E BEARING				BEARING
			106135	106783	107495			110773
			('03-07)	('03-07)	('05-07)			('03-07) 2x
			CLIPS	B/E BEARING	TOP-END			OILSEAL SET
			110321	110667	107618			107934
			('03-07)	('03-07)	('03-04)			('03-07)
				CRANKPIN	107619			
				106198	('05-07)			
				('03-07)				
XR 100 R	PISTON KIT	SIZE	RING SET				VALVE SEAL	
1981-2003	-	53.00	-				111097	
4-Stroke							('81-03) 1x	
							Intake	
							111097	
							('81-03) 1x	
							Exhaust	
CRF 100 F	PISTON KIT	SIZE	RING SET				VALVE SEAL	
2004-2013	-	53.00	-				111097	
4-Stroke							('04-13) 1x	
							Intake	
							111097	
							('04-13) 1x	
							Exhaust	
CRF 110 F	PISTON KIT	SIZE	RING SET				VALVE SEAL	
2013-2016	-	50.00	-				111100	
4-Stroke							('13-16) 1x	
							Intake	
							111100	
							('13-16) 1x	
							Exhaust	

- accessories
- body
- handlebar & grips
- cables & levers
- exhaust
- engine
- fuel & intake
- electrical & ignition
- clutch
- drive
- bearings
- brakes
- steering & suspension
- tires
- tools & shop

ENGINE



PISTONS, CONNECTING RODS, SEALS

DIRT BIKE	PISTON KIT	SIZE	PISTON PARTS	CONNECTING ROD PARTS	GASKETS	VALVE TRAIN PARTS I	VALVE TRAIN PARTS II	CRANKSHAFT PARTS
HONDA CONTINUED								
CR 125	PISTON KIT	SIZE	RING SET	CON. ROD KIT				CRANKBEARING & SEAL KIT
1980-1984 2-Stroke	-	55.50	-	106058 (83-84)				BEARING 110773 (80-07) 2x
			PIN 110298 (80-84)	S/E BEARING 106784 (79-87)				OILSEAL SET 107936 (80-85)
			CLIPS 110321 (80-87)	B/E BEARING 106828 (83-87)				
				CRANKPIN 110330 (80-84)				
CR 125	PISTON KIT	SIZE	RING SET	S/E BEARING				CRANKBEARING & SEAL KIT
1985-1986 2-Stroke	- 108353	54.00 54.25	105872 -	106784 (79-87)				114540 (86-07)
			PIN 106138 (85-87)	B/E BEARING 106828 (83-87)				BEARING 110773 (80-07) 2x
			CLIPS 110321 (80-87)	CRANKPIN 106204 (85-07)				OILSEAL SET 107936 (80-85) 107937 (86-07)
CR 125	PISTON KIT	SIZE	RING SET	S/E BEARING				CRANKBEARING & SEAL KIT
1987 2-Stroke	108360	55.75	-	106784 (79-87)				114540 (86-07)
			PIN 106138 (85-87)	B/E BEARING 106828 (83-87)				BEARING 110773 (80-07) 2x
			CLIPS 110321 (80-87)	CRANKPIN 106204 (85-07)				OILSEAL SET 107937 (86-07)
CR 125	PISTON KIT	SIZE	RING SET	CON. ROD KIT	TOP-END			CRANKBEARING & SEAL KIT
1988 2-Stroke	108363 108364 108365 108366	53.93 53.94 53.95 53.96	105872 105872 105872 105872	105976 (88-07)	107620 (88-89)			114540 (86-07)
			PIN 106140 (88-07)	S/E BEARING 106785 (88)				BEARING 110773 (80-07) 2x
			CLIPS 106173 (88-07)	B/E BEARING 110671 (88-07)				OILSEAL SET 107937 (86-07)
				CRANKPIN 106204 (85-07)				

- accessories
- body
- handlebar & grips
- cables & levers
- exhaust
- engine
- fuel & intake
- electrical & ignition
- clutch
- drive
- bearings
- brakes
- steering & suspension
- tires
- tools & shop



PISTONS, CONNECTING RODS, SEALS

DIRT BIKE	PISTON KIT	SIZE	PISTON PARTS	CONNECTING ROD PARTS	GASKETS	VALVE TRAIN PARTS I	VALVE TRAIN PARTS II	CRANKSHAFT PARTS
HONDA CONTINUED								
CR 125	PISTON KIT	SIZE	RING SET	CON. ROD KIT	COMPLETE			CRANKBEARING & SEAL KIT
1989-1991	108363	53.93	105872	105976	107496			114540
2-Stroke	108364	53.94	105872	('88-07)	('90-97)			('86-07)
Please Note:	108365	53.95	105872	S/E BEARING	TOP-END			BEARING
Nikasil Piston Size	108366	53.96	105872	106786	107620			110773
			PIN	('89-07)	('88-89)			('80-07) 2x
			106140	B/E BEARING	107621			OILSEAL SET
			('88-07)	110671	('90-97)			107937
			CLIPS	('88-07)	CRANKPIN			('86-07)
			106173	106204	106204			
			('88-07)	('85-07)	('85-07)			
CR 125	PISTON KIT	SIZE	RING SET	CON. ROD KIT	COMPLETE			CRANKBEARING & SEAL KIT
1992-2003	108368	53.94	105873	105976	107496			114540
2-Stroke	108369	53.95	105873	('88-07)	('92-97)			('86-07)
Please Note:	108370	53.96	105873	S/E BEARING	107497			BEARING
Nikasil Piston Size	108371	53.97	105873	106786	('98-99)			110773
			PIN	('89-07)	('00-02)			('80-07) 2x
			106140	B/E BEARING	107499			OILSEAL SET
			('88-07)	110671	('03)			107937
			CLIPS	('88-07)	TOP-END			('86-07)
			106173	CRANKPIN	107621			
			('88-07)	106204	('90-97)			
				('85-07)	107622			
					107623			
					('98-99)			
					107623			
					('00-02)			
					107624			
					('03)			
CR 125	PISTON KIT	SIZE	RING SET	CON. ROD KIT	COMPLETE			CRANKBEARING & SEAL KIT
2004	113793	53.94	113454	105976	107500			114540
2-Stroke	113794	53.95	113454	('88-07)	('04)			('86-07)
Please Note:	113795	53.96	113454	S/E BEARING	TOP-END			BEARING
Nikasil Piston Size	113797	53.97	105873	106786	107625			110773
			PIN	('89-07)	('04)			('80-07) 2x
			106140	B/E BEARING	110671			OILSEAL SET
			('88-07)	110671	('88-07)			107937
			CLIPS	CRANKPIN	106204			('86-07)
			106173	106204	106204			
			('88-07)	('85-07)	('85-07)			
CR 125	PISTON KIT	SIZE	RING SET	CON. ROD KIT	COMPLETE			CRANKBEARING & SEAL KIT
2005-2007	108380	53.94	105874	105976	107501			114540
2-Stroke	108381	53.95	105874	('88-07)	('05-07)			('86-07)
Please Note:	108382	53.96	105874	S/E BEARING	TOP-END			BEARING
Nikasil Piston Size	108383	53.97	105874	106786	107626			110773
			PIN	('89-07)	('05-07)			('80-07) 2x
			106140	B/E BEARING	110671			OILSEAL SET
			('88-07)	110671	('88-07)			107937
			CLIPS	CRANKPIN	106204			('86-07)
			106173	106204	106204			
			('88-07)	('85-07)	('85-07)			

- accessories
- body
- handlebar & grips
- cables & levers
- exhaust
- engine**
- fuel & intake
- electrical & ignition
- clutch
- drive
- bearings
- brakes
- steering & suspension
- tires
- tools & shop

ENGINE



PISTONS, CONNECTING RODS, SEALS

DIRT BIKE	PISTON KIT	SIZE	PISTON PARTS	CONNECTING ROD PARTS	GASKETS	VALVE TRAIN PARTS I	VALVE TRAIN PARTS II	CRANKSHAFT PARTS
HONDA CONTINUED								
XL 125 1977-1983 4-Stroke	PISTON KIT 108339 108340 108341 108342 108343	SIZE 56.50 56.75 57.00 57.25 57.50	RING SET 109617 109618 109619 109620 109621 CLIPS 106173	CON. ROD KIT 105979 B/E BEARING 110680				
XL 125 S 4-Stroke	PISTON KIT 108344 108345 108346 108347 108348	SIZE 56.50 56.75 57.00 57.25 57.50	RING SET 109622 109623 109624 109625 109626 CLIPS 106173	CON. ROD KIT 105978 B/E BEARING 106843				
MTX 125 2-Stroke Please Note: Nikasil Piston Size	PISTON KIT 108349 108350 108351 108352	SIZE 55.96 55.97 55.98 55.99	RING SET 105871 105871 105871 105871 CLIPS 110325	CON. ROD KIT 105975 S/E BEARING 106799 B/E BEARING 106828				
MTX 125 2-Stroke	PISTON KIT -	SIZE 56.00	RING SET - PIN 106144 CLIPS 110325	CON. ROD KIT 105975 S/E BEARING 106799 B/E BEARING 106828				
CRF 125 F 2014-2016 4-Stroke -Std. Compression 9.0:1	PISTON KIT -	SIZE 52.40	RING SET -				VALVE SEAL 111099 (*14-16) 1x Intake 111099 (*14-16) 1x Exhaust	
CRF 150 F 2003-2016 4-Stroke -Std. Compression 9.5:1	PISTON KIT -	SIZE 57.30	RING SET -		TOP-END 107628 ('03-05) 107629 ('06-16)	CAM CHAIN 107352 ('03-05)	VALVE 110927 (*03-05) 1x Exhaust Steel 110923 (*06-16) 1x Exhaust Steel 110928 (*03-05) 1x Intake Steel 110924 (*06-16) 1x Intake Steel VALVE SEAL 111097 (*03-05) 1x Intake 111097 ('03-05) 1x Exhaust 111099 (*06-16) 1x Intake 111099 ('06-16) 1x Exhaust	



PISTONS, CONNECTING RODS, SEALS

DIRT BIKE	PISTON KIT	SIZE	PISTON PARTS	CONNECTING ROD PARTS	GASKETS	VALVE TRAIN PARTS I	VALVE TRAIN PARTS II	CRANKSHAFT PARTS
HONDA CONTINUED								
CRF 150 R	PISTON KIT	SIZE	RING SET	CON. ROD KIT	COMPLETE	CAM CHAIN	VALVE	CRANKBEARING & SEAL KIT
2007-2009 4-Stroke	108384 108385	65.97 65.98	105875 105875	105977 (*07-16)	107502 (*07-16)	107353 (*07-16)	110925 (*07-16) 2x Exh. Steel 110926 (*07-16) 2x Int. Steel	114541 (*07-16) BEARING 110797 (*07-16) Left
Please Note: Nikasil Piston Size	108386 114314	65.99 or 65.99	105875 105875	B/E BEARING 110678 (*07-16)	TOP-END 107627 (*07-16)	VALVE SHIM ASSORTMENT 111087 (*07-16)		
-Std. Compression 11.7:1 -High Compression 12.2:1 -Forged Piston	COMPRESSION 108387 108388	65.97 65.98	105875 105875	CRANKPIN 106210 (*07-16)		114177 (*07-16)	VALVE SEAL 111098 (*07-16) 4x	OILSEAL SET 107938 (*07-16)
			PIN 112657 (*07-16)					
			CLIPS 110321 (*07-16)					
CRF 150 R	PISTON KIT	SIZE	RING SET	CON. ROD KIT	COMPLETE	CAM CHAIN	VALVE	CRANKBEARING & SEAL KIT
2012-2016 4-Stroke	113798 113799	65.97 65.98	105875 105875	105977 (*07-16)	107502 (*07-14)	107353 (*07-16)	110925 (*07-16) 2x Exh. Steel 110926 (*07-16) 2x Int. Steel	114541 (*07-16) BEARING 110797 (*07-16) Left
Please Note: Nikasil Piston Size	113800	65.99	105875	B/E BEARING 110678 (*07-16)	TOP-END 107627 (*07-16)	VALVE SHIM ASSORTMENT 111087 (*07-16)		
-Std. Compression 11.7:1 -Forged Piston			105875	CRANKPIN 106210 (*07-16)		114177 (*07-16)	VALVE SEAL 111098 (*07-16) 4x	OILSEAL SET 107938 (*07-16)
			PIN 112657 (*07-16)					
			CLIPS 110321 (*07-16)					
XR 200	PISTON KIT	SIZE	RING SET	CON. ROD KIT			VALVE	
1980-1984 4-Stroke	112626 112627	65.50 66.00	112658 112659	105978 (*80-82)			110937 (*80-84) 1x Exhaust Steel 110938	
-Std. Compression 10.0:1 -Forged Piston	112628 112629	66.50 67.00	112660 112661	105979 (*83-84)			(*80-84) 1x Intake Steel VALVE SEAL 111097 (*80-84) 2x	
				B/E BEARING 106843 (*80-82) 110680 (*83-84)				
XR 200 R	PISTON KIT	SIZE	RING SET	CON. ROD KIT			VALVE	BEARING
1981-2002 4-Stroke	112626 112627	65.50 66.00	112658 112659	105979 (*81-02)			110937 (*81-02) 1x Exhaust Steel 110938	110744 Right
-Std. Compression 10.0:1 -Forged Piston	112628 112629	66.50 67.00	112660 112661	B/E BEARING 110680 (*81-02)			(*81-02) 1x Intake Steel VALVE SEAL 111097 (*81-02) 2x	

- accessories
- body
- handlebar & grips
- cables & levers
- exhaust
- engine
- fuel & intake
- electrical & ignition
- clutch
- drive
- bearings
- brakes
- steering & suspension
- tires
- tools & shop

ENGINE



PISTONS, CONNECTING RODS, SEALS

DIRT BIKE	PISTON KIT	SIZE	PISTON PARTS	CONNECTING ROD PARTS	GASKETS	VALVE TRAIN PARTS I	VALVE TRAIN PARTS II	CRANKSHAFT PARTS
HONDA CONTINUED								
CRF 230 F 2003-2016 4-Stroke	PISTON KIT 108458 108459	SIZE 65.50 66.00	RING SET 109676 109677	CON. ROD KIT 113542 ('03-16)	COMPLETE 113046 ('03-16)	CAM CHAIN 107354 ('03-16)	VALVE 110927 ('03-16) 1x Exhaust Steel 110928	
-Std. Compression 9.0:1	108460 113397 113810	66.50 67.00 67.50	109678 112662 112663	B/E BEARING 110681 ('03-16)	TOP-END 107638 ('03-16)		('03-16) 1x Intake Steel VALVE SEAL 111097 ('03-16) 2x	
CRF 230 L 2008-2009 4-Stroke	PISTON KIT 108458 108459	SIZE 65.50 66.00	RING SET 109676 109677		TOP-END 107638 ('08-09)	CAM CHAIN 107354 ('08-09)	VALVE 110927 ('08-09) 1x Exhaust Steel 110928	
-Std. Compression 9.0:1	108460 113397 113810	66.50 67.00 67.50	109678 112662 112663				('08-09) 1x Intake Steel VALVE SEAL 111097 ('08-09) 2x	
CR 250 1984-1985 2-Stroke	PISTON KIT 108415 108416 108417 108418 108419	SIZE 66.00 66.50 67.00 67.50 68.00	RING SET - - 109666 - -	CON. ROD KIT 105983 ('78-01)	S/E BEARING 106787 ('85)			CRANKBEARING & SEAL KIT 114542 ('84-91)
			PIN 106156 ('84-07)	B/E BEARING 110675 ('78-01)				BEARING 110775 ('78-07) 2x
			CLIPS 106177 ('84-07)	CRANKPIN 110335 ('78-01)				OILSEAL SET 107940 ('84-91)
CR 250 1986-1996 2-Stroke Please Note: Nikasil Piston Size	PISTON KIT 108420 108421 108422 108423 108424	SIZE 66.34 66.35 66.36 66.37 66.38	RING SET 105877 105877 105877 105877	CON. ROD KIT 105983 ('78-01)	S/E BEARING 106787 ('85)	COMPLETE 107503 ('92-01)		CRANKBEARING & SEAL KIT 114542 ('84-91)
-Molycoated Skirt			PIN 106156 ('84-07)	B/E BEARING 106788 ('86-07)	TOP-END 107632 ('86-87)			114543 ('92-07)
			CLIPS 106177 ('84-07)	CRANKPIN 110335 ('78-01)	107633 ('88)	107634 ('89-91)		BEARING 110775 ('78-07) 2x
					107635 ('92-01)			OILSEAL SET 107940 ('84-91)
								107941 ('92-07)



PISTONS, CONNECTING RODS, SEALS

DIRT BIKE	PISTON KIT	SIZE	PISTON PARTS	CONNECTING ROD PARTS	GASKETS	VALVE TRAIN PARTS I	VALVE TRAIN PARTS II	CRANKSHAFT PARTS
HONDA CONTINUED								
CR 250	PISTON KIT	SIZE	RING SET	CON. ROD KIT	COMPLETE			CRANKBEARING & SEAL KIT
1997-2001	108426	66.34	105877	105983	107503			114543
2-Stroke	108427	66.35	105877	('78-01)	('92-01)			('92-07)
Please Note:	108428	66.36	105877					
Nikasil Piston Size	108429	66.37	105877	S/E BEARING	TOP-END			BEARING
-Molycoated Skirt			PIN	106787	107635			110775
			106156	('85)	('92-01)			('78-07) 2x
			('84-07)	106788				OILSEAL SET
			CLIPS	110675				107941
			106177	('78-01)				('92-07)
			('84-07)	B/E BEARING				
				110675				
				('78-01)				
				CRANKPIN				
				110335				
				('78-01)				
CR 250	PISTON KIT	SIZE	RING SET	CON. ROD KIT	COMPLETE			CRANKBEARING & SEAL KIT
2002-2004	108432	66.34	105877	105984	107504			114543
2-Stroke	108433	66.35	105877	('02-07)	('02-04)			('92-07)
Please Note:	108434	66.36	105877					
Nikasil Piston Size	108435	66.37	105877	S/E BEARING	TOP-END			BEARING
-Molycoated Skirt			PIN	106788	107636			110775
			106156	('86-07)	('02-04)			('78-07) 2x
			('84-07)	B/E BEARING				OILSEAL SET
			CLIPS	110677				107941
			106177	('02-07)				('92-07)
			('84-07)	CRANKPIN				
				110336				
				('02-07)				
CR 250	PISTON KIT	SIZE	RING SET	CON. ROD KIT	COMPLETE			CRANKBEARING & SEAL KIT
2005-2007	108438	66.34	105878	105984	107505			114543
2-Stroke	108439	66.35	105878	('02-07)	('05-07)			('92-07)
Please Note:	108440	66.36	105878					
Nikasil Piston Size	108441	66.37	105878	S/E BEARING	TOP-END			BEARING
&				106788	107637			110775
Replating	108437	67.50	109672	('86-07)	('05-07)			('78-07) 2x
or			PIN	B/E BEARING				OILSEAL SET
Cylinder Sleeving			106156	110677				107941
Required for Over-			('84-07)	('02-07)				('92-07)
sizes			CLIPS	CRANKPIN				
			106177	110336				
			('84-07)	('02-07)				

- accessories
- body
- handlebar & grips
- cables & levers
- exhaust
- engine**
- fuel & intake
- electrical & ignition
- clutch
- drive
- bearings
- brakes
- steering & suspension
- tires
- tools & shop

ENGINE



PISTONS, CONNECTING RODS, SEALS

- accessories
- body
- handlebar & grips
- cables & levers
- exhaust
- engine
- fuel & intake
- electrical & ignition
- clutch
- drive
- bearings
- brakes
- steering & suspension
- tires
- tools & shop

DIRT BIKE	PISTON KIT	SIZE	PISTON PARTS	CONNECTING ROD PARTS	GASKETS	VALVE TRAIN PARTS I	VALVE TRAIN PARTS II	CRANKSHAFT PARTS
HONDA CONTINUED								
CRF 250 R	PISTON KIT	SIZE	RING SET	CON. ROD KIT	COMPLETE	CAMSHAFT	VALVE	CRANKBEARING & SEAL KIT
2004-2007 4-Stroke	108442 114307	77.97 77.98	105879 105879	105985 (^{'04-16})	107506 (^{'04-07})	107426 (^{'04-07})	110929 (^{'04-07}) 2x Exhaust Steel	114544
Please Note: Nikasil Piston Size	114308	77.99	105879	B/E BEARING 110681 (^{'04-16})	TOP-END 107639 (^{'04-07})	CAM CHAIN 107356 (^{'04-09})	110930 (^{'04-09}) 2x Intake Titanium	(^{'04-05}) 114545 (^{'06-16})
-Std. Compression 12.9:1	HIGH COMPRESSION							
-High Compression 13.5:1	114309	77.97	105879					BEARING
-Forged Piston	113804 114310	77.98 77.99	105879 105879	CRANKPIN 106219 (^{'04-16})		VALVE SHIM ASSORTMENT 111087 (^{'04-16})	SPECIAL* 110931 (^{'04-09}) 2x Exhaust Titanium	110796 (^{'04-16}) Left
*Special Race Application & Titanium Exhaust Valve			PIN 110302 (^{'04-09})			114177 (^{'04-16})	TI-STEEL CONVERSION SET 114025 (^{'04-07}) Intake 114026 (^{'08-09}) Intake	INNER RING 110798 (^{'04-15})
			CLIPS 110325 (^{'04-16})				VALVE SEAL 111099 (^{'04-07}) 4x	OILSEAL SET 107943 (^{'04-05}) 107944 (^{'06-16})
CRF 250 R	PISTON KIT	SIZE	RING SET	CON. ROD KIT	COMPLETE	CAM CHAIN	VALVE	CRANKBEARING & SEAL KIT
2008-2009 4-Stroke	114309 113804	77.97 77.98	105879 105879	105985 (^{'04-16})	107507 (^{'08-09})	107356 (^{'04-09})	110932 (^{'08-09}) 2x Exhaust Steel	114545
Please Note: Nikasil Piston Size	114310	77.99	105879	B/E BEARING 110681 (^{'04-16})	TOP-END 107640 (^{'08-09})	VALVE SHIM ASSORTMENT 111087 (^{'04-16})	110930 (^{'04-09}) 2x Intake Titanium	(^{'06-16}) BEARING
-Std. Compression 13.5:1			110302 (^{'04-09})			114177 (^{'04-16})	Titanium	110796 (^{'04-16}) Left
-Forged Piston			CLIPS 110325 (^{'04-16})	CRANKPIN 106219 (^{'04-16})			TI-STEEL CONVERSION SET 114025 (^{'04-07}) Intake 114026 (^{'08-09}) Intake	INNER RING 110798 (^{'04-15})
							VALVE SEAL 111099 (^{'08-16}) 2x Intake 111098 (^{'08-15}) 2x Exhaust	OILSEAL SET 107944 (^{'06-16})



PISTONS, CONNECTING RODS, SEALS

DIRT BIKE	PISTON KIT	SIZE	PISTON PARTS	CONNECTING ROD PARTS	GASKETS	VALVE TRAIN PARTS I	VALVE TRAIN PARTS II	CRANKSHAFT PARTS
HONDA CONTINUED								
CRF 250 R	PISTON KIT	SIZE	RING SET	CON. ROD KIT	COMPLETE	CAM CHAIN	VALVE	CRANKBEARING & SEAL KIT
2010-2013 4-Stroke	108448 108449	76.77 76.78	105880 105880	105985 (*04-16)	113575 (*10-16)	107357 (*10-16)	110933 (*10-15) 2x Exhaust Steel	114545 (*06-16)
Please Note: Nikasil Piston Size	108450	76.79	105880	B/E BEARING 110681 (*04-16)	TOP-END 107641 (*10-16)	VALVE SHIM ASSORTMENT 111087 (*04-16)	110934 (*10-16) 2x Intake Titanium	BEARING 110796 (*04-16) Left
-Std. Compression 13.2:1 -High Compression 14.2:1 -Forged Piston -Fuel Injection	HIGH COMPRESSION 108451 108452	76.77 76.78	105880 105880	CRANKPIN 106219 (*04-16)		114177 (*04-16)	TI-STEEL CONVERSION SET 111067 (*10-16) Intake VALVE SEAL 111099 (*08-16) 2x Intake 111098 (*08-15) 2x Exhaust	INNER RING 110798 (*04-15) OILSEAL SET 107944 (*06-16)
			PIN 112664 (*10-16) CLIPS 110325 (*04-16)					
CRF 250 R	PISTON KIT	SIZE	RING SET	CON. ROD KIT	COMPLETE	CAM CHAIN	VALVE	CRANKBEARING & SEAL KIT
2014-2015 4-Stroke	114315 114316	76.77 76.78	105880 105880	105985 (*04-16)	113575 (*10-16)	107357 (*10-16)	110933 (*10-15) 2x Exhaust Steel	114545 (*06-16)
Please Note: Nikasil Piston Size	114317	76.79	105880	B/E BEARING 110681 (*04-16)	TOP-END 107641 (*10-16)	VALVE SHIM ASSORTMENT 111087 (*04-16)	110934 (*10-16) 2x Intake Titanium	BEARING 110796 (*04-16) Left
-Std. Compression 13.5:1 -Forged Piston -Fuel Injection			112664 (*10-16) CLIPS 110325 (*04-16)	CRANKPIN 106219 (*04-16)		114177 (*04-16)	TI-STEEL CONVERSION SET 111067 (*10-16) Intake VALVE SEAL 111099 (*08-16) 2x Intake 111098 (*08-15) 2x Exhaust	INNER RING 110798 (*04-15) OILSEAL SET 107944 (*06-16)
CRF 250 R	PISTON KIT	SIZE	RING SET	CON. ROD KIT		CAM CHAIN	VALVE	CRANKBEARING & SEAL KIT
2016 4-Stroke	114318 114319	76.77 76.78	105880 105880	105985 (*04-16)		107357 (*10-16)	110934 (*10-16) 2x Intake Titanium	114545 (*06-16)
Please Note: Nikasil Piston Size	114320	76.79	105880	B/E BEARING 110681 (*04-16)		VALVE SHIM ASSORTMENT 111087 (*04-16)	TI-STEEL CONVERSION SET 111067 (*10-16) Intake	BEARING 110796 (*04-16) Left
-Std. Compression 13.8:1 -Forged Piston -Fuel Injection			112664 (*10-16) CLIPS 110325 (*04-16)	CRANKPIN 106219 (*04-16)		114177 (*04-16)	VALVE SEAL 111099 (*08-16) 4x	OILSEAL SET 107944 (*06-16)

- accessories
- body
- handlebar & grips
- cables & levers
- exhaust
- engine
- fuel & intake
- electrical & ignition
- clutch
- drive
- bearings
- brakes
- steering & suspension
- tires
- tools & shop

ENGINE



PISTONS, CONNECTING RODS, SEALS

DIRT BIKE	PISTON KIT	SIZE	PISTON PARTS	CONNECTING ROD PARTS	GASKETS	VALVE TRAIN PARTS I	VALVE TRAIN PARTS II	CRANKSHAFT PARTS
HONDA CONTINUED								
CRF 250 X	PISTON KIT	SIZE	RING SET	CON. ROD KIT	COMPLETE	CAM CHAIN	VALVE	CRANKBEARING & SEAL KIT
2004-2016	108442	77.97	105879	105985	107506	107356	110929	114544
4-Stroke	114307	77.98	105879	('04-16)	('04-15)	('04-16)	('04-16) 2x Exhaust	
Please Note: Nikasil Piston Size	114308	77.99	105879	B/E BEARING 110681	TOP-END 107639	VALVE SHIM ASSORTMENT	110930 ('04-16) 2x Intake Titanium	('04-06) 114545 ('07-16)
-Std. Compression 12.9:1	HIGH COMPRESSION			('04-16)	('04-16)	111087		BEARING
-High Compression 13.5:1	114309	77.97	105879			('04-16)		
-Forged Piston	113804	77.98	105879	CRANKPIN 106219		114177	TI-STEEL CONVERSION SET 114025 ('04-16) Intake	110796 ('04-16) Left
	114310	77.99	105879	('04-16)		('04-16)		
			PIN 110302 ('04-16)				VALVE SEAL 111099 ('04-16) 2x Intake 111099 ('04-16) 2x Exhaust	INNER RING 110798 ('04-16)
			CLIPS 110325 ('04-16)					OILSEAL SET 107943 ('04-06) 107944 ('07-16)
CRF 250 L 2013-2014 4-Stroke Please Note: Nikasil Piston Size	PISTON KIT -	SIZE 76.00	RING SET -					
-Std. Compression 10.7:1 -Fuel Injection								
XL / XR 250 S 1979-1983 4-Stroke	PISTON KIT -	SIZE 74.00	RING SET -	CON. ROD KIT 105986 ('79-83)				BEARING 110762 ('79-83) Left 110763 ('79-83) Right
			CLIPS 106180 ('79-83)					
XR 250 R 1987-2004 4-Stroke	PISTON KIT -	SIZE 73.00	RING SET -	CON. ROD KIT 105988 ('86-04)	COMPLETE 113047 ('96-04)	CAM CHAIN 107358 ('84-95)	VALVE 110935 ('96-04) 2x Exhaust Steel 110936 ('96-04) 2x Intake Steel	CRANKBEARING & SEAL KIT BEARING 110775 ('86-95) Right 110774 ('96-04) 2x
			CLIPS 110327 ('87-04)		TOP-END 107642 ('86-95) 112700 ('96-04)	107360 ('96-04)	VALVE SEAL 111097 ('85-95) 2x Intake 111097 ('85-95) 2x Exhaust 111099 ('96-04) 2x Intake 111099 ('96-04) 2x Exhaust	



PISTONS, CONNECTING RODS, SEALS

DIRT BIKE	PISTON KIT	SIZE	PISTON PARTS	CONNECTING ROD PARTS	GASKETS	VALVE TRAIN PARTS I	VALVE TRAIN PARTS II	CRANKSHAFT PARTS
HONDA CONTINUED								
XR 250 Tornado 2001-2012 4-Stroke -Std. Compression 9.3:1	PISTON KIT 114311 113807 113808 113809	SIZE 73.00 73.25 73.50 74.00	RING SET - - - -	CON. ROD KIT 112936 (*01-12)		CAM CHAIN 107355 (*01-12)	VALVE SEAL 111099 111099 (*01-12) 2x Exhaust	
						VALVE SHIM ASSORTMENT 111087 (*01-12) 114177 (*01-12)		
XR 350 R 1983-1985 4-Stroke	PISTON KIT -	SIZE 84.00	RING SET -					
XR 400 R 1996-2004 4-Stroke -Std. Compression 9.3:1	PISTON KIT 108495 108496 108497 108498 113818 113819	SIZE 85.00 85.25 85.50 86.00 86.50 87.00	RING SET 109705 109706 109707 109708 112665 112739 PIN 112666 (*96-04) CLIPS 106184 (*96-04)	CON. ROD KIT 105994 (*96-04) B/E BEARING 106844 (*96-04) CRANKPIN 106224 (*96-04)	COMPLETE 107510 (*96-04) TOP-END 107649 (*96-04)	CAM CHAIN 107367 (*96-04)	VALVE 110946 (*96-04) 2x Exhaust Steel 110947 (*96-04) 2x Intake Steel VALVE SEAL 111097 (*96-04) 2x Intake 111097 (*96-04) 2x Exhaust	CRANKBEARING & SEAL KIT 114546 (*96-04) BEARING 110913 (*96-04) 2x
CRF 450 R 2002-2003 4-Stroke Please Note: Nikasil Piston Size Replating or Cylinder Sleaving Required for Over- sizes *Special Race Application Titanium Exhaust Valve -Forged Piston	PISTON KIT 108469 108470 108471 & 108466 (*02-08)	SIZE 95.96 95.97 95.98 99.00	RING SET 105881 105881 105881 - PIN 110310 (*02-08) CLIPS 106181 (*02-16)	CON. ROD KIT 105989 (*02-08) B/E BEARING 110686 (*02-08) CRANKPIN 106222 (*02-08)	COMPLETE 107511 (*02-06) TOP-END 107644 (*02-06)	CAMSHAFT 107427 (*02-06) CAM CHAIN 107361 (*02-08) VALVE SHIM ASSORTMENT 111089 (*02-16) 114179 (*02-16)	VALVE 110939 (*02-06) 2x Exhaust Steel 110940 (*02-08) 2x Intake Titanium SPECIAL* TI-STEEL CONVERSION SET 111068 (*02-08) Intake VALVE SEAL 111097 (*02-08) 2x Intake 111100 (*02-16) 2x Exhaust	CRANKBEARING & SEAL KIT 114547 (*02-05) BEARING 110915 (*02-16) Right 110795 (*02-16) Left INNER RING 110799 (*02-16) OILSEAL SET 107943 (*02-05)

- accessories
- body
- handlebar & grips
- cables & levers
- exhaust
- engine
- fuel & intake
- electrical & ignition
- clutch
- drive
- bearings
- brakes
- steering & suspension
- tires
- tools & shop

ENGINE



PISTONS, CONNECTING RODS, SEALS

DIRT BIKE	PISTON KIT	SIZE	PISTON PARTS	CONNECTING ROD PARTS	GASKETS	VALVE TRAIN PARTS I	VALVE TRAIN PARTS II	CRANKSHAFT PARTS
HONDA CONTINUED								
CRF 450 R	PISTON KIT	SIZE	RING SET	CON. ROD KIT	COMPLETE	CAMSHAFT	VALVE	CRANKBEARING & SEAL KIT
2004-2008 4-Stroke	108473 108474	95.96 95.97	105881 105881	105989 (‘02-08)	107511 (‘02-06)	107427 (‘02-06)	110939 (‘02-06) 2x Exhaust Steel	114547
Please Note: Nikasil Piston Size	113817 & 108466	95.98	105881 -	B/E BEARING 110686	107512 (‘07-08)	CAM CHAIN 107361	110943 (‘07-08) 2x Exhaust Steel	(‘02-05) 114548 (‘06-16)
Replating or Cylinder Sleeving	(‘02-08)		PIN	(‘02-08) CRANKPIN	TOP-END 107644 (‘02-06)	(‘02-08)	110940 (‘02-08) 2x Intake Titanium	BEARING 110915 (‘02-16) Right
Required for Over-sizes			110310	106222	107647	VALVE SHIM ASSORTMENT		(‘02-16) Left
Special Race Application			(‘02-08)	(‘02-08)	(‘07-08)	111089 (‘02-16)	SPECIAL	110795 (‘02-16) Left
Titanium Exhaust Valve			CLIPS 106181 (‘02-16)			114179 (‘02-16)		INNER RING 110799 (‘02-16)
-Std. Compression 12.0:1 -Forged Piston							TI-STEEL CONVERSION SET 111068 (‘02-08) Intake	OILSEAL SET 107943 (‘02-05) 107944 (‘06-16)
CRF 450 R	PISTON KIT	SIZE	RING SET	CON. ROD KIT	COMPLETE	CAM CHAIN	VALVE	CRANKBEARING & SEAL KIT
2009-2012 4-Stroke	113811 113812	95.96 95.97	112667 112667	105992 (‘09-16)	107513 (‘09-16)	107362 (‘09-16)	110944 (‘09-12) 2x Exhaust Steel	114548
Please Note: Nikasil Piston Size	113813	95.98	112667	B/E BEARING 110685	TOP-END 107650	VALVE SHIM ASSORTMENT	110945 (‘09-16) 2x Intake Titanium	(‘06-16) BEARING 110915
-Std. Compression 12.0:1 -High Compression 13.0:1 -Forged Piston -Fuel Injection	HIGH COMPRESSION 108489 108490	95.96 95.97	105912 105912	(‘09-16) CRANKPIN 110343	(‘09-16)	(‘02-16) 114179 (‘02-16)	110945 (‘09-16) 2x Intake Titanium	(‘02-16) Right 110795 (‘02-16) Left
			CLIPS 106181 (‘02-16)	(‘09-16)			TI-STEEL CONVERSION SET 111070 (‘09-16) Intake	INNER RING 110799 (‘02-16) OILSEAL SET 107944 (‘06-16)



PISTONS, CONNECTING RODS, SEALS

DIRT BIKE	PISTON KIT	SIZE	PISTON PARTS	CONNECTING ROD PARTS	GASKETS	VALVE TRAIN PARTS I	VALVE TRAIN PARTS II	CRANKSHAFT PARTS
HONDA CONTINUED								
CRF 450 R	PISTON KIT	SIZE	RING SET	CON. ROD KIT	COMPLETE	CAM CHAIN	VALVE	CRANKBEARING & SEAL KIT
2013-2016	113814	95.96	105912	105992	107513	107362	110945	114548
4-Stroke	113815	95.97	105912	('09-16)	('09-16)	('09-16)	('09-16) 2x Intake Titanium	('06-16)
Please Note: Nikasil Piston Size	113816	95.98	105912	B/E BEARING 110685	TOP-END 107650	VALVE SHIM ASSORTMENT	114015	BEARING
-Std. Compression 12.5:1			112668	('09-16)	('09-16)	111089	114015	110915
-Forged Piston			('13-16)	CRANKPIN 110343		('02-16) 114179	TI-STEEL CONVERSION SET 111070	('02-16) Right 110795
-Fuel Injection			CLIPS 106181 ('02-16)	('09-16)		('02-16)	('09-16) Intake	('02-16) Left
							VALVE SEAL 111100 ('09-16) 2x Intake 111100 ('02-16) 2x Exhaust	INNER RING 110799 ('02-16)
								OILSEAL SET 107944 ('06-16)
CRF 450 X	PISTON KIT	SIZE	RING SET	CON. ROD KIT	COMPLETE	CAM CHAIN	VALVE	CRANKBEARING & SEAL KIT
2005-2016	108473	95.96	105881	105990	107508	107361	110942	114548
4-Stroke	108474	95.97	105881	('05-16)	('05-15)	('05-16)	('05-16) 2x Intake Titanium	114548
Please Note: Nikasil Piston Size	113817	95.98	105881	CRANKPIN 110346 ('05-16)	TOP-END 107645 ('05-16)	VALVE SHIM ASSORTMENT 111089	TI-STEEL CONVERSION SET 111069	BEARING 110795
-Std. Compression 12.0:1			110310			('05-16) 114179	111069	('05-16) Left
-Forged Piston			('05-16)	CLIPS 106181 ('05-16)		('05-16)	('05-16) Intake	
							VALVE SEAL 111097 ('05-16) 2x Intake 111100 ('05-16) 2x Exhaust	INNER RING 110799 ('05-16)
								OILSEAL SET 107944 ('05-16)
CR 480 1982-1983 2-Stroke	PISTON KIT -	SIZE 89.00	RING SET -					
CR 500	PISTON KIT	SIZE	RING SET	CON. ROD KIT	COMPLETE			CRANKBEARING & SEAL KIT
1982-2001	108478	89.00	109689	105991	107509			114542
2-Stroke	108479	89.25	109690	('87-01)	('89-01)			('82-01)
	108480	89.50	109691	S/E BEARING 109692	TOP-END 107646			BEARING 110775
	108481	89.75	109692	106789	107646			('84-01) 2x
	108482	90.00	109693	('82-01)	107648			
	108483	90.25	109694	B/E BEARING 110679	('89-01)			OILSEAL SET 107940 ('84-01)
	108484	90.50	109695	110679				
	108485	91.00	109696	('87-01)				
			PIN 106163 ('82-01)	CRANKPIN 106215 ('87-01)				
			CLIPS 106183 ('82-01)					

- accessories
- body
- handlebar & grips
- cables & levers
- exhaust
- engine**
- fuel & intake
- electrical & ignition
- clutch
- drive
- bearings
- brakes
- steering & suspension
- tires
- tools & shop

ENGINE



PISTONS, CONNECTING RODS, SEALS

DIRT BIKE	PISTON KIT	SIZE	PISTON PARTS	CONNECTING ROD PARTS	GASKETS	VALVE TRAIN PARTS I	VALVE TRAIN PARTS II	CRANKSHAFT PARTS
HONDA CONTINUED								
XL/XR 500 R 1979-1982 4-Stroke -Std. Compression 8.6:1 - Forged Piston	PISTON KIT	SIZE	RING SET	CON. ROD KIT				BEARING
	113820	89.00	113456	105995				110768
	113821	89.50	113457	('79-82)				('79-82) 2x
	113822	90.00	113458					
	113823	90.50	113459		B/E BEARING			
	113824	91.00	113460	110686 ('79-82)				
				CRANKPIN 106221 ('79-82)				
XR 600 R 1985-2000 4-Stroke -Std. Compression 9.0:1	PISTON KIT	SIZE	RING SET	CON. ROD KIT	COMPLETE	CAM CHAIN	VALVE	CRANKBEARING & SEAL KIT
	108511	97.00	109709	105996	107516	107368	110948	
	108512	97.25	109710	('83-00)	('93-00)	('93-00)	('93-00) 2x Exhaust Steel	
	108513	97.50	109711				110949	
	108514	97.75	-		TOP-END		110949	
	108515	98.00	109712		107659		('93-00) 2x Intake Steel	BEARING 110770 ('85-00) Left 110766 ('85-00) Right
			PIN 106168 ('85-00)				VALVE SEAL 111101 ('88-00) 2x Intake 111101 ('88-00) 2x Exhaust	
			CLIPS 106193 ('85-00)					
FMX 650 2005-2007 4-Stroke -Std. Compression 8.3:1 - Forged Piston	PISTON KIT	SIZE	RING SET	CON. ROD KIT		CAM CHAIN	VALVE	BEARING
	113825	100.00	110241	105997		107368	110948	
	113826	100.50	110242	('05-07)		('05-07)	('05-07) 2x Exhaust Steel	
	113827	101.00	110243		B/E BEARING		110949	
				PIN	110689		('05-07) 2x Intake Steel	
			112669 ('05-07)	('05-07)				
			CLIPS 113985 ('05-07)	CRANKPIN 106225 ('05-07)				
NX 650 Dominator 1996-2002 4-Stroke -Std. Compression 8.3:1 - Forged Piston	PISTON KIT	SIZE	RING SET	CON. ROD KIT		CAM CHAIN	VALVE	BEARING
	113825	100.00	110241	105997		107368	110948	
	113826	100.50	110242	('88-02)		('88-94)	('88-94) 2x Exhaust Steel	
	113827	101.00	110243		B/E BEARING	114210 ('95-02)	110949	
				PIN	110689		('88-02) 2x Intake Steel	
			112669 ('96-02)	('88-02)				
			CLIPS 113985 ('96-02)	CRANKPIN 106225 ('88-02)				



PISTONS, CONNECTING RODS, SEALS

DIRT BIKE	PISTON KIT	SIZE	PISTON PARTS	CONNECTING ROD PARTS	GASKETS	VALVE TRAIN PARTS I	VALVE TRAIN PARTS II	CRANKSHAFT PARTS
HONDA CONTINUED								
SLR 650 1997-2000 4-Stroke	PISTON KIT 113825 113826 113827	SIZE 100.00 100.50 101.00	RING SET 110241 110242 110243	CON. ROD KIT 105997 ('97-00)			VALVE 110948 ('97-00) 2x Exhaust Steel 110949 ('97-00) 2x Intake Steel	BEARING
-Std. Compression 8.3:1 - Forged Piston			PIN 112669 ('97-00) CLIPS 113985	B/E BEARING 110689 ('97-00) CRANKPIN 106225 ('97-00)				
XR 650 L 1993-2016 4-Stroke	PISTON KIT 113825 113826 113827	SIZE 100.00 100.50 101.00	RING SET 110241 110242 110243	CON. ROD KIT 105997 ('93-16)	TOP-END 107660 ('93-16)	CAM CHAIN 107368 ('93-16)	VALVE 110948 ('93-16) 2x Exhaust Steel 110949 ('93-16) 2x Intake Steel VALVE SEAL 111101 ('93-16) 2x Intake 111101 ('93-16) 2x Exhaust	CRANKBEARING & SEAL KIT BEARING
-Std. Compression 8.3:1 - Forged Piston			PIN 112669 ('93-16) CLIPS 113985 ('93-16)	B/E BEARING 110689 ('93-16) CRANKPIN 106225 ('93-16)				
XR 650 R 2000-2007 4-Stroke	PISTON KIT 113828	SIZE 99.94 99.95	RING SET 110241 110241	CON. ROD KIT 105998 ('00-07)		CAM CHAIN 107369 ('00-07)	VALVE SEAL 111102 ('00-07) 2x Intake 111101 ('00-07) 2x Exhaust	BEARING
Please Note: Nikasil Piston Size	113830 & 108517	99.96 101.00	110241 109714	B/E BEARING 110691 ('00-07)				
Replating or Cylinder Sleeving Required for Over- sizes			PIN 113395 ('00-07) CLIPS 113983 ('00-07)	CRANKPIN 106226 ('00-07)				
-Std. Compression 10.0:1 - 01.1662 series is Forged								
HUSABERG								
TE 125 2012-2014 2-Stroke	PISTON KIT 114321 114322 114323 114324	SIZE 53.94 53.95 53.96 53.97	RING SET 112670 112670 112670 112670	CON. ROD KIT 106108 ('12-14)				CRANKBEARING & SEAL KIT 114549 ('12-14)
Please Note: Nikasil Piston Size			PIN 106139 ('12-14)	S/E BEARING 106807 ('12-14) B/E BEARING 110669 ('12-14)				BEARING 110801 ('12-14) Left 110759 ('12-14) Right
			CLIPS 106173 ('12-14)	CRANKPIN 106205 ('12-14)				OILSEAL SET 108013 ('12-14)

- accessories
- body
- handlebar & grips
- cables & levers
- exhaust
- engine
- fuel & intake
- electrical & ignition
- clutch
- drive
- bearings
- brakes
- steering & suspension
- tires
- tools & shop

ENGINE



PISTONS, CONNECTING RODS, SEALS

DIRT BIKE	PISTON KIT	SIZE	PISTON PARTS	CONNECTING ROD PARTS	GASKETS	VALVE TRAIN PARTS I	VALVE TRAIN PARTS II	CRANKSHAFT PARTS
HUSABERG CONTINUED								
TE 250	PISTON KIT	SIZE	RING SET	CON. ROD KIT	COMPLETE			CRANKBEARING & SEAL KIT
2011-2014	109408	66.34	113465	106113	107606			114550
2-Stroke	109409	66.35	113465	(*11-14)	(*11-14)			(*11-14)
Please Note:	109410	66.36	113465	S/E BEARING	TOP END			BEARING
Nikasil Piston Size	109411	66.37	113465	106822	107814			110802
			CLIPS	(*11-14)	(*11-14)			(*11-14) Left
			106177	B/E BEARING				110746
			(*11-14)	110673				(*11-14) Right
				(*11-14)				OILSEAL SET
				CRANKPIN				108014
				110335				(*11-14)
				(*11-14)				
FE 250	PISTON KIT	SIZE	RING SET	CON. ROD KIT		CAM CHAIN	VALVE	BEARING
2013	109415	75.96	105946	106114		107420	111037	
4-Stroke	109416	75.97	105946	(*13)		(*13)	(*13) Exhaust	
Please Note:	109417	75.98	105946				Titanium	
Nikasil Piston Size				B/E BEARING		VALVE SHIM ASSORTMENT	111038	
	HIGH COMPRESSION			110681		111088	(*13) Intake	
-Std. Compression 13.2:1				(*13)			Titanium	
-Forged Piston	109413	75.96	113995			(*13-14)	OVERSIZE VALVE	
-Fuel Injection	109414	75.97	113995	CRANKPIN		114178	+1.00 MM.	
				110340		(*13-14)	111035	
				(*13)			(*13) Exhaust	
			PIN				111036	
			112671				(*13) Intake	
			(*13)				TI-STEEL CONVERSION SET	
			CLIPS				112706	
			110325				(*13) Exhaust	
			(*13-14)				112707	
							(*13) Intake	
FE 250	PISTON KIT	SIZE	RING SET	CON. ROD KIT		CAM CHAIN	VALVE	BEARING
2014	113893	77.96	113994	03.6333		107421	114018	
4-Stroke	113894	77.97	113994	(*14)		(*14)	(*14) Exhaust	
Please Note:	113895	77.98	113994				Titanium	
Nikasil Piston Size				PIN		VALVE SHIM ASSORTMENT	114019	
				112672		111088	(*14) Intake	
-Std. Compression 13.2:1							Titanium	
-Forged Piston						(*13-14)		
-Fuel Injection				CLIPS		114178	TI-STEEL CONVERSION SET	
				110325		(*13-14)	112708	
				(*13-14)			(*14) Exhaust	
							112709	
							(*14) Intake	
TE 300	PISTON KIT	SIZE	RING SET	CON. ROD KIT	COMPLETE			CRANKBEARING & SEAL KIT
2011-2014	109418	71.94	113466	106113	113054			114550
2-Stroke	109419	71.95	113466	(*11-14)	(*11-14)			(*11-14)
Please Note:	109420	71.96	113466					BEARING
Nikasil Piston Size				S/E BEARING	TOP END			110802
			CLIPS	106822	107819			(*11-14) Left
			106179	(*11-14)	(*11-14)			110746
			(*11-14)	B/E BEARING				(*11-14) Right
				110673				OILSEAL SET
				(*11-14)				108014
				CRANKPIN				(*11-14)
				110335				
				(*11-14)				



PISTONS, CONNECTING RODS, SEALS

DIRT BIKE	PISTON KIT	SIZE	PISTON PARTS	CONNECTING ROD PARTS	GASKETS	VALVE TRAIN PARTS I	VALVE TRAIN PARTS II	CRANKSHAFT PARTS
HUSABERG CONTINUED								
FE 350	PISTON KIT	SIZE	RING SET	CON. ROD KIT		CAM CHAIN	VALVE	CRANKBEARING & SEAL KIT
2013-2014	113916	87.96	113999	113546		107421	111039	
4-Stroke	113917	87.97	113999	('13)		('13-14)	('13-14) 2x Exhaust	
Please Note: Nikasil Piston Size	113918	87.98	113999	B/E BEARING 110684		VALVE SHIM ASSORTMENT	Titanium 111040	BEARING
-Std. Compression 12.3:1			112674	('13)		111088	Titanium	
-Forged Piston			('13-14)			('13-14)		
-Fuel Injection			CLIPS 106177 ('13-14)	CRANKPIN 112943		114178 ('13-14)	TI-STEEL CONVERSION SET 114528 ('13) Exhaust 114529 ('13) Intake	OILSEAL SET 108017 ('13-14)
FE 390	PISTON KIT	SIZE	RING SET			CAM CHAIN	VALVE	OILSEAL SET
2010-2012	113943	94.94	105952			107423	111047	
4-Stroke	113944	94.95	105952			('10-12)	('10-12) 2x Exhaust	
Please Note: Nikasil Piston Size	113945	94.96	105952	PIN		VALVE SHIM ASSORTMENT	Steel 111048	
-Std. Compression 11.1:1			112668			111086	Titanium	
-Forged Piston			('10-12)			('10-12)		
-Fuel Injection			CLIPS 106181 ('10-12)			114176 ('10-12)		
FE 450	PISTON KIT	SIZE	RING SET				VALVE	
2004-2008	113919	99.94	105953				111049	
4-Stroke	113920	99.95	105953				('04-08) 2x Exhaust	
-Std. Compression 13.0:1							Steel	
-Forged Piston	113921	99.96	105953	PIN			111050	
			112654 ('04-08)				('04-08) 2x Intake	
			CLIPS 106183 ('04-08)				Steel	
FE 450	PISTON KIT	SIZE	RING SET	CON. ROD KIT		CAM CHAIN	VALVE	OILSEAL SET
2009-2012	109443	94.94	105952	106119		107423	111047	
4-Stroke	109444	94.95	105952	('09-12)		('09-14)	('09-14) 2x Exhaust	
Please Note: Nikasil Piston Size	109445	94.96	105952	B/E BEARING 110687		VALVE SHIM ASSORTMENT	Steel 111048	
-Std. Compression 11.9:1			112668	('09-13)		111086	Titanium	
-Forged Piston			('09-14)			('09-13)		
-Fuel Injection			CLIPS 106181 ('09-14)	CRANKPIN 110347 ('09-13)		114176 ('09-13)		

- accessories
- body
- handlebar & grips
- cables & levers
- exhaust
- engine
- fuel & intake
- electrical & ignition
- clutch
- drive
- bearings
- brakes
- steering & suspension
- tires
- tools & shop

ENGINE



PISTONS, CONNECTING RODS, SEALS

- accessories
- body
- handlebar & grips
- cables & levers
- exhaust
- engine
- fuel & intake
- electrical & ignition
- clutch
- drive
- bearings
- brakes
- steering & suspension
- tires
- tools & shop

DIRT BIKE	PISTON KIT	SIZE	PISTON PARTS	CONNECTING ROD PARTS	GASKETS	VALVE TRAIN PARTS I	VALVE TRAIN PARTS II	CRANKSHAFT PARTS
HUSABERG CONTINUED								
FE 450	PISTON KIT	SIZE	RING SET	CON. ROD KIT		CAM CHAIN	VALVE	CRANKBEARING & SEAL KIT
2013-2014 4-Stroke	113931 113932	94.94 94.95	105952 105952	113547 (^{'13})		107423 (^{'09-14})	111047 (^{'09-14}) 2x Exhaust Steel	114551
Please Note: Nikasil Piston Size	113933	94.96	105952	B/E BEARING 110687		VALVE SHIM ASSORTMENT	111048 (^{'09-13}) 2x Intake Titanium	(^{'13-14}) BEARING
-Std. Compression 11.9:1 -Forged Piston -Fuel Injection			112668 (^{'09-14}) CLIPS 106181 (^{'09-14})	(^{'09-13}) CRANKPIN 110347 (^{'09-13})		111086 (^{'09-13}) 114176 (^{'09-13}) 111088 (^{'14}) 114178 (^{'14})	114021 (^{'14}) 2x Intake Titanium	110917 (^{'13-14}) 2x OILSEAL SET
FX 450	PISTON KIT	SIZE	RING SET	CON. ROD KIT		CAM CHAIN	VALVE	OILSEAL SET
2010-2012 4-Stroke	109443 109444	94.94 94.95	105952 105952	106119 (^{'10-12})		107423 (^{'10-12})	111047 (^{'10-12}) 2x Exhaust Steel	
Please Note: Nikasil Piston Size	109445	94.96	105952	B/E BEARING 110687		VALVE SHIM ASSORTMENT	111048 (^{'10-12}) 2x Intake Titanium	
-Std. Compression 11.8:1 -Forged Piston -Fuel Injection			112668 (^{'10-12}) CLIPS 106181 (^{'10-12})	(^{'10-12}) CRANKPIN 110347 (^{'10-12})		111086 (^{'10-12}) 114176 (^{'10-12})		
FE 501	PISTON KIT	SIZE	RING SET	CON. ROD KIT		CAM CHAIN	VALVE	CRANKBEARING & SEAL KIT
2013-2014 4-Stroke	113952 113953	94.95 94.96	105952 105952	113548 (^{'13})		107424 (^{'13-14})	111047 (^{'13-14}) 2x Exhaust Steel	114551
Please Note: Nikasil Piston Size	113954	94.97	105952	B/E BEARING 110687		VALVE SHIM ASSORTMENT	111048 (^{'13}) 2x Intake Titanium	(^{'13-14}) BEARING
-Std. Compression 11.8:1 -Forged Piston -Fuel Injection			112668 (^{'13-14}) CLIPS 106181 (^{'13-14})	(^{'13}) CRANKPIN 110347 (^{'13})		111086 (^{'13}) 114176 (^{'13}) 111088 (^{'14}) 114178 (^{'14})	114021 (^{'14}) 2x Intake Titanium	110917 (^{'13-14}) 2x OILSEAL SET
FE 550	PISTON KIT	SIZE	RING SET				VALVE	BEARING
2004-2008 4-Stroke	113946 113947	99.95 99.96	105953 105953				111049 (^{'04-08}) 2x Exhaust Steel	
-Std. Compression 11.8:1 -Forged Piston	113948	99.97	105953				111050 (^{'04-08}) 2x Intake Steel	
			112654 (^{'04-08}) CLIPS 106183 (^{'04-08})					



PISTONS, CONNECTING RODS, SEALS

DIRT BIKE	PISTON KIT	SIZE	PISTON PARTS	CONNECTING ROD PARTS	GASKETS	VALVE TRAIN PARTS I	VALVE TRAIN PARTS II	CRANKSHAFT PARTS
HUSABERG CONTINUED								
FE 570	PISTON KIT	SIZE	RING SET			CAM CHAIN	VALVE	OILSEAL SET
2009-2012	113961	99.95	105953			107424	111047	
4-Stroke	113962	99.96	105953			('09-12)	('09-12) 2x Exhaust	
	113963	99.97	105953				Steel	
-Std. Compression 11.8:1						VALVE SHIM	111048	
-Forged Piston			PIN			ASSORTMENT	('09-12) 2x Intake	
-Fuel Injection			112654 ('09-12)			111086 ('09-12)	Titanium	
			CLIPS			114176 ('09-12)		
			106183 ('09-12)					
FE 650	PISTON KIT	SIZE	RING SET				VALVE	BEARING
2004-2008	113964	99.95	105953				111049	
4-Stroke	113965	99.96	105953				('04-08) 2x Exhaust	
	113966	99.97	105953				Steel	
-Std. Compression 11.8:1							111050	
-Forged Piston			PIN				('04-08) 2x Intake	
			112654 ('04-08)				Steel	
			CLIPS					
			106183 ('04-08)					
FS 650	PISTON KIT	SIZE	RING SET				VALVE	BEARING
2004-2008	113964	99.95	105953				111049	
4-Stroke	113965	99.96	105953				('04-08) 2x Exhaust	
	113966	99.97	105953				Steel	
-Std. Compression 11.8:1							111050	
-Forged Piston			PIN				('04-08) 2x Intake	
			112654 ('04-08)				Steel	
			CLIPS					
			106183 ('04-08)					
HUSQVARNA								
TC 85	PISTON KIT	SIZE	RING SET	CON. ROD KIT	COMPLETE			CRANKBEARING & SEAL KIT
2014-2016	109348	46.95	105933	113545	113052			114552 ('14-16)
2-Stroke	109349	46.96	105933	('14-16)	('14-16)			
Please Note:	109350	46.97	105933					
Nikasil Piston Size	109351	46.98	105933	S/E BEARING	TOP-END			BEARING
				106783 ('14-16)	113058 ('14-16)			110800 ('14-16) Left
-KTM Engine			CLIPS	112694				110753 ('14-16) Right
-Molycoated Skirt			110321 ('14-16)	22.202615F ('14-16)				
				CRANKPIN				OILSEAL SET
				112695 ('14-16)				108012 ('14-16)

- accessories
- body
- handlebar & grips
- cables & levers
- exhaust
- engine**
- fuel & intake
- electrical & ignition
- clutch
- drive
- bearings
- brakes
- steering & suspension
- tires
- tools & shop

ENGINE



PISTONS, CONNECTING RODS, SEALS

- accessories
- body
- handlebar & grips
- cables & levers
- exhaust
- engine
- fuel & intake
- electrical & ignition
- clutch
- drive
- bearings
- brakes
- steering & suspension
- tires
- tools & shop

DIRT BIKE	PISTON KIT	SIZE	PISTON PARTS	CONNECTING ROD PARTS	GASKETS	VALVE TRAIN PARTS I	VALVE TRAIN PARTS II	CRANKSHAFT PARTS
HUSQVARNA CONTINUED								
CR / WR 125	PISTON KIT	SIZE	RING SET	CON. ROD KIT				BEARING
1997-2013	109353	53.94	105935	106107				110773
2-Stroke	109354	53.95	105935	('97-13)				('97-13) 2x
Please Note:	109355	53.96	105935					
Nikasil Piston Size	109356	53.97	105935	S/E BEARING				
-Molycoated Skirt			CLIPS	106786				
			106173	('97-13)				
TC 125	PISTON KIT	SIZE	RING SET	CON. ROD KIT	TOP-END			CRANKBEARING & SEAL KIT
2014-2016	114321	53.94	112670	106108	107807			114549
2-Stroke	114322	53.95	112670	('14-15)	('14-15)			('14-16)
Please Note:	114323	53.96	112670	03.6226				
Nikasil Piston Size	114324	53.97	112670	('16)				
-KTM Engine			PIN	S/E BEARING				BEARING
-Molycoated Skirt			106139	106807				110801
			('14-16)	('14-16)				('14-16) Left
			CLIPS	B/E BEARING				110759
			106173	110669				('14-16) Right
			('14-16)	('14-16)				
				CRANKPIN				OILSEAL SET
				106205				108013
				('14-15)				('14-16)
				06.2255.9				
				('16)				
TE 125	PISTON KIT	SIZE	RING SET	CON. ROD KIT	COMPLETE			CRANKBEARING & SEAL KIT
2014-2016	114321	53.94	112670	106108	107597			114549
2-Stroke	114322	53.95	112670	('14-16)	('15)			('14-16)
Please Note:	114323	53.96	112670					
Nikasil Piston Size	114324	53.97	112670	S/E BEARING				BEARING
-KTM Engine			PIN	106807				110801
-Molycoated Skirt			106139	('14-16)				('14-16) Left
			('14-16)	B/E BEARING				110759
			CLIPS	110669				('14-16) Right
			106173	('14-16)				
			('14-16)	CRANKPIN				OILSEAL SET
				106205				108013
				('14-16)				('14-16)
CR 150	PISTON KIT	SIZE	RING SET	CON. ROD KIT				BEARING
2011	-	58.00	-	106107				110773
2-Stroke				('11)				('11) 2x
				S/E BEARING				
				106786				
				('11)				
CR / WR 250	PISTON KIT	SIZE	RING SET	CON. ROD KIT				
1998-2013	108426	66.34	105877	106111				
2-Stroke	108427	66.35	105877	('98-13)				
Please Note:	108428	66.36	105877					
Nikasil Piston Size	108429	66.37	105877	S/E BEARING				
-Molycoated Skirt			PIN	106787				
			106156	('98-13)				
			('98-13)	B/E BEARING				
			CLIPS	110673				
			106177	('98-13)				
			('98-13)					



PISTONS, CONNECTING RODS, SEALS

DIRT BIKE	PISTON KIT	SIZE	PISTON PARTS	CONNECTING ROD PARTS	GASKETS	VALVE TRAIN PARTS I	VALVE TRAIN PARTS II	CRANKSHAFT PARTS
HUSQVARNA CONTINUED								
TC 250	PISTON KIT	SIZE	RING SET	CON. ROD KIT	COMPLETE			CRANKBEARING & SEAL KIT
2014-2016	109408	66.34	113465	106113	107605			114550
2-Stroke	109409	66.35	113465	(*14-16)	(*14-15)			(*14-16)
Please Note:	109410	66.36	113465					
Nikasil Piston Size	109411	66.37	113465	S/E BEARING	TOP-END			BEARING
-KTM Engine			PIN	106822	107814			110746
-Molycoated Skirt			106156	(*14-16)	(*14-16)			(*14-16) Right
			B/E BEARING	110673				
			(*14-16)	(*14-16)				
			CLIPS	CRANKPIN				OILSEAL SET
			106177	110335				
			(*14-16)	(*14-16)				
TE 250	PISTON KIT	SIZE	RING SET	CON. ROD KIT	COMPLETE			CRANKBEARING & SEAL KIT
2014-2016	109408	66.34	113465	106113	107606			114550
2-Stroke	109409	66.35	113465	(*14-16)	(*14-15)			(*14-16)
Please Note:	109410	66.36	113465	S/E BEARING	TOP-END			BEARING
Nikasil Piston Size	109411	66.37	113465	106822	107814			110746
-KTM Engine			PIN	110673	(*14-16)			(*14-16) Right
-Molycoated Skirt			106156	(*14-16)				
			(*14-16)	CRANKPIN				
			CLIPS	110335				OILSEAL SET
			106177	(*14-16)				108014
			(*14-16)					
TC 250	PISTON KIT	SIZE	RING SET	CON. ROD KIT		VALVE SHIM ASSORTMENT		
2006-2007	113896	75.96	113995	106115		111089		
4-Stroke	113897	75.97	113995	(*06-07)		(*06-07)		
Please Note:	113898	75.98	113995	CRANKPIN		114179		
Nikasil Piston Size			PIN	112940		(*06-07)		
-Std. Compression 12.9:1			112672	(*06-07)				
-Forged Piston			(*06-07)	B/E BEARING				
			CLIPS	110681				
			110325	(*06-07)				
			(*06-07)					
TC 250	PISTON KIT	SIZE	RING SET	CON. ROD KIT		VALVE SHIM ASSORTMENT		
2010-2011	113902	78.96	113997	106116		111087		
4-Stroke	113903	78.97	113997	(*10-13)		(*10-13)		
Please Note:	113904	78.98	113997	CRANKPIN		114177		
Nikasil Piston Size			PIN	112942		(*10-13)		
-Std. Compression 13.6:1			112657	(*10-13)				
-Forged Piston			(*10-11)	B/E BEARING				
-Fuel Injection (from 2011)			CLIPS	110683				
			110321	(*10-13)				
			(*10-13)					
TC 250	PISTON KIT	SIZE	RING SET	CON. ROD KIT		VALVE SHIM ASSORTMENT		
2012-2013	113905	78.95	113997	106116		111087		
4-Stroke	113906	78.96	113997	(*10-13)		(*10-13)		
Please Note:	113907	78.97	113997	CRANKPIN		114177		
Nikasil Piston Size			PIN	112942		(*10-13)		
-Std. Compression 13.6:1			112673	(*10-13)				
-Forged Piston			(*12-13)	B/E BEARING				
-Fuel Injection			CLIPS	110683				
			110321	(*10-13)				
			(*10-13)					

- accessories
- body
- handlebar & grips
- cables & levers
- exhaust
- engine
- fuel & intake
- electrical & ignition
- clutch
- drive
- bearings
- brakes
- steering & suspension
- tires
- tools & shop

ENGINE



PISTONS, CONNECTING RODS, SEALS

- accessories
- body
- handlebar & grips
- cables & levers
- exhaust
- engine
- fuel & intake
- electrical & ignition
- clutch
- drive
- bearings
- brakes
- steering & suspension
- tires
- tools & shop

DIRT BIKE	PISTON KIT	SIZE	PISTON PARTS	CONNECTING ROD PARTS	GASKETS	VALVE TRAIN PARTS I	VALVE TRAIN PARTS II	CRANKSHAFT PARTS
HUSQVARNA CONTINUED								
TE 250 2006-2009 4-Stroke Please Note: Nikasil Piston Size	PISTON KIT 113896 113897 113898	SIZE 75.96 75.97 75.98	RING SET 113995 113995 113995	CON. ROD KIT 106115 (*06-09)		VALVE SHIM ASSORTMENT 111089 (*06-09) 114179 (*06-09)		
-Std. Compression 12.9:1 -Forged Piston			PIN 112672 CLIPS 110325 (*06-09)	CRANKPIN 112940 (*06-09) B/E BEARING 110681 (*06-09)				
TE 250 2010-2012 4-Stroke Please Note: Nikasil Piston Size	PISTON KIT 113902 113903 113904	SIZE 78.96 78.97 78.98	RING SET 113997 113997 113997	CON. ROD KIT 106116 (*10-13)		VALVE SHIM ASSORTMENT 111087 (*10-13) 114177 (*10-13)		
-Std. Compression 13.6:1 -Forged Piston -Fuel Injection			PIN 112657 CLIPS 110321 (*10-13)	CRANKPIN 112942 (*10-13) B/E BEARING 110683 (*10-13)				
TE 250 2013 4-Stroke Please Note: Nikasil Piston Size	PISTON KIT 113905 113906 113907	SIZE 78.95 78.96 78.97	RING SET 113997 113997 113997	CON. ROD KIT 106116 (*10-13)		VALVE SHIM ASSORTMENT 111087 (*10-13) 114177 (*10-13)		
-Std. Compression 13.6:1 -Forged Piston -Fuel Injection			PIN 112673 CLIPS 110321 (*10-13)	CRANKPIN 112942 (*10-13) B/E BEARING 110683 (*10-13)				
TXC 250 2008-2009 4-Stroke Please Note: Nikasil Piston Size	PISTON KIT 113896 113897 113898	SIZE 75.96 75.97 75.98	RING SET 113995 113995 113995	CON. ROD KIT 106115 (*08-09)		VALVE SHIM ASSORTMENT 111089 (*08-09) 114179 (*08-09)		
-Std. Compression 12.9:1 -Forged Piston			PIN 112672 CLIPS 110325 (*08-09)	CRANKPIN 112940 (*08-09) B/E BEARING 110681 (*08-09)				
TXC 250 2010-2012 4-Stroke Please Note: Nikasil Piston Size	PISTON KIT 113902 113903 113904	SIZE 78.96 78.97 78.98	RING SET 113997 113997 113997	CON. ROD KIT 106116 (*10-13)		VALVE SHIM ASSORTMENT 111087 (*10-13) 114177 (*10-13)		
-Std. Compression 13.6:1 -Forged Piston -Fuel Injection			PIN 112657 CLIPS 110321 (*10-13)	CRANKPIN 112942 (*10-13) B/E BEARING 110683 (*10-13)				



PISTONS, CONNECTING RODS, SEALS

DIRT BIKE	PISTON KIT	SIZE	PISTON PARTS	CONNECTING ROD PARTS	GASKETS	VALVE TRAIN PARTS I	VALVE TRAIN PARTS II	CRANKSHAFT PARTS
HUSQVARNA CONTINUED								
TXC 250	PISTON KIT	SIZE	RING SET	CON. ROD KIT		VALVE SHIM ASSORTMENT		
2013	113905	78.95	113997	106116		111087		
4-Stroke	113906	78.96	113997	(*10-13)		(*10-13)		
Please Note: Nikasil Piston Size	113907	78.97	113997	CRANKPIN		114177		
-Std. Compression 13.6:1			PIN	112942		(*10-13)		
-Forged Piston			112673	(*10-13)				
-Fuel Injection			(*13)	B/E BEARING				
			CLIPS	110683				
			110321	(*10-13)				
			(*10-13)					
FC 250	PISTON KIT	SIZE	RING SET	CON. ROD KIT		CAM CHAIN	VALVE	CRANKBEARING & SEAL KIT
2014-2015	113893	77.96	113994	03.6333		107421	114018	
4-Stroke	113894	77.97	113994	(*14-15)		(*14-15)	(*14-16) Exhaust Titanium	
Please Note: Nikasil Piston Size	113895	77.98	113994			VALVE SHIM ASSORTMENT	114019	BEARING
-Std. Compression 13.9:1			PIN	112672		111088	(*14-16) Intake Titanium	
-Forged Piston			(*14-15)			(*14-16)		
-Fuel Injection			CLIPS			114178		
-KTM Engine			110325			(*14-16)	TI-STEEL CONVERSION SET	OILSEAL SET
			(*14-15)				112710	108017
							(*14-15) Exhaust	(*14-15)
							112711	
							(*14-15) Intake	
FC 250	PISTON KIT	SIZE	RING SET			CAM CHAIN	VALVE	BEARING
2016	114325	77.96	-				114018	
4-Stroke	114326	77.97	-				(*14-16) Exhaust Titanium	
Please Note: Nikasil Piston Size	114327	77.98	-			VALVE SHIM ASSORTMENT	114019	
-Std. Compression 14.4:1						111088	(*14-16) Intake Titanium	
-Forged Piston						(*14-16)		
-Fuel Injection						114178		
-KTM Engine						(*14-16)		
FE 250	PISTON KIT	SIZE	RING SET	CON. ROD KIT		CAM CHAIN	VALVE	CRANKBEARING & SEAL KIT
2014-2016	113893	77.96	113994	03.6333		107421	114018	
4-Stroke	113894	77.97	113994	(*14-16)		(*14-16)	(*14-16) Exhaust Titanium	
Please Note: Nikasil Piston Size	113895	77.98	113994			VALVE SHIM ASSORTMENT	114019	BEARING
-Std. Compression 13.9:1			PIN	112672		111088	(*14-16) Intake Titanium	
-Forged Piston			(*14-16)			(*14-16)		
-Fuel Injection			CLIPS			114178		
-KTM Engine			110325			(*14-16)	TI-STEEL CONVERSION SET	OILSEAL SET
			(*14-16)				112708	108017
							(*14-16) Exhaust	(*14-16)
							112709	
							(*14-16) Intake	

- accessories
- body
- handlebar & grips
- cables & levers
- exhaust
- engine**
- fuel & intake
- electrical & ignition
- clutch
- drive
- bearings
- brakes
- steering & suspension
- tires
- tools & shop

ENGINE



PISTONS, CONNECTING RODS, SEALS

- accessories
- body
- handlebar & grips
- cables & levers
- exhaust
- engine
- fuel & intake
- electrical & ignition
- clutch
- drive
- bearings
- brakes
- steering & suspension
- tires
- tools & shop

DIRT BIKE	PISTON KIT	SIZE	PISTON PARTS	CONNECTING ROD PARTS	GASKETS	VALVE TRAIN PARTS I	VALVE TRAIN PARTS II	CRANKSHAFT PARTS
HUSQVARNA CONTINUED								
WR 300 2009-2013 2-Stroke	PISTON KIT -	SIZE 72.00	RING SET -	CON. ROD KIT 106111 ('09-13) S/E BEARING 106787 ('09-13) B/E BEARING 110673 ('09-13)				
TE 300 2014-2016 2-Stroke Please Note: Nikasil Piston Size -KTM Engine	PISTON KIT 109418 109419 109420	SIZE 71.94 71.95 71.96	RING SET 113466 113466 113466 CLIPS 106179 ('14-16) B/E BEARING 110673 ('14-16) CRANKPIN 110335 ('14-16)	CON. ROD KIT 106113 ('14-16) S/E BEARING 106822 ('14-16) B/E BEARING 110673 ('14-16) CRANKPIN 110335 ('14-16)	COMPLETE TOP END 107819 ('14-16)			CRANKBEARING & SEAL KIT 114550 ('14-16) BEARING 110746 ('14-16) Right OILSEAL SET 108014 ('14-16)
TE 310 2009-2010 4-Stroke Please Note: Nikasil Piston Size -Std. Compression 12.9:1 -Forged Piston -Fuel Injection	PISTON KIT 113899 113900 113901	SIZE 82.96 82.97 82.98	RING SET 113996 113996 113996 PIN 112664 ('09-10) CLIPS 110325 ('09-12)	CON. ROD KIT 106115 ('09-12) CRANKPIN 112940 ('09-12) B/E BEARING 110681 ('09-12)		VALVE SHIM ASSORTMENT 111087 ('09-13) 114177 ('09-13)		
TE 310 2011-2012 4-Stroke Please Note: Nikasil Piston Size -Std. Compression 13.0:1 -Forged Piston -Fuel Injection	PISTON KIT 113908 113909 113910	SIZE 81.96 81.97 81.98	RING SET 113998 113998 113998 PIN 112672 ('11-12) CLIPS 110325 ('09-12)	CON. ROD KIT 106115 ('09-12) CRANKPIN 112940 ('09-12) B/E BEARING 110681 ('09-12)		VALVE SHIM ASSORTMENT 111087 ('09-13) 114177 ('09-13)		
TXC 310 2012 4-Stroke Please Note: Nikasil Piston Size -Std. Compression 13.0:1 -Forged Piston -Fuel Injection	PISTON KIT 113908 113909 113910	SIZE 81.96 81.97 81.98	RING SET 113998 113998 113998 PIN 112672 ('12) CLIPS 110325 ('12)	CON. ROD KIT 106115 ('12-13) CRANKPIN 112940 ('12-13) B/E BEARING 110681 ('12-13)		VALVE SHIM ASSORTMENT 111087 ('12-13) 114177 ('12-13)		



PISTONS, CONNECTING RODS, SEALS

DIRT BIKE	PISTON KIT	SIZE	PISTON PARTS	CONNECTING ROD PARTS	GASKETS	VALVE TRAIN PARTS I	VALVE TRAIN PARTS II	CRANKSHAFT PARTS
HUSQVARNA CONTINUED								
FC 350	PISTON KIT	SIZE	RING SET		TOP END	CAM CHAIN	VALVE	CRANKBEARING & SEAL KIT
2014-2016	113911	87.96	113999		113060	107421	111039	
4-Stroke	113912	87.97	113999		('14-15)	('14-15)	('14-16) 2x Exhaust Titanium	
Please Note: Nikasil Piston Size	113913	87.98	113999				111040 ('14-16) 2x Intake Titanium	BEARING
-Std. Compression 13.5:1 ('14-15)	HIGH COMPRESSION					VALVE SHIM		
-Std. Compression 14.0:1 ('16)	113914	87.96	113999			ASSORTMENT		
-High Compression 14.5:1	113915	87.97	113999			111088	TI-STEEL	
-Forged Piston			PIN 112674 ('14-16)			('14-16)	CONVERSION SET	OILSEAL SET
-Fuel Injection			CLIPS 106177 ('14-16)			114178 ('14-16)	114530 ('14-15) Exhaust 114531 ('14-15) Intake	108017 ('14-15)
-KTM Engine								
FE 350	PISTON KIT	SIZE	RING SET		TOP END	CAMSHAFT	VALVE	CRANKBEARING & SEAL KIT
2014-2016	113916	87.96	113999		113060	BEARING	111039	
4-Stroke	113917	87.97	113999		('14-16)	112704	('14-16) 2x Exhaust Titanium	
Please Note: Nikasil Piston Size	113918	87.98	113999			('14-16)	111040 ('14-16) 2x Intake Titanium	BEARING
-Std. Compression 12.3:1			PIN 112674 ('14-16)			CAM CHAIN 107421 ('14-16)		
-Forged Piston			CLIPS 106177 ('14-16)			VALVE SHIM ASSORTMENT 111088 ('14-16) 114178 ('14-16)	TI-STEEL CONVERSION SET 114528 ('14-16) Exhaust 114529 ('14-16) Intake	OILSEAL SET 108017 ('14-16)
-Fuel Injection								
-KTM Engine								
SMR 400	PISTON KIT	SIZE	RING SET	CON. ROD KIT				
2005-2007	-	-	-	113062 ('05-07)				
4-Stroke								
TC 410	PISTON KIT	SIZE	RING SET					
1999-2001	109424	91.44	105948					
4-Stroke	109425	91.45	105948					
Please Note: Nikasil Piston Size	109426	91.46	105948					
-Forged Piston			PIN 112654 ('99-01)					
			CLIPS 106183 ('99-01)					
TC 449	PISTON KIT	SIZE	RING SET					
2011-2013	113922	97.95	105954					
4-Stroke	113923	97.96	105954					
Please Note: Nikasil Piston Size	113924	97.97	105954					
-Std. Compression 13.0:1			PIN 112654 ('11-13)					
-Forged Piston			CLIPS 106183 ('11-13)					
-Fuel Injection								

- accessories
- body
- handlebar & grips
- cables & levers
- exhaust
- engine
- fuel & intake
- electrical & ignition
- clutch
- drive
- bearings
- brakes
- steering & suspension
- tires
- tools & shop

ENGINE



PISTONS, CONNECTING RODS, SEALS

- accessories
- body
- handlebar & grips
- cables & levers
- exhaust
- engine
- fuel & intake
- electrical & ignition
- clutch
- drive
- bearings
- brakes
- steering & suspension
- tires
- tools & shop

DIRT BIKE	PISTON KIT	SIZE	PISTON PARTS	CONNECTING ROD PARTS	GASKETS	VALVE TRAIN PARTS I	VALVE TRAIN PARTS II	CRANKSHAFT PARTS
HUSQVARNA CONTINUED								
TE 449 2011-2013 TXC 449 2011-2013 SMR 449 2011 4-Stroke Please Note: Nikasil Piston Size	PISTON KIT 113922 113923 113924	SIZE 97.95 97.96 97.97	RING SET 105954 105954 105954					
-Std. Compression 12.0:1 -Forged Piston -Fuel Injection			PIN 112654 (‘11-13)					
TC 450 2003-2005 4-Stroke Please Note: Nikasil Piston Size	PISTON KIT -	SIZE 97.00	RING SET -				VALVE 111043 (‘05) 2x Exhaust Titanium 111044 (‘05) 2x Intake Titanium	
TC 450 2006-2010 4-Stroke Please Note: Nikasil Piston Size	PISTON KIT 113940 113941 113942	SIZE 96.96 96.97 96.98	RING SET 105894 105894 105894	CON. ROD KIT 113062 (‘06-10)		VALVE SHIM ASSORTMENT 111089 (‘06-10) 114179 (‘06-10)	MAIN JET PILOT JET	
-Std. Compression 12.9:1 -Forged Piston			PIN 112675 (‘06-10)	CRANKPIN 112944 (‘06-10)				
			CLIPS 106183 (‘06-10)					
TE 450 2003-2005 4-Stroke Please Note: Nikasil Piston Size	PISTON KIT -	SIZE 97.00	RING SET -				VALVE 111043 (‘05) 2x Exhaust Titanium 111044 (‘05) 2x Intake Titanium	
TE 450 2006-2010 4-Stroke Please Note: Nikasil Piston Size	PISTON KIT 113937 113938 113939	SIZE 96.96 96.97 96.98	RING SET 105894 105894 105894	CON. ROD KIT 113062 (‘06-10)		VALVE SHIM ASSORTMENT 111089 (‘06-10) 114179 (‘06-10)	MAIN JET PILOT JET	
-Std. Compression 12.9:1 -Forged Piston			PIN 112676 (‘06-10)	CRANKPIN 112944 (‘06-10)				
			CLIPS 106183 (‘06-10)					
TXC 450 2008-2010 4-Stroke Please Note:	PISTON KIT 113940 113941 113942	SIZE 96.96 96.97 96.98	RING SET 105894 105894 105894	CON. ROD KIT 113062 (‘08-10)		VALVE SHIM ASSORTMENT 111089 (‘08-10)		



PISTONS, CONNECTING RODS, SEALS

DIRT BIKE	PISTON KIT	SIZE	PISTON PARTS	CONNECTING ROD PARTS	GASKETS	VALVE TRAIN PARTS I	VALVE TRAIN PARTS II	CRANKSHAFT PARTS
HUSQVARNA CONTINUED								
SMR 450	PISTON KIT	SIZE	RING SET	CON. ROD KIT		VALVE SHIM ASSORTMENT		
2006-2010	113937	96.96	105894	113062		111089		
4-Stroke	113938	96.97	105894	('06-10)		('06-10)		
Please Note: Nikasil Piston Size	113939	96.98	105894	CRANKPIN		114179		
-Std. Compression 12.9:1			PIN	112944		('06-10)		
-Forged Piston				('06-10)				
			CLIPS					
			106183					
			('06-10)					
FC 450	PISTON KIT	SIZE	RING SET			CAM CHAIN	VALVE	CRANKBEARING & SEAL KIT
2014-2015	113934	94.95	105952			107423	114020	114551
4-Stroke	113935	94.96	105952			('14-15)	('14-16) 2x Exhaust	
Please Note: Nikasil Piston Size	113936	94.97	105952			107420	Titanium	('14-15)
-Std. Compression 12.6:1			PIN			('16)	114021	BEARING
-Forged Piston			112668			VALVE SHIM ASSORTMENT	('14-16) 2x Intake	110917
-Fuel Injection			('14-15)			111088	Titanium	('14-15) 2x
-KTM Engine			CLIPS			('14-16)	VALVE SEAL	OILSEAL SET
			106181			('14-16)	111122	
			('14-16)				('14-16) 4x	
FE 450	PISTON KIT	SIZE	RING SET			CAM CHAIN	VALVE	CRANKBEARING & SEAL KIT
2014-2016	113931	94.94	105952			107423	111047	114551
4-Stroke	113932	94.95	105952			('14-16)	('14-16) 2x Exhaust	
Please Note: Nikasil Piston Size	113933	94.96	105952			VALVE SHIM ASSORTMENT	Steel	('14-16)
-Std. Compression 11.9:1			PIN			111088	114021	BEARING
-Forged Piston			112668			('14-16)	('14-16) 2x Intake	110917
-Fuel Injection			('14-16)				Titanium	('14-16) 2x
-KTM Engine			CLIPS					OILSEAL SET
			106181					
			('14-16)					
FS 450	PISTON KIT	SIZE	RING SET			CAM CHAIN	VALVE	CRANKBEARING & SEAL KIT
2015	113934	94.95	105952			107423	114020	114551
4-Stroke	113935	94.96	105952			('15)	('15-16) 2x Exhaust	
Please Note: Nikasil Piston Size	113936	94.97	105952			107420	Titanium	('15)
-Std. Compression 12.6:1			PIN			('16)	114021	BEARING
-Forged Piston			112668			VALVE SHIM ASSORTMENT	('15-16) 2x Intake	110917
-Fuel Injection			('15)			111088	Titanium	('15) 2x
-KTM Engine			CLIPS			('15-16)	VALVE SEAL	OILSEAL SET
			106181				111122	
			('15-16)				('15-16) 4x	

- accessories
- body
- handlebar & grips
- cables & levers
- exhaust
- engine
- fuel & intake
- electrical & ignition
- clutch
- drive
- bearings
- brakes
- steering & suspension
- tires
- tools & shop

ENGINE



PISTONS, CONNECTING RODS, SEALS

- accessories
- body
- handlebar & grips
- cables & levers
- exhaust
- engine
- fuel & intake
- electrical & ignition
- clutch
- drive
- bearings
- brakes
- steering & suspension
- tires
- tools & shop

DIRT BIKE	PISTON KIT	SIZE	PISTON PARTS	CONNECTING ROD PARTS	GASKETS	VALVE TRAIN PARTS I	VALVE TRAIN PARTS II	CRANKSHAFT PARTS
HUSQVARNA CONTINUED								
FE 501	PISTON KIT	SIZE	RING SET		COMPLETE	CAM CHAIN	VALVE	CRANKBEARING & SEAL KIT
2014-2016	113952	94.95	105952		112701	107424	111047	114551
4-Stroke	113953	94.96	105952		('14)	('14-16)	('14-16) 2x Exhaust	
Please Note: Nikasil Piston Size	113954	94.97	105952		TOP END 112702	VALVE SHIM ASSORTMENT	114021 Steel	('14-16)
-Std. Compression 11.8:1			112668		('14-15)	111088	114021 Titanium	BEARING 110917
-Forged Piston			('14-16)			('14-16)		('14-16) 2x
-Fuel Injection			CLIPS 106181			114178	VALVE SEAL 111122	OILSEAL SET
-KTM Engine			('14-16)			('14-16)	('14-16) 2x Intake	
TC 510	PISTON KIT	SIZE	RING SET				VALVE	
2003-2005	-	97.00	-				111043	
4-Stroke							('05) 2x Exhaust	
Please Note: Nikasil Piston Size							Titanium 111044	
							('05) 2x Intake	
TC 510	PISTON KIT	SIZE	RING SET	CON. ROD KIT		VALVE SHIM ASSORTMENT		
2006-2009	113955	96.95	105951	113063		111089		
4-Stroke	113956	96.96	105951	('06-09)		('06-09)		
Please Note: Nikasil Piston Size	113957	96.97	105951	CRANKPIN		114179		
			PIN 112940	112940		('06-09)		
-Std. Compression 12.9:1			112675	('06-09)				
-Forged Piston			('06-09)					
			CLIPS 106183					
			('06-09)					
TE 510	PISTON KIT	SIZE	RING SET	CON. ROD KIT		VALVE SHIM ASSORTMENT		
2008-2010	113958	96.95	105894	113063		111089		
4-Stroke	113959	96.96	105894	('08-10)		('08-10)		
Please Note: Nikasil Piston Size	113960	96.97	105894	CRANKPIN		114179		
			PIN 112654	112940		('08-10)		
-Std. Compression 12.9:1			112654	('08-10)				
-Forged Piston			('08-10)					
			CLIPS 106183					
			('08-10)					
TXC 510	PISTON KIT	SIZE	RING SET	CON. ROD KIT		VALVE SHIM ASSORTMENT		
2008-2010	113955	96.95	105951	113063		111089		
4-Stroke	113956	96.96	105951	('08-10)		('08-10)		
Please Note: Nikasil Piston Size	113957	96.97	105951	CRANKPIN		114179		
			PIN 112940	112940		('08-10)		
-Std. Compression 12.9:1			112675	('08-10)				
-Forged Piston			('08-10)					
			CLIPS 106183					
			('08-10)					



PISTONS, CONNECTING RODS, SEALS

DIRT BIKE	PISTON KIT	SIZE	PISTON PARTS	CONNECTING ROD PARTS	GASKETS	VALVE TRAIN PARTS I	VALVE TRAIN PARTS II	CRANKSHAFT PARTS
HUSQVARNA CONTINUED								
SMR 510 2008-2010 4-Stroke Please Note: Nikasil Piston Size -Std. Compression 12.9:1 -Forged Piston	PISTON KIT 113958 113959 113960	SIZE 96.95 96.96 96.97	RING SET 105894 105894 105894 PIN 112654 CLIPS 106183 (*08-10)	CON. ROD KIT 113063 (*08-10) CRANKPIN 112940 (*08-10)		VALVE SHIM ASSORTMENT 111089 (*08-10) 114179 (*08-10)		
TE 511 2011-2013 TXC 511 2011-2013 SMR 511 2011 4-Stroke Please Note: Nikasil Piston Size -Std. Compression 12.0:1 -Forged Piston -Fuel Injection	PISTON KIT 113949 113950 113951	SIZE 100.94 100.95 100.96	RING SET 114001 114001 114001 PIN 112654 (*11-13) CLIPS 106183 (*11-13)					
TC / TE 570 2001-2002 4-Stroke Please Note: Nikasil Piston Size -Std. Compression 10.0:1 -High Compression 11.0:1 -Forged Piston	PISTON KIT 109492 109493 109494 HIGH COMPRESSION 109495 109496	SIZE 97.94 97.95 97.96 97.94 97.95	RING SET 105954 105954 105954 PIN 112677 (*01-02) CLIPS 113982 (*01-02)					
TC / TE 610 1999-2003 4-Stroke Please Note: Nikasil Piston Size -Std. Compression 10.0:1 -High Compression 11.0:1 -Forged Piston	PISTON KIT 109492 109493 109494 HIGH COMPRESSION 109495 109496	SIZE 97.94 97.95 97.96 97.94 97.95	RING SET 105954 105954 105954 PIN 112677 (*99-03) CLIPS 113982 (*99-03)					

- accessories
- body
- handlebar & grips
- cables & levers
- exhaust
- engine**
- fuel & intake
- electrical & ignition
- clutch
- drive
- bearings
- brakes
- steering & suspension
- tires
- tools & shop

ENGINE



PISTONS, CONNECTING RODS, SEALS

DIRT BIKE	PISTON KIT	SIZE	PISTON PARTS	CONNECTING ROD PARTS	GASKETS	VALVE TRAIN PARTS I	VALVE TRAIN PARTS II	CRANKSHAFT PARTS
KAWASAKI								
KX 60	PISTON KIT	SIZE	RING SET	CON. ROD KIT	COMPLETE			CRANKBEARING & SEAL KIT
1988-2004	108998	42.95	105914	112696	107570			114553
2-Stroke	108999	42.96	105914	('85-04)	('85-04)			('88-04)
Please Note: Nikasil Piston Size			PIN	S/E BEARING	TOP-END			BEARING
			110292	106810	111096			110755
			('88-04)	('85-04)	('85-04)			('85-04) 2x
			CLIPS	B/E BEARING				OILSEAL SET
			110319	110668				107988
			('88-04)	('85-04)				('85-04)
				CRANKPIN				
				106199				
				('85-04)				
KX 65	PISTON KIT	SIZE	RING SET	CON. ROD KIT	COMPLETE			CRANKBEARING & SEAL KIT
2000-2016	108994	44.45	105913	112696	107568			114553
2-Stroke	108995	44.46	105913	('00-16)	('00-05)			('00-16)
Please Note: Nikasil Piston Size	108996	44.47	105913		107569			
	108997	44.48	105913	S/E BEARING	('06-15)			BEARING
			PIN	106810	TOP-END			110755
			110292	('00-16)	107757			('00-16) 2x
			('00-16)	B/E BEARING				OILSEAL SET
			CLIPS	110668				107988
			110319	('00-16)				('00-16)
			('00-16)	CRANKPIN				
				106199				
				('00-16)				
KDX 80	PISTON KIT	SIZE	RING SET					
1982-1988	-	-	-					
2-Stroke								
KX 80 (79cc)	PISTON KIT	SIZE	RING SET	CON. ROD KIT	COMPLETE			CRANKBEARING & SEAL KIT
1981-1985 + 1991	109173	46.95	105916	106075	107571			114553
2-Stroke	109174	46.97	105916	('82-97)	('91-97)			('85-00)
Please Note: Nikasil Piston Size			PIN	S/E BEARING	TOP-END			
			110297	106811	107758			BEARING
			('81-00)	('82-00)	('90)			('82-00)
			CLIPS	B/E BEARING				OILSEAL SET
			110321	110670	107760			107988
			('81-00)	('82-97)	('98-00)			('85-00)
				110671				
				('98-00)				
				CRANKPIN				
				106201				
				('82-00)				



PISTONS, CONNECTING RODS, SEALS

DIRT BIKE	PISTON KIT	SIZE	PISTON PARTS	CONNECTING ROD PARTS	GASKETS	VALVE TRAIN PARTS I	VALVE TRAIN PARTS II	CRANKSHAFT PARTS
KAWASAKI CONTINUED								
KX 80 (82cc)	PISTON KIT	SIZE	RING SET	CON. ROD KIT	TOP-END			CRANKBEARING & SEAL KIT
1986-1989 2-Stroke Please Note: Nikasil Piston Size	-	48.00	-	106075 (’82-97)	107758 (’90)			114553 (’85-00)
			PIN 110297 (’81-00)	S/E BEARING 106811 (’82-00)				BEARING 110755 (’82-00)
			CLIPS 110321 (’81-00)	B/E BEARING 110670 (’82-97)				OILSEAL SET 107988 (’85-00)
				CRANKPIN 106201 (’82-00)				
KX 80 (82cc)	PISTON KIT	SIZE	RING SET	CON. ROD KIT	COMPLETE			CRANKBEARING & SEAL KIT
1990-2000 2-Stroke Please Note: Nikasil Piston Size	109176 109177 109178 109179	47.94 47.95 47.96 47.97	105915 105915 105915 105915	106075 (’82-97) 106076 (’98-00)	107571 (’91-97) 107572 (’98-00)			114553 (’85-00)
			PIN 110297 (’81-00)	S/E BEARING 106811 (’82-00)	TOP-END 107758 (’90) 107759 (’91-97) 107760 (’98-00)			BEARING 110755 (’82-00)
			CLIPS 110321 (’81-00)	B/E BEARING 110670 (’82-97) 110671 (’98-00)				OILSEAL SET 107988 (’85-00)
				CRANKPIN 106201 (’82-00)				
KX 85	PISTON KIT	SIZE	RING SET	CON. ROD KIT	COMPLETE			CRANKBEARING & SEAL KIT
2001-2013 2-Stroke Please Note: Nikasil Piston Size	109184 109185 109186	48.45 48.46 48.47	105917 105917 105917	106076 (’01-16)	107573 (’01-06) 107574 (’07-13)			114553 (’01-16)
			PIN 110297 (’01-13)	S/E BEARING 106811 (’01-16)	TOP-END 107761 (’01-13)			BEARING 110755 (’01-16) 2x
			CLIPS 110321 (’01-16)	B/E BEARING 110671 (’01-16)				OILSEAL SET 107988 (’01-16)
				CRANKPIN 106201 (’01-16)				
KX 85	PISTON KIT	SIZE	RING SET	CON. ROD KIT				CRANKBEARING & SEAL KIT
2014-2016 2-Stroke Please Note: Nikasil Piston Size	113401 113402 113403	48.45 48.46 48.47	112678 112678 112678	106076 (’01-16)				114553 (’01-16)
			CLIPS 110321 (’01-16)	S/E BEARING 106811 (’01-16)				BEARING 110755 (’01-16) 2x
				B/E BEARING 110671 (’01-16)				OILSEAL SET 107988 (’01-16)
				CRANKPIN 106201 (’01-16)				

- accessories
- body
- handlebar & grips
- cables & levers
- exhaust
- engine
- fuel & intake
- electrical & ignition
- clutch
- drive
- bearings
- brakes
- steering & suspension
- tires
- tools & shop

ENGINE



PISTONS, CONNECTING RODS, SEALS

- accessories
- body
- handlebar & grips
- cables & levers
- exhaust
- engine
- fuel & intake
- electrical & ignition
- clutch
- drive
- bearings
- brakes
- steering & suspension
- tires
- tools & shop

DIRT BIKE	PISTON KIT	SIZE	PISTON PARTS	CONNECTING ROD PARTS	GASKETS	VALVE TRAIN PARTS I	VALVE TRAIN PARTS II	CRANKSHAFT PARTS
KAWASAKI CONTINUED								
KX 100	PISTON KIT	SIZE	RING SET	CON. ROD KIT	TOP-END			CRANKBEARING & SEAL KIT
1998-2016 2-Stroke Please Note: Nikasil Piston Size	-	52.50	-	106076 (‘98-16)	107762 (‘98-13)			114553 (‘98-16)
				S/E BEARING 106811 (‘98-16)				BEARING 110755 (‘98-16) 2x
				B/E BEARING 110671 (‘98-16)				OILSEAL SET 107988 (‘98-16)
				CRANKPIN 106201 (‘98-16)				
KX 125	PISTON KIT	SIZE	RING SET	CON. ROD KIT				CRANKBEARING & SEAL KIT
1982-1986 2-Stroke Please Note: Nikasil Piston Size	-	56.00	-	106077 (‘78-87)				BEARING 110758 (‘80-87) Left 110755 (‘82-84) Right 110772 (‘85-87) Right
			PIN 110306 (‘82-91)	S/E BEARING 106812 (‘82-93)				OILSEAL SET 107987 (‘82-84) 107990 (‘85-87)
			CLIPS 106174 (‘82-87)	B/E BEARING 110672 (‘78-87)				
				CRANKPIN 106203 (‘82-02)				
KX 125	PISTON KIT	SIZE	RING SET	CON. ROD KIT				CRANKBEARING & SEAL KIT
1987 2-Stroke Please Note: Nikasil Piston Size	-	56.00	-	106077 (‘78-87)				BEARING 110758 (‘80-87) Left 110772 (‘85-87) Right
			PIN 110306 (‘82-91)	S/E BEARING 106812 (‘82-93)				OILSEAL SET 107990 (‘85-87)
			CLIPS 106174 (‘82-87)	B/E BEARING 110672 (‘78-87)				
				CRANKPIN 106203 (‘82-02)				
KX 125	PISTON KIT	SIZE	RING SET	CON. ROD KIT	TOP-END			CRANKBEARING & SEAL KIT
1988-1989 2-Stroke Please Note: Nikasil Piston Size	-	56.00	-	106082 (‘88-91)	107763 (‘89)			114554 (‘88-08)
			PIN 110306 (‘82-91)	S/E BEARING 106812 (‘82-93)				BEARING 110773 (‘88-08) 2x
			CLIPS 110325 (‘88-93)	B/E BEARING 106830 (‘88-91)				OILSEAL SET 107991 (‘88-08)
				CRANKPIN 106203 (‘82-02)				



PISTONS, CONNECTING RODS, SEALS

DIRT BIKE	PISTON KIT	SIZE	PISTON PARTS	CONNECTING ROD PARTS	GASKETS	VALVE TRAIN PARTS I	VALVE TRAIN PARTS II	CRANKSHAFT PARTS
KAWASAKI CONTINUED								
KX 125	PISTON KIT	SIZE	RING SET	CON. ROD KIT	TOP-END			CRANKBEARING & SEAL KIT
1990 2-Stroke Please Note: Nikasil Piston Size	-	56.00	-	106082 (‘88-91)	107764 (‘90-91)			114554 (‘88-08)
			PIN 110306 (‘82-91)	S/E BEARING 106812 (‘82-93)				BEARING 110773 (‘88-08) 2x
			CLIPS 110325 (‘88-93)	B/E BEARING 106830 (‘88-91)				OILSEAL SET 107991 (‘88-08)
				CRANKPIN 106203 (‘82-02)				
KX 125	PISTON KIT	SIZE	RING SET	CON. ROD KIT	TOP-END			CRANKBEARING & SEAL KIT
1991 2-Stroke Please Note: Nikasil Piston Size	-	56.00	-	106082 (‘88-91)	107764 (‘90-91)			114554 (‘88-08)
			PIN 110306 (‘82-91)	S/E BEARING 106812 (‘82-93)				BEARING 110773 (‘88-08) 2x
			CLIPS 110325 (‘88-93)	B/E BEARING 106830 (‘88-91)				OILSEAL SET 107991 (‘88-08)
				CRANKPIN 106203 (‘82-02)				
KX 125	PISTON KIT	SIZE	RING SET	CON. ROD KIT	TOP-END			CRANKBEARING & SEAL KIT
1992-1993 2-Stroke Please Note: Nikasil Piston Size	109202 109203 109204	53.95 53.96 53.97	105919 105919 105919	106077 (‘92-93)	107765 (‘92-94)			114554 (‘88-08)
			PIN 110304 (‘92-93)	S/E BEARING 106812 (‘82-93)				BEARING 110773 (‘88-08) 2x
			CLIPS 110325 (‘88-93)	B/E BEARING 110672 (‘92-08)				OILSEAL SET 107991 (‘88-08)
				CRANKPIN 106203 (‘82-02)				
KX 125	PISTON KIT	SIZE	RING SET	CON. ROD KIT	TOP-END			CRANKBEARING & SEAL KIT
1994 2-Stroke Please Note: Nikasil Piston Size	109205 109206 109207	53.95 53.96 53.97	105919 105919 105919	106078 (‘94-97)	107765 (‘92-94)			114554 (‘88-08)
			PIN 112679 (‘94-08)	S/E BEARING 106813 (‘94-08)				BEARING 110773 (‘88-08) 2x
			CLIPS 106173 (‘94-08)	B/E BEARING 110672 (‘92-08)				OILSEAL SET 107991 (‘88-08)
				CRANKPIN 106203 (‘82-02)				

- accessories
- body
- handlebar & grips
- cables & levers
- exhaust
- engine
- fuel & intake
- electrical & ignition
- clutch
- drive
- bearings
- brakes
- steering & suspension
- tires
- tools & shop

ENGINE



PISTONS, CONNECTING RODS, SEALS

DIRT BIKE	PISTON KIT	SIZE	PISTON PARTS	CONNECTING ROD PARTS	GASKETS	VALVE TRAIN PARTS I	VALVE TRAIN PARTS II	CRANKSHAFT PARTS
KAWASAKI CONTINUED								
KX 125	PISTON KIT	SIZE	RING SET	CON. ROD KIT	COMPLETE			CRANKBEARING & SEAL KIT
1995-1997	109208	53.95	113454	106078	107575			114554
2-Stroke	113404	53.96	113454	('94-97)	('95-97)			('88-08)
Please Note:	113405	53.97	113454					
Nikasil Piston Size	113406	53.98	113454	S/E BEARING	TOP-END			BEARING
- Forged Piston			CLIPS	106813	107766			110773
			106173	B/E BEARING				('88-08) 2x
			('94-08)	110672				OILSEAL SET
				('92-08)				107991
				CRANKPIN				('88-08)
				106203				
				('82-02)				
KX 125	PISTON KIT	SIZE	RING SET	CON. ROD KIT	COMPLETE			CRANKBEARING & SEAL KIT
1998-2000	109213	53.96	105920	106079	107576			114554
2-Stroke		53.97	105920	('98-02)	('98-00)			('88-08)
Please Note:	109215	53.98	105920					
Nikasil Piston Size	109216	53.99	105920	S/E BEARING	TOP-END			BEARING
			PIN	106813	107767			110773
			112679	B/E BEARING				('88-08) 2x
			('94-08)	110672				OILSEAL SET
			CLIPS	('92-08)				107991
			106173	CRANKPIN				('88-08)
			('94-08)	106203				
				('82-02)				
KX 125	PISTON KIT	SIZE	RING SET	CON. ROD KIT	COMPLETE			CRANKBEARING & SEAL KIT
2001-2002	109218	53.96	105920	106079	107577			114554
2-Stroke	109219	53.97	105920	('98-02)	('01-02)			('88-08)
Please Note:	109220	53.98	105920					
Nikasil Piston Size			PIN	106813	107767			BEARING
			112679	B/E BEARING				110773
			('94-08)	110672				('88-08) 2x
			CLIPS	('92-08)				OILSEAL SET
			106173	CRANKPIN				107991
			('94-08)	106203				('88-08)
				('82-02)				
KX 125	PISTON KIT	SIZE	RING SET	CON. ROD KIT	COMPLETE			CRANKBEARING & SEAL KIT
2003-2008	109223	53.95	105920	106080	107578			114554
2-Stroke	109224	53.96	105920	('03-08)	('03-08)			('88-08)
Please Note:	109225	53.97	105920					
Nikasil Piston Size			PIN	106813	107768			BEARING
			112679	B/E BEARING				110773
			('94-08)	110672				('88-08) 2x
			CLIPS	('92-08)				OILSEAL SET
			106173	CRANKPIN				107991
			('94-08)	106203				('88-08)
KDX 125	PISTON KIT	SIZE	RING SET	CON. ROD KIT				
2-Stroke	-	-	-	106082				



PISTONS, CONNECTING RODS, SEALS

DIRT BIKE	PISTON KIT	SIZE	PISTON PARTS	CONNECTING ROD PARTS	GASKETS	VALVE TRAIN PARTS I	VALVE TRAIN PARTS II	CRANKSHAFT PARTS
KAWASAKI CONTINUED								
KMX 125 2-Stroke Please Note: Nikasil Piston Size - Forged Piston	PISTON KIT 109226 01.4251.C 01.4251.D	SIZE 53.94 53.95 53.56	RING SET 113461 113461 113461 PIN 110306 CLIPS 106174	CON. ROD KIT 106081 S/E BEARING 106812 B/E BEARING 106830 CRANKPIN 106204				
KDX 200 1986-2006 2-Stroke Please Note: Nikasil Piston Size 109231-34 is Cast Piston	PISTON KIT 109231 109232 109233 109234 PISTON KIT 114328 114329 114330 114331	SIZE 65.94 65.95 65.96 65.97	RING SET 105922 105922 105922 105922 PIN 106146 (‘86-06) CLIPS 110325 (‘86-06) RING SET	CON. ROD KIT 106077 (‘86-87) 106082 (‘88-06) S/E BEARING 106812 (‘88-06) B/E BEARING 106830 (‘88-06) CRANKPIN 106203 (‘88-06)	COMPLETE 107579 (‘95-06) TOP-END 107769 (‘95-06)			CRANKBEARING & SEAL KIT BEARING 110759 (‘83-06) 2x OILSEAL SET 107992 (‘90-91) 107993 (‘92-06)
KDX 220 R 1998-2005 2-Stroke	PISTON KIT -	SIZE 69.00	RING SET -	CON. ROD KIT 106082 (‘98-05) S/E BEARING 106812 (‘98-05) B/E BEARING 106830 (‘98-05) CRANKPIN 106203 (‘98-05)	COMPLETE 113050 (‘98-05) TOP-END 113056 (‘98-05)			CRANKBEARING & SEAL KIT BEARING 110759 (‘98-05) 2x OILSEAL SET 107993 (‘98-05)
KDX 250 E 1992-1995 2-Stroke Please Note: Nikasil Piston Size	PISTON KIT 109240 109241 109242	SIZE 67.35 67.36 67.37	RING SET 105923 105923 105923 CLIPS (‘92-95)	CON. ROD KIT 106083 (‘91-94) S/E BEARING 106814 (‘91-94) B/E BEARING 110676 (‘91-94) CRANKPIN 110333 (‘91-94)				

- accessories
- body
- handlebar & grips
- cables & levers
- exhaust
- engine**
- fuel & intake
- electrical & ignition
- clutch
- drive
- bearings
- brakes
- steering & suspension
- tires
- tools & shop

ENGINE



PISTONS, CONNECTING RODS, SEALS

- accessories
- body
- handlebar & grips
- cables & levers
- exhaust
- engine
- fuel & intake
- electrical & ignition
- clutch
- drive
- bearings
- brakes
- steering & suspension
- tires
- tools & shop

DIRT BIKE	PISTON KIT	SIZE	PISTON PARTS	CONNECTING ROD PARTS	GASKETS	VALVE TRAIN PARTS I	VALVE TRAIN PARTS II	CRANKSHAFT PARTS
KAWASAKI CONTINUED								
KX 250	PISTON KIT	SIZE	RING SET	CON. ROD KIT	TOP-END			CRANKBEARING & SEAL KIT
1987-1989 2-Stroke Please Note: Nikasil Piston Size	-	67.40	-	106083 (‘78-08)	107770 (‘88-91)			114555 (‘87-01)
			CLIPS 106176 (‘87-91)	S/E BEARING 106814 (‘78-08)				BEARING 110775 (‘87-01) 2x
				B/E BEARING 110676 (‘78-08)				OILSEAL SET 107994 (‘80-08)
				CRANKPIN 110333 (‘78-08)				
KX 250	PISTON KIT	SIZE	RING SET	CON. ROD KIT	TOP-END			CRANKBEARING & SEAL KIT
1990-1991 2-Stroke Please Note: Nikasil Piston Size	109240 109241 109242	67.35 67.36 67.37	105923 105923 105923	106083 (‘78-08)	107770 (‘88-91)			114555 (‘87-01)
			CLIPS 106176 (‘87-91)	S/E BEARING 106814 (‘78-08)				BEARING 110775 (‘87-01) 2x
				B/E BEARING 110676 (‘78-08)				OILSEAL SET 107994 (‘80-08)
				CRANKPIN 110333 (‘78-08)				
KX 250	PISTON KIT	SIZE	RING SET	CON. ROD KIT	COMPLETE			CRANKBEARING & SEAL KIT
1992-2004 2-Stroke Please Note: Nikasil Piston Size	109243 109244 109245	66.35 66.36 66.37	105925 105925 105925	106083 (‘78-08)	107580 (‘93-03) 107581 (‘04)			114555 (‘87-01)
			CLIPS 106814	S/E BEARING 106814				
				B/E BEARING 110676 (‘78-08)				
				CRANKPIN 110333 (‘78-08)				
KX 250	PISTON KIT	SIZE	RING SET	CON. ROD KIT	COMPLETE			CRANKBEARING & SEAL KIT
2005-2008 2-Stroke Please Note: Nikasil Piston Size	109260 109261 109262 & 109247	66.35 66.36 66.37 67.50	105926 105926 105926	106083 (‘78-08)	107582 (‘05-08)			
			CLIPS 106177 (‘92-08)	S/E BEARING 106814 (‘78-08)	TOP-END 107774 (‘05-08)			BEARING 110914 (‘03-08) 2x
				B/E BEARING 110676 (‘78-08)				OILSEAL SET 107994 (‘80-08)
				CRANKPIN 110333 (‘78-08)				
Replating or Cylinder Sleeving Required for Over- sized -Molycoated Skirt								



PISTONS, CONNECTING RODS, SEALS

DIRT BIKE	PISTON KIT	SIZE	PISTON PARTS	CONNECTING ROD PARTS	GASKETS	VALVE TRAIN PARTS I	VALVE TRAIN PARTS II	CRANKSHAFT PARTS
KAWASAKI CONTINUED								
KX 250 F 2004-2005 4-Stroke	PISTON KIT 109264 113866 113867	SIZE 76.96 76.97 76.98	RING SET 105927 105927 105927 PIN 106143 (‘04-09) CLIPS 110325 (‘04-16)	CON. ROD KIT 106084 (‘04-09) B/E BEARING 110681 (‘04-09) CRANKPIN 106220 (‘04-09)	COMPLETE 107583 (‘04-05) TOP-END 107775 (‘04-08) CRANKPIN 107776 (‘04-08) 107775 (‘04-08)	CAM CHAIN 107377 (‘04-16) VALVE SHIM ASSORTMENT 111087 (‘04-16) 114177 (‘04-16)	VALVE 111000 (‘04-16) 2x Exhaust Titanium 111001 (‘04-08) 2x Intake Titanium OVERSIZE VALVE + 1.00 MM. 110999 (‘04-08) Intake TI-STEEL CONVERSION KIT 114024 (‘04-16) Exhaust 114029 (‘04-06) Intake VALVE SEAL 111117 (‘04-16) 4x	CRANKSHAFT 106260 (‘04-08) CRANKBEARING & SEAL KIT 114556 (‘04-16) BEARING 110728 (‘04-16) 2x CRANKSEAL 111268 (‘04-16) Right
KX 250 F 2006-2009 4-Stroke	PISTON KIT 113868 113869 109270 & 109267	SIZE 76.96 76.97 76.98 79.00	RING SET 105928 105928 105928 PIN 106143 (‘04-09) CLIPS 110325 (‘04-16)	CON. ROD KIT 106084 (‘04-09) B/E BEARING 110681 (‘04-09) CRANKPIN 106220 (‘04-09)	COMPLETE 107584 (‘06-08) 107585 (‘09-14) TOP-END 107775 (‘04-08) 107776 (‘09-16)	CAM CHAIN 107377 (‘04-16) VALVE SHIM ASSORTMENT 111087 (‘04-16) 114177 (‘04-16)	VALVE 111000 (‘04-16) 2x Exhaust Titanium 111001 (‘04-08) 2x Intake Titanium 111028 (‘09-16) 2x Intake Titanium OVERSIZE VALVE + 1.00 MM. 110999 (‘04-08) Intake TI-STEEL CONVERSION KIT 114024 (‘04-16) Exhaust 114029 (‘04-06) Intake 114030 (‘07-08) Intake 114031 (‘09-10) Intake VALVE SEAL 111117 (‘04-16) 4x	CRANKSHAFT 106260 (‘04-08) CRANKBEARING & SEAL KIT 114556 (‘04-16) BEARING 110728 (‘04-16) 2x CRANKSEAL 111268 (‘04-16) Right

- accessories
- body
- handlebar & grips
- cables & levers
- exhaust
- engine
- fuel & intake
- electrical & ignition
- clutch
- drive
- bearings
- brakes
- steering & suspension
- tires
- tools & shop

ENGINE



PISTONS, CONNECTING RODS, SEALS

DIRT BIKE	PISTON KIT	SIZE	PISTON PARTS	CONNECTING ROD PARTS	GASKETS	VALVE TRAIN PARTS I	VALVE TRAIN PARTS II	CRANKSHAFT PARTS
KAWASAKI CONTINUED								
KX 250 F	PISTON KIT	SIZE	RING SET	CON. ROD KIT	COMPLETE	CAM CHAIN	VALVE	CRANKBEARING & SEAL KIT
2010 4-Stroke	109271 109272	76.96 76.97	105907 105907	106085 (*10-11)	107585 (*09-16)	107377 (*04-16)	111000 (*04-16) 2x Exhaust Titanium 111028 (*09-16) 2x Intake Titanium OVERSIZE VALVE + 1.00 MM. 110999 (*04-10) Intake TI-STEEL CONVERSION KIT 114024 (*04-16) Exhaust 114031 (*09-10) Intake VALVE SEAL 111117 (*04-16) 4x	114556 (*04-16) BEARING 110728 (*04-16) 2x CRANKSEAL 111268 (*04-16) Right
Please Note: Nikasil Piston Size	109273	76.98	105907	CRANKPIN 112939	TOP-END 107776	VALVE SHIM ASSORTMENT		
-Std. Compression 13.2:1 -Forged Piston			112672 (*10-14) CLIPS 110325 (*04-16)	(*10-16)	(*09-16)	111087 (*04-16) 114177 (*04-16)		
KX 250 F	PISTON KIT	SIZE	RING SET	CON. ROD KIT	COMPLETE	CAM CHAIN	VALVE	CRANKBEARING & SEAL KIT
2011-2014 4-Stroke	114332 114333	76.96 76.97	105907 105907	106085 (*10-11)	107585 (*09-16)	107377 (*04-16)	111000 (*04-16) 2x Exhaust Titanium 111028 (*09-16) 2x Intake Titanium TI-STEEL CONVERSION KIT 114024 (*04-16) Exhaust 114032 (*11-16) Intake VALVE SEAL 111117 (*04-16) 4x	114556 (*04-16) BEARING 110728 (*04-16) 2x CRANKSEAL 111268 (*04-16) Right
Please Note: Nikasil Piston Size	114334	76.98	105907	113544 (*12-16)	TOP-END 107776	VALVE SHIM ASSORTMENT		
-Std. Compression 13.5:1 -Forged Piston -Fuel Injection			112672 (*10-14) CLIPS 110325 (*04-16)	B/E BEARING 113630 (*12-16) CRANKPIN 112939 (*10-16)	(*09-16)	111087 (*04-16) 114177 (*04-16)		
KX 250 F	PISTON KIT	SIZE	RING SET	CON. ROD KIT	TOP-END	CAM CHAIN	VALVE	CRANKBEARING & SEAL KIT
2015-2016 4-Stroke	112633 112634	76.96 76.97	105907 105907	113544 (*12-16)	107776 (*09-16)	107377 (*04-16)	111000 (*04-16) 2x Exhaust Titanium 111028 (*09-16) 2x Intake Titanium TI-STEEL CONVERSION KIT 114024 (*04-16) Exhaust 114032 (*11-16) Intake VALVE SEAL 111117 (*04-16) 4x	114556 (*04-16) BEARING 110728 (*04-16) 2x CRANKSEAL 111268 (*04-16) Right VALVE SEAL 111117 (*04-16) 4x
Please Note: Nikasil Piston Size	112635	76.98	105907	B/E BEARING 113630	TOP-END 107776	VALVE SHIM ASSORTMENT		
-Std. Compression 13.8:1 -Forged Piston -Fuel Injection			110325 (*04-16)	(*12-16)	(*09-16)	111087 (*04-16) 114177 (*04-16)		
				CRANKPIN 112939 (*10-16)				



PISTONS, CONNECTING RODS, SEALS

DIRT BIKE	PISTON KIT	SIZE	PISTON PARTS	CONNECTING ROD PARTS	GASKETS	VALVE TRAIN PARTS I	VALVE TRAIN PARTS II	CRANKSHAFT PARTS
KAWASAKI CONTINUED								
KLX 400 R	PISTON KIT	SIZE	RING SET	CON. ROD KIT	COMPLETE	CAM CHAIN	VALVE	CRANKBEARING & SEAL KIT
2003	113862	89.96	105909	106067	107565	107393	110986	
4-Stroke	113863	89.97	105909	('03)	('03)	('03)	('03) 2x Exhaust Steel	
Please Note: Nikasil Piston Size	113864	89.98	105909	B/E BEARING	TOP-END	VALVE SHIM ASSORTMENT	110987	BEARING
-Std. Compression 12.2:1			CLIPS	110688	107754	111089	('03) 2x Intake Steel	110765
-Forged Piston			('03)	('03)	('03)	('03)		('03) 2x
						114179		
						('03)		
KX 450 F	PISTON KIT	SIZE	RING SET	CON. ROD KIT	COMPLETE	CAM CHAIN	VALVE	
2006-2008	109274	95.97	105881	106087	107586	107407	111029	
4-Stroke	109275	95.98	105881	('06-08)	('06-08)	('06-08)	('06-08) 2x Exhaust Titanium	
Please Note: Nikasil Piston Size	109276	95.99	105881	B/E BEARING	TOP-END	VALVE SHIM ASSORTMENT	111030	
-Std. Compression 12.0:1			PIN	110686	107777		('06-08) 2x Intake Titanium	
-Forged Piston			110310	('06-16)	('06-08)	111089		
			('06-08)	CRANKPIN			TI-STEEL CONVERSION SET	
			CLIPS	110344			111062	
			106181	('06-08)			('06-08) Exhaust	
			('06-16)				111082	
							('06-08) Intake	
							VALVE SEAL	
							111118	
							('06-16) 4x	
KX 450 F	PISTON KIT	SIZE	RING SET	CON. ROD KIT	COMPLETE	CAM CHAIN	VALVE	
2009-2012	109279	95.97	105912	106088	107589	107408	111031	
4-Stroke	109280	95.98	105912	('09-16)	('09-15)	('09-16)	('09-15) 2x Exhaust Titanium	
Please Note: Nikasil Piston Size	109281	95.99	105912	B/E BEARING	TOP-END	VALVE SHIM ASSORTMENT	111032	
-Std. Compression 12.5:1			PIN	110686	107780		('09-15) 2x Intake Titanium	
-Forged Piston			112668	('06-16)	('09-15)	111089		
-Fuel Injection			('09-16)	CRANKPIN			TI-STEEL CONVERSION SET	
			CLIPS	106223			111063	
			106181	('09-16)			('09-15) Exhaust	
			('06-16)				111083	
							('09-15) Intake Steel	
							VALVE SEAL	
							111118	
							('06-16) 4x	

- accessories
- body
- handlebar & grips
- cables & levers
- exhaust
- engine**
- fuel & intake
- electrical & ignition
- clutch
- drive
- bearings
- brakes
- steering & suspension
- tires
- tools & shop

ENGINE



PISTONS, CONNECTING RODS, SEALS

DIRT BIKE	PISTON KIT	SIZE	PISTON PARTS	CONNECTING ROD PARTS	GASKETS	VALVE TRAIN PARTS I	VALVE TRAIN PARTS II	CRANKSHAFT PARTS
KAWASAKI CONTINUED								
KX 450 F 2013-2014 4-Stroke	PISTON KIT 113873 113874	SIZE 95.97 95.98	RING SET 105912 105912	CON. ROD KIT 106088 ('09-16)	COMPLETE 107589 ('09-15)	CAM CHAIN 107408 ('09-16)	VALVE 111031 ('09-15) 2x Exhaust Titanium 111032 ('09-15) 2x Intake Titanium	
Please Note: Nikasil Piston Size	113875	95.99	105912	B/E BEARING 110686	TOP-END 107780	VALVE SHIM ASSORTMENT		
-Std. Compression 12.5:1 -Forged Piston -Fuel Injection			112668 ('09-16)	('06-16)	('09-15)	111089 ('06-16)	TI-STEEL CONVERSION SET 111063 ('09-15) Exhaust 111083 ('09-15) Intake Steel	
			CLIPS 106181 ('06-16)	CRANKPIN 106223 ('09-16)		114179 ('06-16)	VALVE SEAL 111118 ('06-16) 4x	
KX 450 F 2015 4-Stroke	PISTON KIT 112636 112637	SIZE 95.97 95.98	RING SET 105912 105912	CON. ROD KIT 106088 ('09-16)	COMPLETE 107589 ('09-15)	CAM CHAIN 107408 ('09-16)	VALVE 111031 ('09-15) 2x Exhaust Titanium 111032 ('09-15) 2x Intake Titanium	
Please Note: Nikasil Piston Size	112638	95.99	105912	B/E BEARING 110686	TOP-END 107780	VALVE SHIM ASSORTMENT		
-Std. Compression 12.8:1 -Forged Piston -Fuel Injection			112668 ('09-16)	('06-16)	('09-15)	111089 ('06-16)	TI-STEEL CONVERSION SET 111063 ('09-15) Exhaust 111083 ('09-15) Intake Steel	
			CLIPS 106181 ('06-16)	CRANKPIN 106223 ('09-16)		114179 ('06-16)	VALVE SEAL 111118 ('06-16) 4x	
KX 450 F 2016 4-Stroke	PISTON KIT 113873 113874	SIZE 95.97 95.98	RING SET 105912 105912	CON. ROD KIT 106088 ('09-16)		CAM CHAIN 107408 ('09-16)	VALVE SEAL 111118 ('06-16) 4x	
Please Note: Nikasil Piston Size	113875	95.99	105912	B/E BEARING 110686 ('06-16)		VALVE SHIM ASSORTMENT		
-Std. Compression 12.8:1 -Forged Piston -Fuel Injection			112668 ('09-16)	('06-16)		111089 ('06-16)		
			CLIPS 106181 ('06-16)	CRANKPIN 106223 ('09-16)		114179 ('06-16)		



PISTONS, CONNECTING RODS, SEALS

DIRT BIKE	PISTON KIT	SIZE	PISTON PARTS	CONNECTING ROD PARTS	GASKETS	VALVE TRAIN PARTS I	VALVE TRAIN PARTS II	CRANKSHAFT PARTS
KAWASAKI CONTINUED								
KLX 450 R 2008-2015 4-Stroke Please Note: Nikasil Piston Size -Std. Compression 12.0:1 -Forged Piston	PISTON KIT 109274 109275 109276	SIZE 95.97 95.98 95.99	RING SET 105881 105881 105881 PIN 110310 CLIPS 106181 (‘08-15)	B/E BEARING 110686 (‘08-15)	COMPLETE 113051 (‘08-15) TOP-END 107777 (‘08-15)	CAM CHAIN 107407 (‘08-15) VALVE SHIM ASSORTMENT 111089 (‘08-15) 114179 (‘08-15)	VALVE SEAL 111118 (‘08-15) 2x Intake 111118 (‘08-15) 2x Exhaust	
KX 500 1988-2004 2-Stroke Please Note: Nikasil Piston Size	PISTON KIT 109277 109278	SIZE 85.94 85.95	RING SET 105929 105929	S/E BEARING 106815 (‘85-04)	COMPLETE 107588 (‘89-04) TOP-END 107779 (‘89-04)			CRANKBEARING & SEAL KIT 114557 (‘83-04) BEARING 110762 (‘83-04) 2x OILSEAL SET 107996 (‘83-04)
KTM								
KTM 50 Adventure 2002-2008 2-Stroke Please Note: Nikasil Piston Size -Molycoated Skirt	PISTON KIT 109337 109338 109339	SIZE 39.46 39.47 39.48	RING SET 105930 105930 105930 PIN 106131 (‘02-08) CLIPS 110318 (‘02-08)	S/E BEARING 106823 (‘02-08)	COMPLETE 107590 (‘02-08) TOP-END 107798 (‘02-08)			BEARING 110713 (‘02-08) 2x
KTM 50 SX 2001-2008 2-Stroke Please Note: Nikasil Piston Size -Molycoated Skirt	PISTON KIT 109337 109338 109339	SIZE 39.46 39.47 39.48	RING SET 105930 105930 105930 PIN 106131 (‘01-08) CLIPS 110318 (‘01-08)	S/E BEARING 106823 (‘01-16)	COMPLETE 107590 (‘01-08) TOP-END 107798 (‘01-08)			BEARING 110713 (‘01-08) 2x OILSEAL SET 108004 (‘01-08)

- accessories
- body
- handlebar & grips
- cables & levers
- exhaust
- engine
- fuel & intake
- electrical & ignition
- clutch
- drive
- bearings
- brakes
- steering & suspension
- tires
- tools & shop

ENGINE



PISTONS, CONNECTING RODS, SEALS

DIRT BIKE	PISTON KIT	SIZE	PISTON PARTS	CONNECTING ROD PARTS	GASKETS	VALVE TRAIN PARTS I	VALVE TRAIN PARTS II	CRANKSHAFT PARTS
KTM CONTINUED								
KTM 50 SX	PISTON KIT	SIZE	RING SET	S/E BEARING	COMPLETE			
2009-2016	113408	39.46	105930	106823	112851			
2-Stroke	113409	39.47	105930	('01-16)	('09-16)			
Please Note:	113410	39.48	105930					
Nikasil Piston Size					TOP-END			
					107799			
					('09-16)			
-Molycoated Skirt	PISTON KIT	SIZE	RING SET	CON. ROD KIT	COMPLETE			CRANKBEARING & SEAL KIT
KTM 60 SX								114558
1997-1999	109340	43.46	105931	106102	107591			('97-99)
2-Stroke				('97-99)	('97-99)			
Please Note:			CLIPS	S/E BEARING	TOP-END			BEARING
Nikasil Piston Size			110318	106790	107800			110755
			('97-99)	('97-99)	('97-99)			('97-99) 2x
				B/E BEARING				OILSEAL SET
				110666				108005
				('97-99)				('97-99)
				CRANKPIN				
				106196				
				('97-99)				
KTM 65 SX	PISTON KIT	SIZE	RING SET	CON. ROD KIT	COMPLETE			CRANKBEARING & SEAL KIT
2000-2008	109342	44.96	105932	106102	107591			114558
2-Stroke	109343	44.97	105932	('00-02)	('00-08)			('00-08)
Please Note:	109344	44.98	105932	106103				
Nikasil Piston Size				('03-08)	TOP-END			BEARING
			CLIPS	S/E BEARING	107800			
			110318	106790	('00-08)			
			('00-16)	('00-16)				
-Molycoated Skirt				B/E BEARING				OILSEAL SET
				110666				108005
				('00-16)				('00-08)
				CRANKPIN				
				106196				
				('00-02)				
				106195				
				('03-08)				
KTM 65 SX	PISTON KIT	SIZE	RING SET	CON. ROD KIT	COMPLETE			CRANKBEARING & SEAL KIT
2009-2016	109345	44.96	105932	106104	107592			114559
2-Stroke	109346	44.97	105932	('09-16)	('09-16)			('09-16)
Please Note:	109347	44.98	105932					
Nikasil Piston Size	112639	44.99	105932	S/E BEARING	TOP-END			BEARING
				106790	107801			
			CLIPS	('00-16)	('09-16)			
			110318	B/E BEARING				OILSEAL SET
			('00-16)	110666				108011
				('00-16)				('09-16)
				CRANKPIN				
				110329				
				('09-16)				



PISTONS, CONNECTING RODS, SEALS

DIRT BIKE	PISTON KIT	SIZE	PISTON PARTS	CONNECTING ROD PARTS	GASKETS	VALVE TRAIN PARTS I	VALVE TRAIN PARTS II	CRANKSHAFT PARTS
KTM CONTINUED								
KTM 85 SX	PISTON KIT	SIZE	RING SET	CON. ROD KIT	COMPLETE			CRANKBEARING & SEAL KIT
2003-2016	109348	46.95	105933	106105	113052			114552
2-Stroke	109349	46.96	105933	('03-12)	('13-16)			('03-16)
Please Note:	109350	46.97	105933	113545				
Nikasil Piston Size	109351	46.98	105933	('13-16)				
-Molycoated Skirt			CLIPS	S/E BEARING	TOP-END			BEARING
			110321	106783	107802			110800
			('03-16)	('03-16)	('03-12)			('03-16) Left
				B/E BEARING	113058			('03-16) Right
				110669	('13-16)			OILSEAL SET
				('03-12)				108012
				112694				('03-16)
				('13-16)				
				CRANKPIN				
				112937				
				('03-12)				
				112695				
				('13-16)				
KTM 105 SX	PISTON KIT	SIZE	RING SET	CON. ROD KIT				CRANKBEARING & SEAL KIT
2004-2011	-	52.00	-	106105				114552
2-Stroke				('04-11)				('04-11)
				S/E BEARING				BEARING
				106783				110800
				('04-11)				('04-11) Left
				B/E BEARING				110753
				110669				('04-11) Right
				('04-11)				OILSEAL SET
				CRANKPIN				108012
				112937				('04-11)
				('04-11)				
KTM 125 SX - EXC	PISTON KIT	SIZE	RING SET	CON. ROD KIT	COMPLETE			
1994-1997	113412	54.19	105934	106106	107594			
2-Stroke	113413	54.20	105934	('89-97)	('91-97)			
Please Note:	113414	54.21	105934					
Nikasil Piston Size	113415	54.22	105934					
- Forged Piston			PIN		TOP-END			
			106139		107803			
			('94-16)		('91-97)			
			CLIPS					
			106173					
			('94-16)					
KTM 125 SX - EXC	PISTON KIT	SIZE	RING SET	CON. ROD KIT	COMPLETE			CRANKBEARING & SEAL KIT
1998-2000	113412	54.19	105934	106108	107595			114549
2-Stroke	113413	54.20	105934	('98-15)	('98-01)			('98-16)
Please Note:	113414	54.21	105934					
Nikasil Piston Size	113415	54.22	105934	S/E BEARING	TOP-END			BEARING
				106807	107805			110801
				('98-16)	('98-01)			('98-16) Left
			PIN					110759
			106139					('98-16) Right
			('94-16)	B/E BEARING				OILSEAL SET
				110669				108013
			CLIPS	('98-16)				('98-16)
			106173	CRANKPIN				
			('94-16)	106205				
				('98-15)				

- accessories
- body
- handlebar & grips
- cables & levers
- exhaust
- engine**
- fuel & intake
- electrical & ignition
- clutch
- drive
- bearings
- brakes
- steering & suspension
- tires
- tools & shop

ENGINE



PISTONS, CONNECTING RODS, SEALS

DIRT BIKE	PISTON KIT	SIZE	PISTON PARTS	CONNECTING ROD PARTS	GASKETS	VALVE TRAIN PARTS I	VALVE TRAIN PARTS II	CRANKSHAFT PARTS
KTM CONTINUED								
KTM 125 SX	PISTON KIT	SIZE	RING SET	CON. ROD KIT	COMPLETE			CRANKBEARING & SEAL KIT
2001-2006	109361	53.94	105935	106108	107596			114549
2-Stroke	113416	53.95	105935	('98-15)	('02-06)			('98-16)
Please Note:	113417	53.96	105935					
Nikasil Piston Size	113418	53.97	105935	S/E BEARING	TOP-END			BEARING
			PIN	106807	107805			110801
			106139	('98-16)	('98-01)			('98-16) Left
			('94-16)	B/E BEARING	107806			110759
			CLIPS	110669	('02-06)			('98-16) Right
			106173	('98-16)				OILSEAL SET
			('94-16)	CRANKPIN				108013
				106205				('98-16)
				('98-15)				
KTM 125 SX	PISTON KIT	SIZE	RING SET	CON. ROD KIT	COMPLETE			CRANKBEARING & SEAL KIT
2007-2016	114321	53.94	112670	106108	107597			114549
2-Stroke	114322	53.95	112670	('98-15)	('07-15)			('98-16)
Please Note:	114323	53.96	112670	03.6226				
Nikasil Piston Size	114324	53.97	112670	('16)	TOP-END			BEARING
			PIN		107807			110801
			106139	S/E BEARING	('07-15)			('98-16) Left
			('94-16)	106807				110759
			CLIPS	('98-16)				('98-16) Right
			106173	B/E BEARING				OILSEAL SET
			('94-16)	110669				108013
				('98-16)				('98-16)
				CRANKPIN				
				106205				
				('98-15)				
KTM 125 EXC	PISTON KIT	SIZE	RING SET	CON. ROD KIT	COMPLETE			CRANKBEARING & SEAL KIT
2001-2016	114321	53.94	112670	106108	107596			114549
2-Stroke	114322	53.95	112670	('98-16)	('02-06)			('98-16)
Please Note:	114323	53.96	112670		107597			
Nikasil Piston Size	114324	53.97	112670	S/E BEARING	('07-12)			BEARING
			PIN	106807				110801
			106139	('98-16)	TOP-END			('98-16) Left
			('94-16)	B/E BEARING	107805			110759
			CLIPS	110669	('98-01)			('98-16) Right
			106173	('98-16)	107806			OILSEAL SET
			('94-16)	CRANKPIN	107807			108013
				106205	('07-16)			('98-16)
				('98-16)				
KTM 144 SX	PISTON KIT	SIZE	RING SET	CON. ROD KIT	COMPLETE			CRANKBEARING & SEAL KIT
2008	109370	55.94	105938	106108	107597			114549
2-Stroke	109371	55.95	105938	('08)	('08)			('08)
Please Note:	109372	55.96	105938					
Nikasil Piston Size	109373	55.97	105938	S/E BEARING	TOP-END			BEARING
	109374	55.98	105938	106807	107807			110801
			CLIPS	('08)	('08)			('08) Left
			106173	B/E BEARING				110759
			('08)	110669				('08) Right
				('08)				OILSEAL SET
				CRANKPIN				108013
				106205				('08)
				('08)				



PISTONS, CONNECTING RODS, SEALS

DIRT BIKE	PISTON KIT	SIZE	PISTON PARTS	CONNECTING ROD PARTS	GASKETS	VALVE TRAIN PARTS I	VALVE TRAIN PARTS II	CRANKSHAFT PARTS
KTM CONTINUED								
KTM 150 SX	PISTON KIT	SIZE	RING SET	CON. ROD KIT	COMPLETE			CRANKBEARING & SEAL KIT
2009-2015	109370	55.94	105938	106108	107597			114549
2-Stroke	109371	55.95	105938	('09-15)	('09-15)			('09-16)
Please Note:	109372	55.96	105938					BEARING
Nikasil Piston Size	109373	55.97	105938	S/E BEARING	TOP-END			110801
	109374	55.98	105938	106807	107807			('09-16) Left
-Molycoated Skirt				('09-16)	('09-15)			110759
			CLIPS	B/E BEARING				('09-16) Right
			106173	110669				OILSEAL SET
			('09-16)	('09-16)				108013
				CRANKPIN				('09-16)
				106205				
				('09-15)				
KTM 150 SX	PISTON KIT	SIZE	RING SET	CON. ROD KIT				CRANKBEARING & SEAL KIT
2016	114335	57.94	02.6236	03.6226				114549
2-Stroke	114336	57.95	02.6236	('16)				('09-16)
Please Note:	114337	57.96	02.6236					BEARING
Nikasil Piston Size				S/E BEARING				110801
				106807				('09-16) Left
				('09-16)				110759
				B/E BEARING				('09-16) Right
				110669				OILSEAL SET
				('09-16)				108013
				CRANKPIN				('09-16)
KTM 200 SX	PISTON KIT	SIZE	RING SET	CON. ROD KIT	COMPLETE			CRANKBEARING & SEAL KIT
2003-2005	-	64.00	-	106109	107599			114549
2-Stroke				('03-05)	('03-05)			('03-05)
Please Note:			CLIPS	S/E BEARING	TOP-END			BEARING
Nikasil Piston Size			110325	106799	107809			110801
			('03-05)	('03-05)	('03-05)			('03-05) Left
				B/E BEARING				110759
				110669				('03-05) Right
				('03-05)				OILSEAL SET
				CRANKPIN				108013
				106205				('03-05)
				('03-05)				
KTM 200 EXC	PISTON KIT	SIZE	RING SET	CON. ROD KIT	COMPLETE			CRANKBEARING & SEAL KIT
1998-2016	109375	63.94	113464	106109	107598			114549
2-Stroke	109376	63.95	113464	('98-16)	('98-02)			('98-16)
Please Note:	113419	63.96	113464	S/E BEARING	107599			BEARING
Nikasil Piston Size	113420	63.97	113464	106799	('03-12)			110801
				('98-16)				('98-16) Left
			CLIPS	B/E BEARING	TOP-END			110759
			110325	110669	107808			('98-16) Right
			('98-16)	('98-16)	('98-02)			OILSEAL SET
				CRANKPIN	107809			108013
				106205	107809			('98-16)
				('98-16)	('03-16)			
KTM 250 GS-SX	PISTON KIT	SIZE	RING SET	CON. ROD KIT	COMPLETE			OILSEAL SET
1990-1994	109386	67.46	-	106110	112852			108014
2-Stroke				('90-99)	('90-99)			('90-16)
Please Note:				S/E BEARING	TOP-END			
Nikasil Piston Size				106822	113059			
				('90-16)	('90-99)			
				B/E BEARING	CRANKPIN			
				106831	110335			
				('90-02)	('90-16)			

- accessories
- body
- handlebar & grips
- cables & levers
- exhaust
- engine**
- fuel & intake
- electrical & ignition
- clutch
- drive
- bearings
- brakes
- steering & suspension
- tires
- tools & shop

ENGINE



PISTONS, CONNECTING RODS, SEALS

DIRT BIKE	PISTON KIT	SIZE	PISTON PARTS	CONNECTING ROD PARTS	GASKETS	VALVE TRAIN PARTS I	VALVE TRAIN PARTS II	CRANKSHAFT PARTS
KTM CONTINUED								
KTM 250 SX - EXC	PISTON KIT	SIZE	RING SET	CON. ROD KIT	COMPLETE			CRANKBEARING & SEAL KIT
1996-1999	112640	67.44	105942	106110	112852			114560
2-Stroke	112641	67.45	105942	('90-99)	('90-99)			('97-03)
Please Note:	112642	67.46	105942					
Nikasil Piston Size	109391	67.47	105942	S/E BEARING	TOP-END			BEARING
			PIN	106822	113059			106848
			106152	('90-16)	('90-99)			('97-03) Right
			B/E BEARING	106831				
			106179	('90-02)				
			CLIPS					OILSEAL SET
			106179	CRANKPIN				108014
			('96-99)	110335				('90-16)
				('90-16)				
KTM 250 SX	PISTON KIT	SIZE	RING SET	CON. ROD KIT	COMPLETE			CRANKBEARING & SEAL KIT
2000-2002	113421	66.34	105943	106112	107601			114560
2-Stroke	113422	66.35	105943	('00-02)	('00-02)			('97-03)
Please Note:	109397	66.36	105943					
Nikasil Piston Size	109398	66.37	105943	S/E BEARING	TOP-END			BEARING
			PIN	106822	107804			106848
113421-22 Forged Piston				('90-16)	('00-02)			('97-03) Right
109397-98 Cast Piston			106156					
			('00-16)	B/E BEARING				
			CLIPS	106831				
			106177	('90-02)				
			('00-16)	CRANKPIN				OILSEAL SET
				110335				108014
				('90-16)				('90-16)
KTM 250 SX	PISTON KIT	SIZE	RING SET	CON. ROD KIT	COMPLETE			CRANKBEARING & SEAL KIT
2003-2004	109408	66.34	113465	106113	107602			114560
2-Stroke	109409	66.35	113465	('03-16)	('03-04)			('97-03)
Please Note:	109410	66.36	113465					114550
Nikasil Piston Size	109411	66.37	113465	S/E BEARING	TOP-END			('04-16)
			or	106822	107811			
KTM 250 SX	PISTON KIT	SIZE	RING SET	CON. ROD KIT	COMPLETE			CRANKBEARING & SEAL KIT
2005-2016	109408	66.34	113465	106113	107603			114550
2-Stroke	109409	66.35	113465	('03-16)	('05-06)			('04-16)
Please Note:	109410	66.36	113465		107605			
Nikasil Piston Size	109411	66.37	113465	S/E BEARING	('07-16)			BEARING
			PIN	106822	TOP-END			110746
-Molycoated Skirt			106156	('90-16)	107812			('04-16) Right
			('00-16)	B/E BEARING	('05-06)			
			CLIPS	110673	107814			
			106177	('03-16)	('07-16)			
			('00-16)	CRANKPIN				OILSEAL SET
				110335				108014
				('90-16)				('90-16)



PISTONS, CONNECTING RODS, SEALS

DIRT BIKE	PISTON KIT	SIZE	PISTON PARTS	CONNECTING ROD PARTS	GASKETS	VALVE TRAIN PARTS I	VALVE TRAIN PARTS II	CRANKSHAFT PARTS
KTM CONTINUED								
KTM 250 EXC	PISTON KIT	SIZE	RING SET	CON. ROD KIT	COMPLETE			CRANKBEARING & SEAL KIT
2000-2005	113424	66.34	113468	106112	107601			114560
2-Stroke	109400	66.35	113468	('00-03)	('00-03)			('97-03)
Please Note:	113426	66.36	113468	106113	107602			114550
Nikasil Piston Size				('04-16)	('04)			('04-16)
-Forged Piston			PIN		107603			
			112655	S/E BEARING	('05-06)			BEARING
			('00-05)	106822				106848
				('90-16)	TOP-END			('97-03) Right
			CLIPS		107804			110746
			106177	B/E BEARING	('00-03)			('04-16) Right
			('00-16)	106831	107811			OILSEAL SET
				('90-02)	('04)			108014
				110673	107812			('90-16)
				('03-16)	('05-06)			
				CRANKPIN				
				110335				
				('90-16)				
KTM 250 EXC	PISTON KIT	SIZE	RING SET	CON. ROD KIT	COMPLETE			CRANKBEARING & SEAL KIT
2006-2016	109408	66.34	113465	106113	107603			114550
2-Stroke	109409	66.35	113465	('04-16)	('05-06)			('04-16)
Please Note:	109410	66.36	113465		107605			
Nikasil Piston Size	109411	66.37	113465	S/E BEARING	('07)			BEARING
-Molycoated Skirt				106822	107606			110746
			PIN	('90-16)	('08-15)			('04-16) Right
			106156	B/E BEARING	TOP-END			
			('06-16)	110673	107812			
				('03-16)	('05-06)			OILSEAL SET
			CLIPS	106177	107814			108014
			106177	CRANKPIN	('07-16)			('90-16)
			('00-16)	110335				
				('90-16)				
KTM Freeride E-SX / E-XC 2015 Electronic	PISTON KIT	SIZE	RING SET					
	-	-	-					
KTM Freeride 250 R	PISTON KIT	SIZE	RING SET	CON. ROD KIT				CRANKBEARING & SEAL KIT
2014-2016	109408	66.34	113465	106113				114550
2-Stroke	109409	66.35	113465	('14-16)				('14-16)
Please Note:	109410	66.36	113465					
Nikasil Piston Size	109411	66.37	113465	S/E BEARING				BEARING
				106822				110746
			PIN	('14-16)	B/E BEARING			('14-16) Right
			106156	110673	110673			
			('14-16)	('14-16)	('14-16)			OILSEAL SET
			CLIPS	106177	110335			108014
			106177	CRANKPIN	('14-16)			('14-16)
			('14-16)	110335				
				('14-16)				
KTM 250 EXC Racing	PISTON KIT	SIZE	RING SET	CON. ROD KIT	COMPLETE	CAMSHAFT		BEARING
2001-2006	109383	74.97	105941	106122	107600	BEARING		
4-Stroke	&			('01-06)	('01-06)	110709		
Please Note:	109380	77.00	110244			('01-06)		
Nikasil Piston Size				B/E BEARING	TOP-END			
Replating or Cylinder Slewing Required for Oversizes				110688	107810			
			PIN	('01-06)	('01-06)			
			106162	CRANKPIN				
			('01-06)	110349				
			CLIPS					
			106186					
			('01-06)					
-Forged Piston								

- accessories
- body
- handlebar & grips
- cables & levers
- exhaust
- engine**
- fuel & intake
- electrical & ignition
- clutch
- drive
- bearings
- brakes
- steering & suspension
- tires
- tools & shop

ENGINE



PISTONS, CONNECTING RODS, SEALS

DIRT BIKE	PISTON KIT	SIZE	PISTON PARTS	CONNECTING ROD PARTS	GASKETS	VALVE TRAIN PARTS I	VALVE TRAIN PARTS II	CRANKSHAFT PARTS
KTM CONTINUED								
KTM 250 SX-F	PISTON KIT	SIZE	RING SET	CON. ROD KIT	COMPLETE	CAMSHAFT	VALVE	CRANKBEARING & SEAL KIT
2006-2008	109415	75.96	105946	106114	107604	BEARING	111037	
4-Stroke	109416	75.97	105946	('06-12)	('06-11)	112704	('06-12) Exhaust	
Please Note: Nikasil Piston Size	109417	75.98	105946			('06-12)	Titanium 111038	BEARING 110801
-Std. Compression 12.8:1	HIGH COMPRESSION			B/E BEARING 110681 ('06-12)	TOP-END 107813 ('06-12)	VALVE SHIM ASSORTMENT	('06-12) Intake Titanium	
-High Compression 13.3:1	109413	75.96	113995			111088		('06-12) 2x
-Forged Piston	109414	75.97	113995	CRANKPIN		('06-16)	OVERSIZE VALVE +1.00 MM.	OILSEAL SET 108015 ('06-10)
			PIN 112671 ('06-12)	110340 ('06-12)		114178 ('06-16)	111035 ('06-12) Exhaust 111036 ('06-12) Intake	
			CLIPS 110325 ('06-15)				TI-STEEL CONVERSION SET 112712 ('06-07) Exhaust 112706 ('08-12) Exhaust 112713 ('06-07) Intake 112707 ('08-12) Intake	
KTM 250 SX-F	PISTON KIT	SIZE	RING SET	CON. ROD KIT	COMPLETE	CAMSHAFT	VALVE	CRANKBEARING & SEAL KIT
2009-2012	109415	75.96	105946	106114	107604	BEARING	111037	
4-Stroke	109416	75.97	105946	('06-12)	('06-11)	112704	('06-12) Exhaust	
Please Note: Nikasil Piston Size	109417	75.98	105946			('06-12)	Titanium 111038	BEARING 110801
-Std. Compression 12.8:1	HIGH COMPRESSION			B/E BEARING 110681 ('06-12)	TOP-END 107813 ('06-12)	CAM CHAIN 107420	('06-12) Intake Titanium	
-High Compression 13.3:1	109413	75.96	113995			('09-12)		('06-12) 2x
-Forged Piston	109414	75.97	113995	CRANKPIN			OVERSIZE VALVE +1.00 MM.	OILSEAL SET 108015 ('06-10)
-Fuel Injection from 2011			PIN 112671 ('06-12)	110340 ('06-12)		VALVE SHIM ASSORTMENT 111088 ('06-16) 114178 ('06-16)	111035 ('06-12) Exhaust 111036 ('06-12) Intake	OILSEAL 111308 ('11)
			CLIPS 110325 ('06-15)				TI-STEEL CONVERSION SET 112706 ('08-12) Exhaust 112707 ('08-12) Intake	



PISTONS, CONNECTING RODS, SEALS

DIRT BIKE	PISTON KIT	SIZE	PISTON PARTS	CONNECTING ROD PARTS	GASKETS	VALVE TRAIN PARTS I	VALVE TRAIN PARTS II	CRANKSHAFT PARTS
KTM CONTINUED								
KTM 250 SX-F	PISTON KIT	SIZE	RING SET	CON. ROD KIT		CAM CHAIN	VALVE	CRANKBEARING & SEAL KIT
2013-2015	113893	77.96	113994	03.6333		107421	114018	
4-Stroke	113894	77.97	113994	('13-15)		('13-15)	('13-16) Exhaust	
Please Note: Nikasil Piston Size	113895	77.98	113994			VALVE SHIM ASSORTMENT	Titanium 114019	BEARING
-Std. Compression 13.9:1			PIN 112672			111088	('13-16) Intake Titanium	OILSEAL SET 108017 ('13-15)
-Forged Piston			('13-15)			('06-16)	TI-STEEL CONVERSION SET	
-Fuel Injection			CLIPS 110325 ('06-15)			114178 ('06-16)		
KTM 250 SX-F	PISTON KIT	SIZE	RING SET			CAM CHAIN	VALVE	BEARING
2016	114325	77.96	-				114018	
4-Stroke	114326	77.97	-				('13-16) Exhaust Titanium	
Please Note: Nikasil Piston Size	114327	77.98	-			VALVE SHIM ASSORTMENT	114019 ('13-16) Intake Titanium	
-Std. Compression 14.4:1						111088		
-Forged Piston						('06-16)		
						114178 ('06-16)		
KTM 250 EXC-F	PISTON KIT	SIZE	RING SET	CON. ROD KIT	COMPLETE	CAMSHAFT BEARING	VALVE	BEARING
2007-2008	109415	75.96	105946	106114	107604	112704	111037	110801
4-Stroke	109416	75.97	105946	('07-13)	('07-11)		('07-13) Exhaust Titanium	('07-13)
Please Note: Nikasil Piston Size	109417	75.98	105946			('07-13)	111038 ('07-13) Intake Titanium	OILSEAL 111308 ('07-12) Right
-Std. Compression 12.8:1	HIGH COMPRESSION			B/E BEARING 110681 ('07-13)	TOP-END 107813 ('07-13)	VALVE SHIM ASSORTMENT		
-High Compression 13.3:1	109413	75.96	113995			111088		
-Forged Piston	109414	75.97	113995	CRANKPIN 110340 ('07-13)		('07-16)	OVERSIZE VALVE +1.00 MM. 111035 ('07-13) Exhaust 111036 ('07-13) Intake	
			PIN 112671 ('07-13)			114178 ('07-16)	TI-STEEL CONVERSION SET 112712 ('07) Exhaust 112706 ('08-13) Exhaust 112713 ('07) Intake 112707 ('08-13) Intake	
			CLIPS 110325 ('06-16)					

- accessories
- body
- handlebar & grips
- cables & levers
- exhaust
- engine**
- fuel & intake
- electrical & ignition
- clutch
- drive
- bearings
- brakes
- steering & suspension
- tires
- tools & shop

ENGINE



PISTONS, CONNECTING RODS, SEALS

DIRT BIKE	PISTON KIT	SIZE	PISTON PARTS	CONNECTING ROD PARTS	GASKETS	VALVE TRAIN PARTS I	VALVE TRAIN PARTS II	CRANKSHAFT PARTS
KTM CONTINUED								
KTM 250 EXC-F 2009-2011 4-Stroke	PISTON KIT 109415 109416 109417	SIZE 75.96 75.97 75.98	RING SET 105946 105946 105946	CON. ROD KIT 106114 (*07-13)	COMPLETE 107604 (*07-11)	CAMSHAFT BEARING 112704 (*07-13)	VALVE 111037 (*07-13) Exhaust Titanium 111038 (*07-13) Intake Titanium	BEARING 110801 (*07-13)
Please Note: Nikasil Piston Size	HIGH COMPRESSION			B/E BEARING 110681 (*07-13)	TOP-END 107813 (*07-13)	CAM CHAIN 107420 (*09-13)	OVERSIZE VALVE +1.00 MM. 111035 (*07-13) Exhaust 111036 (*07-13) Intake TI-STEEL CONVERSION SET 112706 (*08-13) Exhaust 112707 (*08-13) Intake	OILSEAL 111308 (*07-12) Right
-Std. Compression 12.8:1	109413	75.96	113995					
-High Compression 13.3:1	109413	75.96	113995					
-Forged Piston	109414	75.97	113995	CRANKPIN 110340 (*07-13)		VALVE SHIM ASSORTMENT 111088 (*07-16) 114178 (*07-16)		
			PIN 112671 (*07-13)					
			CLIPS 110325 (*06-16)					
KTM 250 EXC-F 2012-2013 4-Stroke	PISTON KIT 109415 109416 109417	SIZE 75.96 75.97 75.98	RING SET 105946 105946 105946	CON. ROD KIT 106114 (*07-13)	TOP-END 107813 (*07-13)	CAMSHAFT BEARING 112704 (*07-13)	VALVE 111037 (*07-13) Exhaust Titanium 111038 (*07-13) Intake Titanium	BEARING 110801 (*07-13)
Please Note: Nikasil Piston Size	HIGH COMPRESSION			B/E BEARING 110681 (*07-13)		CAM CHAIN 107420 (*09-13)	OVERSIZE VALVE +1.00 MM. 111035 (*07-13) Exhaust 111036 (*07-13) Intake TI-STEEL CONVERSION SET 112706 (*08-13) Exhaust 112707 (*08-13) Intake	OILSEAL 111308 (*07-12) Right
-Std. Compression 13.2:1	109413	75.96	113995					
-Forged Piston	109413	75.96	113995					
-Fuel Injection	109414	75.97	113995	CRANKPIN 110340 (*07-13)		VALVE SHIM ASSORTMENT 111088 (*07-16) 114178 (*07-16)		
			PIN 112671 (*07-13)					
			CLIPS 110325 (*06-16)					
KTM 250 EXC-F 2014-2016 4-Stroke	PISTON KIT 113893 113894 113895	SIZE 77.96 77.97 77.98	RING SET 113994 113994 113994	CON. ROD KIT 03.6333 (*14-16)		CAM CHAIN 107421 (*14-16)	VALVE 114018 (*14-16) Exhaust Titanium 114019 (*14-16) Intake Titanium	CRANKBEARING & SEAL KIT
Please Note: Nikasil Piston Size						VALVE SHIM ASSORTMENT 111088 (*07-16) 114178 (*07-16)	TI-STEEL CONVERSION SET 112708 (*14-16) Exhaust 112709 (*14-16) Intake	BEARING
-Std. Compression 13.9:1			112672 (*14-16)					
-Forged Piston								
-Fuel Injection			CLIPS 110325 (*06-16)					OILSEAL SET 108017 (*14-16)



PISTONS, CONNECTING RODS, SEALS

DIRT BIKE	PISTON KIT	SIZE	PISTON PARTS	CONNECTING ROD PARTS	GASKETS	VALVE TRAIN PARTS I	VALVE TRAIN PARTS II	CRANKSHAFT PARTS
KTM CONTINUED								
KTM 300 EXC 1990-1995 2-Stroke	PISTON KIT -	SIZE 72.00	RING SET -	CON. ROD KIT 106110 (‘90-03) S/E BEARING 106822 (‘90-16) B/E BEARING 106831 (‘90-03) CRANKPIN 110335 (‘90-16)	COMPLETE 113577 (‘90-03) TOP-END 107815 (‘90-03)			OILSEAL SET 108014 (‘90-16)
KTM 300 EXC 1996-2003 2-Stroke Please Note: Nikasil Piston Size -Forged Piston	PISTON KIT 109421 109422 109423	SIZE 71.94 71.95 71.96	RING SET 105947 105947 105947 PIN 112681 (‘96-03) CLIPS 106177 (‘96-03)	CON. ROD KIT 106110 (‘90-03) S/E BEARING 106822 (‘90-16) B/E BEARING 106831 (‘90-03) CRANKPIN 110335 (‘90-16)	COMPLETE 113577 (‘90-03) TOP-END 107815 (‘90-03)			CRANKBEARING & SEAL KIT 114560 (‘97-03) BEARING 106848 (‘97-03) Right OILSEAL SET 108014 (‘90-16)
KTM 300 EXC 2004-2016 2-Stroke Please Note: Nikasil Piston Size	PISTON KIT 109418 109419 109420	SIZE 71.94 71.95 71.96	RING SET 113466 113466 113466 CLIPS 106179 (‘04-16)	CON. ROD KIT 106113 (‘04-16) S/E BEARING 106822 (‘90-16) B/E BEARING 110673 (‘04-16) CRANKPIN 110335 (‘90-16)	COMPLETE 113578 (‘04) 113579 (‘05-07) 113054 (‘08-15) TOP-END 107816 (‘04) 107817 (‘05-07) 107819 (‘08-16)			CRANKBEARING & SEAL KIT 114550 (‘04-16) BEARING 110746 (‘04-16) Right OILSEAL SET 108014 (‘90-16)
KTM 350 SX-F 2011-2016 4-Stroke Please Note: Nikasil Piston Size -Std. Compression 13.5:1 (‘11-15) -Std. Compression 14.0:1 (‘16) -High Compression 14.5:1 -Forged Piston -Fuel Injection	PISTON KIT 113911 113912 113913 HIGH COMPRESSION 113914 113915	SIZE 87.96 87.97 87.98 87.96 87.97	RING SET 113999 113999 113999 113999 PIN 112674 CLIPS 106177 (‘11-16)	CON. ROD KIT 113546 (‘11-12) B/E BEARING 110684 CRANKPIN 112943 PIN (‘11-12)	COMPLETE 113580 (‘11-12) TOP-END 113060 CRANKPIN (‘11-15)	CAMSHAFT BEARING 112704 (‘11-15) CAM CHAIN 107421 (‘11-15) VALVE SHIM ASSORTMENT 111088 (‘11-16) 114178 (‘11-16)	VALVE 111039 (‘11-16) 2x Exhaust Titanium 111040 (‘11-16) 2x Intake Titanium TI-STEEL CONVERSION SET 114530 (‘13-15) Exhaust 114531 (‘13-15) Intake	CRANKBEARING & SEAL KIT BEARING OILSEAL SET 108017 (‘11-15)

- accessories
- body
- handlebar & grips
- cables & levers
- exhaust
- engine
- fuel & intake
- electrical & ignition
- clutch
- drive
- bearings
- brakes
- steering & suspension
- tires
- tools & shop

ENGINE



PISTONS, CONNECTING RODS, SEALS

DIRT BIKE	PISTON KIT	SIZE	PISTON PARTS	CONNECTING ROD PARTS	GASKETS	VALVE TRAIN PARTS I	VALVE TRAIN PARTS II	CRANKSHAFT PARTS
KTM CONTINUED								
KTM 350 EXC-F	PISTON KIT	SIZE	RING SET	CON. ROD KIT	COMPLETE	CAMSHAFT	VALVE	CRANKBEARING & SEAL KIT
2012-2016	113916	87.96	113999	113546	113580	BEARING	111039	
4-Stroke	113917	87.97	113999	('12-13)	('13-15)	112704	('12-16) 2x Exhaust Titanium	
Please Note: Nikasil Piston Size	113918	87.98	113999	B/E BEARING	TOP END	('12-16)	111040	BEARING
			PIN	110684	113060	CAM CHAIN	('12-16) 2x Intake Titanium	
-Std. Compression 12.3:1			112674	('12-13)	('13-16)	107421		
-Forged Piston			('12-16)			('12-16)		
-Fuel Injection			CLIPS	CRANKPIN		VALVE SHIM	TI-STEEL CONVERSION SET	OILSEAL SET
			106177	112943		ASSORTMENT	114528	108017
			('12-16)	('12-13)		111088	('12-16) Exhaust	('12-16)
						('12-16)	114529	
						114178	('12-16) Intake	
						('12-16)		
KTM Freeride 350	PISTON KIT	SIZE	RING SET	CON. ROD KIT	TOP-END	CAMSHAFT		CRANKBEARING & SEAL KIT
2012-2016	113916	87.96	113999	113546	113060	BEARING		
4-Stroke	113917	87.97	113999	('12-14)	('12-16)	112704		
Please Note: Nikasil Piston Size	113918	87.98	113999	B/E BEARING		('12-16)		BEARING
			PIN	110684		CAM CHAIN		
-Std. Compression 12.3:1			112674	('12-14)		107421		
-Forged Piston			('12-16)			('12-16)		
-Fuel Injection			CLIPS	CRANKPIN		VALVE SHIM		OILSEAL SET
			106177	112943		ASSORTMENT		108017
			('12-16)	('12-14)		111088		('12-16)
						('12-16)		
						114178		
						('12-16)		
KTM 360 SX - EXC	PISTON KIT	SIZE	RING SET	S/E BEARING	COMPLETE			OILSEAL SET
1996-1997	113427	77.94	113467	106822	113053			108014
2-Stroke	113428	77.95	113467	('96-97)	('96-97)			('96-97)
Please Note: Nikasil Piston Size	113429	77.96	113467			TOP-END		
			PIN			107818		
-Forged Piston			112682			('96-97)		
			('96-97)					
			CLIPS					
			106177					
			('96-97)					
KTM 380 SX - EXC	PISTON KIT	SIZE	RING SET	S/E BEARING	COMPLETE			OILSEAL SET
1998-2002	113430	77.94	113467	106822	113053			108014
2-Stroke	113431	77.95	113467	('98-02)	('98-02)			('98-02)
Please Note: Nikasil Piston Size	113432	77.96	113467			TOP-END		
			PIN			107818		
-Forged Piston			112682			('98-02)		
			('98-02)					
			CLIPS					
			106177					
			('98-02)					
KTM 400 LC4	PISTON KIT	SIZE	RING SET	CON. ROD KIT				BEARING
1998-2001	-	89.00	-	106121				113513
4-Stroke				('98-01)				('98-01) Right
				B/E BEARING				
-Forged Piston				110692				
				('94-97)				
				CRANKPIN				
				106227				
				('94-97)				



PISTONS, CONNECTING RODS, SEALS

DIRT BIKE	PISTON KIT	SIZE	PISTON PARTS	CONNECTING ROD PARTS	GASKETS	VALVE TRAIN PARTS I	VALVE TRAIN PARTS II	CRANKSHAFT PARTS
KTM CONTINUED								
KTM 400 EXC	PISTON KIT	SIZE	RING SET			CAM CHAIN	VALVE	CRANKBEARING & SEAL KIT
2009-2011	113943	94.94	105952			107423	111047	114551
4-Stroke	113944	94.95	105952			('09-11)	('09-11) 2x Exhaust Steel	('09-11)
Please Note: Nikasil Piston Size	113945	94.96	105952			VALVE SHIM ASSORTMENT	111048	BEARING
			PIN				('09-11) 2x Intake Titanium	110917
-Std. Compression 11.1:1			112668			111086		('09-11) 2x
-Forged Piston			('09-11)			('09-11)	VALVE SEAL	
			CLIPS			114176	111122	OILSEAL SET
			106181			('09-11)	('09-11) 2x Intake	
			('09-11)					
KTM 450 SX Racing	PISTON KIT	SIZE	RING SET	CON. ROD KIT	COMPLETE	CAMSHAFT	VALVE	CRANKBEARING & SEAL KIT
2003-2006	109433	94.94	105950	106117	107612	BEARING	111041	114536
4-Stroke	109434	94.95	105950	('03-06)	('03-06)	110709	('03-06) 2x Exhaust Titanium	('03-06)
Please Note: Nikasil Piston Size	109435 & 109432	94.96 & 97.00	105950 & 110245	B/E BEARING	TOP-END	('03-06)	111042	BEARING
				110684	107825		('03-06) 2x Intake Titanium	
Replating or Cylinder Slewing Required for Over-sizes	HIGH COMPRESSION			('03-06)	('03-06)			
	109436	94.94	105950	CRANKPIN			VALVE SEAL	
	109437	94.95	105950	110342			111122	
-Std. Compression 12.0:1				('03-06)				('03-06) 4x
-High Compression 13.0:1			PIN					
-Forged Piston			112654					
			('03-06)					
			CLIPS					
			106183					
			('03-06)					
KTM 450 SX-F	PISTON KIT	SIZE	RING SET	CON. ROD KIT	COMPLETE	CAM CHAIN	VALVE	CRANKBEARING & SEAL KIT
2007-2012	109438	96.94	105951	106118	107608	107422	111045	114561
4-Stroke	109439	96.95	105951	('07-12)	('07-12)	('07-12)	('07-12) 2x Exhaust Titanium	('07-12)
Please Note: Nikasil Piston Size	109440	96.96	105951	B/E BEARING	TOP-END	VALVE SHIM ASSORTMENT	111046	BEARING
	HIGH COMPRESSION			110687	107821		('07-12) 2x Intake Titanium	
				('07-12)	('07-12)			
-Std. Compression 12.5:1						111088		
-High Compression 13.5:1	109441	96.94	105951	CRANKPIN		('07-16)		
-Forged Piston	109442	96.95	105951	110348		114178	VALVE SEAL	OILSEAL SET
				('07-12)		('07-16)	111122	108018
			PIN				('07-16) 4x	('07-12)
			112668					
			('07-16)					
			CLIPS					
			106181					
			('07-16)					

- accessories
- body
- handlebar & grips
- cables & levers
- exhaust
- engine**
- fuel & intake
- electrical & ignition
- clutch
- drive
- bearings
- brakes
- steering & suspension
- tires
- tools & shop



PISTONS, CONNECTING RODS, SEALS

DIRT BIKE	PISTON KIT	SIZE	PISTON PARTS	CONNECTING ROD PARTS	GASKETS	VALVE TRAIN PARTS I	VALVE TRAIN PARTS II	CRANKSHAFT PARTS
KTM CONTINUED								
KTM 450 SM-R	PISTON KIT	SIZE	RING SET	CON. ROD KIT	COMPLETE	CAMSHAFT	VALVE	CRANKBEARING & SEAL KIT
2004-2007 4-Stroke	109433 109434	94.94 94.95	105950 105950	106117 (*04-07)	107612 (*04-07)	BEARING 110709	111041 (*04-07) 2x Exhaust Titanium	114536 (*04-07)
Please Note: Nikasil Piston Size	109435 & 109432	94.96 97.00	105950 110245	B/E BEARING 110688	TOP-END 107825	(*04-07)	111042 (*04-07) 2x Intake Titanium	BEARING
Replating or Cylinder Sleaving Required for Over- sizes	HIGH COMPRESSION			CRANKPIN 110349	(*04-07)		VALVE SEAL 111122	
-Std. Compression 12.0:1 -High Compression 13.0:1 -Forged Piston	109436 109437	94.94 94.95	105950 PIN 112654 (*04-07) CLIPS 106183 (*04-07)				(*04-14) 4x	
KTM 450 SM-R	PISTON KIT	SIZE	RING SET	CON. ROD KIT		CAM CHAIN	VALVE	CRANKBEARING & SEAL KIT
2008-2012 4-Stroke	109438 109439	96.94 96.95	105951 105951	106118 (*08-12)		107422 (*08-12)	111045 (*08-12) 2x Exhaust Titanium	114561 (*08-12)
Please Note: Nikasil Piston Size	109440	96.96	105951	B/E BEARING 110687		VALVE SHIM ASSORTMENT	111046 (*08-12) 2x Intake Titanium	BEARING
-Std. Compression 12.5:1 -High Compression 13.5:1 -Forged Piston	HIGH COMPRESSION			(*08-12)		111088 (*08-14)		
	109441 109442	96.94 96.95	105951 PIN 112668 (*08-14) CLIPS 106181 (*08-14)	CRANKPIN 110348 (*08-12)		114178 (*08-14)	VALVE SEAL 111122 (*04-14) 4x	OILSEAL SET 108018 (*08-12)
KTM 450 SM-R	PISTON KIT	SIZE	RING SET			CAM CHAIN	VALVE	CRANKBEARING & SEAL KIT
2013-2014 4-Stroke	113934 113935	94.95 94.96	105952 105952			107423 (*13-14)	114020 (*13-14) 2x Exhaust Titanium	114551 (*13-14)
Please Note: Nikasil Piston Size	113936	94.97	105952			VALVE SHIM ASSORTMENT	114021 (*13-14) 2x Intake Titanium	BEARING
-Std. Compression 12.6:1 -Forged Piston -Fuel Injection			112668 (*08-14)			111088 (*08-14)		110917 (*13-14) 2x
			CLIPS 106181 (*08-14)			114178 (*08-14)	VALVE SEAL 111122 (*04-14) 4x	OILSEAL SET

- accessories
- body
- handlebar & grips
- cables & levers
- exhaust
- engine**
- fuel & intake
- electrical & ignition
- clutch
- drive
- bearings
- brakes
- steering & suspension
- tires
- tools & shop

ENGINE



PISTONS, CONNECTING RODS, SEALS

DIRT BIKE	PISTON KIT	SIZE	PISTON PARTS	CONNECTING ROD PARTS	GASKETS	VALVE TRAIN PARTS I	VALVE TRAIN PARTS II	CRANKSHAFT PARTS
KTM CONTINUED								
KTM 500 EXC	PISTON KIT	SIZE	RING SET	CON. ROD KIT	COMPLETE	CAM CHAIN	VALVE	CRANKBEARING & SEAL KIT
2012-2016	113952	94.95	105952	113548	112701	107424	111047	114551
4-Stroke	113953	94.96	105952	('12-13)	('12-15)	('12-16)	('12-16) 2x Exhaust	
Please Note: Nikasil Piston Size	113954	94.97	105952	B/E BEARING	TOP-END	VALVE SHIM ASSORTMENT	Steel	('12-16)
			PIN	110687	112702		111048	BEARING
-Std. Compression 11.8:1			112668	('12-13)	('12-16)	111086	Titanium	110917
-Forged Piston			('12-16)	CRANKPIN			114021	('12-16) 2x
-Fuel Injection			CLIPS	110347			('14-16) 2x Intake	OILSEAL SET
			106181	('12-13)			Titanium	
			('12-16)				111222	
							('14-16)	
							('12-16) 2x Intake	
KTM 505 SX-F	PISTON KIT	SIZE	RING SET	CON. ROD KIT	COMPLETE	CAM CHAIN	VALVE	CRANKBEARING & SEAL KIT
2008	109446	99.94	105953	106120	107611	107422	111045	114561
4-Stroke	109447	99.95	105953	('08)	('08)	('08)	('08) 2x Exhaust	
Please Note: Nikasil Piston Size	109480	99.96	105953	B/E BEARING	TOP-END	VALVE SHIM ASSORTMENT	Titanium	('08)
	HIGH COMPRESSION			110687	107824	111088	111046	BEARING
-Std. Compression 12.5:1				('08)	('08)		('08) 2x Intake	
-High Compression 13.5:1	109481	99.94	105953	CRANKPIN			Titanium	
-Forged Piston	109482	99.95	105953	110348		114178	VALVE SEAL	OILSEAL SET
			PIN	('09)		('08)	111122	108018
			112675				('08) 4x	('08)
			('08)	CLIPS				
			106183					
			('08)					
KTM 505 XC-F	PISTON KIT	SIZE	RING SET	CON. ROD KIT	COMPLETE	CAM CHAIN	VALVE	CRANKBEARING & SEAL KIT
2009	109446	99.94	105953	106120	107611	107422	111045	114561
4-Stroke	109447	99.95	105953	('09)	('09)	('09)	('09) 2x Exhaust	
	109480	99.96	105953	B/E BEARING	TOP-END	VALVE SHIM ASSORTMENT	Titanium	('09)
-Std. Compression 12.5:1	HIGH COMPRESSION			110687	107824	111088	111046	BEARING
-High Compression 13.5:1				('09)	('09)		('09) 2x Intake	
-Forged Piston				CRANKPIN			Titanium	
	109481	99.94	105953	110348		114178	VALVE SEAL	OILSEAL SET
	109482	99.95	105953	('09)		('09)	111122	108018
			PIN				('09) 4x	('09)
			112675					
			('09)	CLIPS				
			106183					
			('09)					



PISTONS, CONNECTING RODS, SEALS

DIRT BIKE	PISTON KIT	SIZE	PISTON PARTS	CONNECTING ROD PARTS	GASKETS	VALVE TRAIN PARTS I	VALVE TRAIN PARTS II	CRANKSHAFT PARTS
KTM CONTINUED								
KTM 520 SX - EXC	PISTON KIT	SIZE	RING SET	CON. ROD KIT	COMPLETE	CAMSHAFT	VALVE	CRANKBEARING & SEAL KIT
2000-2002 4-Stroke	109484 109485	94.94 94.95	105950 105950	106122 (^{'00-02})	107612 (^{'00-02})	BEARING 110709 (^{'00-02})	111049 (^{'00-02}) 2x Exhaust Steel 111050 (^{'00-02}) 2x Intake Steel	114536 (^{'00-02}) BEARING
Please Note: Nikasil Piston Size	109486 & 109483	94.96 98.00	105950 110246	B/E BEARING 110688 (^{'00-02})	TOP-END 107825 (^{'00-02})			
Replating or Cylinder Sleeving Required for Over- sizes	HIGH COMPRESSION 109487	94.94	105950	CRANKPIN 110349			VALVE SEAL 111122	CRANKSEAL
-Std. Compression 11.0:1 -High Compression 12.5:1 -Forged Piston	109488	94.95	105950 PIN 112654 (^{'00-02}) CLIPS 106183 (^{'00-02})	(^{'00-02})			(^{'00-02}) 4x	111306 (^{'00-02}) 1x Right
KTM 525 SX - EXC Racing	PISTON KIT	SIZE	RING SET	CON. ROD KIT	COMPLETE	CAMSHAFT	VALVE	CRANKBEARING & SEAL KIT
2003-2007 4-Stroke	109484 109485	94.94 94.95	105950 105950	106122 (^{'03-07})	107612 (^{'03-07})	BEARING 110709 (^{'03-07})	111049 (^{'03-07}) 2x Exhaust Steel 111050 (^{'03-07}) 2x Intake Steel	114536 (^{'03-07}) BEARING
Please Note: Nikasil Piston Size	109486 & 109483	94.96 98.00	105950 110246	B/E BEARING 110688 (^{'03-07})	TOP-END 107825 (^{'03-07})			
Replating or Cylinder Sleeving Required for Over- sizes	HIGH COMPRESSION 109487	94.94	105950	CRANKPIN 110349			VALVE SEAL 111122	
-Std. Compression 11.0:1 -High Compression 12.5:1 -Forged Piston	109488	94.95	105950 PIN 112654 (^{'03-07}) CLIPS 106183 (^{'03-07})	(^{'03-07})			(^{'03-07}) 4x	
KTM 525 SM-R	PISTON KIT	SIZE	RING SET	CON. ROD KIT	COMPLETE	CAMSHAFT	VALVE	CRANKBEARING & SEAL KIT
2004-2005 4-Stroke	109484 109485	94.94 94.95	105950 105950	106122 (^{'04-05})	107612 (^{'04-05})	BEARING 110709 (^{'04-05})	111041 (^{'04-05}) 2x Exhaust Titanium 111042 (^{'04-05}) 2x Intake Titanium	114536 (^{'04-05}) BEARING
Please Note: Nikasil Piston Size	109486 & 109483	94.96 98.00	105950 110246	B/E BEARING 110688 (^{'04-05})	TOP-END 107825 (^{'04-05})			
Replating or Cylinder Sleeving Required for Over- sizes	HIGH COMPRESSION 109487	94.94	105950	CRANKPIN 110349			VALVE SEAL 111122	
-Std. Compression 11.0:1 -High Compression 12.5:1 -Forged Piston	109488	94.95	105950 PIN 112654 (^{'04-05}) CLIPS 106183	(^{'04-05})			(^{'04-05}) 4x	

- accessories
- body
- handlebar & grips
- cables & levers
- exhaust
- engine**
- fuel & intake
- electrical & ignition
- clutch
- drive
- bearings
- brakes
- steering & suspension
- tires
- tools & shop

ENGINE



PISTONS, CONNECTING RODS, SEALS

- accessories
- body
- handlebar & grips
- cables & levers
- exhaust
- engine
- fuel & intake
- electrical & ignition
- clutch
- drive
- bearings
- brakes
- steering & suspension
- tires
- tools & shop

DIRT BIKE	PISTON KIT	SIZE	PISTON PARTS	CONNECTING ROD PARTS	GASKETS	VALVE TRAIN PARTS I	VALVE TRAIN PARTS II	CRANKSHAFT PARTS
KTM CONTINUED								
KTM 530 EXC-R	PISTON KIT	SIZE	RING SET	CON. ROD KIT	COMPLETE	CAM CHAIN	VALVE	CRANKBEARING & SEAL KIT
2008-2011 4-Stroke	109489 109490	94.94 94.95	105952 105952	106123 (‘08-11)	112703 (‘08-11)	107424 (‘08-11)	111047 (‘08-11) 2x Exhaust Steel 111048 (‘08-11) 2x Intake Titanium	114551 (‘09-11) BEARING 110917 (‘08-11) 2x
Please Note: Nikasil Piston Size	109491	94.96	105952 PIN	B/E BEARING 110687	TOP-END 112702	VALVE SHIM ASSORTMENT		
-Std. Compression 11.9:1 -Forged Piston			112668 (‘08-11) CLIPS 106181 (‘08-11)	(‘08-11) CRANKPIN 110347 (‘08-11)	(‘08-11)	111086 (‘08-11) 114176 (‘08-11)	111122 (‘08-11) 2x Intake VALVE SEAL 111122 (‘08-11) 2x Intake	OILSEAL SET
KTM 560 SM-R	PISTON KIT	SIZE	RING SET			CAMSHAFT	VALVE	CRANKBEARING & SEAL KIT
2006-2007 4-Stroke	-	100.00	-			BEARING 110709	111041 (‘06-07) 2x Exhaust Titanium 111042 (‘06-07) 2x Intake Titanium	114536 (‘06-07) BEARING
-Forged Piston			PIN 106162 (‘06-07) CLIPS 106186 (‘06-07)			(‘06-07)	VALVE SEAL 111122 (‘06-07) 4x	
KTM 620 LC4, Duke	PISTON KIT	SIZE	RING SET	CON. ROD KIT				
1994-1997 4-Stroke	109497 109498	100.94 100.95	110243 110243	106121 (‘94-97)				
Please Note: Nikasil Piston Size	109499	100.96	110243 PIN	B/E BEARING 110692 (‘94-97)				
-Std. Compression 11.7:1 -Forged Piston			112683 (‘94-97) CLIPS 113982 (‘94-97)	CRANKPIN 106227 (‘94-97)				
KTM 620 SC	PISTON KIT	SIZE	RING SET	CON. ROD KIT				
1998-2001 4-Stroke	109497 109498	100.94 100.95	110243 110243	106121 (‘98-01)				
Please Note: Nikasil Piston Size	109499	100.96	110243 PIN	B/E BEARING 110692 (‘98-01)				
-Std. Compression 11.7:1 -Forged Piston			112683 (‘98-01) CLIPS 113982 (‘98-01)	CRANKPIN 106227 (‘98-01)				
KTM 625 SXC	PISTON KIT	SIZE	RING SET	CON. ROD KIT				BEARING
2002-2007 4-Stroke	109497 109498	100.94 100.95	110243 110243	106121 (‘02-07)				110802 (‘02-07) Left 113513
Please Note:	109499	100.96	110243					



PISTONS, CONNECTING RODS, SEALS

DIRT BIKE	PISTON KIT	SIZE	PISTON PARTS	CONNECTING ROD PARTS	GASKETS	VALVE TRAIN PARTS I	VALVE TRAIN PARTS II	CRANKSHAFT PARTS
KTM CONTINUED								
KTM 640 LC4, Duke II 1998-2007 4-Stroke Please Note: Nikasil Piston Size -Std. Compression 11.7:1 -Forged Piston	PISTON KIT 109497 109498 109499	SIZE 100.94 100.95 100.96	RING SET 110243 110243 110243 PIN 112683 (‘98-07) CLIPS 113982 (‘98-07)	CON. ROD KIT 106121 (‘98-07) B/E BEARING 110692 (‘98-07) CRANKPIN 106227 (‘98-07)				BEARING 110802 (‘98-07) Left 113513 (‘98-07) Right
KTM 690 Enduro 2008-2010 4-Stroke Please Note: Nikasil Piston Size -Std. Compression 11.8:1 -Forged Piston	PISTON KIT 114215 114216 114217	SIZE 101.94 101.95 101.96	RING SET 114002 114002 114002 PIN 112684 (‘08-10) CLIPS 106183 (‘08-10)			VALVE SHIM ASSORTMENT 111086 (‘08-10) 114176 (‘08-10)	VALVE SEAL 111122 (‘08-10) 2x Intake 111122 (‘08-10) 2x Exhaust	
KTM 690 Enduro R 2009-2011 4-Stroke Please Note: Nikasil Piston Size -Std. Compression 11.8:1 -Forged Piston	PISTON KIT 114215 114216 114217	SIZE 101.94 101.95 101.96	RING SET 114002 114002 114002 PIN 112684 (‘09-11) CLIPS 106183 (‘09-11)			VALVE SHIM ASSORTMENT 111086 (‘09-11) 114176 (‘09-11)	VALVE SEAL 111122 (‘09-11) 2x Intake 111122 (‘09-11) 2x Exhaust	
KTM 690 Supermoto 2007-2009 4-Stroke Please Note: Nikasil Piston Size -Std. Compression 11.8:1 -Forged Piston	PISTON KIT 114215 114216 114217	SIZE 101.94 101.95 101.96	RING SET 114002 114002 114002 PIN 112684 (‘07-09) CLIPS 106183 (‘07-09)			VALVE SHIM ASSORTMENT 111086 (‘07-09) 114176 (‘07-09)	VALVE SEAL 111122 (‘07-09) 2x Intake 111122 (‘07-09) 2x Exhaust	

- accessories
- body
- handlebar & grips
- cables & levers
- exhaust
- engine**
- fuel & intake
- electrical & ignition
- clutch
- drive
- bearings
- brakes
- steering & suspension
- tires
- tools & shop

ENGINE



PISTONS, CONNECTING RODS, SEALS

- accessories
- body
- handlebar & grips
- cables & levers
- exhaust
- engine
- fuel & intake
- electrical & ignition
- clutch
- drive
- bearings
- brakes
- steering & suspension
- tires
- tools & shop

DIRT BIKE	PISTON KIT	SIZE	PISTON PARTS	CONNECTING ROD PARTS	GASKETS	VALVE TRAIN PARTS I	VALVE TRAIN PARTS II	CRANKSHAFT PARTS
KTM CONTINUED								
KTM 690 SMC 2008-2011 4-Stroke	PISTON KIT 114215 114216	SIZE 101.94 101.95	RING SET 114002 114002			VALVE SHIM ASSORTMENT 111086	VALVE SEAL 111122 (‘08-11) 2x Intake	
Please Note: Nikasil Piston Size	114217	101.96	114002			(‘08-11) 114176	111122 (‘08-11) 2x Exhaust	
-Std. Compression 11.8:1 -Forged Piston			PIN 112684 CLIPS 106183 (‘08-11)			(‘08-11)		
KTM 990 Supermoto 2008-2013 4-Stroke	PISTON KIT 113967 113968	SIZE 100.95 100.96	RING SET 110243 110243			VALVE SHIM ASSORTMENT 111086	VALVE SEAL 111122 (‘08-13) 4x Intake	
Twin Cylinder Please Note: Nikasil Piston Size	113969	100.97	110243			(‘08-13) 114176	111122 (‘08-13) 4x Exhaust	
-Std. Compression 11.5:1 -Forged Piston			PIN 112677 (‘08-13) CLIPS 113982 (‘08-13)			(‘08-13)		
KTM 990 Supermoto R 2009-2013 4-Stroke	PISTON KIT 113967 113968	SIZE 100.95 100.96	RING SET 110243 110243			VALVE SHIM ASSORTMENT 111086	VALVE SEAL 111122 (‘09-13) 4x Intake	
Twin Cylinder Please Note: Nikasil Piston Size	113969	100.97	110243			(‘09-13) 114176	111122 (‘09-13) 4x Exhaust	
-Std. Compression 11.5:1 -Forged Piston			PIN 112677 (‘09-13) CLIPS 113982 (‘09-13)			(‘09-13)		
MOTO TM								
MX 125 ‘92-13 EN 125 ‘92-13 2-Stroke	PISTON KIT 113436 113437	SIZE 53.94 53.95	RING SET 105936 105936	S/E BEARING 106798 (‘92-16)				BEARING 110773 (‘99-12) Left
Please Note: Nikasil Piston Size	109531 109532	53.96 53.97	105936 105936				110801 (‘13-14) Left	110720 (‘99-12) Right
109531-32 Cast Piston 113436-37 Forged Piston			PIN 106139 CLIPS 106173 (‘92-13)				110758 (‘13-14) Right	



PISTONS, CONNECTING RODS, SEALS

DIRT BIKE	PISTON KIT	SIZE	PISTON PARTS	CONNECTING ROD PARTS	GASKETS	VALVE TRAIN PARTS I	VALVE TRAIN PARTS II	CRANKSHAFT PARTS
MOTO TM CONTINUED								
MX 144 '08-14	PISTON KIT	SIZE	RING SET	S/E BEARING				BEARING
EN 144 '08-14	113433	55.94	114209	106798				110773
2-Stroke	113434	55.95	114209	('08-16)				('08-12) Left
Please Note:	113435	55.96	114209					110801
Nikasil Piston Size								('13-14) Left
								110720
								('08-12) Right
								110758
								('13-14) Right
MX 250 '99-16	PISTON KIT	SIZE	RING SET	S/E BEARING				BEARING
EN 250 '99-16	113448	66.34	-	106788				110776
2-Stroke	113449	66.35	-	('99-16)				('08-12) 2x
Please Note:	113450	66.36	-					110801
Nikasil Piston Size								('15-16) 2x
-Forged Piston								
-Dual Ring Design								
MX 250 F '01-06	PISTON KIT	SIZE	RING SET			CAMCHAIN		BEARING
EN 250 F '01-06	-	77.00	-			114210		110723
4-Stroke						('01-06)		('01-10) 2x
Please Note:								
Nikasil Piston Size								
-Forged Piston								
MX 250 F '07-10	PISTON KIT	SIZE	RING SET			CAMCHAIN		BEARING
EN 250 F '07-10	113887	76.96	113993			114211		110723
4-Stroke	113888	76.97	113993			('07-10)		('01-10) 2x
Please Note:	113889	76.98	113993					
Nikasil Piston Size								
-Forged Piston								
			PIN					
			112672					
			('07-12)					
			CLIPS					
			110325					
			('07-12)					
MX 250 Fi '10	PISTON KIT	SIZE	RING SET			CAMCHAIN		BEARING
EN 250 Fi '10	-	77.00	-			107373		110801
4-Stroke						('10-12)		('10-14) Right
Please Note:								
Nikasil Piston Size								
-Forged Piston								
-Fuel Injection								
MX 250 Fi '11-12	PISTON KIT	SIZE	RING SET			CAMCHAIN		BEARING
EN 250 Fi '11-12	113890	76.95	105907			107373		110801
4-Stroke	113891	76.96	105907			('10-12)		('10-15) Right
Please Note:	113892	76.97	105907					
Nikasil Piston Size								
-Forged Piston								
-Fuel Injection								
			PIN					
			112672					
			('07-12)					
			CLIPS					
			110325					
			('07-12)					
MX 300 '02-16	PISTON KIT	SIZE	RING SET	S/E BEARING				BEARING
EN 300 '02-16	113442	71.94	-	106788				110776
2-Stroke	113443	71.95	-	('99-16)				('01-14) 2x
Please Note:	113444	71.96	-					110801
Nikasil Piston Size								('15-16) 2x
-Forged Piston								
-Dual Ring Design								

- accessories
- body
- handlebar & grips
- cables & levers
- exhaust
- engine**
- fuel & intake
- electrical & ignition
- clutch
- drive
- bearings
- brakes
- steering & suspension
- tires
- tools & shop

ENGINE



PISTONS, CONNECTING RODS, SEALS

- accessories
- body
- handlebar & grips
- cables & levers
- exhaust
- engine
- fuel & intake
- electrical & ignition
- clutch
- drive
- bearings
- brakes
- steering & suspension
- tires
- tools & shop

DIRT BIKE	PISTON KIT	SIZE	PISTON PARTS	CONNECTING ROD PARTS	GASKETS	VALVE TRAIN PARTS I	VALVE TRAIN PARTS II	CRANKSHAFT PARTS
MOTO TM CONTINUED								
MX 400 F '01-03 EN 400 F '01-03 4-Stroke Please Note : Nikasil Piston Size	PISTON KIT -	SIZE 92.00	RING SET -			CAMCHAIN 107369 ('01-03)		
MX 450 F '05-08 EN 450 F '05-08 4-Stroke Please Note: Nikasil Piston Size	PISTON KIT 113925 113926 113927	SIZE 94.94 94.95 94.96	RING SET 114000 114000 114000			CAMCHAIN 114212 ('03-05) 107372 ('06-12)		BEARING
-Forged Piston			PIN 112668 ('05-11) CLIPS 106181 ('05-11)					
MX 450 F '09-10 MX 450 Fi '11 EN 450 Fi '11 4-Stroke Please Note: Nikasil Piston Size	PISTON KIT 113928 113929 113930	SIZE 94.94 94.95 94.96	RING SET 114000 114000 114000			CAMCHAIN 107372 ('06-12)		BEARING
-Forged Piston -Fuel Injection from 2011			PIN 112668 ('05-11) CLIPS 106181 ('05-11)					
MX 530 F '03-13 EN 530 F '03-13 4-Stroke Please Note: Nikasil Piston Size	PISTON KIT -	SIZE 98.00	RING SET -			CAMCHAIN 114213 ('02-06) 107374 ('07-13)		BEARING
-Forged Piston								
SHERCO								
SE / SM 50 2003-2016 2-Stroke	PISTON KIT 108279 108280 108281 108282	SIZE 40.30 40.50 40.75 41.00	RING SET 109577 109578 109579 109580	S/E BEARING 106823 ('03-16)				BEARING 110751 ('03-16) 2x
			PIN 106131 ('03-16) CLIPS 110318 ('03-16)					
250 SE / SE-R 2014-2016 2-Stroke Please Note: Nikasil Piston Size	PISTON KIT -	SIZE 66.40	RING SET -	S/E BEARING 106788 ('14-16)				BEARING 110723 ('14-16) Right
				B/E BEARING 110677 ('14-16)				
SE 2.5 i-FR '08-13 250 SE F / SE F-R '14-16 4-Stroke Please Note: Nikasil Piston Size	PISTON KIT -	SIZE 78.00	RING SET -	B/E BEARING 110681 ('08-16)				BEARING
-Forged Piston - Fuel Injection								



PISTONS, CONNECTING RODS, SEALS

DIRT BIKE	PISTON KIT	SIZE	PISTON PARTS	CONNECTING ROD PARTS	GASKETS	VALVE TRAIN PARTS I	VALVE TRAIN PARTS II	CRANKSHAFT PARTS
MOTO TM CONTINUED								
300 SE / SE-R 2014-2015 2-Stroke Please Note: Nikasil Piston Size	PISTON KIT -	SIZE 72.00	RING SET -	S/E BEARING 106788 (*14-16) B/E BEARING 110677 (*14-16)				BEARING 110723 (*14-16) Right
SE 3.0 i-FR '10-13 300 SE F / SE F-R '14-16 4-Stroke	PISTON KIT -	SIZE 84.00	RING SET -	B/E BEARING 110681 (*10-16)				BEARING
SE 4.5 i '04-08 SE 4.5 i-FR '09-13 SM 4.5 i '04-08 4-Stroke Please Note: Nikasil Piston Size -Forged Piston - Fuel Injection	PISTON KIT -	SIZE 94.50 (*04-08) 95.00 (*09-13)	RING SET -					BEARING
450 SE F-R 2015-2016 4-Stroke Please Note: Nikasil Piston Size -Forged Piston - Fuel Injection	PISTON KIT -	SIZE 95.00	RING SET -					BEARING
SE 5.1 i '07-08 SE 5.1 i-FR '09-13 SM 5.1 i '07-08 4-Stroke Please Note: Nikasil Piston Size	PISTON KIT -	SIZE 95.00	RING SET -					BEARING
SUZUKI								
RM 60 2003 2-Stroke	PISTON KIT 108998 108999	SIZE 42.95 42.96	RING SET 105914 105914 PIN 110292 (*03) CLIPS 110319 (*03)	CON. ROD KIT 112696 (*03) S/E BEARING 106810 (*03) B/E BEARING 110668 (*03) CRANKPIN 106199 (*03)	COMPLETE 107570 (*03) TOP-END 111096 (*03)			CRANKBEARING & SEAL KIT 114553 (*03) BEARING OILSEAL SET
RM 65 2003-2005 2-Stroke Please Note: Nikasil Piston Size -Molycoated Skirt	PISTON KIT 108994 108995 108996 108997	SIZE 44.45 44.46 44.47 44.48	RING SET 105913 105913 105913 105913 PIN 110292 (*03-05) CLIPS 110319 (*03-05)	CON. ROD KIT 112696 (*03-05) S/E BEARING 106810 (*03-05) B/E BEARING 110668 (*03-05) CRANKPIN 106199 (*03-05)	COMPLETE 107568 (*03-05) TOP-END 107757 (*03-05)			CRANKBEARING & SEAL KIT 114553 (*03-05) BEARING 110755 (*03-05) 2x OILSEAL SET 107988 (*03-05)
RM 80 1983-1985 2-Stroke	PISTON KIT -	SIZE 49.00	RING SET - CLIPS 110321 (*83-01)	S/E BEARING 106804 (*83-01)				BEARING 110715 (*83-88) Left 110717 (*83-85) Right

- accessories
- body
- handlebar & grips
- cables & levers
- exhaust
- engine
- fuel & intake
- electrical & ignition
- clutch
- drive
- bearings
- brakes
- steering & suspension
- tires
- tools & shop

ENGINE



PISTONS, CONNECTING RODS, SEALS

DIRT BIKE	PISTON KIT	SIZE	PISTON PARTS	CONNECTING ROD PARTS	GASKETS	VALVE TRAIN PARTS I	VALVE TRAIN PARTS II	CRANKSHAFT PARTS
SUZUKI CONTINUED								
RM 80	PISTON KIT	SIZE	RING SET	CON. ROD KIT	TOP-END			CRANKBEARING & SEAL KIT
1986-1990 2-Stroke	-	47.00	-	106053 (86-89) 106054 (90-01) S/E BEARING 106804 (83-01) B/E BEARING 106825 (86-89) 110667 (90-01) CRANKPIN 106198 (90-01)	107725 (86-88) 107726 (89) 107727 (90)			BEARING 110715 (83-88) Left 110755 (86-88) Right 110755 (89-01) 2x OILSEAL SET 107968 (89-98)
RM 80 (79cc)	PISTON KIT	SIZE	RING SET	CON. ROD KIT	COMPLETE			CRANKBEARING & SEAL KIT
1991-2001 2-Stroke	-	46.50	- CLIPS 110321 (83-01)	106054 (90-01) S/E BEARING 106804 (83-01) B/E BEARING 110667 (90-01) CRANKPIN 106198 (90-01)	107547 (91-01) TOP-END 107728 (91-01)			BEARING 110755 (89-01) 2x OILSEAL SET 107968 (89-98) 107974 (99-01)
RM 80 (82cc)	PISTON KIT	SIZE	RING SET	CON. ROD KIT	COMPLETE			CRANKBEARING & SEAL KIT
1991-2001 2-Stroke	108860 108861 108862 108863 108864	47.50 48.00 48.50 49.00 49.50	110113 110114 110116 110117 110118 PIN 106136 (91-01) CLIPS 110321 (83-01)	106054 (90-01) S/E BEARING 106804 (83-01) B/E BEARING 110667 (90-01) CRANKPIN 106198 (90-01)	107547 (91-01) TOP-END 107728 (91-01)			BEARING 110755 (89-01) 2x OILSEAL SET 107968 (89-98) 107974 (99-01)
RM 85	PISTON KIT	SIZE	RING SET	CON. ROD KIT	COMPLETE			CRANKBEARING & SEAL KIT
2002-2016 2-Stroke Please Note: Nikasil Piston Size -Molycoated Skirt	108865 108866 108867	47.94 47.95 47.96	105901 105901 105901 PIN 106136 (02-16) CLIPS 110321 (02-16)	106055 (02-16) S/E BEARING 106804 (02-16) B/E BEARING 110667 (02-16) CRANKPIN 106198 (02-16)	107548 (02-15) TOP-END 107729 (02-16)			BEARING 110755 (02-16) 2x OILSEAL SET 107974 (02-16)

- accessories
- body
- handlebar & grips
- cables & levers
- exhaust
- engine
- fuel & intake
- electrical & ignition
- clutch
- drive
- bearings
- brakes
- steering & suspension
- tires
- tools & shop



PISTONS, CONNECTING RODS, SEALS

DIRT BIKE	PISTON KIT	SIZE	PISTON PARTS	CONNECTING ROD PARTS	GASKETS	VALVE TRAIN PARTS I	VALVE TRAIN PARTS II	CRANKSHAFT PARTS
SUZUKI CONTINUED								
RM 100 2003 2-Stroke	PISTON KIT -	SIZE 52.50	RING SET -		TOP-END 107762 (‘03)			
TS 125 ER 1978-1987 2-Stroke	PISTON KIT 108832 108833 108834 108835 108836 108837 108838	SIZE 56.00 56.25 56.50 56.75 57.00 57.25 57.50	RING SET 110080 110081 110082 110083 110084 110085 110086 PIN 110298 (‘78-87) CLIPS 110322 (‘78-87)	CON. ROD KIT 106048 S/E BEARING 106805				
TS 125 X 1978-1987 2-Stroke	PISTON KIT 108832 108833 108834 108835 108836 108837 108838	SIZE 56.00 56.25 56.50 56.75 57.00 57.25 57.50	RING SET 110080 110081 110082 110083 110084 110085 110086 PIN 110298 (‘78-87) CLIPS 110322 (‘78-87)	CON. ROD KIT 106049 S/E BEARING 106805 B/E BEARING 106828 CRANKPIN				
RM 125 1981-1984 2-Stroke	PISTON KIT -	SIZE 54.00	RING SET - PIN 106137 (‘81-84) CLIPS 110321 (‘81-87)	CON. ROD KIT 106048 (‘81) 106058 (‘84-86) S/E BEARING 106805 (‘80-86) B/E BEARING 106828 (‘82-96) CRANKPIN 106197 (‘79-80) (‘82-83) 110330 (‘84-11)				BEARING 110719 (‘77-88) Left 110772 (‘77-88) Right
RM 125 1985-1986 2-Stroke	PISTON KIT 108882 108883	SIZE 55.00 55.50	RING SET 110133 - PIN 106138 (‘85-87) CLIPS 110321 (‘81-87)	CON. ROD KIT 106058 (‘84-86) S/E BEARING 106805 (‘80-86) B/E BEARING 106828 (‘82-96) CRANKPIN 110330 (‘84-11)				BEARING 110719 (‘77-88) Left 110772 (‘77-88) Right OILSEAL SET 107973 (‘86-88)

- accessories
- body
- handlebar & grips
- cables & levers
- exhaust
- engine**
- fuel & intake
- electrical & ignition
- clutch
- drive
- bearings
- brakes
- steering & suspension
- tires
- tools & shop

ENGINE



PISTONS, CONNECTING RODS, SEALS

DIRT BIKE	PISTON KIT	SIZE	PISTON PARTS	CONNECTING ROD PARTS	GASKETS	VALVE TRAIN PARTS I	VALVE TRAIN PARTS II	CRANKSHAFT PARTS
SUZUKI CONTINUED								
RM 125	PISTON KIT	SIZE	RING SET	CON. ROD KIT	TOP-END			CRANKBEARING & SEAL KIT
1987	108885	54.00	110135	106059	107732			BEARING
2-Stroke	108886	54.25	-	('87-96)	('87-88)			110719
Please Note:	108887	54.50	110136					('77-88) Left
1987 model Con. Rod Kit	108888	54.75	-	S/E BEARING				110772
Requires Extra 106806		55.00	110137	106806				('77-88) Right
Piston Pin Bearing	108889	55.50	110139	('87)				OILSEAL SET
			PIN	B/E BEARING				107973
			106138	106828				('86-88)
			('85-87)	('82-96)				
			CLIPS	CRANKPIN				
			110321	110330				
			('81-87)	('84-11)				
RM 125	PISTON KIT	SIZE	RING SET	CON. ROD KIT	TOP-END			CRANKBEARING & SEAL KIT
1988	108890	54.00	110135	106059	107732			BEARING
2-Stroke	108891	54.50	110136	('87-96)	('87-88)			110719
			PIN	S/E BEARING				('77-88) Left
			110301	106807				110772
			('88-11)	('88-11)				('77-88) Right
			CLIPS	B/E BEARING				OILSEAL SET
			106173	106828				107973
			('88-11)	('82-96)				('86-88)
				CRANKPIN				
				110330				
				('84-11)				
RM 125	PISTON KIT	SIZE	RING SET	CON. ROD KIT	TOP-END			CRANKBEARING & SEAL KIT
1989	108895	54.00	110141	106059	107733			BEARING
2-Stroke	108896	54.50	110143	('87-96)	('89)			110773
	108897	54.75	-					('89-11) 2x
			PIN	S/E BEARING				OILSEAL SET
			110301	106807				107968
			('88-11)	('88-11)				('89-98)
			CLIPS	B/E BEARING				
			106173	106828				
			('88-11)	('82-96)				
				CRANKPIN				
				110330				
				('84-11)				
RM 125	PISTON KIT	SIZE	RING SET	CON. ROD KIT	COMPLETE			CRANKBEARING & SEAL KIT
1990-1999	108899	53.94	105902	106059	107550			BEARING
2-Stroke	108900	53.95	105902	('87-96)	('92-97)			114563
Please Note:	108901	53.96	105902	106060	107551			('99-11)
Nikasil Piston Size	108902	53.97	105902	('97-98)	('98-00)			
				106061				
			PIN	('99-03)	TOP-END			
			110301		107734			BEARING
			('88-11)	S/E BEARING	('90)			110773
				106807	107735			('89-11) 2x
			CLIPS	('88-11)	('91)			OILSEAL SET
			106173		107736			107968
			('88-11)	B/E BEARING	('92-97)			('89-98)
				106828	107737			107974
				('82-96)	('98-03)			('99-11)
				110669				
				('97-11)				



PISTONS, CONNECTING RODS, SEALS

DIRT BIKE	PISTON KIT	SIZE	PISTON PARTS	CONNECTING ROD PARTS	GASKETS	VALVE TRAIN PARTS I	VALVE TRAIN PARTS II	CRANKSHAFT PARTS
SUZUKI CONTINUED								
RM 125	PISTON KIT	SIZE	RING SET	CON. ROD KIT	COMPLETE			CRANKBEARING & SEAL KIT
2000-2003	108905	53.94	105902	106061	107551			114563
2-Stroke	108906	53.95	105902	('99-03)	('98-00)			('99-11)
Please Note:	108907	53.96	105902	S/E BEARING	107552			BEARING
Nikasil Piston Size	108908	53.97	105902	106807	('01-03)			110773
-Molycoated Skirt			PIN	('88-11)	TOP-END			('89-11) 2x
			110301	B/E BEARING	107737			OILSEAL SET
			('88-11)	110669	('98-03)			107974
			CLIPS	('97-11)				('99-11)
			106173	CRANKPIN				
			('88-11)	110330				
				('84-11)				
RM 125	PISTON KIT	SIZE	RING SET	CON. ROD KIT	COMPLETE			CRANKBEARING & SEAL KIT
2004-2011	108911	53.95	105902	106062	107553			114563
2-Stroke	108912	53.96	105902	('04-11)	('04-11)			('99-11)
Please Note:	108913	53.97	105902	S/E BEARING	TOP-END			BEARING
Nikasil Piston Size				106807	107738			110773
Replating or			PIN	('88-11)	('04-11)			('89-11) 2x
Cylinder Sleeving			110301	B/E BEARING				OILSEAL SET
Required for Over-sizes			('88-11)	110669				107974
-Molycoated Skirt			CLIPS	('97-11)				('99-11)
			106173	CRANKPIN				
			('88-11)	110330				
				('84-11)				
TS 185	PISTON KIT	SIZE	RING SET	CON. ROD KIT				
2-Stroke	108849	64.00	110104	106051				
	108850	64.25	110105	S/E BEARING				
	108851	64.50		106791				
	108852	64.75	110107	B/E BEARING				
	108853	65.00	110108	106828				
			CLIPS					
			110326					
TS 250	PISTON KIT	SIZE	RING SET					
2-Stroke	108921	70.25	110157					
	108922	70.50	110158					
	108923	70.75	110159					
	108924	71.00	110160	PIN				
				106155				
				CLIPS				
				106176				
RM 250	PISTON KIT	SIZE	RING SET	S/E BEARING				BEARING
1982-1985	108914	70.25	110151	106808				110723
2-Stroke	108918	71.25	-	('77-12)				('82-88) Left
			PIN					110758
			106158					('82-93) Right
			('82-95)					
			CLIPS					
			106177					
			('82-12)					

- accessories
- body
- handlebar & grips
- cables & levers
- exhaust
- engine**
- fuel & intake
- electrical & ignition
- clutch
- drive
- bearings
- brakes
- steering & suspension
- tires
- tools & shop

ENGINE



PISTONS, CONNECTING RODS, SEALS

- accessories
- body
- handlebar & grips
- cables & levers
- exhaust
- engine
- fuel & intake
- electrical & ignition
- clutch
- drive
- bearings
- brakes
- steering & suspension
- tires
- tools & shop

DIRT BIKE	PISTON KIT	SIZE	PISTON PARTS	CONNECTING ROD PARTS	GASKETS	VALVE TRAIN PARTS I	VALVE TRAIN PARTS II	CRANKSHAFT PARTS
SUZUKI CONTINUED								
RM 250 1986 2-Stroke	PISTON KIT -	SIZE 67.00	RING SET - PIN 106158 ('82-95) CLIPS 106177 ('82-12)	S/E BEARING 106808 ('77-12)				CRANKBEARING & SEAL KIT BEARING 110723 ('82-88) Left 110758 ('82-93) Right OILSEAL SET 107976 ('86-93)
RM 250 1987-1988 2-Stroke	PISTON KIT -	SIZE 67.00	RING SET - PIN 106158 ('82-95) CLIPS 106177 ('82-12)	S/E BEARING 106808 ('77-12)	TOP-END 107739 ('87-88)			CRANKBEARING & SEAL KIT BEARING 110723 ('82-88) Left OILSEAL SET 107976 ('86-93)
RM 250 1989-1995 2-Stroke Please Note: Nikasil Piston Size	PISTON KIT 108927 108928 108929 108930	SIZE 66.94 66.95 66.96 66.97	RING SET 105903 105903 105903 105903 PIN 106158 ('82-95) CLIPS 106177 ('82-12)	CON. ROD KIT 106063 ('89-95) S/E BEARING 106808 ('77-12) B/E BEARING 110674 ('89-12) CLIPS 106177 ('82-12) CRANKPIN 106208 ('89-02)	COMPLETE 107554 ('92-93) 107555 ('94-95) TOP-END 107739 ('87-88) 107740 ('89-90) 107741 ('91-95)			CRANKBEARING & SEAL KIT BEARING 110758 ('89-93) 2x 110775 ('94-04) 2x OILSEAL SET 107976 ('86-93) 107977 ('94-95)
RM 250 1996-1997 2-Stroke Please Note: Nikasil Piston Size -Molycoated Skirt	PISTON KIT 108420 108421 108422 108423 108424	SIZE 66.34 66.35 66.36 66.37 66.38	RING SET 105877 105877 105877 105877 105877 PIN 106156 ('96-98) CLIPS 106177 ('82-12)	CON. ROD KIT 106064 ('96-02) S/E BEARING 106808 ('77-12) B/E BEARING 110674 ('89-12) CRANKPIN 106208 ('89-02)	COMPLETE 107556 ('96-98) TOP-END 107742 ('96-98)			CRANKBEARING & SEAL KIT BEARING 110775 ('94-04) 2x OILSEAL SET 107978 ('96-99)



PISTONS, CONNECTING RODS, SEALS

DIRT BIKE	PISTON KIT	SIZE	PISTON PARTS	CONNECTING ROD PARTS	GASKETS	VALVE TRAIN PARTS I	VALVE TRAIN PARTS II	CRANKSHAFT PARTS
SUZUKI CONTINUED								
RM 250	PISTON KIT	SIZE	RING SET	CON. ROD KIT	COMPLETE			CRANKBEARING & SEAL KIT
1998	108426	66.34	105877	106064	107556			BEARING 110775 (‘94-04) 2x
2-Stroke	108427	66.35	105877	(‘96-02)	(‘96-98)			
Please Note:	108428	66.36	105877					OILSEAL SET 107978 (‘96-99)
Nikasil Piston Size	108429	66.37	105877	S/E BEARING 106808 (‘77-12)	TOP-END 107742 (‘96-98)			
-Molycoated Skirt			PIN 106156 (‘96-98)	B/E BEARING 110674 (‘89-12)				
			CLIPS 106177 (‘82-12)	CRANKPIN 106208 (‘89-02)				
RM 250	PISTON KIT	SIZE	RING SET	CON. ROD KIT	COMPLETE			CRANKBEARING & SEAL KIT
1999	108944	66.37	105905	106064	107557			BEARING 110775 (‘94-04) 2x
2-Stroke			PIN 106158 (‘99-02)	(‘96-02)	(‘99-00)			
Please Note:			CLIPS 106177 (‘82-12)	S/E BEARING 106808 (‘77-12)	TOP-END 107743 (‘99-00)			OILSEAL SET 107978 (‘96-99)
Nikasil Piston Size				B/E BEARING 110674 (‘89-12)				
				CRANKPIN 106208 (‘89-02)				
RM 250	PISTON KIT	SIZE	RING SET	CON. ROD KIT	COMPLETE			CRANKBEARING & SEAL KIT
2000-2002	108947	66.34	105905	106064	107557			BEARING 110775 (‘94-04) 2x
2-Stroke	108948	66.35	105905	(‘96-02)	(‘99-00)			
Please Note:	108949	66.36	105905					OILSEAL SET 107979 (‘00-02)
Nikasil Piston Size			PIN 106158 (‘99-02)	S/E BEARING 106808 (‘77-12)	TOP-END 107558 (‘01) 107559 (‘02)			
-Molycoated Skirt			CLIPS 106177 (‘82-12)	B/E BEARING 110674 (‘89-12)	CRANKPIN 106208 (‘89-02)			
RM 250	PISTON KIT	SIZE	RING SET	CON. ROD KIT	COMPLETE			CRANKBEARING & SEAL KIT
2003-2012	112644	66.35	105890	106065	107560			BEARING 110775 (‘94-04) 2x
Please Note:	108711	66.36	105890	(‘03-12)	(‘03-05)			
Nikasil Piston Size	108712	66.37	105890		107561			OILSEAL SET 107980 (‘03-04) 107981 (‘05-12)
-Molycoated Skirt	112643	66.38	105890	S/E BEARING 106808 (‘77-12)	TOP-END 107746 (‘03-05) 107747 (‘06-12)			
			PIN 110308 (‘03-12)	B/E BEARING 110674 (‘89-12)	CRANKPIN 110334 (‘03-12)			

- accessories
- body
- handlebar & grips
- cables & levers
- exhaust
- engine**
- fuel & intake
- electrical & ignition
- clutch
- drive
- bearings
- brakes
- steering & suspension
- tires
- tools & shop

ENGINE



PISTONS, CONNECTING RODS, SEALS

DIRT BIKE	PISTON KIT	SIZE	PISTON PARTS	CONNECTING ROD PARTS	GASKETS	VALVE TRAIN PARTS I	VALVE TRAIN PARTS II	CRANKSHAFT PARTS
SUZUKI CONTINUED								
RMX 250	PISTON KIT	SIZE	RING SET	CON. ROD KIT	TOP-END			
1989-2000	108931	66.94	105903	106063	107749			
2-Stroke	108932	66.95	105903	('89-00)	('89-94)			
Please Note: Nikasil Piston Size	108933	66.96	105903	S/E BEARING 106808 ('89-00)	107750 ('95-00)			
			PIN 106158 ('89-00)	B/E BEARING 110674 ('89-00)				
			CLIPS 106177 ('89-00)	CRANKPIN 106208 ('89-00)				
RM-Z 250	PISTON KIT	SIZE	RING SET	CON. ROD KIT	COMPLETE	CAM CHAIN	VALVE	CRANKSHAFT
2004-2006	109264	76.96	105927	106084	107583	107377	111000	106260
4-Stroke	113866	76.97	105927	('04-15)	('04-06)	('04-16)	('04-06) 2x Exhaust Titanium	('04-06)
Please Note: Nikasil Piston Size	113867	76.98	105927	B/E BEARING	TOP-END	VALVE SHIM	111001	CRANKBEAR- ING & SEAL KIT
			PIN	110681	107775	ASSORTMENT	('04-06) 2x Intake Titanium	114556
-Std. Compression 12.6:1			106143	('04-16)	('04-06)			('04-06)
-Forged Piston			('04-06)	CRANKPIN			OVERSIZE VALVE	BEARING
			CLIPS 110325 ('04-16)	106220 ('04-15)			+ 1.00 MM. 110998 ('04-06) Exhaust 110998 ('04-06) Intake	110728 ('04-06) 2x
							TI-STEEL CONVERSION SET 114024 ('04-06) Exhaust 114029 ('04-06) Intake	OILSEAL 111268 ('04-06) 1x
							VALVE SEAL 111117 ('04-06) 2x Intake 111117 ('04-06) 2x Exhaust	



PISTONS, CONNECTING RODS, SEALS

DIRT BIKE	PISTON KIT	SIZE	PISTON PARTS	CONNECTING ROD PARTS	GASKETS	VALVE TRAIN PARTS I	VALVE TRAIN PARTS II	CRANKSHAFT PARTS
SUZUKI CONTINUED								
RM-Z 250	PISTON KIT	SIZE	RING SET	CON. ROD KIT	COMPLETE	CAM CHAIN	VALVE	CRANKBEARING & SEAL KIT
2007-2009 4-Stroke	108955 113853	76.96 76.97	105906 105906	106084 (‘04-15)	107562 (‘07-09)	107377 (‘04-16)	110983 (‘07-16) 2x Exhaust Titanium 110984 (‘07-09) 2x Intake Titanium	114566 (‘07-09) BEARING 110783 (‘07-09) 2x
Please Note: Nikasil Piston Size	113854	76.98	105906	B/E BEARING 110681	TOP-END 107751	VALVE SHIM ASSORTMENT	(‘07-09) 2x Intake Titanium	BEARING 110783 (‘07-09) 2x
-Std. Compression 13.4:1 -Forged Piston			110325 (‘04-16)	(‘04-16)	(‘07-09)	111087 (‘04-16) 114177 (‘04-16)	OVERSIZE VALVE + 1.00 MM. 110981 (‘07-16) Exhaust TI-STEEL CONVERSION SET 114023 (‘07-16) Exhaust 114028 (‘07-15) Intake VALVE SEAL 111114 (‘07-16) 2x Intake 111114 (‘07-16) 2x Exhaust	OILSEAL 111259 (‘07-09) 1x
RM-Z 250	PISTON KIT	SIZE	RING SET	CON. ROD KIT	COMPLETE	CAM CHAIN	VALVE	CRANKBEARING & SEAL KIT
2010-2016 4-Stroke	108958 108960	76.96 76.97	105907 105907	106084 (‘04-15)	113048 (‘10-15)	107377 (‘04-16)	110983 (‘07-16) 2x Exhaust Titanium 110985 (‘10-15) 2x Intake Titanium	114567 (‘10-16) BEARING 110784 (‘10-16) 2x
Please Note: Nikasil Piston Size	108960	76.98	105907	B/E BEARING 110681	TOP-END 114186	VALVE SHIM ASSORTMENT	(‘07-16) 2x Exhaust Titanium 110985 (‘10-15) 2x Intake Titanium	BEARING 110784 (‘10-16) 2x
-Std. Compression 13.4:1 -Forged Piston -Fuel Injection			112672 (‘10-16)	(‘04-16)	(‘10-16)	111087 (‘04-16) 114177 (‘04-16)	OVERSIZE VALVE + 1.00 MM. 110981 (‘07-16) Exhaust TI-STEEL CONVERSION SET 114023 (‘07-16) Exhaust 114028 (‘07-15) Intake VALVE SEAL 111114 (‘07-16) 2x Intake 111114 (‘07-16) 2x Exhaust	OILSEAL SET 107982 (‘10-16)
			CLIPS 110325 (‘04-16)	CRANKPIN 106220 (‘04-15)				

- accessories
- body
- handlebar & grips
- cables & levers
- exhaust
- engine
- fuel & intake
- electrical & ignition
- clutch
- drive
- bearings
- brakes
- steering & suspension
- tires
- tools & shop

ENGINE



PISTONS, CONNECTING RODS, SEALS

DIRT BIKE	PISTON KIT	SIZE	PISTON PARTS	CONNECTING ROD PARTS	GASKETS	VALVE TRAIN PARTS I	VALVE TRAIN PARTS II	CRANKSHAFT PARTS
SUZUKI CONTINUED								
DR 350	PISTON KIT	SIZE	RING SET		TOP-END	CAM CHAIN	VALVE SEAL	CRANKBEARING & SEAL KIT
1990-1999 4-Stroke	-	79.00	-		114188 ('90-99)	113514 ('90-99)	111115 ('90-99) 2x Intake 111115 ('90-99) 2x Exhaust	BEARING 110731 ('90-99) Left 110762 ('90-99) Right
-Std. Compression 9.5:1								
DR-Z 400	PISTON KIT	SIZE	RING SET	CON. ROD KIT	COMPLETE	CAM CHAIN	VALVE	CRANKBEARING & SEAL KIT
2000-2016 4-Stroke	113862 113863	89.96 89.97	105909 105909	106067 ('00-16)	107565 ('00-16)	107393 ('00-16)	110986 ('00-16) 2x Exhaust Steel 110987 ('00-16) 2x Intake Steel	BEARING 110765 ('00-16) 2x
Please Note: Nikasil Piston Size	113864	89.98	105909	B/E BEARING 110688 ('00-16)	TOP-END 107754 ('00-16)	VALVE SHIM ASSORTMENT 111089 ('00-16)		
-Std. Compression 12.2:1	COMPRESSION							
-High Compression 13.5:1	108970	89.96	105909			114179 ('00-16)	VALVE SEAL 111115 ('00-16) 2x Intake 111115 ('00-16) 2x Exhaust	
-Forged Piston	108971	89.97	105909	CLIPS 106183 ('00-16)				
RM-Z 450	PISTON KIT	SIZE	RING SET	CON. ROD KIT	COMPLETE	CAM CHAIN	VALVE	CRANKSHAFT
2005-2007 4-Stroke	108983 108984	95.47 95.48	105910 105910	106068 ('05-07)	107563 ('05-07)	107394 ('05-16)	110988 ('05-06) 2x Exhaust Titanium 110992	106257 ('05-07)
Please Note: Nikasil Piston Size	108985 & 108972	95.49 97.50	105910 110169	B/E BEARING 110686 ('05-16)	TOP-END 107752 ('05-07)	VALVE SHIM ASSORTMENT 111089 ('04-16) 114179 ('04-16)	110989 ('05-06) 2x Intake Titanium 110993 ('07) 2x Intake Titanium	CRANKBEARING & SEAL KIT 114568 ('05-07)
Replating or Cylinder Sleeving	HIGH COMPRESSION			CRANKPIN				
Required for Over-sizes	108986 108987	95.47 95.48	105910 105910	112945 ('05-16)				BEARING 110794 ('05-07) 2x
-Std. Compression 12.0:1								
-High Compression 13.0:1			PIN					
-Forged Piston			112668 ('05-16)				TI-STEEL CONVERSION SET 111057 ('05-06) Exhaust 111075 ('05-06) Intake 111077 ('07) Intake VALVE SEAL 111115 ('05-06) 2x Intake 111115	OILSEAL 111259 ('05-07) 1x VALVE SEAL ('05-06) 2x Exhaust 111116 ('07-16) 2x Intake 111116 ('07-16) 2x Exhaust
			CLIPS 106181 ('05-16)					



PISTONS, CONNECTING RODS, SEALS

DIRT BIKE	PISTON KIT	SIZE	PISTON PARTS	CONNECTING ROD PARTS	GASKETS	VALVE TRAIN PARTS I	VALVE TRAIN PARTS II	CRANKSHAFT PARTS
SUZUKI CONTINUED								
RM-Z 450	PISTON KIT	SIZE	RING SET	CON. ROD KIT	COMPLETE	CAM CHAIN	VALVE	CRANKBEARING & SEAL KIT
2008-2012 4-Stroke	108978 108979	95.96 95.97	105912 105912	106069 (‘08-12)	113049 (‘08-15)	107394 (‘05-16)	110994 (‘08-16) 2x Exhaust Titanium 110995 (‘08-16) 2x Intake Titanium	114569 (‘08-16) BEARING 110794 (‘05-16) Right 110785 (‘08-16) Left
Please Note: Nikasil Piston Size	108980 HIGH	95.98	105912	B/E BEARING 110686	TOP-END 114191	VALVE SHIM ASSORTMENT		
-Std. Compression 12.2:1	COMPRESSION			(‘05-16)	(‘08-16)	111089		
-Forged Piston	108981	95.96	105912	CRANKPIN 112945		(‘04-16) 114179 (‘04-16)	TI-STEEL CONVERSION SET 111060 (‘08-16) Exhaust 111078 (‘08-16) Intake	
-Fuel Injection	108982	95.97	105912	PIN 112668 (‘05-16)			VALVE SEAL 111116 (‘07-16) 2x Intake 111116 (‘07-16) 2x Exhaust	OILSEAL SET 107985 (‘08-16)
RM-Z 450	PISTON KIT	SIZE	RING SET	CON. ROD KIT	COMPLETE	CAM CHAIN	VALVE	CRANKBEARING & SEAL KIT
2013-2016 4-Stroke	113859 113860	95.96 95.97	105912 105912	106068 (‘13-16)	113049 (‘08-15)	107394 (‘05-16)	110994 (‘08-16) 2x Exhaust Titanium 110995 (‘08-16) 2x Intake Titanium	114569 (‘08-16) BEARING 110794 (‘05-16) Right 110785 (‘08-16) Left
Please Note: Nikasil Piston Size	113861	95.98	105912	B/E BEARING 110686	TOP-END 114191	VALVE SHIM ASSORTMENT		
-Std. Compression 12.5:1			112668	(‘05-16)	(‘08-16)	111089		
-Forged Piston			(‘05-16)	CRANKPIN 112945		(‘04-16) 114179 (‘04-16)	TI-STEEL CONVERSION SET 111060 (‘08-16) Exhaust 111078 (‘08-16) Intake	
-Fuel Injection			CLIPS 106181 (‘05-16)	(‘05-16)			VALVE SEAL 111116 (‘07-16) 2x Intake 111116 (‘07-16) 2x Exhaust	OILSEAL SET 107985 (‘08-16)

- accessories
- body
- handlebar & grips
- cables & levers
- exhaust
- engine**
- fuel & intake
- electrical & ignition
- clutch
- drive
- bearings
- brakes
- steering & suspension
- tires
- tools & shop

ENGINE



PISTONS, CONNECTING RODS, SEALS

DIRT BIKE	PISTON KIT	SIZE	PISTON PARTS	CONNECTING ROD PARTS	GASKETS	VALVE TRAIN PARTS I	VALVE TRAIN PARTS II	CRANKSHAFT PARTS
SUZUKI CONTINUED								
RMX 450 Z	PISTON KIT	SIZE	RING SET	CON. ROD KIT	COMPLETE	CAM CHAIN	VALVE	CRANKBEARING & SEAL KIT
2010-2016	108978	95.96	105912	106069	113049	107394	110994	114569
4-Stroke	108979	95.97	105912	('10-16)	('10-11)	('10-16)	('10-16) 2x Exhaust Titanium	('10-16)
Please Note: Nikasil Piston Size	108980	95.98	105912	B/E BEARING 110686	TOP-END 114191	VALVE SHIM ASSORTMENT	110995 ('10-16) 2x Intake Titanium	BEARING 110785
-Std. Compression 12.2:1	COMPRESSION			('10-16)	('10-16)	111089	Titanium	110785
-High Compression 13.2:1	108981	95.96	105912			('10-16)		('10-16) Left
-Forged Piston	108982	95.97	105912	CRANKPIN 112945		114179	TI-STEEL CONVERSION SET 111060 ('10-16) Exhaust	110794 ('10-16) Right
-Fuel Injection			PIN 112668	('10-16)			111078 ('10-16) Intake	OILSEAL SET 107985 ('10-16)
			CLIPS 106181 ('10-16)				VALVE SEAL 111116 ('10-16) 2x Intake 111116 ('10-16) 2x Exhaust	
YAMAHA								
PW 50	PISTON KIT	SIZE	RING SET	S/E BEARING	TOP-END			CRANKBEARING & SEAL KIT
1981-2016	108537	40.00	109718	106780	107661			114570 ('81-16)
2-Stroke	108538	40.25	109719	('81-16)	('90-16)			BEARING 110713 ('81-16)
	108539	40.50	109720					OILSEAL SET 113394 ('81-16)
	108540	40.75	109721	PIN 106130 ('81-16)				
	108541	41.00	109722	CLIPS 110317 ('81-16)				
	108543	41.50	109724					
	108545	42.00	109726					
PW 80	PISTON KIT	SIZE	RING SET	CON. ROD KIT	TOP-END			CRANKBEARING & SEAL KIT
1983-2006	108555	47.00	109727	106001	107662			110719 ('83-06) 2x
2-Stroke	108556	47.50	109729	('83-06)	('83-06)			BEARING 110719 ('83-06) 2x
	108557	48.00	109730	S/E BEARING 106790 ('83-06)				OILSEAL SET 113472 ('83-06)
			PIN 106133 ('83-06)	CRANKPIN 106199 ('83-06)				
			CLIPS 110320 ('83-06)					



PISTONS, CONNECTING RODS, SEALS

DIRT BIKE	PISTON KIT	SIZE	PISTON PARTS	CONNECTING ROD PARTS	GASKETS	VALVE TRAIN PARTS I	VALVE TRAIN PARTS II	CRANKSHAFT PARTS
YAMAHA CONTINUED								
YZ 80 1982-1987 2-Stroke	PISTON KIT -	SIZE 47.00	RING SET - PIN 110293 ('82-87) CLIPS 110318 ('82-87)	CON. ROD KIT 106010 ('84-85) S/E BEARING 106795 ('82-92) B/E BEARING 106825 ('82-92) CRANKPIN 110328 ('82-83) ('86-92)	COMPLETE 107518 ('86-92) TOP-END 107665 ('86-92)			CRANKBEARING & SEAL KIT BEARING 110715 ('80-92) 2x OILSEAL SET 107946 ('82-01)
YZ 80 (79cc) 1993-2001 2-Stroke Please Note: Nikasil Piston Size -Molycoated Skirt	PISTON KIT 113398 108594 108595 108596	SIZE 45.93 45.94 45.95 45.96	RING SET 105884 105884 105884 105884 PIN 106135 ('93-01) CLIPS 110321 ('93-01)	CON. ROD KIT 106011 ('93-01) S/E BEARING 106783 ('93-01) B/E BEARING 110667 ('93-01)	COMPLETE 107519 ('93-01) TOP-END 107666 ('93-01)			CRANKBEARING & SEAL KIT 114571 ('93-01) BEARING 110715 ('80-01) Left 110755 ('93-01) Right OILSEAL SET 107946 ('82-01)
YZ 80 (82cc) 1993-2001 2-Stroke Please Note: Nikasil Piston Size -Molycoated Skirt	PISTON KIT 108597 108598 108599	SIZE 46.94 46.95 46.96	RING SET 109767 109767 109767 PIN 106135 ('93-01) CLIPS 110321 ('93-01)	CON. ROD KIT 106011 ('93-01) S/E BEARING 106783 ('93-01) B/E BEARING 110667 ('93-01)	COMPLETE 107519 ('93-01) TOP-END 107666 ('93-01)			CRANKBEARING & SEAL KIT 114571 ('93-01) BEARING 110715 ('80-01) Left 110755 ('93-01) Right OILSEAL SET 107946 ('82-01)
YZ 85 2002-2016 2-Stroke Please Note: Nikasil Piston Size -Molycoated Skirt	PISTON KIT 111707 111708 111709	SIZE 47.44 47.45 47.46	RING SET 105886 105886 105886 PIN 106135 ('02-16) CLIPS 110321 ('02-16)	CON. ROD KIT 106011 ('02-16) S/E BEARING 106783 ('02-16) B/E BEARING 110667 ('02-16)	COMPLETE 107520 ('02-16) TOP-END 107680 ('02-16)			CRANKBEARING & SEAL KIT 114571 ('02-16) BEARING 110715 ('02-16) Left 110755 ('02-16) Right OILSEAL SET 107946 ('02-16)
TT-R 125 2001-2016 4-Stroke	PISTON KIT -	SIZE 54.00	RING SET -		TOP-END 107682 ('01-16)		VALVE 110950 ('01-07) 1x Exhaust Steel 110951 ('01-07) 1x Intake Steel	

- accessories
- body
- handlebar & grips
- cables & levers
- exhaust
- engine
- fuel & intake
- electrical & ignition
- clutch
- drive
- bearings
- brakes
- steering & suspension
- tires
- tools & shop

ENGINE



PISTONS, CONNECTING RODS, SEALS

- accessories
- body
- handlebar & grips
- cables & levers
- exhaust
- engine
- fuel & intake
- electrical & ignition
- clutch
- drive
- bearings
- brakes
- steering & suspension
- tires
- tools & shop

DIRT BIKE	PISTON KIT	SIZE	PISTON PARTS	CONNECTING ROD PARTS	GASKETS	VALVE TRAIN PARTS I	VALVE TRAIN PARTS II	CRANKSHAFT PARTS
YAMAHA CONTINUED								
YZ 125 1979-1980 2-Stroke	-	56.00	- PIN 106144 ('79-93) CLIPS 110325 ('79-96)	106017 ('74-79)				CRANKBEARING & SEAL KIT 114572 ('80-85) BEARING 110719 ('77-85) Left 110755 ('77-85) Right OILSEAL SET 107947 ('77-79) 107948 ('80-85)
YZ 125 1981-1982 2-Stroke	-	56.00	- PIN 106144 ('79-93) CLIPS 110325 ('79-96)	S/E BEARING 106796 ('80-96) B/E BEARING 106830 ('80-85) CRANKPIN 106205 ('80-85)				CRANKBEARING & SEAL KIT 114572 ('80-85) BEARING 110719 ('77-85) Left OILSEAL SET 107948 ('80-85)
YZ 125 1983 2-Stroke	108610	56.25	109773 PIN 106144 ('79-93) CLIPS 110325 ('79-96)	S/E BEARING 106796 ('80-96) B/E BEARING 106830 ('80-85) CRANKPIN 106205 ('80-85)				CRANKBEARING & SEAL KIT 114572 ('80-85) BEARING 110719 ('77-85) Left OILSEAL SET 107948 ('80-85)
YZ 125 1984 2-Stroke	108603 108604 108605 108608	56.25 56.50 56.75 57.75	109773 - - - PIN 106144 ('79-93) CLIPS 110325 ('79-96)	S/E BEARING 106796 ('80-96) B/E BEARING 106830 ('80-85) CRANKPIN 106205 ('80-85)				CRANKBEARING & SEAL KIT 114572 ('80-85) BEARING 110719 ('77-85) Left 110755 ('77-85) Right OILSEAL SET 107948 ('80-85)



PISTONS, CONNECTING RODS, SEALS

DIRT BIKE	PISTON KIT	SIZE	PISTON PARTS	CONNECTING ROD PARTS	GASKETS	VALVE TRAIN PARTS I	VALVE TRAIN PARTS II	CRANKSHAFT PARTS
YAMAHA CONTINUED								
YZ 125 1985 2-Stroke	PISTON KIT 108610	SIZE 56.25	RING SET PIN 106144 ('79-93) CLIPS 110325 ('79-96)	CON. ROD KIT S/E BEARING 106796 ('80-96) B/E BEARING 106830 ('80-85) CRANKPIN 106205 ('80-85)				CRANKBEARING & SEAL KIT 114572 ('80-85) BEARING 110719 ('77-85) Left OILSEAL SET 107948 ('80-85)
YZ 125 1986-1988 2-Stroke	PISTON KIT -	SIZE 56.00	RING SET PIN 106144 ('79-93) CLIPS 110325 ('79-96)	CON. ROD KIT 106013 ('86-00) S/E BEARING 106796 ('80-96) B/E BEARING 110672 ('86-16) CRANKPIN 110331 ('86-16)	TOP-END 107683 ('86-88)			CRANKBEARING & SEAL KIT BEARING 110773 ('86-16) 2x OILSEAL SET 107949 ('86-97)
YZ 125 1989 2-Stroke	PISTON KIT -	SIZE 56.00	RING SET PIN 106144 ('79-93) CLIPS 110325 ('79-96)	CON. ROD KIT 106013 ('86-00) S/E BEARING 106796 ('80-96) B/E BEARING 110672 ('86-16) CRANKPIN 110331 ('86-16)	TOP-END 107684 ('89)			CRANKBEARING & SEAL KIT BEARING 110773 ('86-16) 2x OILSEAL SET 107949 ('86-97)
YZ 125 1990-1993 2-Stroke Please Note: Nikasil Piston Size	PISTON KIT 108621 108622 108623	SIZE 55.95 55.96 55.97	RING SET - - PIN 106144 ('79-93) CLIPS 110325 ('79-96)	CON. ROD KIT 106013 ('86-00) S/E BEARING 106796 ('80-96) B/E BEARING 110672 ('86-16) CRANKPIN 110331 ('86-16)	TOP-END 107685 ('90-91) 107686 ('92) 107687 ('93)			CRANKBEARING & SEAL KIT BEARING 110773 ('86-16) 2x OILSEAL SET 107949 ('86-97)

- accessories
- body
- handlebar & grips
- cables & levers
- exhaust
- engine
- fuel & intake
- electrical & ignition
- clutch
- drive
- bearings
- brakes
- steering & suspension
- tires
- tools & shop

ENGINE



PISTONS, CONNECTING RODS, SEALS

DIRT BIKE	PISTON KIT	SIZE	PISTON PARTS	CONNECTING ROD PARTS	GASKETS	VALVE TRAIN PARTS I	VALVE TRAIN PARTS II	CRANKSHAFT PARTS
YAMAHA CONTINUED								
YZ 125	PISTON KIT	SIZE	RING SET	CON. ROD KIT	COMPLETE			CRANKBEARING & SEAL KIT
1994-1996	108626	53.94	105887	106013	107521			
2-Stroke	108627	53.95	105887	('86-00)	('94-97)			
Please Note:	108628	53.96	105887					
Nikasil Piston Size	108629	53.97	105887	S/E BEARING	TOP-END			BEARING
			PIN	106796	107688			110773
			110304	('80-96)	('94-97)			('86-16) 2x
			('94-96)					OILSEAL SET
			CLIPS	110672	107949			107949
			110325	('86-16)	('86-97)			('86-97)
			('79-96)	CRANKPIN				
				110331				
				('86-16)				
YZ 125	PISTON KIT	SIZE	RING SET	CON. ROD KIT	COMPLETE			CRANKBEARING & SEAL KIT
1997-2001	108631	53.95	105887	106013	107522			
2-Stroke	108632	53.96	105887	('86-00)	('98-00)			
Please Note:	108633	53.97	105887	106014	107523			
Nikasil Piston Size	108634	53.98	105887	('01-04)	('01)			
-Molycoated Skirt			PIN	S/E BEARING	TOP-END			BEARING
			110300	106797	107688			110773
			('97-04)	('97-00)	('94-97)			('86-16) 2x
			CLIPS	106798	107689			OILSEAL SET
			106173	('01-16)	('98-01)			107949
			('97-16)	B/E BEARING				('86-97)
				110672	107950			107950
				('86-16)	('98-00)			107951
				CRANKPIN	107951			('01-04)
				110331				
				('86-16)				
YZ 125	PISTON KIT	SIZE	RING SET	CON. ROD KIT	COMPLETE			CRANKBEARING & SEAL KIT
2002-2004	108636	53.94	105935	106014	107524			
2-Stroke	108637	53.95	105935	('01-04)	('02-04)			
Please Note:	113399	53.96	105935					
Nikasil Piston Size	113400	52.97	105935	S/E BEARING	TOP-END			BEARING
			PIN	106798	107690			110773
			110300	('01-16)	('02-04)			('86-16) 2x
			('97-04)	B/E BEARING				OILSEAL SET
			CLIPS	110672	107951			107951
			106173	('86-16)	('01-04)			('01-04)
			('97-16)	CRANKPIN				
				110331				
				('86-16)				
YZ 125	PISTON KIT	SIZE	RING SET	CON. ROD KIT	COMPLETE			CRANKBEARING & SEAL KIT
2005-2016	108642	53.95	105888	106015	107525			
2-Stroke	108643	53.96	105888	('05-16)	('05-16)			
Please Note:	108644	53.97	105888					
Nikasil Piston Size	108645	53.98	105888	S/E BEARING	TOP-END			BEARING
			PIN	106798	107691			110773
			110301	('01-16)	('05-16)			('86-16) 2x
			('05-16)	B/E BEARING				OILSEAL SET
			CLIPS	110672	107952			107952
			106173	('86-16)	('05-16)			('05-16)
			('97-16)	CRANKPIN				
				110331				
				('86-16)				



PISTONS, CONNECTING RODS, SEALS

DIRT BIKE	PISTON KIT	SIZE	PISTON PARTS	CONNECTING ROD PARTS	GASKETS	VALVE TRAIN PARTS I	VALVE TRAIN PARTS II	CRANKSHAFT PARTS
YAMAHA CONTINUED								
XT 200 1982-1983 4-Stroke	PISTON KIT -	SIZE 67.00	RING SET -	CON. ROD KIT 106026 (*82-83)				
XT 225 1992-2007 4-Stroke XT 250 2008-2016 4-Stroke	PISTON KIT -	SIZE 70.00	RING SET -	CON. ROD KIT 106027 (*92-07)	TOP-END 107701 (*93-07)			BEARING 110762 Right
YZ 250 1983-1987 2-Stroke	PISTON KIT 108699	SIZE 68.00	RING SET 109998	CON. ROD KIT 106023 (*83-89)				CRANKBEARING & SEAL KIT
			PIN 106159 (*83-98)	S/E BEARING 106808 (*83-98)				BEARING 110723 (*77-87) 2x
			CLIPS 106177 (*83-16)	B/E BEARING 106835 (*83-98)				OILSEAL SET 107956 (*76-87)
YZ 250 1988-1998 2-Stroke Please Note: Nikasil Piston Size Replating or Cylinder Sleeving Required for Over- sized -Molycoated Skirt	PISTON KIT 108707 108708 108709 & 108704 108705 108706	SIZE 67.95 67.96 67.97 68.50 69.00 69.50	RING SET 105889 105889 105889 110003 110005 110024 106159 (*83-98) CLIPS 106177 (*83-16)	CON. ROD KIT 106023 (*83-89) 106024 (*90-98) S/E BEARING 106808 (*83-98) B/E BEARING 106835 (*83-98)	COMPLETE 107527 (*88-89) 107528 (*90-91) 107529 (*92-94) 107530 (*95-96) 107531 (*97-98)			CRANKBEARING & SEAL KIT
								BEARING 110775 (*88-16) 2x
								OILSEAL SET 107957 (*88-97) 107958 (*98)
YZ 250 1999-2016 2-Stroke Please Note: Nikasil Piston Size -Molycoated Skirt	PISTON KIT 112644 108711 108712 112643	SIZE 66.35 66.36 66.37 66.38	RING SET 105890 105890 105890 105890	CON. ROD KIT 106025 (*99-16)	COMPLETE 107532 (*99-00) 107533 (*02-16)			CRANKSHAFT 106251 (*99-00) 106249 (*01-02)
			PIN 110308 (*99-16)	S/E BEARING 106800 (*99-16)	TOP-END 107698 (*99-01) 107699 (*02-16)			CRANKBEARING & SEAL KIT 114574 (*01-16)
			CLIPS 106177 (*83-16)	B/E BEARING 110675 (*99-16)				BEARING 110775 (*88-16) 2x
				CRANKPIN 106209 (*99-16)				OILSEAL SET 107959 (*99-00) 107960 (*01-16)

- accessories
- body
- handlebar & grips
- cables & levers
- exhaust
- engine
- fuel & intake
- electrical & ignition
- clutch
- drive
- bearings
- brakes
- steering & suspension
- tires
- tools & shop

ENGINE



PISTONS, CONNECTING RODS, SEALS

DIRT BIKE	PISTON KIT	SIZE	PISTON PARTS	CONNECTING ROD PARTS	GASKETS	VALVE TRAIN PARTS I	VALVE TRAIN PARTS II	CRANKSHAFT PARTS
YAMAHA CONTINUED								
YZ 250 X	PISTON KIT	SIZE	RING SET	CON. ROD KIT	COMPLETE			CRANKBEARING & SEAL KIT
2016	112644	66.35	105890	106025	107533			114574
2-Stroke	108711	66.36	105890	('16)	('16)			('16)
Please Note:	108712	66.37	105890					
Nikasil Piston Size	112643	66.38	105890	S/E BEARING	TOP-END			BEARING
-Molycoated Skirt			PIN	106800	107699			110775
			110308	('16)	('16)			('16) 2x
			B/E BEARING	110675				OILSEAL SET
			CLIPS	('16)				107960
			106177					('16)
			('16)	CRANKPIN				
				106209				
				('16)				
WR 250	PISTON KIT	SIZE	RING SET	S/E BEARING				BEARING
1988-1997	108707	67.95	105889	106808				110775
2-Stroke	108708	67.96	105889	('88-97)				('88-97) 2x
Please Note:	108709	67.97	105889					
Nikasil Piston Size	&							
	108704	68.50	110003					
-Molycoated Skirt	108705	69.00	110005					
	108706	69.50	110024					
			PIN					
			106159					
			('88-97)					
			CLIPS					
			106177					
			('88-97)					
YZ 250 F	PISTON KIT	SIZE	RING SET	CON. ROD KIT	COMPLETE	CAMSHAFT	VALVE	CRANKBEARING & SEAL KIT
2001-2007	108726	76.95	105891	106029	107535	111091	110954	114537
4-Stroke	108727	76.96	105891	('01-02)	('01-13)	('01-09) Intake	('01-13) 2x Exhaust	
Please Note:	108728	76.97	105891	106030			Titanium	('01-16)
Nikasil Piston Size	&			('03-13)	TOP-END	CAM CHAIN	110955	
	108719	79.00	-		107702	107377	('01-13) 1x Intake I	BEARING
Replating or Cylinder Sleaving			PIN	B/E BEARING	('01-13)	('01-13)	Titanium	110782
			110303	110681			110956	('01-16) 2x
			('01-11)	('01-02)			('01-13) 2x Intake II	
Required for Over-sizes				110683		VALVE SHIM	Titanium	
						ASSORTMENT		
			CLIPS			111087		
			110325			('01-13)	TI-STEEL	
				CRANKPIN		114177	CONVERSION KIT	
				110341		('01-13)	114022	
				('01-02)			('01-13) Exhaust	
				112941			114027	
				('03-13)			('01-13) Intake	
							VALVE SEAL	
							111107	
							('01-13) 3x Intake	
							111108	
							('01-13) 2x Exhaust	



PISTONS, CONNECTING RODS, SEALS

DIRT BIKE	PISTON KIT	SIZE	PISTON PARTS	CONNECTING ROD PARTS	GASKETS	VALVE TRAIN PARTS I	VALVE TRAIN PARTS II	CRANKSHAFT PARTS
YAMAHA CONTINUED								
YZ 250 F	PISTON KIT	SIZE	RING SET	CON. ROD KIT	COMPLETE	CAMSHAFT	VALVE	CRANKBEARING & SEAL KIT
2008-2011	113833	76.95	105891	106029	107535	111091	110954	114537
4-Stroke	113834	76.96	105891	('01-02)	('01-13)	('01-09) Intake	('01-13) 2x Exhaust	
Please Note: Nikasil Piston Size	113835	76.97	105891	106030	TOP-END	CAM CHAIN	Titanium	('01-16)
			PIN	('03-13)	107702	107377	110955	BEARING
-Std. Compression 13.5:1			110303	B/E BEARING	('01-13)	('01-13)	('01-13) 1x Intake I	110782
-Forged Piston			('01-11)	110683			Titanium	('01-16) 2x
			CLIPS	110683		VALVE SHIM	110956	
			110325	112941	CRANKPIN	ASSORTMENT	('01-13) 2x Intake II	
			('01-16)	112941	('03-13)	111087	Titanium	
				112941		('01-13)	TI-STEEL CONVERSION KIT	
						114177	114022	
							('01-13) Exhaust	
							114027	
							('01-13) Intake	
							VALVE SEAL	
							111107	
							('01-13) 3x Intake	
							111108	
							('01-13) 2x Exhaust	
YZ 250 F	PISTON KIT	SIZE	RING SET	CON. ROD KIT	COMPLETE	CAM CHAIN	VALVE	CRANKBEARING & SEAL KIT
2012-2013	113836	76.95	105891	106030	107535	107377	110954	114537
4-Stroke	113837	76.96	105891	('03-13)	('01-13)	('01-13)	('01-13) 2x Exhaust	
Please Note: Nikasil Piston Size	113838	76.97	105891	106030	TOP-END	VALVE SHIM ASSORTMENT	Titanium	('01-16)
			PIN	110683	107702		110955	BEARING
-Std. Compression 13.5:1			112685	('03-13)	('01-13)	111087	('01-13) 1x Intake I	110782
-Forged Piston			('12-13)	CRANKPIN			Titanium	('01-16) 2x
			CLIPS	112941			110956	
			110325	112941			('01-13) 2x Intake II	
			('01-16)	112941			Titanium	
				112941			TI-STEEL CONVERSION KIT	
							114022	
							('01-13) Exhaust	
							114027	
							('01-13) Intake	
							VALVE SEAL	
							111107	
							('01-13) 3x Intake	
							111108	
							('01-13) 2x Exhaust	

- accessories
- body
- handlebar & grips
- cables & levers
- exhaust
- engine**
- fuel & intake
- electrical & ignition
- clutch
- drive
- bearings
- brakes
- steering & suspension
- tires
- tools & shop

ENGINE



PISTONS, CONNECTING RODS, SEALS

- accessories
- body
- handlebar & grips
- cables & levers
- exhaust
- engine
- fuel & intake
- electrical & ignition
- clutch
- drive
- bearings
- brakes
- steering & suspension
- tires
- tools & shop

DIRT BIKE	PISTON KIT	SIZE	PISTON PARTS	CONNECTING ROD PARTS	GASKETS	VALVE TRAIN PARTS I	VALVE TRAIN PARTS II	CRANKSHAFT PARTS
YAMAHA CONTINUED								
YZ 250 F	PISTON KIT	SIZE	RING SET	CON. ROD KIT		CAM CHAIN	VALVE	CRANKBEARING & SEAL KIT
2014-2015 4-Stroke	112645 112646	76.95 76.96	105907 105907	112697 (*14-16)		112705 (*14-16)	112715 (*14-16) 2x Exhaust Titanium 112716	114537 (*01-16)
Please Note: Nikasil Piston Size	112647	76.97	105907	B/E BEARING 112698		VALVE SHIM ASSORTMENT	(*14-16) 2x Intake Titanium	BEARING
-Std. Compression 13.5:1 -Forged Piston -Fuel Injection			112672 (*14-15) CLIPS 110325 (*01-16)	(*14-16) CRANKPIN 112699 (*14-16)		111089 (*14-16) 114179 (*14-16)	TI-STEEL CONVERSION KIT 114532 (*14-16) Exhaust 114533 (*14-16) Intake VALVE SEAL 111109 (*14-16) 2x Intake	110782 (*01-16) 2x
YZ 250 F	PISTON KIT	SIZE	RING SET	CON. ROD KIT		CAM CHAIN	VALVE	CRANKBEARING & SEAL KIT
2016 4-Stroke	114338 114339	76.95 76.96	105907 105907	112697 (*14-16)		112705 (*14-16)	112715 (*14-16) 2x Exhaust Titanium 112716	114537 (*01-16)
Please Note: Nikasil Piston Size	114340	76.97	105907	B/E BEARING 112698		VALVE SHIM ASSORTMENT	(*14-16) 2x Intake Titanium	BEARING
-Std. Compression 13.5:1 -Forged Piston -Fuel Injection			110325 (*01-16)	(*14-16) CRANKPIN 112699 (*14-16)		111089 (*14-16) 114179 (*14-16)	TI-STEEL CONVERSION KIT 114532 (*14-16) Exhaust 114533 (*14-16) Intake VALVE SEAL 111109 (*14-16) 2x Intake	110782 (*01-16) 2x
YZ 250 FX	PISTON KIT	SIZE	RING SET	CON. ROD KIT		CAM CHAIN	VALVE	CRANKBEARING & SEAL KIT
2015-2016 4-Stroke	112645 112646	76.95 76.96	105907 105907	112697 (*15-16)		112705 (*15-16)	112715 (*15-16) 2x Exhaust Titanium 112716	114537 (*15-16)
Please Note: Nikasil Piston Size	112647	76.97	105907	B/E BEARING 112698		VALVE SHIM ASSORTMENT	(*15-16) 2x Intake Titanium	BEARING
-Std. Compression 13.5:1 -Forged Piston -Fuel Injection			112672 (*15-16) CLIPS 110325 (*15-16)	(*15-16) CRANKPIN 112699 (*15-16)		111089 (*15-16) 114179 (*15-16)	TI-STEEL CONVERSION KIT 114532 (*15-16) Exhaust 114533 (*15-16) Intake VALVE SEAL 111109 (*15-16) 2x Intake	110782 (*15-16) 2x

ENGINE



PISTONS, CONNECTING RODS, SEALS

DIRT BIKE	PISTON KIT	SIZE	PISTON PARTS	CONNECTING ROD PARTS	GASKETS	VALVE TRAIN PARTS I	VALVE TRAIN PARTS II	CRANKSHAFT PARTS
YAMAHA CONTINUED								
YZ 400 F	PISTON KIT	SIZE	RING SET	CON. ROD KIT	COMPLETE	CAM CHAIN	VALVE	CRANKBEARING & SEAL KIT
1998-1999 4-Stroke	108732 108733	91.95 91.96	105892 105892	106028 ('98-99)	107537 ('98-99)	107378 ('98-99)	110957 ('98-99) 2x Exhaust Steel	114538 ('98-99)
Please Note: Nikasil Piston Size	108734	91.97	105892	B/E BEARING 110686	TOP-END 107703	VALVE SHIM ASSORTMENT	110958 ('98-99) 1x Intake I Steel	BEARING
-Std. Compression 12.5:1 -Forged Piston			112686 ('98-99)	CRANKPIN 110345 ('98-99)	('98-99)	111089 ('98-99) 114179 ('98-99)	110959 ('98-99) 2x Intake II Steel	('98-99) 2x
			CLIPS 106177 ('98-99)				VALVE SEAL 111108 ('98-99) 3x Intake 111109 ('98-99) 2x Exhaust	
WR 400 F	PISTON KIT	SIZE	RING SET	CON. ROD KIT	COMPLETE	CAM CHAIN	VALVE	CRANKBEARING & SEAL KIT
1998-2000 4-Stroke	108732 108733	91.95 91.96	105892 105892	106028 ('98-00)	107537 ('98-99)	107378 ('98-00)	110957 ('98-00) 2x Exhaust Steel	114538 ('98-00)
Please Note: Nikasil Piston Size	108734	91.97	105892	B/E BEARING 110686 ('98-00)	107538 ('00)	VALVE SHIM ASSORTMENT	110958 ('98-00) 1x Intake I Steel	BEARING 110794
-Std. Compression 12.5:1 -Forged Piston			112686 ('98-00)	CRANKPIN 110345 ('98-00)	TOP-END 107703 ('98-99) 107704 ('00)	('98-00) 114179 ('98-00)	110959 ('98-00) 2x Intake II Steel	('98-00) 2x
			CLIPS 106177 ('98-00)				VALVE SEAL 111108 ('98-00) 3x Intake 111109 ('98-00) 2x Exhaust	
YZ 426 F	PISTON KIT	SIZE	RING SET	CON. ROD KIT	COMPLETE	CAM CHAIN	VALVE	CRANKBEARING & SEAL KIT
2000-2002 4-Stroke	108742 108743	94.95 94.96	105893 105893	106031 ('00-02)	107538 ('00-02)	107378 ('00-02)	110957 ('00) 2x Exhaust Steel	114538 ('00-02)
Please Note: Nikasil Piston Size	108744 & 108735	94.97 97.00	105893 -	B/E BEARING 110686 ('00-02)	TOP-END 107704 ('00-02)	VALVE SHIM ASSORTMENT	110960 ('01-02) 2x Exhaust Titanium	BEARING 110794 ('00-02) 2x
Replating or Cylinder Sleeving Required for Over-sizes	HIGH COMPRESSION 108745	94.95	105893	CRANKPIN 110345		111089 ('00-02) 114179 ('00-02)	110958 ('00) 1x Intake I Steel 110959 ('00) 2x Intake I Steel 110961 ('01-02) 1x Intake II Titanium	110794 ('00-02) 2x
-Std. Compression 12.5:1 -High Compression 13.5:1 -Forged Piston	108746	94.96	105893	('00-02)			110962 ('01-02) 2x Intake II Titanium	VALVE SEAL 111108 ('00-02) 3x Intake 111109 ('00-02) 2x Exhaust
			PIN 112687 ('00-02) CLIPS 106181 ('00-02)					



PISTONS, CONNECTING RODS, SEALS

DIRT BIKE	PISTON KIT	SIZE	PISTON PARTS	CONNECTING ROD PARTS	GASKETS	VALVE TRAIN PARTS I	VALVE TRAIN PARTS II	CRANKSHAFT PARTS
YAMAHA CONTINUED								
WR 426 F	PISTON KIT	SIZE	RING SET	CON. ROD KIT	COMPLETE	CAM CHAIN	VALVE	CRANKBEARING & SEAL KIT
2001-2002	108742	94.95	105893	106031	107538	107378	110960	114538
4-Stroke	108743	94.96	105893	('01-02)	('01-02)	('01-02)	('01-02) 2x Exhaust Titanium	('01-02)
Please Note: Nikasil Piston Size	108744 & 108735	94.97 97.00	105893 -	B/E BEARING 110686	TOP-END 107704	VALVE SHIM ASSORTMENT	110961 ('01-02) 1x Intake I 110962 ('01-02) 2x Intake II Titanium	BEARING 110794 ('01-02) 2x
Replating or Cylinder Sleevng	HIGH COMPRESSION			('01-02) CRANKPIN	('01-02)	111089 ('01-02) 114179 ('01-02)		
Required for Over-sizes	108745	94.95	105893	110345				
-Std. Compression 12.5:1	108746	94.96	105893	('01-02)			VALVE SEAL	
-High Compression 13.5:1			PIN				111108	
-Forged Piston			112687 ('01-02)				('01-02) 3x Intake 111109 ('01-02) 2x Exhaust	
			CLIPS 106181 ('01-02)					
YZ 450 F	PISTON KIT	SIZE	RING SET	CON. ROD KIT	COMPLETE	CAM CHAIN	VALVE	CRANKBEARING & SEAL KIT
2003-2009	113839	94.95	105893	106032	107539	107379	110963	114538
4-Stroke	108738	94.96	105893	('03-05)	('03-05)	('03-09)	('03-09) 2x Exhaust Titanium	('03-16)
Please Note: Nikasil Piston Size	113840 & 108736	94.97 97.00	105893 -	106033 ('06-09)	107540 ('06-09)	VALVE SHIM ASSORTMENT	110964 ('03-09) 1x Intake I Titanium 110965 ('03-09) 2x Intake II Titanium	BEARING 110794 ('03-16) 2x
Replating or Cylinder Sleevng	HIGH COMPRESSION			B/E BEARING 110686 ('03-09)	TOP-END 107705 ('03-05)	111089 ('03-16) 114179 ('03-16)		
Required for Over-sizes	108740	94.95	105893		107706			
-Std. Compression 12.5:1	108741	94.96	105893	CRANKPIN 110345	('06-09)		TI-STEEL	
-High Compression 13.0:1			PIN	('03-16)			CONVERSION SET	
-Forged Piston			112656 ('03-09)				111054 ('03-09) Exhaust 111072 ('03-09) Intake	
			CLIPS 106178 ('03-09)				VALVE SEAL 111108 ('03-09) 3x Intake 111109 ('03-09) 2x Exhaust	

- accessories
- body
- handlebar & grips
- cables & levers
- exhaust
- engine
- fuel & intake
- electrical & ignition
- clutch
- drive
- bearings
- brakes
- steering & suspension
- tires
- tools & shop

ENGINE



PISTONS, CONNECTING RODS, SEALS

DIRT BIKE	PISTON KIT	SIZE	PISTON PARTS	CONNECTING ROD PARTS	GASKETS	VALVE TRAIN PARTS I	VALVE TRAIN PARTS II	CRANKSHAFT PARTS
YAMAHA CONTINUED								
YZ 450 F	PISTON KIT	SIZE	RING SET	CON. ROD KIT	COMPLETE	CAM CHAIN	VALVE	CRANKBEARING & SEAL KIT
2010-2013 4-Stroke	108753 108754	96.95 96.96	105894 105894	106036 (*10-16)	114034 (*10-13)	107408 (*10-16)	110966 (*10-13) 2x Exhaust Titanium 110967 (*10-13) 2x Intake Titanium	114538 (*03-16) BEARING 110794 (*03-16) 2x
Please Note: Nikasil Piston Size	108755	96.97	105894	B/E BEARING 112914	TOP-END 113055	VALVE SHIM ASSORTMENT		
HIGH COMPRESSION				(*10-16)	(*10-13)	111089		
-Std. Compression 12.5:1	COMPRESSION					(*03-16)		
-High Compression 13.5:1	108756	96.95	105894					
-Forged Piston	108757	96.96	105894	CRANKPIN 110345		114179 (*03-16)	TI-STEEL CONVERSION SET 111055 (*10-13) Exhaust 111073 (*10-13) Intake	
-Fuel Injection			PIN 112674 (*10-16)	(*03-16)			VALVE SEAL 111110 (*10-16) 4x	
			CLIPS 106177 (*10-16)					
YZ 450 F	PISTON KIT	SIZE	RING SET	CON. ROD KIT	COMPLETE	CAM CHAIN	VALVE	CRANKBEARING & SEAL KIT
2014-2016 4-Stroke	113841 113842	96.95 96.96	105951 105951	106036 (*10-16)	114034 (*10-13)	107408 (*10-16)	114016 (*14-16) 2x Exhaust Titanium 114017 (*14-16) 2x Intake Titanium	114538 (*03-16) BEARING 110794 (*03-16) 2x
Please Note: Nikasil Piston Size	113843	96.97	105951	B/E BEARING 112914	TOP-END 113055	VALVE SHIM ASSORTMENT		
PIN				(*10-16)	(*10-13)	111089		
-Std. Compression 12.5:1			112674			(*03-16)		
-Forged Piston			(*10-16)	CRANKPIN 110345		114179 (*03-16)	TI-STEEL CONVERSION SET 114534 (*14-15) Exhaust 114535 (*14-16) Intake	
-Fuel Injection			CLIPS 106177 (*10-16)	(*03-16)			VALVE SEAL 111110 (*10-16) 4x	
YZ 450 FX	PISTON KIT	SIZE	RING SET	CON. ROD KIT		CAM CHAIN	VALVE	CRANKBEARING & SEAL KIT
2016 4-Stroke	113841 113842	96.95 96.96	105951 105951	106036 (*16)		107408 (*16)	114016 (*16) 2x Exhaust Titanium 114017 (*16) 2x Intake Titanium	114538 (*16) BEARING 110794 (*16) 2x
Please Note: Nikasil Piston Size	113843	96.97	105951	B/E BEARING 112914 (*16)		VALVE SHIM ASSORTMENT 111089		
PIN				(*16)		(*16)		
-Std. Compression 12.5:1			112674			114179 (*16)	TI-STEEL CONVERSION SET 114535 (*16) Intake	
-Forged Piston			(*16)	CRANKPIN 110345			VALVE SEAL 111110 (*16) 4x	
-Fuel Injection			CLIPS 106177 (*16)	(*16)				



PISTONS, CONNECTING RODS, SEALS

DIRT BIKE	PISTON KIT	SIZE	PISTON PARTS	CONNECTING ROD PARTS	GASKETS	VALVE TRAIN PARTS I	VALVE TRAIN PARTS II	CRANKSHAFT PARTS
YAMAHA CONTINUED								
WR 450 F	PISTON KIT	SIZE	RING SET	CON. ROD KIT	COMPLETE	CAM CHAIN	VALVE	CRANKBEARING & SEAL KIT
2003-2011 4-Stroke	113839 108738	94.95 94.96	105893 105893	106032 (‘03-06)	114033 (‘03-06)	107379 (‘03-15)	110963 (‘03-15) 2x Exhaust Titanium 110964 (‘03-15) 1x Intake I Titanium 110965 (‘03-15) 2x Intake II Titanium	114538 (‘03-16) BEARING
Please Note: Nikasil Piston Size	113840 & 108736	94.97 97.00	105893 -	106033 (‘07-11)	107540 (‘07-15)	VALVE SHIM ASSORTMENT		
Replating or Cylinder Sleeving	HIGH COMPRESSION			B/E BEARING 110686 (‘03-11)	TOP-END 107705 (‘03-06)	111089 (‘03-16) 114179		
Required for Over-sizes	108740 108741	94.95 94.96	105893 105893	CRANKPIN 110345	107706 (‘07-15)	(‘03-16)	TI-STEEL	
-Std. Compression 12.5:1 -High Compression 13.0:1 -Forged Piston			PIN 112656 (‘03-15) CLIPS 106178 (‘03-15)	(‘03-16)			CONVERSION SET 111054 (‘03-15) Exhaust 111072 (‘03-15) Intake VALVE SEAL 111108 (‘03-15) 3x Intake 111109 (‘03-15) 2x Exhaust	
WR 450 F	PISTON KIT	SIZE	RING SET	CON. ROD KIT	COMPLETE	CAM CHAIN	VALVE	CRANKBEARING & SEAL KIT
2012-2015 4-Stroke	113839 108738	94.95 94.96	105893 105893	113543 (‘12-15)	107540 (‘07-15)	107379 (‘03-15)	110963 (‘03-15) 2x Exhaust Titanium 110964 (‘03-15) 1x Intake I Titanium 110965 (‘03-15) 2x Intake II Titanium	114538 (‘03-16) BEARING
Please Note: Nikasil Piston Size	113840 & 108736	94.97 97.00	105893 -	B/E BEARING 110686 (‘12-15)	TOP-END 107706 (‘07-15)	VALVE SHIM ASSORTMENT		
Replating or Cylinder Sleeving	HIGH COMPRESSION			WASHERS		111089 (‘03-16) 114179		
Required for Over-sizes	108740 108741	94.95 94.96	105893 105893	110285 (‘12-15) 2x		(‘03-16)	TI-STEEL	
-Std. Compression 12.5:1 -High Compression 13.0:1 -Forged Piston -Fuel Injection			PIN 112656 (‘03-15) CLIPS 106178 (‘03-15)	CRANKPIN 110345 (‘03-16)			CONVERSION SET 111054 (‘03-15) Exhaust 111072 (‘03-15) Intake VALVE SEAL 111108 (‘03-15) 3x Intake 111109 (‘03-15) 2x Exhaust	

- accessories
- body
- handlebar & grips
- cables & levers
- exhaust
- engine
- fuel & intake
- electrical & ignition
- clutch
- drive
- bearings
- brakes
- steering & suspension
- tires
- tools & shop

ENGINE



PISTONS, CONNECTING RODS, SEALS

DIRT BIKE	PISTON KIT	SIZE	PISTON PARTS	CONNECTING ROD PARTS	GASKETS	VALVE TRAIN PARTS I	VALVE TRAIN PARTS II	CRANKSHAFT PARTS
YAMAHA CONTINUED								
WR 450 F	PISTON KIT	SIZE	RING SET	CON. ROD KIT		CAM CHAIN	VALVE	CRANKBEARING & SEAL KIT
2016	113841	96.95	105951	106036		107408	114016	
4-Stroke	113842	96.96	105951	('16)		('16)	('16) 2x Exhaust Titanium	114538
Please Note: Nikasil Piston Size	113843	96.97	105951	B/E BEARING		VALVE SHIM ASSORTMENT	114017	('03-16)
-Std. Compression 12.5:1			PIN	112914		111089	('16) 2x Intake Titanium	BEARING
-Forged Piston			('16)	('16)		('03-16)		110794
-Fuel Injection			CLIPS	CRANKPIN		114179	TI-STEEL CONVERSION SET	('03-16) 2x
			106177	110345		('03-16)	114535	
			('16)	('03-16)			111110	
							('16) 4x	
YZ 465	PISTON KIT	SIZE	RING SET	S/E BEARING				CRANKBEARING & SEAL KIT
1980-1981	-	85.00	-	106808				BEARING
2-Stroke				('80-81)				110762
				B/E BEARING				('80-81) 2x
				106835				OILSEAL SET
				('80-81)				107956
								('80-81)
YZ 490	PISTON KIT	SIZE	RING SET	S/E BEARING				CRANKBEARING & SEAL KIT
1982-1990	-	87.00	-	106808				BEARING
2-Stroke				('82-90)				110762
				B/E BEARING				('82-90) 2x
				106835				OILSEAL SET
				('82-90)				107956
								('82-90)
XT 500	PISTON KIT	SIZE	RING SET	CON. ROD KIT				BEARING
1976-1981	112648	87.00	112688	106038				
4-Stroke	112649	87.50	112689	('76-77)				
	112650	88.00	112690					
-Std. Compression 9.0:1	112651	88.50	112691					
-Forged Piston	112652	89.00	112692					
XT 550	PISTON KIT	SIZE	RING SET					
1982-1983	-	92.00	-					
4-Stroke								
XT/TT 600	PISTON KIT	SIZE	RING SET	CON. ROD KIT	TOP-END	CAM CHAIN	VALVE	BEARING
1984-2004	108789	95.00	110060	106039	107718	107383	110970	110758
4-Stroke	108790	95.25	110061	('90-99) XT	('88-04)	('84-04)	('87-02) 2x Exhaust Steel	('84-04) 2x Left
	108791	95.50	110062	('94-98) TT			110971	110768
	108792	95.75	110063				('87-02) 2x Intake Steel	('84-04) 2x Right
	108793	96.00	110064					
	108794	96.50	110066	PIN				
	108795	97.00	110068	106167				
				('84-04)				
			CLIPS	106190				
			106190	('84-04)				



PISTONS, CONNECTING RODS, SEALS PRICING

105868	21.71 G	105953	35.47 G	106076	88.81 G	106184	2.27 G	106831	24.01 G
105869	21.71 G	105954	39.03 G	106077	105.03 G	106186	2.16 G	106835	24.01 G
105870	21.71 G	105968	47.02 G	106078	105.03 G	106190	2.27 G	106843	30.18 G
105871	23.84 G	105970	47.02 G	106079	105.03 G	106193	2.27 G	106844	55.20 G
105872	21.71 G	105971	47.02 G	106080	105.03 G	106195	15.15 G	106848	28.84 G
105873	21.71 G	105972	47.02 G	106081	105.03 G	106196	15.15 G	107352	50.09 G
105874	21.71 G	105973	88.81 G	106082	105.03 G	106197	15.15 G	107353	63.11 G
105875	34.34 G	105975	72.73 G	106083	109.46 G	106198	15.15 G	107354	50.09 G
105877	34.34 G	105976	105.03 G	106084	147.63 G	106199	15.15 G	107355	73.38 G
105878	34.34 G	105977	123.19 G	106085	147.63 G	106201	15.15 G	107356	66.45 G
105879	34.34 G	105978	85.46 G	106087	152.05 G	106203	20.45 G	107357	66.45 G
105880	34.34 G	105979	85.46 G	106088	152.05 G	106204	20.45 G	107358	66.45 G
105881	49.57 G	105983	109.46 G	106102	88.81 G	106205	20.45 G	107360	63.11 G
105884	21.71 G	105984	109.46 G	106103	88.81 G	106208	20.45 G	107361	68.78 G
105886	21.71 G	105985	147.63 G	106104	88.81 G	106209	20.45 G	107362	90.61 G
105887	21.71 G	105986	147.63 G	106105	88.81 G	106210	20.45 G	107367	63.11 G
105888	21.71 G	105988	147.63 G	106106	105.03 G	106215	26.48 G	107368	66.45 G
105889	34.34 G	105989	152.05 G	106107	105.03 G	106219	26.48 G	107369	68.78 G
105890	34.34 G	105990	152.05 G	106108	105.03 G	106220	26.48 G	107372	81.88 G
105891	34.34 G	105991	117.54 G	106109	109.46 G	106221	38.70 G	107373	81.88 G
105892	49.59 G	105992	152.05 G	106110	109.46 G	106222	38.70 G	107374	84.43 G
105893	49.59 G	105994	147.63 G	106111	109.46 G	106223	38.70 G	107377	64.45 G
105894	39.03 G	105995	147.63 G	106112	109.46 G	106224	38.70 G	107378	68.78 G
105901	21.72 G	105996	173.97 G	106113	109.46 G	106225	38.70 G	107379	78.80 G
105902	21.71 G	105997	173.97 G	106114	147.63 G	106226	38.70 G	107383	76.97 G
105903	28.59 G	105998	173.97 G	106115	152.05 G	106227	38.70 G	107393	72.11 G
105905	34.34 G	106001	72.95 G	106116	152.05 G	106249	231.18 G	107394	72.11 G
105906	31.11 G	106010	88.81 G	106117	152.05 G	106251	231.18 G	107407	81.88 G
105907	34.34 G	106011	88.81 G	106118	162.88 G	106253	257.11 G	107408	81.88 G
105909	49.59 G	106013	105.03 G	106119	162.88 G	106257	314.59 G	107420	64.45 G
105910	49.59 G	106014	105.03 G	106120	162.88 G	106260	257.11 G	107421	81.88 G
105912	39.03 G	106015	105.03 G	106121	173.97 G	106780	8.37 G	107422	72.11 G
105913	21.71 G	106017	84.22 G	106122	173.97 G	106781	8.37 G	107423	76.97 G
105914	21.71 G	106023	109.46 G	106123	162.88 G	106782	11.87 G	107424	76.97 G
105915	21.71 G	106024	109.46 G	106130	6.49 G	106783	11.87 G	107426	244.95 G
105916	21.71 G	106025	109.46 G	106131	6.49 G	106784	13.17 G	107427	244.95 G
105917	21.71 G	106026	85.46 G	106133	6.49 G	106785	15.71 G	107492	80.47 G
105919	21.71 G	106027	85.46 G	106135	10.39 G	106786	13.17 G	107493	67.41 G
105920	21.71 G	106028	147.63 G	106136	10.39 G	106787	13.17 G	107494	67.41 G
105922	30.02 G	106029	147.63 G	106137	10.39 G	106788	13.17 G	107495	67.41 G
105923	28.59 G	106030	147.63 G	106138	10.39 G	106789	21.63 G	107496	68.06 G
105925	28.59 G	106031	147.63 G	106139	10.39 G	106790	8.37 G	107497	75.30 G
105926	34.34 G	106032	152.05 G	106140	10.39 G	106791	13.17 G	107498	75.30 G
105927	34.34 G	106033	152.05 G	106143	13.37 G	106795	11.87 G	107499	86.50 G
105928	34.34 G	106036	152.05 G	106144	10.39 G	106796	13.17 G	107500	88.29 G
105929	34.34 G	106038	106.33 G	106146	10.39 G	106797	13.17 G	107501	99.06 G
105930	17.15 G	106039	110.32 G	106152	13.37 G	106798	13.17 G	107502	170.31 G
105931	21.71 G	106048	84.22 G	106155	13.37 G	106799	13.17 G	107503	83.45 G
105932	17.15 G	106049	84.22 G	106156	13.37 G	106800	13.17 G	107504	83.45 G
105933	16.73 G	106051	84.22 G	106158	12.73 G	106804	11.87 G	107505	96.77 G
105934	21.71 G	106053	88.81 G	106159	13.37 G	106805	13.17 G	107506	157.50 G
105935	17.15 G	106054	88.81 G	106162	15.43 G	106806	13.17 G	107507	157.50 G
105936	21.71 G	106055	88.81 G	106163	15.43 G	106807	13.17 G	107508	200.17 G
105938	28.59 G	106058	105.03 G	106167	15.43 G	106808	13.17 G	107509	86.65 G
105941	34.34 G	106059	105.03 G	106168	15.43 G	106810	11.87 G	107510	104.71 G
105942	34.34 G	106060	105.03 G	106171	1.62 G	106811	11.87 G	107511	182.02 G
105943	34.34 G	106061	105.03 G	106173	1.62 G	106812	13.17 G	107512	196.00 G
105946	39.03 G	106062	105.03 G	106174	1.54 G	106813	13.17 G	107513	196.00 G
105947	34.34 G	106063	109.46 G	106176	1.62 G	106814	13.17 G	107516	109.49 G
105948	35.47 G	106064	109.46 G	106177	1.54 G	106815	20.18 G	107518	62.09 G
105949	35.47 G	106065	109.46 G	106178	1.54 G	106822	13.17 G	107519	51.70 G
105950	35.47 G	106067	152.05 G	106179	1.54 G	106823	8.37 G	107520	55.08 G
105951	35.47 G	106068	152.05 G	106180	1.62 G	106825	21.36 G	107521	59.53 G
105952	35.47 G	106069	152.05 G	106181	1.62 G	106828	24.01 G	107522	59.53 G
		106075	88.81 G	106183	2.16 G	106830	24.01 G	107523	62.91 G

- accessories
- body
- handlebar & grips
- cables & levers
- exhaust
- engine**
- fuel & intake
- electrical & ignition
- clutch
- drive
- bearings
- brakes
- steering & suspension
- tires
- tools & shop

ENGINE



PISTONS, CONNECTING RODS, SEALS PRICING

- accessories
- body
- handlebar & grips
- cables & levers
- exhaust
- engine
- fuel & intake
- electrical & ignition
- clutch
- drive
- bearings
- brakes
- steering & suspension
- tires
- tools & shop

107524	62.91 G	107602	80.90 G	107697	27.25 G	107803	26.12 G	108012	21.63 G
107525	80.41 G	107603	80.90 G	107698	27.25 G	107804	26.12 G	108013	12.33 G
107527	79.32 G	107604	164.84 G	107699	27.25 G	107805	26.12 G	108014	15.29 G
107528	79.32 G	107605	96.53 G	107701	39.94 G	107806	26.12 G	108015	14.48 G
107529	64.04 G	107606	104.71 G	107702	48.57 G	107807	39.80 G	108017	22.28 G
107530	64.04 G	107607	181.42 G	107703	58.29 G	107808	26.12 G	108018	22.28 G
107531	64.04 G	107608	140.95 G	107704	55.09 G	107809	26.12 G	108279	59.91 G
107532	64.04 G	107611	164.84 G	107705	55.09 G	107810	56.64 G	108280	59.91 G
107533	67.41 G	107612	181.42 G	107706	56.95 G	107811	26.12 G	108281	59.91 G
107535	116.07 G	107614	21.70 G	107718	52.25 G	107812	26.12 G	108282	59.91 G
107536	122.60 G	107615	21.70 G	107725	16.24 G	107813	78.06 G	108289	52.22 G
107537	116.07 G	107616	19.56 G	107726	16.24 G	107814	33.30 G	108301	52.22 G
107538	116.07 G	107617	19.56 G	107727	14.38 G	107815	30.57 G	108302	52.22 G
107539	116.07 G	107618	19.56 G	107728	14.38 G	107816	30.57 G	108303	52.22 G
107540	160.60 G	107619	19.56 G	107729	16.14 G	107817	30.57 G	108304	52.22 G
107547	61.82 G	107620	35.27 G	107732	21.59 G	107818	30.57 G	108305	52.22 G
107548	63.55 G	107621	35.27 G	107733	21.59 G	107819	30.57 G	108316	79.83 G
107550	96.01 G	107622	35.27 G	107734	21.59 G	107820	69.34 G	108317	79.83 G
107551	94.71 G	107623	35.27 G	107735	21.59 G	107821	67.66 G	108318	79.83 G
107552	94.71 G	107624	35.27 G	107736	23.23 G	107824	69.34 G	108319	79.83 G
107553	94.71 G	107625	35.27 G	107737	21.59 G	107825	69.34 G	108320	79.83 G
107554	106.02 G	107626	35.27 G	107738	21.59 G	107933	10.87 G	108321	79.83 G
107555	98.73 G	107627	71.86 G	107739	28.11 G	107934	8.98 G	108339	85.55 G
107556	98.73 G	107628	61.01 G	107740	28.11 G	107936	11.79 G	108340	85.55 G
107557	98.73 G	107629	39.00 G	107741	28.11 G	107937	8.98 G	108341	85.55 G
107558	98.73 G	107632	35.27 G	107742	34.99 G	107938	21.25 G	108342	85.55 G
107559	98.73 G	107633	35.27 G	107743	34.99 G	107940	9.63 G	108343	85.55 G
107560	116.56 G	107634	35.27 G	107744	34.99 G	107941	12.16 G	108344	85.55 G
107561	116.56 G	107635	35.27 G	107745	34.99 G	107943	17.55 G	108345	85.55 G
107562	146.99 G	107636	35.27 G	107746	34.99 G	107944	17.92 G	108346	85.55 G
107563	138.14 G	107637	35.27 G	107747	34.99 G	107946	6.51 G	108347	85.55 G
107565	115.74 G	107638	61.01 G	107749	31.58 G	107947	11.14 G	108348	85.55 G
107568	48.98 G	107639	73.40 G	107750	31.58 G	107948	7.75 G	108349	102.91 G
107569	53.17 G	107640	73.40 G	107751	59.74 G	107949	16.68 G	108350	102.91 G
107570	38.99 G	107641	73.40 G	107752	55.09 G	107950	17.59 G	108351	102.91 G
107571	49.97 G	107642	52.54 G	107754	47.60 G	107951	15.60 G	108352	102.91 G
107572	54.63 G	107644	73.67 G	107757	24.79 G	107952	13.83 G	108353	96.00 G
107573	60.51 G	107645	88.05 G	107758	19.56 G	107956	15.77 G	108360	96.00 G
107574	80.13 G	107646	33.34 G	107759	18.27 G	107957	13.72 G	108363	96.00 G
107575	79.15 G	107647	89.75 G	107760	18.27 G	107958	12.70 G	108364	96.00 G
107576	79.15 G	107648	33.34 G	107761	19.56 G	107959	14.69 G	108365	96.00 G
107577	86.06 G	107649	41.99 G	107762	31.47 G	107960	15.17 G	108366	96.00 G
107578	86.06 G	107650	89.75 G	107763	34.99 G	107968	16.03 G	108368	96.00 G
107579	94.65 G	107659	53.13 G	107764	34.99 G	107973	12.33 G	108369	96.00 G
107580	90.33 G	107660	53.13 G	107765	34.99 G	107974	21.09 G	108370	96.00 G
107581	85.41 G	107661	18.01 G	107766	34.99 G	107976	20.51 G	108371	96.00 G
107582	85.41 G	107662	19.45 G	107767	36.60 G	107977	24.54 G	108380	86.13 G
107583	134.62 G	107665	18.01 G	107768	36.60 G	107978	25.02 G	108381	86.13 G
107584	127.28 G	107666	18.01 G	107769	26.09 G	107979	21.53 G	108382	86.13 G
107585	132.36 G	107680	19.45 G	107770	37.23 G	107980	23.90 G	108383	86.13 G
107586	157.50 G	107682	44.02 G	107771	37.23 G	107981	23.90 G	108386	145.21 G
107588	94.71 G	107683	19.45 G	107772	37.23 G	107982	19.32 G	108387	158.28 G
107589	162.93 G	107684	19.45 G	107773	37.23 G	107985	24.43 G	108388	158.28 B
107590	41.11 G	107685	19.45 G	107774	37.23 G	107987	19.16 G	108415	122.48 G
107591	80.90 G	107686	19.45 G	107775	48.57 G	107988	7.27 G	108416	122.48 G
107592	80.90 G	107687	19.45 G	107776	71.24 G	107990	23.03 G	108417	122.48 G
107594	84.38 G	107688	19.45 G	107777	73.67 G	107991	15.29 G	108418	122.48 G
107595	80.90 G	107689	19.45 G	107779	37.76 G	107992	7.27 G	108419	122.48 G
107596	80.90 G	107690	19.45 G	107780	73.67 G	107993	7.85 G	108420	122.48 G
107597	107.32 G	107691	26.02 G	107798	16.39 G	107994	23.78 G	108421	122.48 G
107598	80.90 G	107693	27.25 G	107799	26.12 G	107996	9.63 G	108422	122.48 G
107599	80.90 G	107694	21.59 G	107800	26.12 G	108004	11.94 G	108423	122.48 G
107600	162.93 G	107695	21.59 G	107801	26.12 G	108005	13.07 G	108424	122.48 G
107601	80.90 G	107696	21.59 G	107802	26.12 G	108011	17.65 G	108426	122.48 G



PISTONS, CONNECTING RODS, SEALS PRICING

108427	122.48	G	108604	96.00	G	108837	86.59	G	108981	175.31	G	109275	150.53	G
108428	122.48	G	108605	96.00	G	108838	86.59	G	108982	175.31	G	109276	150.53	G
108429	122.48	G	108608	96.00	G	108849	91.76	G	108983	160.83	G	109277	153.63	G
108432	112.26	G	108610	96.00	G	108850	91.76	G	108984	160.83	G	109278	153.63	G
108433	112.26	G	108621	96.00	G	108851	91.76	G	108985	160.83	G	109279	156.91	G
108434	112.26	G	108622	96.00	G	108852	91.76	G	108986	175.31	G	109280	156.91	G
108435	112.26	G	108623	96.00	G	108853	91.76	G	108987	175.31	G	109281	156.91	G
108437	112.26	G	108626	96.00	G	108860	79.83	G	108994	71.34	G	109337	51.47	G
108438	112.26	G	108627	96.00	G	108861	79.83	G	108995	71.34	G	109338	51.47	G
108439	112.26	G	108628	96.00	G	108862	79.83	G	108996	71.34	G	109339	51.47	G
108440	112.26	G	108629	96.00	G	108863	79.83	G	108997	71.34	G	109340	55.28	G
108441	112.26	G	108631	96.00	G	108864	79.83	G	108998	71.34	G	109342	55.28	G
108442	163.01	G	108632	96.00	G	108865	79.83	G	108999	71.34	G	109343	55.28	G
108448	159.66	G	108633	96.00	G	108866	79.83	G	109173	79.83	G	109344	55.28	G
108449	159.66	G	108634	96.00	G	108867	79.83	G	109174	79.83	G	109345	55.28	G
108450	163.01	G	108636	86.13	G	108882	96.00	G	109176	79.83	G	109346	55.28	G
108451	179.31	G	108637	86.13	G	108883	96.00	G	109177	79.83	G	109347	55.28	G
108452	179.31	G	108642	86.13	G	108885	96.00	G	109178	79.83	G	109348	75.85	G
108458	88.93	G	108643	86.13	G	108886	96.00	G	109179	79.83	G	109349	75.85	G
108459	88.93	G	108644	86.13	G	108887	96.00	G	109180	79.83	G	109350	75.85	G
108460	88.93	G	108645	86.13	G	108888	96.00	G	109181	79.83	G	109351	75.85	G
108466	191.43	G	108699	122.48	G	108889	96.00	G	109182	79.83	G	109353	97.71	G
108469	174.01	G	108704	122.48	G	108890	96.00	G	109183	79.83	G	109354	97.71	G
108470	174.01	G	108705	122.48	G	108891	96.00	G	109184	79.83	G	109355	97.71	G
108471	174.01	G	108706	122.48	G	108895	96.00	G	109185	79.83	G	109356	97.71	G
108473	174.01	G	108707	122.48	G	108896	96.00	G	109186	79.83	G	109361	100.74	G
108474	174.01	G	108708	122.48	G	108897	96.00	G	109202	96.00	G	109370	125.05	G
108478	153.63	G	108709	122.48	G	108899	96.00	G	109203	96.00	G	109371	125.05	G
108479	153.63	G	108711	112.26	G	108900	96.00	G	109204	96.00	G	109372	125.05	G
108480	153.63	G	108712	112.26	G	108901	96.00	G	109205	96.00	G	109373	125.05	G
108481	153.63	G	108719	175.21	G	108902	96.00	G	109206	96.00	G	109374	125.05	G
108482	153.63	G	108726	163.01	G	108905	86.13	G	109207	96.00	G	109375	125.05	G
108483	153.63	G	108727	163.01	G	108906	86.13	G	109208	96.00	G	109376	125.05	G
108484	153.63	G	108728	163.01	G	108907	86.13	G	109213	96.00	G	109380	163.30	G
108485	153.63	G	108732	169.12	G	108908	86.13	G	109215	96.00	G	109383	148.40	G
108489	191.43	G	108733	169.12	G	108911	86.13	G	109216	96.00	G	109386	131.55	G
108490	191.43	G	108734	169.12	G	108912	86.13	G	109218	86.13	G	109391	128.84	G
108495	125.16	G	108735	191.43	G	108913	86.13	G	109219	86.13	G	109397	128.84	G
108496	125.16	G	108736	191.43	G	108914	111.06	G	109220	86.13	G	109398	128.84	G
108497	125.16	G	108738	174.01	G	108918	111.06	G	109223	86.13	G	109400	128.84	G
108498	125.16	G	108740	191.43	G	108921	91.76	G	109224	86.13	G	109405	128.84	G
108511	142.75	G	108741	191.43	G	108922	91.76	G	109225	86.13	G	109408	128.84	G
108512	142.75	G	108742	174.01	G	108923	91.76	G	109226	93.09	G	109409	128.84	G
108513	142.75	G	108743	174.01	G	108924	91.76	G	109231	116.77	G	109410	128.84	G
108514	142.75	G	108744	174.01	G	108927	111.06	G	109232	116.77	G	109411	128.84	G
108515	142.75	G	108745	191.43	G	108928	111.06	G	109233	116.77	G	109413	205.12	G
108517	142.75	G	108746	191.43	G	108929	111.06	G	109234	116.77	G	109414	205.12	G
108537	59.91	G	108753	174.01	G	108930	111.06	G	109240	122.48	G	109415	188.18	G
108538	59.91	G	108754	174.01	G	108931	111.06	G	109241	122.48	G	109416	188.18	G
108539	59.91	G	108755	174.01	G	108932	111.06	G	109242	122.48	G	109417	188.18	G
108540	59.91	G	108756	191.43	G	108933	111.06	G	109243	122.48	G	109418	145.02	G
108541	59.91	G	108757	191.43	G	108944	111.06	G	109244	122.48	G	109419	145.02	G
108543	59.91	G	108789	124.99	G	108947	112.26	G	109245	122.48	G	109420	145.02	G
108545	59.91	G	108790	124.99	G	108948	112.26	G	109247	112.26	G	109421	185.00	G
108555	67.74	G	108791	124.99	G	108949	112.26	G	109260	112.26	G	109422	185.00	G
108556	67.74	G	108792	124.99	G	108955	147.43	G	109261	112.26	G	109423	185.00	G
108557	67.74	G	108793	124.99	G	108958	147.43	G	109262	112.26	G	109424	205.12	G
108594	79.83	G	108794	124.99	G	108960	150.53	G	109264	150.53	G	109425	205.12	G
108595	79.83	G	108795	124.99	G	108970	175.31	G	109267	165.63	G	109426	205.12	G
108596	79.83	G	108832	86.59	G	108971	175.31	G	109270	150.53	G	109427	188.18	G
108597	79.83	G	108833	86.59	G	108972	165.63	G	109271	150.53	G	109428	188.18	G
108598	79.83	G	108834	86.59	G	108978	160.83	G	109272	150.53	G	109429	188.18	G
108599	79.83	G	108835	86.59	G	108979	160.83	G	109273	150.53	G	109430	205.12	G
108603	96.00	G	108836	86.59	G	108980	160.83	G	109274	150.53	G	109431	205.12	G

- accessories
- body
- handlebar & grips
- cables & levers
- exhaust
- engine
- fuel & intake
- electrical & ignition
- clutch
- drive
- bearings
- brakes
- steering & suspension
- tires
- tools & shop

ENGINE



PISTONS, CONNECTING RODS, SEALS PRICING

109432	206.97 G	109691	40.06 G	110159	30.02 G	110677	55.20 G	110926	18.24 G
109433	188.18 G	109692	40.06 G	110160	30.02 G	110678	44.70 G	110927	23.29 G
109434	188.18 G	109693	40.06 G	110169	54.56 G	110679	55.20 G	110928	17.42 G
109435	188.18 G	109694	40.06 G	110188	34.34 G	110680	24.01 G	110929	33.80 G
109436	205.12 G	109695	40.06 G	110189	37.77 G	110681	44.70 G	110930	125.91 G
109437	205.12 G	109696	40.06 G	110241	37.24 G	110683	55.20 G	110931	125.91 G
109438	188.18 G	109705	37.24 G	110242	37.24 G	110684	55.20 G	110932	33.80 G
109439	188.18 G	109706	37.24 G	110243	37.24 G	110685	55.20 G	110933	36.38 G
109440	188.18 G	109707	37.24 G	110244	37.73 G	110686	55.20 G	110934	125.91 G
109441	205.12 G	109708	37.24 G	110245	39.03 G	110687	57.40 G	110935	23.28 G
109442	205.12 G	109709	37.24 G	110246	39.03 G	110688	57.40 G	110936	17.42 G
109443	188.18 G	109710	37.24 G	110285	6.44 G	110689	62.89 G	110937	23.29 G
109444	188.18 G	109711	37.24 G	110292	6.49 G	110691	69.40 G	110938	17.42 G
109445	188.18 G	109712	37.24 G	110293	6.49 G	110692	62.89 G	110939	33.80 G
109446	188.18 G	109714	37.24 G	110294	6.49 G	110709	10.55 G	110940	139.90 G
109447	188.18 G	109718	19.89 G	110295	6.49 G	110713	10.12 G	110942	139.90 G
109480	188.18 G	109719	19.89 G	110297	10.39 G	110715	10.23 G	110943	36.38 G
109481	205.12 G	109720	19.89 G	110298	10.39 G	110717	11.14 G	110944	36.38 G
109482	205.12 G	109721	19.89 G	110300	10.39 G	110719	11.74 G	110945	139.90 G
109483	206.97 G	109722	19.89 G	110301	10.39 G	110720	11.74 G	110946	31.15 G
109484	188.18 G	109724	19.89 G	110302	13.37 G	110723	19.48 G	110947	22.54 G
109485	188.18 G	109726	19.89 G	110303	13.37 G	110728	33.15 G	110948	44.50 G
109486	188.18 G	109727	21.18 G	110304	10.39 G	110731	16.95 G	110949	31.15 G
109487	205.12 G	109729	21.18 G	110306	10.39 G	110744	15.17 G	110950	21.26 G
109488	205.12 G	109730	21.18 G	110308	13.37 G	110746	27.33 G	110951	13.07 G
109489	188.18 G	109767	21.71 G	110310	13.37 G	110751	10.23 G	110954	125.91 G
109490	188.18 G	109773	21.71 G	110317	1.62 G	110753	15.29 G	110955	125.91 G
109491	188.18 G	109998	28.59 G	110318	1.62 G	110755	11.14 G	110956	125.91 G
109492	205.12 G	110003	34.34 G	110319	1.62 G	110758	13.67 G	110957	24.70 G
109493	205.12 G	110005	34.34 G	110320	1.62 G	110759	21.69 G	110958	18.24 G
109494	205.12 G	110024	34.34 G	110321	1.62 G	110762	21.53 G	110959	18.24 G
109495	225.62 G	110060	37.24 G	110322	1.62 G	110763	21.53 G	110960	139.90 G
109496	225.62 G	110061	37.24 G	110325	1.54 G	110765	53.17 G	110961	139.90 G
109497	205.12 G	110062	37.24 G	110326	1.62 G	110766	52.74 G	110962	139.90 G
109498	205.12 G	110063	37.24 G	110327	1.62 G	110768	28.26 G	110963	139.90 G
109499	205.12 G	110064	37.24 G	110328	15.15 G	110770	34.01 G	110964	139.90 G
109531	104.08 G	110066	37.24 G	110329	15.15 G	110772	15.88 G	110965	139.90 G
109532	106.27 G	110068	37.24 G	110330	20.45 G	110773	18.41 G	110966	139.90 G
109577	19.89 G	110080	24.01 G	110331	20.45 G	110774	70.12 G	110967	139.90 G
109578	19.89 G	110081	24.01 G	110333	20.45 G	110775	21.53 G	110970	33.56 G
109579	19.89 G	110082	24.01 G	110334	20.45 G	110776	21.53 G	110971	23.11 G
109580	19.89 G	110083	24.01 G	110335	20.45 G	110782	54.95 G	110981	138.50 G
109587	21.47 G	110084	24.01 G	110336	26.48 G	110783	54.95 G	110983	125.91 G
109592	23.67 G	110085	24.01 G	110340	26.48 G	110784	54.30 G	110984	125.91 G
109593	23.67 G	110086	24.01 G	110341	26.48 G	110785	59.80 G	110985	125.91 G
109594	23.67 G	110104	24.01 G	110342	38.70 G	110794	42.19 G	110986	31.15 G
109595	23.67 G	110105	24.01 G	110343	38.70 G	110795	47.15 G	110987	25.78 G
109596	23.67 G	110107	24.01 G	110344	38.70 G	110796	48.44 G	110988	139.90 G
109617	26.31 G	110108	24.01 G	110345	38.70 G	110797	47.15 G	110989	139.90 G
109618	26.31 G	110113	21.72 G	110346	38.70 G	110798	19.59 G	110992	139.90 G
109619	26.31 G	110114	21.72 G	110347	38.70 G	110799	19.59 G	110993	139.90 G
109620	26.31 G	110116	21.72 G	110348	38.70 G	110800	43.94 G	110994	139.90 G
109621	26.31 G	110117	21.72 G	110349	38.70 G	110801	57.07 G	110995	139.90 G
109622	26.31 G	110118	21.72 G	110666	47.41 G	110802	50.64 G	110998	138.50 G
109623	26.31 G	110133	22.87 G	110667	47.41 G	110913	34.60 G	110999	138.50 G
109624	26.31 G	110135	21.71 G	110668	37.80 G	110914	48.11 G	111000	125.91 G
109625	26.31 G	110136	21.71 G	110669	55.20 G	110915	27.50 G	111001	125.91 G
109626	26.31 G	110137	21.71 G	110670	47.41 G	110917	31.45 G	111028	125.91 G
109666	30.02 G	110139	21.71 G	110671	55.20 G	110919	20.54 G	111029	139.90 G
109672	34.34 G	110141	21.71 G	110672	55.20 G	110920	12.30 G	111030	139.90 G
109676	30.02 G	110143	21.71 G	110673	55.20 G	110921	21.26 G	111031	139.90 G
109677	30.02 G	110151	28.59 G	110674	55.20 G	110922	13.39 G	111032	139.90 G
109678	30.02 G	110157	30.02 G	110675	55.20 G	110923	23.29 G	111035	138.50 G
109689	40.06 G	110158	30.02 G	110676	55.20 G	110924	17.42 G	111036	138.50 G
109690	40.06 G					110925	26.16 G	111037	125.91 G



PISTONS, CONNECTING RODS, SEALS PRICING

111038	125.91	G	112619	188.18	G	112689	29.95	G	113404	96.00	G	113575	157.50	G
111039	125.91	G	112620	188.18	G	112690	32.67	G	113405	96.00	G	113577	80.90	G
111040	125.91	G	112621	188.18	G	112691	29.95	G	113406	96.00	G	113578	80.90	G
111041	139.90	G	112622	188.18	G	112692	32.67	G	113408	51.47	G	113579	80.90	G
111042	139.90	G	112623	188.18	G	112693	120.41	G	113409	51.47	G	113580	164.84	G
111043	139.90	G	112626	132.32	G	112694	47.41	G	113410	51.47	G	113630	55.20	G
111044	139.90	G	112627	132.32	G	112695	15.15	G	113412	100.74	G	113793	86.13	G
111045	139.90	G	112628	132.32	G	112696	88.81	G	113413	100.74	G	113794	86.13	G
111046	139.90	G	112629	132.32	G	112697	147.63	G	113414	100.74	G	113795	86.13	G
111047	46.16	G	112633	150.53	G	112698	44.70	G	113415	100.74	G	113797	86.13	G
111048	139.90	G	112634	150.53	G	112699	26.48	G	113416	100.74	G	113798	145.21	G
111049	44.02	G	112635	150.53	G	112700	53.51	G	113417	100.74	G	113799	145.21	G
111050	28.41	G	112636	156.91	G	112701	138.47	G	113418	100.74	G	113800	145.21	G
111054	131.82	G	112637	156.91	G	112702	69.34	G	113419	125.05	G	113804	170.77	G
111055	131.82	G	112638	156.91	G	112703	138.47	G	113420	125.05	G	113807	110.45	G
111057	131.82	G	112639	55.28	G	112704	11.74	G	113421	128.84	G	113808	110.45	G
111060	131.82	G	112640	128.84	G	112705	64.45	G	113422	128.84	G	113809	110.45	G
111062	146.47	G	112641	128.84	G	112706	135.58	G	113424	128.84	G	113810	88.93	G
111063	146.47	G	112642	128.84	G	112707	135.58	G	113426	128.84	G	113811	174.01	G
111067	131.82	G	112643	112.26	G	112708	135.58	G	113427	185.00	G	113812	174.01	G
111068	131.82	G	112644	112.26	G	112709	135.58	G	113428	185.00	G	113813	174.01	G
111069	131.82	G	112645	163.01	G	112710	135.58	G	113429	185.00	G	113814	174.01	G
111070	131.82	G	112646	163.01	G	112711	135.58	G	113430	185.00	G	113815	174.01	G
111072	183.12	G	112647	163.01	G	112712	135.58	G	113431	185.00	G	113816	174.01	G
111073	131.82	G	112648	185.29	G	112713	135.58	G	113432	185.00	G	113817	174.01	G
111075	131.82	G	112649	185.29	G	112715	125.91	G	113433	125.05	G	113818	125.16	G
111077	131.82	G	112650	185.29	G	112716	125.91	G	113434	125.05	G	113819	125.16	G
111078	131.82	G	112651	185.29	G	112739	35.47	G	113435	125.05	G	113820	185.29	G
111082	146.47	G	112652	185.29	G	112851	74.94	G	113436	106.27	G	113821	185.29	G
111083	146.47	G	112653	15.43	G	112852	80.90	G	113437	106.27	G	113822	185.29	G
111086	75.30	G	112654	15.43	G	112914	55.20	G	113439	166.49	G	113823	185.29	G
111087	99.83	G	112655	13.37	G	112936	137.55	G	113440	166.49	G	113824	185.29	G
111088	61.00	G	112656	13.37	G	112937	15.15	G	113441	166.49	G	113825	185.29	G
111089	99.83	G	112657	10.39	G	112939	26.48	G	113442	166.49	G	113826	185.29	G
111091	213.05	G	112658	30.02	G	112940	26.48	G	113443	166.49	G	113827	185.29	G
111093	213.05	G	112659	30.02	G	112941	26.48	G	113444	166.49	G	113828	185.29	G
111096	17.20	G	112660	30.02	G	112942	26.48	G	113445	138.12	G	113830	185.29	G
111097	6.18	G	112661	30.02	G	112943	38.70	G	113446	138.12	G	113833	163.01	G
111098	5.57	G	112662	30.02	G	112944	38.70	G	113447	138.12	G	113834	163.01	G
111099	4.57	G	112663	30.02	G	112945	38.70	G	113448	138.12	G	113835	163.01	G
111100	3.70	G	112664	13.37	G	113046	104.71	G	113449	138.12	G	113836	163.01	G
111101	6.80	G	112665	37.24	G	113048	157.50	G	113450	138.12	G	113837	163.01	G
111102	7.85	G	112666	15.43	G	113049	157.50	G	113454	21.71	G	113838	163.01	G
111107	3.27	G	112667	49.57	G	113050	94.65	G	113456	31.48	G	113839	174.01	G
111108	3.47	G	112668	13.37	G	113051	157.50	G	113457	31.48	G	113840	174.01	G
111109	4.33	G	112669	15.43	G	113052	91.75	G	113458	31.48	G	113841	174.01	G
111110	5.33	G	112670	35.47	G	113053	84.38	G	113459	31.48	G	113842	174.01	G
111114	3.67	G	112671	13.37	G	113054	80.90	G	113460	31.48	G	113843	174.01	G
111115	6.36	G	112672	13.37	G	113055	59.74	G	113461	24.01	G	113853	150.53	G
111116	3.46	G	112673	10.39	G	113056	26.09	G	113464	28.59	G	113854	150.53	G
111117	5.75	G	112674	26.73	G	113058	26.12	G	113465	34.34	G	113859	160.83	G
111118	3.63	G	112675	15.43	G	113059	26.12	G	113466	34.34	G	113860	160.83	G
111122	4.56	G	112676	26.73	G	113060	69.34	G	113467	34.34	G	113861	160.83	G
111259	12.70	G	112677	15.43	G	113062	162.88	G	113468	34.34	G	113862	160.83	G
111268	10.64	G	112678	21.71	G	113063	162.88	G	113472	26.27	G	113863	160.83	G
111306	11.47	G	112679	8.95	G	113394	11.71	G	113513	55.08	G	113864	160.83	G
111308	3.44	G	112681	13.37	G	113395	15.43	G	113514	57.65	G	113866	150.53	G
111707	79.83	G	112682	13.37	G	113397	88.93	G	113542	137.55	G	113867	150.53	G
111708	79.83	G	112683	15.43	G	113398	79.83	G	113543	152.05	G	113868	150.53	G
111709	79.83	G	112684	15.43	G	113399	86.13	G	113544	147.63	G	113869	150.53	G
112615	185.00	G	112685	26.73	G	113400	86.13	G	113545	88.81	G	113873	156.91	G
112616	185.00	G	112686	13.37	G	113401	79.83	G	113546	162.88	G	113874	156.91	G
112617	185.00	G	112687	13.37	G	113402	79.83	G	113547	162.88	G	113875	156.91	G
112618	188.18	G	112688	32.67	G	113403	79.83	G	113548	162.88	G	113887	175.21	G

- accessories
- body
- handlebar & grips
- cables & levers
- exhaust
- engine
- fuel & intake
- electrical & ignition
- clutch
- drive
- bearings
- brakes
- steering & suspension
- tires
- tools & shop

ENGINE



PISTONS, CONNECTING RODS, SEALS PRICING

- accessories
- body
- handlebar & grips
- cables & levers
- exhaust
- engine**
- fuel & intake
- electrical & ignition
- clutch
- drive
- bearings
- brakes
- steering & suspension
- tires
- tools & shop

113888	175.21	G	113932	188.18	G	113982	2.16	G	114213	76.97	G	114537	104.41	G
113889	175.21	G	113933	188.18	G	113983	2.27	G	114215	205.12	G	114538	80.16	G
113890	178.35	G	113934	188.18	G	113985	2.16	G	114216	205.12	G	114539	43.51	G
113891	178.35	G	113935	188.18	G	113993	39.03	G	114217	205.12	G	114540	43.51	G
113892	178.35	G	113936	188.18	G	113994	39.03	G	114307	163.01	G	114541	86.61	G
113893	188.18	G	113937	188.18	G	113995	35.47	G	114308	163.01	G	114542	50.26	G
113894	188.18	G	113938	188.18	G	113996	39.03	G	114309	170.77	G	114543	52.53	G
113895	188.18	G	113939	188.18	G	113997	39.03	G	114310	170.77	G	114544	90.08	G
113896	175.21	G	113940	188.18	G	113998	35.47	G	114311	108.18	G	114545	91.47	G
113897	175.21	G	113941	188.18	G	113999	35.47	G	114315	163.01	G	114546	65.74	G
113898	175.21	G	113942	188.18	G	114000	35.47	G	114316	163.01	G	114547	87.58	G
113899	188.18	G	113943	188.18	G	114001	35.47	G	114317	163.01	G	114548	88.97	G
113900	188.18	G	113944	188.18	G	114002	35.47	G	114318	163.01	G	114549	86.54	G
113901	188.18	G	113945	188.18	G	114015	36.38	G	114319	163.01	G	114550	103.87	G
113902	175.21	G	113946	188.18	G	114016	139.90	G	114320	163.01	G	114551	74.16	G
113903	175.21	G	113947	188.18	G	114017	139.90	G	114321	104.08	G	114552	76.16	G
113904	175.21	G	113948	188.18	G	114018	125.91	G	114322	104.08	G	114553	27.91	G
113905	182.22	G	113949	188.18	G	114019	125.91	G	114323	104.08	G	114554	49.50	G
113906	182.22	G	113950	188.18	G	114020	139.90	G	114324	104.08	G	114555	63.45	G
113907	182.22	G	113951	188.18	G	114021	139.90	G	114325	188.18	G	114556	72.80	G
113908	188.18	G	113952	188.18	G	114022	135.58	G	114326	188.18	G	114557	50.20	G
113909	188.18	G	113953	188.18	G	114023	135.58	G	114327	188.18	G	114558	40.53	G
113910	188.18	G	113954	188.18	G	114024	135.58	G	114328	122.48	G	114559	44.93	G
113911	188.18	G	113955	188.18	G	114025	131.16	G	114329	122.48	G	114560	105.31	G
113912	188.18	G	113956	188.18	G	114026	131.16	G	114330	122.48	G	114561	129.60	G
113913	188.18	G	113957	188.18	G	114027	196.20	G	114331	122.48	G	114562	41.06	G
113914	205.12	G	113958	188.18	G	114028	135.58	G	114332	150.53	G	114563	54.87	G
113915	205.12	G	113959	188.18	G	114029	135.58	G	114333	150.53	G	114564	63.61	G
113916	188.18	G	113960	188.18	G	114030	135.58	G	114334	150.53	G	114565	102.81	G
113917	188.18	G	113961	188.18	G	114031	135.58	G	114335	125.05	G	114566	116.12	G
113918	188.18	G	113962	188.18	G	114032	135.58	G	114336	125.05	G	114567	121.52	G
113919	188.18	G	113963	188.18	G	114033	119.09	G	114337	125.05	G	114568	91.87	G
113920	188.18	G	113964	188.18	G	114034	160.60	G	114338	163.01	G	114569	120.11	G
113921	188.18	G	113965	188.18	G	114176	75.30	G	114339	163.01	G	114570	30.37	G
113922	188.18	G	113966	188.18	G	114177	99.83	G	114340	163.01	G	114571	26.49	G
113923	188.18	G	113967	232.39	G	114178	61.00	G	114528	135.58	G	114572	29.19	G
113924	188.18	G	113968	232.39	G	114179	99.83	G	114529	135.58	G	114573	48.12	G
113925	188.18	G	113969	232.39	G	114186	59.74	G	114530	135.58	G	114574	55.32	G
113926	188.18	G	113973	188.18	G	114188	41.99	G	114531	135.58	G			
113927	188.18	G	113974	188.18	G	114191	69.77	G	114532	135.58	G			
113928	188.18	G	113975	188.18	G	114209	17.15	G	114533	135.58	G			
113929	188.18	G	113976	188.18	G	114210	76.97	G	114534	146.47	G			
113930	188.18	G	113977	188.18	G	114211	81.88	G	114535	146.47	G			
113931	188.18	G	113978	188.18	G	114212	76.97	G	114536	119.02	G			

AUTOMATIC
DISTRIBUTORS

ORDER ONLINE
24/7/365

www.autodist.com





FORGED POWERSPORTS PISTONS

Powersports Forged Piston Advantage

Wiseco leads the performance aftermarket by producing the highest quality forged pistons for Dirt Bikes, ATV's, Snowmobiles, Outboard Marine, and Motorcycles right here in the USA. Wiseco is unique because we forge all of our own pistons in house, and produce all of our own forge tooling right here in the USA. This allows us to control all aspects of our manufacturing process from raw bar to skirt coating finished parts.

In addition, in-house dyno testing gives Wiseco the ability to develop state-of-the-art technology such as new shapes, coatings, and components, and lead the industry through rigorous R&D. Linking all segments of Wiseco's organization through design, testing, manufacturing, and distribution allows us to fulfill market needs with minimum lead-times.



Piston Engineering / ArmorGlide Coating



Some of our forged pistons offer our new ArmorGlide™ skirt coating, which is the result of testing, development, and benchmarking through Wiseco's rigorous in-house dyno program. The outcome is the ultimate in skirt coating toughness, lubrication, and bond technology working together to minimize friction, maximize horsepower, and provide improved wear resistance. Not only is ArmorGlide™ a high-tech lubricant that reduces friction, but it also allows the piston to be fitted tighter within the bore allowing a better ring seal and reduced noise from piston rock.

Top End Piston Kits

Wiseco's complete top end Piston Kits are offered for nearly every popular application in the powersports market. These kits contain everything you need to complete your rebuild the right way, the first time. High quality parts specifically chosen by us to match our forged pistons are included in this kit for easy one stop shopping.

- 4-stroke kits feature a 'race-ready' dome finish with smooth edges for improved combustion flow. Horizontal slot-pin oiling reduces friction and provides scuff resistance, along with a pressure seal groove for maximum ring seal.
- Most PK/SK/WK/VT kits from Wiseco feature a complete top end gasket kit that gives you everything you need to complete your rebuild from premium materials.
- 4-stroke race applications feature Wiseco's ArmorGlide™ skirt coating to provide reduced friction and noise to contribute to increased horsepower.
- Dedicated forgings used for superior strength to weight ratio utilizing aerospace alloy.
- High Performance ring kit and alloy pin included with each piston kit for extended life and sustained power.



accessories

body

handlebar
& gripscables &
levers

exhaust

engine

fuel &
intakeelectrical
& ignition

clutch

drive

bearings

brakes


steering &
suspension

tires

tools &
shop


ENGINE


accessories	WISCO		BORE X STROKE	BORE SIZE	TOP END KIT	SINGLE PISTON	RING SET	PIN	CLIP	TOP END GASKET KIT	TOP END BEARING
body	BMW (4-STROKE)										
handlebar & grips	GX450	08-12	98	98			9800ZV	111610	CW20		
cables & levers	11.6:1 Standard Compression		x								
exhaust	GX450	08-12	98	98			9800ZV	111610	CW20		
engine	13.5:1 Compression		x								
fuel & intake			59								
electrical & ignition			59								
clutch	COBRA (2-STROKE)										
drive	Cobra,Cobra Action- with Reed Moto-Morini engine	97-99	39	39		698M03900	1535CDM	S563	CW12	W5755	
bearings	*Will not fit King Cobra Model		x	41		698M04100	1614CD				
brakes	*Chrome Bore - Cylinder sleeving or replating required for oversizes		41.7								
steering & suspension											
tires											
tools & shop	GAS GAS (2-STROKE)										
	EC/MC125	00-01	54	54		726M05400	2126CST	S467	CW15		B1001
			x	54.5		726M05450	2146CS				
			54.5	55		726M05500	2165CS				
			54.5	56		726M05600	2205CS				
	EC/MC125	02-08	54	54		762M05400	104608	S632	CW15		B1001
			x	56		762M05600	2205CS				
			54.5								
	EC200	99-11	62.5	62.5		101165	2461CD	S477	CW18		
			x								
			65								
	EC250	97-15	66.4	66.4		102680	2614CD	S508	CW18		B1003
	SM250		x								
	MC250		72								
	EC300	00-15	72	72		101273	2835CD	S508	CW18		B1003
			x								
			72								
	GAS GAS (4-STROKE)										
	EC250F	10-15	77	77		4882M07700	7700XU	S742	CW16		
			x								
			53.6								
	EC250F	10-15	77	77		4881M07700	7700YC	S742	CW16		
			x								
			53.6								
	EC300F	13-15	83	83		102726	3268XG	S677	CW16		
			x								
			53.6								
	EC450F	05-09	97	100			104050	S641	CW20		
	SM450FSR	07-09	x								
			60.8								
	EC450F	13-15	95	95		4785M09500	3741XS	S600	CW18		
			x								
			63.4								
	EC450F	13-15	95	95		102876	3741XS	S600	CW18		
			x								
			63.4								

	BORE X STROKE	BORE SIZE	TOP END KIT	SINGLE PISTON	RING SET	PIN	CLIP	TOP END GASKET KIT	TOP END BEARING	
MODEL YEAR										
GM (4-STROKE)										
GM500	All	90 x 78.5	90		102555	104388	104782			
HONDA (2-Stroke)										
CR80	80-82	49.5 x 41.4	49.5 50 50.5 51 51.5		450M04950 450M05000 450M05050	1949CD 1969CD 1988CD	S538	CW12	100850	B1015
CR80	83	49.5 x 41.4	50 50.5 51 51.5		101411 101412 112144 103248	1969CD 1988CD 2008CD 101002	S538 (Not included)	CW12	100846	B1015
CR80	84	49.5 x 41.4	50 50.5 51 51.5		103257 103258 102839	1969CD 1988CD 2008CD	S538 (Not included)	CW12	100847	B1015
CR80 *International Bore - Not available in U.S.	86-02	46 x 47.8	46		100479	1810CS	S517	CW14		B1012
									W6136 1992- 2002	
CR80	86-02	47 x 47.8	47 49		103550	1850CS	S517	CW14		B1012
									W6136 1992- 2002	
CR80	86-91	47 x 47.8	47 47.5 48 49	103440 103442	643M04700 643M04750 643M04800 101658	1850CS 1869CS 1890CS 1929CS	S517	CW14		B1012
CR80	92-02	47 x 47.8	47 47.5 48 49	103108 103109 103110 101130	643M04700 643M04750 643M04800 101658	1850CS 1869CS 1890CS 1929CS	S517	CW14	W6136 47-48mm	B1012
									W5356 48.5- 49mm	
CR80	93-06	52 x	52	103884	766M05200	2047CS	S288	CW14	W5973 1993- 2006	B1012
CR85	03-07	47.5 x 47.8	47.5	103349	838M04750	1869CS	S517	CW14	W6136 2003- 2006	B1080
CR85	03-07	47.5 X 47.8	47.5 48 48.5 49.5 50.5	101375 101376 101377 103963 103964	833M04750 833M04800 833M04850 833M04950 101245	1869CS 1890CS 1909CS 1949CS 100158	S517	CW14	W6136 47-48mm W5356 48.5- 50mm W5973 50.5mm	B1080

- accessories
- body
- handlebar & grips
- cables & levers
- exhaust
- engine**
- fuel & intake
- electrical & ignition
- clutch
- drive
- bearings
- brakes
- steering & suspension
- tires
- tools & shop

ENGINE

		BORE X STROKE	BORE SIZE	TOP END KIT	SINGLE PISTON	RING SET	PIN	CLIP	TOP END GASKET KIT	TOP END BEARING
MODEL	YEAR									
HONDA (2-STROKE) CONTINUED										
MT125	73-78	56	56		101864	2205CD	S394	CW14	104396	B1018
CR125M	73-78	x	56.5		101865	2224CD				
		50	57		101866	2244CD				
			57.5		102362	2264CD				
			58		102363	2284CD				
CR125R	79	56	56		430M05600	2205CDM	S394	CW14	W5680	B1018
*2205CDM rings required standard Chrome Bore		x			448M05650	2224CD	(Not Included)			
		50	57		448M05700	2244CD				
			57.5		102106	2264CD				
CR125R	80-84	55.5	55.5		448M05550	2185CD	S394	CW14	W5680	B1018
		x	56		448M05600	2205CD	(Not Included)		1979-1980	
		50			448M05650	2224CD			W4025	
			57		448M05700	2244CD			1983	
			57.5		102106	2264CD			W4027	
									1984	
CR125R	85-86	54	54		518M05400	2126CD	S485	CW14	W4027	B1006
		x	54.5		518M05450	2146CD			1985	
		54	55		518M05500	2165CD				
			55.5		103876	2185CD			W4894	
			56		103877	2205CD			1986	
CR125R	87	54	54	101679	553M05400	2126CS	S288	CW14	W5270	B1018
*Power Valve must be modified for 55mm and larger		x	54.5		553M05450	2146CS				
		54	55		553M05500	2165CS				
			55.5		553M05550	2185CS				
			56	101737	553M05600	2205CS				
CR125R	88-89	54	54		564M05400	2126CS	S467	CW15	W5270	B1001
*1989 model has Nikasil Bore Cylinder sleeving or replating is required for over sizes		x	54.5	101172	564M05450	2146CS				
		54.5	55		564M05500	2165CS				
			55.5		564M05550	2185CS				
			56	102230	564M05600	2205CS				
CR125R	90-91	54	54		595M05400	2126CS	S467	CW15	W5318	B1001
		x	54.5		595M05450	2146CS				
		54.5	55		595M05500	2165CS				
CR125R	92-97	54	54	102480	676M05400	2126CS	S467	CW15	W5318	B1001
		x	54.5	102481	676M05450	2146CS			54-55mm	
		54.5	55	102482	676M05500	2165CS				
			56	103591	676M05600	2205CS			W5964	
									56mm	
CR125R	95-97	54	54	102404	762M05400	104608	S632	CW15	W5318	B1001
		x	56		762M05600	2205CS			54mm	
									W5964	
									56mm	
CR125R	98-99	54	54	102483	676M05400	2126CS	S467	CW15	W5684	B1001
		x	54.5	102484	676M05450	2146CS			54-55mm	
		54.5	55	102485	676M05500	2165CS				
			56	103592	676M05600	2205CS			W5965	
									56mm	
CR125R	98-99	54	54	102405	762M05400	104608	S632	CW15	W5684	B1001
		x	56		762M05600	2205CS			54-55mm	
		54.5							W5965	
									56mm	

	BORE X STROKE	BORE SIZE	TOP END KIT	SINGLE PISTON	RING SET	PIN	CLIP	TOP END GASKET KIT	TOP END BEARING	
MODEL	YEAR									
HONDA (2-STROKE) CONTINUED										
CR125R	00	54 x 54.5	54 54.5 55 56	101157 101454	676M05400 676M05450 676M05500 676M05600	2126CS 2146CS 2165CS 2205CS	S467	CW15	W5847 54-55mm W5966 56mm	B1001
CR125R	00-02	54 x 54.5	54 56	103874 102365	762M05400 762M05600	2126CS 2205CS	S632	CW15	W6020 54mm W5903 56mm	B1001
CR125R	01-02	54 x 54.5	54 54.5 55 56	101160 101161 101162 102108	676M05400 676M05450 676M05500 676M05600	2126CS 2146CS 2165CS 2205CS	S467	CW15	W6020 54-55mm W5903 56mm	B1001
CR125R	03	54 x 54.5	54 56	101491 102902	762M05400 762M05600	104608 2205CS	S632	CW15	W6104 54mm W6127 56mm	B1001
CR125R	03	54 x 54.5	54 54.5 55 56	101485 102735	676M05400 676M05450 676M05500 676M05600	2126CS 2146CS 2165CS 2205CS	S467	CW15	W6104 54-55mm W6127 56mm 103332 57mm	B1001
CR125R	04	54 x 54.5	54 56		840M05400	2126CS	S632	CW15	W6104 54mm	B1001
CR125R	04	54 x 54.5	54 56 57	101254 103011 103244	841M05400 841M05600 103199	104608 2205CS 2244CS	S632	CW15	W6104 54mm W6127 56mm 103332 57mm	B1001
CR125R	05-07	54 x 54.5	54	101324	859M05400	2126CS	S632	CW15	W6350	B1001
CR125R	05-07	54 x 54.5	54 56 57	102155 103552	841M05400 841M05600 103199	104608 2205CS 2244CS	S632	CW15	W6350 54mm 103331 56-57mm	B1001
CR250M	73-74	70 x 64.4	70 71		112097 101759	2756CD 2795CD	S343 (Not Included)	CW18	104595	B1003
CR250M MT250,MR250	75-77 75-77	70 x 64.4	70 70.5 71 71.5 72		338M07000 338M07050 338M07100 338M07150 101458	2756CD 2776CD 2795CD 2815CD 2835CD	S343	CW18	W5558 MT,MROnly	B1003

- accessories
- body
- handlebar & grips
- cables & levers
- exhaust
- engine**
- fuel & intake
- electrical & ignition
- clutch
- drive
- bearings
- brakes
- steering & suspension
- tires
- tools & shop

ENGINE

accessories	WISECO	BORE X STROKE	BORE SIZE	TOP END KIT	SINGLE PISTON	RING SET	PIN	CLIP	TOP END GASKET KIT	TOP END BEARING	
MODEL	YEAR										
HONDA (2-STROKE) CONTINUED											
body	CR250R	78-80	70	70		431M07000	2756CD/ CDM	S343	CW18	104410	B1003
handlebar & grips	*2756CDMringsrequiredstandard-ChromeBore		x	70.25		431M07025	2766CD				
cables & levers			64.4	70.5	102672	431M07050	2776CD				
				70.75		103545	2786CD				
exhaust				71	102674	431M07100	2795CD				
				71.25		101874	2805CD				
engine	CR250R	81-83	66	66		101131	2598CD	S257 (NotIn- cluded)	CW18	104586	B1003
fuel & intake			x	66.5		101132	2618CD			1981- 1982	
electrical & ignition			72	67		101133	2638CD			104588	
				67.5		102491	2658CD			1983	
				68		102492	2677CD				
clutch	CR250R	84-85	66	66		526M06600	2598CD	S511	CW18	103490	B1003
			x	66.25		526M06625	2608CD			1984	
			72	66.5		526M06650	2618CD				
drive				66.75		526M06675	2628CD			104360	
				67		526M06700	2638CD			1985	
				67.25		526M06725	2648CD				
				67.5		526M06750	2658CD				
				68		526M06800	2677CD				
bearings	CR250R	86-89	66.4	66.4	101661	614M06640	2614CD	S508	CW18	100795	B1003
			x	67	101662	614M06700	2638CD				
			72	67.5	101665	103631	2658CD				
brakes				68		103632	2677CD				
				68.5		103633	2697CD				
steering & suspension	CR250R	90-91	66.4	66.4	101663	614M06640	2614CD	S508	CW18	100801	B1003
			x	67		614M06700	2638CD				
			72	67.5		103631	2658CD				
tires				68		103632	2677CD				
				68.5		103633	2697CD				
tools & shop	CR250R	92-96	66.4	66.4	102793	614M06640	2614CD	S508	CW18	W5319	B1003
			x	67	102794	614M06700	2638CD				
			72	67.5		103631	2658CD				
				68		103632	2677CD				
				68.5	102722	103633	2697CD				
	CR250R	97-01	66.4	66.4	103929	768M06640	2614CS	S508	CW18	W5319	B1003
			x								
			72								
	CR250R	97-01	66.4	66.4	103420	702M06640	2614CD	S508	CW18	W5319	B1003
			x	67	103421	702M06700	2638CD				
			72	67.5	103422	702M06750	2658CD				
				68	103326	101264	2677CD				
				68.5	103327	101265	2697CD				
	CR250R	02-04	64.4	66.4		802M06640	2614CS	S508	CW18	W5982	B1003
			x								
			72								
	CR250R	02-04	66.4	66.4	102113	801M06640	2614CD	S508	CW18	W5982	B1003
			x	67.5	102114	103953	2658CD			66.4- 67.5mm	
			72	68.5	102660	801M06850	2697CD			W6157 68.5mm	

WISCO MODEL	YEAR	BORE X STROKE	BORE SIZE	TOP END KIT	SINGLE PISTON	RING SET	PIN	CLIP	TOP END GASKET KIT	TOP END BEARING
HONDA (2-STROKE) CONTINUED										
CR250R	05-07	66.4 x 72	66.4	102268	860M06640	104610	S508	CW18	111639	B1003
CR480R CR500	82-83 84	89 x 76	89 89.5 90 90.5 91	102581 102582 102584 102585	871M08900 101354 101355 101356 101357	111618 111619 111620 111621 111622	S512	CW20	W6646	B1004
CR500	85-88	89 x 76	89 89.5 90 90.5 91	102025 102027	871M08900 101354 101355 101356 101357	111618 111619 111620 111621 111622	S512	CW20	104209	B1004
CR500	89-01	89 x 76	89 89.5 90 90.5 91	100937 100938 100939 100940 100941	871M08900 101354 101355 101356 101357	111618 111619 111620 111621 111622	S512	CW20	W5223	B1004
HONDA (4-STROKE)										
Z50R	82-87	39 x 41.4	39 39.5 40.5 41		104007 104008	3900XZ 3950XZ 100885 100889	S671	CW13	W6159 39mm W6160 39.5-41mm	
XR50 CRF50F	88-08 04-13	39 x 41.4	39 39.5 40 40.5 41	111915 112370	4798M03900 4798M03950 4798M04000 103706	3900XZ 3950XZ 4000XZ 100885 100889	S671	CW13	W6159 39mm W6160 39.5-41mm	
XR70 CRF70F	97-03 04-12	47 x 41.4	47 47.5 48	102815 102816 102817	4880M04700 4880M04750 104198	1850XE 1870XE 1890XE	S592	CW13	W6364	
XR80	79-91	47.5 x 45 49.5	48 48.5 49 49.5	103600 103601 103602 102372	4665M04800 4665M04850 103504 101890	1890XE 1909XE 101688 101689	S592	CW13	W5732	
XR80R CRF80F	92-03 04-13	47.5 x 45	48 48.5 49 49.5	103443 103444 103445 PK1228	4665M04800 4665M04850 103504 101890	1890XE 1909XE 101688 101689	S592	CW13	W5748	
XR100 XR100R	81-84 85-91	53 x 45	53.5 54 54.5 55	102252 102253 PK1275 101220	4666M05350 4666M05400 103507 101891	2106XE 2126XE 2146XE 2165XE	S593	CW14	W5733	
XR100 CRF100F	92-03 04-13	53 x 45	53.5 54 54.5 55	103937 103938 103269	4666M05350 4666M05400 103507 101891	2106XE 2126XE 2146XE 2165XE	S593	CW14	W5749	

- accessories
- body
- handlebar & grips
- cables & levers
- exhaust
- engine**
- fuel & intake
- electrical & ignition
- clutch
- drive
- bearings
- brakes
- steering & suspension
- tires
- tools & shop

ENGINE

WISECO											
MODEL	YEAR	BORE X STROKE	BORE SIZE	TOP END KIT	SINGLE PISTON	RING SET	PIN	CLIP	TOP END GASKET KIT	TOP END BEARING	
HONDA (4-STROKE) CONTINUED											
XR100	85-03	53	58		101720	2283XE	S485	CW14	W6155		
CRF100F	04-13	x 45							1985-1991 W6137 1992-2013		
CRF110F	13-15	50 x 55.6	50		112388	101690	S592	CW13			
CRF110F	13-15	50 x 55.6	52		111922	101691	S592	CW13			
CRF125F	14-16	52.4 x 57.9	53.5			2106XE	S538	CW12			
CRF150F	03-15	57.3 x 57.8	57.5 58 58.5		40132M05750 40132M05800 40132M05850	2264XE 2283XE 101699	S288	CW14			
CRF150R	07-09	66 x 43.7	66 68	102190 103646	103895 102687	104252 2677XA	104584	CW14	104253 66mm 104254 68mm		
CRF150R	07-09	66 x 43.7	66 68	101659 101660	103184 103425	104252 2677XA	104584	CW14	104253 66mm 104254 68mm		
CRF150R	07-09	66 x 43.7	66		102747	101728	104584	CW14	104253		
CRF150R	12-15	66 x 43.7	66		111991	104252	104584	CW14	104253		
XR/ XL185+.100BigBore XR200	86-91 86-91	65.5 x 57.8	65.5 66 66.5 67	101206 101207 101332 101333	4156M06550 4156M06600 4156M06650 102375	2579XC 2598XC 2618XC 2638XC	S522	CW15	W5660 1986-1991		
XR/ XL185+.100BigBore XR200	92-02 92-02	65.5 x 57.8	65.5 66 66.5 67	101208 101209 101334 101335	4156M06550 4156M06600 4156M06650 102375	2579XC 2598XC 2618XC 2638XC	S522	CW15	W5661 1992-2002		
XR200R	80-83 92-02	65.5 x 57.8	65.5 66 66.5 67	101204 101205 101330	4156M06550 4156M06600 4156M06650 102375	2579XC 2598XC 2618XC 2638XC	S522	CW15	100307 1980-1983 W5661 1992-2002		

WISCO	BORE X STROKE	BORE SIZE	TOP END KIT	SINGLE PISTON	RING SET	PIN	CLIP	TOP END GASKET KIT	TOP END BEARING
MODEL	YEAR								
HONDA (4-STROKE) CONTINUED									
CRF230F	03-16	65.5 x 66.2	65.5 66 66.5 67 67.5		4816M06550	25787XA 2598XA 2618XA 2638XA 2658XA	S632	CW15	
XL250	79-83	74	74		4171M07400	2913XC	S376	CW19	
XR250	79-83	x 57.8	74.5 75 75.5 76		4171M07450 4171M07500 103711	2933XC 2953XC 2973XC 2992XC			
XR250RadialHead	84-85	75 x 56.5	75 75.5 76		4329M07500 4329M07550 4329M07600	2953XG 2973XG 2992XG	S523	CW17	
XL250RadialHead	84-87	75 x 56.5	75 75.5 76		4329M07500 4329M07550 4329M07600	2953XG 2973XG 2992XG	S523	CW17	
XR250R	86-04	73	73	101593	4466M07300	2874XC	S533	CW17	W5424
XR250L	91-96	x 59.5	73.5 74 75.5 77 78	101594 101595 103125 103126	4466M07350 4466M07400 103794 103795 103796	2894XC 2913XC 2973XC 3032XC 100546	73-75.5mm S523 77-78mm	73-74mm W5425 75.5-78mm	
CRF250L	13-14	76 x 55	76		111778	2992XG	S688	CW17	112387
CRF250L	13-14	78 x 55	78		111779	3071XG	S688	CW17	112387
CRF250L	13-14	81 x 55	81		111780	3189XG	S688	CW17	112387
CRF250X	04-15	78 x 52.2	78	101921	4829M07800	7800YB	S686	CW16	W6239
CRF250X	04-15	78 x 52.2	78	101954	4852M07800	7800YB	S686	CW16	W6239
CRF250R	04-07	78 x 52.2	78	101921	4829M07800	7800YB	S686	CW16	W6239
CRF250R	04-07	78 x 52.2	78	101954	4852M07800	7800YB	S686	CW16	W6239
CRF250R	08-09	78 x 52.2	78	112314	4949M07800	7800YB	S686	CW16	W6239
CRF250R	08-09	78 x 52.2	78	112313	4972M07800	7800YB	S686	CW16	W6239
CRF250R	08-09	78 x 52.2	78		102751	101731	112382	CW16	W6239
CRF250R	04-09	78 x 52.2	82		4984M08200	111623	S677	CW16	100647

- accessories
- body
- handlebar & grips
- cables & levers
- exhaust
- engine**
- fuel & intake
- electrical & ignition
- clutch
- drive
- bearings
- brakes
- steering & suspension
- tires
- tools & shop

ENGINE

	WISCO	BORE X STROKE	BORE SIZE	TOP END KIT	SINGLE PISTON	RING SET	PIN	CLIP	TOP END GASKET KIT	TOP END BEARING	
accessories	MODEL	YEAR									
body	HONDA (4-STROKE) CONTINUED										
	CRF250R	10-13	76.8 x 53.8	76.8	112289	102016	103880	S686	CW16	101740	
handlebar & grips	CRF250R	10-13	76.8 x 53.8	76.8	112330	102043	103880	S686	CW16	101740	
cables & levers	CRF250R	10-13	76.8 x 53.8	79		102044	104033	S686	CW16	101741	
exhaust	CRF250R	10-15	76.8 x 53.8	76.8		102753	101729	112382	CW16	101740	
engine	CRF250R *+2mm Long connecting rod Conversion	10-15	76.8 x 53.8	76.8			101729		CW15	101740	
fuel & intake	CRF250R	14-15	76.8 x 53.8	76.8	PK1892		103880	S686	CW16	101740	
electrical & ignition	CRF250R	14-15	76.8 x 53.8	76.8	114707	40129M07680	103880	S686	CW16	101740	
clutch	CRF250R	16	76.8 x 53.8	76.8		114704	103880	S686	CW16		
drive	XR350R	83-84	84 x 61.3	84 84.5 85		4286M08400 4286M08450 4286M08500	3307XC 3327XC 3347XC	S529	CW21		
bearings	XR400R	96-04	85 x 70	85 85.5 86 87 88	103172 103173 103174 101442 101443	4606M08500 4606M08550 4606M08600 4606M08700 102829	3347XC 8550XX 3386XC 3425XC 3465XC	S520	CW20	W5514 85-86mm W5942 87-88mm	
brakes	XR400R	96-04	85 x 70	85 85.5 86 87 88	101671 101672 101673 102835 102836	4628M08500 4628M08550 4628M08600 4628M08700 101364	3347XC 8550XX 3386XC 3425XC 3465XC	S520	CW20	W5514 85-86mm W5942 87-88mm	
steering & suspension	XR400R	96-04	85 x 70	89	103360	4667M08900	3504XC	S553	CW20	W5942	
tires	XR400R	96-04	85 x 70	89	102648 Sleeve Included	4794M08900	8900XX	S553	CW20	W5942	
tools & shop	CRF450R	02-08	96 x 62.1	96	103260	4753M09600	9600ZV	S660	CW19	W5974 02-06 104163 2007-2008	
	CRF450R	02-08	96 x 62.1	96	101710	4820M09600	9600ZV	S660	CW19	W5974 2002-2006 104163 2007-2008	

WISCO	BORE X STROKE	BORE SIZE	TOP END KIT	SINGLE PISTON	RING SET	PIN	CLIP	TOP END GASKET KIT	TOP END BEARING
MODEL	YEAR								
HONDA (4-STROKE) CONTINUED									
CRF450R	02-08	96 x 62.1	96 98 99	101911	102675 102676 102677	9600ZV 9800ZV 104395	S660	CW19	W5974 02-06' 96mm 104163 07- 0896mm W5975 2002- 2006 98-99mm 104164 2007- 2008 98-99mm
CRF450R	02-08	96 x 62.1	96	103111	101270	9600ZV	S660	CW19	W5974 2002- 2006 104163 2007- 2008
CRF450R	02-08	96 x 62.1	96	101591	102015	9600ZV	S660	CW19	W5974 2002- 2006 104163 2007- 2008
CRF450R	02-08	96 x 62.1	96		102495	101733	112383	CW19	W5974 2002- 2006 104163 2007- 2008
CRF450R	02-08	96 x 62.1	101		102867	100874	S660	CW19	W5974 2002- 2006 104163 2007- 2008
CRF450R	09-12	96 x 62.1	96	112332	102942	9600ZV	S682	CW19	104162
CRF450R	09-12	96 x 62.1	96	112326	102240	9600ZV	S682	CW19	104162
CRF450R	09-16	96 x 62.1	96		102752	101733	112384	CW19	104162
CRF450R	09-16	96 x 62.1	96		102756	101733	112384	CW19	104162
CRF450R	13-16	96 x 62.1	96	112327	112210	9600ZV	S682	CW19	104162

- accessories
- body
- handlebar & grips
- cables & levers
- exhaust
- engine**
- fuel & intake
- electrical & ignition
- clutch
- drive
- bearings
- brakes
- steering & suspension
- tires
- tools & shop

ENGINE

accessories		WISECO		BORE X STROKE	BORE SIZE	TOP END KIT	SINGLE PISTON	RING SET	PIN	CLIP	TOP END GASKET KIT	TOP END BEARING
body		MODEL	YEAR									
HONDA (4-STROKE) CONTINUED												
	CRF450R	13-16	96 x 62.1	96	112328	112214	9600ZV	S682	CW19	104162		
handlebar & grips	CRF450X	05-15	96 x 62.1	96	103261	4753M09600	9600ZV	S660	CW19	100873		
cables & levers	CRF450X	05-15	96 x 62.1	96	101708	4820M09600	9600ZV	S660	CW19	100873		
exhaust	CRF450X	05-15	96 x 62.1	96	101910	102675 102676 102677	9600ZV 9800ZV 104395	S660	CW19	100873 96mm 103727 98-99mm		
engine	CRF450X	05-15	96 x 62.1	96	103120	101270	9600ZV	S660	CW19	100873		
fuel & intake	CRF450X	05-15	96 x 62.1	96		102015	9600ZV	S660	CW19	100873		
electrical & ignition	CRF450X	05-15	96 x 62.1	96		102867	100874	S660	CW19	100646		
clutch	CRF450X	05-15	96 x 62.1	101				S660	CW19	100646		
drive	XR500, XR500R	79-82	89	89		103298	3504XC	S527	CW21	100448		
bearings	XL500S, XL500R	79-82	x	89.5		103299	100595			89-91mm		
brakes	FT500	82-84	80	90		103300	3544XC			W6427		
				90.93		102999	111624			95mm		
				95		103000	3740XH					
	XR500, XR500R	79-82	89	89		101618	3504XC	S527	CW21	100448		
	XL500S, XL500R	79-82	x	89.5		101619	100595					
steering & suspension	FT500	82-84	80	90		101620	3544XC					
tires	XR500RRadialHead	83-84	92 x 75	92 92.5 93		101621 101622 101623	3622XC 3642XC 3661XC	104545	CW22	100342		
tools & shop	XL600RRadialHead	83-87	100 x 75	100 101 102.4		4332M10000 4332M10100 103412	3937XH 3977XH 111625		CW24	W5428		
	XR600RRadialHead	85-00	97 x	97 97.5		4577M09700 4577M09750	3819XH 3839XH		CW24	W5429 85-0097-98mm		
	*Note:1988-1990modelhasNikasilBore-(Cylindersleevingor-replatingrequired foroversizes)		80	98		4577M09800	3858XH			W5435 85-00 100mm		
				100		102841	3937XH					
	XR600RRadialHead	85-00	97 x	97 97.5		102191 102192	3819XH 3839XH		CW24	W5429 85-0097-98mm		
	*Note:1988-1990modelhasNikasilBore-(Cylindersleevingor-replatingrequired foroversizes)		80	98		102193	3858XH			W5435 85-00 100mm		
				100		102194	3937XH					

WISCO	BORE X STROKE	BORE SIZE	TOP END KIT	SINGLE PISTON	RING SET	PIN	CLIP	TOP END GASKET KIT	TOP END BEARING
MODEL	YEAR								
HONDA (4-STROKE) CONTINUED									
XR650C	93-99	100	100	101535	4562M10000	3937XH		CW24	W6231
XR650L	93-15	x	101	101536	4562M10100	3977XH			100-101mm
European Dominator, SLR650		82	102.4	103969	102840	111625			W5430 102.4mm
XR650C	93-99	100	100		103628	3937XH		CW24	W6231
XR650L	93-15	x	101		103629	3977XH			100-101mm
European Dominator, SLR650		82	102.4		102843	111625			W5430 102.4mm
XR650R	00-07	100	100		4715M10000	3937XS	S626	CW23	W5892
		x	102.36		103309	111625			100mm
		82.6							W5891 102.4mm
XR650R	00-07	100	100		103310	3937XS	S626	CW23	W5892
		x	102.36		102842	111625			100mm
		82.6							W5891 102.4mm
HUSABERG (2-STROKE)									
TE125	12-14	54	54	114705	786M05400	2126CS	S467	CW15	100349
		x	56	112343	786M05600	2205CS			
		54.5							
TE125	12-14	54	54	114706	104836	2126CD	S632	CW15	100349
		X							
		54.5							
TE250	13-14	66.4	66.4	112315	856M06640	2614CD	S508	CW18	100351
		x			112193	2697CD			
		72							
TE250	13-14	66.4	66.4	111942	824M06640	104610	S508	CW18	100351
		x							
		72							
TE300	13-14	72	72	112312	858M07200	2835CD	S477	CW18	100351
		x							
		72							
HUSABERG (4-STROKE)									
FE250	13	76	76	103525	102953	111627	S686	CW16	104215
		x							
		55							
FE250	13	76	78			3071XG	S686	CW16	
		x							
		55							
FE250	13	76	76		102873	111627	S686	CW16	104215
		x							
		55							
FE250	13	76	78			3071XG	S686	CW16	
		x							
		55							
FE250	14	78	78	PK1894	112207	7800YB	S677	111633	112360
		x							
		52.3							

- accessories
- body
- handlebar & grips
- cables & levers
- exhaust
- engine**
- fuel & intake
- electrical & ignition
- clutch
- drive
- bearings
- brakes
- steering & suspension
- tires
- tools & shop

ENGINE

accessories		WISCO		BORE X STROKE	BORE SIZE	TOP END KIT	SINGLE PISTON	RING SET	PIN	CLIP	TOP END GASKET KIT	TOP END BEARING
MODEL	YEAR											
HUSABERG (4-STROKE) CONTINUED												
FE350	13-14	88 x 57.5	88	PK1895	112204	111628	104087	CW18	112393			
FE350	13-14	88 x 57.5	88	PK1896	112211	111628	104087	CW18	112393			
FE450	13-14	95 X 63.4	95	PK1901	112212	104384	S682	CW19	112368			
FE501	13-14	95 X 72	95	114708	112205	104384	S682	CW19	112368			
FE501	13-14	95 X 72	95	114709	40131M09500	104384	S682	CW19	112368			
FE/FC550	03-08	100	100			104050	111610	CW20				
FE/FS/FX650	00-07	x 70										
HUSQVARNA (2-STROKE)												
TC85	14-15	47 x 48.95	47		855M04700	1850CS	S517	CW14				B1012
CR125	97-13	54 x 54.5	54		104128	2126CS	S467	CW15	104248 2000- 2013			B1001
TC125	14-15	54 x 54.5	54	114705	786M05400	2126CS	S467	CW15	100349			B1013
TE125		x 54.5	56	112343	786M05600	2205CS						
TC125	14-15	54 X 54.5	54	114706	104836	2126CD	S632	CW15	100349			B1013
TE125		X 54.5										
CR250	74-84	69.5 x 64.5	69.5 70 70.5 71		101475 101476 101477 101199	2736CD 2756CD 2776CD 2795CD	S343	CW18				B1003
XR250		x										
WR250		64.5										
Reed Induction												
WXE250	92-96	67 x 70.8	67 67.5 68		103980 112181 112182	2638CD 2658CD 2677CD	S508	CW18	104375			B1003
CR250	99-09	66.4	66.4	Racers Choice	768M06640	2614CS	S508	CW18	104065			
WR250	98-13	x 72										
CR250	99-09	66.4	66.4		102234	2614CD	S508	CW18	104065			
WR250	98-13	x 72										
TC250	14-15	66.4 x 72	66.4	112315	856M06640	2614CD	S508	CW18	100351			
TE250		x 72										
TC250	14-15	66.4 x 72	66.4	112316	824M06640	104610	S508	CW18	100351			
TE250		x 72										

WISCO MODEL	YEAR	BORE X STROKE	BORE SIZE	TOP END KIT	SINGLE PISTON	RING SET	PIN	CLIP	TOP END GASKET KIT	TOP END BEARING
HUSQVARNA (2-STROKE) CONTINUED										
CR250 WR250 *Note: Cylinder, cylinder head, and power valve modifications required	98-13	66.4 x 72	72		112196	111873	S508	CW18		
TE300	14-15			112312	858M07200	2835CD	S477	CW18	100351	
CR360	92-05	78 x 73	78			3071TD	S280	CW18		
HUSQVARNA (4-STROKE)										
TE250	06-09	76 x 55	76			102796	S686	CW16		
FC250	14-15	78 x 52.3	78	PK1894	112207	7800YB	S677	111633	112360	
FC250	14-15	78 x 52.3	78		114702	101731	112381	111633	112360	
FC350	14-15	88 x 57.5	88	112335	111616	111628	104087	CW18	112393	
FC350	14-15	88 x 57.5	88	112329	111617	111628	104087	CW18	112393	
FC350	14-15	88 x 57.5	88		112254	112400	112386	CW18	112393	
FE350	14-15	88 x 57.5	88	PK1895	112204	111628	104087	CW18	112393	
FE350	14-15	88 x 57.5	88	PK1896	112211	111628	104087	CW18	112393	
TC450 TE450	06-09	97 x 60.76	97			9700ZS	S641	CW20		
FC450 FE450	14-15 14-15	95 x 63.4	95	PK1897	112206	104384	S682	CW19	112369	
FC450 FE450	14-15 14-15	95 x 63.4	95	PK1898		104384	S682	CW19	112369	
FC450 FE450	14-15 14-15	95 x 63.4	95				112384	CW19	112369	
FE501	14-15	95 X 72	95	114708	112205	104384	S682	CW19	112368	
FE501	14-15	95 X 72	95	114709	40131M09500	104384	S682	CW19	112368	
TE510	06-09	97 x 67.8	97			3819XS	S641	CW20		

- accessories
- body
- handlebar & grips
- cables & levers
- exhaust
- engine**
- fuel & intake
- electrical & ignition
- clutch
- drive
- bearings
- brakes
- steering & suspension
- tires
- tools & shop

ENGINE

accessories	WISECO	BORE X STROKE	BORE SIZE	TOP END KIT	SINGLE PISTON	RING SET	PIN	CLIP	TOP END GASKET KIT	TOP END BEARING
MODEL	YEAR									
HUSQVARNA (4-STROKE) CONTINUED										
TE/TC570	01-02	98 x 76.4	98			9800ZV	104780	111695		
610	91-98	98 x 76.5	98			9800ZV	104780	111695		
JAWA										
500889-9-208.889-9-210	All	90 x 78	90			104388	102526	CW20		
*Note:Engines with 20mm pin										
KAWASAKI (2-STROKE)										
KDX50	03-06	41 x 37.8	41 41.5 42 42.5 43	101383 101384 101385	826M04100 826M04150 826M04200 101855 101856	1614CD 1634CD 1654CD 100981 1693CD	S563	CW12	W6207 2003-2006	B1000
KX60	85-03	43 x 41.6	43 43.5 44 45	102462	648M04300 648M04350 648M04400 101243	1693CD 1713CD 1732CD 1772CD	S595	CW12	W5422 1985-2003	B1043
KX65	00-16	44.5 x 41.6	44.5 45 46.5	101139 101140 101582	752M04450 752M04650	1752CD 1772CD 1830CD	S595	CW12	W5932 44.5-45mm W5889 46.5mm	B1043
KX65	00-16	44.5 x 41.6	44.5		861M04450	104603	S595	CW12	W5932	B1043
KX80	79-83	48 x 45.8	48 49		104205 104206	1890CD 1929CD	S288	CW14	100458	B1006
KDX80	83-88	48 x 45.8	48 48.5 49		102851 102852 102853	1890CD 1909CD 1929CD	S517 (Notin-cluded)	CW14		B1006
KX80	86-87	48 x 45.8	48 48.5 49		539M04800 539M04850	1890CD 1909CD 1929CD	S517 (Notin-cluded)	CW14	100461	B1006
KX80 *International Bore - Not available in U.S.	88-00	47 x 45.8	47		104028	1850CD	S517	CW14	100462 88-90 W5273 91-97 W5673 98-20	B1006
KX80	88-90	48 x 45.8	48 48.5 49 50	101547 103528	644M04800 644M04850 644M04900 103863	1890CD 1909CD 1929CD 1969CD	S517	CW14	100462	B1006

WISCO MODEL	YEAR	BORE X STROKE	BORE SIZE	TOP END KIT	SINGLE PISTON	RING SET	PIN	CLIP	TOP END GASKET KIT	TOP END BEAR- ING
KAWASAKI (2-STROKE) CONTINUED										
KX80	91-97	48 x 45.8	48 48.5 49 50	101550 101551 101552 103529	644M04800 644M04850 644M04900 103863	1890CD 1909CD 1929CD 1969CD	S517	CW14	W5273	B1006
KX80	98-00	48 x 45.8	48 48.5 49 50	101544 101546	644M04800 644M04850 644M04900 103863	1890CD 1909CD 1929CD 1969CD	S517	CW14	W5673	B1006
KX85	01-13	48.5 x 45.8	48.5 49 49.5 50.5	104092 104093 104094 103593	782M04850 782M04900 782M04950 101340	1909CD 1929CD 1949CD 1988CD	S517	CW14	W5985	B1006
KX85	01-13	48.5 x 45.8	48.5	101766	103891	104607	S517	CW14	W5985	B1006
KX85	14-16	48.5 x 45.8	48.5 49 49.5 50.5	PK1904 PK1905 PK1906 PK1907	112197 112481 112198 112199	1909CS 1929CS 1949CS 100158	S517	CW14		B1006
All100ccModels KE100	74-82 86-00	49.5 x	49.5 50 51.8 50.5		369M04950 369M05000 369M05050	1949CD 1969CD 1988CD	S517 (NotIn- cluded)	CW17		B1006
KX100	95-97	52.5 x 45.8	52.5 53 54.5	101322 101323 102153	651M05250 651M05300 651M05450	2067CD 2087CD 2146CD	S288	CW14	W5465 52.5- 53mm	B1006
KX100	98-13	52.5 x 45.8	52.5 53 54.5	101702 101703 102152	651M05250 651M05300 651M05450	2067CD 2087CD 2146CD	S288	CW14	W5668 54.5mm W5674 52.5- 53mm W5675 54.5mm	B1006
KX100	14-16	52.5 x 45.8	52.5 53 54.5	PK1908 PK1909 PK1910	112200 112201 112202	2067CS 100165 2146CS	S288	CW14		B1006
KX125	82-85	56 x 50.6	56 56.5 57		486M05600 486M05650 486M05700	2205CD 2224CD 2244CD	S270	CW16	W4774 1982 W4034 1983 W4035 1984 W4036 1985	B1008
KX125	86	56 x 50.6	56 56.5 57		540M05600 540M05650 540M05700	2205CS 2224CS 2244CS	S270	CW16	W4036	B1008
KX125	87	56 x 50.6	56 56.5 57		555M05600 555M05650 555M05700	2205CS 2224CS 2244CS	S514	CW16	W4036	B1008
KX125	88-89	56 x 50.6	56 57		566M05600 566M05700	2205CS 2244CS	S514	CW16	W5118 1988 W5183 1989	B1008

- accessories
- body
- handlebar & grips
- cables & levers
- exhaust
- engine
- fuel & intake
- electrical & ignition
- clutch
- drive
- bearings
- brakes
- steering & suspension
- tires
- tools & shop

ENGINE

WISCO		BORE X STROKE	BORE SIZE	TOP END KIT	SINGLE PISTON	RING SET	PIN	CLIP	TOP END GASKET KIT	TOP END BEARING
MODEL	YEAR									
KAWASAKI (2-STROKE) CONTINUED										
KX125	89	56 x 50.6	56 56.5 57		578M05600 578M05650	2205CD 2224CD	S514	CW16	W5183	B1008
KX125	90	56 x 50.6	56 56.5 57		589M05600 589M05650 589M05700	2205CS 2224CS 2244CS	S514	CW16	W5224	B1008
KX125	91	56 x 50.6	56 56.5 57		603M05600 603M05650 603M05700	2205CS 2224CS 2244CS	S514	CW16	W5266	B1008
KX125	92	54 x 54.5	54 54.5 55		616M05400 616M05450 616M05500	2126CS 2146CS 2165CS	S514	CW16	W5320	B1008
KX125	93	54 x 54.5	54 54.5 55		626M05400 626M05450 626M05500	2126CS 2146CS 2165CS	S514	CW16	W5349	B1008
KX125	94	54 x 54.5	54 54.03 54.5 55		640M05400 640M05403 640M05450 640M05500	2126CS 2126CS 2146CS 2165CS	S467	CW15	W5349	B1013
KX125	95-97	54 x 54.5	54 54.5 55 56		652M05400 652M05450 652M05500 103495	2126CS 2146CS 2165CS 2205CS	S467	CW15	W5455	B1013
KX125	98	54 x 54.5	54 56		719M05400 719M05600	2126CS 2205CS	S467	CW15	W5666	B1013
KX125	99-00	54 x 54.5	54 56	103350 103700	741M05400 741M05600	2126CS 2205CS	S467	CW15	W5666	B1013
KX125	01-02	54 x 54.5	54 56	102339 101521	783M05400 783M05600	2126CS 2205CS	S467	CW15	W5901	B1013
KX125	01-02	54 x 54.5	54 58		788M05400 103195	2126CS 2284CS	S632	CW15	W6253	B1013
KX125	03	54 x 54.5	54 56		822M05400 822M05600	2126CS 2205CS	S467	CW15	W6253	B1013
KX125	04-08	54 x 54.5	54 56	103921 101181	834M05400 834M05600	2126CS 2205CS	S467	CW15	W6253	B1013
KX125	03-08	54 x 54.5	54 58	101316	788M05400 103195	2126CS 2284CS	S632	CW15	W6253	B1013
KX125	95-08	54 x 54.5	54 56		755M05400 755M05600	2126CS 2205CS	S467	CW15	W5455 95-97 W5666 98-00 W5901 01-02 2003	B1013
KDX175	80-82	66 x 50.6	66 67		103182 103183	2598CD 2638CD	104529 (NotIn- cluded)	CW16		B1016 1980- 1981

WISCO	BORE X STROKE	BORE SIZE	TOP END KIT	SINGLE PISTON	RING SET	PIN	CLIP	TOP END GASKET KIT	TOP END BEARING	
MODEL	YEAR									
KAWASAKI (2-STROKE) CONTINUED										
KDX200	86-88	66 x 58	66 66.5 67 67.5 68	102038	711M06600 711M06650 711M06700 102765 102766	2598CD 2618CD 2638CD 2658CD 2677CD	104529	CW16	103220	B1008
KDX200	89-94	66 x 58	66 66.5 67 67.5 68	102576 102578	711M06600 711M06650 711M06700 102765 102766	2598CD 2618CD 2638CD 2658CD 2677CD	104529	CW16	W5252	B1008
KDX200	95-06	66 x 58	66 66.5 67 67.5 68	103621	711M06600 711M06650 711M06700 102765 102766	2598CD 2618CD 2638CD 2658CD 2677CD	104529	CW16	W5456	B1008
KDX220	98-05	69 x 58	69 70	100953	750M06900 750M07000	2717CD 2756CD	S259	CW16	W5856 98-05	B1008
KX250	78-86	70	70		439M07000	2756CD	S513	CW18	100374	B1022
KDX250	80-82	x 64.9	70.5 71 71.5 72		439M07050 439M07100 103466 103467	2776CD 2795CD 2815CD 2835CD			KX250 85-86	
KDX250	83-84	70 x 64.9	70 70.5 71 71.5 72	101861 101862 101863	439M07000 439M07050 439M07100 103466 103467	2756CD 2776CD 2795CD 2815CD 2835CD	S513	CW18	W4037 83-84	B1022
KX250	85-86	70 x 64.9	70 70.5 71 71.5 72	103481 103482	439M07000 439M07050 439M07100 103466 103467	2756CD 2776CD 2795CD 2815CD 2835CD	S513	CW18	100374 85-86	B1022
KX250	87	67.4 x 70	67.4 68 68.5 69 69.5		556M06740 556M06800 556M06850 556M06900 556M06950	2652CD 2677CD 2697CD 2717CD 2736CD	S508	CW18	W5119	B1022
KX250	88-89	67.4 x 70	67.4 68 68.5 69 69.5		556M06740 556M06800 556M06850 556M06900 556M06950	2652CD 2677CD 2697CD 2717CD 2736CD	S508	CW18	W5119 1987 104288 88-89	B1022
KDX250	91-94	67.4 x 70	67.4 68 68.5		607M06740 607M06800 607M06850	2652CD 2677CD 2697CD	S508	CW18	W5758 89-94	B1022
KX250	90-91	67.4 x 70	67.4 68 68.5	103691	607M06740 607M06800 607M06850	2652CD 2677CD 2697CD	S508	CW18	W5275 90-91	B1022
KX250	92	66.4 x 72	66.4 67 67.5 68.5		617M06640 617M06700 617M06750 103584	2614CD 2638CD 2658CD 2697CD	S508	CW18	111684	B1022
KX250	92	66.4 x 72	66.4	101607	737M06640	2614CS	S508	CW18	W5321	B1022

- accessories
- body
- handlebar & grips
- cables & levers
- exhaust
- engine
- fuel & intake
- electrical & ignition
- clutch
- drive
- bearings
- brakes
- steering & suspension
- tires
- tools & shop

ENGINE

		WISECO		BORE X STROKE	BORE SIZE	TOP END KIT	SINGLE PISTON	RING SET	PIN	CLIP	TOP END GASKET KIT	TOP END BEARING
KAWASAKI (2-STROKE) CONTINUED												
accessories	KX250	93-01	66.4 x 72	66.4 67 67.5 68.5	103721 103722 103723 102381	617M06640 617M06700 617M06750 103584	2614CD 2638CD 2658CD 2697CD	S508	CW18	111684	B1022	
body	KX250	93-01	66.4 x 72	66.4		737M06640	2614CS	S508	CW18	111684	B1022	
handlebar & grips	KX250	02-03	66.4 x 72	66.4 67.5	103429	799M06640 799M06750	2614CD 2658CD	S508	CW18	111684 2002-2003	B1022	
cables & levers	KX250	04	66.4 x 72	66.4 67.5		799M06640 799M06750	2614CD 2658CD	S508	CW18	W6252 66.4mm 100371 67.5mm	B1022	
exhaust	KX250	05-08	66.4 x 72	66.4 68.5	103270 101381	843M06640 843M06850	2614CD 2697CD	S508	CW18	W6324	B1022	
engine	KX250	05-08	66.4 x 72	66.4		844M06640	2614CS	S508	CW18	W6324	B1022	
fuel & intake	KX250	93-08	66.4 x 72	72		112196	111873	S508	CW18		B1022	
electrical & ignition	KX500	88	86 x 86	86 86.5 87 87.5 88		575M08600 575M08650 575M08700 102804 102805	3386TD 3405TD 3425TD 3445TD 3465TD	S376	CW19	104407	B1036	
clutch	KX500	89-90	86 x 86	86 86.5 87 87.5 88	102769 102394	575M08600 575M08650 575M08700 102804 102805	3386TD 3405TD 3425TD 3445TD 3465TD	S376	CW19	104408	B1036	
drive	KX500	91-04	86 x 86	86 86.5 87 87.5 88	102770 102771 102395	575M08600 575M08650 575M08700 102804 102805	3386TD 3405TD 3425TD 3445TD 3465TD	S376	CW19	W5277	B1036	
bearings												
brakes												
steering & suspension												
tires												
tools & shop												
KAWASAKI (4-STROKE)												
	KLX110/KLX110L	02-14	53 x 50.6	53.5 54		101896 101897	2106XE 2126XE	S592	CW13	104416		
	KLX125	02-06	57 x 48.8	57 58 61		4815M05700 4815M05800 101894	2244XE 2283XE 100751	S593	CW14	W6209 57-59mm W6206 61mm		
	KX250F	04-05	77 x 53.6	77 79	102822 101873	4842M07700 4842M07900	7700YC 3110XG	S677	CW16	W6255 77mm 79mm		

WISCO MODEL	YEAR	BORE X STROKE	BORE SIZE	TOP END KIT	SINGLE PISTON	RING SET	PIN	CLIP	TOP END GASKET KIT	TOP END BEAR- ING
KAWASAKI (4-STROKE) CONTINUED										
KX250F	04-05	77 x 53.6	77	101614	102887	7700YC	S677	CW16	W6255	
KX250F	04-08	77 x 53.6	83		102890	111626	S677	CW16	100478	
KX250F	06	77 x 53.6	77	103241 101873	4904M07700 4842M07900	7700YC 3110XG	S677	CW16	W6255 77mm	
KX250F	07-08	77 x 53.6	77	103417 101873	102021 4842M07900	7700YC 3110XG	S677	CW16	W6255 77mm	
KX250F	07-08	77 x 53.6	77	101615	102888	7700YC	S677	CW16	W6255	
KX250F	07-09	77 x 53.6	77		102750	101730	112381	CW16	W6255 07-08	
KX250F	09	77 x 53.6	77	101760	102021 4842M07900	7700YC	S677	CW16	101320 77mm	
KX250F	09	77 x 53.6	77	102465	102888	7700YC	S677	CW16	101320	
KX250F	09	77 x 53.6	83		102890	111626	S677	CW16	101320	
KX250F	10	77 x 53.6	77	101761	102018	7700YC	S677	CW16	101320	
KX250F	10	77 x 53.6	77	102466	102885	7700YC	S677	CW16	101320	
KX250F	11-14	77 x 53.6	77	111984	111614	7700YC	S677	111633	101320	
KX250F	11-14	77 x 53.6	77	111986	111615	7700YC	S677	111633	101320	
KX250F	11-14	77 x 53.6	77		112253	101730	112381	111633	101320	
KX250F	15-16	77 x 53.6	77	114710	40124M07700	7700YC	S677	111633	101320	
KX250F	15-16	77 x 53.6	77	114711	40135M07700	7700YC	S677	111633	101320	

- accessories
- body
- handlebar & grips
- cables & levers
- exhaust
- engine**
- fuel & intake
- electrical & ignition
- clutch
- drive
- bearings
- brakes
- steering & suspension
- tires
- tools & shop

ENGINE

accessories		WISECO		BORE X STROKE	BORE SIZE	TOP END KIT	SINGLE PISTON	RING SET	PIN	CLIP	TOP END GASKET KIT	TOP END BEAR- ING
MODEL	YEAR	KAWASAKI (4-STROKE) CONTINUED										
body	KLX300	97-06	78 x 61.2	78 80		4630M07800 4630M08000	3071XG 3150XG	S533 78mm	CW17	W5567 78mm		
handlebar & grips								S523 80mm		W5924 80mm		
cables & levers	KLX400	03-04	90 x 62.6	90 92	103532	4713M09000 4713M09200	35433XR 3622XR	S549	CW20	W5881		
exhaust	KLX400	03-04	90 x 62.6	90 92	103430	4714M09000 4714M09200	35433XR 3622XR	S549	CW20	W5881		
engine	KLX400	03-04	90 x 62.6	94.5	102655	4795M09450	3720XP	S549	CW20	W6103		
fuel & intake	KLX400	03-04	90 x 62.6	94.5	102736	4796M09450	3720XP	S549	CW20	W6103		
electrical & ignition	KX450F	06-08	96 x 62.1	96 98	103634	4900M09600	9600ZV	S682	CW19	102370		
clutch	KX450F	06-08	96 x 62.1	96 98	102802	4901M09600	9600ZV 9800ZV	S682	CW19	102370 96mm		
drive										102371 98mm		
bearings	KX450F	09-12	96 x 62.1	96	101872	101156	9600ZV	S682	CW19	104143		
brakes	KX450F	09-12	96 x 62.1	96	103353	102937	9600ZV	S682	CW19	104143		
steering & suspension	KX450F	09-12	96 x 62.1	96		102758	101733	112384	CW19	104143		
tires	KX450F	13-14	96 x 62.1	96	112324	112208	9600ZV	S682	CW19	104143		
tools & shop	KX450F	13-14	96 x 62.1	96	112319	112215	9600ZV	S682	CW19	104143		
	KX450F	15	96.03 x 62.1	96.03			9600ZV	S682	CW19			
	Note: OEM cylinder is 96.03mm bore size											
	KX450F	15	96.03 x 62.1	96.03			9600ZV	S682	CW19			
	Note: OEM cylinder is 96.03mm bore size											
	KX450F	16	96 x 62.1	96		112208	9600ZV	S682	CW19			
	KX450F	16	96 x 62.1	96		112215	9600ZV	S682	CW19			
	KLX450R	08-15	96 x 62.1	96	103634	4900M09600	9600ZV	S682	CW19	102370 96mm		

WISCO MODEL	YEAR	BORE X STROKE	BORE SIZE	TOP END KIT	SINGLE PISTON	RING SET	PIN	CLIP	TOP END GASKET KIT	TOP END BEAR- ING
KAWASAKI (4-STROKE) CONTINUED										
KLX450R	08-15	96 x 62.1	96 98	102802	4901M09600	9600ZV 9800ZV	S682	CW19	102370 96mm 102371 98mm	
KLX650C KLX650R	93-95 96-01	100 x 82	100 100.5 101.5			3937XS 10050XS 10100XS		111632		
LEM (2-STROKE)										
LEM with Reed Moto Morini engine *1535CDM rings required standard Chrome Bore	All	39 x 41.7	39 41		698M03900 698M04100	1535CDM 1614CD	S563	CW12	W5755	B1041
KTM (2-STROKE)										
KTM with Reed Moto Morini engine *1535CDM rings required standard Chrome Bore	All	39 x 41.7	39 41		698M03900 698M04100	1535CDM 1614CD	S563	CW12	W5755	B1041
50 Mini Adventure	02-08	39.5 x 40	39.5 41.5	103878	803M03950 803M04150	1555CS 1634CS	S563	CW12	W6256	B1041
50SX	01-08	39.5 x 40	39.5 41.5	103180 101446	803M03950 803M04150	1555CS 1634CS	S563	CW12	W6259	B1041
50SX	09-16	39.5 x 40	39.5		112195 111921	1555CS 1634CS	S563	CW12	112391	B1041
65SX 65XC ProJr ProSr	99-08	45 x 40	45 47	101290 103189	746M04500 746M04700	1772CS 1850CS	S595	CW12	W6259	B1042
65SX 65XC	09-16	45 x 40.8	45 47	111919	104220 100855	1772CS 1850CS	S595	CW12	100243	B1042
85SX 85XC	03-12	47 x 48.95	47 52	103279	855M04700	1850CS	S517	CW14	100829	B1012
85SX 85XC *Note: Must use 105cc cylinder for 52mm	13-16	47 x 48.95	47 52		855M04700 855M05200	1850CS 2047CS	S517	CW14		B1012
105SX	04-11	47 x 48.95	47 52	103666	855M05200	2047CS	S517	CW14	100259	B1012
125SX	87-93	54.25 x 54	54.25		627M05425	2136CD	S467	CW15	W5665	B1013
125SX	98-00	54.25 x 54	54.25 56.25		740M05425 740M05625	2136CS 2215CS	S467	CW15	W5760	B1013

- accessories
- body
- handlebar & grips
- cables & levers
- exhaust
- engine
- fuel & intake
- electrical & ignition
- clutch
- drive
- bearings
- brakes
- steering & suspension
- tires
- tools & shop

ENGINE

	WISECO	BORE X STROKE	BORE SIZE	TOP END KIT	SINGLE PISTON	RING SET	PIN	CLIP	TOP END GASKET KIT	TOP END BEAR- ING
MODEL	YEAR									
KTM (2-STROKE) CONTINUED										
125SX	01	54 x 54.5	54 56	103477	786M05400 786M05600	2126CS 2205CS	S467	CW15	W5760	B1013
125SX *Crank case clear- ance required for 57mm and larger	01	54 x 54	54 56 58		836M05400 836M05600 103197	104608 104609 2284CSA	S632	CW15	W5760	B1013
125SX	02-06	54 x 54.5	54 56	101852 103346	786M05400 786M05600	2126CS 2205CS	S467	CW15	W5972	B1013
125SX *Crank case clear- ance required for 57mm and larger	02-06	54 x 54.5	54 56 58		836M05400 836M05600 103197	104608 104609 2284CSA	S632	CW15	W5972	B1013
125SX	02-06	54 X 54.5	54	102173	104836	2126CD	S632	CW15	W5972	B1013
125SX	07-16	54	54	114705	786M05400	2126CS	S467	CW15	100349	B1013
125EXC	09-16	x 54.5	56	112343	786M05600	2205CS			2007- 2016	
125SX	07-16	54	54	114706	104836	2126CD	S632	CW15	100349	B1013
125EXC	09-16	X 54.5								
144SX	08	56	56	112344	102883	2205CS	S632	CW15	100349	B1013
150SX	09-15	x 58.5								
150SX	16	58 X 54.5	58		114703	2284CDA	S632	CW15		B1013
200EXC	98-02	64	64	101558	770M06400	2520CD	S486	CW16	W5907	B1082
200MXC	98-02	x 60	65 66		770M06500 103004	2559CD 2598CD				
200EXC	03-16	64	64	102854	770M06400	2520CD	S486	CW16	W6141	B1082
200XC		x 60	65 66		770M06500 103004	2559CD 2598CD				
200SX	03-05	64 X 60	64	101905	825M06400	2520CS	S486	CW16	W6141	B1082
250	77-82	72.5 x 60	72.5			100228	S280	CW18		
250GS	90-94	67.5 x 69.5	67.5 68		601M06750 601M06800	2658CD 2677CD	S459	CW18	W5327	B1037
250SX	95	67.5 x 69.5	67.5		655M06750	2658CD	S459	CW18	W5327	B1037
250SX	96-99	67.5 x 69.5	67.5	103577	694M06750	2658CD	S459	CW18	W5327	B1037
250EXC		x 69.5								
250MXC		69.5								
250EXC	00-05	66.4 x 72	66.4		857M06640	2614CD	S508	CW18	W5908 00-03	B1037
250MXC		x 72								
250SX	00-02	66.4 x 72	66.4		774M06640	2614CS	S508	CW18	W5908	B1037

WISCO MODEL	YEAR	BORE X STROKE	BORE SIZE	TOP END KIT	SINGLE PISTON	RING SET	PIN	CLIP	TOP END GASKET KIT	TOP END BEARING
KTM (2-STROKE) CONTINUED										
250SX	03-06	66.4 x 72	66.4	111942	824M06640	104610	S508	CW18	W6144	B1037
250SX	03-06	66.4 x 72	66.4 68.5		856M06640 112193	2614CD 2697CD	S508	CW18	W6144	B1037
250SX 250EXC 250XC 250XC-W	07-16	66.4 x 72	66.4	112315	856M06640 112193	2614CD 2697CD	S508	CW18	100351 07-16	B1037
250SX 250EXC 250XC 250XC-W	07-16	66.4 x 72	66.4	112316	824M06640	104610	S508	CW18	100351	B1037
Freeride250R	14-16	66.4 x 72	66.4		856M06640	2614CD	S508	CW18		B1037
250SX *Note: Cylinder, cylinderhead, and power valve modifications required	96-16	66.4 x 72	72		112196	111873	S508	CW18		B1037
300EXC	91-94	72 x 73	72 72.5 73		631M07200 631M07250 631M07300	2835CD 2854CD 2874CD	S477	CW18	W5328	B1037
300EXC	96-03	72 x 73	72 72.5 73	102884	712M07200 712M07250 712M07300	2835CD 2854CD 2874CD	S477	CW18	W5328	B1037
300EXC 300MXC	04	72 x 73	72	102357	858M07200	2835CD	S477	CW18	100830	B1037
300EXC 300MXC 300XC 300XC-W	05 05 06-07 06-07	72 x 73	72	102358	858M07200	2835CD	S477	CW18	100831	B1037
300EXC 300XC-W	08-16	72 x 73	72	112312	858M07200	2835CD	S477	CW18	100351	B1037
350GS 360GS	86-94 89	75 x 81	75			2953TD	S423	CW20		
360SX	96-97	78 x 74	78		747M07800	3071TD	S511	CW18	W5694	B1037
380SX 380EXC	98-02	78 x 77	78 79	101560	748M07800 748M07900	3071TD 3110TD	S511	CW18	W5694	B1037
KTM (4-STROKE)										
250SX-F	06-12	76	76	103525	102953	111627	S686	CW16	104215	
250XC-F	07-12	x	78			3071XG				
250XCF-W	07-12	55								
250EXC-F	07-13									

- accessories
- body
- handlebar & grips
- cables & levers
- exhaust
- engine
- fuel & intake
- electrical & ignition
- clutch
- drive
- bearings
- brakes
- steering & suspension
- tires
- tools & shop

ENGINE

		WISECO		BORE X	BORE	TOP	SINGLE			TOP END	TOP END	
		MODEL	YEAR	STROKE	SIZE	END	PISTON	RING SET	PIN	CLIP	GASKET	BEAR-
		KTM (4-STROKE) CONTINUED										
accessories	body	250SX-F	06-12	76	76		102873	111627	S686	CW16	104215	
		250XC-F	07-12	x	78			3071XG				
handlebar & grips	cables & levers	250XCF-W	07-12	55								
		250EXC-F	07-13									
exhaust	engine	250SX-F	13-15	78	78	PK1894	112207	7800YB	S677	111633	112360	
				x								
fuel & intake	electrical & ignition	250SX-F	13-15	78	78		114702	101731	112381	111633	112360	
				x								
clutch	drive	250SX-F	16	78	78		114712	101731	S677	111633		
				x								
bearings	brakes	250EXC-F	14-16	78	78	PK1894	112207	7800YB	S677	111633	112360	
		250XC-F/XCF-W	13-14	x								
steering & suspension	tires	350SX-F	11-15	88	88	112335	111616	111628	104087	CW18	112393	
			16	x								
tools & shop		350SX-F	11-15	88	88	112329	111617	111628	104087	CW18	112393	
				x								
		350SX-F	11-15	88	88		112254	112400	112386	CW18	112393	
				x								
		350EXC-F	12-16	88	88	PK1895	112204	111628	104087	CW18	112393	
		350XC-F	12-15	x								
		350XCF-W	12-15	57.5								
		350Freeride	12-15									
		350EXC-F	12-16	88	88	PK1896	112211	111628	104087	CW18	112393	
		350XC-F	12-15	x								
		350XCF-W	12-15	57.5								
		350Freeride	12-15									
		450SX	03-06	95	95		4805M09500	9500ZS	S641	CW20	W6153	
		450XC	06	x								
		450SX	03-06	95	95		102878	9500ZS	S641	CW20	W6153	
		450XC	06	x								
		450SX-F	07-12	97	97		102934	9700ZS	S682	CW19	104193	
		450XC-F	07-10	x							SX-F 07-12 XC-F 08-09	
				60.8								
		450SX-F	07-12	97	97		102881	9700ZS	S682	CW19	104193	
		450XC-F	07-10	x							SX-F 07-12 XC-F 08-09	
				60.8								
		450SX-F	13-16	95	95	PK1897	112206	104384	S682	CW19	112369	
				x								
		450SX-F	13-16	95	95	PK1898		104384	S682	CW19	112369	
				x								
				63.4								
				63.4								

WISCO	BORE X STROKE	BORE SIZE	TOP END KIT	SINGLE PISTON	RING SET	PIN	CLIP	TOP END GASKET KIT	TOP END BEARING
MODEL	YEAR								
KTM (4-STROKE) CONTINUED									
450SX-F	13-16	95 x 63.4	95			112384	CW19	112369	
450EXC	03-07	89 x	89	102350	4941M08900	8900ZC 9100ZC	S553	111635	W5883
450MXC		72							
450XC-W	03-07	89 x	89	102351	4942M08900	8900ZC 9100ZC	S553	111635	W5883
450EXC	03-07	89 x	89		4959M08900	8900ZC	S641	111635	W5883
450MXC		72							
450XC-W	03-07	89 x	89						
450EXC	12-16	95 x	95	PK1901	112212	104384	S682	CW19	112368
450XC-F		63.4							
450XC-W									
500EXC,XC-W	12-16	95 x	95	114708	112205	104384	S682	CW19	112368
		72							
500EXC,XC-W	12-16	95 x	95	114709	40131M09500	104384	S682	CW19	112368
		72							
505SX-F	07-08	100 x	100		102935	104050	111610	CW20	112371
505XC		60.8							
505SX-F	07-08	100 x	100		102882	104050	111610	CW20	112371
505XC		60.8							
520SX	00-02	95	95	111985	4731M09500	9500ZS	S641	CW20	W5885
520EXC	00-02	x	97		4731M09700	9700ZS			
525SX	03-07	72							
525EXC	03-07								
520SX	00-02	95	95	111988	4732M09500	9500ZS	S641	CW20	W5885
520EXC	00-02	x	97		4732M09700	9700ZS			
525SX	03-07	72							
525EXC	03-07								
620LC4	94-08	101	101			10100XS	S550	111695	
625LC4		x	102			10200XS			
640LC4		76	103			10300XS			
			105						
620LC4	94-08	101	101			3977XH	S655	CW22	
625LC4		x	102						
640LC4		76	103						
			105						
990LC8V-Twin Superduke, Adventure	All	101 x	101			10100XS	104780	111695	
		62.4							
POLINI (2-Stroke)									
Works	99-11	40.2 x	40.2		104219	100136	104576	CW12	
		39.3							
XP65R	06-08	45 x	45		104160	1772CS	S595	CW12	
		40.8							

- accessories
- body
- handlebar & grips
- cables & levers
- exhaust
- engine**
- fuel & intake
- electrical & ignition
- clutch
- drive
- bearings
- brakes
- steering & suspension
- tires
- tools & shop

ENGINE

WISCO		BORE X STROKE	BORE SIZE	TOP END KIT	SINGLE PISTON	RING SET	PIN	CLIP	TOP END GASKET KIT	TOP END BEARING
ROTAX (2-STROKE)										
Rotax250	96-01	67.5 x 69.8	67.5 68		103811	2658CS 2677CS	S477	CW18		B1003
SUZUKI (2-STROKE)										
JR50	78-06	41 X 37.8	41 41.5 42 42.5 43	101383 101384 101385	826M04100 826M04150 826M04200	1614CD 1634CD 1654CD	S563	CW12	W6207	B1000
					101855 101856	100981 1693CD				
RM60	03	43 x 41.6	43 43.5 44 45	102462	648M04300 648M04350 648M04400 101243	1693CD 1713CD 1732CD 1772CD	S595	CW12	W5422	B1043
RM65	03-05	44.5 x 41.6	44.5 45 46.5	101139 101140 101582	752M04450	1752CD 1772CD 1830CD	S595	CW12	W5932 44.5mm W5889 45- 46.5mm	B1043
RM65	03-05	44.5 x 41.6	44.5		861M04450	104603	S595	CW12	W5932	B1043
RM80	77-81	49	49		100921	1929CD	S538	CW12		B1000
DS80	78-00	x 42	49.5 50 50.5 51		100922 100923 104099 104100	1949CD 1969CD 1988CD 2008CD				
RM80	83-85	49 x 44	49 49.5 50 50.5 51		101222 101223 101224 102811 102812	1929CD 1949CD 1969CD 1988CD 2008CD	S288	CW14	100127	B1012
RM80	86-87	47.5 x 46.8	47.5 48 48.5 49 49.5		101225 101226 101227 102813 102814	1869CS 1890CS 1909CS 1929CS 1949CS	S288	CW14	104077	B1012
RM80	89-90	47.5 x 46.8	47.5 48 48.5 49 49.5		579M04750 579M04800 579M04850 101190 101191	1869CS 1890CS 1909CS 1929CS 1949CS	S288	CW14		B1012
RM80 *Power Valve must be modified for 48mm and larger	91-01	47.5 x 46.8	47.5 47.75 48 48.25 48.5 48.75 49 49.5	100930 100932 100934 103156 103157	645M04750 645M04800 100748 645M04850 103454 103455 103456	1869CS 100150 1890CS 100152 1909CS 100154 1929CS 1949CS	S517	CW14	W5261	B1012
RM80 *International Bore - Not available in U.S.	91-01	46.5 x 46.8	46.5			100146	S517	CW14	W5261	B1012

WISCO MODEL	YEAR	BORE X STROKE	BORE SIZE	TOP END KIT	SINGLE PISTON	RING SET	PIN	CLIP	TOP END GASKET KIT	TOP END BEAR- ING
SUZUKI (2-STROKE) CONTINUED										
RM85 *Crank case clear- ance required 50mm and larger	02-16	48 x 46.8	48 48.5 49 50	102569 102570 102571 103585	806M04800 806M04850 806M04900 806M05000	1890CS 1909CS 1929CS 1969CS	S288	CW14	W5980	B1012
RM85 *Crank case clear- ancere quired	02-16	48 x 46.8	52.00 53 46.8	101478 103784	806M05200 102158	111902 111903	S288	CW14	W5980	B1012
RM100	03-05	52.5 x 46.8	52.5 53 54.5	101702 101703 102152	651M05250 651M05300 651M05450	2067CD 2087CD 2146CD	S288	CW14	W5674 52.5- 53mm W5675 54.5mm	B1006
125DS 125TS 125TC RV125	79-81 79-81 70-78 73-77	56 x 50	56 56.5 57 57.5 58		100672 100673 100674 100663 100664	2205CD 2224CD 2244CD 2264CD 2284CD	S394	CW14		B1018
RM125	77-80	54 x 54	54 54.5 55 55.5 56		102164 102165 102166 103644 103645	2126CD 2146CD 2165CD 2185CD 2205CD	S394	CW14		B1018
RM125	81-84	54 x 54	54 54.5 55 55.5 56		511M05400 511M05450 511M05500 100712 100713	2126CD 2146CD 2165CD 2185CD 2205CD	S485	CW14	W4042 1983 W4043 1984	B1018
RM125	85-86	54 X 54	54 54.5 55 55.5 56		519M05400 519M05450 519M05500 519M05550 101415	2126CD 2146CD 2165CD 2185CD 2205CD	S485	CW14	W4043 1985 W4901 1986	B1018
RM125	87	54 x 54	54 55 56		557M05400 557M05500 101444	2126CS 2165CS 2205CS	S288	CW14	W5127	B1018
RM125	88	54 x 54	54 55 56		568M05400 568M05500 101445	2126CS 2165CS 2205CS	S467	CW15	W5127	B1013
RM125	89	54 x 54	54 54.5 55 55.5 56	101365	641M05400 641M05450 641M05500 100787 100788	2126CS 2146CS 2165CS 2185CS 2205CS	S467	CW15	W5165	B1013
RM125	90	54 x 54	54 54.5 55 55.5 56	101368	641M05400 641M05450 641M05500 100787 100788	2126CS 2146CS 2165CS 2185CS 2205CS	S467	CW15	W5316	B1013
RM125	90-96	54 x 54.5	54 56	103831	755M05400 755M05600	2126CS 2205CS	S467	CW15	W6385	B1013

- accessories
- body
- handlebar & grips
- cables & levers
- exhaust
- engine
- fuel & intake
- electrical & ignition
- clutch
- drive
- bearings
- brakes
- steering & suspension
- tires
- tools & shop

ENGINE

	WISCO	BORE X STROKE	BORE SIZE	TOP END KIT	SINGLE PISTON	RING SET	PIN	CLIP	TOP END GASKET KIT	TOP END BEARING
MODEL	YEAR									
SUZUKI (2-STROKE) CONTINUED										
RM125	91-96	54 x 54	54 54.25 54.5 54.75 55	101299 101300 101301 101307	641M05400 641M05450 641M05500 100787 100788	2126CS 2146CS 2165CS 2185CS 2205CS	S467	CW15	100284	B1013
RM125	97-99	54 x 54	54 54.25 54.5 54.75 55	101296 101297 101298 101306	641M05400 641M05450 641M05500 100787 100788	2126CS 2146CS 2165CS 2185CS 2205CS	S467	CW15	W6385	B1013
RM125	00-03	54 x 54.5	54 54.5 55 55.5 56	103414 103415 103416 102950	754M05400 754M05450 754M05500 754M05550 102332	2126CS 2146CS 2165CS 2185CS 2205CS	S467	CW15	W6385	B1013
RM125	00-03	54 x 54.5	54		764M05400	2126CS	S632	CW15	W6385	B1013
RM125	00-03	54 x 54.5	54 56	103831	755M05400 755M05600	2126CS 2205CS	S467	CW15	W6385	B1013
RM125	04-10	54 x 54.5	54 56	101280 103037	835M05400 835M05600	2126CS 2205CS	S632	CW15	W6254	B1013
RM125	04-10	54 x 54.5	54 56 58	101969 101631 101632	836M05400 836M05600 103197	104608 2205CS 2284CSA	S632	CW15	W6254	B1013
PE175	80-84	62 x 57	62 62.5 63 63.5 64		100918 100919 100920 102556 102557	2441CD 2461CD 2480CD 2500CD 2520CD	104529	CW16		B1008
DS185	78-80	64	64		102419	2520CD	S256	CW16		B1008
TC185	74-77	x	64.5		102420	2539CD				
TS185	71-81	57	65 65.5		102421 102807	2559CD 2579CD				
DS250	80	70	70		104034	2756CD	S343	CW18		B1002
RL250	74-75	x	70.5		104035	2776CD				
TM250	73-75	64	71		104036	2795CD				
TS250	73-81		71.5 72		101137 101138	2815CD 2835CD				
RM250	77-81	67	67		104132	2638CD	S524	CW18	W6583	B1014
PE250	77-81	x 70	67.5 68 68.5 69		104133 104134 102453 102454	2658CD 2677CD 2697CD 2717CD			77-80 RM250 Only	
RM250	82-85	70 x 64	70 70.5 71 71.5 72		485M07000 485M07050 485M07100 100832 100833	2756CS 2776CS 2795CS 100225 100226	S343	CW18	104587 1983 101775 1984-85	B1014
RM250	86	67 x 70	67 67.5 68 68.5		543M06700 543M06750 543M06800 112160	2638CS 2658CS 2677CS 2697CS	S524	CW18	101776	B1014

WISCO MODEL	YEAR	BORE X STROKE	BORE SIZE	TOP END KIT	SINGLE PISTON	RING SET	PIN	CLIP	TOP END GASKET KIT	TOP END BEAR- ING
SUZUKI (2-STROKE) CONTINUED										
RM250	87-88	67 x 70	67 68 69		558M06700 558M06800 101906	2638CS 2677CS 2717CS	S459	CW18	100797	B1014
RM250	89	67 x 70.8	67 67.5 68 69	101496 101497	642M06700 642M06750 642M06800 103222	2638CD 2658CD 2677CD 2717CD	S459	CW18	W5166	B1014
RM250	90	67 x 70.8	67 67.5 68 69		642M06700 642M06750 642M06800 103222	2638CD 2658CD 2677CD 2717CD	S459	CW18	W5278	B1014
RM250	91	67 x 70.8	67 67.5 68 69	101502 101504	642M06700 642M06750 642M06800 103222	2638CD 2658CD 2677CD 2717CD	S459	CW18	W5262	B1014
RM250	92-93	67 x 70.8	67 67.5 68 69	101505	642M06700 642M06750 642M06800 103222	2638CD 2658CD 2677CD 2717CD	S459	CW18	W5664	B1014
RM250	94-95	67 x 70.8	67 67.5 68 69	101508	642M06700 642M06750 642M06800 103222	2638CD 2658CD 2677CD 2717CD	S459	CW18	W5431	B1014
RM250	96-97	66.4 x 72	66.4		681M06640	2614CD	S508	CW18	W5518	B1014
RM250	98	66.4 x 72	66.4 68.5		723M06640 723M06850	2614CD 2697CD	S508	CW18	W5518	B1014
RM250	99	66.4 x 72	66.4 68.5	101651	743M06640 743M06850	2614CD 2697CD	S508	CW18	W5741	B1014
RM250	00-02	66.4 x 72	66.4 68.5		756M06640 756M06850	2614CD 2697CD	S508	CW18	W5741 2000 W5899 01-02	B1014
RM250	03-10	66.4 x 72	66.4 67 67.5	101260 101261 101262	823M06640 823M06700 823M06750	2614CD 2638CD 2658CD	S508	CW18	W6111	B1014
RM250 *Note: Cylinder, cylinder head, and power valve modifi- cations required	03-10	66.4 x 72	72		112196	111873	S508	CW18		B1014
RMX250	89-92	67 x 70.8	67 67.5 68 69	101496 101497	642M06700 642M06750 642M06800 103222	2638CD 2658CD 2677CD 2717CD	S459	CW18	W5166	B1014
RMX250	93-99	67 x 70.8	67 67.5 68 69	101511	642M06700 642M06750 642M06800 103222	2638CD 2658CD 2677CD 2717CD	S459	CW18	W5529	B1014

- accessories
- body
- handlebar & grips
- cables & levers
- exhaust
- engine**
- fuel & intake
- electrical & ignition
- clutch
- drive
- bearings
- brakes
- steering & suspension
- tires
- tools & shop

ENGINE

accessories	WISECO		BORE X STROKE	BORE SIZE	TOP END KIT	SINGLE PISTON	RING SET	PIN	CLIP	TOP END GASKET KIT	TOP END BEAR- ING
body	MODEL	YEAR									
	SUZUKI (4-STROKE)										
	DRZ110	03-05	53 x 50.6	53.5 54		101896 101897	2106XE 2126XE	S592	CW13	104416	
handlebar & grips	DRZ125/DRZ125L	03-16	57 x 48.8	57 58 61		4815M05700 4815M05800 101894	2244XE 2283XE 100751	S593	CW14	W6209 57-59mm	
cables & levers										W6206 61mm	
exhaust	DRZ250	02-06	73 x 59.6	73		4776M07300 101857	2874XC 8000XX	S475	CW19	W6106 73mm	
engine										111642 80mm	
fuel & intake	RMZ250	04-06	77 x 53.6	77 79	102822	4842M07700 4842M07900	7700YC 3110XG	S677	CW16	W6255 77mm	
electrical & ignition	RMZ250	04-06	77 x 53.6	77	101614	102887	7700YC	S677	CW16	W6255 77mm	
clutch	RMZ250	04-06	77 x 53.6	83		102890	3268XG	S677	CW16	100478	
drive	RMZ250	07-09	77 x 53.6	77	102659	102022	7700YC	S677	CW16	103847	
bearings	RMZ250	07-09	77 x 53.6	77	103188	102889	7700YC	S677	CW16	103847	
brakes	RMZ250	07-09	77 x 53.6	77		102749	101730	112381	CW16	103847	
steering & suspension	RMZ250	07-09	77 x 53.6	83		102890	3268XG	S677	CW16	100478	
tires	RMZ250	10-16	77 x 53.6	77	112347	102017	7700YC	S677	CW16	111643	
tools & shop	RMZ250	10-16	77 x 53.6	77	112339	102886	7700YC	S677	CW16	111643	
	RMZ250	10-16	77 x 53.6	77		102760	101730	112381	CW16	111643	
	DR350	90-99	79 x 71.2	79 80 81 82 83	102819	4576M07900 4576M08000 102333 102334 102335	3110XG 3150XG 3189XG 3228XG 3268XG	S520	CW20	W5280 79-80mm	
	DRZ400	00-15	90 x 62.6	90 92	103532	4713M09000 4713M09200	35433XR 3622XR	S549	CW20	W5881	
	DRZ400	00-15	90 x 62.6	90 92	103430	4714M09000 4714M09200	35433XR 3622XR	S549	CW20	W5881	

WISCO MODEL	YEAR	BORE X STROKE	BORE SIZE	TOP END KIT	SINGLE PISTON	RING SET	PIN	CLIP	TOP END GASKET KIT	TOP END BEAR- ING
SUZUKI (4-STROKE) CONTINUED										
DRZ400	00-15	90 x 62.6	94.5	102655	4795M09450	3720XP	S549	CW20	W6103	
DRZ400	00-15	90 x 62.6	94.5	102736	4796M09450	3720XP	S549	CW20	W6103	
RMZ450	05-07	95.5 x 62.8	95.5	103419	4869M09550	9550ZV	S682	CW19	101326 95.5mm	
RMZ450	05-07	95.5 x 62.8	95.5	102201	4870M09550	9550ZV	S682	CW19	101326 95.5mm	
RMZ450	08-12	96 x 62.1	96	112340	101155	9600ZV	S682	CW19	101105	
RMZ450	08-12	96 x 62.1	96	112338	102414	9600ZV	S682	CW19	101105	
RMZ450	08-12	96 x 62.1	96		102757	9600ZV	112384	CW19	101105	
RMZ450	13-16	96 x 62.1	96	112341	112209	9600ZV	S682	CW19	101105	
RMZ450	13-16	96 x 62.1	96	PK1893	112216	9600ZV	S682	CW19	101105	
DR650 SP600Djebel	85-89	94 x 85	95 96 97		103202 103203 103484	3740XH 3780XH 3819XH	S551	CW23		
DR650	90-95	95 x 90.4	95 96 97		103202 103203 103484	3740XH 3780XH 3819XH	S551	CW23		
VOR (4-STROKE)										
500	00-02	95 x 71	95			104384	111610	CW20		
530	02-05	97 x 71	97			9700ZS	111610	CW20		
YAMAHA (2-STROKE)										
PW50	85-87 90-15	40 x 39.2	40 40.25 40.5 40.75 41 41.5 42	104082 104084 104086 103981 103982	653M04000 104239 653M04050 104241 653M04100 1614CD 104203 1634CD 104204 1654CD	1574CD 100975 1594CD 100977 1614CD 1634CD 1654CD	S630	CW10	W5531	B1084
MX80 TY80 GT1	80-82 74-75 73-75	47 x 42	47 47.5 48 48.5		102528 102529 102530 102707	1850CS 1869CS 1890CS 1909CS	S538	CW12		B1042

- accessories
- body
- handlebar & grips
- cables & levers
- exhaust
- engine**
- fuel & intake
- electrical & ignition
- clutch
- drive
- bearings
- brakes
- steering & suspension
- tires
- tools & shop

ENGINE

WISCO		BORE X STROKE	BORE SIZE	TOP END KIT	SINGLE PISTON	RING SET	PIN	CLIP	TOP END GASKET KIT	TOP END BEAR- ING
MODEL	YEAR									
YAMAHA (2-STROKE) CONTINUED										
PW80	91-06	47	47		649M04700	1850CD	S538	CW12	W5560	B1042
BW80	86-90	x	47.5		649M04750	1869CD				
		45.6	48		649M04800	1890CD				
			48.5	103498	103008	1909CD				
			49	103499	103009	1929CD				
YZ80	74-75	47	47		102528	1850CS	S538	CW12		B1042
		x	47.5		102529	1869CS				
		42	48		102530	1890CS				
			48.5		102707	1909CS				
YZ80	76-80	49	49		101098	1929CD	S538	CW12		B1042
		x	49.5		101099	1949CD				
		42	50		101100	1969CD				
			50.5		101530	1988CD				
			51		101531	2008CD				
YZ80	81	49	49			1929CD	S538	CW12		B1043
		x	49.5			1949CD				
		42	51		101221	2008CD				
YZ80	82-83	47	47		101141	1850CD	S538	CW12	100128	B1043
		x	47.5		101142	1869CD			1983	
		45.6	48		101143	1890CD				
			48.5		103931	1909CD				
			49		103932	1929CD				
YZ80	84	48	48.5		103694	1909CS	S538	CW12	100129	B1015
		x	49		103695	1929CS				
		45.6	50		101126	1969CS				
YZ80	85	48	48		100945	1890CS	S538	CW12	100459	B1015
		x	48.5		100908	1909CS				
		45.6	49		100909	1929CS				
			49.5		103152	1949CS				
			50		103153	1969CS				
YZ80	86-87	48	48		100945	1890CS	S538	CW12	W5284	B1015
		x	48.5	103934	100908	1909CS				
		45.6	49		100909	1929CS				
			49.5		103152	1949CS				
			50		103153	1969CS				
YZ80	88-92	48	48	102325	569M04800	1890CS	S538	CW12	W5284	B1015
		x	48.5	102326	569M04850	1909CS				
		45.6	49	102327	569M04900	1929CS				
			49.5	101919	101937	1949CS				
			50	101920	101938	1969CS				
YZ80	93-01	46	46	101292	101186	1810CS	S517	CW14	W5353	B1012
*International Bore - Not available in U.S.		x	47.8							
YZ80	93-01	47	47	102691	646M04700	1850CS	S517	CW14	W5353	B1012
		x	47.5	102692	646M04750	1869CS				
		47.8	48	102693	646M04800	1890CS				
			48.5		101281	1909CS				
			49	101404	101282	1929CS				
YZ80	93-01	52.5	52.5	101438	767M05250	2067CSA	S288	CW14	W5353	B1012
*Crank case clear- ance required for 50mm and larger		x	47.8							
YZ85	02-16	47.5	47.5	103093	805M04750	1869CS	S517	CW14	W5983	B1012
Pro-Lite		x	48	103094	805M04800	1890CS				
		47.8	48.5	103095	805M04850	1909CS				
			49.5	101555	103836	1949CS				

WISCO	BORE X STROKE	BORE SIZE	TOP END KIT	SINGLE PISTON	RING SET	PIN	CLIP	TOP END GASKET KIT	TOP END BEARING	
MODEL	YEAR									
YAMAHA (2-STROKE) CONTINUED										
YZ85 *Crank case clearance required for 50mm and larger	02-16	52.5 x 47.8	52.5	103337	767M05250	2067CSA	S288	CW14	W5983	B1012
LT100	All	52	52		101464	2047CD	S288	CW14		B1012
LT100-2		x	52.5		101465	2067CD				
LT100-3		45.6	53		101466	2087CD				
MX100			53.5		103701	101008				
DT100			54		103702	2126CD				
YZ100	76-83	50 x 50	50		102283 102284 103357	1969CD 2008CD 2047CD	S637	CW16		B1016
RT100	90-00	52 x 45.6	52 52.5 53 54		771M05200 771M05250 771M05300 102180	2047CD 2067CD 2087CD 2126CD	S288	CW14		B1012
AT2125	72-73	56	56		236M05600	2205CD	S270	CW16		B1016
AT3125	72-73	x	56.5		236M05650	2224CD				
DT125	73-81	50	57		236M05700	2244CD				
IT125	80-81		57.5		236M05750	2264CD				
MX125	74-76		58		236M05800	2284CD				
TZR125	87-92	56	56		101166	2205CD	S270	CW16		B1008
DTR125	88-96	x	56.25		101167	101019				
DTR125E	90-96	50.7	56.5		101168	2224CD				
TDR125	90-92		56.75		101169	101021				
TDR240	88-92		57		101170	2244CD				
*Includes Reed Cutout on piston *International Bore - Not available in U.S.			57.25 57.5		100668 100669	101023 2264CD				
DT125	75-76	56	56		104155	2205CD	S270	CW16		B1016
AT2125	72-76	x	56.5		104156	2224CD				
AT3125	72-76	50.7	57		104157	2244CD				
DT125LC	80-91		57.5		112180	2264CD				
RD125LC	82-92									
DT125Tenere *Two Reed Holes on piston *International Bore - Not available in U.S.										
YZ125	76-82	56 x 50	56 56.5 57 57.5 58		435M05600 435M05650 435M05700 435M05750 435M05800	2205CS 2224CS 2244CS 2264CS 2284CS	S270	CW16		B1016
YZ125	83	56 x 50	56 57.5		503M05600 503M05750	2205CS 2264CS	S270	CW16	W4053	B1016
YZ125	84	56 x 50	56.5 57 57.5 58		512M05650 512M05700 512M05750 512M05800	2224CS 2244CS 2264CS 2284CS	S270	CW16	W4053	B1016
YZ125 *Power Valve must be modified for 58mm and larger	85	56 x 50	57 58		521M05700 521M05800	2244CS 2284CS	S270	CW16	W5285	B1016

- accessories
- body
- handlebar & grips
- cables & levers
- exhaust
- engine
- fuel & intake
- electrical & ignition
- clutch
- drive
- bearings
- brakes
- steering & suspension
- tires
- tools & shop

ENGINE

accessories	WISECO		BORE X STROKE	BORE SIZE	TOP END KIT	SINGLE PISTON	RING SET	PIN	CLIP	TOP END GASKET KIT	TOP END BEAR- ING
MODEL	YEAR	YAMAHA (2-STROKE) CONTINUED									
body	YZ125	86-88	56 x 50	56 56.5 57 57.5 58	103264 103262 103263	559M05600 559M05650 559M05700 559M05750 559M05800	2205CS 2224CS 2244CS 2264CS 2284CS	S514	CW16	W4904	B1016
handlebar & grips	*Power Valve must be modified for 57mm and larger										
cables & levers	YZ125	89	56 x 50	56 56.5 57		582M05600 582M05650 582M05700	2205CS 2224CS 2244CS	S270	CW16	W5167	B1016
exhaust	YZ125	90-92	56 x 50.7	56 56.5 57		594M05600 594M05650 594M05700	2205CS 2224CS 2244CS	S514	CW16	W5229 90-91	B1016
engine										W5354 1992	
fuel & intake	YZ125	93	56 x 50.7	56 56.5 57	103998	629M05600 629M05650 629M05700	2205CS 2224CS 2244CS	S514	CW16	W5354	B1016
electrical & ignition	YZ125	94-96	54 x 54.5	54 54.5 55 56	103478 103479 101630	647M05400 647M05450 647M05500 647M05600	2126CS 2146CS 2165CS 2205CS	S514	CW16	W5420	B1016
clutch	YZ125	97	54 x 54.5	54		693M05400	2126CS	S467	CW15	W5420	B1038
drive	YZ125	97-04	54 x 54.5	54 56		765M05400 765M05600	2126CS 2205CS	S632	CW15	W5420 1997 W5677 98-01 W5981 2002 W6140 03-04	B1038 97-00 B1001 01-04
bearings	YZ125	97-04	54 x 54.5	54 56		762M05400 762M05600	104608 2205CS	S632	CW15	W5420 1997 W5677 98-01 W5981 2002 W6140 03-04	B1038 1997- 2000 B1001 01-04
brakes	YZ125	98-00	54 x 54.5	54 54.5 55 56	101538 101539 101540 101177	726M05400 726M05450 726M05500 726M05600	2126CST 2146CS 2165CS 2205CS	S467	CW15	W5677	B1038
steering & suspension	YZ125	01	54 x 54.5	54 54.5 55 56	101541 101542 101543 101178	726M05400 726M05450 726M05500 726M05600	2126CST 2146CS 2165CS 2205CS	S467	CW15	W5677	B1001
tires	YZ125	02	54 x 54.5	54 54.5 55 56	104180 104181 102002	797M05400 797M05450 797M05500 797M05600	2126CST 2146CS 2165CS 2205CS	S467	CW15	W5981	B1001
tools & shop	YZ125	03-04	54 x 54.5	54 54.5 55 56	101302 101303 101304 102003	797M05400 797M05450 797M05500 797M05600	2126CST 2146CS 2165CS 2205CS	S467	CW15	W6140	B1001

WISCO		BORE X STROKE	BORE SIZE	TOP END KIT	SINGLE PISTON	RING SET	PIN	CLIP	TOP END GASKET KIT	TOP END BEAR- ING
MODEL	YEAR									
YAMAHA (2-STROKE) CONTINUED										
YZ125 Pro-Lite	05-16	54 x 54.5	54 56	101752 101283	845M05400 845M05600	2126CS 2205CS	S668	CW15	W6331	B1001
YZ125 *Crank case clear- ance required for 57mm and larger	05-16	54 x 54.5	54 56 58	101947 101583 101584	846M05400 846M05600 103201	104608 104609 2284CSA	S668	CW15	W6331	B1001
CT-2	thru 77	66	66		471M06600	2598CD	S259	CW16		B1021
CT-3	thru 77	x	66.5		471M06650	2618CD				
DT175	79-81	50	67		471M06700	2638CD				
MX175	79-82		67.5 68		101996 101997	2658CD 2677CD				
IT175	76-81	66	66		102708	2598CD	S259	CW16		B1021
YZ175	76-81	x 50	66.5 67 67.5 68		102709 102710 101091 101092	2618CD 2638CD 2658CD 2677CD				
RT180	90-98	64.5 x 54	64.5 65 65.5 66		772M06450 772M06500 772M06550 101901	2539CD 2559CD 2579CD 2598CD	S486	CW16		B1021
IT200	84-86	66 x 57	66 66.5 67 67.5 68		103067 103068 103069 103861 103862	2598CD 2618CD 2638CD 2658CD 2677CD	S259	CW16		B1005
DT200R *Canadian Model - Not available in the U.S.	89-91	66 x 57	66 66.5 67 67.5 68		101134 101135 101136 101102 101103	2598CD 2618CD 2638CD 2658CD 2677CD	S271	CW16	104591	B1008
WR200	92-98	66.8 x 57	66.8 67 68.5		100793 100794 101413	2628CD 2638CD 2697CD	S271	CW16		B1008
YZ250	76-79	70	70		103871	2756CD	S343	CW18		B1003
IT250	78-80	x	70.5		103872	2776CD				
DT250	74-79	64	71		103873	2795CD				
MX250	73-75		71.5 72		102269 102270	2815CD 2835CD				
YZ250	80-82	70	70		101293	2756CD	S343	CW18		B1003
IT250	81-82	x 64	70.25 70.5 70.75 71		101294 101295 102820 102821	2776CD 2795CD 2815CD 2835CD				
IT250	83	68 x 68	68 68.5 69 69.5 70		515M06800 515M06850 515M06950 515M07000	2677CD 2697CD 2717CD 2736CD 2756CD	S511	CW18		B1014
YZ250 *Power Valve must be modified for 69mm and larger	83-87	68 x 68	68 68.5 69 69.5 70		560M06800 560M06850 560M06900 103358 103359	2677CD 2697CD 2717CD 2736CD 2756CD	S511	CW18	100362 1986- 1987	B1014

- accessories
- body
- handlebar & grips
- cables & levers
- exhaust
- engine
- fuel & intake
- electrical & ignition
- clutch
- drive
- bearings
- brakes
- steering & suspension
- tires
- tools & shop

ENGINE

	WISCO	BORE X STROKE	BORE SIZE	TOP END KIT	SINGLE PISTON	RING SET	PIN	CLIP	TOP END GASKET KIT	TOP END BEAR- ING	
YAMAHA (2-STROKE) CONTINUED											
accessories	YZ250	88-91	68	68	103949	605M06800	2677CD	S508	CW18	W5168	B1014
body	WR250	91	x	68.5	103950	605M06850	2697CD				
handlebar & grips	*Power Valve must be modified for 69mm and larger		68	69	103951	605M06900	2717CD				
cables & levers	*1991 model is Nikasil bore			69.5		102830	2736CD				
exhaust	YZ250	92-98	68	68	103308	102831	2756CD				
engine			x			736M06800	2677CS	S508	CW18	W5168 88-94	B1014
			68							W5467 95-98	
fuel & intake	YZ250	92-94	68	68	101624	677M06800	2677CD	S508	CW18	W5168	B1014
electrical & ignition	WR250	92-94	x	68.5	101625	677M06850	2697CD				
			68	69	101626	677M06900	2717CD				
clutch				70	102062	103107	2756CD				
drive	YZ250	95-98	68	68	103334	677M06800	2677CD	S508	CW18	W5467	B1014
bearings	WR250	95-98	x	68.5	103335	677M06850	2697CD				
			68	69	103336	677M06900	2717CD				
brakes				70	103578	103107	2756CD				
steering & suspension	YZ250	99-01	66.4	66.4	101398	804M06640	2614CD	S508	CW18	W5744	B1003
tires			x	68.5	102731	804M06850	2697CD				
tools & shop			72								
	YZ250	02-16	66.4	66.4	101267	804M06640	2614CD	S508	CW18	W5978	B1003
	YZ250X	16	x	67	101268	804M06700	2638CD				
			72	67.5	101269	804M06750	2658CD				
				68.5	101964	804M06850	2697CD				
	YZ250	02-16	66.4	66.4	102662	808M06640	104610	S508	CW18	W5978	B1003
	YZ250X	16	x								
			72								
	YZ250	99-16	66.4	72		112196	111873	S508	CW18		B1003
	*Note: Cylinder, cylinder head, and power valve modifi- cations required		x								
			72								
	DT400	75-78	85	85		102825	104345	S277	CW18		B1003
	MX400	75-76	x	85.5		102826	104346				
			70	86		102827	3386TD				
				86.5		101532	3405TD				
	IT400	77-78	85	85		112104	104345	S277	CW18		B1003
	YZ400	77-78	x	85.5		101519	104346				
			70	86		101520	3386TD				
				86.5		103190	3405TD				
				87		112106	3425TD				
	IT465	81-82	85	85.5		101182	104346	S277	CW18		B1014
	YZ465	80-81	X	86		101183	3386TD				
			82	86.5		103361	3405TD				
	IT490	83-84	87	87		103858	3425TD	S277	CW18	W4055	B1014
	YZ490	82-83	x	87.5		103859	3445TD			1983	
			82	88		103860	3465TD				
				88.5		102411	104352				
				89		102412	3504TD				
	YZ490	84-90	87	87	103061	546M08700	3425TD	S277	CW18	W5286	B1014
	WR500	92-93	x	87.5	103062	546M08750	3445TD				
			82	88	103063	546M08800	3465TD				
				88.5	102657	101228	104352				
				89	102658	101229	3504TD				

WISCO MODEL	YEAR	BORE X STROKE	BORE SIZE	TOP END KIT	SINGLE PISTON	RING SET	PIN	CLIP	TOP END GASKET KIT	TOP END BEAR- ING
YAMAHA (4-STROKE)										
TTR90E	03-06	47 x 51.8	47 47.5		4840M04700 4840M04750	1850XE 1870XE	S592	CW13	104299	
TTR125 TTR125L	00-15 00-15	54 x 54	54 54.5 55	101123 101124 101125	4752M05400 4752M05450 4752M05500	2126XE 2146XE 2165XE	S571	CW15	W5962	
TTR250	99-06	73 x 59.6	73 73.5 74 74.5 75		4689M07300 4689M07350 4689M07400 102148 102149	2874XC 2894XC 2913XC 2933XC 2953XC	S524	CW18	W5894	
XT250	13-16	74 x 58	74 76		4951M07400	2913XA 2992XG	S688	CW17		
XT250	13-16	74 x 58	74 76		112012 112013	2913XA 2992XG	S688	CW17		
YZ250F WR250F	01-04 01-04	77 x 53.6	77 79	102863 101762	4872M07700 4872M07900	7700XU 3110XG	S742	CW16	W5921	
WR250F	05-13	77 x 53.6	77	102864	4882M07700	7700XU	S742	CW16	W5921	
WR250F	05-13	77 x 53.6	77	103524	4881M07700	7700YC	S742	CW16	W5921	
YZ250F WR250F	01-11 01-13	77 x 53.6	83		102726	3268XG	S677	CW16	104403	
YZ250F	01-04	77 x 53.6	77	103523	102900	7700YC	S742	CW16	W5921	
YZ250F	05-07	77 x 53.6	77	102864	4882M07700	7700XU	S742	CW16	W5921	
YZ250F	05-07	77 x 53.6	77	103524	4881M07700	7700YC	S742	CW16	W5921	
YZ250F	08-11	77 x 53.6	77 79	102865	4952M07700 4952M07900	7700XU 3110XG	S742	CW16	W5921	
YZ250F	08-11	77 x 53.6	77	102703	101604	7700YC	S742	CW16	W5921	
YZ250F	08-11	77 x 53.6	77		102755	101730	112381	CW16	W5921	
YZ250F	12-13	77 x 53.6	77	PK1902	111748	7700XU	S742	111633	W5921	
YZ250F	12-13	77 x 53.6	77	PK1903	112213	7700XU	S742	111633	W5921	

- accessories
- body
- handlebar & grips
- cables & levers
- exhaust
- engine**
- fuel & intake
- electrical & ignition
- clutch
- drive
- bearings
- brakes
- steering & suspension
- tires
- tools & shop

ENGINE

	WISECO	BORE X STROKE	BORE SIZE	TOP END KIT	SINGLE PISTON	RING SET	PIN	CLIP	TOP END GASKET KIT	TOP END BEAR- ING
MODEL	YEAR									
YAMAHA (4-STROKE) CONTINUED										
YZ250F	14-15	77	77	PK1899	40116M07700	7700YC	S677	CW16	W6929	
YZ250FX	15	x								
WR250F	15	53.6								
YZ250F	14-15	77	77	PK1911	40127M07700	7700YC	S677	CW16	W6929	
YZ250FX	15	x								
WR250F	15	53.6								
YZ250F	14-15	77	77		RC903M07700	101730	112381	CW16	W6929	
YZ250FX	15	x								
WR250F	15	53.6								
TT350	85-98	86	86	PK1785	4674M08600	3386XC	S475	CW19	W5751	
XT350	85-00	x	87	PK1786	4674M08700	3425XC				
		59.6	87.5	PK1787	101859	3445XC				
YZ400F	98-99	92	92		4649M09200	3622XR	S560	CW18	W5678	
WR400F	98-00	x	94		4649M09400	3701XR			92mm	
		60.1							W5699	
									94mm	
YZ400F	98-99	92	92		101249	3622XR	S560	CW18	W5678	
WR400F	98-00	x	94		101250	3701XR			92mm	
		60.1							W5699	
									94mm	
YZ426F	00-02	95	95	102160	4693M09500	3741XS	S615	CW19	W5882	
WR426F	01-02	x	96.5		4693M09650	9650XS			95mm	
		60.1	97		103549	3819XS			W5960	
									96.5-	
									97mm	
YZ426F	00-02	95	95		103636	3741XS	S615	CW19	W5882	
WR426F	01-02	x	97			9650XS			95mm	
		60.1			103637	3819XS			W5960	
									96.5-	
									97mm	
YZ450F	03-05	95	95	103221	4785M09500	3741XS	S600	CW18	W6129	
WR450F	03-06	X	97	101751	4785M09700	3819XS			95mm	
		63.4							W6130	
									97mm	
YZ450F	03-05	95	95	102385	102876	3741XS	S600	CW18	W6129	
WR450F	03-06	X	97		102877	3819XS			95mm	
		63.4							W6130	
									97mm	
YZ450F	06-09	95	95	103366	4785M09500	3741XS	S600	CW18	W6420	
WR450F	07-15	X	97	102496	4785M09700	3819XS			95mm	
		63.4							W6421	
									97mm	
YZ450F	06-09	95	95	102653	102876	3741XS	S600	CW18	W6420	
WR450F	07-15	X	97		102877	3819XS			95mm	
		63.4							W6421	
									97mm	
YZ450F	10-13	97	97	112299	102928	3819XS	104087	CW18	104624	
		X								
		60.8								

WISCO	BORE X STROKE	BORE SIZE	TOP END KIT	SINGLE PISTON	RING SET	PIN	CLIP	TOP END GASKET KIT	TOP END BEARING
MODEL	YEAR								
YAMAHA (4-STROKE) CONTINUED									
YZ450F	10-13	97 X 60.8	97	112297	102872	3819XS	104087	CW18	104624
YZ450F	10-13	97 X 60.8	97		102754	101734	112386	CW18	104624
YZ450F	14-16	97 X 60.8	97	PK1900	112217	9700ZS	104087	CW18	104624
YZ450F	14-16	97 X 60.8	97	PK1912	40121M09700	9700ZS	104087	CW18	104624
YZ450F	14-16	97 X 60.8	97		RC904M09700	101734	112386	CW18	104624
SR500 TT500 XT500 European models	All	87 X 84	87 87.5 88 88.5 89		101972 101973 101974 101258 101259	3425XC 3445XC 3465XC 100587 3504XC	S553	CW20	W5688
SR500 TT500 XT500	All	87 x 84	87 87.5 88 88.5 89		4045M08700 4045M08750 4045M08800 103436 103437	3425XC 3445XC 3465XC 100587 3504XC	S553	CW20	W5688
XT500 TT500 SR500	All	90 x 84	90		101537	3544XC	S553	CW20	W5688
XT500 TT500 SR500	All	90 x 84	90		103909	3544XC	S553	CW20	W5688
XT500 TT500 SR500	All	87 x 84	87 87.5 88 88.5 89		103808 103809 103810 103868 103869	3425XC 3445XC 3465XC 3504XC	S553	CW20	W5688
TT600 XT600	84-04 84-04	95 x	95 96		4619M09500 4596M09600	3740XJ 3780XH	S550	CW22	W5689
*For Chrome standard bore surface		84							
TT600 XT600 SRX600 Tenere600	84-04 84-04 84-96 84-96	95 x 84	95 96 97		4797M09500 4797M09600 4797M09700	3740XH 3780XH 3819XH	S550	CW22	W5689 84-87 W5726 88-04
TT600 XT600 SRX600 Tenere600	84-04 84-04 86 84-96	95 x 84	95 96		4596M09500 4596M09600	3740XH 3780XH	S550	CW22	W5689 84-87 W5726 88-04
TT600 XT600 SRX600 Tenere600	84-04 84-04 84-96 84-96	95 x 84	98		4607M09800	3858XH	S550	CW22	W5689 84-87 W5726 88-04
TT600 XT600 SRX600 Tenere600	84-04 84-04 84-96 84-96	95 x 84	101		4607M10100	3977XH	S550	CW22	100454 84-87 W5727 88-04

accessories
body
handlebar & grips
cables & levers
exhaust
engine
fuel & intake
electrical & ignition
clutch
drive
bearings
brakes
steering & suspension
tires
tools & shop

ENGINE

WISECO PRICE LIST

accessories	100127	21.33	G	100889	29.55	G	101177	196.41	G	101323	150.41	G	101540	176.41	G
	100128	21.33	G	100908	108.00	G	101178	196.41	G	101324	183.41	G	101541	176.41	G
body	100129	21.33	G	100909	108.00	G	101181	202.18	G	101326	81.68	G	101542	176.41	G
	100136	17.28	G	100918	128.00	G	101182	192.00	G	101330	171.86	G	101543	176.41	G
handlebar & grips	100146	17.28	G	100919	128.00	G	101183	192.00	G	101332	171.86	G	101544	150.10	G
	100150	17.28	G	100920	128.00	G	101186	108.00	G	101333	187.86	G	101546	150.10	G
cables & levers	100152	17.28	G	100921	108.00	G	101190	118.00	G	101334	171.86	G	101547	150.10	G
	100154	17.28	G	100922	108.00	G	101191	118.00	G	101335	187.86	G	101550	150.10	G
exhaust	100158	17.28	G	100923	108.00	G	101199	182.00	G	101340	108.00	G	101551	150.10	G
	100165	17.28	G	100930	150.10	G	101204	171.86	G	101348	212.78	G	101552	150.10	G
engine	100225	17.28	G	100932	150.10	G	101205	171.86	G	101354	192.00	G	101555	152.93	G
	100226	17.28	G	100934	150.10	G	101206	171.86	G	101355	192.00	G	101558	202.18	G
fuel & intake	100228	17.28	G	100937	258.49	G	101207	171.86	G	101356	202.00	G	101560	262.18	G
	100243	30.17	G	100938	258.49	G	101208	171.86	G	101357	202.00	G	101582	151.10	G
electrical & ignition	100259	33.54	G	100939	258.49	G	101209	171.86	G	101364	202.00	G	101583	210.30	G
	100284	32.28	G	100940	268.49	G	101220	165.02	G	101365	181.07	G	101584	210.30	G
clutch	100307	29.86	G	100941	268.49	G	101221	118.00	G	101368	181.07	G	101591	311.15	G
	100342	35.57	G	100945	108.00	G	101222	108.00	G	101375	143.41	G	101593	194.73	G
drive	100349	39.28	G	100953	233.40	G	101223	108.00	G	101376	143.41	G	101594	194.73	G
	100351	35.36	G	100975	34.55	G	101224	108.00	G	101377	143.41	G	101595	194.73	G
bearings	100362	41.28	G	100977	34.55	G	101225	108.00	G	101381	215.44	G	101604	220.00	G
	100371	47.20	G	100981	34.55	G	101226	108.00	G	101383	125.83	G	101607	229.32	G
brakes	100374	46.99	G	101002	34.55	G	101227	108.00	G	101384	125.83	G	101614	287.96	G
	100448	32.73	G	101008	34.55	G	101228	202.00	G	101385	125.83	G	101615	287.96	G
steering & suspension	100454	32.73	G	101019	34.55	G	101229	202.00	G	101387	229.27	G	101618	196.00	G
	100458	25.60	G	101021	34.55	G	101243	108.00	G	101398	209.35	G	101619	196.00	G
tires	100459	25.60	G	101023	34.55	G	101245	108.00	G	101404	160.10	G	101620	196.00	G
	100461	25.60	G	101091	148.00	G	101249	222.00	G	101411	108.00	G	101621	196.00	G
tools & shop	100462	25.60	G	101092	148.00	G	101250	222.00	G	101412	108.00	G	101622	196.00	G
	100478	69.96	G	101098	108.00	G	101254	215.50	G	101413	172.00	G	101623	196.00	G
	100479	108.00	G	101099	108.00	G	101258	222.00	G	101415	148.00	G	101624	220.35	G
	100546	33.10	G	101100	108.00	G	101259	222.00	G	101438	180.10	G	101625	220.35	G
	100587	33.10	G	101102	172.00	G	101260	192.02	G	101442	271.06	G	101626	220.35	G
	100595	33.10	G	101103	172.00	G	101261	226.02	G	101443	271.06	G	101630	199.65	G
	100646	96.06	G	101105	72.10	G	101262	226.02	G	101444	148.00	G	101631	241.37	G
	100647	84.62	G	101123	159.30	G	101264	182.00	G	101445	148.00	G	101632	241.37	G
	100663	148.00	G	101124	159.30	G	101265	182.00	G	101446	144.42	G	101651	230.32	G
	100664	148.00	G	101125	159.30	G	101267	212.18	G	101454	211.49	G	101658	118.00	G
	100668	152.00	G	101126	118.00	G	101268	212.18	G	101458	182.00	G	101659	273.96	G
	100669	152.00	G	101130	162.41	G	101269	212.18	G	101464	112.00	G	101660	309.96	G
	100672	128.00	G	101131	162.00	G	101270	222.00	G	101465	112.00	G	101661	222.18	G
	100673	128.00	G	101132	162.00	G	101273	202.00	G	101466	112.00	G	101662	222.18	G
	100674	128.00	G	101133	162.00	G	101280	197.37	G	101475	162.00	G	101663	222.18	G
	100712	148.00	G	101134	152.00	G	101281	118.00	G	101476	162.00	G	101665	222.18	G
	100713	148.00	G	101135	152.00	G	101282	118.00	G	101477	162.00	G	101671	262.96	G
	100748	108.00	G	101136	152.00	G	101283	190.30	G	101478	182.93	G	101672	262.96	G
	100751	35.47	G	101137	162.00	G	101290	150.42	G	101485	191.50	G	101673	262.96	G
	100787	148.00	G	101138	182.00	G	101292	150.10	G	101491	215.50	G	101679	184.35	G
	100788	148.00	G	101139	141.10	G	101293	162.00	G	101496	223.18	G	101688	31.92	G
	100793	152.00	G	101140	141.10	G	101294	162.00	G	101497	223.18	G	101689	31.92	G
	100794	152.00	G	101141	108.00	G	101295	162.00	G	101502	223.18	G	101690	31.92	G
	100795	42.68	G	101142	108.00	G	101296	177.78	G	101504	223.18	G	101691	31.92	G
	100797	42.68	G	101143	108.00	G	101297	177.78	G	101505	223.18	G	101699	31.92	G
	100801	42.68	G	101155	196.00	G	101298	177.78	G	101508	223.18	G	101702	152.65	G
	100829	32.26	G	101156	196.00	G	101299	177.78	G	101511	223.18	G	101703	152.65	G
	100830	32.26	G	101157	187.18	G	101300	177.78	G	101519	172.00	G	101708	284.65	G
	100831	32.26	G	101160	187.18	G	101301	177.78	G	101520	172.00	G	101710	285.15	G
	100832	182.00	G	101161	187.18	G	101302	171.48	G	101521	202.18	G	101720	138.00	G
	100833	182.00	G	101162	187.18	G	101303	171.48	G	101530	118.00	G	101728	50.63	G
	100846	22.34	G	101165	142.00	G	101304	171.48	G	101531	118.00	G	101729	50.63	G
	100847	22.34	G	101166	142.00	G	101306	197.78	G	101532	182.00	G	101730	50.63	G
	100850	22.34	G	101167	142.00	G	101307	197.78	G	101535	237.48	G	101731	50.63	G
	100855	108.00	G	101168	142.00	G	101316	212.18	G	101536	237.48	G	101733	50.63	G
	100873	88.65	G	101169	142.00	G	101320	69.97	G	101537	222.00	G	101734	50.63	G
	100874	29.55	G	101170	142.00	G	101321	69.97	G	101538	176.41	G	101737	204.35	G
	100885	29.55	G	101172	184.35	G	101322	150.41	G	101539	176.41	G	101740	51.63	G

WISCO PRICE LIST

101741	51.63	G	102114	218.84	G	102481	184.35	G	102766	172.00	G	102942	196.00	G
101751	323.82	G	102148	182.00	J	102482	184.35	G	102769	263.17	G	102950	191.78	G
101752	166.30	G	102149	182.00	G	102483	184.35	G	102770	263.17	G	102953	204.00	G
101759	162.00	G	102152	168.35	G	102484	184.35	G	102771	263.17	G	102999	222.00	G
101760	253.97	G	102153	168.35	G	102485	184.35	G	102793	219.40	G	103000	222.00	G
101761	253.97	G	102155	217.41	G	102491	182.00	G	102794	219.40	G	103004	152.00	G
101762	292.72	G	102158	148.00	G	102492	182.00	G	102796	89.95	G	103008	118.00	G
101766	152.93	G	102160	248.04	G	102495	282.00	G	102802	297.21	G	103009	118.00	G
101775	38.42	G	102164	128.00	G	102496	318.84	G	102804	202.00	G	103011	225.50	G
101776	38.42	G	102165	128.00	G	102526	44.50	G	102805	202.00	G	103037	221.37	G
101852	173.92	G	102166	128.00	G	102528	108.00	G	102807	148.00	G	103061	252.66	G
101855	92.00	G	102173	207.92	G	102529	108.00	G	102811	118.00	G	103062	252.66	G
101856	92.00	G	102180	112.00	G	102530	108.00	G	102812	118.00	G	103063	252.66	G
101857	182.00	G	102190	253.96	G	102555	282.00	G	102813	118.00	G	103067	152.00	G
101859	152.00	G	102191	196.00	G	102556	148.00	G	102814	118.00	G	103068	152.00	G
101861	206.08	G	102192	196.00	G	102557	148.00	G	102815	139.20	G	103069	152.00	G
101862	206.08	G	102193	196.00	G	102569	142.93	G	102816	139.20	G	103093	142.93	G
101863	206.08	G	102194	222.00	G	102570	142.93	G	102817	139.20	G	103094	142.93	G
101864	128.00	G	102201	303.68	G	102571	142.93	G	102819	183.73	G	103095	142.93	G
101865	128.00	G	102230	204.35	G	102576	213.40	G	102820	182.00	G	103107	182.00	G
101866	128.00	G	102234	152.00	G	102578	213.40	G	102821	182.00	G	103108	152.41	G
101872	261.98	G	102240	222.00	G	102581	260.52	G	102822	251.96	G	103109	152.41	G
101873	287.96	G	102252	155.02	G	102582	260.52	G	102825	172.00	G	103110	152.41	G
101874	182.00	G	102253	155.02	G	102584	270.52	G	102826	172.00	G	103111	311.15	G
101876	182.00	G	102268	262.41	G	102585	270.52	G	102827	172.00	G	103120	310.65	G
101890	138.00	G	102269	182.00	G	102648	391.01	G	102829	182.00	G	103125	214.73	G
101891	138.00	G	102270	182.00	G	102653	318.84	G	102830	182.00	G	103126	214.73	G
101894	138.00	G	102283	112.00	G	102655	288.79	G	102831	182.00	G	103152	118.00	G
101896	128.00	G	102284	112.00	G	102657	262.66	G	102835	291.06	G	103153	118.00	G
101897	128.00	G	102325	150.10	G	102658	262.66	G	102836	291.06	G	103156	160.10	G
101901	148.00	G	102326	150.10	G	102659	251.32	G	102837	118.00	G	103157	160.10	G
101905	200.98	G	102327	150.10	G	102660	248.84	G	102838	118.00	G	103172	242.96	G
101906	182.00	G	102332	142.00	G	102662	252.18	G	102839	118.00	G	103173	242.96	G
101910	310.65	G	102333	162.00	G	102672	209.27	G	102840	222.00	G	103174	242.96	G
101911	311.15	G	102334	162.00	G	102674	209.27	G	102841	222.00	G	103180	140.42	G
101919	160.10	G	102335	182.00	G	102675	222.00	G	102842	222.00	G	103182	128.00	G
101920	160.10	G	102339	178.18	G	102676	222.00	G	102843	222.00	G	103183	128.00	G
101921	266.55	G	102350	263.11	G	102677	222.00	G	102851	108.00	G	103184	184.00	G
101937	118.00	G	102351	289.11	G	102680	192.00	G	102852	108.00	G	103188	287.32	G
101938	118.00	G	102357	241.76	G	102687	184.00	G	102853	108.00	G	103189	160.42	G
101947	200.30	G	102358	241.76	G	102691	150.10	G	102854	200.98	G	103190	182.00	G
101954	302.55	G	102362	148.00	G	102692	150.10	G	102863	256.72	G	103195	162.00	G
101964	242.18	G	102363	148.00	G	102693	150.10	G	102864	256.72	G	103197	162.00	G
101969	231.37	G	102365	221.18	G	102703	292.72	G	102865	262.72	G	103199	162.00	G
101972	196.00	G	102370	75.21	G	102707	118.00	G	102867	250.00	G	103201	162.00	G
101973	196.00	G	102371	75.21	G	102708	128.00	G	102872	222.00	G	103202	196.00	G
101974	196.00	G	102372	162.16	G	102709	128.00	G	102873	230.00	G	103203	196.00	G
101996	148.00	G	102375	158.00	G	102710	128.00	G	102876	222.00	G	103220	42.58	G
101997	148.00	G	102381	249.32	G	102722	239.40	G	102877	222.00	G	103221	293.39	G
102002	195.48	G	102385	319.39	G	102726	230.00	G	102878	236.00	G	103222	182.00	G
102003	195.48	G	102394	273.17	G	102731	239.35	G	102881	236.00	G	103241	251.96	G
102015	222.00	G	102395	273.17	G	102735	211.50	G	102882	236.00	G	103244	229.87	G
102016	184.00	G	102404	208.35	G	102736	288.79	G	102883	152.00	G	103248	118.00	G
102017	184.00	G	102405	208.35	G	102747	282.00	G	102884	262.18	G	103257	108.00	G
102018	184.00	G	102411	202.00	G	102749	282.00	G	102885	220.00	G	103258	108.00	G
102021	184.00	G	102412	202.00	G	102750	282.00	G	102886	220.00	G	103260	279.15	G
102022	184.00	G	102414	222.00	G	102751	282.00	G	102887	220.00	G	103261	278.65	G
102025	255.40	G	102419	128.00	G	102752	282.00	G	102888	220.00	G	103262	181.07	G
102027	265.40	G	102420	128.00	G	102753	282.00	G	102889	220.00	G	103263	181.07	G
102038	212.08	G	102421	128.00	G	102754	282.00	G	102890	230.00	G	103264	181.07	G
102043	220.00	G	102453	182.00	G	102755	282.00	G	102900	220.00	G	103269	201.64	G
102044	230.00	G	102454	182.00	G	102756	282.00	G	102902	225.50	G	103270	215.44	G
102062	240.35	G	102462	140.10	G	102757	282.00	G	102928	196.00	G	103279	146.76	G
102106	148.00	G	102465	289.97	G	102758	282.00	G	102934	210.00	G	103298	196.00	G
102108	207.18	G	102466	289.97	G	102760	282.00	G	102935	210.00	G	103299	196.00	G
102113	218.84	G	102480	184.35	G	102765	172.00	G	102937	222.00	G	103300	196.00	G

- accessories
- body
- handlebar & grips
- cables & levers
- exhaust
- engine
- fuel & intake
- electrical & ignition
- clutch
- drive
- bearings
- brakes
- steering & suspension
- tires
- tools & shop

ENGINE

WISECO PRICE LIST

accessories
body
handlebar & grips
cables & levers
exhaust
engine
fuel & intake
electrical & ignition
clutch
drive
bearings
brakes
steering & suspension
tires
tools & shop

103308	240.35	G	103552	229.87	G	103909	222.00	G	104253	89.96	G	111903	36.96	G
103309	222.00	G	103577	222.18	G	103921	178.18	G	104254	89.96	G	111915	121.86	G
103310	196.00	G	103578	243.47	G	103929	219.40	G	104288	46.56	G	111919	145.67	G
103326	239.40	G	103584	182.00	G	103931	118.00	G	104299	42.56	G	111921	92.00	G
103327	239.40	G	103585	142.93	G	103932	118.00	G	104345	35.77	G	111922	138.00	G
103331	51.37	G	103591	204.35	G	103934	150.10	G	104346	35.77	G	111942	204.86	G
103332	51.37	G	103592	204.35	G	103937	191.64	G	104352	35.77	G	111984	253.97	G
103334	223.47	G	103593	152.93	G	103938	191.64	G	104360	39.85	G	111985	289.37	G
103335	223.47	G	103600	152.16	G	103949	220.35	G	104375	39.85	G	111986	289.97	G
103336	223.47	G	103601	152.16	G	103950	220.35	G	104384	37.85	G	111988	315.37	G
103337	182.93	G	103602	152.16	G	103951	220.35	G	104388	37.85	G	111991	164.00	G
103346	197.92	G	103621	216.49	G	103953	152.00	G	104395	37.85	G	112012	182.00	G
103349	153.41	G	103628	196.00	G	103963	153.41	G	104396	32.77	G	112013	182.00	G
103350	182.74	G	103629	196.00	G	103964	153.41	G	104403	66.62	G	112097	162.00	G
103353	287.98	G	103631	162.00	G	103969	257.57	G	104407	52.67	G	112104	172.00	G
103357	132.00	G	103632	182.00	G	103980	162.00	G	104408	52.67	G	112106	182.00	G
103358	182.00	G	103633	182.00	G	103981	130.84	G	104410	29.77	G	112144	108.00	G
103359	182.00	G	103634	271.21	G	103982	130.84	G	104416	44.59	G	112160	182.00	G
103360	291.06	G	103636	222.00	G	103998	179.65	G	104529	16.90	G	112180	148.00	G
103361	202.00	G	103637	250.00	G	104007	92.00	G	104545	16.90	G	112181	162.00	G
103366	292.84	G	103644	148.00	G	104008	92.00	G	104576	16.90	G	112182	162.00	G
103412	222.00	G	103645	148.00	G	104028	108.00	G	104584	16.90	G	112193	152.00	G
103414	167.78	G	103646	273.96	G	104033	89.95	G	104586	28.43	G	112195	88.00	G
103415	167.78	G	103666	188.04	G	104034	162.00	G	104587	28.43	G	112196	202.00	G
103416	167.78	G	103691	229.32	G	104035	162.00	G	104588	28.43	G	112197	98.00	G
103417	251.96	G	103694	108.00	G	104036	162.00	G	104591	28.43	G	112198	108.00	G
103419	277.68	G	103695	108.00	G	104050	37.85	G	104595	28.43	G	112199	108.00	G
103420	219.40	G	103700	202.74	G	104065	79.77	G	104603	36.96	G	112200	102.00	G
103421	219.40	G	103701	132.00	G	104077	24.16	G	104607	36.96	G	112201	102.00	G
103422	219.40	G	103702	132.00	G	104082	126.84	G	104608	36.96	G	112202	112.00	G
103425	220.00	G	103706	102.00	G	104084	126.84	G	104609	36.96	G	112204	204.00	G
103429	219.32	G	103711	182.00	G	104086	126.84	G	104610	36.96	G	112205	210.00	G
103430	250.79	G	103721	229.32	G	104087	44.50	G	104624	51.86	G	112206	210.00	G
103436	222.00	G	103722	229.32	G	104092	142.93	G	104780	14.50	G	112207	204.00	G
103437	222.00	G	103723	229.32	G	104093	142.93	G	104782	17.67	G	112208	196.00	G
103440	154.36	G	103727	92.40	G	104094	152.93	G	104836	152.00	G	112209	196.00	G
103442	154.36	G	103784	192.93	G	104099	118.00	G	111610	13.26	G	112210	196.00	G
103443	153.29	G	103794	182.00	G	104100	118.00	G	111614	184.00	G	112211	204.00	G
103444	153.29	G	103795	182.00	G	104128	118.00	G	111615	220.00	G	112212	210.00	G
103445	153.29	G	103796	182.00	G	104132	162.00	G	111616	204.00	G	112213	220.00	G
103454	108.00	G	103808	196.00	G	104133	162.00	G	111617	230.00	G	112214	222.00	G
103455	118.00	G	103809	196.00	G	104134	162.00	G	111618	30.85	G	112215	222.00	G
103456	118.00	G	103810	196.00	G	104143	65.98	G	111619	30.85	G	112216	222.00	G
103466	182.00	G	103811	162.00	G	104155	128.00	G	111620	30.85	G	112217	196.00	G
103467	182.00	G	103831	177.78	G	104156	128.00	G	111621	30.85	G	112253	282.00	G
103477	195.07	G	103836	108.00	G	104157	128.00	G	111622	30.85	G	112254	282.00	G
103478	179.65	G	103847	67.32	G	104160	98.00	G	111623	33.10	G	112289	235.63	G
103479	179.65	G	103858	192.00	G	104162	83.64	G	111624	33.10	G	112297	273.86	G
103481	245.95	G	103859	192.00	G	104163	83.64	G	111625	30.24	G	112299	247.86	G
103482	246.49	G	103860	192.00	G	104164	83.64	G	111626	33.10	G	112312	244.86	G
103484	222.00	G	103861	172.00	G	104180	171.48	G	111627	33.10	G	112313	302.55	G
103490	26.58	G	103862	172.00	G	104181	171.48	G	111628	33.10	G	112314	266.55	G
103495	148.00	G	103863	118.00	G	104193	72.35	G	111632	2.00	G	112315	204.86	G
103498	163.58	G	103868	222.00	G	104198	112.00	G	111633	2.00	G	112316	204.86	G
103499	163.58	G	103869	222.00	G	104203	92.00	G	111635	2.00	G	112319	287.98	G
103504	128.00	G	103871	162.00	G	104204	92.00	G	111639	52.91	G	112324	261.98	G
103507	128.00	G	103872	162.00	G	104205	108.00	G	111642	41.28	G	112326	305.64	G
103523	292.72	G	103873	162.00	G	104206	108.00	G	111643	54.90	G	112327	279.64	G
103524	292.72	G	103874	211.18	G	104209	43.90	G	111684	49.82	G	112328	305.64	G
103525	273.64	G	103876	148.00	G	104215	69.64	G	111695	3.40	AE	112329	296.84	G
103528	160.10	G	103877	148.00	G	104219	98.00	G	111748	190.00	G	112330	271.63	G
103529	160.10	G	103878	134.61	G	104220	98.00	G	111778	190.00	G	112332	279.64	G
103532	250.79	G	103880	39.95	G	104239	88.00	G	111779	190.00	G	112335	270.84	G
103545	162.00	G	103884	182.41	G	104241	88.00	G	111780	230.00	G	112338	294.10	G
103549	250.00	G	103891	108.00	G	104248	71.22	G	111873	61.59	G	112339	274.90	G
103550	118.00	G	103895	164.00	G	104252	34.11	G	111902	36.96	G	112340	268.10	G

WISCO PRICE LIST

112341	268.10	G	1949CS	17.28	G	2618XA	35.47	G	3445TD	35.77	G	435M05700	128.00	G
112343	198.78	G	1969CD	34.55	G	2618XC	33.10	G	3445XC	33.10	G	435M05750	148.00	G
112344	208.78	G	1969CS	17.28	G	2628CD	34.55	G	3465TD	35.77	G	435M05800	148.00	G
112347	238.90	G	1988CD	34.55	G	2638CD	34.55	G	3465XC	33.10	G	439M07000	162.00	G
112360	89.95	G	2008CD	34.55	G	2638CS	17.28	G	3504TD	35.77	G	439M07050	162.00	G
112368	72.35	G	2047CD	34.55	G	2638XA	35.47	G	3504XC	33.10	G	439M07100	162.00	G
112369	72.35	G	2047CS	17.28	G	2638XC	33.10	G	35433XR	33.10	G	4466M07300	162.00	G
112370	117.97	G	2067CD	34.55	G	2648CD	34.55	G	3544XC	33.10	G	4466M07350	162.00	G
112371	69.95	G	2067CS	17.28	G	2652CD	34.55	G	3622XC	33.10	G	4466M07400	162.00	G
112381	59.95	G	2067CSA	36.96	G	2658CD	34.55	G	3622XR	33.10	G	448M05550	128.00	G
112382	59.95	G	2087CD	34.55	G	2658CS	17.28	G	3642XC	33.10	G	448M05600	128.00	G
112383	59.95	G	2106XE	31.92	G	2658XA	35.47	G	3661XC	33.10	G	448M05650	128.00	G
112384	59.95	G	2126CD	34.55	G	2677CD	34.55	G	369M04950	112.00	G	448M05700	148.00	G
112386	59.95	G	2126CS	17.28	G	2677CS	17.28	G	369M05000	112.00	G	450M04950	108.00	G
112387	56.95	G	2126CST	17.28	G	2677XA	35.47	G	369M05050	112.00	G	450M05000	108.00	G
112388	128.00	G	2126XE	31.92	G	2697CD	34.55	G	3701XR	33.10	G	450M05050	108.00	G
112391	34.92	G	2136CD	34.55	G	2697CS	17.28	G	3720XP	33.10	G	4562M10000	196.00	G
112393	66.84	G	2136CS	17.28	G	2717CD	34.55	G	3740XH	33.10	G	4562M10100	196.00	G
112400	41.38	G	2146CD	34.55	G	2717CS	17.28	G	3740XJ	33.10	G	4576M07900	142.00	G
112481	98.00	G	2146CS	17.28	G	2736CD	34.55	G	3741XS	34.29	G	4576M08000	142.00	G
114702	282.00	G	2146XE	31.92	G	2756CD	34.55	G	3780XH	33.10	G	4577M09700	196.00	G
114703	152.00	G	2165CD	34.55	G	2756CS	17.28	G	3819XH	33.10	G	4577M09750	196.00	G
114704	184.00	G	2165CS	17.28	G	2766CD	34.55	G	3819XS	34.29	G	4577M09800	196.00	G
114705	174.78	G	2165XE	31.92	G	2776CD	34.55	G	3839XH	33.10	G	4596M09500	196.00	G
114706	208.78	G	2185CD	34.55	G	2776CS	17.28	G	3858XH	33.10	G	4596M09600	196.00	G
114707	271.63	G	2185CS	17.28	G	2786CD	34.55	G	3900XZ	29.55	G	4606M08500	162.00	G
114708	282.35	G	2205CD	34.55	G	2795CD	34.55	G	3937XH	33.10	G	4606M08550	162.00	G
114709	308.35	G	2205CDM	34.55	G	2795CS	17.28	G	3937XS	34.29	G	4606M08600	162.00	G
114710	253.97	G	2205CS	17.28	G	2805CD	34.55	G	3950XZ	29.55	G	4606M08700	182.00	G
114711	28.97	G	2215CS	17.28	G	2815CD	34.55	G	3977XH	33.10	G	4607M09800	196.00	G
114712	204.00	G	2224CD	34.55	G	2835CD	34.55	G	4000XZ	24.95	G	4607M10100	222.00	G
10050XS	34.29	G	2224CS	17.28	G	2854CD	34.55	G	40116M07700	184.00	G	4619M09500	196.00	G
10100XS	34.29	G	2244CD	34.55	G	2874CD	34.55	G	40121M09700	222.00	G	4628M08500	182.00	G
10200XS	34.29	G	2244CS	17.28	G	2874XC	33.10	G	40124M07700	184.00	G	4628M08550	182.00	G
10300XS	34.29	G	2244XE	31.92	G	2894XC	33.10	G	40127M07700	220.00	G	4628M08600	182.00	G
1535CDM	34.55	G	2264CD	34.55	G	2913XA	35.47	G	40129M07680	220.00	G	4628M08700	202.00	G
1555CS	17.28	G	2264CS	17.28	G	2913XC	33.10	G	40131M09500	236.00	G	4630M07800	162.00	G
1574CD	34.55	G	2264XE	31.92	G	2933XC	33.10	G	40132M05750	128.00	G	4630M08000	182.00	G
1594CD	34.55	G	2283XE	31.92	G	2953TD	35.77	G	40132M05800	128.00	G	4649M09200	196.00	G
1614CD	34.55	G	2284CD	34.55	G	2953XC	33.10	G	40132M05850	128.00	G	4649M09400	196.00	G
1634CD	34.55	G	2284CDA	61.59	G	2953XG	33.10	G	40135M07700	220.00	G	4665M04800	128.00	G
1634CS	17.28	G	2284CS	17.28	G	2973XC	33.10	G	4045M08700	196.00	G	4665M04850	128.00	G
1654CD	34.55	G	2284CSA	36.96	G	2973XG	33.10	G	4045M08750	196.00	G	4666M05350	128.00	G
1693CD	34.55	G	236M05600	128.00	G	2992XC	33.10	G	4045M08800	196.00	G	4666M05400	128.00	G
1713CD	34.55	G	236M05650	128.00	G	2992XG	33.10	G	4156M06550	142.00	G	4667M08900	202.00	G
1732CD	34.55	G	236M05700	128.00	G	3032XC	33.10	G	4156M06600	142.00	G	4674M08600	142.00	G
1752CD	34.55	G	236M05750	148.00	G	3071TD	35.77	G	4156M06650	142.00	G	4674M08700	142.00	G
1772CD	34.55	G	236M05800	148.00	G	3071XG	33.10	G	4171M07400	162.00	G	4689M07300	162.00	G
1772CS	17.28	G	2441CD	34.55	G	3110TD	35.77	G	4171M07450	162.00	G	4689M07350	162.00	G
1810CS	17.28	G	2461CD	34.55	G	3110XG	33.10	G	4171M07500	162.00	G	4689M07400	162.00	G
1830CD	34.55	G	2480CD	34.55	G	3150XG	33.10	G	4286M08400	152.00	G	4693M09500	196.00	G
1850CD	34.55	G	2500CD	34.55	G	3189XG	33.10	G	4286M08450	152.00	G	4693M09650	240.00	G
1850CS	17.28	G	2520CD	34.55	G	3228XG	33.10	G	4286M08500	152.00	G	4713M09000	182.00	G
1850XE	31.92	G	2520CS	17.28	G	3268XG	33.10	G	430M05600	128.00	G	4713M09200	202.00	G
1869CD	34.55	G	2539CD	34.55	G	3307XC	33.10	G	431M07000	162.00	G	4714M09000	182.00	G
1869CS	17.28	G	2559CD	34.55	G	3327XC	33.10	G	431M07025	162.00	G	4714M09200	202.00	G
1870XE	31.92	G	25787XA	35.47	G	3347XC	33.10	G	431M07050	162.00	G	4715M10000	196.00	G
1890CD	34.55	G	2579CD	34.55	G	3386TD	35.77	G	431M07100	162.00	G	471M06600	128.00	G
1890CS	17.28	G	2579XC	33.10	G	3386XC	33.10	G	431M07150	182.00	G	471M06650	128.00	G
1890XE	31.92	G	2598CD	34.55	G	338M07000	162.00	G	4329M07500	162.00	G	471M06700	128.00	G
1909CD	34.55	G	2598XA	35.47	G	338M07050	162.00	G	4329M07550	162.00	G	4731M09500	210.00	G
1909CS	17.28	G	2598XC	33.10	G	338M07100	162.00	G	4329M07600	162.00	G	4731M09700	210.00	G
1909XE	31.92	G	2608CD	34.55	G	338M07150	182.00	G	4332M10000	196.00	G	4732M09500	236.00	G
1929CD	34.55	G	2614CD	34.55	G	3405TD	35.77	G	4332M10100	196.00	G	4732M09700	236.00	G
1929CS	17.28	G	2614CS	17.28	G	3425TD	35.77	G	435M05600	128.00	G	4752M05400	128.00	G
1949CD	34.55	G	2618CD	34.55	G	3425XC	33.10	G	435M05650	128.00	G	4752M05450	128.00	G

- accessories
- body
- handlebar & grips
- cables & levers
- exhaust
- engine
- fuel & intake
- electrical & ignition
- clutch
- drive
- bearings
- brakes
- steering & suspension
- tires
- tools & shop

ENGINE

WISECO PRICE LIST

accessories
body
handlebar & grips
cables & levers
exhaust
engine
fuel & intake
electrical & ignition
clutch
drive
bearings
brakes
steering & suspension
tires
tools & shop

4752M05500	128.00	G	518M05500	128.00	G	578M05600	128.00	G	646M04750	108.00	G	752M04450	98.00	G
4753M09600	190.00	G	519M05400	128.00	G	578M05650	128.00	G	646M04800	108.00	G	752M04650	108.00	G
4776M07300	162.00	G	519M05450	128.00	G	579M04750	108.00	G	647M05400	128.00	G	754M05400	118.00	G
4785M09500	196.00	G	519M05500	128.00	G	579M04800	108.00	G	647M05450	128.00	G	754M05450	118.00	G
4785M09700	222.00	G	519M05550	148.00	G	579M04850	108.00	G	647M05500	128.00	G	754M05500	118.00	G
4794M08900	202.00	G	521M05700	128.00	G	582M05600	128.00	G	647M05600	148.00	G	754M05550	142.00	G
4795M09450	220.00	G	521M05800	148.00	G	582M05650	128.00	G	648M04300	98.00	G	755M05400	128.00	G
4796M09450	220.00	G	526M06600	162.00	G	582M05700	128.00	G	648M04350	98.00	G	755M05600	148.00	G
4797M09500	182.00	G	526M06625	162.00	G	589M05600	128.00	G	648M04400	98.00	G	756M06640	152.00	G
4797M09600	182.00	G	526M06650	162.00	G	589M05650	128.00	G	649M04700	108.00	G	756M06850	182.00	G
4797M09700	182.00	G	526M06675	162.00	G	589M05700	128.00	G	649M04750	108.00	G	762M05400	152.00	G
4798M03900	92.00	G	526M06700	162.00	G	594M05600	128.00	G	649M04800	108.00	G	762M05600	162.00	G
4798M03950	92.00	G	526M06725	182.00	G	594M05650	128.00	G	651M05250	102.00	G	764M05400	152.00	G
4798M04000	92.00	G	526M06750	182.00	G	594M05700	128.00	G	651M05300	102.00	G	765M05400	152.00	G
4805M09500	210.00	G	526M06800	182.00	G	595M05400	128.00	G	651M05450	112.00	G	765M05600	162.00	G
4815M05700	128.00	G	539M04800	108.00	G	595M05450	128.00	G	652M05400	128.00	G	766M05200	138.00	G
4815M05800	128.00	G	539M04850	108.00	G	595M05500	128.00	G	652M05450	128.00	G	767M05250	138.00	G
4816M06550	138.00	G	540M05600	128.00	G	601M06750	162.00	G	652M05500	128.00	G	768M06640	162.00	G
4820M09600	196.00	G	540M05650	128.00	G	603M06800	162.00	G	653M04000	88.00	G	7700XU	35.47	G
4829M07800	184.00	G	540M05700	128.00	G	603M05600	128.00	G	653M04050	88.00	G	7700YC	41.68	G
4840M04700	128.00	G	543M06700	162.00	G	603M05650	128.00	G	653M04100	88.00	G	770M06400	142.00	G
4840M04750	128.00	G	543M06750	162.00	G	603M05700	128.00	G	655M06750	162.00	G	770M06500	142.00	G
4842M07700	184.00	G	543M06800	162.00	G	605M06800	162.00	G	676M05400	128.00	G	771M05200	102.00	G
4842M07900	220.00	G	546M08700	192.00	G	605M06850	162.00	G	676M05450	128.00	G	771M05250	102.00	G
4852M07800	220.00	G	546M08750	192.00	G	605M06900	162.00	G	676M05500	128.00	G	771M05300	102.00	G
485M07000	162.00	G	546M08800	192.00	G	607M06740	162.00	G	676M05600	148.00	G	772M06450	128.00	G
485M07050	162.00	G	553M05400	128.00	G	607M06800	162.00	G	677M06800	162.00	G	772M06500	128.00	G
485M07100	162.00	G	553M05450	128.00	G	607M06850	162.00	G	677M06850	162.00	G	772M06550	128.00	G
4869M09550	196.00	G	553M05500	128.00	G	614M06640	162.00	G	677M06900	162.00	G	774M06640	152.00	G
486M05600	128.00	G	553M05550	148.00	G	614M06700	162.00	G	681M06640	162.00	G	7800YB	37.89	G
486M05650	128.00	G	553M05600	148.00	G	616M05400	128.00	G	693M05400	128.00	G	782M04850	98.00	G
486M05700	148.00	G	555M05600	128.00	G	616M05450	128.00	G	694M06750	162.00	G	782M04900	98.00	G
4870M09550	222.00	G	555M05650	128.00	G	616M05500	128.00	G	698M03900	88.00	G	782M04950	108.00	G
4872M07700	184.00	G	555M05700	128.00	G	617M06640	162.00	G	698M04100	92.00	G	783M05400	118.00	G
4872M07900	220.00	G	556M06740	162.00	G	617M06700	162.00	G	698M06640	162.00	G	783M05600	142.00	G
4880M04700	112.00	G	556M06800	162.00	G	617M06750	162.00	G	702M06640	162.00	G	786M05400	118.00	G
4880M04750	112.00	G	556M06850	162.00	G	626M05400	128.00	G	702M06700	162.00	G	786M05600	142.00	G
4881M07700	220.00	G	556M06900	182.00	G	626M05450	128.00	G	702M06750	162.00	G	788M05400	152.00	G
4882M07700	184.00	G	556M06950	182.00	G	626M05500	128.00	G	711M06600	152.00	G	797M05400	118.00	G
4900M09600	196.00	G	557M05400	128.00	G	627M05425	128.00	G	711M06650	152.00	G	797M05450	118.00	G
4901M09600	222.00	G	557M05500	128.00	G	629M05600	128.00	G	711M06700	152.00	G	797M05500	118.00	G
4904M07700	184.00	G	558M06700	162.00	G	629M05650	128.00	G	712M07200	202.00	G	797M05600	142.00	G
4941M08900	210.00	G	558M06800	162.00	G	629M05700	128.00	G	712M07250	202.00	G	799M06640	152.00	G
4942M08900	236.00	G	559M05600	128.00	G	631M07200	202.00	G	712M07300	202.00	G	799M06750	152.00	G
4949M07800	184.00	G	559M05650	128.00	G	631M07250	202.00	G	719M05400	128.00	G	8000XX	41.40	AE
4951M07400	182.00	G	559M05700	128.00	G	631M07300	202.00	G	719M05600	148.00	G	801M06640	152.00	G
4952M07700	190.00	G	559M05750	148.00	G	640M05400	128.00	G	723M06640	162.00	G	801M06850	182.00	G
4952M07900	190.00	G	559M05800	148.00	G	640M05403	128.00	G	723M06850	182.00	G	802M06640	182.00	G
4959M08900	236.00	G	560M06800	162.00	G	640M05450	128.00	G	726M05400	128.00	G	803M03950	88.00	G
4972M07800	220.00	G	560M06850	162.00	G	640M05500	128.00	G	726M05450	128.00	G	803M04150	92.00	G
4984M08200	220.00	G	560M06900	162.00	G	641M05400	128.00	G	726M05500	128.00	G	804M06640	152.00	G
503M05600	128.00	G	564M05400	128.00	G	641M05450	128.00	G	726M05600	148.00	G	804M06700	152.00	G
503M05750	148.00	G	564M05450	128.00	G	641M05500	128.00	G	736M06800	162.00	G	804M06750	152.00	G
511M05400	128.00	G	564M05500	128.00	G	642M06700	162.00	G	737M06640	162.00	G	804M06850	182.00	G
511M05450	128.00	G	564M05550	148.00	G	642M06750	162.00	G	740M05425	128.00	G	804M06850	182.00	G
511M05500	128.00	G	564M05600	148.00	G	642M06800	162.00	G	740M05625	148.00	G	805M04750	98.00	G
512M05650	128.00	G	566M05600	128.00	G	643M04700	108.00	G	741M05400	128.00	G	805M04800	98.00	G
512M05700	128.00	G	566M05700	128.00	G	643M04750	108.00	G	741M05600	148.00	G	805M04850	98.00	G
512M05750	148.00	G	568M05400	128.00	G	643M04800	108.00	G	743M06640	162.00	G	806M04800	98.00	G
512M05800	148.00	G	568M05500	128.00	G	644M04800	108.00	G	743M06850	182.00	G	806M04850	98.00	G
515M06800	162.00	G	569M04800	108.00	G	644M04850	108.00	G	746M04500	98.00	G	806M04900	98.00	G
515M06850	162.00	G	569M04850	108.00	G	644M04900	108.00	G	746M04700	108.00	G	806M05000	98.00	G
515M06950	182.00	G	569M04900	108.00	G	645M04750	108.00	G	747M07800	202.00	G	806M05200	138.00	G
515M07000	182.00	G	575M08600	192.00	G	645M04800	108.00	G	748M07800	202.00	G	808M06640	192.00	G
518M05400	128.00	G	575M08650	192.00	G	645M04850	108.00	G	748M07900	202.00	G	822M05400	118.00	G
518M05450	128.00	G	575M08700	192.00	G	646M04700	108.00	G	750M06900	152.00	G	822M05600	142.00	G
									750M07000	172.00	G	823M06640	118.00	G

WISCO PRICE LIST

823M06700	152.00	G	B1041	17.50	G	S593	17.67	G	W5356	27.91	G	W5921	72.72	G
823M06750	152.00	G	B1042	17.50	G	S595	16.90	G	W5420	34.15	G	W5924	49.82	G
824M06640	152.00	G	B1043	17.50	G	S600	17.67	G	W5422	25.60	G	W5932	25.60	G
825M06400	142.00	G	B1080	17.50	G	S615	17.67	G	W5424	32.73	G	W5942	89.06	G
826M04100	88.00	G	B1082	17.50	G	S626	21.57	G	W5425	32.73	G	W5960	67.24	G
826M04150	88.00	G	CW10	2.00	G	S630	16.90	G	W5428	35.57	G	W5962	31.30	G
826M04200	88.00	G	CW12	2.00	G	S632	16.90	G	W5429	35.57	G	W5964	39.85	G
833M04750	98.00	G	CW13	2.00	G	S637	16.90	G	W5430	35.57	G	W5965	39.85	G
833M04800	98.00	G	CW14	2.00	G	S641	14.50	G	W5431	42.68	G	W5966	46.99	G
833M04850	98.00	G	CW15	2.00	G	S655	14.50	G	W5432	50.78	G	W5972	38.42	G
833M04950	108.00	G	CW16	2.00	G	S660	17.67	G	W5435	35.57	G	W5973	27.91	G
834M05400	118.00	G	CW17	2.00	G	S668	16.90	G	W5455	39.85	G	W5974	89.15	G
834M05600	142.00	G	CW18	2.00	G	S671	17.67	G	W5456	46.99	G	W5975	95.38	G
835M05400	118.00	G	CW19	2.00	G	S677	17.67	G	W5465	31.91	G	W5978	42.68	G
835M05600	142.00	G	CW20	2.00	G	S682	17.67	G	W5467	42.97	G	W5980	28.43	G
836M05400	152.00	G	CW21	2.00	G	S686	14.50	G	W5514	80.96	G	W5981	36.98	G
836M05600	162.00	G	CW22	2.00	G	S688	35.54	G	W5518	49.82	G	W5982	49.34	G
838M04750	108.00	G	CW23	2.00	G	S742	44.50	G	W5529	42.68	G	W5983	28.43	G
840M05400	118.00	G	CW24	2.00	G	W4025	24.16	G	W5531	22.34	G	W5985	28.43	G
841M05400	152.00	G	PK1908	145.45	G	W4027	35.57	G	W5558	28.43	G	W6020	42.68	G
841M05600	162.00	G	PK1909	145.45	G	W4034	24.16	G	W5560	28.08	G	W6103	68.79	G
843M06640	152.00	G	PK1910	158.45	G	W4035	24.16	G	W5567	42.68	G	W6104	47.00	G
843M06850	152.00	G	PK1911	304.95	B	W4036	39.85	G	W5660	29.86	G	W6106	35.89	G
844M06640	182.00	G	PK1912	273.86	B	W4037	26.58	G	W5661	29.86	G	W6111	55.52	G
845M05400	118.00	G	RC903M07700	282.00	G	W4042	24.16	G	W5664	42.68	G	W6127	47.00	G
845M05600	142.00	G	RC904M09700	282.00	G	W4043	29.86	G	W5665	35.57	G	W6129	97.39	G
846M05400	152.00	G	S256	16.90	G	W4053	25.60	G	W5666	37.24	G	W6130	101.82	G
846M05600	162.00	G	S257	16.90	G	W4055	40.15	G	W5668	39.85	G	W6136	27.91	G
8550XX	34.95	AE	S259	16.90	G	W4774	24.16	G	W5673	25.60	G	W6137	29.86	G
855M04700	98.00	G	S270	16.90	G	W4894	35.57	G	W5674	34.15	G	W6140	36.98	G
855M05200	138.00	G	S271	16.90	G	W4901	35.57	G	W5675	39.85	G	W6141	41.48	G
856M06640	152.00	G	S277	16.90	G	W4904	35.57	G	W5677	31.91	G	W6144	51.26	G
857M06640	152.00	G	S280	16.90	G	W5118	39.85	G	W5678	53.17	G	W6153	82.98	G
858M07200	192.00	G	S288	16.90	G	W5119	46.56	G	W5680	29.86	G	W6155	29.86	G
859M05400	118.00	G	S343	16.90	G	W5127	35.57	G	W5684	39.85	G	W6157	49.34	G
860M06640	192.00	G	S376	16.90	G	W5165	35.57	G	W5688	32.73	G	W6159	29.86	G
861M04450	118.00	G	S394	16.90	G	W5166	42.68	G	W5689	32.73	G	W6160	25.97	G
871M08900	192.00	G	S423	16.90	G	W5167	35.57	G	W5694	42.68	G	W6206	33.67	G
8900XX	34.95	AE	S459	16.90	G	W5168	39.85	G	W5699	42.70	G	W6207	21.33	G
8900ZC	33.10	G	S467	16.90	G	W5183	39.85	G	W5726	58.63	G	W6209	33.67	G
9100ZC	33.10	G	S475	14.50	G	W5223	46.99	G	W5727	36.00	G	W6231	41.48	G
9500ZS	33.10	G	S477	16.90	G	W5224	39.85	G	W5732	24.16	G	W6239	82.55	G
9550ZV	37.85	G	S485	16.90	G	W5229	34.15	G	W5733	27.02	G	W6252	48.67	G
9600ZV	37.85	G	S486	16.90	G	W5252	43.90	G	W5741	49.82	G	W6253	42.68	G
9650XS	34.29	G	S508	16.90	G	W5261	25.60	G	W5744	39.85	G	W6254	61.87	G
9700ZS	33.10	G	S511	16.90	G	W5262	42.68	G	W5748	25.29	G	W6255	67.96	G
9800ZV	37.85	G	S512	16.90	G	W5266	39.85	G	W5749	63.64	G	W6256	29.11	G
B1000	16.50	G	S513	16.90	G	W5270	39.85	G	W5751	24.16	G	W6259	34.92	G
B1001	16.50	G	S514	16.90	G	W5273	25.60	G	W5755	35.57	G	W6324	45.94	G
B1002	18.50	G	S517	16.90	G	W5275	49.82	G	W5758	49.82	G	W6331	31.80	G
B1003	17.50	G	S520	14.50	G	W5277	52.67	G	W5760	35.57	G	W6350	48.91	G
B1004	19.50	G	S522	17.67	G	W5278	42.68	G	W5847	42.68	G	W6364	27.20	G
B1005	17.50	G	S523	17.67	G	W5280	41.73	G	W5856	43.90	G	W6385	32.28	G
B1006	16.50	G	S524	14.50	G	W5284	25.60	G	W5881	68.79	G	W6420	96.84	G
B1008	17.50	G	S527	17.67	G	W5285	35.57	G	W5882	52.04	G	W6421	96.84	G
B1012	16.50	G	S529	17.67	G	W5286	42.16	G	W5883	53.11	G	W6427	49.72	G
B1013	17.50	G	S533	17.67	G	W5316	35.57	G	W5885	79.37	G	W6583	80.45	G
B1014	18.50	G	S538	16.90	G	W5318	39.85	G	W5889	25.60	G	W6646	49.02	G
B1015	16.50	G	S549	14.50	G	W5319	39.90	G	W5891	42.68	G	W6929	84.95	B
B1016	17.50	G	S550	14.50	G	W5320	39.85	G	W5892	42.68	G			
B1018	16.50	G	S551	14.50	G	W5321	49.82	G	W5894	31.30	G			
B1021	17.50	G	S553	14.50	G	W5327	42.68	G	W5899	55.52	G			
B1022	17.50	G	S560	17.67	G	W5328	42.68	G	W5901	42.68	G			
B1036	18.50	G	S563	16.90	G	W5349	39.85	G	W5903	42.68	G			
B1037	17.50	G	S571	17.67	G	W5353	25.60	G	W5907	42.68	G			
B1038	16.50	G	S592	17.67	G	W5354	34.15	G	W5908	46.99	G			

- accessories
- body
- handlebar & grips
- cables & levers
- exhaust
- engine
- fuel & intake
- electrical & ignition
- clutch
- drive
- bearings
- brakes
- steering & suspension
- tires
- tools & shop



WRIST PINS

CHROMED WRIST PINS (4 - CYCLE USE ONLY)					UNCHROMED WRIST PINS (2 - 4-CYCLE USE ONLY)				
PART #	OD mm	LENGTH mm			PART #	OD mm	LENGTH mm		
S520	14.50	G	20.0000	60.00	S256	16.90	G	16.0000	52.00
S522	17.67	G	15.0000	56.00	S257	16.90	G	18.0000	56.00
S523	17.67	G	17.0000	61.70	S259	16.90	G	16.0000	58.40
S524	14.50	G	18.0000	57.00	S270	16.90	G	16.0000	46.99
S527	17.67	G	21.0000	54.00	S271	16.90	G	16.0000	57.00
-----			24.0000	63.50	S272	16.90	G	18.0000	58.50
S529	17.67	G	21.0000	70.00	S277	16.90	G	18.0000	65.50
S532	17.67	G	17.0000	43.00	S278	16.90	G	18.0000	62.81
S533	17.67	G	17.0000	52.35	S280	16.90	G	18.0000	54.99
S549	14.50	G	20.0000	50.85	S330	16.90	G	17.0000	61.70
S550	14.50	G	22.0000	50.85	S343	16.90	G	18.0000	60.00
S551	14.50	G	23.0000	50.85	S376	16.90	G	19.0000	63.50
S553	14.50	G	20.0000	55.50	S394	16.90	G	14.0000	48.00
-----			18.0000	62.81	S419	14.96	G	22.0000	54.00
S571	17.67	G	15.0000	44.50	S423	16.90	G	20.0000	55.50
S591	17.67	G	23.0000	54.00	S459	16.90	G	18.0000	47.00
S592	17.67	G	13.0000	39.00	S461	16.90	G	20.0000	65.00
S593	17.67	G	14.0000	44.00	S467	16.90	G	15.0000	50.00
-----			16.0000	57.00	S475	14.50	G	19.0000	58.50
S600	17.67	G	18.0000	47.00	S477	16.90	G	18.0000	52.70
S615	17.67	G	19.0000	50.44	S482	16.90	G	18.0000	49.50
S626	21.57	G	23.0000	63.50	S484	16.90	G	18.0000	58.20
S641	14.50	G	20.0000	50.44	S485	16.90	G	14.0000	45.25
S646	17.67	G	16.0000	44.40	S486	16.90	G	16.0000	55.25
S655	14.50	G	22.0000	57.15	S508	16.90	G	18.0000	53.50
S660	17.67	G	19.0000	50.44	S511	16.90	G	18.0000	57.00
S686	14.50	G	16.0000	41.50	S512	16.90	G	20.0000	60.00

TOP END BEARINGS

PART #	ID x OD x LENGTH (mm)	
B1000	16.50	G 12x16x15.5 (D387)
B1001	16.50	G 15x19x17 (D387)
B1002	18.50	G 18x23x24 (D957)
B1003	17.50	G 18x22x22 (D897)
B1004	19.50	G 20x25x27.8 (D957)
B1005	17.50	G 16x21x23 (D897)
B1006	16.50	G 14x18x17.5 (D387)
B1008	17.50	G 16x21x19.5 (D897)
B1012	16.50	G 14x18x16 (D387)
B1013	17.50	G 15x19x20 (D897)
B1014	18.50	G 18x23x22 (D957)
B1015	16.50	G 12x17x14.2 (D387)
B1016	17.50	G 16x20x19.5 (D897)
B1018	16.50	G 14x18x20 (D387)
B1021	17.50	G 16x20x22.5 (D897)
B1022	17.50	G 18x22x23.6 (D897)
B1023	18.50	G 20x25x25 (D957)
B1024	18.50	G 20x26x24 (D957)
B1030	18.50	G 22x27x24.8 (D957)
B1031	18.50	G 20x25x23 (D957)
B1033	15.07	G ----- (D339)
B1036	18.50	G 19x24x24.8 (D957)
B1037	17.50	G 18x22x19.65 (D897)
B1038	16.50	G 15x20x17.8 (D387)
B1039	18.50	G 20x25x21.8 (D957)
B1041	17.50	G 12x15x14.5 (D897)
B1042	17.50	G 12x15x16.3 (D897)
B1043	17.50	G 12x16x14.8 (D897)

PISTON CIRCLIPS

- High strength
- Easy to install
- Two furnished with every piston
- Additional sets can be ordered as separate components

PART #	DESCRIPTION
CW10	2.00 G 10 mm Circlip
CW12	2.00 G 12 mm Circlip
CW13	2.00 G 13 mm Circlip
CW14	2.00 G 14 mm Circlip
CW15	2.00 G 15 mm Circlip
CW16	2.00 G 16 mm Circlip
CW17	2.00 G 17 mm Circlip
CW18	2.00 G 18 mm Circlip
CW19	2.00 G 19 mm Circlip
CW20	2.00 G 20 mm Circlip
CW21	2.00 G 21 mm Circlip
CW22	2.00 G 22 mm Circlip
CW23	2.00 G 23 mm Circlip
CW24	2.00 G 24 mm Circlip



REPLACEMENT RINGS

Some Wiseco 4-Cycle ATV pistons have been manufactured with more than one ring type. The correct replacement ring style is stamped on the dome of the piston. EXAMPLE: 4419PS will be stamped with either a "C" or a "G" to indicate the correct replacement ring style to order. **ONLY WISECO REPLACEMENT RING SETS CAN BE USED ON WISECO PISTONS.**



2-CYCLE RINGS - MOTORCYCLE & ATV

All Wiseco 2-Cycle pistons are supplied with rings and circlips. Only Wiseco replacement ring sets can be used on Wiseco pistons. The replacement ring type and bore size (in millimeters) is stamped on the dome of the piston. Refer to this information to reorder correct replacement rings. Ring styles cannot be interchanged.

TYPE	2 CYCLE RING DIAGRAMS		DESCRIPTION	APPLICATIONS
CS	.039" (1mm)		One chrome-faced high temperature steel alloy, internally notched compression ring.	Cast-iron, Nikasil and Electrofusion Liners
CD	.039" (1mm)	.039" (1mm)	Two chrome-faced high temperature alloy, internally notched compression rings.	Cast-iron, Nikasil and Electrofusion Liners
CDM*	.039" (1mm)	.039" (1mm)	Two ferrox coated ductile iron, internally notched compression rings. * Designed to be used in chrome bores.	Cast-iron, Nikasil and Electrofusion Liners
TD	.047" (1.2mm)		Two chrome-faced high temperature steel alloy, internally notched compression rings.	Cast-iron, Nikasil and Electrofusion Liners

4-CYCLE RINGS - MOTORCYCLE AND ATV APPLICATIONS

All Wiseco 4-Cycle pistons are supplied with rings, wrist pins and circlips. Only Wiseco replacement ring sets can be used on Wiseco pistons. The replacement ring type and bore size (in millimeters) is stamped on the dome of the piston. Refer to this information to reorder correct replacement rings. Ring styles cannot be interchanged.

TYPE	4 CYCLE REPLACEMENT RING DIAGRAMS			
XA	Top Ring: Chrome faced high temperature steel alloy - .031" (.8mm)	Compression Ring: Taper faced ferrox coated ductile iron - .031" (.8mm)	Oil Ring: 3 piece low tension oil ring .059" (1.5mm)	
XC	Top Ring: Chrome faced high temperature steel alloy - .039" (1mm)	Compression Ring: Taper faced ferrox coated cast iron - .047" (1.2mm)	Oil Ring: 3 piece low tension oil ring .110" (2.8mm)	
XD	Top Ring: Chrome faced high temperature steel alloy - .039" (1mm)	Compression Ring: Taper faced ductile iron .047" (1.2mm)	Oil Ring: 3 piece low tension oil ring .079" (2mm)	
XG	Top Ring: Chrome faced high temperature steel alloy - .039" (1mm)	Compression Ring: Taper faced ductile iron .039" (1mm)	Oil Ring: 3 piece low tension oil ring .079" (2mm)	
XH	Top Ring: Chrome faced high temperature steel alloy - .047" (1.2mm)	Compression Ring: Taper faced ductile iron .059" (1.5mm)	Oil Ring: 3 piece low tension oil ring .158" (4mm)	
XJ	Top Ring: Ductile iron soft nitriding coated top ring - .047" (1.2mm)	Compression Ring: Taper faced ferrox coated iron .059" (1.5mm)	Oil Ring: 3 piece low tension oil ring .158" (4mm) (soft nitriding coated sides for use in plated cylinder all applications)	
XE	Top Ring: 1mm (.039") Alloy steel, ferrox coated, chrome faced	Compression Ring: 1.2mm (.047") Cast Iron, phosphate coated, taper faced	Oil Ring: 2.5mm (.098") 3 piece oil assembly: Stainless steel spacer, chrome faced rails	
XP	Top Ring: 1.5mm (.057") Cast iron, plasma moly faced	Compression Ring: 1.5mm (.057") Cast Iron, reverse torsion	Oil Ring: 3mm (.118") 3 piece oil assembly: Stainless steel flex-vent spacer, chrome faced rails	
XR	Top Ring: 1mm (.039") Alloy steel, ferrox coated, chrome faced	Compression Ring: 1.2mm (.047") Cast Iron, phosphate coated, taper faced	Oil Ring: 2mm (.079") 3 piece oil assembly: Stainless steel flex-vent spacer, chrome faced rails	
GF	Top Ring: 1.2mm (.047") Alloy steel, ferrox coated, chrome faced	Compression Ring: 1.2mm (.047") Cast Iron, phosphate coated, taper faced	Oil Ring: 2mm (.118") 3 piece oil assembly: Stainless steel flex-vent spacer, chrome faced rails	
ZV	Top Ring: 1mm (.039") Alloy steel, gas intrided flat faced	No Compression Ring		Oil Ring: 2mm (.079") 3 piece oil assembly: Stainless steel flex-vent spacer, chrome faced rails
YB	78mm (3.071) & 80mm (3.150")	0.9mm (.035") Stainless steel, gas nitrided barrel faced	No Second Ring	Oil Ring: 1.5mm (.059") 3 piece oil assembly: Stainless steel flex-vent spacer, nitrided rails
ZS	95-101mm (3.740 - 3.976")	1.2mm (.047") Alloy steel, ferrox coated, chrome faced	No Second Ring	Oil Ring: 2mm (.079") 3 piece oil assembly: Stainless steel flex-vent spacer, chrome faced rails
ZC	89mm (3.504) & 91mm (3.583")	1mm (.039") Alloy steel, ferrox coated, chrome faced	No Second Ring	Oil Ring: 2.8mm (.110") 3 piece oil assembly: Stainless steel spacer, chrome faced rails
XU	Top Ring: 0.9mm (.035") Alloy steel, ferrox coated, chrome faced	Compression Ring: 0.8mm (.031") Ductile Iron, phosphate coated, taper faced	Oil Ring: 1.5mm (.059") 3 piece oil assembly: Stainless steel flex-vent spacer, nitrided rails	
XX	Top Ring: 1mm (.039") Stainless steel, gas intrided barrel faced	Compression Ring: 1.2mm (.047") Cast Iron, phosphate coated, taper faced under hook	Oil Ring: 2.8mm (.110") 3 piece oil assembly: Stainless steel flex-vent spacer, nitrided rails	
YC	77mm (3.031")	0.8mm (.031") Alloy steel, phosphate coated, chrome faced, positive twist	No Second Ring	Oil Ring: 1.5mm (.059") 3 piece oil assembly: Stainless steel flex-vent spacer, chrome faced rails
ZV	96-99mm (3.780 - 3.898")	.95mm (.037") Alloy steel, gas nitrided, barrel faced, positive twist	No Second Ring	Oil Ring: 2mm (.079") 3 piece oil assembly: Stainless steel flex-vent spacer, chrome faced rails

- accessories
- body
- handlebar & grips
- cables & levers
- exhaust
- engine
- fuel & intake
- electrical & ignition
- clutch
- drive
- bearings
- brakes
- steering & suspension
- tires
- tools & shop

ENGINE



VERTEX PISTON TYPES

- Replica: cast OE replica
- Race: unique cast GP style with only one compression ring
- Pro: forged replacement for a OE cast piston for better strength
- Replica BB: big bore stock compression cast piston
- Pro Replica: forged OE stock compression piston
- Pro BB: forged OE stock compression big bore piston
- Pro Race: unique forged GP style race piston with only one compression ring
- Pro HC: forged high compression pistons

Manufactured in Italy, Vertex, the premier brand of OEM replacement pistons, is the OEM supplier to KTM and numerous European motorcycle and go-kart manufacturers. Vertex offers enthusiasts state-of-the-art, high-quality pistons for nearly any powersport use from motorcycles



and ATVs to marine and karting. Manufactured to the highest standards in Japan, Vertex's piston rings are produced by the OEM suppliers so that they are direct OEM replacements. Vertex is the choice of those who truly seek the optimum in powersport performance in any application

MODEL	YEAR	VERSION	COMP. RATIO	CYLINDER BORE (MM)	PISTON DIAM. (MM)	DIS-PLACEMENT	SIZE OVER STD	TOP END PISTON KIT	PISTON KIT	REPLACE-MENT RING(S)	CIRCLIP
COBRA											
CX 50JR	06-15	CAST REPLICA						----	903332	----	----
CX 50JR	06-15	CAST REPLICA						----	903333	----	----
CX 50JR	06-15	CAST REPLICA						----	903334	----	----
CX 50SR	06-15	CAST REPLICA						----	903332	----	----
CX 50SR	06-15	CAST REPLICA						----	903333	----	----
CX 50SR	06-15	CAST REPLICA						----	903334	----	----
CX 65	07-09, 12-15	CAST REPLICA						----	903338	----	----
CX 65	07-09, 12-15	CAST REPLICA						-----	903339	-----	----
CX 65	10-11	CAST REPLICA						----	903340	----	-----
CX 65	10-11	CAST REPLICA						-----	903341	-----	----
GAS GAS											
EC 250	02-07	CAST REPLICA		66.4	66.34	250		-----	901970	901103	901682
EC 300	02-13	CAST REPLICA	STD	72	71.95	300		----	901971	901106	901682
HONDA											
CR 125R	03	CAST REPLICA	STD	54	53.94	125		901981	----	----	----
CR 125R	04	CAST REPLICA		54	53.93	125		901982	----	----	----
CR 125R	04	CAST REPLICA		54	53.93	125		----	901268	901581	901680
CR 125R	90-91	CAST REPLICA	STD	54	53.94	125		-----	901136	901581	901680
CR 125R	92-97	CAST REPLICA	STD	54	53.94	125		901983	----	----	----
CR 125R	92-99	CAST REPLICA	STD	54	53.94	125		----	901139	901581	901680
CR 125R	92-99	CAST RACE		54	53.94	125		----	----	901581	901680
CR 125R	92-99	CAST RACE		54	53.95	125		----	----	901581	901680
CR 125R	98-99	CAST REPLICA	STD	54	53.94	125		901984	----	-----	----
CR 125R	00-02	CAST REPLICA	STD	54	53.94	125		901985	----	-----	----
CR 125R	00-03	CAST REPLICA	STD	54	53.94	125		----	901184	901581	901680
CR 125R	04-07	CAST RACE		54	53.93	125		----	901269	901581	901680
CR 125R	04-07	FORGED BIG BORE		57	56.95	139	3	-----	901972	901101	901680
CR 125R	05-07	CAST REPLICA	STD	54	53.94	125		901986	----	----	----
CR 125R	05-07	CAST REPLICA	STD	54	53.94	125		-----	901301	901581	901680
CR 250R	89-94	CAST REPLICA	STD	66.4	66.35	250		-----	901137	901103	901682
CR 250R	95-96	CAST REPLICA	STD	66.4	66.35	250		-----	901157	901103	901682
CR 250R	97-01	CAST REPLICA	STD	66.4	66.35	250		901987	----	----	----
CR 250R	97-01	CAST REPLICA	STD	66.4	66.35	250		-----	901174	901103	901682
CR 250R	02-04	CAST REPLICA	STD	66.4	66.35	250		901988	----	----	----

VERTEX PISTONS

MODEL	YEAR	VERSION	COMP. RATIO	CYLINDER BORE (MM)	PISTON DIAM. (MM)	DIS-PLACEMENT	SIZE OVER STD	TOP END PISTON KIT	PISTON KIT	REPLACE-MENT RING(S)	CIRCLIP
HONDA CONTINUED											
CR 250R	02-04	CAST REPLIC	STD	66.4	66.35	250		----	901194	901103	901682
CR 250R	05-07	CAST REPLIC	STD	66.4	66.35	250		901989	----	----	----
CR 250R	05-07	CAST REPLIC	STD	66.4	66.35	250		----	901300	901103	901682
CR 500R	85-88	CAST REPLIC	STD	89	88.95	491	STD	901990	----	----	----
CR 500R	85-01	CAST REPLIC	STD	89	88.95	491	STD	----	901000	901111	901681
CR 500R	85-01	CAST REPLIC		89.5	89.45	497	0.5	----	901050	901112	901681
CR 500R	85-01	CAST REPLIC		90	89.95	502	1	----	901051	901113	901681
CR 500R	85-01	CAST REPLIC	STD	90.5	90.45	508	1.5	----	901052	901114	901681
CR 500R	85-01	CAST REPLIC	STD	91	90.95	513	2	----	901053	901115	901681
CR 500R	89-01	CAST REPLIC	STD	89	88.95	491	STD	901991	----	----	----
CR 80R	90-91	CAST REPLIC	STD	47	46.95	80		901992	----	----	----
CR 80R	90-02	CAST REPLIC	STD	47	46.95	80		----	901163	901567	901674
CR 80R	92-02	CAST REPLIC	STD	47	46.95	80		901993	----	----	----
CR 85R	03-04	CAST REPLIC	STD	47.5	47.45	85		901994	----	----	----
CR 85R	03-07	FORGED BIG BORE		49.5	49.45	91.8	2	----	901067	901574	901674
CR 85R	03-07	CAST REPLIC	STD	47.5	47.45	85		----	901204	901570	901674
CR 85R	05-07	CAST REPLIC	STD	47.5	47.45	85		901995	----	----	----
CR 85RB	03-04	CAST REPLIC	STD	47.5	47.45	85		901994	----	----	----
CR 85RB	03-07	FORGED BIG BORE		49.5	49.45	91.8	2	----	901067	901574	901674
CR 85RB	03-07	CAST REPLIC	STD	47.5	47.45	85		----	901204	901570	901674
CR 85RB	05-07	CAST REPLIC	STD	47.5	47.45	85		901995	----	----	----
CRF 150R	07-09	FORGED REPLIC	11.7:1	66	65.97	150		----	901333	903673	901686
CRF 150R	07-09	FORGED REPLIC	11.7:1	66	65.98	150		----	901334	903673	901686
CRF 150R	07-09	FORGED REPLIC	11.7:1	66	65.99	150		----	901335	903673	901686
CRF 150R	07-09	FORGED BIG BORE	11.7:1	68	67.97	158	2	----	901423	903674	901686
CRF 150R	07-09	FORGED BIG BORE	11.7:1	68	67.98	158	2	----	901424	903674	901686
CRF 150R	07-09	FORGED BIG BORE	11.7:1	68	67.99	158	2	----	901425	903674	901686
CRF 150R	07-09, 12-16	FORGED HIGH COMP	12.2:1	66	65.97	150		----	901336	903673	901686
CRF 150R	07-09, 12-16	FORGED HIGH COMP	12.2:1	66	65.98	150		----	901337	903673	901686
CRF 150R	07-09, 12-16	FORGED HIGH COMP	12.2:1	66	65.99	150		----	901338	903673	901686
CRF 150R	12-16	FORGED REPLIC	11.7:1	66	65.97	150		----	901973	903673	901686
CRF 150R	12-16	FORGED REPLIC	11.7:1	66	65.98	150		----	901974	903673	901686
CRF 150R	12-16	FORGED REPLIC	11.7:1	66	65.99	150		----	901975	903673	901686
CRF 150R	12-16	FORGED BIG BORE	11.7:1	68	67.97	158	2	----	901976	903674	901686
CRF 150R	12-16	FORGED BIG BORE	11.7:1	68	67.98	158	2	----	901977	903674	901686
CRF 150R	12-16	FORGED BIG BORE	11.7:1	68	67.99	158	2	----	901978	903674	901686
CRF 150RB	07-09	FORGED REPLIC	11.7:1	66	65.97	150		----	901333	903673	901686
CRF 150RB	07-09	FORGED REPLIC	11.7:1	66	65.98	150		----	901334	903673	901686
CRF 150RB	07-09	FORGED REPLIC	11.7:1	66	65.99	150		----	901335	903673	901686
CRF 150RB	07-09	FORGED BIG BORE	11.7:1	68	67.97	158	2	----	901423	903674	901686
CRF 150RB	07-09	FORGED BIG BORE	11.7:1	68	67.98	158	2	----	901424	903674	901686
CRF 150RB	07-09	FORGED BIG BORE	11.7:1	68	67.99	158	2	----	901425	903674	901686
CRF 150RB	07-09, 12-16	FORGED HIGH COMP	12.2:1	66	65.97	150		----	901336	903673	901686
CRF 150RB	07-09, 12-16	FORGED HIGH COMP	12.2:1	66	65.98	150		----	901337	903673	901686
CRF 150RB	07-09, 12-16	FORGED HIGH COMP	12.2:1	66	65.99	150		----	901338	903673	901686

- accessories
- body
- handlebar & grips
- cables & levers
- exhaust
- engine
- fuel & intake
- electrical & ignition
- clutch
- drive
- bearings
- brakes
- steering & suspension
- tires
- tools & shop

ENGINE

VERTEX PISTONS

MODEL	YEAR	VERSION	COMP. RATIO	CYLINDER BORE (MM)	PISTON DIAM. (MM)	DIS-PLACEMENT	SIZE OVER STD	TOP END PISTON KIT	PISTON KIT	REPLACE-MENT RING(S)	CIRCLIP
HONDA CONTINUED											
CRF 150RB	12-16	FORGED REPLICA	11.7:1	66	65.97	150		----	901973	903673	901686
CRF 150RB	12-16	FORGED REPLICA	11.7:1	66	65.98	150		----	901974	903673	901686
CRF 150RB	12-16	FORGED REPLICA	11.7:1	66	65.99	150		----	901975	903673	901686
CRF 150RB	12-16	FORGED BIG BORE	11.7:1	68	67.97	158	2	----	901976	903674	901686
CRF 150RB	12-16	FORGED BIG BORE	11.7:1	68	67.98	158	2	----	901977	903674	901686
CRF 150RB	12-16	FORGED BIG BORE	11.7:1	68	67.99	158	2	----	901978	903674	901686
CRF 250R	09	FORGED HIGH COMP	13.7:1	78	77.95	250		----	901435	903675	901675
CRF 250R	09	FORGED HIGH COMP	13.7:1	78	77.96	250		----	901436	903675	901675
CRF 250R	09	FORGED HIGH COMP	13.7:1	78	77.97	250		----	901437	903675	901675
CRF 250R	09	FORGED HIGH COMP	13.7:1	78	77.98	250		----	901438	903675	901675
CRF 250R	16							----	903343	----	----
CRF 250R	16							----	903344	----	----
CRF 250R	16							----	903345	----	----
CRF 250R	16							----	903346	----	----
CRF 250R	16							----	903347	----	----
CRF 250R	16							----	903348	----	----
CRF 250R	16							----	903349	----	----
CRF 250R	16							----	903350	----	----
CRF 250R	16							----	903351	----	----
CRF 250R	04-07	FORGED REPLICA	12.9:1	78	77.95	250		903354	----	----	----
CRF 250R	04-07	FORGED REPLICA	12.9:1	78	77.96	250		903355	----	----	----
CRF 250R	04-07	FORGED REPLICA	12.9:1	78	77.97	250		903356	----	----	----
CRF 250R	04-07	FORGED HIGH COMP	13.4:1	78	77.95	250		903357	----	----	----
CRF 250R	04-07	FORGED HIGH COMP	13.4:1	78	77.96	250		903358	----	----	----
CRF 250R	04-07	FORGED HIGH COMP	13.4:1	78	77.97	250		903359	----	----	----
CRF 250R	04-07	FORGED REPLICA	12.9:1	78	77.95	250		----	901259	903675	901675
CRF 250R	04-07	FORGED REPLICA	12.9:1	78	77.96	250		----	901260	903675	901675
CRF 250R	04-07	FORGED REPLICA	12.9:1	78	77.98	250		----	901262	903675	901675
CRF 250R	04-07	FORGED HIGH COMP	13.4:1	78	77.95	250		----	901280	903675	901675
CRF 250R	04-07	FORGED HIGH COMP	13.4:1	78	77.96	250		----	901281	903675	901675
CRF 250R	04-07	FORGED HIGH COMP	13.4:1	78	77.97	250		----	901282	903675	901675
CRF 250R	04-07	FORGED HIGH COMP	13.4:1	78	77.98	250		----	901283	903675	901675
CRF 250R	04-09	FORGED BIG BORE	12.9	80	79.96	262	2	----	901072	903676	901675
CRF 250R	04-09	FORGED BIG BORE	12.9:1	84	83.96	289	6	----	901316	903677	901675
CRF 250R	04-09	FORGED BIG BORE	12.9:1	85	84.96	296	7	----	901343	903678	901675
CRF 250R	04-09	FORGED BIG BORE	13.0:1	79	78.96	256	1	----	901412	903679	901675
CRF 250R	04-09	FORGED BIG BORE	13.0:1	79	78.97	256	1	----	901413	903679	901675
CRF 250R	04-09	FORGED BIG BORE	13.0:1	79	78.98	256	1	----	901414	903679	901675
CRF 250R	04-09	FORGED BIG BORE	13.0:1	81	80.96	269	3	----	901451	903680	901675
CRF 250R	04-09	FORGED BIG BORE	13.0:1	81	80.97	269	3	----	901452	903680	901675
CRF 250R	04-09	FORGED BIG BORE	13.0:1	81	80.98	269	3	----	901453	903680	901675
CRF 250R	04-09	FORGED BIG BORE	13.0:1	81	80.99	269	3	----	901779	903680	901675
CRF 250R	04-16	FORGED REPLICA	12.9:1	78	77.97	250		----	901261	903675	901675
CRF 250R	08-09	FORGED REPLICA	0.542	78	77.95	250		903360	----	----	----
CRF 250R	08-09	FORGED REPLICA	0.542	78	77.96	250		903361	----	----	----
CRF 250R	08-09	FORGED REPLICA	0.542	78	77.97	250		903362	----	----	----
CRF 250R	08-09	FORGED HIGH COMP	13.5:1	78	77.95	250		903363	----	----	----
CRF 250R	08-09	FORGED HIGH COMP	13.5:1	78	77.96	250		903364	----	----	----
CRF 250R	08-09	FORGED HIGH COMP	13.5:1	78	77.97	250		903365	----	----	----
CRF 250R	08-09	FORGED REPLICA	0.542	78	77.95	250		----	901389	903675	901675

VERTEX PISTONS

MODEL	YEAR	VERSION	COMP. RATIO	CYLINDER BORE (MM)	PISTON DIAM. (MM)	DIS-PLACEMENT	SIZE OVER STD	TOP END PISTON KIT	PISTON KIT	REPLACE-MENT RING(S)	CIRCLIP
HONDA CONTINUED											
CRF 250R	08-09	FORGED REPLICA	0.542	78	77.96	250		----	901390	903675	901675
CRF 250R	08-09	FORGED REPLICA	0.542	78	77.97	250		----	901391	903675	901675
CRF 250R	08-09	FORGED REPLICA	0.542	78	77.98	250		----	901392	903675	901675
CRF 250R	08-09	FORGED HIGH COMP	13.5:1	78	77.95	250		----	901393	903675	901675
CRF 250R	08-09	FORGED HIGH COMP	13.5:1	78	77.96	250		----	901394	903675	901675
CRF 250R	08-09	FORGED HIGH COMP	13.5:	78	77.97	250		----	901395	903675	901675
CRF 250R	08-09	FORGED HIGH COMP	13.5:1	78	77.98	250		----	901396	903675	901675
CRF 250R	10-13	FORGED REPLICA	13.2:1	76.8	76.76	250		903366	----	----	----
CRF 250R	10-13	FORGED REPLICA	13.2:1	76.8	76.77	250		903367	----	----	----
CRF 250R	10-13	FORGED REPLICA	13.2:1	76.8	76.78	250		903368	----	----	----
CRF 250R	10-13	FORGED HIGH COMP	14.1:1	76.8	76.76	250		903369	----	----	----
CRF 250R	10-13	FORGED HIGH COMP	14.1:1	76.8	76.77	250		903370	----	----	----
CRF 250R	10-13	FORGED HIGH COMP	14.1:1	76.8	76.78	250		903371	----	----	----
CRF 250R	10-13	FORGED REPLICA	13.2:1	76.8	76.76	250		----	901415	903681	901675
CRF 250R	10-13	FORGED REPLICA	13.2:1	76.8	76.77	250		----	901416	903681	901675
CRF 250R	10-13	FORGED REPLICA	13.2:1	76.8	76.78	250		----	901417	903681	901675
CRF 250R	10-13	FORGED HIGH COMP	14.1:1	76.8	76.76	250		----	901482	903681	901675
CRF 250R	10-13	FORGED HIGH COMP	14.1:1	76.8	76.77	250		----	901483	903681	901675
CRF 250R	10-13	FORGED HIGH COMP	14.1:1	76.8	76.78	250		----	901484	903681	901675
CRF 250R	10-13	FORGED BIG BORE	13.5:1	79	78.96	265	1	----	901510	903679	901675
CRF 250R	10-13	FORGED BIG BORE	13.5:1	79	78.97	265	1	----	901511	903679	901675
CRF 250R	10-13	FORGED BIG BORE	13.5:1	79	78.98	265	1	----	901512	903679	901675
CRF 250R	10-13	FORGED HIGH COMP	14.6:1	76.8	76.76	250		----	901775	903681	901778
CRF 250R	10-13	FORGED HIGH COMP	14.6:1	76.8	76.77	250		----	901776	903681	901778
CRF 250R	10-13	FORGED HIGH COMP	14.6:1	76.8	76.78	250		----	901777	903681	901778
CRF 250R	10-13							----	----	----	----
CRF 250R	10-13							----	----	----	----
CRF 250R	10-13							----	----	----	----
CRF 250R	10-15	FORGED BIG BORE	13.2:1	80	79.96	270	3.2	----	901560	903676	901675
CRF 250R	10-15	FORGED BIG BORE	13.2:1	80	79.97	270	3.2	----	901561	903676	901675
CRF 250R	10-15	FORGED BIG BORE	13.2:1	80	79.98	270	3.2	----	901562	903676	901675
CRF 250R	10-15	FORGED BIG BORE	13.2:1	83	82.96	291	6.2	----	----	903682	901675
CRF 250R	10-15	FORGED BIG BORE	13.2:1	83	82.97	291	6.2	----	----	903682	901675
CRF 250R	10-15	FORGED BIG BORE	13.2:1	83	82.98	291	6.2	----	----	903682	901675
CRF 250R	14-15	FORGED REPLICA	13.5:1	76.8	76.76	250		----	903480	903681	901675
CRF 250R	14-15	FORGED REPLICA	13.5:1	76.8	76.77	250		----	903481	903681	901675
CRF 250R	14-15	FORGED REPLICA	13.5:1	76.8	76.78	250		----	903482	903681	901675
CRF 250R	14-15	FORGED HIGH COMP	14.1:1	76.8	76.76	250		----	903483	903681	901675
CRF 250R	14-15	FORGED HIGH COMP	14.1:1	76.8	76.77	250		----	903484	903681	901675
CRF 250R	14-15	FORGED HIGH COMP	14.1:1	76.8	76.78	250		----	903485	903681	901675
CRF 250R	14-15	FORGED HIGH COMP	14.6:1	76.8	76.76	250		----	903486	903681	901675
CRF 250R	14-15	FORGED HIGH COMP	14.6:1	76.8	76.77	250		----	903487	903681	901675
CRF 250R	14-15	FORGED HIGH COMP	14.6:1	76.8	76.78	250		----	903488	903681	901675
CRF 250R	15-16	PRO HIGH COMP	13.9:1	76.8	76.77	250		----	903352	903683	901675
CRF 250R	15-16	FORGED PRO BIG BORE	14.6:1	80	79.97	270	3.2	----	903353	903684	901675
CRF 250X	04-13	FORGED REPLICA	12.9:1	78	77.95	250		903354	----	----	----
CRF 250X	04-13	FORGED REPLICA	12.9:1	78	77.96	250		903355	----	----	----
CRF 250X	04-13	FORGED REPLICA	12.9:1	78	77.97	250		903356	----	----	----
CRF 250X	04-13	FORGED HIGH COMP	13.4:1	78	77.95	250		903357	----	----	----

- accessories
- body
- handlebar & grips
- cables & levers
- exhaust
- engine
- fuel & intake
- electrical & ignition
- clutch
- drive
- bearings
- brakes
- steering & suspension
- tires
- tools & shop

ENGINE

VERTEX PISTONS

MODEL	YEAR	VERSION	COMP. RATIO	CYLINDER BORE (MM)	PISTON DIAM. (MM)	DIS-PLACEMENT	SIZE OVER STD	TOP END PISTON KIT	PISTON KIT	REPLACE-MENT RING(S)	CIRCLIP
HONDA CONTINUED											
CRF 250X	04-13	FORGED HIGH COMP	13.4:1	78	77.96	250		903358	-----	-----	-----
CRF 250X	04-13	FORGED HIGH COMP	13.4:1	78	77.97	250		903359	-----	-----	-----
CRF 250X	04-13	FORGED BIG BORE	12.9:1	84	83.96	289	6	-----	901316	903677	901675
CRF 250X	04-13	FORGED BIG BORE	12.9:1	85	84.96	296	7	-----	901343	903678	901675
CRF 250X	04-13	FORGED REPLIC	12.9:1	78	77.97	250		-----	901261	903675	901675
CRF 250X	04-16	FORGED BIG BORE	12.9	80	79.96	262	2	-----	901072	903676	901675
CRF 250X	04-16	FORGED REPLIC	12.9:1	78	77.95	250		-----	901259	903675	901675
CRF 250X	04-16	FORGED REPLIC	12.9:1	78	77.96	250		-----	901260	903675	901675
CRF 250X	04-16	FORGED REPLIC	12.9:1	78	77.98	250		-----	901262	903675	901675
CRF 250X	04-16	FORGED HIGH COMP	13.4:1	78	77.95	250		-----	901280	903675	901675
CRF 250X	04-16	FORGED HIGH COMP	13.4:1	78	77.96	250		-----	901281	903675	901675
CRF 250X	04-16	FORGED HIGH COMP	13.4:1	78	77.97	250		-----	901282	903675	901675
CRF 250X	04-16	FORGED HIGH COMP	13.4:1	78	77.98	250		-----	901283	903675	901675
CRF 250X	04-16	FORGED BIG BORE	13.0:1	79	78.96	256	1	-----	901412	903679	901675
CRF 250X	04-16	FORGED BIG BORE	13.0:1	79	78.97	256	1	-----	901413	903679	901675
CRF 250X	04-16	FORGED BIG BORE	13.0:1	79	78.98	256	1	-----	901414	903679	901675
CRF 250X	04-16	FORGED BIG BORE	13.0:1	81	80.96	269	3	-----	901451	903680	901675
CRF 250X	04-16	FORGED BIG BORE	13.0:1	81	80.97	269	3	-----	901452	903680	901675
CRF 250X	04-16	FORGED BIG BORE	13.0:1	81	80.98	269	3	-----	901453	903680	901675
CRF 250X	04-16	FORGED BIG BORE	13.0:1	81	80.99	269	3	-----	901779	903680	901675
CRF 450R	02-03	FORGED REPLIC	11.5:1	96	95.95	450		-----	901197	903685	901684
CRF 450R	02-03	FORGED REPLIC	11.5:1	96	95.96	450		-----	901198	903685	901684
CRF 450R	02-03	FORGED REPLIC	11.5:1	96	95.97	450		-----	901199	903685	901684
CRF 450R	02-03	FORGED REPLIC	11.5:1	96	95.98	450		-----	901200	903685	901684
CRF 450R	02-06	FORGED HIGH COMP	12.5:1	96	95.95	450		903372	-----	-----	-----
CRF 450R	02-06	FORGED HIGH COMP	12.5:1	96	95.96	450		903373	-----	-----	-----
CRF 450R	02-06	FORGED HIGH COMP	12.5:1	96	95.97	450		903374	-----	-----	-----
CRF 450R	02-06	FORGED REPLIC	12.1:1	96	95.95	450		903375	-----	-----	-----
CRF 450R	02-06	FORGED REPLIC	12.1:1	96	95.96	450		903376	-----	-----	-----
CRF 450R	02-06	FORGED REPLIC	12.1:1	96	95.96	450		903377	-----	-----	-----
CRF 450R	02-08	FORGED HIGH COMP	12.5:1	96	95.95	450		-----	901216	903685	901684
CRF 450R	02-08	FORGED HIGH COMP	12.5:1	96	95.96	450		-----	901217	903685	901684
CRF 450R	02-08	FORGED HIGH COMP	12.5:1	96	95.97	450		-----	901218	903685	901684
CRF 450R	02-08	FORGED HIGH COMP	12.5:1	96	95.98	450		-----	901219	903685	901684
CRF 450R	02-08	FORGED BIG BORE	12.1:1	100	99.96	488	4	-----	901242	903686	901684
CRF 450R	02-08	FORGED BIG BORE	12.1:1	100	99.97	488	4	-----	901243	903686	901684
CRF 450R	02-08	FORGED BIG BORE	12.1:1	100	99.98	488	4	-----	901244	903686	901684
CRF 450R	02-08	FORGED BIG BORE	12.1:1	100	99.99	488	4	-----	901245	903686	901684
CRF 450R	02-08	FORGED BIG BORE	12.0:1	99	98.96	480	3	-----	901513	903687	901684
CRF 450R	02-08	FORGED BIG BORE	12.0:1	99	98.97	480	3	-----	901514	903687	901684
CRF 450R	02-08	FORGED BIG BORE	12.0:1	99	98.98	480	3	-----	901515	903687	901684
CRF 450R	04-08	FORGED REPLIC	12.1:1	96	95.95	450		-----	901271	903685	901684
CRF 450R	04-08	FORGED REPLIC	12.1:1	96	95.96	450		-----	901272	903685	901684
CRF 450R	04-08	FORGED REPLIC	12.1:1	96	95.96	450		-----	901273	903685	901684
CRF 450R	04-08	FORGED REPLIC	12.1:1	96	95.98	450		-----	901274	903685	901684
CRF 450R	04-08	FORGED REPLIC	12.1:1	96	95.99	450		-----	901275	903685	901684
CRF 450R	07-08	FORGED HIGH COMP	12.5:1	96	95.95	450		903378	-----	-----	-----
CRF 450R	07-08	FORGED HIGH COMP	12.5:1	96	95.96	450		903379	-----	-----	-----
CRF 450R	07-08	FORGED HIGH COMP	12.5:1	96	95.97	450		903380	-----	-----	-----
CRF 450R	07-08	FORGED REPLIC	12.1:1	96	95.95	450		903381	-----	-----	-----

VERTEX PISTONS

MODEL	YEAR	VERSION	COMP. RATIO	CYLINDER BORE (MM)	PISTON DIAM. (MM)	DIS-PLACEMENT	SIZE OVER STD	TOP END PISTON KIT	PISTON KIT	REPLACE-MENT RING(S)	CIRCLIP
HONDA CONTINUED											
CRF 450R	07-08	FORGED REPLIC	12.1:1	96	95.96	450		903382	----	----	----
CRF 450R	07-08	FORGED REPLIC	12.1:1	96	95.96	450		903383	----	----	----
CRF 450R	09-12	FORGED HIGH COMP	12.9:1	96	95.95	450		903384	----	----	----
CRF 450R	09-12	FORGED HIGH COMP	12.9:1	96	95.96	450		903385	----	----	----
CRF 450R	09-12	FORGED HIGH COMP	12.9:1	96	95.97	450		903386	----	----	----
CRF 450R	09-12	FORGED REPLIC	12.0:1	96	95.96	450		----	901399	903688	901684
CRF 450R	09-12	FORGED REPLIC	12.0:1	96	95.96	450		----	901400	903688	901684
CRF 450R	09-12	FORGED REPLIC	12.0:1	96	95.97	450		----	901401	903688	901684
CRF 450R	09-12	FORGED REPLIC	12.0:1	96	95.98	450		----	901402	903688	901684
CRF 450R	09-12	FORGED HIGH COMP	12.9:1	96	95.95	450		----	901403	903688	901684
CRF 450R	09-12	FORGED HIGH COMP	12.9:1	96	95.96	450		----	901404	903688	901684
CRF 450R	09-12	FORGED HIGH COMP	12.9:1	96	95.97	450		----	901405	903688	901684
CRF 450R	09-12	FORGED HIGH COMP	12.9:1	96	95.98	450		----	901406	903688	901684
CRF 450R	09-12	FORGED BIG BORE	12.0:1	99	98.96	480	3	----	901448	903687	901684
CRF 450R	09-12	FORGED BIG BORE	12.0:1	99	98.97	480	3	----	901449	903687	901684
CRF 450R	09-12	FORGED BIG BORE	12.0:1	99	98.98	480	3	----	901450	903687	901684
CRF 450R	09-12	FORGED HIGH COMP	13.6:1	96	95.95	450		----	901792	903688	901791
CRF 450R	09-12	FORGED HIGH COMP	13.6:1	96	95.96	450		----	901793	903688	901791
CRF 450R	09-12	FORGED HIGH COMP	13.6:1	96	95.97	450		----	901794	903688	901791
CRF 450R	13-14	FORGED REPLIC	12.5:1	96	95.95	450		903387	----	----	----
CRF 450R	13-14	FORGED REPLIC	12.5:1	96	95.96	450		903388	----	----	----
CRF 450R	13-14	FORGED REPLIC	12.5:1	96	95.97	450		903389	----	----	----
CRF 450R	13-14	FORGED HIGH COMP	13.2:1	96	95.95	450		903390	----	----	----
CRF 450R	13-14	FORGED HIGH COMP	13.2:1	96	95.96	450		903391	----	----	----
CRF 450R	13-14	FORGED HIGH COMP	13.2:1	96	95.97	450		903392	----	----	----
CRF 450R	13-16	FORGED REPLIC	12.5:1	96	95.95	450		----	901795	903688	901684
CRF 450R	13-16	FORGED REPLIC	12.5:1	96	95.96	450		----	901796	903688	901684
CRF 450R	13-16	FORGED REPLIC	12.5:1	96	95.97	450		----	901797	903688	901684
CRF 450R	13-16	FORGED REPLIC	12.5:1	96	95.98	450		----	901798	903688	901684
CRF 450R	13-16	FORGED HIGH COMP	13.2	96	95.95	450		----	901783	903688	901684
CRF 450R	13-16	FORGED HIGH COMP	13.2	96	95.96	450		----	901784	903688	901684
CRF 450R	13-16	FORGED HIGH COMP	13.2	96	95.97	450		----	901785	903688	901684
CRF 450R	13-16	FORGED HIGH COMP	13.2	96	95.98	450		----	901786	903688	901684
CRF 450R	13-16	FORGED HIGH COMP	13.6:1	96	95.95	450		----	901787	903688	901791
CRF 450R	13-16	FORGED HIGH COMP	13.6:1	96	95.96	450		----	901788	903688	901791
CRF 450R	13-16	FORGED HIGH COMP	13.6:1	96	95.97	450		----	901789	903688	901791
CRF 450R	13-16	FORGED BIG BORE	12.5:1	99	98.96	478	3	----	901780	903687	901684
CRF 450R	13-16	FORGED BIG BORE	12.5:1	99	98.97	478	3	----	901781	903687	901684
CRF 450R	13-16	FORGED BIG BORE	12.5:1	99	98.98	478	3	----	901782	903687	901684
CRF 450X	05-13	FORGED HIGH COMP	12.5:1	96	95.95	450		903393	----	----	----
CRF 450X	05-13	FORGED HIGH COMP	12.5:1	96	95.96	450		903394	----	----	----
CRF 450X	05-13	FORGED HIGH COMP	12.5:1	96	95.97	450		903395	----	----	----
CRF 450X	05-13	FORGED REPLIC	12.1:1	96	95.95	450		903396	----	----	----
CRF 450X	05-13	FORGED REPLIC	12.1:1	96	95.96	450		903397	----	----	----
CRF 450X	05-13	FORGED REPLIC	12.1:1	96	95.96	450		903398	----	----	----
CRF 450X	05-16	FORGED HIGH COMP	12.5:1	96	95.95	450		----	901216	903685	901684
CRF 450X	05-16	FORGED HIGH COMP	12.5:1	96	95.96	450		----	901217	903685	901684
CRF 450X	05-16	FORGED HIGH COMP	12.5:1	96	95.97	450		----	901218	903685	901684
CRF 450X	05-16	FORGED HIGH COMP	12.5:1	96	95.98	450		----	901219	903685	901684
CRF 450X	05-16	FORGED BIG BORE	12.1:1	100	99.96	488	4	----	901242	903686	901684

- accessories
- body
- handlebar & grips
- cables & levers
- exhaust
- engine
- fuel & intake
- electrical & ignition
- clutch
- drive
- bearings
- brakes
- steering & suspension
- tires
- tools & shop

ENGINE

VERTEX PISTONS

MODEL	YEAR	VERSION	COMP. RATIO	CYLINDER BORE (MM)	PISTON DIAM. (MM)	DIS-PLACEMENT	SIZE OVER STD	TOP END PISTON KIT	PISTON KIT	REPLACE-MENT RING(S)	CIRCLIP
HONDA CONTINUED											
CRF 450X	05-16	FORGED BIG BORE	12.1:1	100	99.97	488	4	----	901243	903686	901684
CRF 450X	05-16	FORGED BIG BORE	12.1:1	100	99.98	488	4	----	901244	903686	901684
CRF 450X	05-16	FORGED BIG BORE	12.1:1	100	99.99	488	4	----	901245	903686	901684
CRF 450X	05-16	FORGED REPLIC	12.1:1	96	95.95	450		----	901271	903685	901684
CRF 450X	05-16	FORGED REPLIC	12.1:1	96	95.96	450		----	901272	903685	901684
CRF 450X	05-16	FORGED REPLIC	12.1:1	96	95.96	450		----	901273	903685	901684
CRF 450X	05-16	FORGED REPLIC	12.1:1	96	95.98	450		----	901274	903685	901684
CRF 450X	05-16	FORGED REPLIC	12.1:1	96	95.99	450		----	901275	903685	901684
CRF 450X	05-16	FORGED BIG BORE	12.0:1	99	98.96	480	3	----	901513	903687	901684
CRF 450X	05-16	FORGED BIG BORE	12.0:1	99	98.97	480	3	----	901514	903687	901684
CRF 450X	05-16	FORGED BIG BORE	12.0:1	99	98.98	480	3	----	901515	903687	901684
RS 125	03-09							----	903489	----	----
XR 400R	96-04	CAST REPLIC	9.3:1	85	84.97	400		----	901249	903689	901683
XR 400R	96-04	CAST REPLIC	9.3:1	85.5	85.47	401	0.5	----	901077	903690	901683
XR 400R	96-04	CAST REPLIC	9.3:1	86	85.97	406	1	----	901078	903691	901683
HUSABERG											
FE 250	14	FORGED REPLIC	13.9/ 12.8	78	77.96	250		----	901812	903675	901778
FE 250	14	FORGED REPLIC	13.9/ 12.8	78	77.97	250		----	901813	903675	901778
FE 250	14	FORGED REPLIC	13.9/ 12.8	78	77.98	250		----	901814	903675	901778
FE 250	14	FORGED HIGH COMP	14.3/ 13.2	78	77.96	250		----	901805	903675	901778
FE 250	14	FORGED HIGH COMP	14.3/ 13.2	78	77.97	250		----	901806	903675	901778
FE 250	14	FORGED HIGH COMP	14.3/ 13.2	78	77.98	250		----	901807	903675	901778
FE 250	14	FORGED BIG BORE	13.9/ 12.8	81	80.96	270	3	----	901856	903680	901778
FE 250	14	FORGED BIG BORE	13.9/ 12.8	81	80.97	270	3	----	901857	903680	901778
FE 250	14	FORGED BIG BORE	13.9/ 12.8	81	80.98	270	3	----	901858	903680	901778
FE 250	14	FORGED HIGH COMP	14.5/ 13.4	78	77.97	250		----	901809	903675	901778
FE 250	14	FORGED HIGH COMP	14.5/ 13.4	78	77.98	250		----	901810	903675	901778
FE 350	14	FORGED REPLIC	13.5/ 12.8	88	87.96	350		----	901550	903701	901687
FE 350	14	FORGED REPLIC	13.5/ 12.8	88	87.97	350		----	901799	903701	901687
FE 350	14	FORGED REPLIC	13.5/ 12.8	88	87.98	350		----	901800	903701	901687
FE 350	14	FORGED REPLIC	12.3:1	88	87.96	350		----	901801	903701	901687
FE 350	14	FORGED REPLIC	12.3:1	88	87.97	350		----	901802	903701	901687
FE 350	14	FORGED REPLIC	12.3:1	88	87.98	350		----	901803	903701	901687
FE 450E	14	FORGED REPLIC	11.8:1	95	94.95	450		----	901877	903702	901791
FE 450E	14	FORGED REPLIC	11.8:1	95	94.96	450		----	901878	903702	901791
FE 450E	14	FORGED REPLIC	11.8:1	95	94.97	450		----	901879	903702	901791
FE 450E	14	FORGED HIGH COMP	12.3:1	95	94.95	450		----	901874	903702	901791
FE 450E	14	FORGED HIGH COMP	12.3:1	95	94.96	450		----	901875	903702	901791

VERTEX PISTONS

MODEL	YEAR	VERSION	COMP. RATIO	CYLINDER BORE (MM)	PISTON DIAM. (MM)	DIS-PLACEMENT	SIZE OVER STD	TOP END PISTON KIT	PISTON KIT	REPLACE-MENT RING(S)	CIRCLIP
HUSABERG CONTINUED											
FE 450E	14	FORGED HIGH COMP	12.3:1	95	94.97	450		----	901876	903702	901791
FE 450E	09-10	FORGED BIG BORE	11.9:1	102	101.95	518	7	----	901354	903703	901684
TE 125	12-14	CAST REPLIC	STD	54	53.94	125		----	901849	901116	901680
TE 125	12-14	CAST REPLIC	STD	54	53.95	125		----	903497	901116	901680
TE 250	11-14	CAST REPLIC	STD	66.4	66.34	250		----	901537	901118	901673
TE 250	11-14	CAST REPLIC	STD	66.4	66.35	250		----	901538	901118	901673
TE 300	11-14	CAST REPLIC	STD	72	71.94	300		----	901817	901106	901673
TE 300	11-14	CAST REPLIC	STD	72	71.95	300		----	901356	901106	901673
TE 300	11-14	CAST REPLIC	STD	72	71.96	300		----	901818	901106	901673
HUSQVARNA											
CR 125	97-13	CAST REPLIC		54	53.95	125		----	901177	901581	901680
CR 250	98-13	CAST REPLIC		66.4	66.35	250		----	901178	901103	901682
FC 250	14-15	FORGED REPLIC	13.9/ 12.8	78	77.96	250		----	901812	903675	901778
FC 250	14-15	FORGED REPLIC	13.9/ 12.8	78	77.97	250		----	901813	903675	901778
FC 250	14-15	FORGED REPLIC	13.9/ 12.8	78	77.98	250		----	901814	903675	901778
FC 250	14-15	FORGED HIGH COMP	14.3/ 13.2	78	77.96	250		----	901805	903675	901778
FC 250	14-15	FORGED HIGH COMP	14.3/ 13.2	78	77.97	250		----	901806	903675	901778
FC 250	14-15	FORGED HIGH COMP	14.3/ 13.2	78	77.98	250		----	901807	903675	901778
FC 250	14-15	FORGED BIG BORE	13.9/ 12.8	81	80.96	270	3	----	901856	903680	901778
FC 250	14-15	FORGED BIG BORE	13.9/ 12.8	81	80.97	270	3	----	901857	903680	901778
FC 250	14-15	FORGED BIG BORE	13.9/ 12.8	81	80.98	270	3	----	901858	903680	901778
FC 250	14-15	FORGED HIGH COMP	14.5/ 13.4	78	77.96	250		----	901808	903675	901778
FC 250	14-15	FORGED HIGH COMP	14.5/ 13.4	78	77.97	250		----	901809	903675	901778
FC 250	14-15	FORGED HIGH COMP	14.5/ 13.4	78	77.98	250		----	901810	903675	901778
FC 350	14-15	FORGED BIG BORE	13.5:1	90	89.96	366	2	----	901566	903706	901687
FC 350	14-15	FORGED BIG BORE	13.5:1	90	89.97	366	2	----	901861	903706	901687
FC 350	14-15	FORGED BIG BORE	13.5:1	90	89.98	366	2	----	901862	903706	901687
FC 350	14-15	FORGED REPLIC	13.6:1	88	87.96	350		----	901871	903701	901687
FC 350	14-15	FORGED REPLIC	13.6:1	88	87.97	350		----	901872	903701	901687
FC 350	14-15	FORGED REPLIC	13.6:1	88	87.98	350		----	901873	903701	901687
FC 350	14-15	FORGED HIGH COMP	14.1:1	88	87.96	350		----	901863	903701	901687
FC 350	14-15	FORGED HIGH COMP	14.1:1	88	87.97	350		----	901864	903701	901687
FC 350	14-15	FORGED HIGH COMP	14.1:1	88	87.98	350		----	901865	903701	901687
FC 450	14-15	FORGED REPLIC	12.6:1	95	94.95	450		----	901886	903702	901684
FC 450	14-15	FORGED REPLIC	12.6:1	95	94.96	450		----	901887	903702	901684
FC 450	14-15	FORGED REPLIC	12.6:1	95	94.97	450		----	901888	903702	901684
FC 450	14-15	FORGED HIGH COMP	13.2:1	95	94.95	450		----	901880	903707	901684
FC 450	14-15	FORGED HIGH COMP	13.2:1	95	94.96	450		----	901881	903707	901684
FC 450	14-15	FORGED HIGH COMP	13.2:1	95	94.97	450		----	901882	903707	901684
FC 450	14-15	FORGED HIGH COMP	13.5:1	95	94.95	450		----	901883	903707	901684

- accessories
- body
- handlebar & grips
- cables & levers
- exhaust
- engine
- fuel & intake
- electrical & ignition
- clutch
- drive
- bearings
- brakes
- steering & suspension
- tires
- tools & shop

ENGINE

VERTEX PISTONS

MODEL	YEAR	VERSION	COMP. RATIO	CYLINDER BORE (MM)	PISTON DIAM. (MM)	DIS-PLACEMENT	SIZE OVER STD	TOP END PISTON KIT	PISTON KIT	REPLACE-MENT RING(S)	CIRCLIP
HUSQVARNA CONTINUED											
FC 450	14-15	FORGED HIGH COMP	13.5:1	95	94.96	450		----	901884	903707	901684
FC 450	14-15	FORGED HIGH COMP	13.5:1	95	94.97	450		----	901885	903707	901684
FE 250	14-16	FORGED REPLICA	13.9/ 12.8	78	77.96	250		----	901812	903675	901778
FE 250	14-16	FORGED REPLICA	13.9/ 12.8	78	77.97	250		----	901813	903675	901778
FE 250	14-16	FORGED REPLICA	13.9/ 12.8	78	77.98	250		----	901814	903675	901778
FE 250	14-16	FORGED HIGH COMP	14.3/ 13.2	78	77.96	250		----	901805	903675	901778
FE 250	14-16	FORGED HIGH COMP	14.3/ 13.2	78	77.97	250		----	901806	903675	901778
FE 250	14-16	FORGED HIGH COMP	14.3/ 13.2	78	77.98	250		----	901807	903675	901778
FE 250	14-16	FORGED BIG BORE	13.9/ 12.8	81	80.96	270	3	----	901856	903680	901778
FE 250	14-16	FORGED BIG BORE	13.9/ 12.8	81	80.97	270	3	----	901857	903680	901778
FE 250	14-16	FORGED BIG BORE	13.9/ 12.8	81	80.98	270	3	----	901858	903680	901778
FE 250	14-16	FORGED HIGH COMP	14.5/ 13.4	78	77.96	250		----	901808	903675	901778
FE 250	14-16	FORGED HIGH COMP	14.5/ 13.4	78	77.97	250		----	901809	903675	901778
FE 250	14-16	FORGED HIGH COMP	14.5/ 13.4	78	77.98	250		----	901810	903675	901778
FE 350	14-16	FORGED REPLICA	13.5/ 12.8	88	87.96	350		----	901550	903701	901687
FE 350	14-16	FORGED REPLICA	13.5/ 12.8	88	87.97	350		----	901799	903701	901687
FE 350	14-16	FORGED REPLICA	13.5/ 12.8	88	87.98	350		----	901800	903701	901687
FE 350	14-16	FORGED BIG BORE	13.5:1	90	89.96	366	2	----	901566	903706	901687
FE 350	14-16	FORGED BIG BORE	13.5:1	90	89.97	366	2	----	901861	903706	901687
FE 350	14-16	FORGED BIG BORE	13.5:1	90	89.98	366	2	----	901862	903706	901687
FE 350	14-16	FORGED REPLICA	12.3:1	88	87.96	350		----	901801	903701	901687
FE 350	14-16	FORGED REPLICA	12.3:1	88	87.97	350		----	901802	903701	901687
FE 350	14-16	FORGED REPLICA	12.3:1	88	87.98	350		----	901803	903701	901687
FE 450	14-16	FORGED REPLICA	11.8:1	95	94.95	450		----	901877	903702	901791
FE 450	14-16	FORGED REPLICA	11.8:1	95	94.96	450		----	901878	903702	901791
FE 450	14-16	FORGED REPLICA	11.8:1	95	94.97	450		----	901879	903702	901791
FE 450	14-16	FORGED HIGH COMP	12.3:1	95	94.95	450		----	901874	903702	901791
FE 450	14-16	FORGED HIGH COMP	12.3:1	95	94.96	450		----	901875	903702	901791
FE 450	14-16	FORGED HIGH COMP	12.3:1	95	94.97	450		----	901876	903702	901791
FE 501	14-16	FORGED REPLICA	11.8:1	95	94.95	510		----	901891	903702	901791
FE 501	14-16	FORGED REPLICA	11.8:1	95	94.96	510		----	901892	903702	901791
FE 501	14-16	FORGED REPLICA	11.8:1	95	94.97	510		----	901893	903702	901791
SM 125	97-13	CAST REPLICA		54	53.95	125		----	901177	901581	901680
TC 125	14-16	CAST RACE		54	53.94	125		----	903498	901116	903782
TC 125	14-16	CAST RACE		54	53.95	125		----	901848	901116	901680
TC 125	14-16	CAST REPLICA	STD	54	53.94	125		----	901849	901116	901680
TC 125	14-16	CAST REPLICA	STD	54	53.95	125		----	903497	901116	901680
TC 250	09-11	CAST REPLICA	13.6:1	79	78.96	250		----	901516	903679	901674

VERTEX PISTONS

MODEL	YEAR	VERSION	COMP. RATIO	CYLINDER BORE (MM)	PISTON DIAM. (MM)	DIS-PLACEMENT	SIZE OVER STD	TOP END PISTON KIT	PISTON KIT	REPLACE-MENT RING(S)	CIRCLIP
HUSQVARNA CONTINUED											
TC 250	09-11	FORGED HIGH COMP	0.584	79	78.96	250		----	901517	903679	901674
TC 250	12-13	FORGED REPLICIA	13.5:1	79	78.96	250		----	901815	903679	901686
TC 250	12-13	FORGED HIGH COMP		79	78.96	250		----	901811	903679	901686
TC 250	14-16	CAST REPLICIA	STD	66.4	66.34	250		----	901537	901118	901673
TC 250	14-16	CAST REPLICIA	STD	66.4	66.35	250		----	901538	901118	901673
TC 85	14-16	CAST REPLICIA	STD	47	46.94	85		----	901897	901567	901674
TC 85	14-16	CAST REPLICIA	STD	47	46.95	85		----	901331	901567	901674
TC 85	14-16	CAST REPLICIA	STD	47	46.96	85		----	901898	901567	901674
TE 125	14-16	CAST RACE		54	53.94	125		----	903498	901116	903782
TE 125	14-16	CAST RACE		54	53.95	125		----	901848	901116	901680
TE 125	14-16	CAST REPLICIA	STD	54	53.94	125		----	901849	901116	901680
TE 125	14-16	CAST REPLICIA	STD	54	53.95	125		----	903497	901116	901680
TE 250	13	FORGED REPLICIA	13.5:1	79	78.96	250		----	901815	903679	901686
TE 250	13	FORGED HIGH COMP		79	78.96	250		----	901811	903679	901686
TE 250	10-12	CAST REPLICIA	13.6:1	79	78.96	250		----	901516	903679	901674
TE 250	10-12	FORGED HIGH COMP	0.584	79	78.96	250		----	901517	903679	901674
TE 250	14-16	CAST REPLICIA	STD	66.4	66.34	250		----	901537	901118	901673
TE 250	14-16	CAST REPLICIA	STD	66.4	66.35	250		----	901538	901118	901673
TE 300	14-16	CAST REPLICIA	STD	72	71.94	300		----	901817	901106	901673
TE 300	14-16	CAST REPLICIA	STD	72	71.95	300		----	901356	901106	901673
TE 300	14-16	CAST REPLICIA	STD	72	71.96	300		----	901818	901106	901673
WR 125	97-13	CAST REPLICIA		54	53.95	125		----	901177	901581	901680
WR 250	98-13	CAST REPLICIA		66.4	66.35	250		----	901178	901103	901682
WR 300	08-13	CAST REPLICIA		72	71.95	250		----	901407	901106	901673
KAWASAKI											
KLX 400	03-04	FORGED REPLICIA	11.3:1	90	89.96	400		903399	----	----	----
KLX 400	03-04	FORGED REPLICIA	11.3:1	90	89.97	400		903400	----	----	----
KLX 400	03-04	FORGED REPLICIA	11.3:1	90	89.98	400		903401	----	----	----
KLX 400	03-04	FORGED BIG BORE	11.3:1	91	90.96	407	1	----	901249	903656	901683
KLX 400	03-04	FORGED BIG BORE	11.3:1	92	91.96	416	2	----	901250	903657	901683
KLX 400	03-04	FORGED REPLICIA	11.3:1	90	89.96	400		----	901232	903658	901683
KLX 400	03-04	FORGED REPLICIA	11.3:1	90	89.97	400		----	901233	903658	901683
KLX 400	03-04	FORGED REPLICIA	11.3:1	90	89.98	400		----	901234	903658	901683
KLX 400	03-04	FORGED BIG BORE	11.3:1	94	93.95	440	4	----	901445	903659	901683
KLX 400	03-04	FORGED BIG BORE	11.3:1	94	93.96	440	4	----	901446	903659	901683
KLX 400	03-04	FORGED BIG BORE	11.3:1	94	93.97	440	4	----	901447	903659	901683
KLX 400	03-04	FORGED BIG BORE	11.3:1	94	93.98	440	4	----	901712	903659	901683
KLX 400	03-04	FORGED HIGH COMP	13.5:1	90	89.95	400		----	901469	903658	901683
KLX 400	03-04	FORGED HIGH COMP	13.5:1	90	89.96	400		----	901470	903658	901683
KLX 400	03-04	FORGED HIGH COMP	13.5:1	90	89.97	400		----	901471	903658	901683
KLX 400	03-04	FORGED STROKER	11.3:1	90	89.94	430		----	901518	903658	901683
KLX 400	03-04	FORGED STROKER	11.3:1	92	91.96	450	2	----	901539	903660	901683
KLX 450R	08-10	FORGED REPLICIA	0.501	96	95.96	450		----	901321	903685	901684
KLX 450R	08-10	FORGED HIGH COMP	0.542	96	95.96	450		----	901323	903685	901684
KX 100	98-13	CAST REPLICIA		52.5	52.45	99	STD	903039	----	----	----
KX 100	98-13	CAST REPLICIA	STD	52.5	52.44	99		----	901520	901098	901674
KX 100	99-13	CAST REPLICIA	STD	53	52.94	101	0.5	----	901521	901099	901674
KX 100	99-13	CAST BIG BORE	STD	54.5	54.44	107	2	----	901522	901100	901674
KX 100	99-16	FORGED RACE	STD	53	52.94	101	0.5	----	901525	901099	901674

- accessories
- body
- handlebar & grips
- cables & levers
- exhaust
- engine
- fuel & intake
- electrical & ignition
- clutch
- drive
- bearings
- brakes
- steering & suspension
- tires
- tools & shop

ENGINE

VERTEX PISTONS

MODEL	YEAR	VERSION	COMP. RATIO	CYLINDER BORE (MM)	PISTON DIAM. (MM)	DIS-PLACEMENT	SIZE OVER STD	TOP END PISTON KIT	PISTON KIT	REPLACE-MENT RING(S)	CIRCLIP
KAWASAKI CONTINUED											
KX 100	99-16	FORGED BIG BORE	STD	54.5	54.44	107	2	----	901526	901100	901674
KX 100	99-16	FORGED RACE	STD	52.5	52.44	100		----	903304	901098	901674
KX 125	94	CAST REPLIC	STD	54	53.96	125		----	901147	901581	901680
KX 125	92-93	CAST REPLIC	STD	54	53.96	125		----	901148	901581	901675
KX 125	95-00	CAST RACE	STD	54	53.96	125		----	901162	901581	901680
KX 125	01-02	CAST REPLIC	STD	54	53.96	125		----	901185	901581	901680
KX 125	03-05	CAST REPLIC	STD	54	53.96	125		903040	----	----	----
KX 125	03-08	CAST REPLIC	STD	54	53.96	125		----	901276	901581	901680
KX 250	04	CAST REPLIC	STD	66.4	66.36	250		903134	----	----	----
KX 250	92-97	CAST REPLIC	STD	66.4	66.36	250		----	901146	901103	901682
KX 250	98-01	CAST REPLIC	STD	66.4	66.36	250		903042	----	----	----
KX 250	98-01	CAST REPLIC	STD	66.4	66.36	250		----	901168	901103	901682
KX 250	02-03	CAST REPLIC	STD	66.4	66.36	250		903043	----	----	----
KX 250	02-04	CAST REPLIC	STD	66.4	66.36	250		----	901186	901103	901682
KX 250	05-08	CAST REPLIC	STD	66.4	66.36	250		903044	----	----	----
KX 250	05-08	CAST REPLIC	STD	66.4	66.36	250		----	901291	901103	901682
KX 250F	09	FORGED REPLIC	13.5:1	77	76.95	250		903402	----	----	----
KX 250F	09	FORGED REPLIC	13.5:1	77	76.96	250		903403	----	----	----
KX 250F	09	FORGED REPLIC	13.5:1	77	76.97	250		903404	----	----	----
KX 250F	10	FORGED REPLIC	13.2:1	77	76.95	250		903405	----	----	----
KX 250F	10	FORGED REPLIC	13.2:1	77	76.96	250		903406	----	----	----
KX 250F	10	FORGED REPLIC	13.2:1	77	76.97	250		903407	----	----	----
KX 250F	10	FORGED REPLIC	13.2:1	77	76.95	250		----	901502	903713	901675
KX 250F	10	FORGED REPLIC	13.2:1	77	76.96	250		----	901503	903713	901675
KX 250F	10	FORGED REPLIC	13.2:1	77	76.97	250		----	901504	903713	901675
KX 250F	10	FORGED REPLIC	13.2:1	77	76.98	250		----	901505	903713	901675
KX 250F	10	FORGED HIGH COMP	13.8:1	77	76.95	250		----	901506	903713	901675
KX 250F	10	FORGED HIGH COMP	13.8:1	77	76.96	250		----	901507	903713	901675
KX 250F	10	FORGED HIGH COMP	13.8:1	77	76.97	250		----	901508	903713	901675
KX 250F	10	FORGED HIGH COMP	13.8:1	77	76.98	250		----	901509	903713	901675
KX 250F	10	FORGED BIG BORE		80	79.96	269	3	----	901819	903676	901675
KX 250F	10	FORGED BIG BORE		80	79.97	269	3	----	901820	903676	901675
KX 250F	10	FORGED BIG BORE		80	79.98	269	3	----	901821	903676	901675
KX 250F	04-05	FORGED REPLIC	12.6:1	77	76.95	250		----	901255	903713	901675
KX 250F	04-05	FORGED REPLIC	12.6:1	77	76.96	250		----	901256	903713	901675
KX 250F	04-05	FORGED REPLIC	12.6:1	77	76.97	250		----	901257	903713	901675
KX 250F	04-05	FORGED REPLIC	12.6:1	77	76.98	250		----	901258	903713	901675
KX 250F	04-06	FORGED HIGH COMP	13.4:1	77	76.95	250		----	901284	903713	901675
KX 250F	04-06	FORGED HIGH COMP	13.4:1	77	76.96	250		----	901285	903713	901675
KX 250F	04-06	FORGED HIGH COMP	13.4:1	77	76.97	250		----	901286	903713	901675
KX 250F	04-06	FORGED HIGH COMP	13.4:1	77	76.98	250		----	901287	903713	901675
KX 250F	04-06	FORGED HIGH COMP	13.4:1	77	76.99	250		----	901288	903713	901675
KX 250F	04-09	FORGED BIG BORE	12.6:1	79	78.96	263	2	----	901254	903679	901675
KX 250F	04-09	FORGED BIG BORE	12.6:1	84	83.96	300	7	----	901315	903677	901675
KX 250F	04-09	FORGED BIG BORE	12.6:1	83	82.96	290	6	----	901324	903682	901675
KX 250F	04-09	FORGED BIG BORE	12.6:1	80	79.96	269	3	----	901383	903676	901675
KX 250F	04-09	FORGED BIG BORE	12.6:1	80	79.97	269	3	----	901384	903676	901675
KX 250F	04-09	FORGED BIG BORE	12.6:1	80	79.98	269	3	----	901385	903676	901675
KX 250F	06-08	FORGED REPLIC	13.5:1	77	76.95	250		903408	----	----	----
KX 250F	06-08	FORGED REPLIC	13.5:1	77	76.96	250		903409	----	----	----

VERTEX PISTONS

MODEL	YEAR	VERSION	COMP. RATIO	CYLINDER BORE (MM)	PISTON DIAM. (MM)	DIS-PLACEMENT	SIZE OVER STD	TOP END PISTON KIT	PISTON KIT	REPLACE-MENT RING(S)	CIRCLIP
KAWASAKI CONTINUED											
KX 250F	06-08	FORGED REPLIC	13.5:1	77	76.97	250		903410	----	----	----
KX 250F	06-09	FORGED REPLIC	13.5:1	77	76.95	250		----	901325	903713	901675
KX 250F	06-09	FORGED REPLIC	13.5:1	77	76.96	250		----	901326	903713	901675
KX 250F	06-09	FORGED REPLIC	13.5:1	77	76.97	250		----	901327	903713	901675
KX 250F	06-09	FORGED REPLIC	13.5:1	77	76.98	250		----	901328	903713	901675
KX 250F	08-09	FORGED HIGH COMP	13.9:1	77	76.95	250		----	901408	903713	901675
KX 250F	08-09	FORGED HIGH COMP	13.9:1	77	76.96	250		----	901409	903713	901675
KX 250F	08-09	FORGED HIGH COMP	13.9:1	77	76.97	250		----	901410	903713	901675
KX 250F	08-09	FORGED HIGH COMP	13.9:1	77	76.98	250		----	901411	903713	901675
KX 250F	11-14	FORGED REPLIC	13.2:1	77	76.95	250		903411	----	----	----
KX 250F	11-14	FORGED REPLIC	13.2:1	77	76.96	250		903412	----	----	----
KX 250F	11-14	FORGED REPLIC	13.2:1	77	76.97	250		903413	----	----	----
KX 250F	11-14	FORGED HIGH COMP	13.9:1	77	76.95	250		903414	----	----	----
KX 250F	11-14	FORGED HIGH COMP	13.9:1	77	76.96	250		903415	----	----	----
KX 250F	11-14	FORGED HIGH COMP	13.9:1	77	76.97	250		903416	----	----	----
KX 250F	11-14	FORGED REPLIC	13.5:1	77	76.95	250		----	901552	903713	901675
KX 250F	11-14	FORGED REPLIC	13.5:1	77	76.96	250		----	901553	903713	901675
KX 250F	11-14	FORGED REPLIC	13.5:1	77	76.97	250		----	901554	903713	901675
KX 250F	11-14	FORGED REPLIC	13.5:1	77	76.98	250		----	901555	903713	901675
KX 250F	11-14	FORGED HIGH COMP	14.2:1	77	76.95	250		----	901556	903713	901675
KX 250F	11-14	FORGED HIGH COMP	14.2:1	77	76.96	250		----	901557	903713	901675
KX 250F	11-14	FORGED HIGH COMP	14.2:1	77	76.97	250		----	901558	903713	901675
KX 250F	11-14	FORGED BIG BORE	13.5:1	80	79.95	269	3	----	901563	903676	901675
KX 250F	11-14	FORGED BIG BORE	13.5:1	80	79.96	269	3	----	901564	903676	901675
KX 250F	11-14	FORGED BIG BORE	13.5:1	80	79.97	269	3	----	901565	903676	901675
KX 250F	11-14	FORGED HIGH COMP	14.5:1	77	76.95	250		----	901822	903713	901778
KX 250F	11-14	FORGED HIGH COMP	14.5:1	77	76.96	250		----	901823	903713	901778
KX 250F	11-14	FORGED HIGH COMP	14.5:1	77	76.97	250		----	901824	903713	901778
KX 250F	15-16	FORGED REPLIC		77	76.95	250		----	903516	903713	901675
KX 250F	15-16	FORGED REPLIC		77	76.96	250		----	903517	903713	901675
KX 250F	15-16	FORGED REPLIC		77	76.97	250		----	903518	903713	901675
KX 250F	15-16	FORGED HIGH COMP		77	76.95	250		----	903519	903713	901675
KX 250F	15-16	FORGED HIGH COMP		77	76.96	250		----	903520	903713	901675
KX 250F	15-16	FORGED HIGH COMP		77	76.97	250		----	903521	903713	901675
KX 250F	15-16	FORGED HIGH COMP		77	76.95	250		----	903522	903713	901675
KX 250F	15-16	FORGED HIGH COMP		77	76.96	250		----	903523	903713	901675
KX 250F	15-16	FORGED HIGH COMP		77	76.97	250		----	903524	903713	901675
KX 250F	15-16	FORGED BIG BORE	13.8:1	80	79.95	269	3	----	903525	903676	----
KX 250F	15-16	FORGED BIG BORE	13.8:1	80	79.96	269	3	----	903526	903676	----
KX 250F	15-16	FORGED BIG BORE	13.8:1	80	79.97	269	3	----	903527	903676	----
KX 450F	15	FORGED REPLIC		96	95.96	450		----	903528	903685	901791
KX 450F	15	FORGED REPLIC		96	95.97	450		----	903529	903685	901791
KX 450F	15	FORGED REPLIC		96	95.98	450		----	903530	903685	901791
KX 450F	15	FORGED HIGH COMP		96	95.96	450		----	903531	903685	901791
KX 450F	15	FORGED HIGH COMP		96	95.97	450		----	903532	903685	901791
KX 450F	15	FORGED HIGH COMP		96	95.98	450		----	903533	903685	901791
KX 450F	15	FORGED HIGH COMP		96	95.96	450		----	903534	903685	901791
KX 450F	15	FORGED HIGH COMP		96	95.97	450		----	903535	903685	901791
KX 450F	15	FORGED HIGH COMP		96	95.98	450		----	903536	903685	901791
KX 450F	06-08	FORGED REPLIC	0.501	96	95.96	450		----	901321	903685	901684

- accessories
- body
- handlebar & grips
- cables & levers
- exhaust
- engine
- fuel & intake
- electrical & ignition
- clutch
- drive
- bearings
- brakes
- steering & suspension
- tires
- tools & shop

ENGINE

VERTEX PISTONS

MODEL	YEAR	VERSION	COMP. RATIO	CYLINDER BORE (MM)	PISTON DIAM. (MM)	DIS-PLACEMENT	SIZE OVER STD	TOP END PISTON KIT	PISTON KIT	REPLACE-MENT RING(S)	CIRCLIP
KAWASAKI CONTINUED											
KX 450F	06-08	FORGED HIGH COMP	0.542	96	95.96	450		----	901323	903685	901684
KX 450F	09-12	FORGED REPLICA	12.5:1	96	95.96	450		----	901397	903685	901684
KX 450F	09-12	FORGED REPLICA	12.5:1	96	95.97	450		----	901837	903685	901684
KX 450F	09-12	FORGED REPLICA	12.5:1	96	95.98	450		----	901838	903685	901684
KX 450F	09-12	FORGED REPLICA	12.5:1	96	95.99	450		----	901839	903685	901684
KX 450F	09-12	FORGED HIGH COMP	13.2:1	96	95.96	450		----	901398	903685	901684
KX 450F	09-12	FORGED HIGH COMP	13.2:1	96	95.97	450		----	901825	903685	901684
KX 450F	09-12	FORGED HIGH COMP	13.2:1	96	95.98	450		----	901826	903685	901684
KX 450F	09-15	FORGED BIG BORE	12.5:1	98	97.95	469	2	----	903537	903714	901791
KX 450F	09-15	FORGED BIG BORE	12.5:1	98	97.96	469	2	----	903538	903714	901791
KX 450F	09-15	FORGED BIG BORE	12.5:1	98	97.97	469	2	----	903539	903714	901791
KX 450F	11-12	FORGED HIGH COMP	13.8:1	96	95.96	450		----	901827	903685	901791
KX 450F	11-12	FORGED HIGH COMP	13.8:1	96	95.97	450		----	901828	903685	901791
KX 450F	11-12	FORGED HIGH COMP	13.8:1	96	95.98	450		----	901829	903685	901791
KX 450F	13-14	FORGED HIGH COMP	13.6:1	96	95.96	450		----	901830	903685	901684
KX 450F	13-14	FORGED HIGH COMP	13.6:1	96	95.97	450		----	901831	903685	901684
KX 450F	13-14	FORGED HIGH COMP	13.6:1	96	95.98	450		----	901832	903685	901684
KX 450F	13-14	FORGED HIGH COMP	13.6:1	96	95.99	450		----	901833	903685	901684
KX 450F	13-14	FORGED HIGH COMP	13.8:1	96	95.96	450		----	901834	903685	901791
KX 450F	13-14	FORGED HIGH COMP	13.8:1	96	95.98	450		----	901835	903685	901791
KX 450F	13-14	FORGED HIGH COMP	13.8:1	96	95.98	450		----	901836	903685	901791
KX 450F	13-14, 16	FORGED REPLICA	12.5:1	96	95.96	450		----	901840	903685	901684
KX 450F	13-14, 16	FORGED REPLICA	12.5:1	96	95.97	450		----	901841	903685	901684
KX 450F	13-14, 16	FORGED REPLICA	12.5:1	96	95.98	450		----	901842	903685	901684
KX 450F	13-14, 16	FORGED REPLICA	12.5:1	96	95.99	450		----	901843	903685	901684
KX 65	00-11	CAST REPLICA		44.5	44.45	65		903060	----	----	----
KX 65	00-16	CAST BIG BORE		46.5	46.45	70	2	----	901071	901094	901677
KX 65	00-16	CAST REPLICA		44.5	44.45	65		----	901203	901845	901677
KX 65	00-16	CAST REPLICA		44.5	44.47	65		----	901844	901093	901677
KX 80	92-00	CAST REPLICA	0	48	47.94	82		----	901166	901095	901674
KX 85	01-13	CAST REPLICA	STD	48.5	48.45	85		903061	----	----	----
KX 85	01-13	CAST BIG BORE	STD	50.5	50.45	92	2	----	901069	901097	901674
KX 85	01-13	CAST REPLICA	STD	48.5	48.45	85		----	901187	901096	901674
KX 85	01-16	FORGED RACE		48.5	48.45	85		----	901540	901096	901674
KTM											
105 SX	04-11	CAST REPLICA	STD	52	51.95	105		903062	----	----	----
105 SX	04-11	CAST REPLICA	STD	52	51.95	105		----	901266	901576	901674
105 SX	04-11	CAST REPLICA	STD	52	51.96	105		----	901846	901576	901674
105 SX	04-16	CAST STROKER	STD	52	51.95	112		----	903329	901576	901674
105 SX	04-16	CAST STROKER	STD	52	51.96	112		----	903330	901576	901674
125 EXC	01	CAST REPLICA	STD	54	53.94	125		903417	----	----	----
125 EXC	94-97	CAST REPLICA	STD	54.25	54.2	125		----	901155	901583	901680
125 EXC	98-00	CAST REPLICA	STD	54.25	54.2	125		----	901169	901583	901680
125 EXC	01-14	CAST RACE		54	53.94	125		----	903498	901116	903782
125 EXC	01-14	CAST RACE		54	53.95	125		----	901848	901116	901680
125 EXC	01-14	CAST REPLICA	STD	54	53.94	125		----	901849	901116	901680

VERTEX PISTONS

MODEL	YEAR	VERSION	COMP. RATIO	CYLINDER BORE (MM)	PISTON DIAM. (MM)	DIS-PLACEMENT	SIZE OVER STD	TOP END PISTON KIT	PISTON KIT	REPLACE-MENT RING(S)	CIRCLIP
KTM CONTINUED											
125 EXC	01-14	CAST REPLICA	STD	54	53.95	125		----	903497	901116	901680
125 EXC	02-06	CAST REPLICA	STD	54	53.94	125		903418	----	----	----
125 EXC	07-11	CAST REPLICA	STD	54	53.94	125		903419	----	----	----
125 EXC	07-14	CAST BIG BORE		58	57.95	135	4	----	901847	901585	901680
125 SX	01	CAST REPLICA	STD	54	53.94	125		903417	----	----	----
125 SX	87-93	CAST REPLICA	STD	54.25	54.2	125		----	901149	901583	901680
125 SX	94-97	CAST REPLICA	STD	54.25	54.2	125		----	901155	901583	901680
125 SX	98-00	CAST REPLICA	STD	54.25	54.2	125		----	901169	901583	901680
125 SX	01-16	CAST RACE		54	53.94	125		----	903498	901116	903782
125 SX	01-16	CAST RACE		54	53.95	125		----	901848	901116	901680
125 SX	01-16	CAST REPLICA	STD	54	53.94	125		----	901849	901116	901680
125 SX	01-16	CAST REPLICA	STD	54	53.95	125		----	903497	901116	901680
125 SX	02-06	CAST REPLICA	STD	54	53.94	125		903418	----	----	----
125 SX	07-14	CAST REPLICA	STD	54	53.94	125		903419	----	----	----
125 SX	07-14	CAST BIG BORE		58	57.95	135	4	----	901847	901585	901680
144 SX	07-08	CAST REPLICA	STD	56	55.95	144		903066	----	----	----
144 SX	07-08	CAST REPLICA		56	55.96	144		903067	----	----	----
144 SX	07-08	CAST REPLICA	STD	56	55.95	144		----	901367	901117	901680
144 SX	07-08	CAST REPLICA		56	55.96	144		----	901850	901117	901680
150 SX	16	FORGED REPLICA	STD	58	57.94	144		----	903543	903725	901680
150 SX	16	FORGED REPLICA	STD	58	57.95	144		----	903544	903725	901680
150 SX	08-15	CAST REPLICA	STD	56	55.95	144		----	901367	901117	901680
150 SX	08-15	CAST REPLICA		56	55.96	144		----	901850	901117	901680
150 SX	09-12	CAST REPLICA	STD	56	55.95	144		903066	----	----	----
150 SX	09-12	CAST REPLICA		56	55.96	144		903067	----	----	----
150 XC	10-15	CAST REPLICA	STD	56	55.95	144		----	901367	901117	901680
150 XC	10-15	CAST REPLICA		56	55.96	144		----	901850	901117	901680
200 EXC	98-02	CAST REPLICA	STD	64	63.95	200		903068	----	----	----
200 EXC	98-02	CAST REPLICA		64	63.96	200		903069	----	----	----
200 EXC	98-14	CAST REPLICA		64	63.94	200		----	903545	901102	901675
200 EXC	98-14	CAST REPLICA	STD	64	63.95	200		----	901228	901102	901675
200 EXC	98-14	CAST REPLICA		64	63.96	200		----	901851	901102	901675
200 EXC	03-05	CAST REPLICA	STD	64	63.95	200		903070	----	----	----
200 EXC	03-05	CAST REPLICA		64	63.96	200		903071	----	----	----
200 MXC	98-03	CAST RACE	STD	64	63.95	200		----	901227	901102	901675
200 SX	98-04	CAST RACE	STD	64	63.95	200		----	901227	901102	901675
200 XC	06-09	CAST RACE	STD	64	63.95	200		----	901227	901102	901675
200 XC	06-09	CAST REPLICA		64	63.94	200		----	903545	901102	901675
200 XC	06-09	CAST REPLICA	STD	64	63.95	200		----	901228	901102	901675
200 XC	06-09	CAST REPLICA		64	63.96	200		----	901851	901102	901675
200 XC-W	06-16	CAST REPLICA		64	63.94	200		----	903545	901102	901675
200 XC-W	06-16	CAST REPLICA	STD	64	63.95	200		----	901228	901102	901675
200 XC-W	06-16	CAST REPLICA		64	63.96	200		----	901851	901102	901675
250 EXC	04	CAST REPLICA	STD	66.4	66.35	250		903072	----	----	----
250 EXC	05	CAST REPLICA	STD	66.4	66.35	250		903073	----	----	----
250 EXC	06	CAST REPLICA		66.4	66.34	250		903074	----	----	----
250 EXC	06	CAST REPLICA		66.4	66.35	250		903075	----	----	----
250 EXC	96-99	CAST REPLICA	STD	67.5	67.45	250		----	901160	901105	901676
250 EXC	00-03	CAST REPLICA	STD	66.4	66.35	250		903076	----	----	----

- accessories
- body
- handlebar & grips
- cables & levers
- exhaust
- engine
- fuel & intake
- electrical & ignition
- clutch
- drive
- bearings
- brakes
- steering & suspension
- tires
- tools & shop

ENGINE

VERTEX PISTONS

MODEL	YEAR	VERSION	COMP. RATIO	CYLINDER BORE (MM)	PISTON DIAM. (MM)	DIS-PLACEMENT	SIZE OVER STD	TOP END PISTON KIT	PISTON KIT	REPLACE-MENT RING(S)	CIRCLIP
KTM CONTINUED											
250 EXC	00-05	CAST REPLICA	STD	66.4	66.35	250		----	901182	901103	901682
250 EXC	06-14	CAST REPLICA	STD	66.4	66.34	250		----	901537	901118	901673
250 EXC	06-14	CAST REPLICA	STD	66.4	66.35	250		----	901538	901118	901673
250 EXC	07-12	CAST REPLICA		66.4	66.34	250		903077	----	----	----
250 EXC	07-12	CAST REPLICA		66.4	66.35	250		903078	----	----	----
250 EXC-F	01-06	FORGED BIG BORE		77	76.96	280	2	----	901252	903728	901683
250 EXC-F	01-06	FORGED REPLICA	STD	75	74.95	250		----	901251	903729	901683
250 EXC-F	01-06	FORGED HIGH COMP	STD	75	74.95	250		----	901253	903729	901683
250 EXC-F	07-12	FORGED REPLICA	12.8:1	76	75.96	250		----	901318	903730	901683
250 EXC-F	07-12	FORGED REPLICA	12.8:1	76	75.97	250		----	901859	903730	901675
250 EXC-F	07-12	FORGED REPLICA	12.8:1	76	75.98	250		----	901860	903730	901675
250 EXC-F	07-12	FORGED HIGH COMP	13.3:1	76	75.96	250		----	901319	903730	901683
250 EXC-F	07-12	FORGED HIGH COMP	13.3:1	76	75.97	250		----	901852	903730	901675
250 EXC-F	07-12	FORGED HIGH COMP	13.3:1	76	75.98	250		----	901853	903730	901675
250 SX	05	CAST REPLICA	STD	66.4	66.35	250		903085	----	----	----
250 SX	05	CAST REPLICA	STD	66.4	66.35	250		----	901290	901103	901682
250 SX	06	CAST REPLICA		66.4	66.34	250		903074	----	----	----
250 SX	06	CAST REPLICA		66.4	66.35	250		903075	----	----	----
250 SX	90-94	CAST REPLICA	STD	67.5	67.45	250		----	901159	901105	901676
250 SX	96-99	CAST REPLICA	STD	67.5	67.45	250		----	901160	901105	901676
250 SX	00-02	CAST REPLICA	STD	66.4	66.35	250		----	901181	901103	901682
250 SX	03-04	CAST REPLICA	STD	66.4	66.35	250		903086	----	----	----
250 SX	03-04	CAST REPLICA	STD	66.4	66.35	250		----	901222	901103	901673
250 SX	06-16	CAST REPLICA	STD	66.4	66.34	250		----	901537	901118	901673
250 SX	06-16	CAST REPLICA	STD	66.4	66.35	250		----	901538	901118	901673
250 SX	07-14	CAST REPLICA		66.4	66.34	250		903077	----	----	----
250 SX	07-14	CAST REPLICA		66.4	66.35	250		903078	----	----	----
250 SX-F	16	FORGED REPLICA	14.4:1	78	77.96	250		----	903547	903731	901778
250 SX-F	16	FORGED REPLICA	14.4:1	78	77.97	250		----	903548	903731	901778
250 SX-F	16	FORGED REPLICA	14.4:1	78	77.98	250		----	903549	903731	901778
250 SX-F	16	FORGED HIGH COMP		78	77.96	250		----	903550	903731	901778
250 SX-F	16	FORGED HIGH COMP		78	77.97	250		----	903551	903731	901778
250 SX-F	16	FORGED HIGH COMP		78	77.98	250		----	903552	903731	901778
250 SX-F	16	FORGED HIGH COMP		78	77.96	250		----	903553	903731	901778
250 SX-F	16	FORGED HIGH COMP		78	77.97	250		----	903554	903731	901778
250 SX-F	16	FORGED HIGH COMP		78	77.98	250		----	903555	903731	901778
250 SX-F	06-11	FORGED BIG BORE	13.3:1	84	83.96	305	8	----	901332	903677	901675
250 SX-F	06-11	FORGED BIG BORE	13.3:1	80	79.96	276	4	----	901330	903684	901675
250 SX-F	06-11	FORGED BIG BORE	13.3:1	80	79.97	276	4	----	901854	903684	901675
250 SX-F	06-11	FORGED BIG BORE	13.3:1	80	79.98	276	4	----	901855	903684	901675
250 SX-F	06-12	FORGED REPLICA	12.8:1	76	75.96	250		----	901318	903730	901683
250 SX-F	06-12	FORGED REPLICA	12.8:1	76	75.97	250		----	901859	903730	901675
250 SX-F	06-12	FORGED REPLICA	12.8:1	76	75.98	250		----	901860	903730	901675
250 SX-F	06-12	FORGED HIGH COMP	13.3:1	76	75.96	250		----	901319	903730	901683
250 SX-F	06-12	FORGED HIGH COMP	13.3:1	76	75.97	250		----	901852	903730	901675
250 SX-F	06-12	FORGED HIGH COMP	13.3:1	76	75.98	250		----	901853	903730	901675
250 SX-F	09-12	FORGED REPLICA	12.8:1	76	75.96	250		903420	----	----	----
250 SX-F	09-12	FORGED REPLICA	12.8:1	76	75.97	250		903421	----	----	----
250 SX-F	09-12	FORGED REPLICA	12.8:1	76	75.98	250		903422	----	----	----
250 SX-F	09-12	FORGED HIGH COMP	13.3:1	76	75.96	250		903423	----	----	----

VERTEX PISTONS

MODEL	YEAR	VERSION	COMP. RATIO	CYLINDER BORE (MM)	PISTON DIAM. (MM)	DIS-PLACEMENT	SIZE OVER STD	TOP END PISTON KIT	PISTON KIT	REPLACE-MENT RING(S)	CIRCLIP
KTM CONTINUED											
250 SX-F	09-12	FORGED HIGH COMP	13.3:1	76	75.97	250		903424	-----	-----	-----
250 SX-F	09-12	FORGED HIGH COMP	13.3:1	76	75.98	250		903425	-----	-----	-----
250 SX-F	13-15	FORGED REPLICIA	13.9/12.8	78	77.96	250		-----	901812	903675	901778
250 SX-F	13-15	FORGED REPLICIA	13.9/12.8	78	77.97	250		-----	901813	903675	901778
250 SX-F	13-15	FORGED REPLICIA	13.9/12.8	78	77.98	250		-----	901814	903675	901778
250 SX-F	13-15	FORGED HIGH COMP	14.3/13.2	78	77.96	250		-----	901805	903675	901778
250 SX-F	13-15	FORGED HIGH COMP	14.3/13.2	78	77.97	250		-----	901806	903675	901778
250 SX-F	13-15	FORGED HIGH COMP	14.3/13.2	78	77.98	250		-----	901807	903675	901778
250 SX-F	13-15	FORGED BIG BORE	13.9/12.8	81	80.96	270	3	-----	901856	903680	901778
250 SX-F	13-15	FORGED BIG BORE	13.9/12.8	81	80.97	270	3	-----	901857	903680	901778
250 SX-F	13-15	FORGED BIG BORE	13.9/12.8	81	80.98	270	3	-----	901858	903680	901778
250 SX-F	13-15	FORGED HIGH COMP	14.5/13.4	78	77.96	250		-----	901808	903675	901778
250 SX-F	13-15	FORGED HIGH COMP	14.5/13.4	78	77.97	250		-----	901809	903675	901778
250 SX-F	13-15	FORGED HIGH COMP	14.5/13.4	78	77.98	250		-----	901810	903675	901778
250 XC	06	CAST REPLICIA		66.4	66.34	250		903074	-----	-----	-----
250 XC	06	CAST REPLICIA		66.4	66.35	250		903075	-----	-----	-----
250 XC	06-16	CAST REPLICIA	STD	66.4	66.34	250		-----	901537	901118	901673
250 XC	06-16	CAST REPLICIA	STD	66.4	66.35	250		-----	901538	901118	901673
250 XC-F	16	FORGED REPLICIA	14.4:1	78	77.96	250		-----	903547	903731	901778
250 XC-F	16	FORGED REPLICIA	14.4:1	78	77.97	250		-----	903548	903731	901778
250 XC-F	16	FORGED REPLICIA	14.4:1	78	77.98	250		-----	903549	903731	901778
250 XC-F	16	FORGED HIGH COMP		78	77.96	250		-----	903550	903731	901778
250 XC-F	16	FORGED HIGH COMP		78	77.97	250		-----	903551	903731	901778
250 XC-F	16	FORGED HIGH COMP		78	77.98	250		-----	903552	903731	901778
250 XC-F	16	FORGED HIGH COMP		78	77.96	250		-----	903553	903731	901778
250 XC-F	16	FORGED HIGH COMP		78	77.97	250		-----	903554	903731	901778
250 XC-F	16	FORGED HIGH COMP		78	77.98	250		-----	903555	903731	901778
250 XC-F	07-12	FORGED REPLICIA	12.8:1	76	75.96	250		-----	901318	903730	901683
250 XC-F	07-12	FORGED REPLICIA	12.8:1	76	75.97	250		-----	901859	903730	901675
250 XC-F	07-12	FORGED REPLICIA	12.8:1	76	75.98	250		-----	901860	903730	901675
250 XC-F	07-12	FORGED HIGH COMP	13.3:1	76	75.96	250		-----	901319	903730	901683
250 XC-F	07-12	FORGED HIGH COMP	13.3:1	76	75.97	250		-----	901852	903730	901675
250 XC-F	07-12	FORGED HIGH COMP	13.3:1	76	75.98	250		-----	901853	903730	901675
250 XC-F	09-12	FORGED REPLICIA	12.8:1	76	75.96	250		903420	-----	-----	-----
250 XC-F	09-12	FORGED REPLICIA	12.8:1	76	75.97	250		903421	-----	-----	-----
250 XC-F	09-12	FORGED REPLICIA	12.8:1	76	75.98	250		903422	-----	-----	-----
250 XC-F	09-12	FORGED HIGH COMP	13.3:1	76	75.96	250		903423	-----	-----	-----
250 XC-F	09-12	FORGED HIGH COMP	13.3:1	76	75.97	250		903424	-----	-----	-----
250 XC-F	09-12	FORGED HIGH COMP	13.3:1	76	75.98	250		903425	-----	-----	-----
250 XC-F	13-15	FORGED REPLICIA	13.9/12.8	78	77.96	250		-----	901812	903675	901778

- accessories
- body
- handlebar & grips
- cables & levers
- exhaust
- engine**
- fuel & intake
- electrical & ignition
- clutch
- drive
- bearings
- brakes
- steering & suspension
- tires
- tools & shop

ENGINE

VERTEX PISTONS

MODEL	YEAR	VERSION	COMP. RATIO	CYLINDER BORE (MM)	PISTON DIAM. (MM)	DIS-PLACEMENT	SIZE OVER STD	TOP END PISTON KIT	PISTON KIT	REPLACE-MENT RING(S)	CIRCLIP
KTM CONTINUED											
250 XC-F	13-15	FORGED REPLICA	13.9/12.8	78	77.97	250		----	901813	903675	901778
250 XC-F	13-15	FORGED REPLICA	13.9/12.8	78	77.98	250		----	901814	903675	901778
250 XC-F	13-15	FORGED HIGH COMP	14.3/13.2	78	77.96	250		----	901805	903675	901778
250 XC-F	13-15	FORGED HIGH COMP	14.3/13.2	78	77.97	250		----	901806	903675	901778
250 XC-F	13-15	FORGED HIGH COMP	14.3/13.2	78	77.98	250		----	901807	903675	901778
250 XC-F	13-15	FORGED BIG BORE	13.9/12.8	81	80.96	270	3	----	901856	903680	901778
250 XC-F	13-15	FORGED BIG BORE	13.9/12.8	81	80.97	270	3	----	901857	903680	901778
250 XC-F	13-15	FORGED BIG BORE	13.9/12.8	81	80.98	270	3	----	901858	903680	901778
250 XC-F	13-15	FORGED HIGH COMP	14.5/13.4	78	77.96	250		----	901808	903675	901778
250 XC-F	13-15	FORGED HIGH COMP	14.5/13.4	78	77.97	250		----	901809	903675	901778
250 XC-F	13-15	FORGED HIGH COMP	14.5/13.4	78	77.98	250		----	901810	903675	901778
250 XCF-W	07-12	FORGED REPLICA	12.8:1	76	75.96	250		----	901318	903730	901683
250 XCF-W	07-12	FORGED REPLICA	12.8:1	76	75.97	250		----	901859	903730	901675
250 XCF-W	07-2012	FORGED REPLICA	12.8:1	76	75.98	250		----	901860	903730	901675
250 XCF-W	07-12	FORGED HIGH COMP	13.3:1	76	75.96	250		----	901319	903730	901683
250 XCF-W	07-12	FORGED HIGH COMP	13.3:1	76	75.97	250		----	901852	903730	901675
250 XCF-W	07-12	FORGED HIGH COMP	13.3:1	76	75.98	250		----	901853	903730	901675
250 XCF-W	09-12	FORGED REPLICA	12.8:1	76	75.96	250		903420	----	----	----
250 XCF-W	09-12	FORGED REPLICA	12.8:1	76	75.97	250		903421	----	----	----
250 XCF-W	09-12	FORGED REPLICA	12.8:1	76	75.98	250		903422	----	----	----
250 XCF-W	09-12	FORGED HIGH COMP	13.3:1	76	75.96	250		903423	----	----	----
250 XCF-W	09-12	FORGED HIGH COMP	13.3:1	76	75.97	250		903424	----	----	----
250 XCF-W	09-12	FORGED HIGH COMP	13.3:1	76	75.98	250		903425	----	----	----
250 XCF-W	14-15	FORGED HIGH COMP	14.3/13.2	78	77.98	250		----	901807	903675	901778
250 XCF-W	14-16	FORGED REPLICA	13.9/12.8	78	77.96	250		----	901812	903675	901778
250 XCF-W	14-16	FORGED REPLICA	13.9/12.8	78	77.97	250		----	901813	903675	901778
250 XCF-W	14-16	FORGED REPLICA	13.9/12.8	78	77.98	250		----	901814	903675	901778
250 XCF-W	14-16	FORGED HIGH COMP	14.3/13.2	78	77.96	250		----	901805	903675	901778
250 XCF-W	14-16	FORGED HIGH COMP	14.3/13.2	78	77.97	250		----	901806	903675	901778
250 XCF-W	14-16	FORGED BIG BORE	13.9/12.8	81	80.96	270	3	----	901856	903680	901778
250 XCF-W	14-16	FORGED BIG BORE	13.9/12.8	81	80.97	270	3	----	901857	903680	901778
250 XCF-W	14-16	FORGED BIG BORE	13.9/12.8	81	80.98	270	3	----	901858	903680	901778
250 XCF-W	14-16	FORGED HIGH COMP	14.5/13.4	78	77.96	250		----	901808	903675	901778
250 XCF-W	14-16	FORGED HIGH COMP	14.5/13.4	78	77.97	250		----	901809	903675	901778

VERTEX PISTONS

MODEL	YEAR	VERSION	COMP. RATIO	CYLINDER BORE (MM)	PISTON DIAM. (MM)	DIS-PLACEMENT	SIZE OVER STD	TOP END PISTON KIT	PISTON KIT	REPLACE-MENT RING(S)	CIRCLIP
KTM CONTINUED											
250 XCF-W	14-16	FORGED HIGH COMP	14.5/13.4	78	77.98	250		----	901810	903675	901778
250 XC-W	06	CAST REPLICA		66.4	66.34	250		903074	----	----	----
250 XC-W	06	CAST REPLICA		66.4	66.35	250		903075	----	----	----
250 XC-W	06-16	CAST REPLICA	STD	66.4	66.34	250		----	901537	901118	901673
250 XC-W	06-16	CAST REPLICA	STD	66.4	66.35	250		----	901538	901118	901673
300 EXC	04	CAST REPLICA		72	71.95	300		903087	----	----	----
300 EXC	04-14	CAST REPLICA	STD	72	71.94	300		----	901817	901106	901673
300 EXC	04-14	CAST REPLICA	STD	72	71.95	300		----	901356	901106	901673
300 EXC	04-14	CAST REPLICA	STD	72	71.96	300		----	901818	901106	901673
300 EXC	05-07	CAST REPLICA		72	71.95	300		903088	----	----	----
300 EXC	08-12	CAST REPLICA		72	71.95	300		903089	----	----	----
300 MXC	04-05	CAST REPLICA	STD	72	71.94	300		----	901817	901106	901673
300 XC	06-16	CAST REPLICA	STD	72	71.94	300		----	901817	901106	901673
300 XC	06-16	CAST REPLICA	STD	72	71.95	300		----	901356	901106	901673
300 XC	06-16	CAST REPLICA	STD	72	71.96	300		----	901818	901106	901673
300 XC	08-12	CAST REPLICA		72	71.95	300		903089	----	----	----
300 XC-W	06-16	CAST REPLICA	STD	72	71.94	300		----	901817	901106	901673
300 XC-W	06-16	CAST REPLICA	STD	72	71.95	300		----	901356	901106	901673
300 XC-W	06-16	CAST REPLICA	STD	72	71.96	300		----	901818	901106	901673
300 XC-W	08-12	CAST REPLICA		72	71.95	300		903089	----	----	----
350 EXC-F	12-16	FORGED REPLICA	13.5/12.8	88	87.96	350		----	901550	903701	901687
350 EXC-F	12-16	FORGED REPLICA	13.5/12.8	88	87.97	350		----	901799	903701	901687
350 EXC-F	12-16	FORGED REPLICA	13.5/12.8	88	87.98	350		----	901800	903701	901687
350 EXC-F	12-16	FORGED REPLICA	12.3:1	88	87.96	350		----	901801	903701	901687
350 EXC-F	12-16	FORGED REPLICA	12.3:1	88	87.97	350		----	901802	903701	901687
350 EXC-F	12-16	FORGED REPLICA	12.3:1	88	87.98	350		----	901803	903701	901687
350 SX-F	16	FORGED REPLICA	0.584	88	87.96	350		----	903557	903701	901687
350 SX-F	16	FORGED REPLICA	0.584	88	87.97	350		----	903558	903701	901687
350 SX-F	16	FORGED REPLICA	0.584	88	87.98	350		----	903559	903701	901687
350 SX-F	16	FORGED HIGH COMP		88	87.96	350		----	----	903701	901687
350 SX-F	16	FORGED HIGH COMP		88	87.97	350		----	903561	903701	901687
350 SX-F	16	FORGED HIGH COMP		88	87.98	350		----	903562	903701	901687
350 SX-F	11-12	FORGED REPLICA	13.5:1	88	87.96	350		903426	----	----	----
350 SX-F	11-12	FORGED REPLICA	13.5:1	88	87.97	350		903427	----	----	----
350 SX-F	11-12	FORGED REPLICA	13.5:1	88	87.98	350		903428	----	----	----
350 SX-F	11-12	FORGED REPLICA	13.5/12.8	88	87.96	350		----	901550	903701	901687
350 SX-F	11-12	FORGED REPLICA	13.5/12.8	88	87.97	350		----	901799	903701	901687
350 SX-F	11-12	FORGED REPLICA	13.5/12.8	88	87.98	350		----	901800	903701	901687
350 SX-F	11-12	FORGED HIGH COMP	14.0:1	88	87.96	350		----	901551	903701	901687
350 SX-F	11-12	FORGED HIGH COMP	14.0:1	88	87.97	350		----	901866	903701	901687
350 SX-F	11-12	FORGED HIGH COMP	14.0:1	88	87.98	350		----	901867	903701	901687
350 SX-F	11-12	FORGED HIGH COMP	14.5:1	88	87.96	350		----	901868	903701	901687
350 SX-F	11-12	FORGED HIGH COMP	14.5:1	88	87.97	350		----	901869	903701	901687
350 SX-F	11-12	FORGED HIGH COMP	14.5:1	88	87.98	350		----	901870	903701	901687

- accessories
- body
- handlebar & grips
- cables & levers
- exhaust
- engine**
- fuel & intake
- electrical & ignition
- clutch
- drive
- bearings
- brakes
- steering & suspension
- tires
- tools & shop

ENGINE

VERTEX PISTONS

MODEL	YEAR	VERSION	COMP. RATIO	CYLINDER BORE (MM)	PISTON DIAM. (MM)	DIS-PLACEMENT	SIZE OVER STD	TOP END PISTON KIT	PISTON KIT	REPLACE-MENT RING(S)	CIRCLIP
KTM CONTINUED											
350 SX-F	11-15	FORGED BIG BORE	13.5:1	90	89.96	366	2	----	901566	903706	901687
350 SX-F	11-15	FORGED BIG BORE	13.5:1	90	89.97	366	2	----	901861	903706	901687
350 SX-F	11-15	FORGED BIG BORE	13.5:1	90	89.98	366	2	----	901862	903706	901687
350 SX-F	13-15	FORGED REPLICA	13.6:1	88	87.96	350		----	901871	903701	901687
350 SX-F	13-15	FORGED REPLICA	13.6:1	88	87.97	350		----	901872	903701	901687
350 SX-F	13-15	FORGED REPLICA	13.6:1	88	87.98	350		----	901873	903701	901687
350 SX-F	13-15	FORGED HIGH COMP	14.1:1	88	87.96	350		----	901863	903701	901687
350 SX-F	13-15	FORGED HIGH COMP	14.1:1	88	87.97	350		----	901864	903701	901687
350 SX-F	13-15	FORGED HIGH COMP	14.1:1	88	87.98	350		----	901865	903701	901687
350 XC-F	12	FORGED REPLICA	13.5:1	88	87.96	350		903426	----	----	----
350 XC-F	12	FORGED REPLICA	13.5:1	88	87.97	350		903427	----	----	----
350 XC-F	12	FORGED REPLICA	13.5:1	88	87.98	350		903428	----	----	----
350 XC-F	12	FORGED REPLICA	13.5/ 12.8	88	87.96	350		----	901550	903701	901687
350 XC-F	12	FORGED REPLICA	13.5/ 12.8	88	87.97	350		----	901799	903701	901687
350 XC-F	12	FORGED REPLICA	13.5/ 12.8	88	87.98	350		----	901800	903701	901687
350 XC-F	16	FORGED REPLICA	0.584	88	87.96	350		----	903557	903701	901687
350 XC-F	16	FORGED REPLICA	0.584	88	87.97	350		----	903558	903701	901687
350 XC-F	16	FORGED REPLICA	0.584	88	87.98	350		----	903559	903701	901687
350 XC-F	16	FORGED HIGH COMP		88	87.96	350		----	----	903701	901687
350 XC-F	16	FORGED HIGH COMP		88	87.97	350		----	903561	903701	901687
350 XC-F	16	FORGED HIGH COMP		88	87.98	350		----	903562	903701	901687
350 XC-F	12-15	FORGED BIG BORE	13.5:1	90	89.96	366	2	----	901566	903706	901687
350 XC-F	12-15	FORGED BIG BORE	13.5:1	90	89.97	366	2	----	901861	903706	901687
350 XC-F	12-15	FORGED BIG BORE	13.5:1	90	89.98	366	2	----	901862	903706	901687
350 XC-F	13-15	FORGED REPLICA	13.6:1	88	87.96	350		----	901871	903701	901687
350 XC-F	13-15	FORGED REPLICA	13.6:1	88	87.97	350		----	901872	903701	901687
350 XC-F	13-15	FORGED REPLICA	13.6:1	88	87.98	350		----	901873	903701	901687
350 XC-F	13-15	FORGED HIGH COMP	14.1:1	88	87.96	350		----	901863	903701	901687
350 XC-F	13-15	FORGED HIGH COMP	14.1:1	88	87.97	350		----	901864	903701	901687
350 XC-F	13-15	FORGED HIGH COMP	14.1:1	88	87.98	350		----	901865	903701	901687
350 XCF-W	12-16	FORGED REPLICA	13.5/ 12.8	88	87.96	350		----	901550	903701	901687
350 XCF-W	12-16	FORGED REPLICA	13.5/ 12.8	88	87.97	350		----	901799	903701	901687
350 XCF-W	12-16	FORGED REPLICA	13.5/ 12.8	88	87.98	350		----	901800	903701	901687
350 XCF-W	12-16	FORGED REPLICA	12.3:1	88	87.96	350		----	901801	903701	901687
350 XCF-W	12-16	FORGED REPLICA	12.3:1	88	87.97	350		----	901802	903701	901687
350 XCF-W	12-16	FORGED REPLICA	12.3:1	88	87.98	350		----	901803	903701	901687
360 EXC	96-97	CAST REPLICA	STD	78	77.95	360		----	901171	901110	901673
360 EXC	96-97	REPLICA		78	77.96	360		----	903563	901110	901673
380 EXC	98-01	CAST REPLICA	STD	78	77.95	360		----	901171	901110	901673
380 EXC	98-01	REPLICA		78	77.96	360		----	903563	901110	901673
450 EXC	03-07	FORGED REPLICA	0.459	89	88.94	450		----	901344	903733	901683
450 EXC	03-07	FORGED REPLICA	0.459	89	88.95	450		----	901345	903733	901683
450 EXC	03-07	FORGED HIGH COMP	0.501	89	88.94	450		----	901348	903733	901683
450 EXC	03-07	FORGED HIGH COMP	0.501	89	88.95	450		----	901349	903733	901683
450 EXC	08-11	FORGED BIG BORE	11.9:1	102	101.95	518	7	----	901354	903703	901684

VERTEX PISTONS

MODEL	YEAR	VERSION	COMP. RATIO	CYLINDER BORE (MM)	PISTON DIAM. (MM)	DIS-PLACEMENT	SIZE OVER STD	TOP END PISTON KIT	PISTON KIT	REPLACE-MENT RING(S)	CIRCLIP
KTM CONTINUED											
450 EXC	08-11	FORGED REPLICA	11.9:1	95	94.95	450		----	901363	903702	901684
450 EXC	08-11	FORGED HIGH COMP	12.8:1	95	94.95	450		----	901364	903702	901684
450 EXC-R	08-11	FORGED BIG BORE	11.9:1	102	101.95	518	7	----	901354	903703	901684
450 EXC-R	08-11	FORGED REPLICA	11.9:1	95	94.95	450		----	901363	903702	901684
450 EXC-R	08-11	FORGED HIGH COMP	12.8:1	95	94.95	450		----	901364	903702	901684
450 SX-F	16	FORGED REPLICA	12.6:1	95	94.95	450		----	903564	903702	----
450 SX-F	16	FORGED REPLICA	12.6:1	95	94.96	450		----	903565	903702	----
450 SX-F	16	FORGED REPLICA	12.6:1	95	94.97	450		----	903566	903702	----
450 SX-F	16	FORGED HIGH COMP		95	94.95	450		----	903567	903702	----
450 SX-F	16	FORGED HIGH COMP		95	94.96	450		----	903568	903702	----
450 SX-F	16	FORGED HIGH COMP		95	94.97	450		----	903569	903702	----
450 SX-F	16	FORGED HIGH COMP		98	94.95	450		----	903570	903702	----
450 SX-F	16	FORGED HIGH COMP		95	94.96	450		----	903571	903702	----
450 SX-F	16	FORGED HIGH COMP		95	94.97	450		----	903572	903702	----
450 SX-F	03-06	FORGED BIG BORE		97	96.96	470	2	----	----	903734	901683
450 SX-F	03-06	FORGED REPLICA	12.0:1	95	94.95	450		----	901229	903735	901683
450 SX-F	03-06	FORGED HIGH COMP	0.542	95	94.95	450		----	901246	903735	901683
450 SX-F	07-12	FORGED REPLICA	12.5:1	97	96.93	450		----	901350	903707	901684
450 SX-F	07-12	FORGED REPLICA	12.5:1	97	96.94	450		----	901713	903707	901684
450 SX-F	07-12	FORGED REPLICA	12.5:1	97	96.95	450		----	901351	903707	901684
450 SX-F	07-12	FORGED HIGH COMP	13.2:1	97	96.93	450		----	901352	903707	901684
450 SX-F	07-12	FORGED HIGH COMP	13.2:1	97	96.95	450		----	901353	903707	901684
450 SX-F	13-15	FORGED REPLICA	12.6:1	95	94.95	450		----	901886	903702	901684
450 SX-F	13-15	FORGED REPLICA	12.6:1	95	94.96	450		----	901887	903702	901684
450 SX-F	13-15	FORGED REPLICA	12.6:1	95	94.97	450		----	901888	903702	901684
450 SX-F	13-15	FORGED HIGH COMP	13.2:1	95	94.95	450		----	901880	903707	901684
450 SX-F	13-15	FORGED HIGH COMP	13.2:1	95	94.96	450		----	901881	903707	901684
450 SX-F	13-15	FORGED HIGH COMP	13.2:1	95	94.97	450		----	901882	903707	901684
450 SX-F	13-15	FORGED HIGH COMP	13.5:1	95	94.95	450		----	901883	903707	901684
450 SX-F	13-15	FORGED HIGH COMP	13.5:1	95	94.96	450		----	901884	903707	901684
450 SX-F	13-15	FORGED HIGH COMP	13.5:1	95	94.97	450		----	901885	903707	901684
450 XC-F	16	FORGED REPLICA	12.6:1	95	94.95	450		----	903564	903702	----
450 XC-F	16	FORGED REPLICA	12.6:1	95	94.96	450		----	903565	903702	----
450 XC-F	16	FORGED REPLICA	12.6:1	95	94.97	450		----	903566	903702	----
450 XC-F	16	FORGED HIGH COMP		95	94.95	450		----	903567	903702	----
450 XC-F	16	FORGED HIGH COMP		95	94.96	450		----	903568	903702	----
450 XC-F	16	FORGED HIGH COMP		95	94.97	450		----	903569	903702	----
450 XC-F	16	FORGED HIGH COMP		98	94.95	450		----	903570	903702	----
450 XC-F	16	FORGED HIGH COMP		95	94.96	450		----	903571	903702	----
450 XC-F	16	FORGED HIGH COMP		95	94.97	450		----	903572	903702	----
450 XC-F	06-07	FORGED REPLICA	0.459	89	88.94	450		----	901344	903733	901683
450 XC-F	06-07	FORGED REPLICA	0.459	89	88.95	450		----	901345	903733	901683
450 XC-F	06-07	FORGED HIGH COMP	0.501	89	88.94	450		----	901348	903733	901683
450 XC-F	06-07	FORGED HIGH COMP	0.501	89	88.95	450		----	901349	903733	901683
450 XC-F	08-09	FORGED REPLICA	12.5:1	97	96.93	450		----	901350	903707	901684
450 XC-F	08-09	FORGED REPLICA	12.5:1	97	96.94	450		----	901713	903707	901684
450 XC-F	08-09	FORGED REPLICA	12.5:1	97	96.95	450		----	901351	903707	901684
450 XC-F	08-09	FORGED HIGH COMP	13.2:1	97	96.93	450		----	901352	903707	901684
450 XC-F	08-09	FORGED HIGH COMP	13.2:1	97	96.95	450		----	901353	903707	901684

- accessories
- body
- handlebar & grips
- cables & levers
- exhaust
- engine
- fuel & intake
- electrical & ignition
- clutch
- drive
- bearings
- brakes
- steering & suspension
- tires
- tools & shop

ENGINE

VERTEX PISTONS

MODEL	YEAR	VERSION	COMP. RATIO	CYLINDER BORE (MM)	PISTON DIAM. (MM)	DIS-PLACEMENT	SIZE OVER STD	TOP END PISTON KIT	PISTON KIT	REPLACE-MENT RING(S)	CIRCLIP
KTM CONTINUED											
450 XC-F	13-15	FORGED REPLICA	12.6:1	95	94.95	450		----	901886	903702	901684
450 XC-F	13-15	FORGED REPLICA	12.6:1	95	94.96	450		----	901887	903702	901684
450 XC-F	13-15	FORGED REPLICA	12.6:1	95	94.97	450		----	901888	903702	901684
450 XC-F	13-15	FORGED HIGH COMP	13.2:1	95	94.95	450		----	901880	903707	901684
450 XC-F	13-15	FORGED HIGH COMP	13.2:1	95	94.96	450		----	901881	903707	901684
450 XC-F	13-15	FORGED HIGH COMP	13.2:1	95	94.97	450		----	901882	903707	901684
450 XC-F	13-15	FORGED HIGH COMP	13.5:1	95	94.95	450		----	901883	903707	901684
450 XC-F	13-15	FORGED HIGH COMP	13.5:1	95	94.96	450		----	901884	903707	901684
450 XC-F	13-15	FORGED HIGH COMP	13.5:1	95	94.97	450		----	901885	903707	901684
450 XC-W	08-11	FORGED REPLICA	11.9:1	95	94.95	450		----	901363	903702	901684
450 XC-W	08-11	FORGED HIGH COMP	12.8:1	95	94.95	450		----	901364	903702	901684
450 XC-W	12-16	FORGED REPLICA	11.8:1	95	94.95	450		----	901877	903702	901791
450 XC-W	12-16	FORGED REPLICA	11.8:1	95	94.96	450		----	901878	903702	901791
450 XC-W	12-16	FORGED REPLICA	11.8:1	95	94.97	450		----	901879	903702	901791
450 XC-W	12-16	FORGED HIGH COMP	12.3:1	95	94.95	450		----	901874	903702	901791
450 XC-W	12-16	FORGED HIGH COMP	12.3:1	95	94.96	450		----	901875	903702	901791
450 XC-W	12-16	FORGED HIGH COMP	12.3:1	95	94.97	450		----	901876	903702	901791
50 SX	01-08	CAST REPLICA		39.5	39.47	50		903096	----	----	----
50 SX	01-08	CAST REPLICA		39.5	39.47	50		----	901196	901568	901677
50 SX	09-14	CAST REPLICA		39.5	39.47	50		903097	----	----	----
50 SX	09-16	CAST REPLICA		39.5	39.46	50		----	901889	901568	901677
50 SX	09-16	CAST REPLICA		39.5	39.47	50		----	901387	901568	901677
50 SX	09-16	CAST REPLICA		39.5	39.48	50		----	901890	901568	901677
500 EXC	12-16	FORGED REPLICA	11.8:1	95	94.95	510		----	901891	903702	901791
500 EXC	12-16	FORGED REPLICA	11.8:1	95	94.96	510		----	901892	903702	901791
500 EXC	12-16	FORGED REPLICA	11.8:1	95	94.97	510		----	901893	903702	901791
500 XC-W	12-16	FORGED REPLICA	11.8:1	95	94.95	510		----	901891	903702	901791
500 XC-W	12-16	FORGED REPLICA	11.8:1	95	94.96	510		----	901892	903702	901791
500 XC-W	12-16	FORGED REPLICA	11.8:1	95	94.97	510		----	901893	903702	901791
505 SX	08-09	FORGED REPLICA	12.5:1	100	99.94	505		----	901386	903686	901681
505 SX	08-09	FORGED REPLICA	12.5:1	100	99.95	505		----	901714	903686	901681
520 EXC	00-02	FORGED BIG BORE		97	96.96	530	2	----	901237	903734	901683
520 EXC	00-02	FORGED REPLICA	0.459	95	94.93	510		----	901230	903735	901683
520 EXC	00-02	FORGED REPLICA	11.0:1	95	94.94	510		----	901231	903735	901683
520 EXC	00-02	FORGED HIGH COMP	12.5:1	95	94.93	510		----	901247	903735	901683
520 EXC	00-02	FORGED HIGH COMP	12.5:1	95	94.94	510		----	901248	903735	901683
520 SX	00-02	FORGED BIG BORE		97	96.96	530	2	----	901237	903734	901683
520 SX	00-02	FORGED REPLICA	0.459	95	94.93	510		----	901230	903735	901683
520 SX	00-02	FORGED REPLICA	11.0:1	95	94.94	510		----	901231	903735	901683
520 SX	00-02	FORGED HIGH COMP	12.5:1	95	94.93	510		----	901247	903735	901683
520 SX	00-02	FORGED HIGH COMP	12.5:1	95	94.94	510		----	901248	903735	901683
525 EXC	03-07	FORGED BIG BORE		97	96.96	530	2	----	901237	903734	901683
525 EXC	03-07	FORGED REPLICA	0.459	95	94.93	510		----	901230	903735	901683
525 EXC	03-07	FORGED REPLICA	11.0:1	95	94.94	510		----	901231	903735	901683
525 EXC	03-07	FORGED HIGH COMP	12.5:1	95	94.93	510		----	901247	903735	901683
525 EXC	03-07	FORGED HIGH COMP	12.5:1	95	94.94	510		----	901248	903735	901683
525 SX	03-07	FORGED BIG BORE		97	96.96	530	2	----	901237	903734	901683
525 SX	03-07	FORGED REPLICA	0.459	95	94.93	510		----	901230	903735	901683
525 SX	03-07	FORGED REPLICA	11.0:1	95	94.94	510		----	901231	903735	901683
525 SX	03-07	FORGED HIGH COMP	12.5:1	95	94.93	510		----	901247	903735	901683

VERTEX PISTONS

MODEL	YEAR	VERSION	COMP. RATIO	CYLINDER BORE (MM)	PISTON DIAM. (MM)	DIS-PLACEMENT	SIZE OVER STD	TOP END PISTON KIT	PISTON KIT	REPLACE-MENT RING(S)	CIRCLIP
KTM CONTINUED											
525 SX	03-07	FORGED HIGH COMP	12.5:1	95	94.94	510		----	901248	903735	901683
530 EXC-R	08-12	FORGED BIG BORE		102	101.95	590	7	----	----	903703	901684
530 EXC-R	08-12	FORGED REPLICA	11.9:1	95	94.94	510		----	901894	903702	901684
530 EXC-R	08-12	FORGED REPLICA	11.9:1	95	94.95	510		----	901365	903702	901684
530 EXC-R	08-12	FORGED HIGH COMP	12.7:1	95	94.95	510		----	901366	903702	901684
65 SX	97-08	CAST BIG BORE		47	46.95	71	2	----	901066	901567	901677
65 SX	97-08	CAST REPLICA		45	44.96	65		----	901895	901569	901677
65 SX	97-08	CAST REPLICA	STD	45	44.97	65		----	901161	901569	901677
65 SX	00-08	CAST REPLICA	STD	45	44.97	65		903098	----	----	----
65 SX	09-12	CAST REPLICA		45	44.97	65		903099	----	----	----
65 SX	09-16	CAST REPLICA		45	44.96	65		----	901896	901569	901677
65 SX	09-16	CAST REPLICA		45	44.97	65		----	901388	901569	901677
85 SX	03-12	CAST REPLICA	STD	47	46.95	85		903100	----	----	----
85 SX	03-16	CAST REPLICA	STD	47	46.94	85		----	901897	901567	901674
85 SX	03-16	CAST REPLICA	STD	47	46.95	85		----	901331	901567	901674
85 SX	03-16	CAST REPLICA	STD	47	46.96	85		----	901898	901567	901674
85 SX	13-15	CAST REPLICA	STD	47	46.95	85		903429	----	----	----
SUZUKI											
DRZ 400	00-09	FORGED REPLICA	11.3:1	90	89.96	400		903399	----	----	----
DRZ 400	00-09	FORGED REPLICA	11.3:1	90	89.97	400		903400	----	----	----
DRZ 400	00-09	FORGED REPLICA	11.3:1	90	89.98	400		903401	----	----	----
DRZ 400	00-09	FORGED BIG BORE	11.3:1	91	90.96	407	1	----	901249	903656	901683
DRZ 400	00-09	FORGED BIG BORE	11.3:1	92	91.96	416	2	----	901250	903657	901683
DRZ 400	00-09	FORGED REPLICA	11.3:1	90	89.96	400		----	901232	903658	901683
DRZ 400	00-09	FORGED REPLICA	11.3:1	90	89.97	400		----	901233	903658	901683
DRZ 400	00-09	FORGED REPLICA	11.3:1	90	89.98	400		----	901234	903658	901683
DRZ 400	00-09	FORGED BIG BORE	11.3:1	94	93.95	440	4	----	901445	903659	901683
DRZ 400	00-09	FORGED BIG BORE	11.3:1	94	93.96	440	4	----	901446	903659	901683
DRZ 400	00-09	FORGED BIG BORE	11.3:1	94	93.97	440	4	----	901447	903659	901683
DRZ 400	00-09	FORGED BIG BORE	11.3:1	94	93.98	440	4	----	901712	903659	901683
DRZ 400	00-09	FORGED HIGH COMP	13.5:1	90	89.95	400		----	901469	903658	901683
DRZ 400	00-09	FORGED HIGH COMP	13.5:1	90	89.96	400		----	901470	903658	901683
DRZ 400	00-09	FORGED HIGH COMP	13.5:1	90	89.97	400		----	901471	903658	901683
DRZ 400	00-09	FORGED STROKER	11.3:1	90	89.94	430		----	901518	903658	901683
DRZ 400	00-09	FORGED STROKER	11.3:1	92	91.96	450	2	----	901539	903660	901683
DRZ 400SM	05-09	FORGED REPLICA	11.3:1	90	89.96	400		903399	----	----	----
DRZ 400SM	05-09	FORGED REPLICA	11.3:1	90	89.97	400		903400	----	----	----
DRZ 400SM	05-09	FORGED REPLICA	11.3:1	90	89.98	400		903401	----	----	----
DRZ 400SM	05-09	FORGED BIG BORE	11.3:1	91	90.96	407	1	----	901249	903656	901683
DRZ 400SM	05-09	FORGED BIG BORE	11.3:1	92	91.96	416	2	----	901250	903657	901683
DRZ 400SM	05-09	FORGED REPLICA	11.3:1	90	89.96	400		----	901232	903658	901683
DRZ 400SM	05-09	FORGED REPLICA	11.3:1	90	89.97	400		----	901233	903658	901683
DRZ 400SM	05-09	FORGED REPLICA	11.3:1	90	89.98	400		----	901234	903658	901683
DRZ 400SM	05-09	FORGED BIG BORE	11.3:1	94	93.95	440	4	----	901445	903659	901683
DRZ 400SM	05-09	FORGED BIG BORE	11.3:1	94	93.96	440	4	----	901446	903659	901683
DRZ 400SM	05-09	FORGED BIG BORE	11.3:1	94	93.97	440	4	----	901447	903659	901683
DRZ 400SM	05-09	FORGED BIG BORE	11.3:1	94	93.98	440	4	----	901712	903659	901683
DRZ 400SM	05-09	FORGED HIGH COMP	13.5:1	90	89.95	400		----	901469	903658	901683
DRZ 400SM	05-09	FORGED HIGH COMP	13.5:1	90	89.96	400		----	901470	903658	901683

- accessories
- body
- handlebar & grips
- cables & levers
- exhaust
- engine
- fuel & intake
- electrical & ignition
- clutch
- drive
- bearings
- brakes
- steering & suspension
- tires
- tools & shop

ENGINE

VERTEX PISTONS

MODEL	YEAR	VERSION	COMP. RATIO	CYLINDER BORE (MM)	PISTON DIAM. (MM)	DIS-PLACEMENT	SIZE OVER STD	TOP END PISTON KIT	PISTON KIT	REPLACE-MENT RING(S)	CIRCLIP
SUZUKI CONTINUED											
DRZ 400SM	05-09	FORGED HIGH COMP	13.5:1	90	89.97	400		----	901471	903658	901683
DRZ 400SM	05-09	FORGED STROKER	11.3:1	90	89.94	430		----	901518	903658	901683
DRZ 400SM	05-09	FORGED STROKER	11.3:1	92	91.96	450	2	----	901539	903660	901683
RM 100	03	CAST REPLICA		52.5	52.45	99	STD	903039	----	----	----
RM 125	90-99	CAST REPLICA		54	53.95	125		----	901141	901581	901680
RM 125	90-99	CAST REPLICA		54	53.96	125		----	901142	901581	901680
RM 125	90-99	CAST REPLICA		54	53.97	125		----	901143	901581	901680
RM 125	90-99	CAST REPLICA		54	53.98	125		----	901144	901581	901680
RM 125	90-99	CAST RACE		54	53.95	125		----	----	901581	901680
RM 125	90-99	CAST RACE		54	53.96	125		----	----	901581	901680
RM 125	90-99	CAST RACE		54	53.97	125		----	----	901581	901680
RM 125	90-99	CAST RACE		54	53.98	125		----	----	901581	901680
RM 125	90-99	FORGED RACE		54	53.96	125		----	901172	901581	901680
RM 125	00-03	CAST REPLICA	STD	54	53.96	125		903101	----	----	----
RM 125	00-03	CAST REPLICA	STD	54	53.96	125		----	901183	901581	901680
RM 125	04-07	CAST REPLICA		54	53.96	125		903102	----	----	----
RM 125	04-07	CAST REPLICA		54	53.96	125		----	901270	901581	901680
RM 250	98	CAST REPLICA		66.4	66.35	250		----	901170	901103	901682
RM 250	99	CAST REPLICA		66.4	66.35	250		----	901176	901103	901682
RM 250	89-95	CAST REPLICA		67	66.95	250		----	901140	901092	901682
RM 250	96-97	CAST REPLICA		66.4	66.35	250		----	901156	901103	901682
RM 250	00-02	CAST REPLICA		66.4	66.35	250		----	901180	901103	901682
RM 250	03-05	CAST REPLICA		66.4	66.35	250		903103	----	----	----
RM 250	03-08	CAST REPLICA		66.4	66.35	250		----	901201	901103	901682
RM 250	06-08	CAST REPLICA		66.4	66.35	250		903104	----	----	----
RM 65	03-05	CAST REPLICA		44.5	44.45	65		903060	----	----	----
RM 65	03-06	CAST BIG BORE		46.5	46.45	70	2	----	901071	901094	901677
RM 65	03-06	CAST REPLICA		44.5	44.45	65		----	901203	901845	901677
RM 65	03-06	CAST REPLICA		44.5	44.47	65		----	901844	901093	901677
RM 80	91-01	CAST REPLICA		47.5	47.44	80		----	901165	901570	901674
RM 85	02-12	CAST REPLICA	STD	48	47.95	85		903105	----	----	----
RM 85	02-16	CAST BIG BORE		50	49.95	92	2	----	901070	901575	901674
RM 85	02-16	CAST BIG BORE	STD	52	51.95	100	4	----	901080	901576	901674
RM 85	02-16	CAST BIG BORE		53	52.95	103	5	----	901081	901099	901674
RM 85	02-16	CAST REPLICA	STD	48	47.95	85		----	901206	901095	901674
RMZ 250	13	FORGED REPLICA	13.5:1	77	76.95	250		903430	----	----	----
RMZ 250	13	FORGED REPLICA	13.5:1	77	76.96	250		903431	----	----	----
RMZ 250	13	FORGED REPLICA	13.5:1	77	76.97	250		903432	----	----	----
RMZ 250	13	FORGED HIGH COMP	13.9:1	77	76.95	250		903433	----	----	----
RMZ 250	13	FORGED HIGH COMP	13.9:1	77	76.96	250		903434	----	----	----
RMZ 250	13	FORGED HIGH COMP	13.9:1	77	76.97	250		903435	----	----	----
RMZ 250	16	FORGED REPLICA	13.75:1	77	76.95	250		----	903587	903713	----
RMZ 250	16	FORGED REPLICA	13.75:1	77	76.96	250		----	903588	903713	----
RMZ 250	16	FORGED REPLICA	13.75:1	77	76.97	250		----	903589	903713	----
RMZ 250	16	FORGED HIGH COMP		77	76.95	250		----	903590	903713	----
RMZ 250	16	FORGED HIGH COMP		77	76.96	250		----	903591	903713	----
RMZ 250	16	FORGED HIGH COMP		77	76.97	250		----	903592	903713	----
RMZ 250	16	FORGED HIGH COMP		77	76.95	250		----	903593	903713	----
RMZ 250	16	FORGED HIGH COMP		77	76.96	250		----	903594	903748	----

VERTEX PISTONS

MODEL	YEAR	VERSION	COMP. RATIO	CYLINDER BORE (MM)	PISTON DIAM. (MM)	DIS-PLACEMENT	SIZE OVER STD	TOP END PISTON KIT	PISTON KIT	REPLACE-MENT RING(S)	CIRCLIP
SUZUKI CONTINUED											
RMZ 250	16	FORGED HIGH COMP		77	76.97	250		----	903595	903713	----
RMZ 250	04-06	FORGED BIG BORE	12.6:1	79	78.96	263	2	----	901254	903679	901675
RMZ 250	04-06	FORGED BIG BORE	12.6:1	84	83.96	300	7	----	901315	903677	901675
RMZ 250	04-06	FORGED BIG BORE	12.6:1	83	82.96	290	6	----	901324	903682	901675
RMZ 250	04-06	FORGED REPLICA	12.6:1	77	76.95	250		----	901255	903713	901675
RMZ 250	04-06	FORGED REPLICA	12.6:1	77	76.96	250		----	901256	903713	901675
RMZ 250	04-06	FORGED REPLICA	12.6:1	77	76.97	250		----	901257	903713	901675
RMZ 250	04-06	FORGED REPLICA	12.6:1	77	76.98	250		----	901258	903713	901675
RMZ 250	04-06	FORGED HIGH COMP	13.4:1	77	76.95	250		----	901284	903713	901675
RMZ 250	04-06	FORGED HIGH COMP	13.4:1	77	76.96	250		----	901285	903713	901675
RMZ 250	04-06	FORGED HIGH COMP	13.4:1	77	76.97	250		----	901286	903713	901675
RMZ 250	04-06	FORGED HIGH COMP	13.4:1	77	76.98	250		----	901287	903713	901675
RMZ 250	04-06	FORGED HIGH COMP	13.4:1	77	76.99	250		----	901288	903713	901675
RMZ 250	04-06	FORGED BIG BORE	12.6:1	80	79.96	269	3	----	901383	903676	901675
RMZ 250	04-06	FORGED BIG BORE	12.6:1	80	79.97	269	3	----	901384	903676	901675
RMZ 250	04-06	FORGED BIG BORE	12.6:1	80	79.98	269	3	----	901385	903676	901675
RMZ 250	07-09	FORGED REPLICA	13.4:1	77	76.95	250		903436	----	----	----
RMZ 250	07-09	FORGED REPLICA	13.4:1	77	76.96	250		903437	----	----	----
RMZ 250	07-09	FORGED REPLICA	13.4:1	77	76.97	250		903438	----	----	----
RMZ 250	07-09	FORGED HIGH COMP	13.9:1	77	76.95	250		903439	----	----	----
RMZ 250	07-09	FORGED HIGH COMP	13.9:1	77	76.96	250		903440	----	----	----
RMZ 250	07-09	FORGED HIGH COMP	13.9:1	77	76.97	250		903441	----	----	----
RMZ 250	07-09	FORGED REPLICA	13.4:1	77	76.95	250		----	901339	903713	901675
RMZ 250	07-09	FORGED REPLICA	13.4:1	77	76.96	250		----	901340	903713	901675
RMZ 250	07-09	FORGED REPLICA	13.4:1	77	76.97	250		----	901341	903713	901675
RMZ 250	07-09	FORGED REPLICA	13.4:1	77	76.98	250		----	901342	903713	901675
RMZ 250	07-09	FORGED HIGH COMP	13.9	77	76.95	250		----	901419	903713	901675
RMZ 250	07-09	FORGED HIGH COMP	13.9	77	76.96	250		----	901420	903713	901675
RMZ 250	07-09	FORGED HIGH COMP	13.9	77	76.97	250		----	901421	903713	901675
RMZ 250	07-09	FORGED HIGH COMP	13.9	77	76.98	250		----	901422	903713	901675
RMZ 250	07-09	FORGED BIG BORE	13.4:1	80	79.96	269	3	----	901902	903676	901675
RMZ 250	07-09	FORGED BIG BORE	13.4:1	80	79.97	269	3	----	901903	903676	901675
RMZ 250	07-09	FORGED BIG BORE	13.4:1	80	79.98	269	3	----	901904	903676	901675
RMZ 250	10-12	FORGED REPLICA	13.4:1	77	76.95	250		903442	----	----	----
RMZ 250	10-12	FORGED REPLICA	13.4:1	77	76.96	250		903443	----	----	----
RMZ 250	10-12	FORGED REPLICA	13.4:1	77	76.97	250		903444	----	----	----
RMZ 250	10-12	FORGED HIGH COMP	13.8:1	77	76.95	250		903445	----	----	----
RMZ 250	10-12	FORGED HIGH COMP	13.8:1	77	76.96	250		903446	----	----	----
RMZ 250	10-12	FORGED HIGH COMP	13.8:1	77	76.97	250		903447	----	----	----
RMZ 250	10-12	FORGED REPLICA	13.4:1	77	76.95	250		----	901494	903713	901675
RMZ 250	10-12	FORGED REPLICA	13.4:1	77	76.96	250		----	901495	903713	901675
RMZ 250	10-12	FORGED REPLICA	13.4:1	77	76.97	250		----	901496	903713	901675
RMZ 250	10-12	FORGED REPLICA	13.4:1	77	76.98	250		----	901497	903713	901675
RMZ 250	10-12	FORGED HIGH COMP	13.8:1	77	76.95	250		----	901498	903713	901675
RMZ 250	10-12	FORGED HIGH COMP	13.8:1	77	76.96	250		----	901499	903713	901675
RMZ 250	10-12	FORGED HIGH COMP	13.8:1	77	76.97	250		----	901500	903713	901675
RMZ 250	10-12	FORGED HIGH COMP	13.8:1	77	76.98	250		----	901501	903713	901675
RMZ 250	10-12	FORGED BIG BORE	13.4:1	80	79.95	269	3	----	901905	903676	901675
RMZ 250	10-12	FORGED BIG BORE	13.4:1	80	79.96	269	3	----	901906	903676	901675

- accessories
- body
- handlebar & grips
- cables & levers
- exhaust
- engine
- fuel & intake
- electrical & ignition
- clutch
- drive
- bearings
- brakes
- steering & suspension
- tires
- tools & shop

ENGINE

VERTEX PISTONS

MODEL	YEAR	VERSION	COMP. RATIO	CYLINDER BORE (MM)	PISTON DIAM. (MM)	DIS-PLACEMENT	SIZE OVER STD	TOP END PISTON KIT	PISTON KIT	REPLACE-MENT RING(S)	CIRCLIP
SUZUKI CONTINUED											
RMZ 250	10-12	FORGED BIG BORE	13.4:1	80	79.97	269	3	----	901907	903676	901675
RMZ 250	10-12	FORGED HIGH COMP	0.584	77	76.95	250		----	901916	903713	901778
RMZ 250	10-12	FORGED HIGH COMP	0.584	77	76.96	250		----	901917	903713	901778
RMZ 250	10-12	FORGED HIGH COMP	0.584	77	76.97	250		----	901918	903713	901778
RMZ 250	13-15	FORGED REPLICIA	13.5:1	77	76.95	250		----	901919	903713	901675
RMZ 250	13-15	FORGED REPLICIA	13.5:1	77	76.96	250		----	901920	903713	901675
RMZ 250	13-15	FORGED REPLICIA	13.5:1	77	76.97	250		----	901921	903713	901675
RMZ 250	13-15	FORGED REPLICIA	13.5:1	77	76.98	250		----	901922	903713	901675
RMZ 250	13-15	FORGED HIGH COMP	13.9:1	77	76.95	250		----	901908	903713	901675
RMZ 250	13-15	FORGED HIGH COMP	13.9:1	77	76.96	250		----	901909	903713	901675
RMZ 250	13-15	FORGED HIGH COMP	13.9:1	77	76.97	250		----	901910	903713	901675
RMZ 250	13-15	FORGED HIGH COMP	13.9:1	77	76.98	250		----	901911	903713	901675
RMZ 250	13-15	FORGED HIGH COMP	14.0:1	77	76.95	250		----	901912	903713	901778
RMZ 250	13-15	FORGED HIGH COMP	14.0:1	77	76.96	250		----	901913	903713	901778
RMZ 250	13-15	FORGED HIGH COMP	14.0:1	77	76.97	250		----	901914	903713	901778
RMZ 250	13-15	FORGED BIG BORE	13.5:1	80	79.95	270	3	----	901899	903676	901675
RMZ 250	13-15	FORGED BIG BORE	13.5:1	80	79.96	270	3	----	901900	903676	901675
RMZ 250	13-15	FORGED BIG BORE	13.5:1	80	79.97	270	3	----	901901	903676	901675
RMZ 450	05-07	FORGED BIG BORE	12.8	100	99.95	493	4.5	----	901314	903686	901684
RMZ 450	05-07	FORGED REPLICIA	11.9:1	95.5	95.45	450		----	901306	903745	901675
RMZ 450	05-07	FORGED REPLICIA	11.9:1	95.5	95.46	450		----	901307	903745	901684
RMZ 450	05-07	FORGED REPLICIA	11.9:1	95.5	95.47	450		----	901308	903745	901684
RMZ 450	05-07	FORGED REPLICIA	11.9:1	95.5	95.48	450		----	901309	903745	901684
RMZ 450	05-07	FORGED HIGH COMP	13.0:1	95.5	95.45	450		----	901310	903745	901675
RMZ 450	05-07	FORGED HIGH COMP	13.0:1	95.5	95.46	450		----	901311	903745	901684
RMZ 450	05-07	FORGED HIGH COMP	13.0:1	95.5	95.47	450		----	901312	903745	901684
RMZ 450	05-07	FORGED HIGH COMP	13.0:1	95.5	95.48	450		----	901313	903745	901684
RMZ 450	08-12	FORGED REPLICIA	12.2:1	96	95.96	450		----	901357	903685	901675
RMZ 450	08-12	FORGED REPLICIA	12.2:1	96	95.97	450		----	901358	903685	901684
RMZ 450	08-12	FORGED REPLICIA	12.2:1	96	95.98	450		----	901359	903685	901684
RMZ 450	08-12	FORGED HIGH COMP	12.9	96	95.96	450		----	901360	903685	901675
RMZ 450	08-12	FORGED HIGH COMP	12.9	96	95.97	450		----	901361	903685	901684
RMZ 450	08-12	FORGED HIGH COMP	12.9:1	96	95.98	450		----	901362	903685	901684
RMZ 450	08-12	FORGED HIGH COMP	13.8:1	96	95.95	450		----	901931	903685	901791
RMZ 450	08-12	FORGED HIGH COMP	13.8:1	96	95.96	450		----	901932	903685	901791
RMZ 450	08-12	FORGED HIGH COMP	13.8:1	96	95.97	450		----	901933	903685	901791
RMZ 450	13-16	FORGED REPLICIA	12.5:1	96	95.96	450		----	901934	903685	901684
RMZ 450	13-16	FORGED REPLICIA	12.5:1	96	95.97	450		----	901935	903685	901684
RMZ 450	13-16	FORGED REPLICIA	12.5:1	96	95.98	450		----	901936	903685	901684
RMZ 450	13-16	FORGED REPLICIA	12.5:1	96	95.99	450		----	901937	903685	901684
RMZ 450	13-16	FORGED HIGH COMP	13.1:1	96	95.96	450		----	901923	903685	901684
RMZ 450	13-16	FORGED HIGH COMP	13.1:1	96	95.97	450		----	901924	903685	901684
RMZ 450	13-16	FORGED HIGH COMP	13.1:1	96	95.98	450		----	901925	903685	901684
RMZ 450	13-16	FORGED HIGH COMP	13.1:1	96	95.99	450		----	901926	903685	901684
RMZ 450	13-16	FORGED HIGH COMP	13.8:1	96	95.96	450		----	901927	903685	901791
RMZ 450	13-16	FORGED HIGH COMP	13.8:1	96	95.97	450		----	901928	903685	901791
RMZ 450	13-16	FORGED HIGH COMP	13.8:1	96	95.98	450		----	901929	903685	901791

VERTEX PISTONS

MODEL	YEAR	VERSION	COMP. RATIO	CYLINDER BORE (MM)	PISTON DIAM. (MM)	DIS-PLACEMENT	SIZE OVER STD	TOP END PISTON KIT	PISTON KIT	REPLACE-MENT RING(S)	CIRCLIP
YAMAHA											
WR 250	91-95	CAST REPLIC		68	67.95	250		----	901138	901109	901682
WR 250	96-97	CAST REPLIC		68	67.94	250		----	901938	901109	901682
WR 250	96-97	CAST REPLIC		68	67.95	250		----	901150	901109	901682
WR 250F	01-04	FORGED REPLIC	12.7:1	77	76.94	250		903448	----	----	----
WR 250F	01-04	FORGED REPLIC	12.7:1	77	76.95	250		903449	----	----	----
WR 250F	01-04	FORGED REPLIC	12.7:1	77	76.96	250		903450	----	----	----
WR 250F	01-04	FORGED BIG BORE	12.5:1	79	78.96	262	2	----	----	903772	901675
WR 250F	01-04	FORGED REPLIC	12.7:1	77	76.94	250		----	901188	903773	901675
WR 250F	01-04	FORGED REPLIC	12.7:1	77	76.95	250		----	901189	903773	901675
WR 250F	01-04	FORGED REPLIC	12.7:1	77	76.96	250		----	901190	903773	901675
WR 250F	01-04	FORGED REPLIC	12.7:1	77	76.97	250		----	901191	903773	901675
WR 250F	01-14	FORGED HIGH COMP	13.5:1	77	76.95	250		----	901195	903748	901675
WR 250F	01-14	FORGED HIGH COMP	13.5:1	77	76.94	250		----	901207	903773	901675
WR 250F	01-14	FORGED HIGH COMP	13.5:1	77	76.95	250		----	901208	903773	901675
WR 250F	01-14	FORGED HIGH COMP	13.5:1	77	76.96	250		----	901209	903773	901675
WR 250F	01-14	FORGED HIGH COMP	13.5:1	77	76.97	250		----	901210	903773	901675
WR 250F	01-14	FORGED HIGH COMP	13.5:1	77	76.98	250		----	901211	903773	901675
WR 250F	05-13	FORGED REPLIC	12.5:1	77	76.94	250		903451	----	----	----
WR 250F	05-13	FORGED REPLIC	12.5:1	77	76.95	250		903452	----	----	----
WR 250F	05-13	FORGED REPLIC	12.5:1	77	76.96	250		903453	----	----	----
WR 250F	05-13	FORGED BIG BORE	12.5:1	79	78.96	262	2	----	901292	903772	901675
WR 250F	05-13	FORGED BIG BORE	12.5:1	84	83.96	297	7	----	901317	903677	901675
WR 250F	05-13	FORGED BIG BORE	12.5:1	80	79.96	269	3	----	901297	903676	901675
WR 250F	05-13	FORGED BIG BORE	12.5:1	80	79.97	269	3	----	901298	903676	901675
WR 250F	05-13	FORGED BIG BORE	12.5:1	80	79.98	269	3	----	901299	903676	901675
WR 250F	05-14	FORGED REPLIC	12.5	77	76.94	250		----	901293	903773	901675
WR 250F	05-14	FORGED REPLIC	12.5:1	77	76.95	250		----	901294	903773	901675
WR 250F	05-14	FORGED REPLIC	12.5	77	76.96	250		----	901295	903773	901675
WR 250F	05-14	FORGED REPLIC	12.5:1	77	76.97	250		----	901296	903773	901675
WR 250F	15-16	FORGED REPLIC	13.5:1	77	76.95	250		----	901959	903774	901675
WR 250F	15-16	FORGED REPLIC	13.5:1	77	76.96	250		----	901960	903774	901675
WR 250F	15-16	FORGED REPLIC	13.5:1	77	76.97	250		----	901961	903774	901675
WR 250F	15-16	FORGED HIGH COMP	14.2:1	77	76.95	250		----	901950	903713	901675
WR 250F	15-16	FORGED HIGH COMP	14.2:1	77	76.96	250		----	901951	903713	901675
WR 250F	15-16	FORGED HIGH COMP	14.2:1	77	76.97	250		----	901952	903713	901675
WR 250F	15-16	FORGED BIG BORE	13.5:1	80	79.95	270	3	----	901947	903676	901675
WR 250F	15-16	FORGED BIG BORE	13.5:1	80	79.96	270	3	----	901948	903676	901675
WR 250F	15-16	FORGED BIG BORE	13.5:1	80	79.97	270	3	----	901949	903676	901675
WR 400F	98-00	FORGED REPLIC	12.5:1	92	91.93	400		----	901173	903660	901939
WR 426F	01-02	FORGED REPLIC	12.5:1	95	94.93	426		----	901179	903775	901684
WR 450F	03-06	FORGED REPLIC	12.5:1	95	94.93	450	STD	903454	----	----	----
WR 450F	03-06	FORGED REPLIC	12.5:1	95	94.94	450	STD	903455	----	----	----
WR 450F	03-06	FORGED REPLIC	12.5:1	95	94.95	450	STD	903456	----	----	----
WR 450F	03-12	FORGED BIG BORE	12.3:1	97	96.95	468	2	----	----	903776	901682
WR 450F	03-14	FORGED BIG BORE	12.5:1	98	97.96	478	3	----	901380	903714	901682
WR 450F	03-14	FORGED BIG BORE	12.5:1	98	97.97	478	3	----	901381	903714	901682
WR 450F	03-14	FORGED BIG BORE	12.5:1	98	97.98	478	3	----	901382	903714	901682
WR 450F	03-15	FORGED BIG BORE	12.5:1	100	99.96	498	5	----	901329	903686	901682
WR 450F	03-15	FORGED RACE	13.5:1	95	94.93	450		----	901212	903702	901682

- accessories
- body
- handlebar & grips
- cables & levers
- exhaust
- engine
- fuel & intake
- electrical & ignition
- clutch
- drive
- bearings
- brakes
- steering & suspension
- tires
- tools & shop

ENGINE

VERTEX PISTONS

MODEL	YEAR	VERSION	COMP. RATIO	CYLINDER BORE (MM)	PISTON DIAM. (MM)	DIS-PLACEMENT	SIZE OVER STD	TOP END PISTON KIT	PISTON KIT	REPLACE-MENT RING(S)	CIRCLIP
YAMAHA CONTINUED											
WR 450F	03-15	FORGED RACE	13.5:1	95	94.94	450		----	901213	903702	901682
WR 450F	03-15	FORGED RACE	13.5:1	95	94.95	450		----	901214	903702	901682
WR 450F	03-15	FORGED RACE	13.5:1	95	94.96	450		----	901215	903702	901682
WR 450F	03-15	FORGED REPLICA	12.5:1	95	94.93	450	STD	----	901223	903777	901682
WR 450F	03-15	FORGED REPLICA	12.5:1	95	94.94	450	STD	----	901224	903777	901682
WR 450F	03-15	FORGED REPLICA	12.5:1	95	94.95	450	STD	----	901225	903777	901682
WR 450F	03-15	FORGED REPLICA	12.5:1	95	94.96	450	STD	----	901226	903777	901682
WR 450F	03-15	FORGED BIG BORE	12.3:1	97	96.96	468	2	----	901238	903698	901682
WR 450F	03-15	FORGED BIG BORE	12.3:1	97	96.97	468	2	----	901239	903698	901682
WR 450F	03-15	FORGED BIG BORE	12.3:1	97	96.98	468	2	----	901240	903698	901682
WR 450F	07-13	FORGED REPLICA	12.5:1	95	94.93	450	STD	903457	----	----	----
WR 450F	07-13	FORGED REPLICA	12.5:1	95	94.94	450	STD	903458	----	----	----
WR 450F	07-13	FORGED REPLICA	12.5:1	95	94.95	450	STD	903459	----	----	----
YZ 125	97	CAST REPLICA		54	53.94	125		----	901158	901581	901680
YZ 125	94-96	CAST REPLICA		54	53.94	125		----	901145	901581	901675
YZ 125	98-01	CAST REPLICA	STD	54	53.94	125		903118	----	----	----
YZ 125	98-01	CAST REPLICA	STD	54	53.94	125		----	901167	901581	901680
YZ 125	02-04	CAST REPLICA	STD	54	53.94	125		903119	----	----	----
YZ 125	02-04	REPLICA		54	53.93	125		----	----	901581	901675
YZ 125	02-04	CAST REPLICA		54	53.94	125		----	901193	901581	901680
YZ 125	05-14	CAST REPLICA		54	53.94	125		903120	----	----	----
YZ 125	05-16	CAST BIG BORE	STD	55	54.95	130	1	----	901941	901943	901675
YZ 125	05-16	CAST BIG BORE	STD	56	55.95	135	2	----	901942	901944	901675
YZ 125	05-16	CAST REPLICA		54	53.94	125		----	901289	901581	901680
YZ 125	05-16	FORGED BIG BORE		58	57.95	144	4	----	901347	901585	901680
YZ 125	05-16	FORGED BIG BORE		58	57.96	144	4	----	901945	901585	901680
YZ 250	01	CAST REPLICA		66.4	66.35	250		903121	----	----	----
YZ 250	90-95	CAST REPLICA		68	67.95	250		----	901138	901109	901682
YZ 250	96-98	CAST REPLICA		68	67.94	250		----	901938	901109	901682
YZ 250	96-98	CAST REPLICA		68	67.95	250		----	901150	901109	901682
YZ 250	96-98	CAST REPLICA	STD	68	67.95	250		----	----	901109	901682
YZ 250	99-00	CAST REPLICA		66.4	66.35	250		903122	----	----	----
YZ 250	99-16	CAST REPLICA		66.4	66.34	250		----	901946	901103	901682
YZ 250	99-16	CAST REPLICA		66.4	66.35	250		----	901175	901103	901682
YZ 250	99-16	CAST BIG BORE	STD	72	71.94	295	5.6	----	903632	901106	901682
YZ 250	99-16	CAST BIG BORE	STD	72	71.95	295	5.6	----	903633	901106	901682
YZ 250	99-16	CAST BIG BORE	STD	72	71.96	295	5.6	----	903634	901106	901682
YZ 250	02-14	CAST REPLICA		66.4	66.35	250		903123	----	----	----
YZ 250F	16	FORGED REPLICA	13.5:1	77	76.95	250		----	903635	903713	901675
YZ 250F	16	FORGED REPLICA	13.5:1	77	76.96	250		----	903636	903713	901675
YZ 250F	16	FORGED REPLICA	13.5:1	77	76.97	250		----	903637	903713	901675
YZ 250F	16	FORGED HIGH COMP		77	76.95	250		----	903638	903713	901675
YZ 250F	16	FORGED HIGH COMP		77	76.96	250		----	903639	903713	901675
YZ 250F	16	FORGED HIGH COMP		77	76.97	250		----	903640	903713	901675
YZ 250F	16	FORGED HIGH COMP		77	76.95	250		----	903641	903713	901675
YZ 250F	16	FORGED HIGH COMP		77	77.96	250		----	903642	903713	901675
YZ 250F	16	FORGED HIGH COMP		77	76.97	250		----	903643	903713	901675
YZ 250F	01-04	FORGED REPLICA	12.7:1	77	76.94	250		903448	----	----	----
YZ 250F	01-04	FORGED REPLICA	12.7:1	77	76.95	250		903449	----	----	----
YZ 250F	01-04	FORGED REPLICA	12.7:1	77	76.96	250		903450	----	----	----

VERTEX PISTONS

MODEL	YEAR	VERSION	COMP. RATIO	CYLINDER BORE (MM)	PISTON DIAM. (MM)	DIS-PLACEMENT	SIZE OVER STD	TOP END PISTON KIT	PISTON KIT	REPLACE-MENT RING(S)	CIRCLIP
YAMAHA CONTINUED											
YZ 250F	01-04	FORGED BIG BORE	12.5:1	79	78.96	262	2	----	----	903772	901675
YZ 250F	01-04	FORGED REPLIC	12.7:1	77	76.94	250		----	901188	903773	901675
YZ 250F	01-04	FORGED REPLIC	12.7:1	77	76.95	250		----	901189	903773	901675
YZ 250F	01-04	FORGED REPLIC	12.7:1	77	76.96	250		----	901190	903773	901675
YZ 250F	01-04	FORGED REPLIC	12.7:1	77	76.97	250		----	901191	903773	901675
YZ 250F	01-07	FORGED HIGH COMP	13.5:1	77	76.95	250		----	901195	903748	901675
YZ 250F	01-07	FORGED HIGH COMP	13.5:1	77	76.94	250		----	901207	903773	901675
YZ 250F	01-07	FORGED HIGH COMP	13.5:1	77	76.95	250		----	901208	903773	901675
YZ 250F	01-07	FORGED HIGH COMP	13.5:1	77	76.96	250		----	901209	903773	901675
YZ 250F	01-07	FORGED HIGH COMP	13.5:1	77	76.97	250		----	901210	903773	901675
YZ 250F	01-07	FORGED HIGH COMP	13.5:1	77	76.98	250		----	901211	903773	901675
YZ 250F	05-07	FORGED REPLIC	12.5:1	77	76.94	250		903451	----	----	----
YZ 250F	05-07	FORGED REPLIC	12.5:1	77	76.95	250		903452	----	----	----
YZ 250F	05-07	FORGED REPLIC	12.5:1	77	76.96	250		903453	----	----	----
YZ 250F	05-07	FORGED REPLIC	12.5	77	76.94	250		----	901293	903773	901675
YZ 250F	05-07	FORGED REPLIC	12.5:1	77	76.95	250		----	901294	903773	901675
YZ 250F	05-07	FORGED REPLIC	12.5	77	76.96	250		----	901295	903773	901675
YZ 250F	05-07	FORGED REPLIC	12.5:1	77	76.97	250		----	901296	903773	901675
YZ 250F	05-07	FORGED BIG BORE	12.5:1	80	79.96	269	3	----	901297	903676	901675
YZ 250F	05-07	FORGED BIG BORE	12.5:1	80	79.97	269	3	----	901298	903676	901675
YZ 250F	05-07	FORGED BIG BORE	12.5:1	80	79.98	269	3	----	901299	903676	901675
YZ 250F	05-12	FORGED BIG BORE	12.5:1	79	78.96	262	2	----	901292	903772	901675
YZ 250F	05-12	FORGED BIG BORE	12.5:1	84	83.96	297	7	----	901317	903677	901675
YZ 250F	08-13	FORGED REPLIC	13.5:1	77	76.95	250	STD	903460	----	----	----
YZ 250F	08-13	FORGED REPLIC	13.5:1	77	76.96	250	STD	903461	----	----	----
YZ 250F	08-13	FORGED REPLIC	13.5:1	77	76.97	250	STD	903462	----	----	----
YZ 250F	08-13	FORGED REPLIC	13.5:1	77	76.95	250	STD	----	901369	903773	901675
YZ 250F	08-13	FORGED REPLIC	13.5:1	77	76.96	250	STD	----	901370	903773	901675
YZ 250F	2008-2013	FORGED REPLIC	13.5:1	77	76.97	250	STD	----	901962	903773	901675
YZ 250F	2008-2013	FORGED REPLIC	13.5:1	77	76.98	250	STD	----	901963	903773	901675
YZ 250F	2008-2013	FORGED HIGH COMP	13.9:1	77	76.95	250	STD	----	901373	903748	901675
YZ 250F	2008-2013	FORGED HIGH COMP	13.9:1	77	76.96	250	STD	----	901374	903748	901675
YZ 250F	2008-2013	FORGED HIGH COMP	13.9:1	77	76.97	250	STD	----	901375	903748	901675
YZ 250F	08-13	FORGED HIGH COMP	13.9:1	77	76.98	250	STD	----	901376	903748	901675
YZ 250F	08-13	FORGED HIGH COMP	14.2:1	77	76.95	250		----	901956	903748	901778
YZ 250F	08-13	FORGED HIGH COMP	14.2:1	77	76.96	250		----	901957	903748	901778
YZ 250F	08-13	FORGED HIGH COMP	14.2:1	77	76.97	250		----	901958	903748	901778
YZ 250F	14-15	FORGED REPLIC	13.5:1	77	76.95	250		----	901959	903774	901675
YZ 250F	14-15	FORGED REPLIC	13.5:1	77	76.96	250		----	901960	903774	901675
YZ 250F	14-15	FORGED REPLIC	13.5:1	77	76.97	250		----	901961	903774	901675
YZ 250F	14-15	FORGED HIGH COMP	14.2:1	77	76.95	250		----	901950	903713	901675
YZ 250F	14-15	FORGED HIGH COMP	14.2:1	77	76.96	250		----	901951	903713	901675
YZ 250F	14-15	FORGED HIGH COMP	14.2:1	77	76.97	250		----	901952	903713	901675
YZ 250F	14-15	FORGED BIG BORE	13.5:1	80	79.95	270	3	----	901947	903676	901675
YZ 250F	14-15	FORGED BIG BORE	13.5:1	80	79.96	270	3	----	901948	903676	901675
YZ 250F	14-15	FORGED BIG BORE	13.5:1	80	79.97	270	3	----	901949	903676	901675

- accessories
- body
- handlebar & grips
- cables & levers
- exhaust
- engine**
- fuel & intake
- electrical & ignition
- clutch
- drive
- bearings
- brakes
- steering & suspension
- tires
- tools & shop

ENGINE

VERTEX PISTONS

MODEL	YEAR	VERSION	COMP. RATIO	CYLINDER BORE (MM)	PISTON DIAM. (MM)	DIS-PLACEMENT	SIZE OVER STD	TOP END PISTON KIT	PISTON KIT	REPLACE-MENT RING(S)	CIRCLIP
YAMAHA CONTINUED											
YZ 250F	14-15	FORGED HIGH COMP	14.4:1	77	76.95	250		----	901953	903713	901675
YZ 250F	14-15	FORGED HIGH COMP	14.4:1	77	76.96	250		----	901954	903713	901675
YZ 250F	14-15	FORGED HIGH COMP	14.4:1	77	76.97	250		----	901955	903713	901675
YZ 250F	15-16	PRO HIGH COMP	13.8:1	77	76.96	250		----	903644	903713	901675
YZ 250F	15-16	FORGED PRO BIG BORE	14.4:1	80	79.96	270	3	----	903645	903684	901675
YZ 250FX	15	FORGED REPLICA	13.5:1	77	76.95	250		----	901959	903774	901675
YZ 250FX	15	FORGED REPLICA	13.5:1	77	76.96	250		----	901960	903774	901675
YZ 250FX	15	FORGED REPLICA	13.5:1	77	76.97	250		----	901961	903774	901675
YZ 250FX	15	FORGED HIGH COMP	14.2:1	77	76.95	250		----	901950	903713	901675
YZ 250FX	15	FORGED HIGH COMP	14.2:1	77	76.96	250		----	901951	903713	901675
YZ 250FX	15	FORGED HIGH COMP	14.2:1	77	76.97	250		----	901952	903713	901675
YZ 250FX	15	FORGED BIG BORE	13.5:1	80	79.95	270	3	----	901947	903676	901675
YZ 250FX	15	FORGED BIG BORE	13.5:1	80	79.96	270	3	----	901948	903676	901675
YZ 250FX	15	FORGED BIG BORE	13.5:1	80	79.97	270	3	----	901949	903676	901675
YZ 250FX	15	FORGED HIGH COMP	14.4:1	77	76.95	250		----	901953	903713	901675
YZ 250FX	15	FORGED HIGH COMP	14.4:1	77	76.96	250		----	901954	903713	901675
YZ 250FX	15	FORGED HIGH COMP	14.4:1	77	76.97	250		----	901955	903713	901675
YZ 400F	98-99	FORGED REPLICA	12.5:1	92	91.93	400		----	901173	903660	901939
YZ 426F	00-02	FORGED REPLICA	12.5:1	95	94.93	426		----	901179	903775	901684
YZ 450F	03-05	FORGED REPLICA	12.5:1	95	94.93	450	STD	903454	----	----	----
YZ 450F	03-05	FORGED REPLICA	12.5:1	95	94.94	450	STD	903455	----	----	----
YZ 450F	03-05	FORGED REPLICA	12.5:1	95	94.95	450	STD	903456	----	----	----
YZ 450F	03-09	FORGED BIG BORE	12.3:1	97	96.95	468	2	----	----	903776	901682
YZ 450F	03-09	FORGED BIG BORE	12.5:1	100	99.96	498	5	----	901329	903686	901682
YZ 450F	03-09	FORGED RACE	13.5:1	95	94.93	450		----	901212	903702	901682
YZ 450F	03-09	FORGED RACE	13.5:1	95	94.94	450		----	901213	903702	901682
YZ 450F	03-09	FORGED RACE	13.5:1	95	94.95	450		----	901214	903702	901682
YZ 450F	03-09	FORGED RACE	13.5:1	95	94.96	450		----	901215	903702	901682
YZ 450F	03-09	FORGED REPLICA	12.5:1	95	94.93	450	STD	----	901223	903777	901682
YZ 450F	03-09	FORGED REPLICA	12.5:1	95	94.94	450	STD	----	901224	903777	901682
YZ 450F	03-09	FORGED REPLICA	12.5:1	95	94.95	450	STD	----	901225	903777	901682
YZ 450F	03-09	FORGED REPLICA	12.5:1	95	94.96	450	STD	----	901226	903777	901682
YZ 450F	03-09	FORGED BIG BORE	12.3:1	97	96.96	468	2	----	901238	903698	901682
YZ 450F	03-09	FORGED BIG BORE	12.3:1	97	96.97	468	2	----	901239	903698	901682
YZ 450F	03-09	FORGED BIG BORE	12.3:1	97	96.98	468	2	----	901240	903698	901682
YZ 450F	03-09	FORGED BIG BORE	12.5:1	98	97.96	478	3	----	901380	903714	901682
YZ 450F	03-09	FORGED BIG BORE	12.5:1	98	97.97	478	3	----	901381	903714	901682
YZ 450F	03-09	FORGED BIG BORE	12.5:1	98	97.98	478	3	----	901382	903714	901682
YZ 450F	06-09	FORGED REPLICA	12.5:1	95	94.93	450	STD	903457	----	----	----
YZ 450F	06-09	FORGED REPLICA	12.5:1	95	94.94	450	STD	903458	----	----	----
YZ 450F	06-09	FORGED REPLICA	12.5:1	95	94.95	450	STD	903459	----	----	----
YZ 450F	10-13	FORGED REPLICA	12.5:1	97	96.93	450		903463	----	----	----
YZ 450F	10-13	FORGED REPLICA	12.5:1	97	96.94	450		903464	----	----	----
YZ 450F	10-13	FORGED REPLICA	12.5:1	97	96.95	450		903465	----	----	----
YZ 450F	10-13	FORGED HIGH COMP	13.5:1	97	96.93	450		903466	----	----	----

VERTEX PISTONS

MODEL	YEAR	VERSION	COMP. RATIO	CYLINDER BORE (MM)	PISTON DIAM. (MM)	DIS-PLACEMENT	SIZE OVER STD	TOP END PISTON KIT	PISTON KIT	REPLACE-MENT RING(S)	CIRCLIP
YAMAHA CONTINUED											
YZ 450F	10-13	FORGED HIGH COMP	13.5:1	97	96.94	450		903467	-----	-----	-----
YZ 450F	10-13	FORGED HIGH COMP	13.5:1	97	96.95	450		903468	-----	-----	-----
YZ 450F	10-13	FORGED REPLIC A	12.5:1	97	96.93	450		-----	901486	903780	901682
YZ 450F	10-13	FORGED REPLIC A	12.5:1	97	96.94	450		-----	901487	903780	901682
YZ 450F	10-13	FORGED REPLIC A	12.5:1	97	96.95	450		-----	901488	903780	901682
YZ 450F	10-13	FORGED REPLIC A	12.5:1	97	96.96	450		-----	901489	903780	901682
YZ 450F	10-13	FORGED HIGH COMP	13.5:1	97	96.93	450		-----	901490	903781	901682
YZ 450F	10-13	FORGED HIGH COMP	13.5:1	97	96.94	450		-----	901491	903781	901682
YZ 450F	10-13	FORGED HIGH COMP	13.5:1	97	96.95	450		-----	901492	903781	901682
YZ 450F	10-13	FORGED HIGH COMP	13.5:1	97	96.96	450		-----	901493	903781	901682
YZ 450F	10-13	FORGED HIGH COMP	13.6:1	97	96.93	450		-----	901967	903780	901687
YZ 450F	10-13	FORGED HIGH COMP	13.6:1	97	96.94	450		-----	901968	903780	901687
YZ 450F	10-13	FORGED HIGH COMP	13.6:1	97	96.95	450		-----	901969	903780	901687
YZ 450F	10-15	FORGED BIG BORE	12.5:1	99	98.94	468	2	-----	901964	903687	901682
YZ 450F	10-15	FORGED BIG BORE	12.5:1	99	98.95	468	2	-----	901965	903687	901682
YZ 450F	10-15	FORGED BIG BORE	12.5:1	99	98.96	468	2	-----	901966	903687	901682
YZ 450F	14-16	FORGED REPLIC A	12.5:1	97	96.93	450		-----	903646	903780	901682
YZ 450F	14-16	FORGED REPLIC A	12.5:1	97	96.94	450		-----	903647	903780	901682
YZ 450F	14-16	FORGED REPLIC A	12.5:1	97	96.95	450		-----	903648	903780	901682
YZ 450F	14-16	FORGED HIGH COMP	13.5:1	97	96.94	450		-----	903649	903781	901682
YZ 450F	14-16	FORGED HIGH COMP	13.5:1	97	96.95	450		-----	903650	903781	901682
YZ 450F	14-16	FORGED HIGH COMP	13.5:1	97	96.96	450		-----	903651	903781	901682
YZ 450F	14-16	FORGED HIGH COMP	13.7:1	97	96.94	450		-----	903652	903781	901682
YZ 450F	14-16	FORGED HIGH COMP	13.7:1	97	96.95	450		-----	903653	903781	901682
YZ 450F	14-16	FORGED HIGH COMP	13.7:1	97	96.96	450		-----	903654	903781	901682
YZ 80	93-01	CAST REPLIC A		47	46.95	80		-----	901164	901567	901674
YZ 85	02-14	CAST REPLIC A		47.5	47.45	85		903133	-----	-----	-----
YZ 85	02-16	CAST BIG BORE		49.5	49.45	92	2	-----	901068	901574	901674
YZ 85	02-16	CAST REPLIC A		47.5	47.45	85		-----	901205	901570	901674
YZ 85	02-16	FORGED BIG BORE		52.5	52.44	103	5	-----	901534	901098	901674
YZ 85	02-16	FORGED BIG BORE		52.5	52.45	103	5	-----	901535	901098	901674
YZ 85	02-16	FORGED BIG BORE		52.5	52.46	103	5	-----	901536	901098	901674

- accessories
- body
- handlebar & grips
- cables & levers
- exhaust
- engine
- fuel & intake
- electrical & ignition
- clutch
- drive
- bearings
- brakes
- steering & suspension
- tires
- tools & shop

ENGINE

VERTEX PISTON PRICING

accessories
body
handlebar & grips
cables & levers
exhaust
engine
fuel & intake
electrical & ignition
clutch
drive
bearings
brakes
steering & suspension
tires
tools & shop

901000	169.95	G	901144	123.95	G	901197	200.95	G	901254	211.95	G	901315	205.95	G
901050	169.95	G	901145	123.95	G	901198	200.95	G	901255	190.95	G	901316	211.95	G
901051	169.95	G	901146	152.95	G	901199	200.95	G	901256	190.95	G	901317	232.95	G
901052	169.95	G	901147	123.95	G	901200	200.95	G	901257	190.95	G	901318	205.95	G
901053	169.95	G	901148	123.95	G	901201	144.95	G	901258	190.95	G	901319	218.95	G
901066	77.95	G	901149	123.95	G	901203	75.95	G	901259	190.95	G	901321	205.95	G
901067	106.95	G	901150	152.95	G	901204	90.95	G	901260	190.95	G	901323	227.95	G
901068	106.95	G	901155	136.95	G	901205	90.95	G	901261	190.95	G	901324	211.95	G
901069	106.95	G	901156	152.95	G	901206	90.95	G	901262	190.95	G	901325	190.95	G
901070	106.95	G	901157	152.95	G	901207	227.95	G	901266	112.95	G	901326	190.95	G
901071	89.95	G	901158	123.95	G	901208	227.95	G	901268	123.95	G	901327	190.95	G
901072	211.95	G	901159	152.95	G	901209	227.95	G	901269	136.95	G	901328	190.95	G
901077	169.95	G	901160	152.95	G	901210	227.95	G	901270	123.95	G	901329	227.95	G
901078	169.95	G	901161	55.95	G	901211	227.95	G	901271	205.95	G	901330	218.95	G
901080	128.95	G	901162	136.95	G	901212	232.95	G	901272	205.95	G	901331	90.95	G
901081	145.95	G	901163	90.95	G	901213	232.95	G	901273	205.95	G	901332	218.95	G
901092	29.95	G	901164	90.95	G	901214	232.95	G	901276	123.95	G	901333	160.95	G
901093	17.95	G	901165	90.95	G	901215	232.95	G	901280	211.95	G	901334	160.95	G
901094	17.95	G	901166	90.95	G	901216	227.95	G	901281	211.95	G	901335	160.95	G
901095	17.95	G	901167	120.95	G	901217	227.95	G	901282	211.95	G	901336	179.95	G
901096	17.95	G	901168	152.95	G	901218	227.95	G	901283	211.95	G	901337	179.95	G
901097	17.95	G	901169	123.95	G	901222	152.95	G	901284	211.95	G	901338	179.95	G
901098	18.95	G	901170	152.95	G	901223	222.95	G	901285	211.95	G	901339	190.95	G
901099	18.95	G	901171	197.95	G	901224	222.95	G	901286	211.95	G	901340	190.95	G
901100	19.95	G	901172	147.95	G	901225	222.95	G	901287	211.95	G	901341	190.95	G
901101	19.95	G	901173	190.95	G	901226	222.95	G	901288	211.95	G	901342	190.95	G
901102	22.95	G	901174	152.95	G	901227	152.95	G	901289	123.95	G	901344	212.95	G
901103	29.95	G	901175	137.95	G	901228	162.95	G	901290	152.95	G	901345	212.95	G
901105	29.95	G	901176	152.95	G	901229	214.95	G	901291	152.95	G	901347	147.95	G
901106	29.95	G	901177	128.95	G	901230	225.95	G	901292	205.95	G	901348	226.95	G
901109	29.95	G	901178	158.95	G	901231	225.95	G	901293	178.95	G	901349	226.95	G
901110	29.95	G	901179	197.95	G	901232	190.95	G	901294	178.95	G	901350	225.95	G
901111	20.95	G	901180	152.95	G	901233	190.95	G	901295	179.95	G	901351	225.95	G
901112	20.95	G	901181	152.95	G	901234	190.95	G	901296	179.95	G	901352	246.95	G
901113	20.95	G	901182	152.95	G	901237	246.95	G	901297	205.95	G	901353	246.95	G
901114	20.95	G	901183	123.95	G	901242	227.95	G	901298	205.95	G	901354	246.95	G
901115	20.95	G	901184	123.95	G	901243	227.95	G	901299	205.95	G	901356	183.95	G
901116	24.95	G	901185	123.95	G	901244	227.95	G	901300	152.95	G	901357	205.95	G
901117	24.95	G	901186	152.95	G	901245	227.95	G	901301	123.95	G	901358	205.95	G
901118	35.95	G	901187	90.95	G	901246	246.95	G	901306	205.95	G	901359	205.95	G
901136	123.95	G	901188	178.95	G	901247	246.95	G	901307	205.95	G	901360	220.95	G
901137	152.95	G	901189	178.95	G	901248	246.95	G	901308	205.95	G	901361	220.95	G
901138	152.95	G	901190	178.95	G	901249	203.95	G	901309	205.95	G	901362	220.95	G
901139	123.95	G	901191	178.95	G	901249	203.95	G	901310	220.95	G	901363	225.95	G
901140	152.95	G	901193	123.95	G	901250	203.95	G	901311	220.95	G	901364	246.95	G
901141	123.95	G	901194	152.95	G	901251	194.95	G	901312	220.95	G	901365	225.95	G
901142	123.95	G	901195	227.95	G	901252	218.95	G	901313	220.95	G	901366	246.95	G
901143	123.95	G	901196	51.95	G	901253	218.95	G	901314	220.95	G	901367	147.95	G

VERTEX PISTON PRICING

901369	178.95	G	901423	185.95	G	901512	211.95	G	901677	1.95	G	901814	194.95	G
901370	178.95	G	901424	185.95	G	901513	227.95	G	901680	1.95	G	901815	204.95	G
901373	227.95	G	901425	185.95	G	901514	227.95	G	901681	1.95	G	901817	183.95	G
901374	227.95	G	901435	211.95	G	901515	227.95	G	901682	1.95	G	901818	183.95	G
901375	227.95	G	901436	211.95	G	901516	198.95	G	901683	1.95	G	901819	211.95	G
901376	227.95	G	901437	211.95	G	901517	213.95	G	901684	1.95	G	901820	211.95	G
901380	221.45	G	901438	211.95	G	901520	154.95	G	901686	1.95	G	901821	211.95	G
901381	221.45	G	901445	212.95	G	901521	154.95	G	901687	1.95	G	901822	264.95	G
901382	221.45	G	901446	212.95	G	901522	154.95	G	901712	212.95	G	901823	264.95	G
901383	211.95	G	901447	212.95	G	901525	162.95	G	901713	225.95	G	901824	264.95	G
901384	211.95	G	901448	227.95	G	901526	162.95	G	901714	246.95	G	901825	220.95	G
901385	211.95	G	901449	227.95	G	901534	154.95	G	901775	264.95	G	901826	220.95	G
901386	246.95	G	901450	227.95	G	901535	154.95	G	901776	264.95	G	901827	264.95	G
901387	51.95	G	901451	211.95	G	901536	154.95	G	901777	264.95	G	901828	264.95	G
901388	55.95	G	901452	211.95	G	901537	165.95	G	901778	1.95	G	901829	264.95	G
901389	189.95	G	901453	211.95	G	901538	165.95	G	901779	211.95	G	901830	220.95	G
901390	189.95	G	901469	203.95	G	901539	226.95	G	901780	227.95	G	901831	220.95	G
901391	189.95	G	901470	203.95	G	901540	122.95	G	901781	227.95	G	901832	220.95	G
901392	189.95	G	901471	203.95	G	901550	221.95	G	901782	227.95	G	901833	220.95	G
901393	211.95	G	901482	211.95	G	901551	243.95	G	901783	227.95	G	901834	264.95	G
901394	211.95	G	901483	211.95	G	901552	190.95	G	901784	227.95	G	901835	264.95	G
901395	211.95	G	901484	211.95	G	901553	190.95	G	901785	227.95	G	901836	264.95	G
901396	211.95	G	901486	211.95	G	901554	190.95	G	901786	227.95	G	901837	205.95	G
901397	205.95	G	901487	211.95	G	901555	190.95	G	901787	264.95	G	901838	205.95	G
901398	220.95	G	901488	211.95	G	901556	211.95	G	901788	264.95	G	901839	205.95	G
901399	205.95	G	901489	211.95	G	901557	211.95	G	901789	264.95	G	901840	205.95	G
901400	205.95	G	901490	227.95	G	901558	211.95	G	901791	1.95	G	901841	205.95	G
901401	205.95	G	901491	227.95	G	901560	211.95	G	901792	264.95	G	901842	205.95	G
901402	205.95	G	901492	227.95	G	901561	211.95	G	901793	264.95	G	901843	205.95	G
901403	227.95	G	901493	227.95	G	901562	211.95	G	901794	264.95	G	901844	75.95	G
901404	227.95	G	901494	190.95	G	901563	211.95	G	901795	205.95	G	901846	112.95	G
901405	227.95	G	901495	190.95	G	901564	211.95	G	901796	205.95	G	901847	139.95	G
901406	227.95	G	901496	190.95	G	901565	211.95	G	901797	205.95	G	901848	129.95	G
901407	183.95	G	901497	190.95	G	901566	243.95	G	901798	205.95	G	901849	129.95	G
901408	211.95	G	901498	211.95	G	901567	18.95	G	901799	221.95	G	901850	147.95	G
901409	211.95	G	901499	211.95	G	901568	15.95	G	901800	221.95	G	901851	162.95	G
901410	211.95	G	901500	211.95	G	901569	17.95	G	901801	221.95	G	901852	218.95	G
901411	211.95	G	901501	211.95	G	901570	17.95	G	901802	221.95	G	901853	218.95	G
901412	211.95	G	901502	190.95	G	901574	17.95	G	901803	221.95	G	901854	218.95	G
901413	211.95	G	901503	190.95	G	901575	19.95	G	901805	218.95	G	901855	218.95	G
901414	211.95	G	901504	190.95	G	901576	19.95	G	901806	218.95	G	901856	218.95	G
901415	190.95	G	901505	190.95	G	901581	19.95	G	901807	218.95	G	901857	218.95	G
901416	190.95	G	901506	211.95	G	901583	19.95	G	901808	264.95	G	901858	218.95	G
901417	190.95	G	901507	211.95	G	901585	21.95	G	901809	264.95	G	901859	205.95	G
901419	211.95	G	901508	211.95	G	901673	1.95	G	901810	264.95	G	901860	205.95	G
901420	211.95	G	901509	211.95	G	901674	1.95	G	901811	219.95	G	901861	243.95	G
901421	211.95	G	901510	211.95	G	901675	1.95	G	901812	194.95	G	901862	243.95	G
901422	211.95	G	901511	211.95	G	901676	1.95	G	901813	194.95	G	901863	243.95	G

- accessories
- body
- handlebar & grips
- cables & levers
- exhaust
- engine**
- fuel & intake
- electrical & ignition
- clutch
- drive
- bearings
- brakes
- steering & suspension
- tires
- tools & shop

ENGINE

VERTEX PISTON PRICING

- accessories
- body
- handlebar & grips
- cables & levers
- exhaust
- engine
- fuel & intake
- electrical & ignition
- clutch
- drive
- bearings
- brakes
- steering & suspension
- tires
- tools & shop

901864	243.95	G	901912	264.95	G	901963	178.95	G	903075	190.95	G	903354	276.28	G
901865	243.95	G	901913	264.95	G	901964	227.95	G	903076	177.95	G	903355	276.28	G
901866	243.95	G	901914	264.95	G	901965	227.95	G	903077	207.95	G	903356	276.28	G
901867	243.95	G	901916	264.95	G	901966	227.95	G	903078	207.95	G	903357	295.28	G
901868	264.95	G	901917	264.95	G	901967	264.95	G	903085	207.95	G	903358	295.28	G
901869	264.95	G	901918	264.95	G	901968	264.95	G	903086	207.95	G	903359	295.28	G
901870	264.95	G	901919	190.95	G	901969	264.95	G	903087	206.95	G	903360	295.28	G
901871	221.95	G	901920	190.95	G	901970	158.95	G	903088	206.95	G	903361	295.28	G
901872	221.95	G	901921	190.95	G	901971	190.95	G	903089	212.95	G	903362	295.28	G
901873	221.95	G	901922	190.95	G	901972	117.95	G	903096	67.95	G	903363	315.28	G
901874	246.95	G	901923	220.95	G	901973	164.95	G	903097	82.95	G	903364	315.28	G
901875	246.95	G	901924	220.95	G	901974	164.95	G	903098	86.95	G	903365	315.28	G
901876	246.95	G	901925	220.95	G	901975	164.95	G	903099	89.95	G	903366	296.78	G
901877	225.95	G	901926	220.95	G	901976	185.95	G	903100	119.95	G	903367	296.78	G
901878	225.95	G	901927	264.95	G	901977	185.95	G	903101	149.95	G	903368	296.78	G
901879	225.95	G	901928	264.95	G	901978	185.95	G	903102	149.95	G	903369	315.78	G
901880	246.95	G	901929	264.95	G	901981	165.95	G	903103	189.95	G	903370	315.78	G
901881	246.95	G	901931	264.95	G	901982	167.95	G	903104	189.95	G	903371	315.78	G
901882	246.95	G	901932	264.95	G	901983	165.95	G	903105	108.95	G	903372	327.29	G
901883	264.95	G	901933	264.95	G	901984	165.95	G	903118	143.95	G	903373	327.29	G
901884	264.95	G	901934	205.95	G	901985	163.95	G	903119	143.95	G	903374	327.29	G
901885	264.95	G	901935	205.95	G	901986	167.95	G	903120	143.95	G	903375	306.29	G
901886	225.95	G	901936	205.95	G	901987	190.95	G	903121	169.95	G	903376	306.29	G
901887	225.95	G	901937	205.95	G	901988	192.95	G	903122	166.95	G	903377	306.29	G
901888	225.95	G	901938	152.95	G	901989	198.95	G	903123	166.95	G	903378	346.29	G
901889	51.95	G	901939	1.95	G	901990	199.95	G	903133	110.95	G	903379	346.29	G
901890	51.95	G	901941	132.95	G	901991	199.95	G	903134	169.95	G	903380	346.29	G
901891	225.95	G	901942	132.95	G	901992	119.95	G	903304	163.06	G	903381	324.29	G
901892	225.95	G	901943	19.95	G	901993	119.95	G	903329	113.05	G	903382	324.29	G
901893	225.95	G	901944	19.95	G	901994	113.95	G	903330	113.05	G	903383	324.29	G
901894	212.95	G	901945	147.95	G	901995	119.95	G	903332	52.50	G	903384	349.78	G
901895	55.95	G	901946	137.95	G	903039	172.95	G	903333	52.50	G	903385	349.78	G
901896	55.95	G	901947	232.95	G	903040	172.95	G	903334	52.50	G	903386	349.78	G
901897	90.95	G	901948	232.95	G	903042	169.95	G	903338	56.50	G	903387	333.64	G
901898	90.95	G	901949	232.95	G	903043	169.95	G	903339	56.50	G	903388	333.64	G
901899	211.95	G	901950	227.95	G	903044	163.95	G	903340	56.50	G	903389	333.64	G
901900	211.95	G	901951	227.95	G	903060	102.95	G	903341	56.50	G	903390	355.33	G
901901	211.95	G	901952	227.95	G	903061	113.95	G	903343	191.05	G	903391	355.33	G
901902	211.95	G	901953	264.95	G	903062	139.95	G	903344	191.05	G	903392	355.33	G
901903	211.95	G	901954	264.95	G	903066	188.95	G	903345	191.05	G	903393	346.29	G
901904	211.95	G	901955	264.95	G	903067	188.95	G	903346	212.18	G	903394	346.29	G
901905	211.95	G	901956	264.95	G	903068	186.95	G	903347	212.18	G	903395	346.29	G
901906	211.95	G	901957	264.95	G	903069	186.95	G	903348	212.18	G	903396	324.29	G
901907	211.95	G	901958	264.95	G	903070	186.95	G	903349	265.23	G	903397	324.29	G
901908	211.95	G	901959	178.95	G	903071	186.95	G	903350	265.23	G	903398	324.29	G
901909	211.95	G	901960	178.95	G	903072	177.95	G	903351	265.23	G	903399	267.58	G
901910	211.95	G	901961	178.95	G	903073	177.95	G	903352	265.23	G	903400	267.58	G
901911	211.95	G	901962	178.95	G	903074	190.95	G	903353	265.23	G	903401	267.58	G

VERTEX PISTON PRICING

903402	273.64	G	903450	253.64	G	903533	221.37	G	903637	191.05	G	903686	55.83	G
903403	273.64	G	903451	253.64	G	903534	265.23	G	903638	228.09	G	903687	55.83	G
903404	273.64	G	903452	253.64	G	903535	265.23	G	903639	228.09	G	903688	55.83	G
903405	273.64	G	903453	253.64	G	903536	265.23	G	903640	228.09	G	903689	34.63	G
903406	273.64	G	903454	307.16	G	903537	228.09	G	903641	265.23	G	903690	34.63	G
903407	294.64	G	903455	307.16	G	903538	228.09	G	903642	265.23	G	903691	34.63	G
903408	273.64	G	903456	301.16	G	903539	228.09	G	903643	265.23	G	903698	55.83	G
903409	273.64	G	903457	301.16	G	903543	161.50	G	903644	265.23	G	903701	55.83	G
903410	273.64	G	903458	301.16	G	903544	161.50	G	903645	265.23	G	903702	40.98	G
903411	273.64	G	903459	301.16	G	903545	162.51	G	903646	212.18	G	903703	62.89	G
903412	273.64	G	903460	253.64	G	903547	195.00	G	903647	212.18	G	903706	55.83	G
903413	273.64	G	903461	253.64	G	903548	195.00	G	903648	212.18	G	903707	62.89	G
903414	293.64	G	903462	253.64	G	903549	195.00	G	903649	228.09	G	903713	54.41	G
903415	293.64	G	903463	312.02	G	903550	219.32	G	903650	228.09	G	903714	55.83	G
903416	293.64	G	903464	312.02	G	903551	219.32	G	903651	228.09	G	903725	29.30	G
903417	171.95	G	903465	312.02	G	903552	219.32	G	903652	265.23	G	903728	41.69	G
903418	171.95	G	903466	327.02	G	903553	265.23	G	903653	265.23	G	903729	41.69	G
903419	171.95	G	903467	327.02	G	903554	265.23	G	903654	265.23	G	903730	54.41	G
903420	309.52	G	903468	327.02	G	903555	265.23	G	903656	52.28	G	903731	69.50	G
903421	309.52	G	903480	191.05	G	903557	236.10	G	903657	52.28	G	903733	54.41	G
903422	309.52	G	903481	191.05	G	903558	236.10	G	903658	52.28	G	903734	62.89	G
903423	331.52	G	903482	191.05	G	903559	236.10	G	903659	52.28	G	903735	45.22	G
903424	331.52	G	903483	212.18	G	903561	253.58	G	903660	55.83	G	903745	55.83	G
903425	331.52	G	903484	212.18	G	903562	253.58	G	903673	50.16	G	903748	41.69	G
903426	310.95	G	903485	212.18	G	903563	197.74	G	903674	55.83	G	903772	55.83	G
903427	310.90	G	903486	265.23	G	903564	226.10	G	903675	55.83	G	903773	41.69	G
903428	310.90	G	903487	265.23	G	903565	226.10	G	903676	55.83	G	903774	54.41	G
903429	135.00	G	903488	265.23	G	903566	226.10	G	903677	55.83	G	903775	43.11	G
903430	273.64	G	903489	211.96	G	903567	247.29	G	903678	55.83	G	903776	43.11	G
903431	273.64	G	903497	130.46	G	903568	247.29	G	903679	55.83	G	903777	40.98	G
903432	273.64	G	903498	130.46	G	903569	247.29	G	903680	55.83	G	903780	55.83	G
903433	273.64	G	903516	191.05	G	903570	265.23	G	903681	55.83	G	903781	55.83	G
903434	273.64	G	903517	191.05	G	903571	265.23	G	903682	55.83	G	903782	0.37	G
903435	273.64	G	903518	191.05	G	903572	265.23	G	903683	59.50	G			
903436	273.64	G	903519	212.18	G	903587	191.05	G	903684	66.54	G			
903437	273.64	G	903520	212.18	G	903588	191.05	G	903685	55.83	G			
903438	273.64	G	903521	212.18	G	903589	191.05	G						
903439	273.64	G	903522	265.23	G	903590	212.18	G						
903440	273.64	G	903523	265.23	G	903591	212.18	G						
903441	273.64	G	903524	265.23	G	903592	212.18	G						
903442	273.64	G	903525	212.18	G	903593	265.23	G						
903443	273.64	G	903526	212.18	G	903594	265.23	G						
903444	273.64	G	903527	212.18	G	903595	265.23	G						
903445	294.64	G	903528	205.75	G	903632	183.70	G						
903446	294.64	G	903529	205.75	G	903633	183.70	G						
903447	294.64	G	903530	205.75	G	903634	183.70	G						
903448	253.64	G	903531	221.37	G	903635	191.05	G						
903449	253.64	G	903532	221.37	G	903636	191.05	G						

- accessories
- body
- handlebar & grips
- cables & levers
- exhaust
- engine**
- fuel & intake
- electrical & ignition
- clutch
- drive
- bearings
- brakes
- steering & suspension
- tires
- tools & shop

ENGINE

- accessories
- body
- handlebar & grips
- cables & levers
- exhaust
- engine
- fuel & intake
- electrical & ignition
- clutch
- drive
- bearings
- brakes
- steering & suspension
- tires
- tools & shop



WRENCH RABBIT BOTTOM END KIT

Convenient one-stop shop in a box; nearly all components required for a complete and professional rebuild:

- Vertex piston kit (standard compression piston, rings, pin and clips)
- Hot Rods heavy duty crank
- Hot Rods main bearing/ seal kit
- Hot Rods transmission bearing kit (includes transmission bearings, output shaft collar and sprocket lock washer)

MODEL	YEAR	PART #		
HONDA				
CR 125R	90-91	833002	499.95	G
CR 125R	92-95	833003	499.95	G
CR 125R	96-97	833004	499.95	G
CR 125R	98-99	833005	509.95	G
CR 125R	00	833006	509.95	G
CR 125R	01-02	833007	509.95	G
CR 125R	03	833008	508.95	G
CR 125R	04	833009	509.95	G
CR 125R	05-07	833010	508.95	G
CR 250R	92-94	833011	559.95	G
CR 250R	95-96	833012	559.95	G
CR 250R	97-01	833013	559.95	G
CR 250R	02-04	833014	563.95	G
CR 250R	05-07	833015	563.95	G
CR 500R	88	833016	639.95	G
CR 500R	89-01	833017	639.95	G
CR 80R	90-91	833018	399.95	G
CR 80R	92-02	833019	399.95	G
CR 85R	03-04	833020	399.95	G
CR 85R	05-07	833021	399.95	G
CRF 250R	04	833022	789.95	G
CRF 250R	05	833023	799.95	G
CRF 250R	06	833024	759.95	G
CRF 250R	07	833025	789.95	G
CRF 250R	08-09	833026	759.95	G
CRF 250R	10-13	833027	792.95	G
CRF 250R	14	833028	822.95	G
CRF 250X	04-06	833029	729.95	G
CRF 250X	07-13	833030	729.95	G
CRF 450R	02-03	833031	835.95	G
CRF 450R	04	833032	849.95	G
CRF 450R	05	833033	849.95	G
CRF 450R	06	833034	849.95	G
CRF 450R	07-08	833035	849.95	G
CRF 450R	09	833036	895.95	G
CRF 450R	10-12	833037	895.95	G
CRF 450R	13-14	833038	899.95	G
KAWASAKI				
KLX 400	03-04	833044	849.95	G
KLX 450R	08-09	833045	879.95	G
KX 100	98-00	833046	459.95	G
KX 100	01-04	833047	469.95	G
KX 100	05	833048	464.95	G
KX 100	06-13	833049	469.95	G
KX 100	14-15	833050	469.95	G
KX 125	03-04	833051	507.95	G
KX 125	05	833052	507.95	G

MODEL	YEAR	PART #		
KAWASAKI CONTINUED				
KX 250	92	833053	609.95	G
KX 250	93	833054	608.95	G
KX 250	94-96	833055	599.95	G
KX 250	97	833056	599.95	G
KX 250	98-01	833057	599.95	G
KX 250	02-03	833058	599.95	G
KX 250	04	833059	599.95	G
KX 250F	04	833060	739.95	G
KX 250F	05	833061	739.95	G
KX 250F	06-08	833062	739.95	G
KX 250F	09	833063	789.95	G
KX 250F	10	833064	779.95	G
KX 250F	11-13	833065	807.95	G
KX 450F	08	833066	849.95	G
KX 450F	09	833067	865.95	G
KX 450F	10-12	833068	872.95	G
KX 450F	13	833069	879.95	G
KX 65	00-01	833070	399.95	G
KX 65	02	833071	399.95	G
KX 65	03-04	833072	369.95	G
KX 65	05	833073	379.95	G
KX 65	06-12	833074	399.95	G
KX 80	92-97	833075	389.95	G
KX 80	98-00	833076	389.95	G
KX 85	01-04	833077	399.95	G
KX 85	05	833078	399.95	G
KX 85	06	833079	399.95	G
KX 85	07-13	833080	399.95	G
KTM				
105 SX	04-11	833082	539.95	G
125 SX	06	833083	659.95	G
125 SX	07-14	833084	659.95	G
144 SX	07-08	833085	649.95	G
200 XC	07-09	833086	689.95	G
200 XC-W	07-12	833087	689.95	G
200 XC-W	13-14	833088	689.95	G
250 EXC	04	833089	669.95	G
250 EXC	05	833090	669.95	G
250 SX	03-04	833091	669.95	G
250 SX	05	833092	669.95	G
250 SX	06	833093	679.95	G
250 SX	07-14	833094	679.95	G
250 SX-F	09-10	833095	879.95	G
250 SX-F	11	833096	879.95	G
250 SX-F	12	833097	879.95	G
250 SX-F	13	833098	879.95	G
250 SX-F	14-15	833099	879.95	G

MODEL	YEAR	PART #		
KTM CONTINUED				
250 XC	06	833100	679.95	G
250 XC	07	833101	679.95	G
250 XC	08-14	833102	679.95	G
250 XC-F	09	833103	879.95	G
250 XCF-W	10-11	833104	879.95	G
300 XC	08-14	833105	689.95	G
50 SX	09-12	833106	499.95	G
50 SX	13-15	833107	499.95	G
65 SX	03-08	833108	469.95	G
65 SX	09-14	833109	499.95	G
85 SX	03-12	833110	499.95	G
85 SX	13-14	833111	559.95	G
SUZUKI				
RM 250	03-04	833116	599.95	G
RM 250	05	833117	599.95	G
RM 250	06-08	833118	599.95	G
RM 85	02-04	833119	409.95	G
RM 85	05-12	833120	410.95	G
RMZ 250	04	833121	729.95	G
RMZ 250	06	833122	729.95	G
RMZ 250	07-09	833123	804.95	G
RMZ 250	10-13	833124	829.95	G
RMZ 450	05-07	833125	849.95	G
RMZ 450	08-12	833126	899.95	G
RMZ 450	13	833127	919.95	G
YAMAHA				
WR 450F	04-06	833131	927.95	G
YZ 125	98-00	833135	515.95	G
YZ 125	01	833136	495.95	G
YZ 125	02-04	833137	495.95	G
YZ 125	05-14	833138	495.95	G
YZ 250	99-00	833139	595.95	G
YZ 250	01	833140	599.95	G
YZ 250	02	833141	599.95	G
YZ 250	03-15	833142	599.95	G
YZ 250F	03-04	833143	792.95	G
YZ 250F	05-07	833144	792.95	G
YZ 250F	08-13	833145	792.95	G
YZ 450F	03-05	833146	815.95	G
YZ 450F	06-09	833147	849.95	G
YZ 450F	10-13	833148	889.95	G
YZ 80	93-01	833149	389.95	G
YZ 85	02-14	833150	359.95	G
WR 250F	03-04	833154	819.95	G
WR 250F	05-09	833155	819.95	G
WR 250F	10-13	833156	829.95	G



CYLINDER WORKS CYLINDER KITS

As an alternative to costly OEM cylinders or the time consuming process of re-plating existing cylinders, Cylinder Works offers enthusiasts access to a complete line of OEM quality dirt bike and ATV replacement cylinders and cylinder kits. In addition to standard bore, stock compression replacement cylinder kits, Cylinder Works also turns up the horsepower with a full line of high-compression and big bore cylinder kits that look just like stock. Each kit comes complete with piston, rings and gaskets to get back on the trail quickly.



Cylinder Works OEM Replacement Cylinders and Cylinder Kits (standard bore/stock compression)

Re-plating or repairing an OEM cylinder takes time, And replacing an OEM cylinder with another OEM cylinder takes money - plenty of it. But Cylinder Works has a better answer: Get new now, get Cylinder Works!

Each Cylinder Works replacement cylinder is:

Stock in appearance • Precision hones • Nickel silicon carbide plated • OEM quality without the OEM price.

Cylinder Works replacement cylinder kits also contain:

Gaskets and seals needed for installation • Hand fitted, premium quality Vertex piston kit complete with piston rings, wrist pin and circlips.

Cylinder Works High-Compression Kits (standard bore/high compression)

As we all know, higher compression equals more horsepower and that's exactly what Cylinder Works high compression cylinder kits provide. Just like out OEM replacement cylinders, our high compression cylinder kits look like stock, but they're not. In addition to their stock appearance, Cylinder Works high compression cylinder kits also feature precision honing, nickel silicon carbide plating and a price that's hard to beat.



With the exception of a mechanic, the Cylinder Works big bore kits provide everything you need to transform a bike or ATV from modest to monster in one box.

In addition to the stock appearance, nickel silicon carbide plated, precision honed, big bore cylinder, each kit contains:
All needed gaskets and seals to complete the installation

A Vertex big bore piston, complete with piston rings, wrist pin and circlips.

MODEL NAME	YEAR	PRODUCT CLASS	COMPRESSION RATIO	CYLINDER DIAMETER	SIZE OVER STANDARD	DISPLACEMENT	PART #		
HONDA									
CRF 150R	07-16	Big Bore Gasket Kit		0		0	880003	85.95	G
CRF 150R	07-16	Standard Bore Gasket Kit		0		0	880000	85.95	G
CRF 150RB	07-16	Big Bore Gasket Kit		0		0	880003	85.95	G
CRF 150RB	07-16	Standard Bore Gasket Kit		0		0	880000	85.95	G
CRF 150R	07-16	Cylinder	11.7	66	0	149	880161	229.95	G
CRF 150R	07-09	Standard Bore Cylinder Kit	11.7:1	66	0	149	880001	479.95	G
CRF 150R	12-16	Standard Bore Cylinder Kit	11.7:1	66	0	149	880162	479.95	G
CRF 150R	07-09	Standard Bore HC Cylinder Kit	12.2:1	66	0	149	880002	499.95	G
CRF 150R	12-15	Standard Bore HC Cylinder Kit	12.2:1	66	0	149	880163	499.95	G
CRF 150RB	07-16	Cylinder	11.7	66	0	149	880161	229.95	G
CRF 150RB	07-09	Standard Bore Cylinder Kit	11.7:1	66	0	149	880001	479.95	G
CRF 150RB	12-16	Standard Bore Cylinder Kit	11.7:1	66	0	149	880162	479.95	G
CRF 150RB	07-09	Standard Bore HC Cylinder Kit	12.2:1	66	0	149	880002	499.95	G
CRF 150RB	12-15	Standard Bore HC Cylinder Kit	12.2:1	66	0	149	880163	499.95	G
CRF 150R	07-09	Big Bore Cylinder Kit	11.7:1	68	2.00	159	880004	549.95	G
CRF 150R	12-16	Big Bore Cylinder Kit	11.7:1	68	2.00	159	880160	549.95	G

- accessories
- body
- handlebar & grips
- cables & levers
- exhaust
- engine**
- fuel & intake
- electrical & ignition
- clutch
- drive
- bearings
- brakes
- steering & suspension
- tires
- tools & shop

ENGINE

CYLINDER WORKS DIRT BIKE CYLINDER KITS continued

- accessories
- body
- handlebar & grips
- cables & levers
- exhaust
- engine
- fuel & intake
- electrical & ignition
- clutch
- drive
- bearings
- brakes
- steering & suspension
- tires
- tools & shop

MODEL NAME	YEAR	PRODUCT CLASS	COMPRESSION RATIO	CYLINDER DIAMETER	SIZE OVER STANDARD	DISPLACEMENT	PART #	
HONDA CONTINUED								
CRF 150RB	07-09	Big Bore Cylinder Kit	11.7:1	68	2.00	159	880004	549.95 G
CRF 150RB	12-16	Big Bore Cylinder Kit	11.7:1	68	2.00	159	880160	549.95 G
CRF 250R	04-09	Big Bore Gasket Kit		0		0	880008	85.95 G
CRF 250R	10-16	Big Bore Gasket Kit		0		0	880017	85.95 G
CRF 250R	04-09	Big Bore Gasket Kit		0		0	880010	85.95 G
CRF 250R	10-12	Big Bore Gasket Kit		0		0	880157	85.95 G
CRF 250R	09	Cylinder Head Kit		0		0	880290	399.95 G
CRF 250R	08	Cylinder Head Kit		0		0	880291	399.95 G
CRF 250R	04-07	Cylinder Head Kit		0		0	880292	399.95 G
CRF 250R	04-09	Standard Bore Gasket Kit		0		0	880007	85.95 G
CRF 250R	10-16	Standard Bore Gasket Kit		0		0	880014	85.95 G
CRF 250X	04-15	Big Bore Gasket Kit		0		0	880008	85.95 G
CRF 250X	04-15	Big Bore Gasket Kit		0		0	880010	85.95 G
CRF 250X	04-15	Standard Bore Gasket Kit		0		0	880007	85.95 G
CRF 250R	04-09	Cylinder	12.9:1	78	0.0	249	880164	279.95 G
CRF 250R	10-16	Cylinder	13.2:1	76.8	0	249	880165	269.95 G
CRF 250R	04-07	Standard Bore Cylinder Kit	12.9:1	78	0	249	880005	599.95 G
CRF 250R	08-09	Standard Bore Cylinder Kit	12.9:1	78	0	249	880012	559.95 G
CRF 250R	10-13	Standard Bore Cylinder Kit	13.2:1	76.8	0	249	880015	559.95 G
CRF 250R	14-15	Standard Bore Cylinder Kit	13.5:1	76.8		249	880240	559.95 G
CRF 250R	04-07	Standard Bore HC Cylinder Kit	13.4:1	78	0	249	880006	579.95 G
CRF 250R	08-09	Standard Bore HC Cylinder Kit	13.5:1	78	0	249	880013	599.95 G
CRF 250R	10-13	Standard Bore HC Cylinder Kit	14.1:1	76.8	0	249	880016	579.95 G
CRF 250R	14-15	Standard Bore HC Cylinder Kit	14.1:1	76.8		249	880239	579.95 G
CRF 250X	04-15	Cylinder	12.9:1	78	0.0	249	880164	279.95 G
CRF 250X	04-15	Standard Bore Cylinder Kit	12.9:1	78	0	249	880005	599.95 G
CRF 250X	04-15	Standard Bore HC Cylinder Kit	13.4:1	78	0	249	880006	579.95 G
CRF 250R	04-09	Big Bore Cylinder Kit	13.0:1	79	1.0	256	880011	649.95 G
CRF 250X	04-15	Big Bore Cylinder Kit	13.0:1	79	1.0	256	880011	649.95 G
CRF 250R	04-09	Big Bore Cylinder Kit	13.0:1	81	3.00	269	880009	649.95 G
CRF 250X	04-15	Big Bore Cylinder Kit	13.0:1	81	3.00	269	880009	649.95 G
CRF 250R	10-16	Big Bore Cylinder Kit	13.2:1	80	3.20	270	880018	649.95 G
CRF 450R	02-08	Big Bore Gasket Kit		0		0	880022	85.95 G
CRF 450R	09-16	Big Bore Gasket Kit		0		0	880027	89.95 G
CRF 450R	02-08	Standard Bore Gasket Kit		0		0	880019	85.95 G
CRF 450R	09-16	Standard Bore Gasket Kit		0		0	880024	89.95 G
CRF 450X	05-15	Big Bore Gasket Kit		0		0	880032	85.95 G
CRF 450X	05-15	Standard Bore Gasket Kit		0		0	880029	85.95 G
CRF 450R	09-16	Cylinder	12.0:1	96	0	449	880168	279.95 G
CRF 450R	02-08	Cylinder	12.1:1	96	0	449	880167	269.95 G
CRF 450R	09-12	Standard Bore Cylinder Kit	12.0:1	96	0	449	880025	589.95 G
CRF 450R	02-08	Standard Bore Cylinder Kit	12.1:1	96	0	449	880020	595.95 G
CRF 450R	13-16	Standard Bore Cylinder Kit	12.5:1	96		449	880169	589.95 G
CRF 450R	02-08	Standard Bore HC Cylinder Kit	12.5:1	96	0	449	880021	599.95 G
CRF 450R	09-12	Standard Bore HC Cylinder Kit	12.9:1	96	0	449	880026	599.95 G
CRF 450R	13-16	Standard Bore HC Cylinder Kit	13.2:1	96		449	880170	599.95 G

CYLINDER WORKS DIRT BIKE CYLINDER KITS continued

MODEL NAME	YEAR	PRODUCT CLASS	COMPRESSION RATIO	CYLINDER DIAMETER	SIZE OVER STANDARD	DISPLACEMENT	PART #	
HONDA CONTINUED								
CRF 450X	05-15	Cylinder	12.1:1	96	0	449	880171	289.95 G
CRF 450X	05-15	Standard Bore Cylinder Kit	12.1:1	96	0	449	880030	599.95 G
CRF 450X	05-15	Standard Bore HC Cylinder Kit	12.5:1	96	0	449	880031	579.95 G
CRF 450X	05-15	Big Bore Cylinder Kit	12.1:1	99	3.00	477	880033	649.95 G
CRF 450R	09-12	Big Bore Cylinder Kit	12.0:1	99	3.00	478	880028	649.95 G
CRF 450R	13-16	Big Bore Cylinder Kit	12.5:1	99	3.0	478	880166	659.95 G
CRF 450R	02-08	Big Bore Cylinder Kit	12.1:1	100	4.00	488	880023	649.95 G
HUSABERG								
FE 250	14	Standard Bore Gasket Kit		0		0	880181	95.95 G
FE 250	14	Cylinder	13.9:1	78	0.00	249	880179	279.95 G
FE 250	14	Standard Bore Cylinder Kit	13.9:1	78	0	249	880180	599.95 G
FE 250	14	Standard Bore HC Cylinder Kit	14.3:1	78	0	250	880182	599.95 G
HUSQVARNA								
FE 250	14-15	Big Bore Gasket Kit		0		0	880177	89.95 G
FE 250	14-15	Standard Bore Gasket Kit		0		0	880181	95.95 G
FE 250	14-15	Cylinder	13.9:1	78	0.00	249	880179	279.95 G
FE 250	14-15	Standard Bore Cylinder Kit	13.9:1	78	0	249	880180	599.95 G
FE 250	14-15	Standard Bore HC Cylinder Kit	14.3:1	78	0	250	880182	599.95 G
FE 250	14-15	Big Bore Cylinder Kit	13.9:1	81	3.0	270	880176	649.95 G
KAWASAKI								
KX 85	01-13	Standard Bore Gasket Kit		0		0	880259	49.95 G
KX 85	06-13	Cylinder	10:1~9.2:1	48.5		85	880257	379.95 G
KX 85	06-13	Standard Bore Cylinder Kit	10:1~9.2:1	48.5		85	880258	499.95 G
KX 100	06-13	Cylinder		52.5	0.00	100	880254	379.95 G
KX 100	06-13	Standard Bore Cylinder Kit		0		0	880255	499.95 G
KX 100	06-13	Standard Bore Gasket Kit		0		0	880256	49.95 G
KX 250F	09	Big Bore Cylinder Kit	13.2:1	80	3.00	269	880049	649.95 G
KX 250F	09	Cylinder	13.2:1	77	0.00	249	880173	259.95 G
KX 250F	09	Standard Bore Cylinder Kit	13.2:1	77	0.00	249	880046	559.95 G
KX 250F	09	Standard Bore HC Cylinder Kit	13.9:1	77	0.00	249	880047	579.95 G
KX 250F	10	Big Bore Cylinder Kit	13.2:1	80	3.00	269	880054	649.95 G
KX 250F	10	Cylinder	13.2:1	77	0.00	249	880174	259.95 G
KX 250F	10	Standard Bore Cylinder Kit	13.2:1	77	0.00	249	880051	559.95 G
KX 250F	10	Standard Bore HC Cylinder Kit	13.8:1	77	0.00	249	880052	579.95 G
KX 250F	04-05	Cylinder Head Kit		0		0	880295	399.95 G
KX 250F	04-05	Standard Bore Cylinder Kit	12.6:1	77	0.00	249	880039	595.95 G
KX 250F	04-05	Standard Bore HC Cylinder Kit	13.4:1	77	0.00	249	880040	579.95 G
KX 250F	04-08	Big Bore Cylinder Kit	12.6:1	80	3.0	269	880043	649.95 G
KX 250F	04-08	Big Bore Gasket Kit		0		0	880042	85.95 G
KX 250F	04-08	Cylinder	12.6:1	77	0.00	249	880172	279.95 G
KX 250F	04-08	Standard Bore Gasket Kit		0		0	880041	85.95 G
KX 250F	06-08	Cylinder Head Kit		0		0	880294	399.95 G
KX 250F	06-08	Standard Bore Cylinder Kit	13.5:1	77	0.00	249	880044	559.95 G
KX 250F	09-16	Big Bore Gasket Kit		0		0	880048	85.95 G

- accessories
- body
- handlebar & grips
- cables & levers
- exhaust
- engine
- fuel & intake
- electrical & ignition
- clutch
- drive
- bearings
- brakes
- steering & suspension
- tires
- tools & shop

ENGINE

CYLINDER WORKS DIRT BIKE CYLINDER KITS

- accessories
- body
- handlebar & grips
- cables & levers
- exhaust
- engine
- fuel & intake
- electrical & ignition
- clutch
- drive
- bearings
- brakes
- steering & suspension
- tires
- tools & shop

MODEL NAME	YEAR	PRODUCT CLASS	COMPRESSION RATIO	CYLINDER DIAMETER	SIZE OVER STANDARD	DISPLACEMENT	PART #		
KAWASAKI CONTINUED									
KX 250F	09-16	Standard Bore Gasket Kit		0		0	880045	89.95	G
KX 250F	11-14	Big Bore Cylinder Kit	13.5:1	80	3.00	269	880059	649.95	G
KX 250F	11-14	Standard Bore Cylinder Kit	13.5:1	77	0.00	249	880056	589.95	G
KX 250F	11-14	Standard Bore HC Cylinder Kit	13.9:1	77	0.00	249	880057	599.95	G
KX 250F	11-16	Cylinder		77	0.00	249	880175	259.95	G
KX 250F	15-16	Big Bore Cylinder Kit	13.8:1	80	3.00	269	880241	649.95	G
KX 250F	15-16	Standard Bore Cylinder Kit	13.8:1	77		249	880243	559.95	G
KX 250F	15-16	Standard Bore HC Cylinder Kit		77		249	880242	579.95	G
KLX 400	03-04	Big Bore Cylinder Kit	11.3:1	94	4.00	434	880038	649.95	G
KLX 400	03-04	Big Bore Gasket Kit		0		0	880037	85.95	G
KLX 400	03-04	Cylinder	11.3:1	90	0	398	880158	269.95	G
KLX 400	03-04	Standard Bore Cylinder Kit	11.3:1	90	0.00	398	880035	559.95	G
KLX 400	03-04	Standard Bore Gasket Kit		0		0	880034	85.95	G
KLX 400	03-04	Standard Bore HC Cylinder Kit	13.5:1	90	0.00	398	880036	579.95	G
KX 450F	15	Standard Bore Cylinder Kit	12.8:1	96		449	880252	569.95	G
KX 450F	15	Standard Bore HC Cylinder Kit	13:1	96		449	880253	589.95	G
KX 450F	09-12	Standard Bore Cylinder Kit	12.5:1	96		449	880244	569.95	G
KX 450F	09-12	Standard Bore HC Cylinder Kit	13.2:1	96		449	880245	589.95	G
KX 450F	09-15	Big Bore Cylinder Kit	12.5:1	98	2.00	469	880246	689.95	G
KX 450F	09-15	Big Bore Gasket Kit		0		0	880247	89.95	G
KX 450F	09-15	Cylinder	12.5:1	96		449	880248	259.95	G
KX 450F	09-15	Standard Bore Gasket Kit		0		0	880249	89.98	G
KX 450F	13-14	Standard Bore Cylinder Kit	12.5:1	96		449	880250	569.95	G
KX 450F	13-14	Standard Bore HC Cylinder Kit	13.6:1	96		449	880251	589.95	G
KTM									
65 SX	09-15	Cylinder		45	0.00	65	880190	399.95	G
65 SX	09-15	Standard Bore Cylinder Kit	std	45	0	65	880191	499.95	G
65 SX	09-15	Standard Bore Gasket Kit		0		0	880192	35.95	G
250 EXC-F	14	Big Bore Cylinder Kit	13.9:1	81	3.0	270	880176	649.95	G
250 EXC-F	14	Big Bore Gasket Kit		0		0	880177	89.95	G
250 EXC-F	14	Cylinder	13.9:1	78	0.00	249	880179	279.95	G
250 EXC-F	14	Standard Bore Cylinder Kit	13.9:1	78	0	249	880180	599.95	G
250 EXC-F	14	Standard Bore Gasket Kit		0		0	880181	95.95	G
250 EXC-F	14	Standard Bore HC Cylinder Kit	14.3:1	78	0	250	880182	599.95	G
250 EXC-F	06-13	Big Bore Cylinder Kit	13.3:1	80	4.00	276	880141	649.95	G
250 EXC-F	06-13	Big Bore Gasket Kit		80		0	880142	85.95	G
250 EXC-F	06-13	Cylinder	12.8:1	76	0.00	249	880219	279.95	G
250 EXC-F	06-13	Standard Bore Cylinder Kit	12.8:1	76	0.00	249	880140	589.95	G
250 EXC-F	06-13	Standard Bore Gasket Kit		0		0	880143	85.95	G
250 EXC-F	06-13	Standard Bore HC Cylinder Kit	13.3:1	76	0.00	249	880138	579.95	G
250 SX-F	05-12	Big Bore Cylinder Kit	13.3:1	80	4.00	276	880141	649.95	G
250 SX-F	05-12	Big Bore Gasket Kit		80		0	880142	85.95	G
250 SX-F	05-12	Cylinder	12.8:1	76	0.00	249	880219	279.95	G
250 SX-F	05-12	Standard Bore Cylinder Kit	12.8:1	76	0.00	249	880140	589.95	G
250 SX-F	05-12	Standard Bore Gasket Kit		0		0	880143	85.95	G

CYLINDER WORKS DIRT BIKE CYLINDER KITS continued

MODEL NAME	YEAR	PRODUCT CLASS	COMPRESSION RATIO	CYLINDER DIAMETER	SIZE OVER STANDARD	DISPLACEMENT	PART #		
KTM CONTINUED									
250 SX-F	05-12	Standard Bore HC Cylinder Kit	13.3:1	76	0.00	249	880138	579.95	G
250 SX-F	13-15	Big Bore Cylinder Kit	13.9:1	81	3.0	270	880176	649.95	G
250 SX-F	13-15	Big Bore Gasket Kit		0		0	880177	89.95	G
250 SX-F	13-15	Cylinder	13.9:1	78	0.00	249	880179	279.95	G
250 SX-F	13-15	Standard Bore Cylinder Kit	13.9:1	78	0	249	880180	599.95	G
250 SX-F	13-15	Standard Bore Gasket Kit		0		0	880181	95.95	G
250 SX-F	13-15	Standard Bore HC Cylinder Kit	14.3:1	78	0	250	880182	599.95	G
250 XC-F	06-12	Big Bore Cylinder Kit	13.3:1	80	4.00	276	880141	649.95	G
250 XC-F	06-12	Big Bore Gasket Kit		80		0	880142	85.95	G
250 XC-F	06-12	Cylinder	12.8:1	76	0.00	249	880219	279.95	G
250 XC-F	06-12	Standard Bore Cylinder Kit	12.8:1	76	0.00	249	880140	589.95	G
250 XC-F	06-12	Standard Bore Gasket Kit		0		0	880143	85.95	G
250 XC-F	06-12	Standard Bore HC Cylinder Kit	13.3:1	76	0.00	249	880138	579.95	G
250 XC-F	13-15	Big Bore Cylinder Kit	13.9:1	81	3.0	270	880176	649.95	G
250 XC-F	13-15	Big Bore Gasket Kit		0		0	880177	89.95	G
250 XC-F	13-15	Cylinder	13.9:1	78	0.00	249	880179	279.95	G
250 XC-F	13-15	Standard Bore Cylinder Kit	13.9:1	78	0	249	880180	599.95	G
250 XC-F	13-15	Standard Bore Gasket Kit		0		0	880181	95.95	G
250 XC-F	13-15	Standard Bore HC Cylinder Kit	14.3:1	78	0	250	880182	599.95	G
250 XCF-W	14	Big Bore Cylinder Kit	13.9:1	81	3.0	270	880176	649.95	G
250 XCF-W	14	Big Bore Gasket Kit		0		0	880177	89.95	G
250 XCF-W	14	Cylinder	13.9:1	78	0.00	249	880179	279.95	G
250 XCF-W	14	Standard Bore Cylinder Kit	13.9:1	78	0	249	880180	599.95	G
250 XCF-W	14	Standard Bore Gasket Kit		0		0	880181	95.95	G
250 XCF-W	14	Standard Bore HC Cylinder Kit	14.3:1	78	0	250	880182	599.95	G
250 XCF-W	06-13	Big Bore Cylinder Kit	13.3:1	80	4.00	276	880141	649.95	G
250 XCF-W	06-13	Big Bore Gasket Kit		80		0	880142	85.95	G
250 XCF-W	06-13	Cylinder	12.8:1	76	0.00	249	880219	279.95	G
250 XCF-W	06-13	Standard Bore Cylinder Kit	12.8:1	76	0.00	249	880140	589.95	G
250 XCF-W	06-13	Standard Bore Gasket Kit		0		0	880143	85.95	G
250 XCF-W	06-13	Standard Bore HC Cylinder Kit	13.3:1	76	0.00	249	880138	579.95	G
350 SX-F	11-12	Big Bore Cylinder Kit	13.5:1	90	2.00	365	880153	649.95	G
350 SX-F	11-12	Big Bore Gasket Kit		0		0	880148	85.95	G
350 SX-F	11-12	Cylinder	13.5:1	88	0.00	350	880151	279.95	G
350 SX-F	11-12	Standard Bore Cylinder Kit	13.5:1	88	0.00	350	880152	599.95	G
350 SX-F	11-12	Standard Bore Gasket Kit		0		0	880149	85.95	G
350 SX-F	11-12	Standard Bore HC Cylinder Kit	14.0:1	88	0.00	350	880150	599.95	G
350 SX-F	13-15	Big Bore Cylinder Kit	13.5:1	90	2.00	365	880183	649.95	G
350 SX-F	13-15	Big Bore Gasket Kit		0		0	880184	89.95	G
350 SX-F	13-15	Cylinder	13.6:1	88	0.00	350	880186	279.95	G
350 SX-F	13-15	Standard Bore Cylinder Kit	13.6:1	88	0	350	880187	579.95	G
350 SX-F	13-15	Standard Bore Gasket Kit		0		0	880188	85.95	G
350 SX-F	13-15	Standard Bore HC Cylinder Kit	14.1:1	88	0	350	880189	599.95	G
350 XC-F	11-12	Big Bore Cylinder Kit	13.5:1	90	2.00	365	880153	649.95	G
350 XC-F	11-12	Big Bore Gasket Kit		0		0	880148	85.95	G
350 XC-F	11-12	Cylinder	13.5:1	88	0.00	350	880151	279.95	G

- accessories
- body
- handlebar & grips
- cables & levers
- exhaust
- engine**
- fuel & intake
- electrical & ignition
- clutch
- drive
- bearings
- brakes
- steering & suspension
- tires
- tools & shop

ENGINE

CYLINDER WORKS DIRT BIKE CYLINDER KITS continued

MODEL NAME	YEAR	PRODUCT CLASS	COMPRESSION RATIO	CYLINDER DIAMETER	SIZE OVER STANDARD	DISPLACEMENT	PART #	
KTM CONTINUED								
350 XC-F	11-12	Standard Bore Cylinder Kit	13.5:1	88	0.00	350	880152	599.95 G
350 XC-F	11-12	Standard Bore Gasket Kit		0		0	880149	85.95 G
350 XC-F	11-12	Standard Bore HC Cylinder Kit	14.0:1	88	0.00	350	880150	599.95 G
350 XC-F	13-15	Big Bore Cylinder Kit	13.5:1	90	2.00	365	880183	649.95 G
350 XC-F	13-15	Big Bore Gasket Kit		0		0	880184	89.95 G
350 XC-F	13-15	Cylinder	13.6:1	88	0.00	350	880186	279.95 G
350 XC-F	13-15	Standard Bore Cylinder Kit	13.6:1	88	0	350	880187	579.95 G
350 XC-F	13-15	Standard Bore Gasket Kit		0		0	880188	85.95 G
350 XC-F	13-15	Standard Bore HC Cylinder Kit	14.1:1	88	0	350	880189	599.95 G
SUZUKI								
RMZ 250	04-06	Big Bore Cylinder Kit	12.6:1	80	3.0	269	880043	649.95 G
RMZ 250	04-06	Big Bore Gasket Kit		0		0	880042	85.95 G
RMZ 250	04-06	Cylinder	12.6:1	77	0.00	249	880172	279.95 G
RMZ 250	04-06	Cylinder Head Kit		0		0	880295	399.95 G
RMZ 250	04-06	Standard Bore Cylinder Kit	12.6:1	77	0.00	249	880039	595.95 G
RMZ 250	04-06	Standard Bore Gasket Kit		0		0	880041	85.95 G
RMZ 250	04-06	Standard Bore HC Cylinder Kit	13.4:1	77	0.00	249	880040	579.95 G
RMZ 250	07-09	Big Bore Cylinder Kit	13.4:1	80	3.0	269	880064	649.95 G
RMZ 250	07-09	Big Bore Gasket Kit		0		0	880063	85.95 G
RMZ 250	07-09	Cylinder	13.4:1	77	0.00	249	880194	279.95 G
RMZ 250	07-09	Standard Bore Cylinder Kit	13.4:1	77	0.00	249	880061	559.95 G
RMZ 250	07-09	Standard Bore Gasket Kit		0		0	880060	85.95 G
RMZ 250	07-09	Standard Bore HC Cylinder Kit	13.8:1	77	0.00	249	880062	579.95 G
RMZ 250	10-12	Big Bore Cylinder Kit	13.4:1	80	3.00	269	880069	649.95 G
RMZ 250	10-12	Standard Bore Cylinder Kit	13.4:1	77	0	249	880066	559.95 G
RMZ 250	10-12	Standard Bore HC Cylinder Kit	13.8:1	77	0.00	249	880067	599.95 G
RMZ 250	10-15	Big Bore Gasket Kit		0		0	880068	85.95 G
RMZ 250	10-15	Cylinder	13.4:1	77	0.00	249	880195	279.95 G
RMZ 250	10-15	Standard Bore Gasket Kit		0		0	880065	85.95 G
RMZ 250	13-15	Big Bore Cylinder Kit	13.5:1	80	3.0	269	880193	679.95 G
RMZ 250	13-15	Standard Bore Cylinder Kit	13.5:1	77		249	880196	569.95 G
RMZ 250	13-15	Standard Bore HC Cylinder Kit	13.9:1	77		249	880197	589.95 G
DRZ 400	00-15	Big Bore Cylinder Kit	11.3:1	94	4.00	434	880038	649.95 G
DRZ 400	00-15	Big Bore Gasket Kit		0		0	880037	85.95 G
DRZ 400	00-15	Cylinder	11.3:1	90	0	398	880158	269.95 G
DRZ 400	00-15	Standard Bore Cylinder Kit	11.3:1	90	0.00	398	880035	559.95 G
DRZ 400	00-15	Standard Bore Gasket Kit		0		0	880034	85.95 G
DRZ 400	00-15	Standard Bore HC Cylinder Kit	13.5:1	90	0.00	398	880036	579.95 G
DRZ 400SM	05-09	Big Bore Cylinder Kit	11.3:1	94	4.00	434	880038	649.95 G
DRZ 400SM	05-09	Big Bore Gasket Kit		0		0	880037	85.95 G
DRZ 400SM	05-09	Cylinder	11.3:1	90	0	398	880158	269.95 G
DRZ 400SM	05-09	Standard Bore Cylinder Kit	11.3:1	90	0.00	398	880035	559.95 G
DRZ 400SM	05-09	Standard Bore Gasket Kit		0		0	880034	85.95 G
DRZ 400SM	05-09	Standard Bore HC Cylinder Kit	13.5:1	90	0.00	398	880036	579.95 G

CYLINDER WORKS DIRT BIKE CYLINDER KITS continued

MODEL NAME	YEAR	PRODUCT CLASS	COMPRESSION RATIO	CYLINDER DIAMETER	SIZE OVER STANDARD	DISPLACEMENT	PART #	
YAMAHA								
YZ 85	02-14	Big Bore Cylinder Kit	8.2:1	52.5	5.00	103.5	880096	649.95 G
YZ 85	02-14	Big Bore Cylinder Kit	8.2:1	52.5	5.00	107.8	880098	649.95 G
YZ 85	02-14	Big Bore Gasket Kit		0		0	880095	85.95 G
WR 250F	15	Big Bore Cylinder Kit	13.5:1	80	3.00	269	880260	649.95 G
WR 250F	15	Big Bore Gasket Kit		0		0	880261	85.95 G
WR 250F	15	Cylinder	13.5:1	77		249	880262	269.95 G
WR 250F	15	Standard Bore Cylinder Kit	13.5:1	77		249	880264	559.95 G
WR 250F	15	Standard Bore Gasket Kit		0		0	880265	85.95 G
WR 250F	15	Standard Bore HC Cylinder Kit	14.2:1	77		249	880263	599.95 G
WR 250F	01-04	Standard Bore Cylinder Kit	12.7:1	77	0.00	249	880070	559.95 G
WR 250F	01-13	Big Bore Cylinder Kit	12.5:1	80	3.00	269	880072	649.95 G
WR 250F	01-13	Big Bore Gasket Kit		0		0	880071	85.95 G
WR 250F	01-13	Cylinder	12.7:1	77	0.00	249	880198	269.95 G
WR 250F	01-13	Standard Bore Gasket Kit		0		0	880073	85.95 G
WR 250F	01-13	Standard Bore HC Cylinder Kit	13.5:1	77	0.00	249	880074	579.95 G
WR 250F	05-13	Standard Bore Cylinder Kit	12.5:1	77	0.00	249	880075	559.95 G
YZ 250	99-15	Big Bore Cylinder Kit		72	5.6	295	880287	999.95 G
YZ 250	99-15	Big Bore Gasket Kit		0		0	880288	79.95 G
YZ 250	99-15	Cylinder	8.9~10.6:1	66.4		249	880271	399.95 G
YZ 250	99-15	Cylinder Head Kit		0		0	880293	199.95 G
YZ 250	99-15	Standard Bore Cylinder Kit	8.9~10.6:1	66.4		249	880272	569.95 G
YZ 250	99-15	Standard Bore Gasket Kit		0		0	880273	69.95 G
YZ 250F	01-04	Standard Bore Cylinder Kit	12.7:1	77	0.00	249	880070	559.95 G
YZ 250F	01-07	Standard Bore HC Cylinder Kit	13.5:1	77	0.00	249	880074	579.95 G
YZ 250F	01-13	Big Bore Cylinder Kit	12.5:1	80	3.00	269	880072	649.95 G
YZ 250F	01-13	Big Bore Gasket Kit		0		0	880071	85.95 G
YZ 250F	01-13	Cylinder	12.7:1	77	0.00	249	880198	269.95 G
YZ 250F	01-13	Standard Bore Gasket Kit		0		0	880073	85.95 G
YZ 250F	05-07	Standard Bore Cylinder Kit	12.5:1	77	0.00	249	880075	559.95 G
YZ 250F	08-13	Standard Bore Cylinder Kit	13.5:1	77	0.00	249	880087	559.95 G
YZ 250F	08-13	Standard Bore HC Cylinder Kit	13.9:1	77	0.00	249	880088	599.95 G
YZ 250F	14-15	Big Bore Cylinder Kit	13.5:1	80	3.00	269	880260	649.95 G
YZ 250F	14-15	Big Bore Gasket Kit		0		0	880261	85.95 G
YZ 250F	14-15	Standard Bore Cylinder Kit	13.5:1	77		249	880264	559.95 G
YZ 250F	14-15	Standard Bore HC Cylinder Kit	14.2:1	77		249	880263	599.95 G
YZ 250F	14-16	Cylinder	13.5:1	77		249	880262	269.95 G
YZ 250F	14-16	Standard Bore Gasket Kit		0		0	880265	85.95 G
YZ 250FX	15	Big Bore Cylinder Kit	13.5:1	80	3.00	269	880260	649.95 G
YZ 250FX	15	Big Bore Gasket Kit		0		0	880261	85.95 G
YZ 250FX	15	Cylinder	13.5:1	77		249	880262	269.95 G
YZ 250FX	15	Standard Bore Cylinder Kit	13.5:1	77		249	880264	559.95 G
YZ 250FX	15	Standard Bore Gasket Kit		0		0	880265	85.95 G
YZ 250FX	15	Standard Bore HC Cylinder Kit	14.2:1	77		249	880263	599.95 G
WR 450F	03-06	Big Bore Cylinder Kit	12.5:1	98	3.00	478	880156	649.95 G
WR 450F	03-06	Big Bore Gasket Kit		0		0	880079	85.95 G
WR 450F	03-06	Big Bore Gasket Kit		0		0	880089	89.95 G

- accessories
- body
- handlebar & grips
- cables & levers
- exhaust
- engine**
- fuel & intake
- electrical & ignition
- clutch
- drive
- bearings
- brakes
- steering & suspension
- tires
- tools & shop

ENGINE

CYLINDER WORKS DIRT BIKE CYLINDER KITS continued

- accessories
- body
- handlebar & grips
- cables & levers
- exhaust
- engine
- fuel & intake
- electrical & ignition
- clutch
- drive
- bearings
- brakes
- steering & suspension
- tires
- tools & shop

MODEL NAME	YEAR	PRODUCT CLASS	COMPRESSION RATIO	CYLINDER DIAMETER	SIZE OVER STANDARD	DISPLACEMENT	PART #		
YAMAHA CONTINUED									
WR 450F	03-06	Big Bore Gasket Kit		0		0	880154	85.95	G
WR 450F	03-06	Cylinder	12.0:1	95	0.00	449	880159	249.95	G
WR 450F	03-06	Standard Bore Cylinder Kit	12.5:1	95	0.00	449	880077	595.95	G
WR 450F	03-06	Standard Bore Gasket Kit		0		0	880076	85.95	G
WR 450F	03-06	Standard Bore HC Cylinder Kit	13.5:1	95	0.00	449	880078	595.95	G
WR 450F	07-15	Big Bore Cylinder Kit	12.5:1	98	3.00	478	880086	649.95	G
WR 450F	07-15	Big Bore Gasket Kit		0		0	880085	85.95	G
WR 450F	07-15	Cylinder	12.5:1	95	0.00	449	880199	269.95	G
WR 450F	07-15	Standard Bore Cylinder Kit	12.5:1	95	0.00	449	880083	559.95	G
WR 450F	07-15	Standard Bore Gasket Kit		0		0	880082	85.95	G
WR 450F	07-15	Standard Bore HC Cylinder Kit	13.5:1	95	0.00	449	880084	599.95	G
YZ 450F	03-05	Big Bore Cylinder Kit	12.5:1	98	3.00	478	880156	649.95	G
YZ 450F	03-05	Big Bore Gasket Kit		0		0	880079	85.95	G
YZ 450F	03-05	Big Bore Gasket Kit		0		0	880089	89.95	G
YZ 450F	03-05	Big Bore Gasket Kit		0		0	880154	85.95	G
YZ 450F	03-05	Cylinder	12.0:1	95	0.00	449	880159	249.95	G
YZ 450F	03-05	Standard Bore Cylinder Kit	12.5:1	95	0.00	449	880077	595.95	G
YZ 450F	03-05	Standard Bore Gasket Kit		0		0	880076	85.95	G
YZ 450F	03-05	Standard Bore HC Cylinder Kit	13.5:1	95	0.00	449	880078	595.95	G
YZ 450F	06-09	Big Bore Cylinder Kit	12.5:1	98	3.00	478	880086	649.95	G
YZ 450F	06-09	Big Bore Gasket Kit		0		0	880085	85.95	G
YZ 450F	06-09	Cylinder	12.5:1	95	0.00	449	880199	269.95	G
YZ 450F	06-09	Standard Bore Cylinder Kit	12.5:1	95	0.00	449	880083	559.95	G
YZ 450F	06-09	Standard Bore Gasket Kit		0		0	880082	85.95	G
YZ 450F	06-09	Standard Bore HC Cylinder Kit	13.5:1	95	0.00	449	880084	599.95	G
YZ 450F	10-13	Big Bore Cylinder Kit	12.5:1	99	2.0	468	880094	649.95	G
YZ 450F	10-13	Big Bore Gasket Kit		0		0	880093	85.95	G
YZ 450F	10-13	Standard Bore Cylinder Kit	12.5:1	97	0.00	449	880091	595.95	G
YZ 450F	10-13	Standard Bore Gasket Kit		0		0	880090	85.95	G
YZ 450F	10-13	Standard Bore HC Cylinder Kit	13.5:1	97	0.00	449	880092	595.95	G
YZ 450F	10-15	Cylinder	12.5:1	97	0.00	449	880200	289.95	G
YZ 450F	14-15	Big Bore Cylinder Kit	12.5:1	99	2.00	468	880266	649.95	G
YZ 450F	14-15	Big Bore Gasket Kit		0		0	880267	85.95	G
YZ 450F	14-15	Standard Bore Cylinder Kit	12.5:1	97	0.00	449	880269	595.95	G
YZ 450F	14-15	Standard Bore Gasket Kit		0		0	880270	85.95	G
YZ 450F	14-15	Standard Bore HC Cylinder Kit	13.5:1	97	0.00	449	880268	595.95	G



VALVE TRAIN & CAMSHAFTS



Wiseco's new Valve Train components are the next great products available to maximize the performance of your highly stressed racing engine!



Each new product is made from premium materials for maximum strength and durability, and exceed OEM tolerances and specifications.

Rigorous in-house engineering and testing ensures each product bearing Wiseco's name lives up to the highest standards in quality and performance!



CAMSHAFTS

Wiseco cams produce great torque and horse power gains. Each cam is rigorously tested to produce real "seat of the pants" power increases.

- Produces a camshaft that is tougher and stronger than cast iron cams. Requires no core exchange.
- Reduces friction on the cam buckets and reduces galling at high RPM's.
- Optimizes the valve timing and closes the valves with the perfect deceleration profile. This eliminates valve bounce and reduces premature valve failure.
- Installs using OEM components. No extra parts or special setup required.

VALVES

Manufactured to the highest quality standards and specifications. Exceed OEM standards.

- Just like our pistons, forged valves offer higher strength and fatigue properties due to the 1-piece construction.
- Offers superb surface hardness and wear resistance.

CAM CHAINS

- Manufactured to the highest quality standards and specifications. Exceed OEM standards.

VALVE TRAIN & CAMSHAFTS PRICING

102920	209.95	G	105106	45.39	G	105302	142.70	G	105318	142.70	G	105423	128.43	G
102922	209.95	G	105117	70.16	G	105303	142.70	G	105319	142.70	G	105424	128.43	G
102925	209.95	G	105134	70.16	G	105304	142.70	G	105320	142.70	G	105425	142.70	G
105030	22.99	G	105203	67.78	G	105305	142.70	G	105321	142.70	G	105426	128.43	G
105031	17.77	G	105204	67.78	G	105308	142.70	G	105324	142.70	G	105427	128.43	G
105032	13.66	G	105222	34.48	G	105309	142.70	G	105325	142.70	G	105428	128.43	G
105033	25.19	G	105223	31.77	G	105310	142.70	G	105326	142.70	G	105429	128.43	G
105039	23.76	G	105224	32.74	G	105311	142.70	G	105327	142.70	G	105430	128.43	G
105040	31.77	G	105225	12.55	G	105312	142.70	G	105328	142.70	G	105431	142.70	G
105041	34.48	G	105296	34.48	G	105313	31.77	G	105329	142.70	G	105439	83.52	G
105042	18.60	G	105297	37.11	G	105314	26.30	G	105419	128.43	G	105446	70.16	G
105097	21.69	G	105299	37.11	G	105315	142.70	G	105420	128.43	G	105447	85.58	G
105098	21.69	G	105300	128.43	G	105316	142.70	G	105421	128.43	G	105469	19.45	G
105099	44.90	G	105301	142.70	G	105317	142.70	G	105422	128.43	G			

- accessories
- body
- handlebar & grips
- cables & levers
- exhaust
- engine
- fuel & intake
- electrical & ignition
- clutch
- drive
- bearings
- brakes
- steering & suspension
- tires
- tools & shop



- accessories
- body
- handlebar & grips
- cables & levers
- exhaust
- engine
- fuel & intake
- electrical & ignition
- clutch
- drive
- bearings
- brakes
- steering & suspension
- tires
- tools & shop

MODEL	YEARS	STEEL INTAKE	STEEL INTAKE CENTER	STEEL EXHAUST	TITANIUM INTAKE	TITANIUM INTAKE CENTER	TITANIUM EXHAUST	CAMSHAFTS		CAM CHAINS
								INTAKE	EXHAUST	
HONDA MOTORCYCLE										
Z50R	91-99	105225		105494						
XR50F	00-03									
CRF50F	04-13									
CRF70F	04-12	105032		105097						
XR70R	97-03									
CRF150F	03-12									105514
CRF150R	07-09	105042		105510						105498
CRF150R	12-15	105042		105510						105498
CRF230F	03-14									105505
XR250R	96-04	105031		105039						111738
CRF250R	04-07			105222	105422					105203
CRF250R	08			105296	105422					105203
CRF250R	09			105296	105422					105203
CRF250R	14-15			105299	105430					105204
CRF250X	04-07			105222	105422					105203
CRF250X	08-09			105222	105422					105203
XR400	96-04	105030		105040						105480
CRF450R	02-06			105041	105315					105446
CRF450R	07			105511	105315					105446
CRF450R	08			105511	105315					105446
CRF450R	09-12			105297	105327					105447
CRF450R	13-16			112425	105327					105447
CRF450X	05-09			105041	105326					105446
	12-14									
XL600R	83-87									111973
XR600R	93-00	105313		105106						105481
XR650R	00-07	105313		105106						105117
XR650L	93-15	105313		105106						105481
KAWASAKI MOTORCYCLE										
KLX250	93-95									112358
KX250F	04-08				105426		105419			105517
KX250F	09-10				105429		105419			105517
KX250F	11-16				105429		105419			105517
KLX300	97-03									112358
KLX400	03-04	105314		105223						105486
KX450F	06-08				105320		105304	102925	102920	105483
KX450F	09-14				105329		105311	102925	102920	105439
KX450F	15				105329		105311			105439
KLX450R	06-13									105483
KTM MOTORCYCLE										
250 SX-F	06-08				105427 111038*		105420 111037*			
250 SX-F	09-12				105427 111038*		105420 111037*			111739
250 SX-F	13-15				112376		112373			111740
250 EXC-F, XC-F, XCF-W	07-13				105427 111038*		105420 111037*			111739
250 EXC-F	14				112376					111740
350 SX-F	11-15				111964 111040*		111963 111039*			111740
350 EXC-F, Freeride	12-16				111964 111040*		111963 111039*			111740
400 EXC	99-07	105499 111050*		105099 111049*						
400 EXC	09-11				111906 111047*	112374				111735

* MANUFACTURED BY PRO-X



VALVE TRAIN & CAMSHAFTS

MODEL	YEARS	STEEL INTAKE	STEEL INTAKE CENTER	STEEL EXHAUST	TITANIUM INTAKE	TITANIUM INTAKE CENTER	TITANIUM EXHAUST	CAMSHAFTS		CAM CHAINS
								INTAKE	EXHAUST	
KTM MOTORCYCLE CONTINUED										
450 EXC	03-07	105499 111050*		105099 111049*						
450 SX	03-06				105321 111042*		105305 111041*			
450 SX-F	07-10				105325		105309			111733
450 SX-F	13				112378		112377			111974
450 EXC/MXC	03-07				105321 111042*		105305 111041			
450 EXC-R	08-11			111906 111047*	112374 111048*					111735
505 SX-F	08				105325 111046*		105309 111045*			111733
520 SX	00-02	105499 111050*		105099 111049*						
520 MXC										
520 EXC										
525 SX	03-06	105499 111050*		105099 111049*						
525 EXC	03-07	105499		105099						
525 MXC		111050*		111049*						
525 XC										
525 XC-W										
530 EXC-R	08-11			111906 111047*	112374 111048*					111743
* MANUFACTURED BY PRO-X										
SUZUKI MOTORCYCLE										
RMZ250	04-06				105426		105419			105517
RMZ250	07-09				105428		105421			105517
RMZ250	10-13				111965		105421			105517
RMZ250	14						105421			105517
DRZ400	00-15	105314		105223						105486
RMZ450	05-06				105319		105303			105487
RMZ450	07				105324		105308			105487
RMZ450	08-14				105328		105310			105487
RMZ450X	10-11									105487
YAMAHA MOTORCYCLE										
TTR125	00-15	105484		105098						
YZ250F	01-13				105423	105424	105300	102926		105517
YZ250F	14-15				114729	105424	114730	102926		114731
WR250F	15				114729		114730			114731
WR250R	08-14									105496
YZ400F	98-99	105531	105532	105033						105134
WR400F	98-00									
YZ426	98-00	105531	105532	105033						105134
WR426										
YZ426	01-02				105316	105317	105301			105134
WR426										
YZ450F	03-09				105425	105318	105302		102922	105496
YZ450F	10-13				105431		105312			105439
YZ450F	14-16				114732		114733			105439
WR450F	07-15				105425	105318	105302			105496
XT660R	04-08	105469		105224						105497
XT660X										

- accessories
- body
- handlebar & grips
- cables & levers
- exhaust
- engine**
- fuel & intake
- electrical & ignition
- clutch
- drive
- bearings
- brakes
- steering & suspension
- tires
- tools & shop

ENGINE

LIGHTWEIGHT RACING VALVE SPRING KITS



- Kibblewhite uses only the highest quality materials for the valve springs and are precisely machined for the best possible fit and durability for your motorcycle or ATV.
- Kibblewhite valve springs come complete with lightweight racing titanium retainers, chrome silicon springs, steel collars, and keepers as required for one engine.
- The Kibblewhite valve spring kit is easy to install and helps reduce valve float in the high revving engines, adding durability and reliability to the engine.



		LIFT CAPACITY			
HONDA					
CRF150R	07-15	.350"	960041	220.30	G
CRF250R/ X	(R 04-07) (X 04-09)	.380"	960024	245.74	G
CRF250R	08-09	.350"	960066	245.74	G
CRF250R	10-15	.385"	960093	245.74	G
XR250	96-04	.465"	960003	122.70	G
CRF450R	02-08	.440"	960031	222.10	G
CRF450R	09-12	.440"	960077	222.10	G
CRF450X	05-15	.440"	960057	222.10	G
XR/XL 650L	93-14	.465"	960000	167.70	G
XR650R	00-07	.440"	960007	183.15	G
KTM					
250F (RC4 Engines)	05-07	.425"	960253	250.25	G
400 (Excluding LC)	00-09	.435"	960239	193.45	G
520/525/540 XC/XCW/ EXC/SXS	02-07	.435"	960239	193.45	G
450/525 XC	08-09				

		LIFT CAPACITY			
KAWASAKI					
KLX400	01-06	.440"	960107	223.05	G
KX450F	06-08	.415"	960113	235.40	G
SUZUKI					
RMZ250	04-06	.445"	960139	235.40	G
RMZ250	07-15	.445"	960157	235.40	G
DRZ400	00-15	.440"	960133	158.90	G
RMZ450	05-06	.415"	960145	222.10	G
YAMAHA					
WR/YZ250F	01-13	.380"	960176	339.55	G
TTR250	99-06	.380"	960164	166.20	G
YZF450F	10-13	.450"	960199	222.10	G



VALVE GUIDES



We choose to use the copper based C63000 nickel-aluminum bronze as a material to make our bronze valve guides because of its ideal characteristics for the application. The 5% nickel content provides superior resistance to wear, and the approximately 80 percent copper content delivers outstanding heat conductivity. KPML® guide profiles are designed to have minimal effect on the airstream while maintaining critical cross sectional thickness in high temperature areas, which promotes high performance and endurance.

		INTAKE		EXHAUST	
HONDA					
CRF150R	07-15	960042	32.75	G	960043 32.75 G
CRF250R/ X	(R 04-07) (X 04-15)	960025	15.30	G	960026 13.05 G
CRF250R	08-09	960073	15.30	G	960075 15.30 G
CRF250R	10-15	960098	15.35	G	960099 17.60 G
CRF450R	02-08	960014	15.35	G	960015 15.35 G
CRF450R	09-12	960084	32.75	G	960085 32.75 G
CRF450X	05-15	960062	15.35	G	960063 15.35 G
XR/XL 650L	93-14	960023	32.75	G	960023 32.75 G
XR650R	00-07	960012	32.75	G	960013 32.75 G
KAWASAKI					
KLX 250/300R	94-14	960132	17.60	G	960132 17.60 G
KX250F	04-06	960102	32.75	G	960102 32.75 G
	07-16	960125	32.75	G	960102 32.75 G
KLX400	01-06	960108	15.35	G	960108 15.35 G
KX450F	06-08	960118	15.35	G	960118 15.35 G

		INTAKE		EXHAUST	
KTM					
250F (RC4 Engines)	05-07	960258	19.80	G	960259 19.80 G
400 (Excluding LC)	00-09	960244	17.60	G	960245 17.60 G
450F (Excluding SXF)	02-07	-----			960248 15.35 G
520/525/540 XC/ XCW/EXC/SXS 450/525XC	02-07 08-09	960244	17.60	G	960245 17.60 G
SUZUKI					
RMZ250	04-06	960140	15.35	G	960140 15.35 G
RMZ250	07-15	960162	15.35	G	960162 15.35 G
DRZ400	00-15	960138	15.35	G	960138 15.35 G
RMZ450	05-06	960156	15.35	G	960156 15.35 G
YAMAHA					
WR/YZ250F	01-13	960180	15.35	G	960181 15.35 G
YF450F	10-16	960204	17.60	G	960205 17.60 G
YZ450F	03-09	960184	15.35	G	960185 15.35 G



BLACK DIAMOND VALVES

All KPMI® Black Diamond™ Stainless steel valves are impregnated by a special German process to a depth of .002, with a surface build up of .0002. This Black Diamond process improves wear properties, reduces friction, and provides resistance to corrosion and wear that is superior to chrome and nickel electrolysis plating. Each valve is designed using Finite Element Analysis software, and profiles are tested on our computerized flow bench. Black Diamond™ Valves are lightweight, strong, one piece forgings with profiles that provide excellent flow characteristics.



- accessories
- body
- handlebar & grips
- cables & levers
- exhaust
- engine
- fuel & intake
- electrical & ignition
- clutch
- drive
- bearings
- brakes
- steering & suspension
- tires
- tools & shop

HONDA DIRT BIKE

CRF150R	07-15	Intake	26mm (STD)	960044	40.15	G
		Intake	27mm (oversize)	960045	40.15	G
		Exhaust	22.5mm (STD)	960046	40.15	G
		Exhaust	23.5mm (oversize)	960047	40.15	G
CRF250 R/X	R 04-07 X 04-15	Intake	31mm (STD)	960027	40.15	G
		Intake	32mm (oversize)	960028	40.15	G
		Exhaust	26mm (STD)	960029	40.15	G
		Exhaust	27mm (oversize)	960030	40.15	G
CRF250R	08-09	Intake	31mm (STD)	960068	40.15	G
		Intake	32mm (oversize)	960069	40.15	G
		Exhaust	26mm (STD)	960070	40.15	G
		Exhaust	27mm (oversize)	960071	40.15	G
CRF250R	10-15	Intake	30.5mm (STD)	960094	40.15	G
		Intake	31.5mm (oversize)	960095	40.15	G
		Exhaust	25mm (STD)	960096	40.15	G
		Exhaust	26mm (oversize)	960097	40.15	G
CRF450R	02-08	Intake	36mm (STD)	960016	31.90	G
		Intake	37mm (oversize)	960017	31.90	G
		Intake	38mm (oversize)	960018	57.85	G
		Exhaust	31mm (STD)	960019	31.90	G
		Exhaust	32mm (oversize)	960020	31.90	G
CRF450R	09-12	Exhaust	30mm (07-08 standard)	960021	31.90	G
		Intake	36mm (STD)	960078	31.90	G
		Intake	37mm (oversize)	960079	31.90	G
		Intake	38mm (oversize)	-----		
CRF450X	05-15	Exhaust	30mm (STD)	960081	31.90	G
		Exhaust	31mm (oversize)	960082	31.90	G
		Exhaust	32mm (oversize)	960083	31.90	G
		Intake	35mm (STD)	960058	31.90	G
XR/XL 650L	93-14	Intake	36mm (STD)	960001	40.15	G
		Intake	37mm (oversize)	960002	40.15	G
		Exhaust	31mm (STD)	960002	40.15	G
		Exhaust	32mm (oversize)	960003	40.15	G
XR650R	00-07	Intake	37mm (STD)	960008	57.95	G
		Intake	38mm (oversize)	960009	57.95	G
		Exhaust	32mm (STD)	960010	57.95	G
		Exhaust	31mm (oversize)	960001	40.15	G

KAWASAKI DIRT BIKE

KLX400	01-06	Intake	36mm (STD)	960109	31.90	G
		Intake	37mm (oversize)	960110	31.90	G
		Exhaust	29mm (STD)	960111	31.90	G
		Exhaust	30mm (oversize)	960112	31.90	G
KX250F	03-16	Intake	31mm (STD)	960103	40.15	G
		Intake	32mm (oversize)	960104	40.15	G
		Exhaust	25mm (STD)	960105	40.15	G
		Exhaust	26mm (oversize)	960106	40.15	G

KAWASAKI DIRT BIKE CONTINUED

KX450F	06-08	Intake	36mm (STD)	960114	39.95	G
		Intake	37mm (oversize)	960115	39.95	G
		Exhaust	31mm (STD)	960116	39.95	G
		Exhaust	32mm (oversize)	960117	39.95	G

KTM DIRT BIKE

250F (RC4 Engines)	05-07	Intake	30.95mm (STD)	960254	40.15	G
		Intake	31.95mm (oversize)	960255	40.15	G
		Exhaust	26.6mm (STD)	960256	40.15	G
		Exhaust	27.6 (oversize)	960257	40.15	G
400 (Excluding LC)	00-07	Intake	35mm (STD)	960240	40.15	G
		Intake	36mm (oversize)	960241	40.15	G
		Exhaust	30mm (STD)	960242	40.15	G
450F (Excluding SXF)	02-07	Exhaust	31mm (oversize)	960243	40.15	G
		Intake	35mm (STD)	-----		
		Intake	36mm (oversize)	960250	40.15	G
		Exhaust	30mm (STD)	-----		
520/525/540 XC/XCWW/EXC/SXS 450/525 XC	02-07 08-09	Exhaust	31mm (oversize)	-----		
		Intake	35mm (STD)	960240	40.15	G
		Intake	36mm (oversize)	960241	40.15	G
		Exhaust	30mm (STD)	960242	40.15	G
520/525/540 XC/XCWW/EXC/SXS 450/525 XC	02-07 08-09	Exhaust	31mm (oversize)	960243	40.15	G
		Intake	35mm (STD)	960240	40.15	G
		Intake	36mm (oversize)	960241	40.15	G
		Exhaust	30mm (STD)	960242	40.15	G

SUZUKI DIRT BIKE

RMZ250	04-06	Intake	31mm (STD)	960141	40.15	G
		Intake	32mm (oversize)	960142	40.15	G
		Exhaust	25mm (STD)	960143	40.15	G
		Exhaust	26mm (oversize)	960144	40.15	G
RMZ250	07-15	Intake	31mm (STD)	960158	40.15	G
		Intake	32mm (oversize)	960159	40.15	G
		Exhaust	25mm (STD)	960160	40.15	G
		Exhaust	26mm (oversize)	960161	40.15	G
DRZ400	00-15	Intake	36mm (STD)	960134	31.90	G
		Intake	37mm (oversize)	960135	31.90	G
		Exhaust	29mm (STD)	960136	31.90	G
		Exhaust	30mm (oversize)	960137	31.90	G
RMZ450	05-06	Intake	36mm (STD)	960146	31.90	G
		Intake	37mm (oversize)	960147	31.90	G
		Exhaust	29mm (STD)	960148	31.90	G
		Exhaust	30mm (oversize)	960149	31.90	G

YAMAHA DIRT BIKE

WR/YZ250F	01-13	Intake	23mm (STD)	960177	40.15	G
		Intake	23mm (STD center)	960178	40.15	G
		Exhaust	24.5mm (STD)	960179	40.15	G
YF450F	10-13	Intake	36mm (STD)	960200	31.90	G
		Intake	37mm (oversize)	960201	31.90	G
		Exhaust	30mm (STD)	960202	31.90	G
		Exhaust	31mm (oversize)	960203	31.90	G

NOTE* Must use kibblewhite valve spring kit when installing black diamond valves

ENGINE



PRO X ENGINE VALVES



PROX Valves are made in Europe to high quality standards. By using a forged one-piece titanium alloy with several integrated material micro structures, specific and different material properties are created in area's where needed. The high tech Ti3Al alloy has also very good material properties at high temperatures. The special coating creates considerably lower friction between the valve and other parts like valve guides. Therefore the PROX valves exceed OE specifications in dimensions and reliability.

MODEL DIRT	YEAR	O.E.M. REFERENCE	REMARKS	MATERIAL	PCS.				
BETA ENGINE VALVE									
RR 450	2005-2009	3625332 000	Exhaust	Steel	2 pcs	111049	44.02	G	
		3625331 000	Intake	Steel	2 pcs	111050	28.41	G	
RR 525	2005-2009	3625332 000	Exhaust	Steel	2 pcs	111049	44.02	G	
		3625331 000	Intake	Steel	2 pcs	111050	28.41	G	
HONDA ENGINE VALVE									
Z 50 R	1991-1999	14721-GK4-601	Exhaust	Steel	1 pc	110919	20.54	G	
		14711-GK4-013	Intake	Steel	1 pc	110920	12.30	G	
XR 50 R	2000-2003	14721-GK4-601	Exhaust	Steel	1 pc	110919	20.54	G	
		14711-GK4-013	Intake	Steel	1 pc	110920	12.30	G	
CRF 50 F	2004-2014	14721-GK4-601	Exhaust	Steel	1 pc	110919	20.54	G	
		14711-GK4-013	Intake	Steel	1 pc	110920	12.30	G	
XR 70 R	1997-2003	14721-GF6-000	Exhaust	Steel	1 pc	110921	21.26	G	
		14711-GN5-713	Intake	Steel	1 pc	110922	13.39	G	
CRF 70 F	2004-2012	14721-GF6-000	Exhaust	Steel	1 pc	110921	21.26	G	
		14711-GN5-713	Intake	Steel	1 pc	110922	13.39	G	
CRF 150 F	2003-2005	14721-KBB-900	Exhaust	Steel	1 pc	110927	23.29	G	
		14711-KBB-900	Intake	Steel	1 pc	110928	17.42	G	
CRF 150 F	2006-2014	14721-KRM-840	Exhaust	Steel	1 pc	110923	23.29	G	
		14711-KRM-840	Intake	Steel	1 pc	110924	17.42	G	
CRF 150 R	2007-2014	14721-KSE-670	Exhaust	Steel	2 pcs	110925	26.16	G	
		14711-KSE-670	Intake	Steel	2 pcs	110926	18.24	G	
XR 200 R	1981-2001	14721-437-000	Exhaust	Steel	1 pc	110937	23.29	G	
		14711-437-000	Intake	Steel	1 pc	110938	17.42	G	
CRF 230 F	2003-2014	14721-KBB-900	Exhaust	Steel	1 pc	110927	23.29	G	
		14711-KBB-900	Intake	Steel	1 pc	110928	17.42	G	
CRF 230 L	2008-2009	14721-KBB-900	Exhaust	Steel	1 pc	110927	23.29	G	
		14711-KBB-900	Intake	Steel	1 pc	110928	17.42	G	
CRF 250 R	2004-2007	14721-KRN-670	Exhaust	Steel	2 pcs	110929	33.80	G	
		14711-KRN-670	Intake	Titanium	2 pcs	110930	125.91	G	
		14721-KRN-670	Exhaust	Titanium *	2 pcs	110931	125.91	G	
CRF 250 R	2008-2009	14721-KRN-A10	Exhaust	Steel	2 pcs	110932	33.80	G	
		14711-KRN-670	Intake	Titanium	2 pcs	110930	125.91	G	
CRF 250 R	2010-2014	14721-KRN-A40	Exhaust	Steel	2 pcs	110933	36.38	G	
		14711-KRN-A40	Intake	Titanium	2 pcs	110934	125.91	G	
CRF 250 X	2004-2013	14721-KRN-670	Exhaust	Steel	2 pcs	110929	33.80	G	
		14711-KRN-670	Intake	Titanium	2 pcs	110930	125.91	G	
		14721-KRN-670	Exhaust	Titanium *	2 pcs	110931	125.91	G	
XR 250 R	1996-2004	14721-KCZ-000	Exhaust	Steel	2 pcs	110935	23.28	G	
		14711-KCZ-000	Intake	Steel	2 pcs	110936	17.42	G	
XR250 Tornado	2001-2012	14721-KPF-900	Exhaust	Steel	2 pcs	114013	26.20	G	
		14711-KPF-900	Intake	Steel	2 pcs	114014	20.32	G	
XR 400 R	1996-2004	14721-KCY-670	Exhaust	Steel	2 pcs	110946	31.15	G	
		14711-KCY-670	Intake	Steel	2 pcs	110947	22.54	G	
CRF 450 R	2002-2006	14721-MEB-670	Exhaust	Steel	2 pcs	110939	33.80	G	
		14711-MEB-670	Intake	Titanium	2 pcs	110940	139.90	G	
		-	Exhaust	Titanium *	2 pcs	-----			
CRF 450 R	2007-2008	14721-MEN-A00	Exhaust	Steel	2 pcs	110943	36.38	G	
		14711-MEB-670	Intake	Titanium	2 pcs	110940	139.90	G	
CRF 450 R	2009-2012	14721-MEN-A30	Exhaust	Steel	2 pcs	110944	36.38	G	
		14711-MEN-A30	Intake	Titanium	2 pcs	110945	139.90	G	
CRF 450 R	2013-2014	14721-MEN-A70	Exhaust	Steel	2 pcs	114015	36.38	G	
		14711-MEN-A30	Intake	Titanium	2 pcs	110945	139.90	G	
CRF 450 X	2005-2014	14711-MEY-670	Intake	Titanium	2 pcs	110942	139.90	G	
XR 600 R	1993-2000	14721-MG3-000	Exhaust	Steel	2 pcs	110948	44.50	G	
		14711-MG3-000	Intake	Steel	2 pcs	110949	31.15	G	
NX 650 Dominator	1988-1994	14721-MG3-000	Exhaust	Steel	2 pcs	110948	44.50	G	
		14711-MG3-000	Intake	Steel	2 pcs	110949	31.15	G	
XR 650 L	1993-2014	14721-MG3-000	Exhaust	Steel	2 pcs	110948	44.50	G	
		14711-MG3-000	Intake	Steel	2 pcs	110949	31.15	G	
SLR 650	1997-2000	14721-MG3-000	Exhaust	Steel	2 pcs	110948	44.50	G	
		14711-MG3-000	Intake	Steel	2 pcs	110949	31.15	G	
FMX 650	2005-2007	14721-MG3-000	Exhaust	Steel	2 pcs	110948	44.50	G	
		14711-MG3-000	Intake	Steel	2 pcs	110949	31.15	G	

* Special Race Application

PRO X ENGINE VALVES CONTINUED

MODEL DIRT	YEAR	O.E.M. REFERENCE	REMARKS	MATERIAL	PCS.			
HUSABERG ENGINE VALVE								
FE 250	2013	771.36.031.000	Exhaust	Titanium	2 pcs	111037	125.91	G
		771.36.030.100	Intake	Titanium	2 pcs	111038	125.91	G
FE 250	2014	777.36.031.000	Exhaust	Titanium	2 pcs	114018	125.91	G
		777.36.030.000	Intake	Titanium	2 pcs	114019	125.91	G
FE 350	2013-2014	772.36.031.100	Exhaust	Titanium	2 pcs	111039	125.91	G
		772.36.030.200	Intake	Titanium	2 pcs	111040	125.91	G
FE 390	2010-2012	780.36.031.000	Exhaust	Steel	2 pcs	111047	46.16	G
		780.36.030.000	Intake	Titanium	2 pcs	111048	139.90	G
FE 450	2004-2008	590.36.031.000	Exhaust	Steel	2 pcs	111049	44.02	G
		590.36.030.000	Intake	Steel	2 pcs	111050	28.41	G
FE 450	2009-2013	780.36.031.000	Exhaust	Steel	2 pcs	111047	46.16	G
		780.36.030.000	Intake	Titanium	2 pcs	111048	139.90	G
FE 450	2014	780.36.031.000	Exhaust	Steel	2 pcs	111047	46.16	G
		789.36.030.100	Intake	Titanium	2 pcs	114021	139.90	G
FX 450	2010-2012	780.36.031.000	Exhaust	Steel	2 pcs	111047	46.16	G
		780.36.030.000	Intake	Titanium	2 pcs	111048	139.90	G
FE 501	2013	780.36.031.000	Exhaust	Steel	2 pcs	111047	46.16	G
		780.36.030.000	Intake	Titanium	2 pcs	111048	139.90	G
FE 501	2014	780.36.031.000	Exhaust	Steel	2 pcs	111047	46.16	G
		789.36.030.100	Intake	Titanium	2 pcs	114021	139.90	G
FE 550	2004-2008	590.36.031.000	Exhaust	Steel	2 pcs	111049	44.02	G
		590.36.030.000	Intake	Steel	2 pcs	111050	28.41	G
FE 570	2009-2012	780.36.031.000	Exhaust	Steel	2 pcs	111047	46.16	G
		780.36.030.000	Intake	Titanium	2 pcs	111048	139.90	G
FE 650	2004-2008	590.36.031.000	Exhaust	Steel	2 pcs	111049	44.02	G
		590.36.030.000	Intake	Steel	2 pcs	111050	28.41	G
FS 650	2004-2008	590.36.031.000	Exhaust	Steel	2 pcs	111049	44.02	G
		590.36.030.000	Intake	Steel	2 pcs	111050	28.41	G
HUSQVARNA ENGINE VALVE								
FC 250	2014	777.36.031.000	Exhaust	Titanium	2 pcs	114018	125.91	G
		777.36.030.000	Intake	Titanium	2 pcs	114019	125.91	G
FE 250	2014	777.36.031.000	Exhaust	Titanium	2 pcs	114018	125.91	G
		777.36.030.000	Intake	Titanium	2 pcs	114019	125.91	G
FC 350	2014	772.36.031.100	Exhaust	Titanium	2 pcs	111039	125.91	G
		772.36.030.200	Intake	Titanium	2 pcs	111040	125.91	G
FE 350	2014	772.36.031.100	Exhaust	Titanium	2 pcs	111039	125.91	G
		772.36.030.200	Intake	Titanium	2 pcs	111040	125.91	G
SMR 400	2005-2006	8000-A4161	Exhaust	Titanium	2 pcs	111043	139.90	G
		8000-A4631	Intake	Titanium	2 pcs	111044	139.90	G
TC-TE 450/510	2005	8000-A4161	Exhaust	Titanium	2 pcs	111043	139.90	G
		8000-A4631	Intake	Titanium	2 pcs	111044	139.90	G
FC 450	2014	789.36.031.000	Exhaust	Titanium	2 pcs	114020	139.90	G
		789.36.030.100	Intake	Titanium	2 pcs	114021	139.90	G
FE 450	2014	780.36.031.000	Exhaust	Steel	2 pcs	111047	46.16	G
		789.36.030.100	Intake	Titanium	2 pcs	114021	139.90	G
FE 501	2014	780.36.031.000	Exhaust	Steel	2 pcs	111047	46.16	G
		789.36.030.100	Intake	Titanium	2 pcs	114021	139.90	G
KTM ENGINE VALVE								
KTM 250 SX-F	2006-2012	770.36.031.000	Exhaust	Titanium	2 pcs	111037	125.91	G
		770.36.030.000	Intake	Titanium	2 pcs	111038	125.91	G
KTM 250 SX-F	2013-2014	777.36.031.000	Exhaust	Titanium	2 pcs	114018	125.91	G
		777.36.030.000	Intake	Titanium	2 pcs	114019	125.91	G
KTM 250 EXC-F	2007-2013	770.36.031.000	Exhaust	Titanium	2 pcs	111037	125.91	G
		770.36.030.000	Intake	Titanium	2 pcs	111038	125.91	G
KTM 250 EXC-F	2014	777.36.031.000	Exhaust	Titanium	2 pcs	114018	125.91	G
		777.36.030.000	Intake	Titanium	2 pcs	114019	125.91	G
KTM350 SX-F	2011-2014	772.36.031.100	Exhaust	Titanium	2 pcs	111039	125.91	G
		772.36.030.000	Intake	Titanium	2 pcs	111040	125.91	G
KTM350 EXC-F	2012-2014	772.36.031.100	Exhaust	Titanium	2 pcs	111039	125.91	G
		772.36.030.200	Intake	Titanium	2 pcs	111040	125.91	G
KTM 400 EXC Racing	1999-2002	590.36.031.000	Exhaust	Steel	2 pcs	111049	44.02	G
		590.36.030.000	Intake	Steel	2 pcs	111050	28.41	G
KTM 400 EXC	2009-2011	780.36.031.000	Exhaust	Steel	2 pcs	111047	46.16	G
		780.36.030.000	Intake	Titanium	2 pcs	111048	139.90	G
KTM 450 EXC Racing	2003-2007	590.36.031.000	Exhaust	Steel	2 pcs	111049	44.02	G
		590.36.030.000	Intake	Steel	2 pcs	111050	28.41	G
KTM 450 EXC-R	2008-2011	780.36.031.000	Exhaust	Steel	2 pcs	111047	46.16	G
		780.36.030.000	Intake	Titanium	2 pcs	111048	139.90	G
KTM 450 EXC	2012-2013	780.36.031.000	Exhaust	Steel	2 pcs	111047	46.16	G
		780.36.030.000	Intake	Titanium	2 pcs	111048	139.90	G
KTM 450 EXC	2014	780.36.031.000	Exhaust	Steel	2 pcs	111047	46.16	G
		789.36.030.100	Intake	Titanium	2 pcs	114021	139.90	G

- accessories
- body
- handlebar & grips
- cables & levers
- exhaust
- engine
- fuel & intake
- electrical & ignition
- clutch
- drive
- bearings
- brakes
- steering & suspension
- tires
- tools & shop

PRO X ENGINE VALVES CONTINUED

MODEL DIRT	YEAR	O.E.M. REFERENCE	REMARKS	MATERIAL	PCS.			
KTM ENGINE VALVE CONTINUED								
KTM 450 SM-R	2004-2007	594.36.031.000	Exhaust	Titanium	2 pcs	111041	139.90	G
		594.36.030.000	Intake	Titanium	2 pcs	111042	139.90	G
KTM 450 SM-R	2008-2012	773.36.031.300	Exhaust	Titanium	2 pcs	111045	139.90	G
		773.36.030.300	Intake	Titanium	2 pcs	111046	139.90	G
KTM 450 SM-R	2013-2014	789.36.030.000	Exhaust	Titanium	2 pcs	114020	139.90	G
		789.36.031.000	Intake	Titanium	2 pcs	114021	139.90	G
KTM 450 SX Racing	2003-2006	594.36.031.000	Exhaust	Titanium	2 pcs	111041	139.90	G
		594.36.030.000	Intake	Titanium	2 pcs	111042	139.90	G
KTM 450 SX-F	2007-2012	773.36.031.300	Exhaust	Titanium	2 pcs	111045	139.90	G
		773.36.030.300	Intake	Titanium	2 pcs	111046	139.90	G
KTM 450 SX-F	2013-2014	789.36.030.000	Exhaust	Titanium	2 pcs	114020	139.90	G
		789.36.031.000	Intake	Titanium	2 pcs	114021	139.90	G
KTM 500 EXC	2012-2013	780.36.031.000	Exhaust	Steel	2 pcs	111047	46.16	G
		780.36.030.000	Intake	Titanium	2 pcs	111048	139.90	G
KTM 500 EXC	2014	780.36.031.000	Exhaust	Steel	2 pcs	111047	46.16	G
		789.36.030.100	Intake	Titanium	2 pcs	114021	139.90	G
KTM 505 SX-F	2008	773.36.031.200	Exhaust	Titanium	2 pcs	111045	139.90	G
		773.36.030.200	Intake	Titanium	2 pcs	111046	139.90	G
KTM 505 XC-F	2009	773.36.031.200	Exhaust	Titanium	2 pcs	111045	139.90	G
		773.36.030.200	Intake	Titanium	2 pcs	111046	139.90	G
KTM 520 SX-EXC	2000-2002	590.36.031.000	Exhaust	Steel	2 pcs	111049	44.02	G
		590.36.030.000	Intake	Steel	2 pcs	111050	28.41	G
KTM 525 SX-EXC	2003-2007	590.36.031.000	Exhaust	Steel	2 pcs	111049	44.02	G
		590.36.030.000	Intake	Steel	2 pcs	111050	28.41	G
KTM 525 SM-R	2004-2005	594.36.031.000	Exhaust	Titanium	2 pcs	111041	139.90	G
		594.36.030.000	Intake	Titanium	2 pcs	111042	139.90	G
KTM 530 EXC-R	2008-2011	780.36.031.000	Exhaust	Steel	2 pcs	111047	46.16	G
		780.36.030.000	Intake	Titanium	2 pcs	111048	139.90	G
KTM 560 SM-R	2006-2007	594.36.031.000	Exhaust	Titanium	2 pcs	111041	139.90	G
		594.36.030.000	Intake	Titanium	2 pcs	111042	139.90	G
KAWASAKI ENGINE VALVE								
KX 250 F	2004-2008	12005-0002	Exhaust	Titanium	2 pcs	111000	125.91	G
		12004-0002	Intake	Titanium	2 pcs	111001	125.91	G
KX 250 F	2009-2014	12005-0002	Exhaust	Titanium	2 pcs	111000	125.91	G
		12004-0033	Intake	Titanium	2 pcs	111028	125.91	G
KLX 400 R	2003	12005-S004	Exhaust	Steel	2 pcs	110986	31.15	G
		12004-S004	Intake	Steel	2 pcs	110987	25.78	G
KX 450 F	2006-2008	12005-0036	Exhaust	Titanium	2 pcs	111029	139.90	G
		12004-0018	Intake	Titanium	2 pcs	111030	139.90	G
KX 450 F	2009-2014	12005-0049	Exhaust	Titanium	2 pcs	111031	139.90	G
		12004-0034	Intake	Titanium	2 pcs	111032	139.90	G
SUZUKI ENGINE VALVE								
RM-Z 250	2004-2006	K1200-5002	Exhaust	Titanium	2 pcs	111000	125.91	G
		K1200-4002	Intake	Titanium	2 pcs	111001	125.91	G
RM-Z 250	2007-2009	12912-10H00	Exhaust	Titanium	2 pcs	110983	125.91	G
		12911-10H00	Intake	Titanium	2 pcs	110984	125.91	G
RM-Z 250	2010-2014	12912-10H00	Exhaust	Titanium	2 pcs	110983	125.91	G
		12911-49H00	Intake	Titanium	2 pcs	110985	125.91	G
DR-Z 400	2000-2014	12912-29F00	Exhaust	Steel	2 pcs	110986	31.15	G
		12911-29F00	Intake	Steel	2 pcs	110987	25.78	G
RM-Z 450	2005-2006	12912-35600	Exhaust	Titanium	2 pcs	110988	139.90	G
		12911-35640	Intake	Titanium	2 pcs	110989	139.90	G
RM-Z 450	2007	12912-35G20	Exhaust	Titanium	2 pcs	110992	139.90	G
		12911-35G20	Intake	Titanium	2 pcs	110993	139.90	G
RM-Z 450	2008-2014	12912-28H00	Exhaust	Titanium	2 pcs	110994	139.90	G
		12911-28H00	Intake	Titanium	2 pcs	110995	139.90	G
RMX 450 Z	2010-2014	12912-28H00	Exhaust	Titanium	2 pcs	110994	139.90	G
		12911-28H00	Intake	Titanium	2 pcs	110995	139.90	G
YAMAHA ENGINE VALVE								
TT-R 125	2000-2007	5HP-12121-00	Exhaust	Steel	1 pc	110950	21.26	G
		5HP-12111-01	Intake	Steel	1 pc	110951	13.07	G
XT 225	1992-1998	5HO-12121-00	Exhaust	Steel	1 pc	110952	22.55	G
		5HO-12111-00	Intake	Steel	1 pc	110953	16.70	G
TT-R 225/230	1999-2007	5HO-12121-00	Exhaust	Steel	1 pc	110952	22.55	G
		5HO-12111-00	Intake	Steel	1 pc	110953	16.70	G
YZ / WR 250 F	2001-2013	5NL-12121-10	Exhaust	Titanium	2 pcs	110954	125.91	G
		5NL-12112-10	Intake I	Titanium	1 pc	110955	125.91	G
		5NL-12111-10	Intake II	Titanium	2 pcs	110956	125.91	G
YZ 400 F	1998-1999	5BE-12121-10	Exhaust	Steel	2 pcs	110957	24.70	G
		5BE-12111-10	Intake I	Steel	1 pc	110958	18.24	G
		5BE-12112-10	Intake II	Steel	2 pcs	110959	18.24	G

PRO X ENGINE VALVES CONTINUED

MODEL DIRT	YEAR	O.E.M. REFERENCE	REMARKS	MATERIAL	PCS.			
YAMAHA ENGINE VALVE CONTINUED								
WR 400 F	1998-2000	5BE-12121-10	Exhaust	Steel	2 pcs	110957	24.70	G
		5BE-12111-10	Intake I	Steel	1 pc	110958	18.24	G
		5BE-12112-10	Intake II	Steel	2 pcs	110959	18.24	G
YZ 426 F	2000	5BE-12121-10	Exhaust	Steel	2 pcs	110957	24.70	G
		5BE-12111-10	Intake I	Steel	1 pc	110958	18.24	G
		5BE-12112-10	Intake II	Steel	2 pcs	110959	18.24	G
YZ / WR 426 F	2001-2002	5JG-12121-00	Exhaust	Titanium	2 pcs	110960	139.90	G
		5JG-12111-00	Intake I	Titanium	1 pc	110961	139.90	G
		5JG-12112-00	Intake II	Titanium	2 pcs	110962	139.90	G
YZ 450 F	2003-2009	5TA-12121-00	Exhaust	Titanium	2 pcs	110963	139.90	G
		5TA-12111-00	Intake I	Titanium	1 pc	110964	139.90	G
		5TA-12112-00	Intake II	Titanium	2 pcs	110965	139.90	G
YZ 450 F	2010-2013	33D-12121-00	Intake	Titanium	2 pcs	110967	139.90	G
		33D-12111-00	Exhaust	Titanium	2 pcs	110966	139.90	G
YZ 450 F	2014	1SL-12121-00	Intake	Titanium	2 pcs	114017	139.90	G
		1SL-12111-00	Exhaust	Titanium	2 pcs	114016	139.90	G
WR 450 F	2003-2014	5TA-12121-00	Exhaust	Titanium	2 pcs	110963	139.90	G
		5TA-12111-00	Intake I	Titanium	1 pc	110964	139.90	G
		5TA-12112-00	Intake II	Titanium	2 pcs	110965	139.90	G
XT/TT 600	1987-2002	1VJ-12121-00	Exhaust	Steel	2 pcs	110970	33.56	G
		1VJ-12111-00	Intake	Steel	2 pcs	110971	23.11	G
XT-Z 600	1986-1990	1VJ-12121-00	Exhaust	Steel	2 pcs	110970	33.56	G
		1VJ-12111-00	Intake	Steel	2 pcs	110971	23.11	G
TT-R 600	1998-2004	1VJ-12121-00	Exhaust	Steel	2 pcs	110970	33.56	G
		1VJ-12111-00	Intake	Steel	2 pcs	110971	23.11	G
GAS-GAS ENGINE VALVE								
EC 250 F	2010-2014	5NL-12121-10	Exhaust	Titanium	2 pcs	110954	125.91	G
		5NL-12112-20	Intake I	Titanium	1 pc	110955	125.91	G
		5NL-12111-20	Intake II	Titanium	2 pcs	110956	125.91	G
EC 300 F	2013-2014	5NL-12121-10	Exhaust	Titanium	2 pcs	110954	125.91	G
		5NL-12112-20	Intake I	Titanium	1 pc	110955	125.91	G
		5NL-12111-20	Intake II	Titanium	2 pcs	110956	125.91	G
EC 450 F	2013-2014	5TA-12121-00	Exhaust	Titanium	2 pcs	110963	139.90	G
		5TA-12111-00	Intake I	Titanium	1 pc	110964	139.90	G
		5TA-12112-00	Intake II	Titanium	2 pcs	110965	139.90	G

PRO X ENGINE VALVE DIMENSIONS

OUR PART #	PROX #	OEM REFERENCE	MATERIAL	HEAD (MM)	LENGTH (MM)	STEM (MM)	
110919	20.54	G 28.1040-1	14721-GK4-601	Steel	16	68.6	5
110920	12.30	G 28.1040-2	14711-GK4-013	Steel	19	69	5
110921	21.26	G 28.1070-1	14721-GF6-000	Steel	20	65.4	5
110950	21.26	G 28.2200-1	5HP-12121-00	Steel	22	63.6	5
110925	26.16	G 28.1227-1	14721-KSE-670	Steel	22.5	79.9	4.5
110922	13.39	G 28.1070-2	14711-GN5-713	Steel	23	65.9	5
110955	125.91	G 28.2401-2	5NL-12111-10	Titanium	23	78.55	4
110956	125.91	G 28.2401-3	5NL-12112-10	Titanium	23	80.05	4
110935	23.28	G 28.1356-1	14721-KCZ-000	Steel	23.5	95.65	5
110954	125.91	G 28.2401-1	5NL-12121-10	Titanium	24.5	77.85	4.5
111000	125.91	G 28.4334-1	12005-0002	Titanium	25	79.1	4.5
110983	125.91	G 28.3337-1	12912-10H00	Titanium	25	80.6	4.5
110933	36.38	G 28.1340-1	14721-KRN-A40	Steel	25	84.2	4.5
110937	23.29	G 28.1381-1	14721-437-000	Steel	25	91.5	5.5
110951	13.07	G 28.2200-2	5HP-12111-01	Steel	26	64.4	5
110926	18.24	G 28.1227-2	14711-KSE-670	Steel	26	78	4.5
110932	33.80	G 28.1338-1	14721-KRN-A10	Steel	26	82	4.5
110929	33.80	G 28.1334-1	14721-KRN-670	Steel	26	82.1	5
110931	125.91	G 28.1334-3	14721-KRN-670	Titanium	26	82.1	5
110923	23.29	G 28.1226-1	14721-KRM-840	Steel	26	82.4	5
111037	125.91	G 28.6326-1	770.36.031.000	Titanium	26.6	92.9	5
110964	139.90	G 28.2423-2	5TA-12111-00	Titanium	27	76.3	4.5
110965	139.90	G 28.2423-3	5TA-12112-00	Titanium	27	77.2	4.5
110958	18.24	G 28.2418-2	5BE-12111-10	Steel	27	83.25	4.5
110961	139.90	G 28.2420-2	5JG-12111-00	Titanium	27	83.25	4.5
110959	18.24	G 28.2418-3	5BE-12112-10	Steel	27	84.35	4.5
110962	139.90	G 28.2420-3	5JG-12112-00	Titanium	27	84.35	4.5
110927	23.29	G 28.1323-1	14721-KBB-900	Steel	27	89.2	5.5
110963	139.90	G 28.2423-1	5TA-12121-00	Titanium	28	75.08	5

- accessories
- body
- handlebar & grips
- cables & levers
- exhaust
- engine
- fuel & intake
- electrical & ignition
- clutch
- drive
- bearings
- brakes
- steering & suspension
- tires
- tools & shop

PRO X ENGINE VALVE DIMENSIONS CONTINUED

	OUR PART #		PROX #	OEM REFERENCE	MATERIAL	HEAD (MM)	LENGTH (MM)	STEM (MM)	
accessories	110957	24.70	G	28.2418-1	5BE-12121-10	Steel	28	82	5
body	110960	139.90	G	28.2420-1	5JG-12121-00	Titanium	28	82	5
	111043	139.90	G	28.6425-1	8000 A4161	Titanium	28.5	90.55	5
handlebar & grips	110952	22.55	G	28.2396-1	5HO-12121-00	Steel	28.5	92.55	6
	110936	17.42	G	28.1356-2	14711-KCZ-000	Steel	28.5	96.6	5
	110990	139.90	G	28.3406-1	12912-45G00	Titanium	29	81	5.5
	110988	139.90	G	28.3405-1	12912-35G00	Titanium	29	81.3	5
cables & levers	110992	139.90	G	28.3407-1	12912-35G20	Titanium	29	81.3	5.5
	110986	31.15	G	28.3402-1	12912-29F00	Steel	29	81.35	5
	110946	31.15	G	28.1495-1	14721-KCY-670	Steel	29	101.3	5.5
exhaust	111039	125.91	G	28.6351-1	772.36.031.100	Titanium	29.1	89.1	5.5
	110944	36.38	G	28.1409-1	14721-MEBN-A30	Steel	30	80.55	5
engine	110924	17.42	G	28.1226-2	14711-KRM-840	Steel	30	83.45	5
	110943	36.38	G	28.1407-1	14721-MEN-A00	Steel	30	84.3	5
	110966	139.90	G	28.2440-1	33D-12121-00	Titanium	30	85.95	5.5
	110938	17.42	G	28.1381-2	14711-437-000	Steel	30	92.05	5.5
fuel & intake	111041	139.90	G	28.6423-1	594.36.031.000	Titanium	30	97	5.9
	111049	44.02	G	28.6520-1	590.36.031.000	Steel	30	97.05	5.9
	110975	24.57	G	28.2661-2	5KM-12111-00	Steel	30	100.55	6
electrical & ignition	110934	125.91	G	28.1340-2	14711-KRN-A40	Titanium	30.5	89.15	5
	111038	125.91	G	28.6326-2	770.36.030.000	Titanium	30.9	99.4	5
	111031	139.90	G	28.4409-1	12005-0049	Titanium	31	76.95	5.5
	111001	125.91	G	28.4334-2	12004-0002	Titanium	31	79	4.5
clutch	111028	125.91	G	28.4339-2	12004-0033	Titanium	31	79.2	4.5
	110984	125.91	G	28.3337-2	12911-10H00	Titanium	31	80.35	4.5
	110985	125.91	G	28.3340-2	12911-49H00	Titanium	31	80.35	4.5
drive	110994	139.90	G	28.3408-1	12921-28H00	Titanium	31	80.8	5.5
	111029	139.90	G	28.4406-1	12005-0036	Titanium	31	82	5.5
bearings	110930	125.91	G	28.1334-2	14711-KRN-670	Titanium	31	83.35	5
	110939	33.80	G	28.1402-1	14721-MEB-670	Steel	31	84.25	5
	-----			28.1402-3	14721-MEB-670	Titanium	31	84.25	5
	110948	44.50	G	28.1654-1	14721-MAN-620	Steel	31	104.15	6.5
brakes	110928	17.42	G	28.1323-2	14711-KBB-900	Steel	31.4	89.7	5.5
	111045	139.90	G	28.6427-1	773.36.031.200	Titanium	31.7	89.6	6
	110970	33.56	G	28.2600-1	1VJ-12121-00	Steel	32	91.8	7
steering & suspension	110974	31.54	G	28.2661-1	3YF-12121-00	Steel	32	92.7	6
	110976	32.10	G	28.2706-1	5VK-12121-00	Steel	32	96.25	6
	111044	139.90	G	28.6425-2	8000 A4631	Titanium	33	100.5	5.5
tires	110947	22.54	G	28.1495-2	14711-KCY-670	Steel	33	102.8	5.5
	111047	46.16	G	28.6428-1	780.36.031.000	Steel	33.1	92.25	5
	110953	16.70	G	28.2396-2	5HO-12111-00	Steel	34	93.8	6
tools & shop	110968	36.50	G	28.2487-1	1UY-12121-01	Steel	34	100.5	7
	110942	139.90	G	28.1405-2	14711-MEY-670	Titanium	35	84.6	5.5
	111042	139.90	G	28.6423-2	594.36.030.000	Titanium	35	97	5.9
	111050	28.41	G	28.6520-2	590.36.030.000	Steel	35	97	5.9
	111032	139.90	G	28.4409-2	12004-0034	Titanium	36	78.2	5.5
	110945	139.90	G	28.1409-2	14711-MEN-A30	Titanium	36	78.65	5
	110995	139.90	G	28.3408-2	12911-28H00	Titanium	36	81.9	5.5
	110991	139.90	G	28.3406-2	12911-45G00	Titanium	36	82	5.5
	110989	139.90	G	28.3405-2	12911-35GU0	Titanium	36	82.4	5
	110993	139.90	G	28.3407-2	12911-35G20	Titanium	36	82.4	5.5
	110987	25.78	G	28.3402-2	12911-29F00	Steel	36	82.5	5
	111030	139.90	G	28.4406-2	12004-0018	Titanium	36	83.3	5.5
	110967	139.90	G	28.2440-2	33D-12111-00	Titanium	36	83.8	5.5
	110940	139.90	G	28.1402-2	14711-MEB-670	Titanium	36	84.6	5.5
	110949	31.15	G	28.1654-2	14711-MG3-000	Steel	36	105.75	6.5
	111040	125.91	G	28.6351-2	772.36.030.000	Titanium	36.1	87.2	5.5
	110971	23.11	G	28.2600-2	1VJ-12111-00	Steel	37	97.2	7
	110977	19.07	G	28.2706-2	5VK-12111-00	Steel	38	102.3	6
	111048	139.90	G	28.6428-2	780.36.030.000	Titanium	39.9	92.85	6
	110969	24.57	G	28.2487-2	1UY-12111-01	Steel	40	102.6	7
	111046	139.90	G	28.6427-2	773.36.030.200	Titanium	40.3	88	6



VESRAH INTAKE & EXHAUST VALVES

Vesrah valves are manufactured from top quality materials that meet or exceed OEM specifications. All valves are treated with the tufrid method to give additional corrosion resistance and mechanical strength.



- accessories
- body
- handlebar & grips
- cables & levers
- exhaust
- engine**
- fuel & intake
- electrical & ignition
- clutch
- drive
- bearings
- brakes
- steering & suspension
- tires
- tools & shop

CC	MODELS	NAME	YEAR	YEAR CODE	INTAKE VALVE	QTY	INTAKE VALVE	QTY	EXHAUST VALVE	QTY
HONDA										
70	CRF70F		04-12		971958 17.95 L	1	----		971957 22.95 L	1
70	XR70R		97-03		971958 17.95 L	1	----		971957 22.95 L	1
80	CRF80F		04-15		973956 26.95 L	1	----		973988 35.95 L	1
100	CRF100F		04-13		973956 26.95 L	1	----		973988 35.95 L	1
125	XL125S		79-84		971945 14.95 L	1	----		971944 19.95 L	1
185	XL185S		79-83		971945 14.95 L	1	----		971944 19.95 L	1
185	XR185		79		971945 14.95 L	1	----		971944 19.95 L	1
200	DF200E		98-00	V, W, Y	971945 14.95 L	1	----		971944 19.95 L	1
200	XL200R		83-84		971945 14.95 L	1	----		971944 19.95 L	1
200	XR200		80-84		971945 14.95 L	1	----		971944 19.95 L	1
200	XR200R		81-83		971945 14.95 L	1	----		971944 19.95 L	1
200	XR200R		86-02		971945 14.95 L	1	----		971944 19.95 L	1
230	CRF230F		03-16		972005 27.95 L	1	----		972004 34.95 L	1
230	CRF230L		08-15		972005 27.95 L	1	----		972004 34.95 L	1
230	CRF230M		09		972005 27.95 L	1	----		972004 34.95 L	1
250	CRF250R		04-07		----		----		972009 40.95 L	2
250	CRF250X		04-15		----		----		972009 40.95 L	2
250	XR250L		91-96		973957 22.95 L	2	----		971988 36.95 L	2
250	XR250R		84-85		973957 22.95 L	2	----		971992 44.95 L	2
250	XR250R		86-95		973957 22.95 L	2	----		971988 36.95 L	2
250	XR250R		96-04		973958 19.95 L	2	----		973989 35.95 L	2
300	XR300R		10		971953 20.95 L	1	----		971948 23.95 L	1
400	XR400	Motard	05-08		973959 22.95 L	2	----		973990 40.95 L	2
400	XR400R		96-06		973959 22.95 L	2	----		973990 40.95 L	2
450	CRF450R		02-07		----		----		972008 48.95 L	2
450	CRF450R		08		----		----		972010 44.95 L	2
450	CRF450X		05-15		----		----		972010 44.95 L	2
500	XL500R		82		971940 18.95 L	2	----		971939 28.95 L	2
500	XL500S		79-81		971940 18.95 L	2	----		971939 28.95 L	2
500	XR500		79-80		971940 18.95 L	2	----		971939 28.95 L	2
500	XR500R		81-82		971940 18.95 L	2	----		971939 28.95 L	2
600	XL600R		83-84		973960 29.95 L	2	----		971993 46.95 L	2
600	XL600R		85-87		971996 30.95 L	2	----		971995 48.95 L	2
600	XL600V	Transalp	89-90		971997 19.95 L	4	----		----	
600	XR600R		85-99		973960 29.95 L	2	----		971993 46.95 L	2
650	XL650	Trassalp	00-07		973960 29.95 L	2	----		971993 46.95 L	2
650	XR650L		93-15		973960 29.95 L	2	----		971993 46.95 L	2
650	XR650R		00-07		971999 26.95 L	2	----		973991 38.95 L	2
KAWASAKI										
125	KLX125	KLX125	03-06	A1, A2, A3, A6F	972068 14.95 L	1	----		972067 22.95 L	1
125	KLX125L		03-06	B1, B2, B3, B6F	972068 14.95 L	1	----		972067 22.95 L	1

ENGINE

VESRAH INTAKE & EXHAUST VALVES CONTINUED

CC	MODELS	NAME	YEAR	YEAR CODE	INTAKE VALVE	QTY	INTAKE VALVE	QTY	EXHAUST VALVE	QTY
KAWASAKI CONTINUED										
250	KL250	KLR250	78-79	A1/A1A, A2	972149 13.95 L	1	----		972148 23.95 L	1
250	KL250	KLR250	80-81	A3, A4	972147 18.95 L	1	----		972146 23.95 L	1
250	KL250	KL250R	83-84	C1, C2	972147 18.95 L	1	----		972146 23.95 L	1
250	KL250	KLR250	85-05	D2, D3, D4, D5, D6, D7, D8, D9, D10, D11, D12, D13, D14, D15, D16, D17, D18, D19, D20, D21, D22	972904 16.95 L	2	----		972157 26.95 L	2
250	KLX250	D-Tracker	06-07	M6, M7	----	2	----		973992 25.95 L	2
250	KLX250	KLX250S	06-07	H6, H7	----	2	----		973992 25.95 L	2
250	KLX250		08-09	S8F, S9F	----	2	----		973992 25.95 L	2
250	KLX250	D-Tracker X	08-15	V8F, V9F, VAF, VBF, VCF, VDF, VEF, VFF	----	2	----		973992 25.95 L	2
250	KLX250	KLX250S	09	T9F	----	2	----		973992 25.95 L	2
250	KLX250	KLX250SF	09-10	W9F, WAF	----	2	----		973992 25.95 L	2
250	KLX250	KLX250S	10	SAF	----	2	----		973992 25.95 L	2
250	KLX250		10-15	TAF, TBF, TCF, TDF, TEF, TFF	----	2	----		973992 25.95 L	2
250	KLX250	KLX250S	12-15	SCF, SDF, SEF, SFF	----	2	----		973992 25.95 L	2
250	KLX250	KLX250R	94-96	D2, D3, D4	----	2	----		973992 25.95 L	2
250	KLX250S	KLX250S	11-13	TBF, TCF, TDF	----	2	----		973992 25.95 L	2
250	KLX250S	TKLX250S	14-15	TEF, TFF	----	2	----		973992 25.95 L	2
250	KX250F	KX250F	04-05	N1, N2	973962 77.95 L	2	----		973993 83.95 L	2
250	KX250F	KX250F	06-07	T6, T7	973962 77.95 L	2	----		973993 83.95 L	2
250	KX250F	KX250F	08	T8	973963 80.95 L	2	----		973993 83.95 L	2
250	KX250F	KX250F	09	W9	973964 80.95 L	2	----		973993 83.95 L	2
250	KX250F	KX250F	10	XAF	973964 80.95 L	2	----		973993 83.95 L	2
250	KX250F	KX250F	11-13	YBF, YCF, YDF	973964 80.95 L	2	----		973993 83.95 L	2
250	KX250F	KX250F	13-15	ZDF, ZEF, ZFF	973964 80.95 L	2	----		973993 83.95 L	2
300	KLX300	KLX300R	07	A7FL	----	2	----		973992 25.95 L	2
300	KLX300	KLX300R	97-07	A2, A3, A4, A5, A6, A7, A8, A9, A10, A6F, A7F	----	2	----		973992 25.95 L	2
400	KLX400	KLX400SR	03-04	A1, A2	973965 27.95 L	2	----		973994 39.95 L	2
400	KLX400	KLX400SR	03-04	B1, B2	973965 27.95 L	2	----		973994 39.95 L	2
450	KLX450R		08-09	A8F, A9F	972224 65.95 L	2	----		972223 37.95 L	2
450	KX450F		06-08	D6F, D7F, D8F	973966 87.95 L	2	----		973995 115.95 L	2
450	KX450F		09	E9F	973967 91.95 L	2	----		973996 112.95 L	2
450	KX450F		10-15	FAF, FBF, FCF, FDF, FEF, FFF	973967 91.95 L	2	----		973996 112.95 L	2
600	KL600	KLR 600	84	A1	972160 21.95 L	2	----		972159 21.95 L	2
600	KL600	KLR 600	85-86	B1, B2	972160 21.95 L	2	----		972159 21.95 L	2
650	KL650	KLR650	08-11	E8F, E9F, EAF, EBF	972915 16.95 L	2	----		972179 33.95 L	2

VESRAH INTAKE & EXHAUST VALVES CONTINUED

CC	MODELS	NAME	YEAR	YEAR CODE	INTAKE VALVE	QTY	INTAKE VALVE	QTY	EXHAUST VALVE	QTY
KAWASAKI CONTINUED										
650	KL650	KLR650	87-07	A1, A2, A3, A4, A5, A6, A7, A8, A9, A10, A11, A12, A13, A14, A15, A16, A17, A18, A19, A6F, A7F	972915 16.95 L	2	----		972179 33.95 L	2
650	KL650	Tengai	89-90	B1, B2	972915 16.95 L	2	----		972179 33.95 L	2
650	KLX650	KLX650R	93-95	A1, A2, A3	972189 20.95 L	2	----		972188 28.95 L	2
650	KLX650	KLX650	93-96	C1, C2, C3, C4	972189 20.95 L	2	----		972188 28.95 L	2
650	KLX650	KLX650R	96	D1	972189 20.95 L	2	----		972188 28.95 L	2
SUZUKI										
100	DR100		83-84	D, E	972064 14.95 L	1	----		972063 22.95 L	1
100	DR100		85-89	F, G, H, J, K	----	1	----		972073 23.95 L	1
100	SP100		83	D	972064 14.95 L	1	----		972063 22.95 L	1
125	DR125		82-85	Z, D, E, F/FC	972064 14.95 L	1	----		972063 22.95 L	1
125	DR125		86-88	G, H, J	972068 14.95 L	1	----		972067 22.95 L	1
125	DR125SE	Jebel 125	94-96	R, S, T	972068 14.95 L	1	----		972067 22.95 L	1
125	DR-Z125		03-14	K3, K4, K5, K6, K7, K8, K9, L0, L1, L2, L3, L4	972068 14.95 L	1	----		972067 22.95 L	1
125	DR-Z125L		03-15	K3, K4, K5, K6, K7, K8, K9, L0, L1, L2, L3, L4, L5	972068 14.95 L	1	----		972067 22.95 L	1
125	SP125		82-83	Z, D	972064 14.95 L	1	----		972063 22.95 L	1
125	SP125		86-88	G, H, J	972068 14.95 L	1	----		972067 22.95 L	1
200	DR200SE	Jebel 200	01-13	K1, K2, K3, K4, K5, K6, K7, K8, K9, L0, L1, L2, L3	972127 33.95 L	1	----		972126 51.95 L	1
250	DR250		82-83	Z, D	972066 14.95 L	2	----		972065 22.95 L	2
250	DR250		85	F	972066 14.95 L	2	----		972065 22.95 L	2
250	DR250		90-93	L, M, N, P	973969 21.95 L	2	----		----	2
250	DR250S		90-92	L, M, N	973969 21.95 L	2	----		----	2
250	DR250SE		93-95	P, R, S	973969 21.95 L	2	----		----	2
250	DR-Z250		01-07	K1, K2, K3, K4, K5, K6, K7	972123 29.95 L	2	----		972122 41.95 L	2
250	RM-Z250		07-09	K7, K8, K9	973970 94.95 L	2	----		973998 95.95 L	2
250	RM-Z250		10-16	L0, L1, L2, L3, L4, L5, L6	973971 94.95 L	2	----		973998 95.95 L	2
250	SP250		82-83	Z, D	972066 14.95 L	2	----		972065 22.95 L	2
250	SP250		85	F	972066 14.95 L	2	----		972065 22.95 L	2
350	DR350		90-00	L, M, N, P, R, S, T, V, W, X, Y	972092 23.95 L	2	----		972091 33.95 L	2
350	DR350S		90-93	L, M, N, P	972092 23.95 L	2	----		972091 33.95 L	2
350	DR350SE		94-99	R, S, T, V, W, X	972092 23.95 L	2	----		972091 33.95 L	2
400	DR-Z400		00-06	Y, K1, K2, K3, K4, K5, K6	973965 27.95 L	2	----		973994 39.95 L	2

- accessories
- body
- handlebar & grips
- cables & levers
- exhaust
- engine
- fuel & intake
- electrical & ignition
- clutch
- drive
- bearings
- brakes
- steering & suspension
- tires
- tools & shop

VESRAH INTAKE & EXHAUST VALVES CONTINUED

CC	MODELS	NAME	YEAR	YEAR CODE	INTAKE VALVE	QTY	INTAKE VALVE	QTY	EXHAUST VALVE	QTY
SUZUKI CONTINUED										
400	DR-Z400E		00-07	Y, K1, K2, K3, K4, K5, K6, K7	973965 27.95 L	2	----		973994 39.95 L	2
400	DR-Z400S		00-15	Y, K1, K2, K3, K4, K5, K6, K7, K8, K9, L0, L1, L2, L3, L4, L5	973965 27.95 L	2	----		973994 39.95 L	2
400	DR-Z400SM		14-15	L4, L5	973965 27.95 L	2	----		973994 39.95 L	2
450	RM-X450		05-06	K5, K6	973972 116.95 L	2	----		973999 104.95 L	2
450	RM-X450		07	K7	973973 104.95 L	2	----		974000 125.95 L	2
450	RM-X450		08-15	K8, K9, L0, L1, L2, L3, L4, L5	973974 104.95 L	2	----		974001 151.95 L	2
450	RM-Z450		05-06	K5, K6	973972 116.95 L	2	----		973999 104.95 L	2
450	RM-Z450		07	K7	973973 104.95 L	2	----		974000 125.95 L	2
450	RM-Z450		08-16	K8, K9, L0, L1, L2, L3, L4, L5, L6	973974 104.95 L	2	----		974001 151.95 L	2
650	DR650SE		96-15	T, V, W, X, Y, K1, K2, K3, K4, K5, K6, K7, K8, K9, L0, L1, L1, L3, L4, L5	972078 19.95 L	2	----		972126 51.95 L	2
750	DR750S	Big (Sr41B E777)	88	J	972107 20.95 L	2	----		972106 31.95 L	2
800	DR800	S Big (Sr42B/F346)	90		972107 20.95 L	2	----		972106 31.95 L	2
800	DR800	S Big(Sr43B/F723)	91-93		972107 20.95 L	2	----		972106 31.95 L	2
YAMAHA										
200	BW200	Big Wheel	85-86	N, S	972027 10.95 L	1	----		972026 21.95 L	1
200	BW200E	Big Wheel	86-88	S, T, U	972027 10.95 L	1	----		972026 21.95 L	1
200	TW200	Trailway	87-15	T/TC, U/UC, W/WC, A/AC, B/BC, D/DC, E/EC, F/FC, G/GC, H/HC, J/JC, K/KC, L/LC, M/MC, N/NC, P/PC, R/RC, S/SC, T1/T1C, V/VC, W1/W1C, X/XC, Y/YC, Z/ZC, A1/A1C, B1, D1/D1C, E1, F1	972027 10.95 L	1	----		972026 21.95 L	1
200	TW200E	Trailway	98	K/KC	972027 10.95 L	1	----		972026 21.95 L	1
200	XT200		82-83	J, K/KC	972027 10.95 L	1	----		972026 21.95 L	1
225	TT225		86-87	S, T	972027 10.95 L	1	----		972026 21.95 L	1
225	TT225		99	L/LC	972027 10.95 L	1	----		972026 21.95 L	1
225	TT-R225		00-04	M/MC, N/NC, P/PC, R/RC, S/SC	972027 10.95 L	1	----		972026 21.95 L	1

VESRAH INTAKE & EXHAUST VALVES CONTINUED

CC	MODELS	NAME	YEAR	YEAR CODE	INTAKE VALVE	QTY	INTAKE VALVE	QTY	EXHAUST VALVE	QTY
YAMAHA CONTINUED										
225	XT225	Serow	92-07	D/DC, E/EC, F/FC, G/GC, H/HC, J/JC, K/KC, L/LC, M/MC, N/NC, P/PC, R/RC, S/SC, T/TC, V/VC, W/WC	972027 10.95 L	1	-----		972026 21.95 L	1
230	TT-R230		05-15	T/TC, V/VC, W/WC, X, Y, Z, A, B, D, E, F	972027 10.95 L	1	-----		972026 21.95 L	1
250	WR250F		01-02	N, P			-----		974002 94.95 L	2
250	WR250F		03-07	R, S, T, V, W			-----		974002 94.95 L	2
250	WR250F		08-11	X, Y, Z, A	973975 78.95 L	1	973984 78.95 L	2	974002 94.95 L	2
250	WR250F		12-15	B, D, E, F			-----		974002 94.95 L	2
250	WR250R		08-15	X, Y, Z, A, B, D, E, F	973976 107.95 L	2	-----			
250	WR250X		08-15	X, Y, Z, A, B, D, E, F	973976 107.95 L	2	-----			
250	XT250	Serow 250	09-15	Y/YC, Z/ZC, A/AC, B, D, E, F	972027 10.95 L	1	-----		972026 21.95 L	1
250	YZ250F	Competition	01-02	N, P			-----		974002 94.95 L	2
250	YZ250F	Competition	04-06	S, T, V			-----		974002 94.95 L	2
250	YZ250F	Competition	07	W			-----		974002 94.95 L	2
250	YZ250F	Competition	09	Y	973975 78.95 L	2	973984 78.95 L	1	974002 94.95 L	2
250	YZ250F	Competition	10-12	Z, A, B	973978 93.95 L	1	973985 93.95 L	2	974002 94.95 L	2
400	WR400F		98-00	K, L, M	973977 13.95 L	2	973986 13.95 L	1	972046 31.95 L	2
400	YZ400F		98-99	K, L	973977 13.95 L	2	973986 13.95 L	1	972046 31.95 L	2
426	WR426F		01-02	N, P	973979 89.95 L	3	-----			
426	YZ426F		00	M	973977 13.95 L	2	973986 13.95 L	1	972046 31.95 L	2
426	YZ426F		02	P	973979 89.95 L	3	-----			
450	WR450F		04-15	S, T, V, W, X, Y, Z, A, B, D, E, F	973980 81.95 L	1	973987 93.95 L	2	974003 104.95 L	2
450	YZ450F		03-08	R, S, T, V/VC, W, X	973980 81.95 L	1	973987 93.95 L	2	974003 104.95 L	2
450	YZ450F		10-12	Z, A, B	973981 102.95 L	2	-----		974004 115.95 L	2
500	TT500		76-78	C, D, E	-----	1	-----		972020 27.95 L	1
500	XT500		76-79	C, D, E, F	-----	1	-----		972020 27.95 L	1
550	XT550		82-83	J, K	-----	2	-----		972028 25.95 L	2
600	XT600E		95	G/GC	972038 23.95 L	2	-----		972037 28.95 L	2

accessories

body

handlebar
& gripscables &
levers

exhaust

engine

fuel &
intakeelectrical
& ignition

clutch

drive

bearings

brakes

steering &
suspension

tires

tools &
shop

ENGINE



HOT CAMS CAMSHAFTS



As the leader in innovation, design and development of aftermarket dirt bike and ATV high-performance camshafts, a set of Hot Cams is certain to give the added boost that dirt bike and ATV enthusiasts are looking for. CNC crafted from billet steel and with multiple stages to choose from for many applications, Hot Cams delivers the performance and feel of a custom cam for a fraction of the price. Ease of installation is also a big benefit when it comes to Hot Cams, as nearly all cams require no additional machine work and utilize the stock valve springs. **And, as has always been the policy at Hot Cams, you can keep your original cams since a core exchange is never required**

MODEL NAME	YEAR	CAM SHAFT DESCRIPTION	MFG#			
HONDA						
CRF 50F	04-14	Stage 2: single-cam motor. More top-end than Stage 1. Works well with larger displacements from 70 to 80cc plus. Uses stock valve springs and rockers.	1026-2	870260	149.95	G
XR 50R	00-03	Stage 2: single-cam motor. More top-end than Stage 1. Works well with larger displacements from 70 to 80cc plus. Uses stock valve springs and rockers.	1026-2	870260	149.95	G
CRF 80F	04-13	Stage 1: single-cam motor. Excellent midrange and top-end increase. Uses stock valve springs and rockers.	1018-1	870205	149.95	G
XR 75	77-78	Stage 1: single-cam motor. Excellent midrange and top-end increase. Uses stock valve springs and rockers.	1018-1	870205	149.95	G
XR 80	79-84	Stage 1: single-cam motor. Excellent midrange and top-end increase. Uses stock valve springs and rockers.	1018-1	870205	149.95	G
XR 80R	85-03	Stage 1: single-cam motor. Excellent midrange and top-end increase. Uses stock valve springs and rockers.	1018-1	870205	149.95	G
CRF 100F	04-13	Stage 1: single-cam motor. Excellent midrange and top-end increase. Uses stock valve springs and rockers.	1018-1	870205	149.95	G
XR 100	81-84	Stage 1: single-cam motor. Excellent midrange and top-end increase. Uses stock valve springs and rockers.	1018-1	870205	149.95	G
XR 100R	85-03	Stage 1: single-cam motor. Excellent midrange and top-end increase. Uses stock valve springs and rockers.	1018-1	870205	149.95	G
CRF 150F	03-05	Stage 1: single-cam motor. Excellent midrange and top-end increase. Uses stock valve springs and rockers.	1059-1	870206	219.95	G
CRF 150R	07-15	Stage 1: single-cam motor. Excellent bottom-end and midrange power. Uses stock auto-decompression mechanism. Uses stock valve springs.	1079-1	870207	219.95	G
CRF 150R	07-15	Stage 2: single-cam motor. Excellent top-end power with great over rev. Uses stock auto-decompression mechanism. Uses stock valve springs.	1080-2	870208	219.95	G
CRF 150RB	07-15	Stage 1: single-cam motor. Excellent bottom-end and midrange power. Uses stock auto-decompression mechanism. Uses stock valve springs.	1079-1	870207	219.95	G
CRF 150RB	07-15	Stage 2: single-cam motor. Excellent top-end power with great over rev. Uses stock auto-decompression mechanism. Uses stock valve springs.	1080-2	870208	219.95	G
CRF 250R	04-09	Stage 1: single-cam motor. Excellent bottom-end and midrange power. Uses stock auto-decompression mechanism. Uses stock valve springs.	1039-1	870211	269.95	G
CRF 250R	04-09	Stage 2: Single cam engine. Excellent top-end power with great over rev. Uses stock auto-decompression mechanism. Uses stock valve springs.	1057-2	870209	269.95	G
CRF 250R	04-09	Stage 3: single-cam motor. Significantly more top-end power and great over rev. Uses stock auto decompression mechanism. Uses stock valve springs	1104-3	870212	269.95	G
CRF 250R	04-09	Stage 1 Gold Series: Single cam engine. Excellent bottom end and mid-range power increase over the stage 1 cam. Requires stiffer springs PART # VSCRF250RKIT. Uses stock auto decompression mechanism.	1108-1GS	870213	295.95	G
CRF 250R	04-09	Stage 2 Gold Series: Single cam engine. Excellent midrange and over-rev increase over the stage 3 cam. Requires stiffer springs PART # VSCRF250RKIT. Uses stock auto decompression mechanism.	1109-2GS	870210	295.95	G
CRF 250R	04-09	Stage 3 Gold Series: Single cam engine. Improvement in high RPM power, best for high RPM applications or modified engines. Requires stiffer springs PART # VSCRF250RKIT. Uses stock auto decompression mechanism.	1141-3GS	870214	295.95	G
CRF 250R	04-09	Builder Series: Single cam engine. Good cam for modified engines with emphasis on mid range power. Requires stiffer springs PART # VSCRF250RKIT. Uses stock auto decompression mechanism.	1142-BLD	870215	295.95	G
CRF 250R	04-09	Builder Series: Single cam engine. Good midrange cam for modified engines. Can use stock valve springs. Uses stock auto decompression mechanism.	1150-BLD	870217	295.95	G
CRF 250R	08-09	Stage 2: single-cam motor. Produces good high RPM power. Uses stock auto-decompression mechanism. Uses stock valve springs.	1139-2	870219	269.95	G



HOT CAMS DIRTBIKE CAMSHAFTS

MODEL NAME	YEAR	CAM SHAFT DESCRIPTION	MFG#			
HONDA CONTINUED						
CRF 250R	08-09	Stage 2 Gold Series: Single cam engine. Improves mid and top power. Requires stiffer springs PART # VSCRF250RKIT. Uses stock auto decompression mechanism.	1140-2GS	870220	295.95	G
CRF 250R	10-13	Builder Series: Single cam engine. Large increase in torque below 9500RPM, this cam is well suited for applications with short runs between obstacles. Allows large throttle openings at low RPM. Uses stock auto decompression mechanism. Uses stock valve spr	1159-BLD	870223	295.95	G
CRF 250R	10-13	Builder Series: Single cam engine. Good mid range cam for modified engines. Uses stock auto decompression mechanism. Requires stiffer valve springs PART # VSK1006.	1182-BLD	870227	295.95	G
CRF 250R	10-13	Builder Series: Single cam engine. Good mid range cam for modified engines. Uses stock auto decompression mechanism. Requires stiffer valve springs PART # VSK1006.	1183-BLD	870228	295.95	G
CRF 250R	10-13	Builder Series: Single cam engine. Stock type powerband with increased peak torque. Uses stock auto decompression mechanism. Requires stiffer valve springs PART # VSK1006.	1184-BLD	870229	295.95	G
CRF 250R	10-15	ITR Design-Single-cam motor. Low and mid RPM torque are increased. Top horsepower slightly increased over stock. Uses stock auto-decompression mechanism. Uses stock valve springs.	1264-1	871642	269.95	G
CRF 250R	10-15	ITR Design-Single-cam motor. Slight loss in low RPM torque, mid to top horsepower are increased. Uses stock auto-decompression mechanism. Uses stock valve springs.	1265-2	871643	269.95	G
CRF 250X	04-15	Stage 1: single-cam motor. Excellent midrange and top-end power. Uses stock auto-decompression mechanism. Uses stock valve springs.	1039-1	870211	269.95	G
CRF 250X	04-15	Stage 2: single-cam motor. Excellent top-end power with great over rev. Uses stock auto-decompression mechanism. Uses stock valve springs.	1057-2	870209	269.95	G
XR 250R	96-04	Stage 1: single-cam motor. Excellent midrange and top-end power increase. Uses stock valve springs and rockers. *Does not use stock auto-decompression mechanism.	1006-1	870261	229.95	G
XR 400R	96-04	Stage 1: single-cam motor. Excellent midrange and top-end power increase. Not recommended for big bore applications over 426cc. Uses stock valve springs and rockers. *Does not use auto-decompression mechanism.	1007-1	870262	219.95	G
XR 400R	96-04	Stage 2: single-cam motor. More top-end power than Stage 1 with midrange gain. Uses stock valve springs and rockers. *Does not use auto-decompression mechanism.	1043-2	870263	239.95	G
XR 400R	96-04	Stage 3: single-cam motor. More top-end power. Designed specifically for Hot Rods big bore stroker kit. Uses stock valve springs and rockers. *Does not use auto-decompression mechanism.	1051-3	870264	239.95	G
CRF 450R	07	Stage 1: single-cam motor. Excellent bottom-end and midrange increase. Improved throttle response. Uses stock auto-decompression mechanism. Uses stock valve springs.	1076-1	870234	269.95	G
CRF 450R	07	Stage 2: single-cam motor. Excellent midrange and top-end increase. Improved throttle response. Uses stock auto-decompression mechanism. Uses stock valve springs.	1077-2	870235	269.95	G
CRF 450R	07	Stage 3: single-cam motor. Significantly more top-end power than Stage 2. Will work well for Supermoto and big bore/strokers. Uses stock auto-decompression mechanism. Uses stock valve springs.	1078-3	870236	269.95	G
CRF 450R	08	Single cam motor: Excellent bottom-end. Improved throttle response. Uses stock auto decompression mechanism. Uses stock valve springs.	1101-1	870237	269.95	G
CRF 450R	08	Stage 2: single cam motor: Good midrange and top-end gain. Uses stock auto decompression mechanism. Uses stock valve springs.	1102-2	870238	269.95	G
CRF 450R	09	Stage 1 cam: single cam motor. Improved torque below 9000rpm with improved peak horsepower over OEM cam. Uses stock valve springs, rockers, and auto decompression mechanism.	1123-1	870240	269.95	G
CRF 450R	09	Stage 2 cam: single cam motor. Same low end power as OEM cam up to 6,000 RPM and improved power from 6,000 to rev limit. Uses stock valve springs, rockers, and auto decompression mechanism.	1124-2	870241	269.95	G
CRF 450R	09	Stage 3 cam: single cam motor. Best suited for engines requiring more breathing capability. Uses stock valve springs, rockers, and auto decompression mechanism.	1125-3	870242	269.95	G
CRF 450R	09	Builder Series: Single cam engine. Good bottom end cam for modified engines. Can be used with stock or aftermarket valve springs, if ignition rev limit is increased use requires spings VSK1009. Uses stock auto decompression mechanism.	1144-BLD	870243	295.95	G

- accessories
- body
- handlebar & grips
- cables & levers
- exhaust
- engine**
- fuel & intake
- electrical & ignition
- clutch
- drive
- bearings
- brakes
- steering & suspension
- tires
- tools & shop



HOT CAMS DIRTBIKE CAMSHAFTS

- accessories
- body
- handlebar & grips
- cables & levers
- exhaust
- engine
- fuel & intake
- electrical & ignition
- clutch
- drive
- bearings
- brakes
- steering & suspension
- tires
- tools & shop

MODEL NAME	YEAR	CAM SHAFT DESCRIPTION	MFG#			
HONDA CONTINUED						
CRF 450R	09	Builder Series: Single cam engine. Good midrange cam for modified engines. Can be used with stock or aftermarket valve springs, if ignition rev limit is increased requires spings VSK1009. Uses stock auto decompression mechanism.	1145-BLD	870244	295.95	G
CRF 450R	09	Builder Series: Single cam engine. Good midrange cam for modified engines that are oversized. Can be used with stock or aftermarket valve springs, if ignition rev limit is increased requires spings VSK1009. Uses stock auto decompression	1147-BLD	870246	295.95	G
CRF 450R	09	Builder Series: Single cam engine. Good top end cam for modified engines that are oversized. Can be used with stock or aftermarket valve springs, if ignition rev limit is increased requires spings VSK1009. Uses stock auto decompression m	1148-BLD	870247	295.95	G
CRF 450R	09	Builder Series: Single cam engine. Good low RPM cam for modified engines that are oversized. Can be used with stock or aftermarket valve springs, if ignition rev limit is increased requires spings VSK1009. Uses stock auto decompression.	1149-BLD	870248	295.95	G
CRF 450R	02-06	Stage 1: single-cam motor. Excellent bottom-end and midrange increase. Improved throttle response. Uses stock auto-decompression mechanism. Uses stock valve springs.	1016-1	870231	269.95	G
CRF 450R	02-06	Stage 2: single-cam motor. Excellent midrange and top-end increase. Improved throttle response. Uses stock auto-decompression mechanism. Uses stock valve springs.	1024-2	870232	269.95	G
CRF 450R	02-06	Stage 3: single-cam motor. Significantly more top-end power than Stage 2. Will work well for Supermoto and big bore/strokers. Uses stock auto-decompression mechanism. Uses stock valve springs.	1056-3	870233	269.95	G
CRF 450R	10-12	Stage 1 cam: single cam motor. Improved torque below 9000rpm with improved peak horsepower over OEM cam. Uses stock valve springs, rockers, and auto decompression mechanism.	1173-1	870250	269.95	G
CRF 450R	10-12	Stage 3 cam: single cam motor. Best suited for engines requiring more breathing capability. Uses stock valve springs, rockers, and auto decompression mechanism.	1175-3	870252	269.95	G
CRF 450R	10-13	Builder Series: Single cam engine. Good bottom end cam for modified engines. Can be used with stock or aftermarket valve springs, if ignition rev limit is increased requires spings VSK1009. Uses stock auto decompression mechanism.	1176-BLD	870253	295.95	G
CRF 450R	10-13	Builder Series: Single cam engine. Good midrange cam for modified engines that are oversized. Can be used with stock or aftermarket valve springs, if ignition rev limit is increased requires spings VSK1009. Uses stock auto decompression	1179-BLD	870256	295.95	G
CRF 450R	10-13	Builder Series: Single cam engine. Good top end cam for modified engines that are oversized. Can be used with stock or aftermarket valve springs, if ignition rev limit is increased use stiffer intake springs. Uses stock auto decompression mechanism	1180-BLD	870257	295.95	G
CRF 450R	10-13	Builder Series: Single cam engine. Good low RPM cam for modified engines that are oversized. Can be used with stock or aftermarket valve springs, if ignition rev limit is increased use stiffer intake springs. Uses stock auto decompression mechanism	1181-BLD	870258	295.95	G
CRF 450R	10-15	Stage 2 cam: single cam motor. Same low end power as OEM cam up to 6,000 RPM and improved power from 6,000 to rev limit. Uses stock valve springs, rockers, and auto decompression mechanism.	1260-2	871028	269.95	G
CRF 450R	13-15	Stage 1 cam: single cam motor. Improved torque below 8000rpm with no loss in peak horsepower over OEM cam. Uses stock valve springs, rockers, and auto decompression mechanism.	1259-1	871641	269.95	G
CRF 450X	05-07	Stage 1: single-cam motor. Excellent bottom-end and midrange increase. Improved throttle response. Uses stock auto-decompression mechanism. Uses stock valve springs.	1016-1	870231	269.95	G
CRF 450X	05-07	Stage 2: single-cam motor. Excellent midrange and top-end increase. Improved throttle response. Uses stock auto-decompression mechanism. Uses stock valve springs.	1024-2	870232	269.95	G
CRF 450X	05-07	Stage 3: single-cam motor. Significantly more top-end power than Stage 2. Will work well for Supermoto and big bore/strokers. Uses stock auto-decompression mechanism. Uses stock valve springs.	1056-3	870233	269.95	G
CRF 450X	08-15	Stage 1: single-cam motor. Excellent bottom-end and midrange increase. Improved throttle response. Uses stock auto-decompression mechanism. Uses stock valve springs.	1101-1	870237	269.95	G



HOT CAMS DIRTBIKE CAMSHAFTS

MODEL NAME	YEAR	CAM SHAFT DESCRIPTION	MFG#			
HONDA CONTINUED						
CRF 450X	08-15	Stage 2: single-cam motor. Excellent midrange and top-end increase. Improved throttle response. Uses stock auto-decompression mechanism. Uses stock valve springs.	1102-2	870238	269.95	G
XR 600R	88-00	Offroad competition use only. Stage 1: single-cam motor. Excellent midrange and top-end power increase. Uses stock valve springs and rockers. *Does not use auto-decompression mechanism. Stock Starter sufficient.	1004-1	870265	199.95	G
XR 650L	93-14	Offroad competition use only. Stage 1: single-cam motor. Excellent midrange and top-end power increase. Uses stock valve springs and rockers. *Does not use auto-decompression mechanism. Stock Starter sufficient.	1004-1	870265	199.95	G
XR 650R	00-07	Stage 1: single-cam motor. Excellent midrange and top-end power increase. Uses stock valve springs and rockers. *Does not use auto-decompression mechanism.	1009-1	870266	239.95	G
XR 650R	00-07	Stage 2: single-cam motor. More top-end power than Stage 1 with midrange gain. Uses stock valve springs and rockers. *Does not use auto-decompression mechanism.	1010-2	870267	239.95	G
KAWASAKI						
KLX 110	02-09	Stage 1: single-cam motor. Excellent midrange and top-end power increase. Uses stock valve springs and rockers.	2027-1	870270	159.95	G
KX 250F	04-10	Stage 1: Dual cam engine. Intake and exhaust cams sold separately. Good midrange and top-end increase. Cam uses stock auto-decompression mechanism. Uses stock valve springs.	2040-1E	870278	179.95	G
KX 250F	04-10	Stage 1: Dual cam engine. Intake and exhaust cams sold separately. Good midrange and top-end increase. Uses stock valve springs.	2041-1IN	870279	179.95	G
KX 250F	04-10	Stage 2: Dual cam engine. Intake and exhaust cams sold separately. Excellent top-end power. Great over rev. Uses stock valve springs.	2067-2IN	870280	179.95	G
KX 250F	04-10	Stage 2: Dual cam engine. Intake and exhaust cams sold separately. Excellent top-end power. Great over rev. Cam uses stock auto-decompression mechanism. Uses stock valve springs.	2068-2E	870281	179.95	G
KX 250F	11-15	This cam is intended to be used as a set with the #2219-1E exhaust cam, this set will provide greatly increased low to mid RPM torque up to 9400 RPM and higher peak torque.	2218-1IN	870283	179.95	G
KX 250F	11-15	This cam is intended to be used as a set with the #2218-1IN intake cam, this set will provide greatly increased low to mid RPM torque up to 9400 RPM and higher peak torque.	2219-1E	870284	199.95	G
KX 250F	11-15	This cam is intended to be used as a set with the #2221-2E exhaust cam. This set will provide improved torque at all RPM, much improved peak torque and increased peak horsepower.	2220-2IN	870285	179.95	G
KX 250F	11-15	This cam is intended to be used as a set with the #2220-2IN intake cam. This set will provide improved torque at all RPM, much improved peak torque and increased peak horsepower.	2221-2E	870286	199.95	G
KLX 400	03-04	Offroad competition use only. This cam replaces the 2047-1IN. It has better low RPM torque, pulling power, and throttle response. For best results it should be used with the #2050-1E exhaust cam. Uses stock DRZ400 valve springs, if installed in LTZ400 you	2249-1IN	871016	179.95	G
KLX 400	03-04	Offroad competition use only. This cam replaces the 2048-1E. It has better low RPM torque, pulling power, and throttle response. For best results it should be used with the #2049-1IN intake cam. Uses stock DRZ400 valve springs, if installed in LTZ400 you must install DRZ400 valve springs.	2250-1E	871017	199.95	G
KLX 400	03-04	Offroad competition use only. The #2251-2IN and #2252-2E are designed to be used as a set. These cams will provide improved full throttle torque and horsepower at all RPM 4000 and up. Uses stock DRZ400 valve springs, if installed in LTZ400 you must install DRZ400 valve springs.	2251-2IN	871018	179.95	G
KLX 400	03-04	Offroad competition use only. The #2051-2IN and #2052-2E are designed to be used as a set. These cams will provide improved full throttle torque and horsepower at all RPM 4000 and up. Uses stock DRZ400 valve springs, if installed in LTZ400 you must install DRZ400 valve springs.	2252-2E	871005	199.95	G
KLX 450R	08-09	2196-1IN and 2197-1E are intended to be used as a set. Increases low rpm pulling torque and peak horsepower. Can be used with stock airbox and spark arrestor. Will produce greater gains with airbox modification and spark arrestor removed. Aftermarket "rac	2196-1IN	870274	179.95	G
KLX 450R	08-09	2196-1IN and 2197-1E are intended to be used as a set. Increases low rpm pulling torque and peak horsepower. Can be used with stock airbox and spark arrestor. Will produce greater gains with airbox modification and spark arrestor removed. Aftermarket "rac	2197-1E	870275	199.95	G

- accessories
- body
- handlebar & grips
- cables & levers
- exhaust
- engine
- fuel & intake
- electrical & ignition
- clutch
- drive
- bearings
- brakes
- steering & suspension
- tires
- tools & shop



HOT CAMS DIRTBIKE CAMSHAFTS

MODEL NAME	YEAR	CAM SHAFT DESCRIPTION	MFG#			
KAWASAKI CONTINUED						
KLX 450R	08-09	2198-2IN and 2199-2E are intended to be used as a set. Should be used with airbox modification. Will provide best results with no spark arrestor or an aftermarket "race" motocross type muffler. Depending upon engine modifications, will provide improved ho	2198-2IN	870276	179.95	G
KLX 450R	08-09	2198-2IN and 2199-2E are intended to be used as a set. Should be used with airbox modification. Will provide best results with no spark arrestor or an aftermarket "race" motocross type muffler. Depending upon engine modifications, will provide improved ho	2199-2E	870277	199.95	G
KX 450F	06-08	Stage 1: Dual cam engine. Intake and exhaust cams sold separately. No bottom-end loss with strong mid-range to top-end gains. Uses stock valve springs.	2070-1IN	870287	179.95	G
KX 450F	06-08	Stage 1: Dual cam engine. Intake and exhaust cams sold separately. No bottom-end loss with strong mid-range to top-end gains. Cam uses stock auto-decompression mechanism. Uses stock valve springs.	2071-1E	870288	199.95	G
KX 450F	06-15	2187-2IN and 2188-2E when used as a set provide increased mid-top torque and horsepower. Produces more power than the OE cams from 5000 rpm and up with no loss at lower rpm. Produces more power than the stage 1 set from 7000 rpm and up.	2187-2IN	870302	179.95	G
KX 450F	06-15	2187-2IN and 2188-2E when used as a set provide increased mid-top torque and horsepower. Produces more power than the OE cams from 5000 rpm and up with no loss at lower rpm. Produces more power than the stage 1 set from 7000 rpm and up.	2188-2E	870303	199.95	G
KX 450F	09-15	2185-1IN and 2186-1EX when used as a set provide increased low - mid rpm torque up to 8000 rpm and improved peak torque with a slight loss at top rpm. Throttle response is also improved. FI re-mapping is not required but will improve overall performance.	2185-1IN	870300	179.95	G
KX 450F	09-15	2185-1IN and 2186-1EX when used as a set provide increased low - mid rpm torque up to 8000 rpm and improved peak torque with a slight loss at top rpm. Throttle response is also improved. FI re-mapping is not required.	2186-1E	870301	199.95	G
KLR 650	96-15	Offroad competition use only. Stage 2: Dual cam engine. Intake and exhaust cams sold separately. Great mid-range and top-end increase. Uses stock valve springs. Must modify air box.	2116-2IN	870268	199.95	G
KLR 650	96-15	Offroad competition use only. Stage 2: Dual cam engine. Intake and exhaust cams sold separately. Great mid-range and top-end increase. Uses stock valve springs. Cam does not use automatic decompression mechanism. Must modify air box.	2117-2E	870269	219.95	G
KTM						
250 SX-F	11-12	This cam provides improved partial throttle opening torque and throttle response. Stock valve springs are OK.	3225-1IN	871020	199.95	G
250 SX-F	11-12	This cam when used as a set with the #3225-1IN will provide improved low RPM torque and only a slight loss in high RPM horsepower. Stock valve springs are OK.	3226-1E	871021	235.95	G
250 SX-F	11-12	This cam provides improved top end horsepower with only a very slight loss in low RPM torque. Stock valve springs are OK.	3227-2IN	871022	199.95	G
250 SX-F	11-12	This cam when used as a set with the #3227-2IN intake cam will provide improved mid to top horsepower with only a slight loss in low RPM torque. Stock valve springs are OK.	3228-2E	871023	235.95	G
250 SX-F	13-15	Stage 1 ITR: Dual cam engine. Intake and exhaust cams sold separately. Excellent low end to midrange gains. Uses stock valve springs.	3282-1IN	871646	199.95	G
250 SX-F	13-15	Stage 1 ITR: Dual cam engine. Intake and exhaust cams sold separately. Excellent low end to midrange gains. Uses stock valve springs.	3283-1E	871647	235.95	G
350 SX-F	11-15	Stage 1 ITR: Dual cam engine. Intake and exhaust cams sold separately. Excellent low end to midrange gains. Uses stock valve springs.	3290-1IN	871648	199.95	G
350 SX-F	11-15	Stage 1 ITR: Dual cam engine. Intake and exhaust cams sold separately. Excellent low end to midrange gains. Uses stock valve springs.	3291-1E	871649	235.95	G
350 SX-F	11-15	Stage 2 ITR: Dual cam engine. Intake and exhaust cams sold separately. Excellent midrange to top end gains. Uses stock valve springs.	3292-2IN	871650	199.95	G
350 SX-F	11-15	Stage 2 ITR: Dual cam engine. Intake and exhaust cams sold separately. Excellent midrange to top end gains. Uses stock valve springs.	3293-2E	871651	235.95	G
520 EXC	00-02	Offroad competition use only. Stage 1: single-cam motor. Excellent top-end power increase. Works well with big-bore kits. Uses stock auto-decompression mechanism. Uses stock valve springs and rockers.	3015-1	870305	199.95	G
520 MXC	00-02	Stage 1: single-cam motor. Excellent top-end power increase. Works well with big-bore kits. Uses stock auto-decompression mechanism. Uses stock valve springs and rockers.	3015-1	870305	199.95	G



HOT CAMS DIRTBIKE CAMSHAFTS

MODEL NAME	YEAR	CAM SHAFT DESCRIPTION	MFG#			
KTM CONTINUED						
520 SX	00-02	Stage 1: single-cam motor. Excellent top-end power increase. Works well with big-bore kits. Uses stock auto-decompression mechanism. Uses stock valve springs and rockers.	3015-1	870305	199.95	G
525 EXC	03-07	Offroad competition use only. Stage 1: single-cam motor. Excellent top-end power increase. Works well with big-bore kits. Uses stock auto-decompression mechanism. Uses stock valve springs and rockers.	3015-1	870305	199.95	G
525 MXC	03-07	Stage 1: single-cam motor. Excellent top-end power increase. Works well with big-bore kits. Uses stock auto-decompression mechanism. Uses stock valve springs and rockers.	3015-1	870305	199.95	G
525 SMR	04-05	Offroad competition use only. Stage 1: single-cam motor. Excellent top-end power increase. Works well with big-bore kits. Uses stock auto-decompression mechanism. Uses stock valve springs and rockers.	3015-1	870305	199.95	G
525 SX	03-06	Stage 1: single-cam motor. Excellent top-end power increase. Works well with big-bore kits. Uses stock auto-decompression mechanism. Uses stock valve springs and rockers.	3015-1	870305	199.95	G
525 XC	07	Stage 1: single-cam motor. Excellent top-end power increase. Works well with big-bore kits. Uses stock auto-decompression mechanism. Uses stock valve springs and rockers.	3015-1	870305	199.95	G
SUZUKI						
DRZ 110	03-05	Stage 1: single-cam motor. Excellent midrange and top-end power increase. Uses stock valve springs and rockers.	2027-1	870270	159.95	G
RMZ 250	04-06	Stage 1: Dual cam engine. Intake and exhaust cams sold separately. Good midrange and top-end increase. Cam uses stock auto-decompression mechanism. Uses stock valve springs.	2040-1E	870278	179.95	G
RMZ 250	04-06	Stage 1: Dual cam engine. Intake and exhaust cams sold separately. Good midrange and top-end increase. Uses stock valve springs.	2041-1IN	870279	179.95	G
RMZ 250	04-06	Stage 2: Dual cam engine. Intake and exhaust cams sold separately. Excellent top-end power. Great over rev. Uses stock valve springs.	2067-2IN	870280	179.95	G
RMZ 250	04-06	Stage 2: Dual cam engine. Intake and exhaust cams sold separately. Excellent top-end power. Great over rev. Cam uses stock auto-decompression mechanism. Uses stock valve springs.	2068-2E	870281	179.95	G
RMZ 250	07-09	Stage 2: Dual cam engine. Intake and exhaust cams sold separately. Good midrange and top-end increase with good over rev. Uses stock valve springs.	2087-2IN	870306	179.95	G
RMZ 250	07-09	Stage 2: Dual cam engine. Intake and exhaust cams sold separately. Good midrange and top-end increase with good over rev. Cam uses stock auto-decompression mechanism. Uses stock valve springs.	2088-2E	870307	199.95	G
RMZ 250	10-15	The #2200-1IN and the #2201-1E are intended to be used as a set. This set will greatly improve power below 10,000RPM and provide increased torque peak also with only a slight loss in peak horsepower.	2200-1IN	870320	179.95	G
RMZ 250	10-15	The #2200-1IN and the #2201-1E are intended to be used as a set. This set will greatly improve power below 10,000RPM and provide increased torque peak also with only a slight loss in peak horsepower.	2201-1E	870321	199.95	G
RMZ 250	10-15	The #2203-2IN and #2204-2E are designed as a set for engines with modifications and a more free-flowing exhaust system. Horsepower and torque are improved over 8000 RPM and depending upon the engine spec. there may be little or no loss at low RPM.	2203-2IN	870323	179.95	G
RMZ 250	10-15	The #2204-2E exhaust cam is the stage 2 cam for either stock or lightly modified engines.	2204-2E	870324	199.95	G
DRZ 400	00-13	Offroad competition use only. This cam replaces the 2047-1IN. It has better low RPM torque, pulling power, and throttle response. For best results it should be used with the #2050-1E exhaust cam. Uses stock DRZ400 valve springs, if installed in LTZ400 you must install DRZ400 valve springs.	2249-1IN	871016	179.95	G
DRZ 400	00-13	Offroad competition use only. This cam replaces the 2048-1E. It has better low RPM torque, pulling power, and throttle response. For best results it should be used with the #2049-1IN intake cam. Uses stock DRZ400 valve springs, if installed in LTZ400 you must install DRZ400 valve springs.	2250-1E	871017	199.95	G
DRZ 400	00-13	Offroad competition use only. The #2251-2IN and #2252-2E are designed to be used as a set. These cams will provide improved full throttle torque and horsepower at all RPM 4000 and up. Uses stock DRZ400 valve springs, if installed in LTZ400 you must install DRZ400 valve springs.	2251-2IN	871018	179.95	G
DRZ 400	00-13	Offroad competition use only. The #2251-2IN and #2252-2E are designed to be used as a set. These cams will provide improved full throttle torque and horsepower at all RPM 4000 and up. Uses stock DRZ400 valve springs, if installed in LTZ400 you must install DRZ400 valve springs.	2252-2E	871005	199.95	G

- accessories
- body
- handlebar & grips
- cables & levers
- exhaust
- engine**
- fuel & intake
- electrical & ignition
- clutch
- drive
- bearings
- brakes
- steering & suspension
- tires
- tools & shop

ENGINE



HOT CAMS DIRTBIKE CAMSHAFTS

MODEL NAME	YEAR	CAM SHAFT DESCRIPTION	MFG#			
KTM CONTINUED						
DRZ 400SM	05-14	Offroad competition use only. This cam replaces the 2047-1IN. It has better low RPM torque, pulling power, and throttle response. For best results it should be used with the #2050-1E exhaust cam. Uses stock DRZ400 valve springs, if installed in LTZ400 you must install DRZ400 valve springs.	2249-1IN	871016	179.95	G
DRZ 400SM	05-14	Offroad competition use only. This cam replaces the 2048-1E. It has better low RPM torque, pulling power, and throttle response. For best results it should be used with the #2049-1IN intake cam. Uses stock DRZ400 valve springs, if installed in LTZ400 you must install DRZ400 valve springs.	2250-1E	871017	199.95	G
DRZ 400SM	05-14	Offroad competition use only. The #2251-2IN and #2252-2E are designed to be used as a set. These cams will provide improved full throttle torque and horsepower at all RPM 4000 and up. Uses stock DRZ400 valve springs, if installed in LTZ400 you must install DRZ400 valve springs.	2251-2IN	871018	179.95	G
DRZ 400SM	05-14	Offroad competition use only. The #2251-2IN and #2252-2E are designed to be used as a set. These cams will provide improved full throttle torque and horsepower at all RPM 4000 and up. Uses stock DRZ400 valve springs, if installed in LTZ400 you must install DRZ400 valve springs.	2252-2E	871005	199.95	G
RMZ 450	07	Stage 1: Dual cam engine. Intake and exhaust cams sold separately. Good mid-range gains. Uses stock valve springs.	2081-1IN	870327	179.95	G
RMZ 450	07	Stage 1: Dual cam engine. Intake and exhaust cams sold separately. Good mid-range gains. Cam uses stock auto decompression mechanism. Uses stock valve springs.	2082-1E	870328	199.95	G
RMZ 450	07	Stage 2: Dual cam engine. Intake and exhaust cams sold separately. Good top-end with over rev. Uses stock valve springs.	2083-2IN	870329	179.95	G
RMZ 450	07	Stage 2: Dual cam engine. Intake and exhaust cams sold separately. Good top-end with over rev. Cam uses stock auto decompression mechanism. Uses stock valve springs.	2084-2E	870330	199.95	G
RMZ 450	05-06	Stage 1; Dual cam engine. Intake and exhaust cams sold separately. Excellent top-end power increase. Good over rev. Uses stock valve springs.	2052-1IN	870325	179.95	G
RMZ 450	05-06	Stage 1: Dual cam engine. Intake and exhaust cams sold separately. Excellent top-end power increase. Good over rev. Cam uses stock auto-decompression mechanism. Uses stock valve springs.	2053-1E	870326	199.95	G
RMZ 450	08-14	Stage 1 ITR design intake cam. Dual cam engine. Good low end and mid-range gains. Uses stock valve springs.	2266-1IN	871644	199.95	G
RMZ 450	08-14	Stage 1 ITR exhaust cam. Dual cam engine. Good low end and midrange gains. Uses stock valve springs. Uses stock auto decompression mechanism.	2267-1E	871645	199.95	G
RMZ 450	08-14	Stage 2 ITR intake cam. Dual cam engine. Great top end gains and good over rev. Uses stock valve springs.	2268-2IN	871559	199.95	G
RMZ 450	08-14	Stage 2 ITR exhaust cam. Dual cam engine. Great top end gains and good over rev. Uses stock valve springs. Uses stock auto decompression mechanism.	2269-2E	871560	199.95	G
YAMAHA						
TTR 125	99-15	Stage 1: single-cam motor. Excellent midrange and top-end power increase. Uses stock valve springs and rockers.	4019-1	870335	169.95	G
TTR 125E	99-09	Stage 1: single-cam motor. Excellent midrange and top-end power increase. Uses stock valve springs and rockers.	4019-1	870335	169.95	G
TTR 125L	99-09	Stage 1: single-cam motor. Excellent midrange and top-end power increase. Uses stock valve springs and rockers.	4019-1	870335	169.95	G
WR 250F	01-13	Stage 1: Dual cam engine. Intake and exhaust cams sold separately. Increases bottom and midrange power for improved snap. Uses stock valve springs.	4012-1IN	870336	199.95	G
WR 250F	01-13	Stage 1: Dual cam engine. Intake and exhaust cams sold separately. Increases bottom and midrange power for improved snap. Cam includes auto-decompressor mechanism. Uses stock valve springs.	4020-1E	870337	199.95	G
WR 250F	01-13	Dual-cam motor: intake and exhaust cams sold separately. Excellent top-end power increase and good over rev. Intake cam includes adjustable cam timing sprocket. Exhaust cam includes auto-decompression mechanism. Uses stock valve springs.	4054-2IN	870338	199.95	G
WR 250F	01-13	Stage 2: Dual cam engine. Intake and exhaust cams sold separately. Excellent top-end power increase and good over rev. Cam includes auto-decompression mechanism. Uses stock valve springs.	4055-2E	870339	199.95	G
WR 250F	01-13	Stage 1 Gold Series: Dual cam engine. Intake and exhaust cams sold separately. Low to mid RPM application. Requires valve spring kit PART #VSK4001IN.	4110-1INGS	870340	229.95	G
WR 250F	01-13	Stage 1 Gold Series: Dual cam engine. Intake and exhaust cams sold separately. Low to mid RPM application. Requires valve spring kit PART #VSK4001EX. Uses stock auto decompression mechanism.	4111-1EXGS	870341	229.95	G



HOT CAMS DIRTBIKE CAMSHAFTS

MODEL NAME	YEAR	CAM SHAFT DESCRIPTION	MFG#			
YAMAHA CONTINUED						
WR 250F	01-13	Stage 2 Gold Series: Dual cam engine. Intake and exhaust cams sold separately. Mid to top RPM application. Requires valve spring kit PART #VSK4001IN.	4112-2INGS	870342	229.95	G
WR 250F	01-13	Stage 2 Gold Series: Dual cam engine. Intake and exhaust cams sold separately. Mid to top RPM application. Requires valve spring kit PART #VSK4001EX. Uses stock auto decompression mechanism.	4113-2EXGS	870343	229.95	G
WR 250F	01-13	Builder Series: Dual cam engine. Intake and exhaust cams sold separately. Lower lift and shorter duration for low RPM or high torque applications. Requires valve springs kit PART #VSK4001.	4151-INBLD	870344	229.95	G
WR 250F	01-13	Builder Series: Dual cam engine. Intake and exhaust cams sold separately. Medium lift and duration for mid RPM applications. Requires valve springs kit PART #VSK4001.	4152-INBLD	870345	295.95	G
WR 250F	01-13	Builder Series: Dual cam engine. Intake and exhaust cams sold separately. Medium lift and duration for mid RPM applications. Requires valve springs kit PART #VSK4001.	4153-INBLD	870346	229.95	G
WR 250F	01-13	Builder Series: Dual cam engine. Intake and exhaust cams sold separately. High lift and long duration for high RPM applications or oversized engines requiring increased intake capacity. Requires valve springs kit PART #VSK4001.	4154-INBLD	870347	229.95	G
WR 250F	01-13	Builder Series: Dual cam engine. Intake and exhaust cams sold separately. High lift and long duration for high RPM applications or oversized engines requiring increased exhaust capacity. Requires valve springs kit PART #VSK4001. Uses stock auto decompress	4156-EXBLD	870349	229.95	G
WR 450F	03-15	Dual-cam motor: intake and exhaust cams sold separately. Excellent mid-range and top-end increase. Exhaust cam includes auto-decompression mechanism. Uses stock valve springs.	4023-1IN	870353	199.95	G
WR 450F	03-15	Dual-cam motor: intake and exhaust cams sold separately. Excellent mid-range and top-end increase. Exhaust cam includes auto-decompression mechanism. Uses stock valve springs.	4044-1E	870354	199.95	G
YZ 250F	01-13	Stage 1: Dual cam engine. Intake and exhaust cams sold separately. Increases bottom and midrange power for improved snap. Uses stock valve springs.	4012-1IN	870336	199.95	G
YZ 250F	01-13	Stage 1: Dual cam engine. Intake and exhaust cams sold separately. Increases bottom and midrange power for improved snap. Cam includes auto-decompressor mechanism. Uses stock valve springs.	4020-1E	870337	199.95	G
YZ 250F	01-13	Dual-cam motor: intake and exhaust cams sold separately. Excellent top-end power increase and good over rev. Exhaust cam includes auto-decompression mechanism. Uses stock valve springs.	4054-2IN	870338	199.95	G
YZ 250F	01-13	Dual-cam motor: intake and exhaust cams sold separately. Excellent top-end power increase and good over rev. Exhaust cam includes auto-decompression mechanism. Uses stock valve springs.	4055-2E	870339	199.95	G
YZ 250F	01-13	Stage 1 Gold Series: Dual cam engine. Intake and exhaust cams sold separately. Low to mid RPM application. Requires valve spring kit PART #VSK4001IN.	4110-1INGS	870340	229.95	G
YZ 250F	01-13	Stage 1 Gold Series: Dual cam engine. Intake and exhaust cams sold separately. Low to mid RPM application. Requires valve spring kit PART #VSK4001EX. Uses stock auto decompression mechanism.	4111-EXGS	870341	229.95	G
YZ 250F	01-13	Stage 2 Gold Series: Dual cam engine. Intake and exhaust cams sold separately. Mid to top RPM application. Requires valve spring kit PART #VSK4001IN.	4112-2INGS	870342	229.95	G
YZ 250F	01-13	Stage 2 Gold Series: Dual cam engine. Intake and exhaust cams sold separately. Mid to top RPM application. Requires valve spring kit PART #VSK4001EX. Uses stock auto decompression mechanism.	4113-EXGS	870343	229.95	G
YZ 250F	01-13	Builder Series: Dual cam engine. Intake and exhaust cams sold separately. Lower lift and shorter duration for low RPM or high torque applications. Requires valve springs kit PART #VSK4001.	4151-INBLD	870344	229.95	G
YZ 250F	01-13	Builder Series: Dual cam engine. Intake and exhaust cams sold separately. Medium lift and duration for mid RPM applications. Requires valve springs kit PART #VSK4001.	4152-INBLD	870345	295.95	G
YZ 250F	01-13	Builder Series: Dual cam engine. Intake and exhaust cams sold separately. Medium lift and duration for mid RPM applications. Requires valve springs kit PART #VSK4001.	4153-INBLD	870346	229.95	G
YZ 250F	01-13	Builder Series: Dual cam engine. Intake and exhaust cams sold separately. High lift and long duration for high RPM applications or oversized engines requiring increased intake capacity. Requires valve springs kit PART #VSK4001.	4154-INBLD	870347	229.95	G

- accessories
- body
- handlebar & grips
- cables & levers
- exhaust
- engine**
- fuel & intake
- electrical & ignition
- clutch
- drive
- bearings
- brakes
- steering & suspension
- tires
- tools & shop



HOT CAMS DIRTBIKE CAMSHAFTS

MODEL NAME	YEAR	CAM SHAFT DESCRIPTION	MFG#			
YAMAHA CONTINUED						
YZ 250F	01-13	Builder Series: Dual cam engine. Intake and exhaust cams sold separately. High lift and long duration for high RPM applications or oversized engines requiring increased exhaust capacity. Requires valve springs kit PART #VSK4001. Uses stock auto decompres	4156-EXBLD	870349	229.95	G
YZ 250F	14-15	Stage 1 ITR: dual-cam motor: Intake and exhaust cams sold separately. Excellent bottom-end and midrange increase. Uses stock valve springs.	4270-1IN	871652	199.95	G
YZ 250F	14-15	Stage 1 ITR: dual-cam motor: Intake and exhaust cams sold separately. Excellent bottom-end and midrange increase. Includes auto-decompression mechanism. Uses stock valve springs.	4271-1E	871653	199.95	G
YZ 250F	14-15	Stage 2 ITR: dual-cam motor: Intake and exhaust cams sold separately. Excellent midrange to top end increase. Uses stock valve springs.	4272-2IN	871654	199.95	G
YZ 250F	14-15	Stage 2 ITR: dual-cam motor: Intake and exhaust cams sold separately. Excellent midrange to top end increase. Includes auto-decompression mechanism. Uses stock valve springs.	4273-2E	871655	199.95	G
YZ 250FX	15	Stage 1 ITR: dual-cam motor: Intake and exhaust cams sold separately. Excellent bottom-end and midrange increase. Uses stock valve springs.	4298-1IN	871668	199.95	G
YZ 250FX	15	Stage 1 ITR: dual-cam motor: Intake and exhaust cams sold separately. Excellent bottom-end and midrange increase. Includes auto-decompression mechanism. Uses stock valve springs.	4299-1E	871669	199.95	G
YZ 250FX	15	Stage 2 ITR: dual-cam motor: Intake and exhaust cams sold separately. Excellent midrange to top end increase. Uses stock valve springs.	4300-2IN	871670	199.95	G
YZ 250FX	15	Stage 2 ITR: dual-cam motor: Intake and exhaust cams sold separately. Excellent midrange to top end increase. Includes auto-decompression mechanism. Uses stock valve springs.	4301-2E	871671	199.95	G
YZ 400F	98-99	Dual-cam motor: intake and exhaust cams sold separately. Excellent mid-range increase, improved throttle response, and smooth power delivery. Intake sprocket factory preset at 105. Exhaust cam includes auto-decompression mechanism.	4002-1IN	870350	179.95	G
YZ 400F	98-99	Dual-cam motor: intake and exhaust cams sold separately. Excellent mid-range increase, improved throttle response, and smooth power delivery. Exhaust cam includes auto-decompression mechanism.	4035-1E	870351	199.95	G
WR 400F	98-00	Dual-cam motor: intake and exhaust cams sold separately. Excellent mid-range increase, improved throttle response, and smooth power delivery. Intake sprocket factory preset at 105. Exhaust cam includes auto-decompression mechanism.	4002-1IN	870350	179.95	G
WR 400F	98-00	Dual-cam motor: intake and exhaust cams sold separately. Excellent mid-range increase, improved throttle response, and smooth power delivery. Exhaust cam includes auto-decompression mechanism.	4035-1E	870351	199.95	G
YZ 426F	00-02	Dual-cam motor: intake and exhaust cams sold separately. Excellent mid-range increase, improved throttle response, and smooth power delivery. Exhaust cam includes auto-decompression mechanism.	4002-1IN	870350	179.95	G
YZ 426F	00-02	Dual-cam motor: intake and exhaust cams sold separately. Excellent mid-range increase, improved throttle response, and smooth power delivery. Exhaust cam includes auto-decompression mechanism.	4035-1E	870351	199.95	G
WR 426F	01-02	Dual-cam motor: intake and exhaust cams sold separately. Excellent mid-range increase, improved throttle response, and smooth power delivery. Exhaust cam includes auto-decompression mechanism.	4002-1IN	870350	179.95	G
WR 426F	01-02	Dual-cam motor: intake and exhaust cams sold separately. Excellent mid-range increase, improved throttle response, and smooth power delivery. Exhaust cam includes auto-decompression mechanism.	4035-1E	870351	199.95	G
YZ 450F	03-09	Dual-cam motor: intake and exhaust cams sold separately. Excellent mid-range and top-end increase. Exhaust cam includes auto-decompression mechanism. Uses stock valve springs.	4022-1E	870356	199.95	G
YZ 450F	03-09	Stage 1: Dual cam engine. Intake and exhaust cams sold separately. Excellent midrange and top-end increase. Uses stock valve springs.	4023-1IN	870353	199.95	G
YZ 450F	03-09	Stage 2 intake: Dual cam motor. Added top end over stage 1. Uses stock valve springs.	4089-2IN	870357	199.95	G
YZ 450F	03-09	Stage 2 exhaust: Dual cam motor. Added top end over stage 1. Uses stock valve springs. Include auto decompression mechanism.	4090-2E	870358	199.95	G
YZ 450F	10-13	THIS IS THE CAM SET THAT WILL SUIT MOST RIDERS IN MOST RIDING SITUATIONS. 4163-1IN and 4164-1EX when used as a set provide increased low - mid rpm torque up to 9000 rpm and improved peak torque with no loss at high rpm. Throttle response is also improved.	4163-1IN	870359	199.95	G
YZ 450F	10-13	THIS IS THE CAM SET THAT WILL SUIT MOST RIDERS IN MOST RIDING SITUATIONS. 4163-1IN and 4164-1EX when used as a set provide increased low - mid rpm torque up to 9000 rpm and improved peak torque with a no loss at high rpm. Throttle response is also improved	4164-1EX	870360	199.95	G



HOT CAMS DIRTBIKE CAMSHAFTS

MODEL NAME	YEAR	CAM SHAFT DESCRIPTION	MFG#			
YAMAHA CONTINUED						
YZ 450F	10-13	4165-2IN and 4166-2E when used as a set provide increased mid-top torque and horsepower. Produces more power than the OE cams from 6000 rpm and up with a slight loss at lower rpm. Produces more power than the stage 1 set from 8000 rpm and up.	4165-2IN	870361	199.95	G
YZ 450F	10-13	4165-2IN and 4166-2E when used as a set provide increased mid-top torque and horsepower. Produces more power than the OE cams from 6000 rpm and up with a slight loss at lower rpm. Produces more power than the stage 1 set from 8000 rpm and up.	4166-2EX	870362	199.95	G
YZ 450F	10-13	The 4167-INBLD intake cam provides the lowest RPM torque. When used with the #4170-EXBLD, the set makes a great torque set up good for Super-cross and other riding situations which require good throttle response and increased partial throttle torque.	4167-INBLD	870363	295.95	G
YZ 450F	10-13	This cam provides slightly more intake flow than the Stage 2 #4165-2IN. Uses stock valve springs.	4168-INBLD	870364	295.95	G
YZ 450F	10-13	The 4169-INBLD provides the highest RPM air flow. When used as a set with the #4171-EXBLD exhaust cam modified engines will produce good high RPM horsepower. Uses stock valve springs.	4169-INBLD	870365	295.95	G
YZ 450F	10-13	The 4170-EXBLD exhaust cam provides the lowest RPM torque. When used with the #4167-INBLD, the set makes a great torque set up good for Super-cross and other riding situations which require good throttle response and increased partial throttle torque.	4170-EXBLD	870366	295.95	G
YZ 450F	14-15	Stage 1 ITR: Dual cam engine. Intake and exhaust cams sold separately. Excellent low to midrange increase. Uses stock valve springs.	4278-1IN	871656	199.95	G
YZ 450F	14-15	Stage 1 ITR: Dual cam engine. Intake and exhaust cams sold separately. Excellent low to midrange increase. Uses stock valve springs.	4279-1E	871657	199.95	G
YZ 450F	14-15	Stage 2 ITR: Dual cam engine. Intake and exhaust cams sold separately. Excellent midrange to top end increase. Uses stock valve springs.	4280-2IN	871658	199.95	G
YZ 450F	14-15	Stage 2 ITR: Dual cam engine. Intake and exhaust cams sold separately. Excellent midrange to top end increase. Uses stock valve springs.	4281-2E	871659	219.95	G



HOT CAMS DIRTBIKE CAM INSTALLATION KITS

DESCRIPTION	MFG#	INSTALLATION KITS		
Installation Kit	CIK-001	870818	199.95	G
Installation Kit	CIK-001-M	870819	199.95	G
Installation Kit	HC-PSK-001	871698	39.95	G

- accessories
- body
- handlebar & grips
- cables & levers
- exhaust
- engine**
- fuel & intake
- electrical & ignition
- clutch
- drive
- bearings
- brakes
- steering & suspension
- tires
- tools & shop



HOT CAMS DIRTBIKE CAM CHAINS



- Made from premium materials to reduce friction and increase service life
- Maximum strength and durability
- Meets or exceeds OEM specifications and tolerance

- accessories
- body
- handlebar & grips
- cables & levers
- exhaust
- engine
- fuel & intake
- electrical & ignition
- clutch
- drive
- bearings
- brakes
- steering & suspension
- tires
- tools & shop

MODEL	YEAR	MFG #	CAM CHAIN		
HONDA					
CRF 50F	04-09, 11-12	HCDID25082	871637	12.95	G
XR 50R	00-03	HCDID25082	871637	12.95	G
Z 50A	69-78	HCDID25082	871637	12.95	G
Z 50R	79-89, 91-99	HCDID25082	871637	12.95	G
ZB 50	88	HCDID25082	871637	12.95	G
CRF 70F	04-09, 11-12	HCDID25082	871637	12.95	G
SL 70	71-73	HCDID25082	871637	12.95	G
XR 70R	97-03	HCDID25082	871637	12.95	G
CRF 80F	04-09, 11-13	HCDID25H088	871695	29.95	G
XL 80S	80-85	HCDID25H088	871695	29.95	G
XR 80	79-84	HCDID25H088	871695	29.95	G
XR 80R	85-88, 90-91, 93-03	HCDID25H088	871695	29.95	G
CB 100	70-72	HCDID25H100	871697	39.95	G
CB 125S	73-75	HCDID25H100	871697	39.95	G
CL100	70-72	HCDID25H100	871697	39.95	G
CL100S	71-74	HCDID25H100	871697	39.95	G
NSF 100	06	HCDID25H090	871696	29.95	G
SL 100	70-73	HCDID25H100	871697	39.95	G
CRF 100F	04-09, 12-13	HCDID25H090	871696	29.95	G
XL 100	74-75	HCDID25H100	871697	39.95	G
XL 100S	79-85	HCDID25H090	871696	29.95	G
XR 100	81-84	HCDID25H090	871696	29.95	G
XR 100R	85-03	HCDID25H090	871696	29.95	G
CL125S	73-74	HCDID25H100	871697	39.95	G
SL 125	71-73	HCDID25H100	871697	39.95	G
TL 125	73-75	HCDID25H100	871697	39.95	G
XL 125	74-75	HCDID25H100	871697	39.95	G
CRF 150R	07-09	HC92RH2015096	871685	36.95	G
CRF 150RB	07-09	HC92RH2015096	871685	36.95	G
XL 185S	79-83	HCDID25H100	871697	39.95	G
XR 185	79	HCDID25H100	871697	39.95	G
TLR 200	86-87	HCDID25H100	871697	39.95	G
TR 200	86-87	HCDID25H100	871697	39.95	G
XL 200R	83-84	HCDID25H100	871697	39.95	G
XR 200	80-84	HCDID25H100	871697	39.95	G
XR 200R	81-83, 86-88, 90-91, 93-02	HCDID25H100	871697	39.95	G
CRF 230F	03-09, 12-15	HC92RH2005104	871629	29.95	G
CRF 250R	04-09	HC92RH2015104	871072	59.95	G
CRF 250R	10-15	HC92RH2015106	871073	59.95	G
CRF 250X	04-13	HC92RH2015104	871072	59.95	G

MODEL	YEAR	MFG #	CAM CHAIN		
HONDA CONTINUED					
XR 400R	96-04	HC82RH2010112	871677	89.95	G
CRF 450R	02-08	HC92RH2015112	871074	59.95	G
CRF 450R	09-15	HC96RH2015108	871076	59.95	G
CRF 450X	05-15	HC92RH2015112	871074	59.95	G
XL 600	89-90	HC82RH2010118	871617	89.95	G
XR 600R	88-00	HC82RH2010118	871617	89.95	G
NX 650	88-89	HC82RH2010118	871617	89.95	G
XR 650L	93-14	HC82RH2010118	871617	89.95	G
KAWASAKI					
KLX 110	02-09	HC92RH2010094	871630	27.95	G
KLX 140	08-15	HC92RH2010094	871630	27.95	G
KLX 140L	08-15	HC92RH2010094	871630	27.95	G
KX 250F	04-15	HC92RH2010114	871071	59.95	G
KLX 400	03-04	HC82RH2010128	871070	59.95	G
KLX 450R	08-09	HC98XRH2010124	871079	59.95	G
KX 450F	06-08	HC98XRH2010124	871079	59.95	G
KX 450F	09-15	HC98XRH2010122	871078	59.95	G
KLR 650	96-15	HC92RH2015174	871689	99.95	G
KTM					
250 SX-F	05-08	HC82RH2015108	871678	59.95	G
250 SX-F	09-12	HC92RH2015108	871618	54.95	G
250 SX-F	13-14	HC98XRH2015112	871619	99.95	G
250 XC-F	07-08	HC82RH2015108	871678	59.95	G
250 XC-F	09-12	HC92RH2015108	871618	54.95	G
250 XC-F	13-14	HC98XRH2015112	871619	99.95	G
250 XCF-W	14	HC98XRH2015112	871619	99.95	G
250 XCF-W	06-07	HC82RH2015108	871678	59.95	G
250 XCF-W	09-13	HC92RH2015108	871618	54.95	G
350 EXC-F	12-14	HC98XRH2015112	871619	99.95	G
350 SX-F	11-14	HC98XRH2015112	871619	99.95	G
350 XC-F	11-14	HC98XRH2015112	871619	99.95	G
350 XCF-W	12-14	HC98XRH2015112	871619	99.95	G
400 EXC	00-06	HCDID050096	871693	59.95	G
400 MXC	01-02	HCDID050096	871693	59.95	G
400 SX	00-02	HCDID050096	871693	59.95	G
400 XC-W	07	HCDID050096	871693	59.95	G
400 XC-W	09-10	HC92RH2015110	871686	49.95	G
450 EXC	03-07	HCDID050096	871693	59.95	G
450 EXC	08-11	HC92RH2015110	871686	49.95	G
450 MXC	03-05	HCDID050096	871693	59.95	G
450 SMR	05-07	HCDID050092	871692	69.95	G
450 SMR	08-09	HC98XRH2015080	871690	49.95	G
450 SX	03-06	HCDID050092	871692	69.95	G
450 SX-F	07-12	HC98XRH2015080	871690	49.95	G
450 SX-F	13-15	HC92RH2015110	871686	49.95	G
450 XC-F	08-09	HC98XRH2015080	871690	49.95	G
450 XC-F	13-14	HC92RH2015110	871686	49.95	G
450 XC-W	09-15	HC92RH2015110	871686	49.95	G
505 SX-F	07-08	HC98XRH2015080	871690	49.95	G
505 XC-F	08-09	HC98XRH2015080	871690	49.95	G



HOT CAMS DIRTBIKE CAM CHAINS

MODEL	YEAR	MFG #	CAM CHAIN	
KTM CONTINUED				
520 EXC	00-02	HCDID050096	871693	59.95 G
520 MXC	01-02	HCDID050096	871693	59.95 G
520 SX	00-02	HCDID050096	871693	59.95 G
525 EXC	03-07	HCDID050096	871693	59.95 G
525 SX	06	HCDID050096	871693	59.95 G
525 XC ATV	08-09	HCDID050096	871693	59.95 G
525 XC-W	07	HCDID050096	871693	59.95 G
SUZUKI				
DR100	83-90	HCDID25SH098	871639	39.95 G
SP 100	83	HCDID25SH098	871639	39.95 G
DR125	82-84, 86-88	HCDID25SH098	871639	39.95 G
DR125SE	94-96	HCDID25SH098	871639	39.95 G
DRZ 125	03-09, 12, 14-15	HCDID25SH098	871639	39.95 G
GN125E	91-97	HCDID25SH098	871639	39.95 G
SP 125	82-88	HCDID25SH098	871639	39.95 G
RMZ 250	04-14	HC92RH2010114	871071	59.95 G
DRZ 400	00-13	HC82RH2010128	871070	59.95 G
DRZ 400SM	05-09	HC82RH2010128	871070	59.95 G
RMX 450Z	10-11	HC82RH2010124	871069	59.95 G
RMZ 450	05-14	HC82RH2010124	871069	59.95 G

MODEL	YEAR	MFG #	CAM CHAIN	
YAMAHA				
BW 200	85-88	HCDID25SH104	871640	39.95 G
SEROW XT 225	92-00	HCDID25SH104	871640	39.95 G
TT 225	86-87	HCDID25SH104	871640	39.95 G
TT-R225	99-04	HCDID25SH104	871640	39.95 G
TT-R230	05-15	HCDID25SH104	871640	39.95 G
WR 250F	01-13	HC92RH2010114	871071	59.95 G
WR 250R	08-13	HC98XRH2010118	871077	59.95 G
WR 250X	08-11	HC98XRH2010118	871077	59.95 G
YZ 250F	01-13	HC92RH2010114	871071	59.95 G
YZ 250F	14-15	HC98XRH2010114	871620	39.95 G
BW 350	87-88	HCDID219092	871636	49.95 G
WR 400F	98-00	HC92RH2010120	871622	39.95 G
YZ 400F	98-99	HC92RH2010120	871622	39.95 G
WR 426F	01-02	HC92RH2010120	871622	39.95 G
YZ 426F	00-02	HC92RH2010120	871622	39.95 G
WR 450F	03-14	HC98XRH2010118	871077	59.95 G
YZ 450F	03-09	HC98XRH2010118	871077	59.95 G
YZ 450F	10-15	HC98XRH2010122	871078	59.95 G
TT 600	83-86	HC82RH2015126	871621	49.95 G
XT 600	84-95	HC82RH2015126	871621	49.95 G



HOT CAMS DIRTBIKE VALVE SPRING KITS

- Created from premium, Japanese spring steel, these springs will allow the trouble-free use of more demanding, higher performance cams
- Includes valve springs, base washers, and retainers



MAKE	MODEL	YEARS	DESCRIPTION	MFG #	VALVE SPRING KIT	
HONDA	CRF 450R	09-14	EXHAUST SPRINGS MAX LIFT AT OE INSTALLED HEIGHT 0.478" INTAKE SPRINGS MAX LIFT AT OE INSTALLED HEIGHT 0.529". SPRINGS FIT CAM 870243,870244,870245,870246,870247,870248,870256,870254,870256,870257,870258	VSK1009	870249	169.95 G
SUZUKI	RMZ 250	07-14	EXHAUST SPRING MAX LIFT AT OE INSTALLED HEIGHT 0.474" INTAKE SPRING MAX LIFT AT OE INSTALLED HEIGHT 0.454".	VSK2002	870319	169.95 G
KAWASAKI	KX 250F	04-14	EXHAUST SPRING MAX LIFT AT OE INSTALLED HEIGHT 0.445" INTAKE SPRING MAX LIFT AT OE INSTALLED HEIGHT 0.504".	VSK2006	870282	169.95 G
YAMAHA	YZ 250F	01-13	SPRING KIT: MUST BE USED WITH CAMSHAFTS REQUIRING SPRINGS.	VSK4001	870355	199.95 G
YAMAHA	YZ 450F	03-09	EXHAUST AND INTAKE SPRING MAX LIFT AT OE INSTALLED HEIGHT 0.513".	VSK4003	871699	199.95 G
YAMAHA	WR 450F	03-06	EXHAUST AND INTAKE SPRING MAX LIFT AT OE INSTALLED HEIGHT 0.513".	VSK4003	871699	199.95 G

- accessories
- body
- handlebar & grips
- cables & levers
- exhaust
- engine**
- fuel & intake
- electrical & ignition
- clutch
- drive
- bearings
- brakes
- steering & suspension
- tires
- tools & shop

ENGINE

HOT CAMS

COMPLETE SHIM KITS AND REFILL PACKS



Made from 4140 cold rolled steel, Hot Cams shim kits and refill packs make the perfect addition to any toolbox for keeping any valvetrain in perfect working order.

Complete kits are available in 7.48mm and 9.48mm for modern Japanese 250 and 450Fs, KTMs using 8.90 and 10.0mm shims as well many popular Japanese street bikes.

Should you start running low, Hot Cams also offers all of their shims in a variety of convenient refill packs.

DESCRIPTION	MFG#	SHIM KIT		
8.90mm Complete shim kit. 1.72mm-2.60mm in 0.04mm increments with 3 shims in each size.	HCSHIM00	870965	59.95	G
7.48mm Complete shim kit 1.20-3.50mm in .05mm increments with 3 shims in each size	HCSHIM01	870966	89.95	G
9.48mm Complete shim kit 1.20-3.50mm in .05mm increments with 3 shims in each size	HCSHIM02	870967	89.95	G
10.00mm Complete shim kit. 1.85-3.25mm in 0.05mm increments with 3 shims in each size.	HCSHIM31	871081	75.95	G
13.00mm Complete shim kit. 1.85-3.20mm in 0.05mm increments with 3 shims in each size.	HCSHIM32	871082	75.95	G

VALVE SHIM REFILL PACKS - 5 SHIMS IN EACH SIZE

	MFG. PART #	OUR PART #		MFG. PART #	OUR PART #
7.48mm Shim Refill Package			9.48mm Shim Refill Package		
1.20 - 1.45mm Refill Shim Package	HCSHIM03	870968 40.95 G	1.20 - 1.45mm Refill Shim Package	HCSHIM07	870972 40.95 G
1.50 - 1.75mm Refill Shim Package	HCSHIM04	-----	1.50 - 1.75mm Refill Shim Package	HCSHIM08	870973 40.95 G
1.80 - 2.05mm Refill Shim Package	HCSHIM05	870970 40.95 G	1.80 - 2.05mm Refill Shim Package	HCSHIM09	870974 40.95 G
2.10 - 2.35mm Refill Shim Package	HCSHIM06	870971 40.95 G	2.10 - 2.35mm Refill Shim Package	HCSHIM10	870975 40.95 G
2.40 - 2.65mm Refill Shim Package	HCSHIM15	870980 40.95 G	2.40 - 2.65mm Refill Shim Package	HCSHIM11	870976 40.95 G
2.70 - 2.95mm Refill Shim Package	HCSHIM16	870981 40.95 G	2.70 - 2.95mm Refill Shim Package	HCSHIM12	-----
3.00 - 3.25mm Refill Shim Package	HCSHIM17	870982 40.95 G	3.00 - 3.25mm Refill Shim Package	HCSHIM13	870978 40.95 G
3.30 - 3.50mm Refill Shim Package	HCSHIM18	870983 40.95 G	3.30 - 3.50mm Refill Shim Package	HCSHIM14	870979 40.95 G
8.90mm Shim Refill Package			10.00mm Shim Refill Package		
1.72 - 1.92mm Refill Shim Package	HCSHIM19	870984 49.95 G	2.05 - 2.20mm Refill Shim Package	HCSHIM25	870990 24.95 G
1.96 - 2.16mm Refill Shim Package	HCSHIM20	870985 49.95 G	2.25 - 2.40mm Refill Shim Package	HCSHIM26	870991 24.95 G
2.20 - 2.40mm Refill Shim Package	HCSHIM21	870986 49.95 G	2.45 - 2.60mm Refill Shim Package	HCSHIM27	-----
2.44 - 2.60mm Refill Shim Package	HCSHIM22	870987 45.95 G	2.65 - 2.80mm Refill Shim Package	HCSHIM28	-----
			2.85 - 3.00mm Refill Shim Package	HCSHIM29	-----
			3.05 - 3.20mm Refill Shim Package	HCSHIM30	-----

VALVE SHIM REFILL PACKS - 5 PIECE PACKAGE

	MFG. PART #	OUR PART #		MFG. PART #	OUR PART #
7.48mm 5 Piece Shim Refill			7.48mm 5 Piece Shim Refill cont'd.		
1.20mm 5 Piece Shim Package	5PK748120	870848 5.95 G	2.05mm 5 Piece Shim Package	5PK748205	870865 5.95 G
1.25mm 5 Piece Shim Package	5PK748125	870849 5.95 G	2.10mm 5 Piece Shim Package	5PK748210	870866 5.95 G
1.30mm 5 Piece Shim Package	5PK748130	870850 5.95 G	2.15mm 5 Piece Shim Package	5PK748215	870867 5.95 G
1.35mm 5 Piece Shim Package	5PK748135	870851 5.95 G	2.20mm 5 Piece Shim Package	5PK748220	870868 5.95 G
1.40mm 5 Piece Shim Package	5PK748140	870852 5.95 G	2.25mm 5 Piece Shim Package	5PK748225	870869 5.95 G
1.45mm 5 Piece Shim Package	5PK748145	870853 5.95 G	2.30mm 5 Piece Shim Package	5PK748230	870870 5.95 G
1.50mm 5 Piece Shim Package	5PK748150	870854 5.95 G	2.35mm 5 Piece Shim Package	5PK748235	870871 5.95 G
1.55mm 5 Piece Shim Package	5PK748155	870855 5.95 G	2.40mm 5 Piece Shim Package	5PK748240	870872 5.95 G
1.60mm 5 Piece Shim Package	5PK748160	870856 5.95 G	2.45mm 5 Piece Shim Package	5PK748245	870873 5.95 G
1.65mm 5 Piece Shim Package	5PK748165	870857 5.95 G	2.50mm 5 Piece Shim Package	5PK748250	870874 5.95 G
1.70mm 5 Piece Shim Package	5PK748170	870858 5.95 G	2.55mm 5 Piece Shim Package	5PK748255	870875 5.95 G
1.75mm 5 Piece Shim Package	5PK748175	870859 5.95 G	2.60mm 5 Piece Shim Package	5PK748260	870876 5.95 G
1.80mm 5 Piece Shim Package	5PK748180	870860 5.95 G	2.65mm 5 Piece Shim Package	5PK748265	870877 5.95 G
1.85mm 5 Piece Shim Package	5PK748185	870861 5.95 G	2.70mm 5 Piece Shim Package	5PK748270	870878 5.95 G
1.90mm 5 Piece Shim Package	5PK748190	870862 5.95 G	2.75mm 5 Piece Shim Package	5PK748275	870879 5.95 G
1.95mm 5 Piece Shim Package	5PK748195	870863 5.95 G	2.80mm 5 Piece Shim Package	5PK748280	870880 5.95 G
2.00mm 5 Piece Shim Package	5PK748200	870864 5.95 G	2.85mm 5 Piece Shim Package	5PK748285	870881 5.95 G



HOT CAMS SHIM KITS



VALVE SHIM REFILL PACKS - 5 PIECE PACKAGE

MFG. PART #	OUR PART #		MFG. PART #	OUR PART #	
7.48mm 5 Piece Shim Ref II cont'd.			9.48mm 5 Piece Shim Ref II cont'd.		
2.90mm 5 Piece Shim Package	5PK748290	870882 5.95 G	2.20mm 5 Piece Shim Package	5PK948220	870938 5.95 G
2.95mm 5 Piece Shim Package	5PK748295	870883 5.95 G	2.25mm 5 Piece Shim Package	5PK948225	870939 5.95 G
3.00mm 5 Piece Shim Package	5PK748300	870884 5.95 G	2.30mm 5 Piece Shim Package	5PK948230	870940 5.95 G
3.05mm 5 Piece Shim Package	5PK748305	870885 5.95 G	2.35mm 5 Piece Shim Package	5PK948235	870941 5.95 G
3.10mm 5 Piece Shim Package	5PK748310	870886 5.95 G	2.40mm 5 Piece Shim Package	5PK948240	870942 5.95 G
3.15mm 5 Piece Shim Package	5PK748315	870887 5.95 G	2.45mm 5 Piece Shim Package	5PK948245	870943 5.95 G
3.20mm 5 Piece Shim Package	5PK748320	870888 5.95 G	2.50mm 5 Piece Shim Package	5PK948250	870944 5.95 G
3.25mm 5 Piece Shim Package	5PK748325	870889 5.95 G	2.55mm 5 Piece Shim Package	5PK948255	870945 5.95 G
3.30mm 5 Piece Shim Package	5PK748330	870890 5.95 G	2.60mm 5 Piece Shim Package	5PK948260	870946 5.95 G
3.35mm 5 Piece Shim Package	5PK748335	870891 5.95 G	2.65mm 5 Piece Shim Package	5PK948265	870947 5.95 G
3.40mm 5 Piece Shim Package	5PK748340	870892 5.95 G	2.70mm 5 Piece Shim Package	5PK948270	870948 5.95 G
3.45mm 5 Piece Shim Package	5PK748345	870893 5.95 G	2.75mm 5 Piece Shim Package	5PK948275	870949 5.95 G
3.50mm 5 Piece Shim Package	5PK748350	870894 5.95 G	2.80mm 5 Piece Shim Package	5PK948280	870950 5.95 G
8.90mm 5 Piece Shim Ref II			2.85mm 5 Piece Shim Package	5PK948285	870951 5.95 G
1.72mm 5 Piece Shim Package	5PK890172	870895 5.95 G	2.90mm 5 Piece Shim Package	5PK948290	870952 5.95 G
1.76mm 5 Piece Shim Package	5PK890176	870896 5.95 G	2.95mm 5 Piece Shim Package	5PK948295	870953 5.95 G
1.80mm 5 Piece Shim Package	5PK890180	870897 5.95 G	3.00mm 5 Piece Shim Package	5PK948300	870954 5.95 G
1.84mm 5 Piece Shim Package	5PK890184	870898 5.95 G	3.05mm 5 Piece Shim Package	5PK948305	870955 5.95 G
1.88mm 5 Piece Shim Package	5PK890188	870899 5.95 G	3.10mm 5 Piece Shim Package	5PK948310	870956 5.95 G
1.92mm 5 Piece Shim Package	5PK890192	870900 5.95 G	3.15mm 5 Piece Shim Package	5PK948315	870957 5.95 G
1.96mm 5 Piece Shim Package	5PK890196	870901 5.95 G	3.20mm 5 Piece Shim Package	5PK948320	870958 5.95 G
2.00mm 5 Piece Shim Package	5PK890200	870902 5.95 G	3.25mm 5 Piece Shim Package	5PK948325	870959 5.95 G
2.04mm 5 Piece Shim Package	5PK890204	870903 5.95 G	3.30mm 5 Piece Shim Package	5PK948330	870960 5.95 G
2.08mm 5 Piece Shim Package	5PK890208	870904 5.95 G	3.35mm 5 Piece Shim Package	5PK948335	870961 5.95 G
2.12mm 5 Piece Shim Package	5PK890212	870905 5.95 G	3.40mm 5 Piece Shim Package	5PK948340	870962 5.95 G
2.16mm 5 Piece Shim Package	5PK890216	870906 5.95 G	3.45mm 5 Piece Shim Package	5PK948345	870963 5.95 G
2.20mm 5 Piece Shim Package	5PK890220	870907 5.95 G	3.50mm 5 Piece Shim Package	5PK948350	870964 5.95 G
2.24mm 5 Piece Shim Package	5PK890224	870908 5.95 G	10.00mm 5 Piece Shim Ref II		
2.28mm 5 Piece Shim Package	5PK890228	870909 5.95 G	1.85mm 5 piece shim Package	5PK1000185	870820 5.95 G
2.32mm 5 Piece Shim Package	5PK890232	870910 5.95 G	1.90mm 5 piece shim Package	5PK1000190	870821 5.95 G
2.36mm 5 Piece Shim Package	5PK890236	870911 5.95 G	1.95mm 5 piece shim Package	5PK1000195	870822 5.95 G
2.40mm 5 Piece Shim Package	5PK890240	870912 5.95 G	2.00mm 5 piece shim Package	5PK1000200	870823 5.95 G
2.44mm 5 Piece Shim Package	5PK890244	870913 5.95 G	2.05mm 5 piece shim Package	5PK1000205	870824 5.95 G
2.48mm 5 Piece Shim Package	5PK890248	870914 5.95 G	2.10mm 5 piece shim Package	5PK1000210	870825 5.95 G
2.52mm 5 Piece Shim Package	5PK890252	870915 5.95 G	2.15mm 5 piece shim Package	5PK1000215	870826 5.95 G
2.56mm 5 Piece Shim Package	5PK890256	870916 5.95 G	2.20mm 5 piece shim Package	5PK1000220	870827 5.95 G
2.60mm 5 Piece Shim Package	5PK890260	870917 5.95 G	2.25mm 5 piece shim Package	5PK1000225	870828 5.95 G
9.48mm 5 Piece Shim Ref II			2.30mm 5 piece shim Package	5PK1000230	870829 5.95 G
1.20mm 5 Piece Shim Package	5PK948120	870918 5.95 G	2.35mm 5 piece shim Package	5PK1000235	870830 5.95 G
1.25mm 5 Piece Shim Package	5PK948125	870919 5.95 G	2.40mm 5 piece shim Package	5PK1000240	870831 5.95 G
1.30mm 5 Piece Shim Package	5PK948130	870920 5.95 G	2.45mm 5 piece shim Package	5PK1000245	870832 5.95 G
1.35mm 5 Piece Shim Package	5PK948135	870921 5.95 G	2.50mm 5 piece shim Package	5PK1000250	870833 5.95 G
1.40mm 5 Piece Shim Package	5PK948140	870922 5.95 G	2.55mm 5 piece shim Package	5PK1000255	870834 5.95 G
1.45mm 5 Piece Shim Package	5PK948145	870923 5.95 G	2.60mm 5 piece shim Package	5PK1000260	870835 5.95 G
1.50mm 5 Piece Shim Package	5PK948150	870924 5.95 G	2.65mm 5 piece shim Package	5PK1000265	870836 5.95 G
1.55mm 5 Piece Shim Package	5PK948155	870925 5.95 G	2.70mm 5 piece shim Package	5PK1000270	870837 5.95 G
1.60mm 5 Piece Shim Package	5PK948160	870926 5.95 G	2.75mm 5 piece shim Package	5PK1000275	870838 5.95 G
1.65mm 5 Piece Shim Package	5PK948165	870927 5.95 G	2.80mm 5 piece shim Package	5PK1000280	870839 5.95 G
1.70mm 5 Piece Shim Package	5PK948170	870928 5.95 G	2.85mm 5 piece shim Package	5PK1000285	870840 5.95 G
1.75mm 5 Piece Shim Package	5PK948175	870929 5.95 G	2.90mm 5 piece shim Package	5PK1000290	870841 5.95 G
1.80mm 5 Piece Shim Package	5PK948180	870930 5.95 G	2.95mm 5 piece shim Package	5PK1000295	870842 5.95 G
1.85mm 5 Piece Shim Package	5PK948185	870931 5.95 G	3.00mm 5 piece shim Package	5PK1000300	870843 5.95 G
1.90mm 5 Piece Shim Package	5PK948190	870932 5.95 G	3.05mm 5 piece shim Package	5PK1000305	870844 5.95 G
1.95mm 5 Piece Shim Package	5PK948195	870933 5.95 G	3.10mm 5 piece shim Package	5PK1000310	870845 5.95 G
2.00mm 5 Piece Shim Package	5PK948200	870934 5.95 G	3.15mm 5 piece shim Package	5PK1000315	870846 5.95 G
2.05mm 5 Piece Shim Package	5PK948205	870935 5.95 G	3.20mm 5 piece shim Package	5PK1000320	870847 5.95 G
2.10mm 5 Piece Shim Package	5PK948210	870936 5.95 G			
2.15mm 5 Piece Shim Package	5PK948215	870937 5.95 G			


- accessories
- body
- handlebar & grips
- cables & levers
- exhaust
- engine
- fuel & intake
- electrical & ignition
- clutch
- drive
- bearings
- brakes
- steering & suspension
- tires
- tools & shop

PSYCHIC DIRT BIKE ENGINE VALVES

OEM RACING VALVES

Psychic® Valves Feature:

- Stainless steel, forged one piece construction
- Extremely light and fast flowing
- Chromed stems and stellite tips
- Special thick margins and modified radius
- Fully swirl polished
- Black nitride coating allows a higher resistance to wear along with reducing friction for quicker and higher revs
- Sold by Piece



Springs Feature:

- Developed from an ultra high strength alloy
- Heat treated to increase the durability
- Machined to precise specifications



PSYCHIC
MX COMPONENTS

MODEL	YEARS	DESCRIPTION	PART #		
BETA					
RR 400 ENDURO	05-09	EXHAUST VALVE	120847	29.95	L
RR 450 ENDURO	05-09				
RR 525 ENDURO	05-09				
		INTAKE VALVE	120848	30.95	L
GAS GAS					
EC250-F	10-15	EXHAUST VALVE	120587	24.95	L
EC300-F	13-15	EXHAUST SPRING	120576	5.95	L
EC250-F	10-15	CENTER INTAKE VALVE	120588	22.95	L
EC300-F	13-15				
	01-09	INTAKE VALVE	120591	20.95	L
		INTAKE SPRING	120577	5.95	L
EC450-F	13-15	EXHAUST VALVE	679135	30.95	L
		EXHAUST /INTAKE SPRING	120852	5.95	L
EC450-F	13-15	CENTER INTAKE VALVE	120590	20.95	L
		INTAKE VALVE	679137	29.95	L
		EXHAUST /INTAKE SPRING	120852	5.95	L
HONDA					
CRF150F	03-05	EXHAUST VALVE	120840	27.95	L
		EXHAUST SPRING	120855	21.95	L
CRF150F	03-05	INTAKE VALVE	120841	28.95	L
		INTAKE SPRING	120855	21.95	L
CRF150F	06-16	EXHAUST VALVE	120842	27.95	L
		EXHAUST SPRING	120856	7.95	L
CRF150F	06-16	INTAKE VALVE	120843	28.95	L
		INTAKE SPRING	120856	7.95	L
CRF150R/RB	07-15	EXHAUST VALVE	120844	29.95	L
		EXHAUST SPRING	120858	7.95	L
CRF150R/RB	07-15	INTAKE VALVE	120845	29.95	L
		INTAKE SPRING	120857	6.95	L
CRF230F	03-16	EXHAUST VALVE	120840	27.95	L
		EXHAUST SPRING	120855	21.95	L
CRF230F	03-16	INTAKE VALVE	120841	28.95	L
		INTAKE SPRING	120855	21.95	L
CRF230L	08-09	EXHAUST VALVE	120840	27.95	L
		EXHAUST SPRING	120855	21.95	L
CRF230L	08-09	INTAKE VALVE	120841	28.95	L
		INTAKE SPRING	120855	21.95	L
CRF250R	04-07	EXHAUST VALVE	120580	24.95	L
CRF250X	04-09	EXHAUST SPRING	120567	5.95	L

PSYCHIC OEM RACING VALVES CONTINUED

MODEL	YEARS	DESCRIPTION	PART #		
HONDA CONTINUED					
CRF250R	08-09	EXHAUST VALVE	125100	23.95	L
		EXHAUST SPRING	120560	5.95	L
CRF250R CRF250X	04-09	INTAKE VALVE	120594	20.95	L
	04-09	INTAKE SPRING	120561	6.95	L
CRF250R	10-15	EXHAUST VALVE	120603	21.95	L
		EXHAUST SPRING	125080	5.95	L
CRF250R	10-15	INTAKE VALVE	125081	21.95	L
		INTAKE SPRING	120563	5.95	L
CRF450R	02-06	EXHAUST VALVE	125084	21.95	L
		EXHAUST SPRING	120559	5.95	L
CRF450R	07-08	EXHAUST VALVE	120579	21.95	L
		EXHAUST SPRING	120559	5.95	L
CRF450R	09-12	EXHAUST VALVE	125082	21.95	L
		EXHAUST SPRING	120564	5.95	L
CRF450R TRX450R/TRX450ER (ATV)	02-08	INTAKE VALVE	120581	24.95	L
	06-09/07-14	INTAKE SPRING	120566	5.95	L
CRF450X TRX450R/TRX450ER (ATV)	05-15	EXHAUST VALVE	120582	20.95	L
	06-09/07-14	EXHAUST SPRING	679106	8.95	L
CRF450R	09-16	INTAKE VALVE	120606	20.95	L
		INTAKE SPRING	125083	5.95	L
CRF450R	13-16	EXHAUST VALVE	120846	28.95	L
		EXHAUST SPRING	120564	5.95	L
CRF450X	05-09	INTAKE VALVE	120583	21.95	L
		INTAKE SPRING	125099	9.95	L
HUSABERG					
FE250	13	EXHAUST VALVE	120849	28.95	L
		EXHAUST SPRING	120862	6.95	L
FE250	13	INTAKE VALVE	120850	29.95	L
		INTAKE SPRING	120861	6.95	L
FE 450	04-08	EXHAUST VALVE	120847	29.95	L
FE 550	04-08				
FE 650	04-08				
FS 650	04-08				
		INTAKE VALVE	120848	30.95	L
KAWASAKI					
KX250F	04-15	EXHAUST VALVE	120584	23.95	L
	04-15	EXHAUST SPRING	120569	5.95	L
KX250F	04-06	INTAKE VALVE	120585	20.95	L
		INTAKE SPRING	120570	5.95	L
KX250F	07-08	INTAKE VALVE	120851	29.95	L
		INTAKE SPRING	120863	7.95	L
KX250F	09-10	INTAKE VALVE	120586	24.95	L
	04-06	INTAKE SPRING	121427	6.95	L
KX250F	11-15	INTAKE VALVE	120586	24.95	L
		INTAKE SPRING	120695	5.95	L
KX450F	06-08	EXHAUST VALVE	125097	18.95	L
KFX450	08-14	EXHAUST SPRING	125076	5.95	L
KX450F	06-08	INTAKE VALVE	125098	19.95	L
KFX450 (ATV)	08-14	INTAKE SPRING	125077	5.95	L
KX450F	09-15	EXHAUST VALVE	120597	20.95	L
		EXHAUST SPRING	125076	5.95	L

- accessories
- body
- handlebar & grips
- cables & levers
- exhaust
- engine**
- fuel & intake
- electrical & ignition
- clutch
- drive
- bearings
- brakes
- steering & suspension
- tires
- tools & shop

PSYCHIC OEM RACING VALVES CONTINUED

MODEL	YEARS	DESCRIPTION	PART #			
KAWASAKI CONTINUED						
KX450F	09-15	INTAKE VALVE	120598	20.95	L	
		INTAKE SPRING	125077	5.95	L	
KTM						
450 EXC X	520S	03-07	EXHAUST VALVE	120847	29.95	L
	525SX	00-02 03-07	INTAKE VALVE	120848	30.95	L
250SX-F 250EXC-F	05-07 07	EXHAUST VALVE	120849	28.95	L	
		EXHAUST SPRING	120860	11.95	L	
250SX-F 250EXC-F	08-12 08-13	INTAKE VALVE	120850	29.95	L	
		INTAKE SPRING	120859	11.95	L	
		EXHAUST VALVE	120849	28.95	L	
		EXHAUST SPRING	120862	6.95	L	
		INTAKE VALVE	120850	29.95	L	
		INTAKE SPRING	120861	6.95	L	
SUZUKI						
RMZ250	04-06	EXHAUST VALVE	120584	23.95	L	
		EXHAUST SPRING	120569	5.95	L	
RMZ250	04-06	INTAKE VALVE	120585	20.95	L	
		INTAKE SPRING	120570	5.95	L	
RMZ250	07-15	EXHAUST VALVE	120599	22.95	L	
		EXHAUST SPRING	120569	5.95	L	
RMZ250	07-09	INTAKE VALVE	120601	22.95	L	
		INTAKE SPRING	125078	4.95	L	
RMZ250	10-15	INTAKE VALVE	125079	23.95	L	
		INTAKE SPRING	125078	4.95	L	
RMZ450	05-06	EXHAUST VALVE	679107	19.95	L	
		EXHAUST SPRING	679108	4.95	L	
		INTAKE VALVE	679109	20.95	L	
		INTAKE SPRING	679110	14.95	L	
RMZ450	07	EXHAUST VALVE	120837	27.95	L	
		EXHAUST SPRING	679108	4.95	L	
		INTAKE VALVE	679112	20.95	L	
		INTAKE SPRING	679110	14.95	L	
RMZ450 RMX450	08-13 10-11	EXHAUST VALVE	125101	21.95	L	
		EXHAUST SPRING	125102	5.95	L	
RMZ450	14-15	INTAKE VALVE	125075	22.95	L	
		INTAKE SPRING	120575	5.95	L	
		EXHAUST VALVE	125101	21.95	L	
		EXHAUST SPRING	120575	5.95	L	
		INTAKE VALVE	125075	22.95	L	
		INTAKE SPRING	120575	5.95	L	
*ALSO FITS LT-R450 2006-09						
YAMAHA						
YZ250F WR250F	01-13	EXHAUST VALVE	120587	24.95	L	
	01-13	EXHAUST SPRING	120576	5.95	L	

PSYCHIC OEM RACING VALVES CONTINUED

MODEL	YEARS	DESCRIPTION	PART #		
YAMAHA CONTINUED					
YZ250F WR250F	01-13	CENTER INTAKE VALVE	120588	22.95	L
	01-13				
	01-09	INTAKE VALVE	120591	20.95	L
YZ250F	14-16	INTAKE SPRING	120577	5.95	L
		EXHAUST VALVE	125085	23.95	L
YZ250F	14-16	EXHAUST SPRING	125086	6.95	L
		INTAKE VALVE	125087	23.95	L
YZ450F WR450F YFZ450 (ATV) YFZ450R/X (ATV)	03-09 03-15 04-08 09-15	INTAKE SPRING	125088	6.95	L
		EXHAUST VALVE	679135	30.95	L
YZ450F	10-13	EXHAUST /INTAKE SPRING	120852	5.95	L
		CENTER INTAKE VALVE	120590	20.95	L
		INTAKE VALVE	679137	29.95	L
		EXHAUST /INTAKE SPRING	120852	5.95	L
YZ450F	10-13	EXHAUST VALVE	120838	28.95	L
		EXHAUST SPRING	120854	5.95	L
		INTAKE VALVE	120839	29.95	L
		INTAKE SPRING	120853	6.95	L
YZ450F	14-16	EXHAUST VALVE	125089	22.95	L
		EXHAUST SPRING	120854	5.95	L
		INTAKE VALVE	125090	23.95	L
		INTAKE SPRING	120853	6.95	L

- accessories
- body
- handlebar & grips
- cables & levers
- exhaust
- engine**
- fuel & intake
- electrical & ignition
- clutch
- drive
- bearings
- brakes
- steering & suspension
- tires
- tools & shop

ENGINE



PSYCHIC OEM ENGINE VALVES

- Manufactured from top quality materials
- Designed to match OEM specifications
- Meet or exceeds OEM quality
- Material : SUH35HT

	YEAR	STAINLESS STEEL INTAKE				QTY NEEDED	STAINLESS STEEL EXHAUST				QTY NEEDED	TOTAL QTY /VEHICLE
HONDA												
CRF70F	04-12	120655	13.95	L	23 X 5 X 65.8 MM	1	679115	19.95	L	20 X 5 X 65.4MM	1	2
XR70R	97-03	120655	13.95	L	23 X 5 X 65.8 MM	1	679115	19.95	L	20 X 5 X 65.4MM	1	2
XL125S	79-82, 84	679132	18.95	L	30 X 5.5 X 92MM	1	679131	20.95	L	25 X 5.5 X 91.5MM	1	2
XL185	79-83	679132	18.95	L	30 X 5.5 X 92MM	1	679131	20.95	L	25 X 5.5 X 91.5MM	1	2
XR185	79	679132	18.95	L	30 X 5.5 X 92MM	1	679131	20.95	L	25 X 5.5 X 91.5MM	1	2
XL200R	83-84	679132	18.95	L	30 X 5.5 X 92MM	1	679131	20.95	L	25 X 5.5 X 91.5MM	1	2
XR200	80-84	679132	18.95	L	30 X 5.5 X 92MM	1	679131	20.95	L	25 X 5.5 X 91.5MM	1	2
XR200R	81-83	679132	18.95	L	30 X 5.5 X 92MM	1	679131	20.95	L	25 X 5.5 X 91.5MM	1	2
XR200R	86-88	679132	18.95	L	30 X 5.5 X 92MM	1	679131	20.95	L	25 X 5.5 X 91.5MM	1	2
XR200R	90-02	679132	18.95	L	30 X 5.5 X 92MM	1	679131	20.95	L	25 X 5.5 X 91.5MM	1	2
XR400	05, 07-08	120627	18.95	L	33 X 5.5 X 102.7MM	2	120628	15.95	L	29 X 5.5 X 101.2MM	2	4
XR400R	96-06	120627	18.95	L	33 X 5.5 X 102.7MM	2	120628	15.95	L	29 X 5.5 X 101.2MM	2	4
XL600R/ XR600R	83-84	120836	27.95	L	36 X 6.6 X 105.7MM	2	120835	29.95	L	31 X 6.6 X 104.2MM	2	4
XL600R/ XR600R	85-00	120836	27.95	L	36 X 6.6 X 105.7MM	2	120835	29.95	L	31 X 6.6 X 104.2MM	2	4
XR650L	93-12	120836	27.95	L	36 X 6.6 X 105.7MM	2	120835	29.95	L	31 X 6.6 X 104.2MM	2	4
KAWASAKI												
KL250 KLR	85-05	679125	17.95	L	29 X 5.5 X 89.09MM	2	679124	20.95	L	24.7 X 5.5 X 87.16MM	2	4
KLX400R/ SR	03-05	120645	16.95	L	36 X 5 X 82.47MM	2	120646	14.95	L	29 X 5 X 81.32MM	2	4
SUZUKI												
DR350	90-00	120609	18.95	L	30.6 X 5 X 93.05MM	2	120608	14.95	L	27 X 5 X 92.55MM	2	4
DR350S	90-93	120609	18.95	L	30.6 X 5 X 93.05MM	2	120608	14.95	L	27 X 5 X 92.55MM	2	4
DR350SE	94-99	120609	18.95	L	30.6 X 5 X 93.05MM	2	120608	14.95	L	27 X 5 X 92.55MM	2	4
DR-Z400	00-06	120645	16.95	L	36 X 5 X 82.47MM	2	120646	14.95	L	29 X 5 X 81.32MM	2	4
DR-Z400E	00-07	120645	16.95	L	36 X 5 X 82.47MM	2	120646	14.95	L	29 X 5 X 81.32MM	2	4
DR-Z400S	00-12	120645	16.95	L	36 X 5 X 82.47MM	2	120646	14.95	L	29 X 5 X 81.32MM	2	4
DR650SE	96-10	-----			33 X 5.5 X 88.66MM	2	120636	14.95	L	28 X 5.5 X 87.84MM	2	2
YAMAHA												
TW200	87-12	679134	19.95	L	34 X 6 X 93.8MM	1	679133	21.95	L	28.5 X 6 X 92.5MM	1	2
TW200E	98	679134	19.95	L	34 X 6 X 93.8MM	1	679133	21.95	L	28.5 X 6 X 92.5MM	1	2
XT200	82-83	679134	19.95	L	34 X 6 X 93.8MM	1	679133	21.95	L	28.5 X 6 X 92.5MM	1	2
TT225	86-87	679134	19.95	L	34 X 6 X 93.8MM	1	679133	21.95	L	28.5 X 6 X 92.5MM	1	2
TT225	99	679134	19.95	L	34 X 6 X 93.8MM	1	679133	21.95	L	28.5 X 6 X 92.5MM	1	2
TT-R225	00-04	679134	19.95	L	34 X 6 X 93.8MM	1	679133	21.95	L	28.5 X 6 X 92.5MM	1	2
XT225	92-07	679134	19.95	L	34 X 6 X 93.8MM	1	679133	21.95	L	28.5 X 6 X 92.5MM	1	2
TT-R230	05-12	679134	19.95	L	34 X 6 X 93.8MM	1	679133	21.95	L	28.5 X 6 X 92.5MM	1	2
XT250	09-10	679134	19.95	L	34 X 6 X 93.8MM	1	-----			----	1	2

* = CENTER INTAKE

NOTE: MX-09518 Series also works on the Yamaha Exciter 185 As for details.

NOTE: MX-09500 Series also works on the Honda CB125 1976-82 ask for details.

NOTE: MX-09516 Series also works on the Suzuki 400cc Burgman and Skywave. As for details.



K&L CAM CHAIN



- High quality Cam Chains that are made in Japan for K&L Supply.
- Cam Chains listed are sold each and do not include Master Link.
- Master Links are sold EACH and in packages of 10.
- Important Note: All Cam Chains listed are endless.
- Master Links listed fit K&L CAM CHAINS ONLY.

		CAM CHAIN			MASTER LINK - EACH			MASTER LINK - 10 PK		
HONDA DUAL SPORT/OFFROAD										
XL75	77-79	---			720230	3.95	G	720190	17.95	G
XR75/K1/K2 & XR75	73-78	---			720230	3.95	G	720190	17.95	G
CRF80F	04-09	---			720230	3.95	G	720190	17.95	G
XL80S	80-85	---			720230	3.95	G	720190	17.95	G
XR80	79-84	---			720230	3.95	G	720190	17.95	G
XR80R	85-03	---			720230	3.95	G	720190	17.95	G
CT90 Trail 90	66-79	---			720230	3.95	G	720190	17.95	G
SL90 Moto Sport	1969	---			720230	3.95	G	720190	17.95	G
ST90K/K1/K2 Trail Sport 90	73-75	---			720230	3.95	G	720190	17.95	G
CRF100F	04-09	720228	26.95	G	720230	3.95	G	720190	17.95	G
SL100K/K1/K2/K3 Moto Sport	70-73	---			720230	3.95	G	720190	17.95	G
XL100	70-75	---			720230	3.95	G	720190	17.95	G
XL100	76-78	720154	29.95	G	720230	3.95	G	720190	17.95	G
XL100S	79-85	720228	26.95	G	720230	3.95	G	720190	17.95	G
XR100/100R	81-03	720228	26.95	G	720230	3.95	G	720190	17.95	G
CT125 Trail 125	1977	720154	29.95	G	720230	3.95	G	720190	17.95	G
SL125/K1/K2 Moto Sport	71-73	---			720230	3.95	G	720190	17.95	G
TL125/K1/K2/S Trials	73-76	---			720230	3.95	G	720190	17.95	G
XL125/K1	74-75	---			720230	3.95	G	720190	17.95	G
XL125 & XL125S	76-85	720154	29.95	G	720230	3.95	G	720190	17.95	G
XL175	73-78	---			720231	2.95	G	---		
XL185S	79-83	---			720230	3.95	G	720190	17.95	G
XR185	1979	---			720230	3.95	G	720190	17.95	G
TLR/TR200	86-87	---			720230	3.95	G	720190	17.95	G
XL200R	83-84	---			720230	3.95	G	720190	17.95	G
XR200	80-84	---			720230	3.95	G	720190	17.95	G
XR200R	81-83	---			720230	3.95	G	720190	17.95	G
XR200R	86-02	---			720230	3.95	G	720190	17.95	G
CRF250	04-09	720096	104.95	G	---			---		
TL250	75-76	720147	38.95	G	720231	2.95	G	---		
XL250K/K1/K2 Moto Sport	72-76	720147	38.95	G	720231	2.95	G	---		
XL250S	78-81	---			720215	6.95	G	720194	42.95	G
XL250R	82-83	---			720215	6.95	G	720194	42.95	G
XL250R	84-87	---			720215	6.95	G	720194	42.95	G
XR250L	91-96	---			720215	6.95	G	720194	42.95	G
XR250	79-80	---			720215	6.95	G	720194	42.95	G
XR250R	81-82	---			720215	6.95	G	720194	42.95	G
XR250R	84-95	---			720215	6.95	G	720194	42.95	G
XR250R	96-04	720223	84.95	G	720198	6.95	G	720193	43.95	G
SL350/K1/K2 Moto Sport	69-73	720147	38.95	G	720231	2.95	G	720194	42.95	G
XL350R	84-85	---			720215	6.95	G	720194	42.95	G
XR350R	83-85	---			720215	6.95	G	720194	42.95	G
XR400R	96-04	720229	101.95	G	720198	6.95	G	720193	43.95	G
CRF450	02-09	---			---			---		
XL500S & XL500R	79-82	---			720215	6.95	G	720194	42.95	G
XR500 /R	79-82	---			720215	6.95	G	720194	42.95	G
XR500R	83-84	---			720215	6.95	G	720194	42.95	G
XL600R	83-87	---			720215	6.95	G	720194	42.95	G
XL600V Transalp	89-90	---			720198	6.95	G	720193	43.95	G
XR600R	85-87	---			720215	6.95	G	720194	42.95	G
XR600R	89-00	---			720198	6.95	G	720193	43.95	G
NX650	88-89	---			720198	6.95	G	720193	43.95	G
XR650L	93-09	---			720198	6.95	G	720193	43.95	G
XR650R	00-07	720104	99.95	G	---			---		

- accessories
- body
- handlebar & grips
- cables & levers
- exhaust
- engine**
- fuel & intake
- electrical & ignition
- clutch
- drive
- bearings
- brakes
- steering & suspension
- tires
- tools & shop

K&L CAM CHAIN CONTINUED

		CAM CHAIN			MASTER LINK - EACH			MASTER LINK - 10/K			
KAWASAKI DUAL SPORT/OFFROAD											
	KL250A1~A5	78-82	---		720195	4.95	G	720191	27.95	G	
	KL250C1/C2	83-84	---		720195	4.95	G	720191	27.95	G	
	KL250D2~D22 KLR250	85-05	720216	142.95	G	720198	6.95	G	720193	43.95	G
	KLX250A1/A2 Offroad	79-80	---		720195	4.95	G	720191	27.95	G	
	KX250F Four-Stroke Offroad	04-12	720098	91.95	G	---		---			
	KLX250F/W Offroad	06-10	720110	109.95	G	---		---			
	KLX300A Offroad	97-05	720110	109.95	G	---		---			
	KX450F Four-Stroke Offroad	06-12	720099	132.95	G	---		---			
	KL650A1~A9 KLR650	87-12	720112	175.95	G	---		---			
	KL650B2/B3 Tengai KLR650	90-95	720112	175.95	G	---		---			
SUZUKI DUALSPORT/OFFROAD											
	DR100D~L	83-90	720154	29.95	G	720230	3.95	G	720190	17.95	G
	SP100D Dual Sport	1983	720154	29.95	G	720230	3.95	G	720190	17.95	G
	DR125Z/D/E	82-84	720154	29.95	G	720230	3.95	G	720190	17.95	G
	DR125G/H/J	86-88	720154	29.95	G	720230	3.95	G	720190	17.95	G
	DR125SER/SES/SET Dual	94-96	720154	29.95	G	720230	3.95	G	720190	17.95	G
	SP125Z/D Dual Sport	82-83	720154	29.95	G	720230	3.95	G	720190	17.95	G
	SP125G/H/J Dual Sport	86-88	720154	29.95	G	720230	3.95	G	720190	17.95	G
	DR250Z/D Offroad	82-83	720209	102.95	G	720215	6.95	G	720194	42.95	G
	DR250F Offroad	1985	720209	102.95	G	720215	6.95	G	720194	42.95	G
	DR250	90-95	720220	91.95	G	720198	6.95	G	720193	43.95	G
	DR-Z250	01-07	720110	109.95	G	---		---			
	SP250Z/D/F Dual Sport	82-85	720209	102.95	G	720215	6.95	G	720194	42.95	G
	DR350	90-99	720220	91.95	G	720198	6.95	G	720193	43.95	G
	DR-Z400	00-11	---		720198	6.95	G	720193	43.95	G	
	RM-Z450	05-11	---		720198	6.95	G	720193	43.95	G	
	DR500X/Z/D Offroad	81-83	---		720215	6.95	G	720194	42.95	G	
	SP500X/Z/D Dual Sport	81-83	---		720215	6.95	G	720194	42.95	G	
	SP600F Dual Sport	1985	---		720215	6.95	G	720194	42.95	G	
	DR650SL~SES Dual Sport	90-95	---		720215	6.95	G	720194	42.95	G	
YAMAHA DUAL SPORT/OFFROAD											
	XT125J/K/KC Dual Sport	82-83	---		720230	3.95	G	720190	17.95	G	
	BW200 BigWheel	85-88	---		720230	3.95	G	720190	17.95	G	
	TW200 Trailway	87-11	---		720230	3.95	G	720190	17.95	G	
	XT200J/K/KC Dual Sport	82-83	---		720230	3.95	G	720190	17.95	G	
	TT225S/T	86-87	---		720230	3.95	G	720190	17.95	G	
	TT225L/LC/RM/RMC	99-00	---		720230	3.95	G	720190	17.95	G	
	TT-R225	01-04	---		720230	3.95	G	720190	17.95	G	
	XT225 Serrow	92-00	---		720230	3.95	G	720190	17.95	G	
	TT-R230	05-11	---		720230	3.95	G	720190	17.95	G	
	TT250G/H/J Offroad	80-82	---		720196	4.95	G	720192	26.95	G	
	WR250F Four-Stroke Offroad	05-11	720098	91.95	G	---		---			
	WR250R/X	03-11	720100	117.95	G	---		---			
	XT250G/H/J/K Dual Sport	80-83	---		720196	4.95	G	720192	26.95	G	
	XT250L/LC Dual Sport	1984	---		720215	6.95	G	720194	42.95	G	
	YZ250F Four-Stroke Offroad	02-11	720098	91.95	G	---		---			
	XT350N/NC~M/MC Dual Sport	85-00	---		720215	6.95	G	720194	42.95	G	
	TT350S/T Offroad	86-87	---		720215	6.95	G	720194	42.95	G	
	WR450F Four-Stroke Offroad	03-11	720100	117.95	G	---		---			
	YZ450F Four-Stroke Offroad	03-09	720100	117.95	G	---		---			
	TT500C/D/E/F/G/H Offroad	76-81	720226	68.95	G	720196	4.95	G	720192	26.95	G
	XT500C/D/E/F/G/H Dual	76-81	720226	68.95	G	720196	4.95	G	720192	26.95	G
	XT550J/K Dual Sport	82-83	---		720215	6.95	G	720194	42.95	G	
	TT600K/L/N/S Offroad	83-86	---		720215	6.95	G	720194	42.95	G	
	XT600L/LC~EG/EGC Dual	84-95	---		720215	6.95	G	720194	42.95	G	



BOTTOM END REBUILD KITS

FORGED BOTTOM END ADVANTAGE

The foundation of any bottom end rebuild is a solid forged crankshaft assembly, which provides strength and reliability far surpassing any cast part that lacks consistency. Forged crankshafts due to their lighter weight, more compact dimensions and better inherent dampening, rev higher and run smoother than their cast counterparts.

This part of the engine has a huge amount of stress due to twisting and bending 1000's of times a minute while running under load, you don't want an inferior product here to ruin a motor. Wiseco engineers have designed our crankshafts to meet or often exceed OEM tolerances giving you the best base for your bottom end.



CRANKSHAFTS / CONNECTING RODS

Wiseco powersports crankshafts feature a double forged connecting rod made from dedicated forgings. The rods maintain superior strength, durability, and dimensional consistency through improved grain flow. Shot peening eliminates residual stress and oil slots are located to maximize lower rod oiling and extend bearing life.

Coated bronze thrust washers have a dimpled design to increase oil retention and reduces stress between the connecting rod, washer, and crank web. Double-drilled small ends provide the piston pin with extra lubrication and cooling, reducing distortion of top end due to thermal transfer from the piston.

Wiseco has designed these crankshafts and connecting rods to work together with our pistons to provide the smoothest rotating assembly possible. Having a complete bottom end that is made of 100% forged material will give you the piece of mind that your motor will be able to withstand any abuse within reason.

Professional racers as well as weekend riders choose these solid kits to reduce failure rates and take advantage of the horsepower and immediate torque a light weight bottom end can deliver.

BOTTOM END KIT FEATURES

- Each kit contains everything you need to complete your rebuild the right way, the first time- crankshaft and connecting rod, all applicable bearings, and complete bottom end gasket kit made to meet or exceed OEM.
- Wiseco connecting rods are double forged from a dedicated forging and feature shot peening, oil slots, and coated bronze thrust washers.
- Bottom end gasket kits are made from premium materials, exceeding OEM standards, to provide exceptional seal between critical mating surfaces.
- Main bearings are manufactured to the highest quality standards. Each is case hardened for maximum life and smooth operation at high RPM's.
- Corrosion resistant surface treatment to prevent corrosion and pitting over long term use or storage. This will add to the life as well the strength of the assembly.
- Top end of rod is bushed for oil retention and eliminates pin galling. The bottom end rod bores are case hardened to 58-62 RC to optimize bearing running surface.
- The crank pin bearings are manufactured from the highest quality, hot rolled steel case hardened to 58-62 RC to extend the lifetime of the assembly.
- Caged needle roller bearings to provide the highest possible RPM.

accessories

body

handlebar
& gripscables &
levers

exhaust

engine

fuel &
intakeelectrical
& ignition

clutch

drive

bearings

brakes

steering &
suspension

tires

tools &
shop

WISECO BOTTOM END REBUILD KITS

MODEL	YEARS	COMPLETE BOTTOM END KIT			MAIN SEAL KIT			MAIN BEARING KIT			BOTTOM END GASKET KIT	
HONDA												
CR80	80-82				102594	21.95	G					
CR80	83				102592	21.95	G					
CR80	84				102592	21.95	G					
					1984-1985							
CR80	86-02	WPC115	224.95	G	102592	21.95	G	104688	32.25	G	100473	59.33 G
CR80	86-02	WPC115	224.95	G	102592	21.95	G	104688	32.25	G	100473	59.33 G
CR80	86-91	WPC115	224.95	G	102592	21.95	G	104688	32.25	G	100473	59.33 G
CR80	92-02	WPC115	224.95	G	102592	21.95	G	104688	32.25	G	100473	59.33 G
CR80	93-06	WPC115	224.95	G	102592	21.95	G	104688	32.25	G	100473	59.33 G
CR85	03-07	WPC115	224.95	G	102592	21.95	G	104688	32.25	G	100473	59.33 G
		03-04			03-04			03-2004			03-04	
CR85	03-07	WPC115	224.95	G	102592	21.95	G	104688	32.25	G	100473	59.33 G
		03-04			03-04			03-04			03-04	
MT125	73-78											
CR125M	73-78											
CR125R	79				102597	21.95	G					
CR125R	80-84				102597	21.95	G	102505	30.50	G		
					1980							
					102598	21.95	G					
					81-84							
CR125R	85-86				102595	21.95	G	102505	30.50	G		
CR125R	87				102595	21.95	G	102505	30.50	G		
CR125R	88-89				102595	21.95	G	102505	30.50	G		
CR125R	90-91	WPC116A	264.95	G	102595	21.95	G	102505	30.50	G	104122	57.90 G
CR125R	92-97	WPC116A	264.95	G	102595	21.95	G	102505	30.50	G	104122	57.90 G
CR125R	95-97	WPC116A	264.95	G	102595	21.95	G	102505	30.50	G	104122	57.90 G
CR125R	98-99	WPC116A	264.95	G	102595	21.95	G	102505	30.50	G	104122	57.90 G
CR125R	98-99	WPC116A	264.95	G	102595	21.95	G	102505	30.50	G	104122	57.90 G
CR125R	00	WPC116A	264.95	G	102595	21.95	G	102505	30.50	G	104122	57.90 G
CR125R	00-02	WPC116A	264.95	G	102595	21.95	G	102505	30.50	G	104122	57.90 G
CR125R	01-02	WPC116A	264.95	G	102595	21.95	G	102505	30.50	G	104122	57.90 G
CR125R	03	WPC116B	264.95	G	102595	21.95	G	102505	30.50	G	104217	60.56 G
CR125R	03	WPC116B	264.95	G	102595	21.95	G	102505	30.50	G	104217	60.56 G
CR125R	04	WPC116B	264.95	G	102595	21.95	G	102505	30.50	G	104217	60.56 G
CR125R	04	WPC116B	264.95	G	102595	21.95	G	102505	30.50	G	104217	60.56 G
CR125R	05-07				102595	21.95	G	102505	30.50	G	103485	66.45 G
CR125R	05-07				102595	21.95	G	102505	30.50	G	103485	66.45 G
CR250M	73-74							104165	36.53	G		
CR250M	75-77							104165	36.53	G		
MT250, MR250	75-77											
CR250R	78-80							102506	43.50	G		
CR250R	81-83				102596	21.95	G	102506	43.50	G		
CR250R	84-85				102593	21.95	G	102506	43.50	G		
CR250R	86-89				102593	21.95	G	102506	43.50	G	102520	67.50 G
											88-89	
CR250R	90-91				102593	21.95	G	102506	43.50	G	102520	67.50 G
CR250R	92-96	WPC101	294.95	G	102600	21.95	G	102506	43.50	G	104450	54.95 G
CR250R	97-01	WPC101	294.95	G	102600	21.95	G	102506	43.50	G	104450	54.95 G
CR250R	97-01	WPC101	294.95	G	102600	21.95	G	102506	43.50	G	104450	54.95 G
CR250R	02-04	WPC132	294.95	G	102600	21.95	G	102506	43.50	G	100639	60.07 G
CR250R	02-04	WPC132	294.95	G	102600	21.95	G	102506	43.50	G	100639	60.07 G
CR250R	05-07				102600	21.95	G	102506	43.50	G	104312	67.46 G

WISECO BOTTOM END REBUILD KITS continued

MODEL	YEARS	COMPLETE BOTTOM END KIT			MAIN SEAL KIT			MAIN BEARING KIT			BOTTOM END GASKET KIT		
HONDA CONTINUED													
CR480R	82-83				102596	21.95	G	102506	43.50	G			
CR500	84				82-83								
					102593	21.95	G						
					1984								
CR500	85-88				102593	21.95	G	102506	43.50	G			
CR500	89-01				102593	21.95	G	102506	43.50	G	100481	62.33 G	
XR100	92-03							102505	30.50	G			
CRF100F	04-13												
XR100	85-03							102505	30.50	G			
CRF100F	04-13												
CRF150R	07-09	104899	234.95	G	102631	21.95	G	104199	93.90	G	104280	80.96 G	
CRF150R	07-09	104899	234.95	G	102631	21.95	G	104199	93.90	G	104280	80.96 G	
CRF150R	07-09	104899	234.95	G	102631	21.95	G	104199	93.90	G	104280	80.96 G	
CRF150R	12-15	104899	234.95	G	102631	21.95	G	104199	93.90	G	104280	80.96 G	
XR200R	80-83							100637	74.23	G			
	92-02							80-94					
XR250 RADIAL HEAD	84-85							102506	43.50	G			
XL250 RADIAL HEAD	84-87							102506	43.50	G			
XR250R	86-04							102506	43.50	G	103661	61.24 G	
XR250L	91-96							86-95			86-95		
											XR250R		
								103724	52.48	G	103661	61.24 G	
								96-04			91-96		
											XR250L		
CRF250X	04-15				104039	32.95	G	100911	102.90	G	103785	108.98 G	
					04-06								
					104640	26.95	G						
					07-15								
CRF250X	04-15				104039	32.95	G	100911	102.90	G	103785	108.98 G	
					04-06								
					104640	26.95	G						
					07-15								
CRF250R	04-07	104897	314.95	G	104039	32.95	G	100911	102.90	G	103785	108.98 G	
					04-05								
					104640	26.95	G						
					06-207								
CRF250R	04-07	104897	314.95	G	104039	32.95	G	100911	102.90	G	103785	108.98 G	
					04-05								
					104640	26.95	G						
					06-07								
CRF250R	08-09				104640	26.95	G	100911	102.90	G	103785	108.98 G	
CRF250R	08-09				104640	26.95	G	100911	102.90	G	103785	108.98 G	
CRF250R	08-09				104640	26.95	G	100911	102.90	G	103785	108.98 G	
CRF250R	04-09	104897	314.95	G	104039	32.95	G	100911	102.90	G	103785	108.98 G	
		04-07			04-05								
					104640	26.95	G						
		08-09			06-07								
CRF250R	10-13				104640	26.95	G	100911	102.90	G			
CRF250R	10-13				104640	26.95	G	100911	102.90	G			
CRF250R	10-13				104640	26.95	G	100911	102.90	G			

- accessories
- body
- handlebar & grips
- cables & levers
- exhaust
- engine**
- fuel & intake
- electrical & ignition
- clutch
- drive
- bearings
- brakes
- steering & suspension
- tires
- tools & shop

ENGINE

WISECO BOTTOM END REBUILD KITS continued

MODEL	YEARS	COMPLETE BOTTOM END KIT			MAIN SEAL KIT			MAIN BEARING KIT			BOTTOM END GASKET KIT		
HONDA CONTINUED													
CRF250R	10-15				104640	26.95	G	100911	102.90	G			
CRF250R	10-15				104640	26.95	G	100911	102.90	G			
CRF250R	14-15				104640	26.95	G	100911	102.90	G			
CRF250R	14-15				104640	26.95	G	100911	102.90	G			
CRF250R	16				104640	26.95	G	100911	102.90	G			
XR400R	96-04							104140	94.93	G	104150	64.98 G	
XR400R	96-04							104140	94.93	G	104150	64.98 G	
XR400R	96-04							104140	94.93	G	104150	64.98 G	
XR400R	96-04							104140	94.93	G	104150	64.98 G	
CRF450R	02-08	104879 02-07	354.95	G	104640	26.95	G	100678	93.90	G	104222	105.75 G	
CRF450R	02-08	104879 02-07	354.95	G	104640	26.95	G	100678	93.90	G	104222	105.75 G	
CRF450R	02-08	104879 02-07	354.95	G	104640	26.95	G	100678	93.90	G	104222	105.75 G	
CRF450R	02-08	104879 02-07	354.95	G	104640	26.95	G	100678	93.90	G	104222	105.75 G	
CRF450R	02-08	104879 02-07	354.95	G	104640	26.95	G	100678	93.90	G	104222	105.75 G	
CRF450R	02-08	104879 02-07	354.95	G	104640	26.95	G	100678	93.90	G	104222	105.75 G	
CRF450R	02-08	104879 02-07	354.95	G	104640	26.95	G	100678	93.90	G	104222	105.75 G	
CRF450R	02-08	104879 02-07	354.95	G	104640	26.95	G	100678	93.90	G	104222	105.75 G	
CRF450R	09-12				104640	26.95	G	100678	93.90	G	103333	117.03 G	
CRF450R	09-12				104640	26.95	G	100678	93.90	G	103333	117.03 G	
CRF450R	09-16				104640	26.95	G	100678	93.90	G	103333	117.03 G	
CRF450R	09-16	09-10			104640	26.95	G	100678	93.90	G	103333	117.03 G	
CRF450R	09-16	09-10			104640	26.95	G	100678	93.90	G	103333	117.03 G	
CRF450R	13-16				104640	26.95	G	100678	93.90	G			
CRF450R	13-16				104640	26.95	G	100678	93.90	G			
CRF450X	05-15				104640	26.95	G				102718	125.29 G	
CRF450X	05-15				104640	26.95	G				102718	125.29 G	
CRF450X	05-15				104640	26.95	G				102718	125.29 G	
CRF450X	05-15				104640	26.95	G				102718	125.29 G	
CRF450X	05-15				104640	26.95	G				102718	125.29 G	
CRF450X	05-15				104640	26.95	G				102718	125.29 G	
XR500, XR500R	79-82							100642	48.23	G			
XL500S, XL500R	79-82												
FT500	82-84												
XR500, XR500R	79-82							100642	48.23	G			
XL500S, XL500R	79-82												
FT500	82-84												
XR500R RADIAL HEAD	83-84							100642	48.23	G			
XL600R RADIAL HEAD	83-87							103922	58.32	G			

WISECO BOTTOM END REBUILD KITS continued

MODEL	YEARS	COMPLETE BOTTOM END KIT			MAIN SEAL KIT			MAIN BEARING KIT			BOTTOM END GASKET KIT		
HONDA CONTINUED													
XR600R RADIAL HEAD	85-00							100282 LEFT ONLY	34.20	G			
HUSABERG													
TE 125	12-14	104914	344.95	G	102632	21.95	G	100910	103.57	G	103431	58.16	G
TE 125	12-14	104914	344.95	G	102632	21.95	G	100910	103.57	G	103431	58.16	G
TE 250	13-14				102633	21.95	G	101674	108.97	G			
TE 250	13-14				102633	21.95	G	101674	108.97	G			
TE 300	13-14				102633	21.95	G	101674	108.97	G			
TC 125	14-15	104914	344.95	G	102632	21.95	G	100910	103.57	G	103431	58.16	G
TE 125													
TC 125	14-15	104914	344.95	G	102632	21.95	G	100910	103.57	G	103431	58.16	G
TE 125													
TC 250	14-15				102633	21.95	G	101674	108.97	G			
TE 250													
TC 250	14-15				102633	21.95	G	101674	108.97	G			
TE 250													
TE 300	14-15				102633	21.95	G	101674	108.97	G			
KAWASAKI													
KX60	85-03	WPC130	224.95	G	102591	21.95	G				100373	41.07	G
KX65	00-16	WPC117	224.95	G	102627	21.95	G				104189	54.19	G
KX65	00-16	WPC117	224.95	G	102627	21.95	G				104189	54.19	G
KX80	79-83												
KDX80	83-88				102626	21.95	G						
					82-84								
					102627	21.95	G						
					85-88								
KX80	86-87				102627	21.95	G						
					1980								
					102626	21.95	G	100249	27.91	G			
					81-84			1980					
					102627	21.95	G						
					85-00			81-16					
KX80	88-00	WPC119	224.95	G	102627	21.95	G				102846	53.29	G
		91-05									91-05		
KX80	88-90				102627	21.95	G						
KX80	91-97	WPC119	224.95	G	102627	21.95	G				102846	53.29	G
KX80	98-00	WPC119	224.95	G	102627	21.95	G				102846	53.29	G
KX85	01-13	WPC119	224.95	G	102627	21.95	G				102846	53.29	G
		01-05									01-05		
		114721	224.95	G							104274	54.64	G
		06-16									06-16		
KX85	01-13	WPC119	224.95	G	102627	21.95	G				102846	53.29	G
		01-05									01-05		
		114721	224.95	G							104274	54.64	G
		06-16									06-16		
KX85	14-16	114721	224.95	G	102627	21.95	G				104274	54.64	G
KX100	95-97	WPC119	224.95	G	102627	21.95	G				102846	53.29	G
KX100	98-13	WPC119	224.95	G	102627	21.95	G				102846	53.29	G
		01-05									01-05		
		114721	224.95	G							104274	54.64	G
		06-16									06-16		
KX100	14-16	114721	224.95	G	102627	21.95	G				104274	54.64	G

- accessories
- body
- handlebar & grips
- cables & levers
- exhaust
- engine**
- fuel & intake
- electrical & ignition
- clutch
- drive
- bearings
- brakes
- steering & suspension
- tires
- tools & shop

WISECO BOTTOM END REBUILD KITS continued

MODEL	YEARS	COMPLETE BOTTOM END KIT			MAIN SEAL KIT			MAIN BEARING KIT			BOTTOM END GASKET KIT		
KAWASAKI CONTINUED													
KX125	82-85				102626	21.95	G						
					82-84								
					104638	26.95	G	100262	29.20	G			
					85-87			85-87					
KX125	86				104638	26.95	G	100262	29.20	G			
					85-87			85-87					
KX125	87				104638	26.95	G	100262	29.20	G			
					85-87			85-87					
KX125	88-89				102629	21.95	G	104688	32.25	G			
KX125	89				102629	21.95	G	104688	32.25	G			
KX125	90				102629	21.95	G	104688	32.25	G			
KX125	91				102629	21.95	G	104688	32.25	G			
KX125	92				102629	21.95	G	104688	32.25	G			
KX125	93				102629	21.95	G	104688	32.25	G			
KX125	94				102629	21.95	G	104688	32.25	G	100792	68.73 G	
KX125	95-97				102629	21.95	G	104688	32.25	G	100792	68.73 G	
KX125	98				102629	21.95	G	104688	32.25	G	100792	68.73 G	
KX125	03				102629	21.95	G	104688	32.25	G	100655	65.36 G	
KX125	04-08				102629	21.95	G	104688	32.25	G	100655	65.36 G	
KX125	03-08				102629	21.95	G	104688	32.25	G	100655	65.36 G	
KX125	95-08				102629	21.95	G	104688	32.25	G	100792	68.73 G	
											01-02		
											100655	65.36 G	
											03-08		
KDX175	80-82				102628	21.95	G	100249	27.91	G			
					80-81								
					104639	26.95	G						
					1982								
KDX200	86-88				104639	26.95	G	100249	27.91	G			
KDX200	89-94				104639	26.95	G	100249	27.91	G			
KDX200	95-06				104639	26.95	G	100249	27.91	G			
					86-04								
					102630	21.95	G						
					05-06								
KDX220	98-05				102630	21.95	G	100249	27.91	G			
KX250	78-86				102625	21.95	G	100249	27.91	G			
KDX250	80-82				KDX250								
					1980								
					104637	26.95	G						
					KDX250								
					81-84								
					KX250								
					80-86								
KDX250	83-84				104637	26.95	G	100249	27.91	G			
KX250	85-86				104637	26.95	G	100249	27.91	G			
KX250	87				104637	26.95	G	102506	43.50	G			
KX250	88-89				104637	26.95	G	102506	43.50	G			
KX250	90-91				104637	26.95	G	102506	43.50	G			
KX250	92	104888	294.95	G	104637	26.95	G	102506	43.50	G	104264	78.09 G	
KX250	92	104888	294.95	G	104637	26.95	G	102506	43.50	G	104264	78.09 G	
KX250	93-01	104888	294.95	G	104637	26.95	G	102506	43.50	G	104264	78.09 G	
KX250	93-01	104888	294.95	G	104637	26.95	G	102506	43.50	G	104264	78.09 G	
KX250	02-03	104887	294.95	G	104637	26.95	G	102506	43.50	G	104298	70.67 G	
								2002					
								101528	104.95	G			
								2003					

WISECO BOTTOM END REBUILD KITS continued

MODEL	YEARS	COMPLETE BOTTOM END KIT			MAIN SEAL KIT			MAIN BEARING KIT			BOTTOM END GASKET KIT		
KAWASAKI CONTINUED													
KX250	04	104887	294.95	G	104637	26.95	G	101528	104.95	G	104298	70.67	G
KX250	05-08				104637	26.95	G	101528	104.95	G	103696	68.03	G
KX250	05-08				104637	26.95	G	101528	104.95	G	103696	68.03	G
KX250	93-08	104888	294.95	G	104637	26.95	G	101528	104.95	G	104264	78.09	G
		92-01									92-01		
		104887	294.95	G							104298	70.67	G
		02-04									02-04		
											103696	68.03	G
											05-08		
KX500	88				102623	21.95	G	104165	36.53	G			
					83-04			83-04					
KX500	89-90				102623	21.95	G	104165	36.53	G			
					83-04			83-04					
KX500	91-04				102623	21.95	G	104165	36.53	G			
					83-04			83-04					
KX250F	04-05	104898	314.95	G				104095	64.70	G	103890	93.98	G
KX250F	04-05	104898	314.95	G				104095	64.70	G	103890	93.98	G
KX250F	04-08	104898	314.95	G				104095	64.70	G	103890	93.98	G
		04-06											
KX250F	06	104898	314.95	G				104095	64.70	G	103890	93.98	G
KX250F	07-08							104095	64.70	G	103890	93.98	G
KX250F	07-09							104095	64.70	G	103890	93.98	G
											06-08		
											2009		
KX250F	09							104095	64.70	G			
KX250F	09							104095	64.70	G			
KX250F	09							104095	64.70	G			
KX250F	10							104095	64.70	G			
KX250F	10							104095	64.70	G			
KX250F	11-14							104095	64.70	G			
KX250F	11-14							104095	64.70	G			
KX250F	11-14							104095	64.70	G			
KX250F	15-16							104095	64.70	G			
KX250F	15-16							104095	64.70	G			
KLX400	03-04							111969	106.34	G	102519	81.00	G
KLX400	03-04							111969	106.34	G	102519	81.00	G
KLX400	03-04							111969	106.34	G	102519	81.00	G
KLX400	03-04							111969	106.34	G	102519	81.00	G
KTM													
50 MINI ADVENTURE	02-08										102515	30.00	G
50 SX	01-08										102515	30.00	G
65 SX	99-08	114723	224.95	G	102634	21.95	G				100489	64.12	G
65 XC		03-08			ALSO FITS								
PRO JR					97-99								
PRO SR					60SX								
65 SX	09-16	114724	224.95	G							112086	63.00	G
65 XC													
125 SX	98-00				102632	21.95	G	100910	103.57	G			
125 SX	01	104914	344.95	G	102632	21.95	G	100910	103.57	G	103431	58.16	G
125 SX	01	104914	344.95	G	102632	21.95	G	100910	103.57	G	103431	58.16	G
125 SX	02-06	104914	344.95	G	102632	21.95	G	100910	103.57	G	103431	58.16	G
125 SX	02-06	104914	344.95	G	102632	21.95	G	100910	103.57	G	103431	58.16	G

accessories

body

handlebar & grips

cables & levers

exhaust

engine

fuel & intake

electrical & ignition

clutch

drive

bearings

brakes

steering & suspension

tires

tools & shop

ENGINE

WISECO BOTTOM END REBUILD KITS continued

MODEL	YEARS	COMPLETE BOTTOM END KIT			MAIN SEAL KIT			MAIN BEARING KIT			BOTTOM END GASKET KIT		
KTM CONTINUED													
125 SX	02-06	104914	344.95	G	102632	21.95	G	100910	103.57	G	103431	58.16	G
125 SX	07-16	104914	344.95	G	102632	21.95	G	100910	103.57	G	103431	58.16	G
125 EXC	09-16												
125 SX	07-16	104914	344.95	G	102632	21.95	G	100910	103.57	G	103431	58.16	G
125 EXC	09-16												
144 SX	08				102632	21.95	G	100910	103.57	G	103431	58.16	G
150 SX	09-15												
200 EXC	98-02				102632	21.95	G	100910	103.57	G			
200 MXC	98-02												
200 EXC	03-16				102632	21.95	G	100910	103.57	G			
200 XC													
200 SX	03-05				102632	21.95	G	100910	103.57	G			
250 GS	90-94				102633	21.95	G	103610	118.69	G			
250 SX													
250 SX	95				102633	21.95	G	103610	118.69	G			
250 SX	96-99				102633	21.95	G	103610	118.69	G			
250 EXC													
250 MXC													
250 EXC	00-05				102633	21.95	G	103610	118.69	G			
250 MXC								90-02					
								101674	108.97	G			
								03-16					
250 SX	00-02				102633	21.95	G	103610	118.69	G			
250 SX	03-06				102633	21.95	G	101674	108.97	G			
250 SX	03-06				102633	21.95	G	101674	108.97	G			
250 SX	07-16				102633	21.95	G	101674	108.97	G			
250 EXC													
250 XC													
250 XC-W													
250 SX	07-16				102633	21.95	G	101674	108.97	G			
250 EXC													
250 XC													
250 XC-W													
FRE-ERIDE 250R	14-16				102633	21.95	G	101674	108.97	G			
250 SX	96-16				102633	21.95	G	103610	118.69	G			
								90-02					
								101674	108.97	G			
								03-16					
300 EXC	91-94				102633	21.95	G	103610	118.69	G			
300 EXC	96-03				102633	21.95	G	103610	118.69	G			
300 EXC	04				102633	21.95	G	101674	108.97	G			
300 MXC													
300 EXC	05				102633	21.95	G	101674	108.97	G			
300 MXC	05												
300 XC	06-07												
300 XC-W	06-07												
300 EXC	08-16				102633	21.95	G	101674	108.97	G			
300 XC-W													
350 GS	86-94												
360 GS	89												
360 SX	96-97				102633	21.95	G	103610	118.69	G			
380 SX	98-02				102633	21.95	G	103610	118.69	G			
380 EXC													

WISECO BOTTOM END REBUILD KITS continued

MODEL	YEARS	COMPLETE BOTTOM END KIT			MAIN SEAL KIT			MAIN BEARING KIT			BOTTOM END GASKET KIT		
		Part No.	Price	Qty	Part No.	Price	Qty	Part No.	Price	Qty	Part No.	Price	Qty
KTM CONTINUED													
250 SX-F	06-12				104686	15.95	G	100954	129.49	G			
250 XC-F	07-12				06-10			06-10					
250 XCF-W	07-12				250SX-F			250SX-F					
250 EXC-F	07-13												
250 SX-F	06-12				104686	15.95	G	100954	129.49	G			
250 XC-F	07-12				06-10			06-10					
250 XCF-W	07-12				250SX-F			250SX-F					
250 EXC-F	07-13												
SUZUKI													
RM60	03	WPC130	224.95	G	102591	21.95	G				100373	41.07	G
RM65	03-05	WPC117	224.95	G	102627	21.95	G				101115	43.76	G
RM65	03-05	WPC117	224.95	G	102627	21.95	G				101115	43.76	G
RM80	77-81				102619	21.95	G	104687	19.85	G			
DS80	78-00				77-79			77-79					
					102620	21.95	G						
					80-81			80-81					
RM80	83-85				102613	21.95	G						
RM80	86-87				102615	21.95	G						
RM80	89-90				102617	21.95	G						
					89-98								
RM80	91-01				102617	21.95	G				100475	63.04	G
					89-98						91-98		
					102618	21.95	G						
					99-01								
RM80	91-01				102617	21.95	G				100475	63.04	G
					89-98						91-98		
					102618	21.95	G						
					99-01								
RM85	02-16	114722	224.95	G	102618	21.95	G						
RM85	02-16	114722	224.95	G	102618	21.95	G						
RM100	03-05	WPC119	224.95	G	102627	21.95	G				102846	53.29	G
		01-05									01-05		
		114721									104274	54.64	G
		06-16									06-16		
RM125	77-80				102622	21.95	G	104814	15.25	G			
								RIGHT ONLY					
RM125	81-84				102621	21.95	G	104814	15.25	G			
					1981			RIGHT ONLY					
					102616	21.95	G						
					82-88								
RM125	85-86				102616	21.95	G	104814	15.25	G			
								RIGHT ONLY					
RM125	87				102616	21.95	G	104814	15.25	G			
								RIGHT ONLY					
RM125	88				102616	21.95	G	104814	15.25	G			
								RIGHT ONLY					

- accessories
- body
- handlebar & grips
- cables & levers
- exhaust
- engine**
- fuel & intake
- electrical & ignition
- clutch
- drive
- bearings
- brakes
- steering & suspension
- tires
- tools & shop

ENGINE

WISECO BOTTOM END REBUILD KITS continued

MODEL	YEARS	COMPLETE BOTTOM END KIT			MAIN SEAL KIT			MAIN BEARING KIT			BOTTOM END GASKET KIT		
SUZUKI CONTINUED													
RM125	89				102617	21.95	G	102505	30.50	G			
RM125	90				102617	21.95	G	102505	30.50	G			
RM125	90-96				102617	21.95	G	102505	30.50	G	100676	93.41 G	
											1991		
RM125	91-96				102617	21.95	G	102505	30.50	G	100676	93.41 G	
											1991		
											100679	82.28 G	
											92-97		
RM125	97-99				102617	21.95	G	102505	30.50	G	100679	82.28 G	
					89-98						92-97		
					102618	21.95	G				102516	81.00 G	
					99-10						98-00		
RM125	00-03	WPC121	264.95	G	102618	21.95	G	102505	30.50	G	102516	81.00 G	
		01-03									98-00		
											102522	81.00 G	
											01-03		
RM125	00-03	WPC121	264.95	G	102618	21.95	G	102505	30.50	G	102516	81.00 G	
		01-03									98-00		
											102522	81.00 G	
											01-03		
RM125	00-03	WPC121	264.95	G	102618	21.95	G	102505	30.50	G	102516	81.00 G	
		01-03									98-00		
											102522	81.00 G	
											01-03		
RM125	00-03	WPC121	264.95	G	102618	21.95	G	102505	30.50	G	102516	81.00 G	
		01-03									98-00		
											102522	81.00 G	
											01-03		
RM125	04-10	WPC135	264.95	G	102618	21.95	G	102505	30.50	G	101084	83.02 G	
RM125	04-10	WPC135	264.95	G	102618	21.95	G	102505	30.50	G	101084	83.02 G	
RM250	77-81				104632	26.95	G	100249	27.91	G			
PE250	77-81				1981			77-80					
								104698	25.96	G			
								1981					
RM250	82-85				104632	26.95	G	100315	26.94	G			
RM250	86				104633	26.95	G	100315	26.94	G			
RM250	87-88				104633	26.95	G	100315	26.94	G			
RM250	89				104633	26.95	G	100249	27.91	G			
RM250	90				104633	26.95	G	100249	27.91	G			
RM250	91				104633	26.95	G	100249	27.91	G			
RM250	92-93				104633	26.95	G	100249	27.91	G			
RM250	94-95				104634	26.95	G	102506	43.50	G			
RM250	96-97				100482	32.95	G	102506	43.50	G			
RM250	98				100482	32.95	G	102506	43.50	G			
RM250	99				100482	32.95	G	102506	43.50	G			
RM250	00-02				104636	27.51	G	102506	43.50	G			
RM250	03-10	114725	294.95	G	104641	26.95	G	102506	43.50	G	104265	84.67 G	
		03-04			03-04			03-04					
		114726	294.95	G	104642	26.95	G	111977	119.77	G			
		05-10			05-10			05-10					
RM250	03-10	114725	294.95	G	104641	26.95	G	102506	43.50	G	104265	84.67 G	
		03-04			03-04			03-04					
		114726	294.95	G	104642	26.95	G	111977	119.77	G			
		05-10			05-10			05-10					
RMX250	89-92				104632	26.95	G	100283	35.70	G			
RMX250	93-99				104632	26.95	G	100283	35.70	G			
					89-94			89-94					
					100482	32.95	G	102506	43.50	G			
					95-98			95-98					

WISECO BOTTOM END REBUILD KITS continued

MODEL	YEARS	COMPLETE BOTTOM END KIT			MAIN SEAL KIT	MAIN BEARING KIT			BOTTOM END GASKET KIT				
		Part No.	Price	Qty		Part No.	Price	Qty	Part No.	Price	Qty		
SUZUKI CONTINUED													
RMZ250	04-06	104898	314.95	G		104095	64.70	G	103890	93.98	G		
RMZ250	04-06	104898	314.95	G		104095	64.70	G	103890	93.98	G		
RMZ250	04-06	104898	314.95	G		104095	64.70	G	103890	93.98	G		
RMZ250	07-09					112367	119.04	G					
RMZ250	07-09					112367	119.04	G					
RMZ250	07-09					112367	119.04	G					
RMZ250	07-09					112367	119.04	G					
RMZ250	10-16					111972	144.74	G					
RMZ250	10-16					111972	144.74	G					
RMZ250	10-16					111972	144.74	G					
DR350	90-99					100494	18.26	G	103927	58.32	G		
						RIGHT ONLY			MANUAL START				
DRZ400	00-15					111969	106.34	G	102519	81.00	G		
DRZ400	00-15					111969	106.34	G	102519	81.00	G		
DRZ400	00-15					111969	106.34	G	102519	81.00	G		
DRZ400	00-15					111969	106.34	G	102519	81.00	G		
RMZ450	05-07	104903	354.95	G		100731	78.38	G	101858	101.55	G		
RMZ450	05-07	104903	354.95	G		100731	78.38	G	101858	101.55	G		
RMZ450	08-12				104194	23.95	G	103289	98.05	G			
RMZ450	08-12				104194	23.95	G	103289	98.05	G			
RMZ450	08-12				104194	23.95	G	103289	98.05	G			
RMZ450	13-16				104194	23.95	G	103289	98.05	G			
RMZ450	13-16				104194	23.95	G	103289	98.05	G			
YAMAHA													
PW50	85-87								100638	38.81	G		
	90-15												
MX80	80-82												
TY80	74-75												
GT1	73-75												
PW80	91-06								103918	44.74	G		
BW80	86-90												
YZ80	76-80						104687	19.85	G				
							1977						
							104695	25.17	G				
							79-79						
							104687	19.85	G				
							80-92						
YZ80	81						104687	19.85	G				
YZ80	82-83				100123	16.95	G	104687	19.85	G			
YZ80	84				100123	16.95	G	104687	19.85	G			
YZ80	85				100123	16.95	G	104687	19.85	G			
YZ80	86-87				100123	16.95	G	104687	19.85	G			
YZ80	88-92				100123	16.95	G	104687	19.85	G			
YZ80	93-01	WPC122	224.95	G	100123	16.95	G	104696	24.57	G	100348	49.83	G
YZ80	93-01	WPC122	224.95	G	100123	16.95	G	104696	24.57	G	100348	49.83	G
YZ80	93-01	WPC122	224.95	G	100123	16.95	G	104696	24.57	G	100348	49.83	G
YZ85	02-16	WPC123	224.95	G	100123	16.95	G	104696	24.57	G	102518	48.00	G
PRO-LITE													
YZ85	02-16	WPC123	224.95	G	100123	16.95	G	104696	24.57	G	102518	48.00	G

- accessories
- body
- handlebar & grips
- cables & levers
- exhaust
- engine**
- fuel & intake
- electrical & ignition
- clutch
- drive
- bearings
- brakes
- steering & suspension
- tires
- tools & shop

ENGINE

WISECO BOTTOM END REBUILD KITS continued

MODEL	YEARS	COMPLETE BOTTOM END KIT			MAIN SEAL KIT			MAIN BEARING KIT			BOTTOM END GASKET KIT		
YAMAHA CONTINUED													
YZ100	76-83				102608 77-81	21.95	G	104706 77-81 RIGHT ONLY	14.64	G			
YZ125	76-82				102608 77-79 102609 80-85	21.95	G	104706 RIGHT ONLY	14.64	G			
YZ125	83				102609	21.95	G	104706 RIGHT ONLY	14.64	G			
YZ125	84				102609	21.95	G	104706 RIGHT ONLY	14.64	G			
YZ125	85				102609	21.95	G	104706 RIGHT ONLY	14.64	G			
YZ125	86-88				102603	21.95	G	104688	32.25	G			
YZ125	89				102603	21.95	G	104688	32.25	G			
YZ125	90-92				102603	21.95	G	104688	32.25	G			
YZ125	93				102603	21.95	G	104688	32.25	G			
YZ125	94-96				102603	21.95	G	104688	32.25	G	103883	55.53	G
YZ125	97				102603	21.95	G	104688	32.25	G	103883	55.53	G
YZ125	97-04	WPC124 98-00	264.95	G	102604 98-00	21.95	G	104688	32.25	G	103882	55.53	G
		WPC125 01-04	264.95	G	102601 01-04	21.95	G				100671	57.23	G
YZ125	97-04	WPC124 98-00	264.95	G	102604 98-00	21.95	G	104688	32.25	G	103882	55.53	G
		WPC125 01-04	264.95	G	102601 01-04	21.95	G				100671	57.23	G
YZ125	98-00	WPC124	264.95	G	102604	21.95	G	104688	32.25	G	103882	55.53	G
YZ125	01	WPC125	264.95	G	102601	21.95	G	104688	32.25	G	100671	57.23	G
YZ125	02	WPC125	264.95	G	102601	21.95	G	104688	32.25	G	100671	57.23	G
YZ125	03-04	WPC125	264.95	G	102601	21.95	G	104688	32.25	G	100671	57.23	G
YZ125	05-16	114720			102635	21.95		104688	32.25	G	104195	66.56	G
PRO-LITE													
YZ125	05-16	114720	264.95	G	102635	21.95	G	104688	32.25	G	104195	66.56	G
IT175	76-81				102608 1976	21.95	G	104706 RIGHT ONLY	14.64	G			
YZ175	76-81				YZ175 77-79 IT175 102609 80-83 IT175	21.95	G						
IT200	84-86				100276	49.95	G	104200	18.66	G			
WR200	92-98							100249	27.91	G			
YZ250	76-79				102612	21.95	G	104165	36.53	G			
IT250	78-80				77-83			77-78 IT250					
DT250	74-79				IT250			74-75 YZ250					
MX250	73-75				79-82 YZ250			104698 79-83 IT250 76-83 YZ250 73-75 MX250 74-79 DT250	25.96	G			
YZ250	80-82				102612	21.95	G	104698	25.96	G			
IT250	81-82												

WISECO BOTTOM END REBUILD KITS continued

MODEL	YEARS	COMPLETE BOTTOM END KIT			MAIN SEAL KIT			MAIN BEARING KIT			BOTTOM END GASKET KIT		
YAMAHA CONTINUED													
IT250	83				102612	21.95	G	104698	25.96	G			
YZ250	83-87				102612	21.95	G	104698	25.96	G			
YZ250	88-91				102606	21.95	G	102506	43.50	G			
WR250	91												
YZ250	92-98				102606	21.95	G	102506	43.50	G	104267	53.85 G	
					90-97						92-97		
					102605	21.95	G				104268	53.85 G	
					1998						1998		
YZ250	92-94				102606	21.95	G	102506	43.50	G			
WR250	92-94												
YZ250	95-98				102606	21.95	G	102506	43.50	G	104267	53.85 G	
WR250	95-98				90-97						92-97		
					YZ/						YZ/		
					WR250						WR250		
					102605						104268	53.85 G	
					1998						1998		
					YZ/						YZ/		
					WR250						WR250		
YZ250	99-01	WPC126	294.95	G	102602	21.95	G	102506	43.50	G	104189	54.19 G	
		99-00			99-00								
		WPC127	294.95	G	102611	21.95	G						
		01-02			01-02								
YZ250	02-16	WPC127	294.95	G	102611	21.95	G	102506	43.50	G	104189	54.19 G	
YZ250X	16	01-02											
		WPC134	294.95	G									
		03-16											
		YZ250											
		YZ250X											
YZ250	02-16	WPC127	294.95	G	102611	21.95	G	102506	43.50	G	104189	54.19 G	
YZ250X	16	01-02											
		WPC134	294.95	G									
		03-16											
		YZ250											
		YZ250X											
YZ250	99-16	WPC126	294.95	G	102602	21.95	G	102506	43.50	G	104189	54.19 G	
		99-00			99-00								
		WPC127	294.95	G	102611	21.95	G						
		01-02			01-16								
		WPC134	294.95	G									
		03-16											
DT400	75-78												
MX400	75-76												
IT400	77-78				102612	21.95	G	104165	36.53	G			
YZ400	77-78				76-79			76-79					
IT465	81-82				102612	21.95	G	104165	36.53	G			
YZ465	80-81												
IT490	83-84				102612	21.95	G	104165	36.53	G			
YZ490	82-83												
YZ490	84-90				102612	21.95	G	104165	36.53	G			
WR500	92-93												
YZ250F	01-04	104896	314.95	G				102413	112.21	G	104251	76.80 G	
WR250F	01-04	03-13						03-13			03-13		
		WR250F									WR250F		
		104895	314.95	G							104251	76.80 G	
		03-11									03-11		
		YZ250F									YZ250F		
WR250F	05-13	104896	314.95	G				102413	112.21	G	104251	76.80 G	
		03-13						03-13			03-13		
WR250F	05-13	104896	314.95	G				102413	112.21	G	104251	76.80 G	
		03-13						03-13			03-13		

- accessories
- body
- handlebar & grips
- cables & levers
- exhaust
- engine
- fuel & intake
- electrical & ignition
- clutch
- drive
- bearings
- brakes
- steering & suspension
- tires
- tools & shop

ENGINE

WISECO BOTTOM END REBUILD KITS continued

MODEL	YEARS	COMPLETE BOTTOM END KIT	MAIN SEAL KIT	MAIN BEARING KIT	BOTTOM END GASKET KIT
YAMAHA CONTINUED					
YZ250F	01-11	104896	314.95	G	
WR250F	01-13	03-13 WR250F			104251 76.80 G 03-13 WR250F
		104895	314.95	G	104250 76.80 G 01-13 YZ250F
YZ250F	01-04	YZ250F 104895	314.95	G	104250 76.80 G
		03-11 YZ250F			
YZ250F	05-07	104895	314.95	G	104250 76.80 G
		03-11 YZ250F			
YZ250F	05-07	104895	314.95	G	104250 76.80 G
		03-11 YZ250F			
YZ250F	08-11	104895	314.95	G	104250 76.80 G
		03-11 YZ250F			
YZ250F	12-13				104250 76.80 G
YZ250F	14-15				104250 76.80 G
YZ250FX	15				
WR250F	15				
TT350	85-98				
XT350	85-00				
YZ400F	98-99				104165 36.53 G 86-00
WR400F	98-00				100731 78.38 G
YZ400F	98-99				100731 78.38 G
WR400F	98-00				
YZ426F	00-02				100731 78.38 G
WR426F	01-02				
YZ426F	00-02				100731 78.38 G
WR426F	01-02				
YZ450F	03-05	104902			100731 78.38 G 103686 79.32 G 03-05 YZ450F
WR450F	03-06	03 YZ450F			101085 83.02 G 03 WR450F
		03 WR450F			100735 89.78 G 06-11 WR450F
YZ450F	06-09	104905			100735 89.78 G
WR450F	07-15	06-09 YZ450F			100735 89.78 G 06-09 YZ450F 07-15 WR450F
		104906			
		07-11 WR450F			
TT600	84-04				102517 112.50 G
XT600	84-04				88-04
SRX600	84-96				XT600
TENERE 600	84-96				TT600
TT600	84-04				102517 112.50 G
XT600	84-04				88-04
SRX600	84-96				XT600
TENERE 600	84-96				TT600

HOT RODS BOTTOM END KITS

- One fully assembled and factory trued original Hot Rods crankshaft
- Original Hot Rods main bearing and seal kit
- Complete top and bottom end gasket and seal kit
- Available as either an OE replacement or a displacement increasing stroker version
- One kit does it all



	YEAR		PART #		
HONDA					
CR 125R	90-97	Kit contains crankshaft, main bearing/seals and complete gasket set for complete installation.	871193	299.95	G
CR 125R	98-99	Kit contains crankshaft, main bearing/seals and complete gasket set for complete installation.	871126	319.95	G
CR 125R	00	Kit contains crankshaft, main bearing/seals and complete gasket set for complete installation.	871131	319.95	G
CR 125R	01-02	Kit contains crankshaft, main bearing/seals and complete gasket set for complete installation.	871127	319.95	G
CR 125R	03	Kit contains crankshaft, main bearing/seals and complete gasket set for complete installation.	871128	319.95	G
CR 125R	04	Kit contains crankshaft, main bearing/seals and complete gasket set for complete installation.	871129	319.95	G
CR 125R	05-07	Kit contains crankshaft, main bearing/seals and complete gasket set for complete installation.	871130	329.95	G
CR 250R	92-01	Kit contains crankshaft, main bearing/seals and complete gasket set for complete installation.	871148	369.95	G
CR 250R	02-04	Kit contains crankshaft, main bearing/seals and complete gasket set for complete installation.	871196	373.95	G
CR 250R	05-07	Kit contains crankshaft, main bearing/seals and complete gasket set for complete installation.	871132	373.95	G
CR 500R	87-88	Kit contains crankshaft, main bearing/seals and complete gasket set for complete installation.	871176	389.95	G
CR 500R	89-01	Kit contains crankshaft, main bearing/seals and complete gasket set for complete installation.	871120	399.95	G
CR 80R	86-91	Kit contains crankshaft, main bearing/seals and complete gasket set for complete installation.	871153	249.95	G
CR 80R	92-02	Kit contains crankshaft, main bearing/seals and complete gasket set for complete installation.	871109	259.95	G
CR 80RB	96-02	Kit contains crankshaft, main bearing/seals and complete gasket set for complete installation.	871109	259.95	G
CR 85R	03-04	Kit contains crankshaft, main bearing/seals and complete gasket set for complete installation.	871154	259.95	G
CR 85R	05-07	Kit contains crankshaft, main bearing/seals and complete gasket set for complete installation.	871208	259.95	G
CR 85RB	03-04	Kit contains crankshaft, main bearing/seals and complete gasket set for complete installation.	871154	259.95	G
CR 85RB	05-07	Kit contains crankshaft, main bearing/seals and complete gasket set for complete installation.	871208	259.95	G
CRF 150R	07-14	Kit contains stroker crankshaft, main bearing/seals and complete gasket set for complete installation. +2mm stroke. Makes 156cc. Uses stock piston. Bolt in and go!	871251	469.95	G
CRF 150R	07-14	Kit contains crankshaft, main bearing/seals and complete gasket set for complete installation.	871215	400.95	G
CRF 150RB	07-14	Kit contains stroker crankshaft, main bearing/seals and complete gasket set for complete installation. +2mm stroke. Makes 156cc. Uses stock piston. Bolt in and go!	871251	469.95	G
CRF 150RB	07-14	Kit contains crankshaft, main bearing/seals and complete gasket set for complete installation.	871215	400.95	G
CRF 250R	04-07	Kit contains stroker crankshaft, main bearing/seals and complete gasket set for complete installation. +1.5mm stroke. Makes 257cc. Uses stock piston. Bolt in and go!	871258	509.95	G
CRF 250R	04-07	Kit contains crankshaft, main bearing/seals and complete gasket set for complete installation.	871223	430.95	G
CRF 250R	08-09	Kit contains stroker crankshaft, main bearing/seals and complete gasket set for complete installation. Makes 257cc.	871144	509.95	G
CRF 250R	08-09	Kit contains crankshaft, main bearing/seals and complete gasket set for complete installation.	871139	474.95	G
CRF 250R	10-14	Kit contains stroker crankshaft, main bearing/seals and complete gasket set for complete installation. +2mm stroke. Makes 259cc. Uses stock piston. Bolt in and go!	871265	549.95	G
CRF 250R	10-14	Kit contains crankshaft, main bearing/seals and complete gasket set for complete installation.	871232	504.95	G
CRF 250X	04-13	Kit contains stroker crankshaft, main bearing/seals and complete gasket set for complete installation. +2mm stroke. Makes 259cc. Uses stock piston. Bolt in and go!	871264	519.95	G
CRF 250X	04-13	Kit contains crankshaft, main bearing/seals and complete gasket set for complete installation.	871230	439.95	G
CRF 450R	02-05	Kit contains stroker crankshaft, main bearing/seals and complete gasket set for complete installation. +3mm stroke. Makes 470cc. Uses stock piston. Bolt in and go!	871242	579.95	G
CRF 450R	02-05	Kit contains crankshaft, main bearing/seals and complete gasket set for complete installation.	871190	529.95	G
CRF 450R	06	Kit contains stroker crankshaft, main bearing/seals and complete gasket set for complete installation. +3mm stroke. Makes 470cc. Uses stock piston. Bolt in and go!	871277	579.95	G
CRF 450R	06	Kit contains crankshaft, main bearing/seals and complete gasket set for complete installation.	871276	529.95	G
CRF 450R	07-08	Kit contains stroker crankshaft, main bearing/seals and complete gasket set for complete installation. Makes 470cc	871141	599.95	G
CRF 450R	07-08	Kit contains crankshaft, main bearing/seals and complete gasket set for complete installation.	871125	549.95	G
CRF 450R	09-12	Kit contains stroker crankshaft, main bearing/seals and complete gasket set for complete installation. +3mm stroke. Makes 470cc. Uses stock piston. Bolt in and go!	871262	599.95	G
CRF 450R	09-12	Kit contains crankshaft, main bearing/seals and complete gasket set for complete installation.	871228	569.95	G
CRF 450R	13-14		871561	569.95	G
CRF 450X	05-14	Kit contains stroker crankshaft, main bearing/seals and complete gasket set for complete installation. +3mm stroke. Makes 470cc. Uses stock piston. Bolt in and go!	871247	629.95	G
CRF 450X	05-14	Kit contains crankshaft, main bearing/seals and complete gasket set for complete installation.	871209	574.95	G
KAWASAKI					
KLX 400	03-04	Kit contains stroker crankshaft, main bearing/seals and complete gasket set for complete installation. +4mm stroke. Makes 424cc. Uses stock piston. Bolt in and go!	871267	609.95	G
KLX 400	03-04	Kit contains crankshaft, main bearing/seals and complete gasket set for complete installation.	871199	529.95	G
KLX 450R	08-09	Kit contains crankshaft, main bearing/seals and complete gasket set for complete installation.	871166	546.95	G
KX 100	95-97	Kit contains stroker crankshaft, main bearing/seals and complete gasket set for complete installation. +2mm. Makes 103cc *Must machine cylinder head	871236	279.95	G
KX 100	95-97	Kit contains crankshaft, main bearing/seals and complete gasket set for complete installation.	871158	259.95	G
KX 100	98-05	Kit contains crankshaft, main bearing/seals and complete gasket set for complete installation.	871159	259.95	G

- accessories
- body
- handlebar & grips
- cables & levers
- exhaust
- engine
- fuel & intake
- electrical & ignition
- clutch
- drive
- bearings
- brakes
- steering & suspension
- tires
- tools & shop

HOT RODS BOTTOM END KITS CONTINUED

	YEAR		PART #	
KTM CONTINUED				
250 XCF-W	08-11	Kit contains crankshaft, main bearing/seals and complete gasket set for complete installation.	871269 579.95	G
250 XC-W	06	Kit contains crankshaft, main bearing/seals and complete gasket set for complete installation.	871115 479.95	G
250 XC-W	07	Kit contains crankshaft, main bearing/seals and complete gasket set for complete installation.	871117 479.95	G
250 XC-W	08-14	Kit contains crankshaft, main bearing/seals and complete gasket set for complete installation.	871118 479.95	G
300 EXC	04	Kit contains crankshaft, main bearing/seals and complete gasket set for complete installation.	871174 479.95	G
300 EXC	05	Kit contains crankshaft, main bearing/seals and complete gasket set for complete installation.	871116 479.95	G
300 EXC	08-11	Kit contains crankshaft, main bearing/seals and complete gasket set for complete installation.	871119 479.95	G
300 MXC	04	Kit contains crankshaft, main bearing/seals and complete gasket set for complete installation.	871174 479.95	G
300 MXC	05	Kit contains crankshaft, main bearing/seals and complete gasket set for complete installation.	871116 479.95	G
300 MXC	08-11	Kit contains crankshaft, main bearing/seals and complete gasket set for complete installation.	871119 479.95	G
300 XC	06-07	Kit contains crankshaft, main bearing/seals and complete gasket set for complete installation.	871116 479.95	G
300 XC	08-14	Kit contains crankshaft, main bearing/seals and complete gasket set for complete installation.	871119 479.95	G
300 XC-W	06-07	Kit contains crankshaft, main bearing/seals and complete gasket set for complete installation.	871116 479.95	G
300 XC-W	08-14	Kit contains crankshaft, main bearing/seals and complete gasket set for complete installation.	871119 479.95	G
50 SX	09-12		871289 289.95	G
50 SX	13-14		871291 289.95	G
65 SX	03-08	Kit contains crankshaft, main bearing/seals and complete gasket set for complete installation.	871189 299.95	G
65 SX	09-14	Kit contains crankshaft, main bearing/seals and complete gasket set for complete installation.	871177 389.95	G
65 XC	09	Kit contains crankshaft, main bearing/seals and complete gasket set for complete installation.	871177 389.95	G
85 SX	03-12	Kit contains crankshaft, main bearing/seals and complete gasket set for complete installation.	871211 339.95	G
85 SX	13-14		871288 399.95	G
SUZUKI				
DRZ 400	00-13	Kit contains stroker crankshaft, main bearing/seals and complete gasket set for complete installation. +4mm stroke. Makes 424cc. Uses stock piston. Bolt in and go!	871267 609.95	G
DRZ 400	00-13	Kit contains crankshaft, main bearing/seals and complete gasket set for complete installation.	871199 529.95	G
DRZ 400SM	05-09	Kit contains stroker crankshaft, main bearing/seals and complete gasket set for complete installation. +4mm stroke. Makes 424cc. Uses stock piston. Bolt in and go!	871267 609.95	G
DRZ 400SM	05-09	Kit contains crankshaft, main bearing/seals and complete gasket set for complete installation.	871199 529.95	G
RM 100	03	Kit contains crankshaft, main bearing/seals and complete gasket set for complete installation.	871159 259.95	G
RM 125	01-03	Kit contains crankshaft, main bearing/seals and complete gasket set for complete installation.	871178 359.95	G
RM 125	04-07	Kit contains crankshaft, main bearing/seals and complete gasket set for complete installation.	871185 359.95	G
RM 250	03-04	Kit contains crankshaft, main bearing/seals and complete gasket set for complete installation.	871198 419.95	G
RM 250	05	Kit contains crankshaft, main bearing/seals and complete gasket set for complete installation.	871133 419.95	G
RM 250	06-08	Kit contains crankshaft, main bearing/seals and complete gasket set for complete installation.	871134 419.95	G
RM 60	03	Kit contains crankshaft, main bearing/seals and complete gasket set for complete installation.	871156 249.95	G
RM 65	03-05	Kit contains crankshaft, main bearing/seals and complete gasket set for complete installation.	871155 259.95	G
RM 85	02-12	Kit contains crankshaft, main bearing/seals and complete gasket set for complete installation.	871207 259.95	G
RMZ 250	04-06	Kit contains crankshaft, main bearing/seals and complete gasket set for complete installation.	871203 459.95	G
RMZ 250	07-09	Kit contains stroker crankshaft, main bearing/seals and complete gasket set for complete installation. +3mm stroke. Makes 264cc. Uses stock piston. Bolt in and go!	871256 609.95	G
RMZ 250	07-09	Kit contains crankshaft, main bearing/seals and complete gasket set for complete installation.	871221 544.95	G
RMZ 250	10-13	Kit contains crankshaft, main bearing/seals and complete gasket set for complete installation.	871274 569.95	G
RMZ 450	05-07	Kit contains crankshaft, main bearing/seals and complete gasket set for complete installation.	871217 579.95	G
RMZ 450	08-12	Kit contains stroker crankshaft, main bearing/seals and complete gasket set for complete installation. +2.5mm stroke. Makes 467cc. Uses stock piston. Bolt in and go!	871259 689.95	G
RMZ 450	08-12	Kit contains crankshaft, main bearing/seals and complete gasket set for complete installation.	871224 619.95	G
RMZ 450	13	Kit contains crankshaft, main bearing/seals and complete gasket set to complete installation.	871290 629.95	G
YAMAHA				
WR 450F	04-06	Kit contains crankshaft, main bearing/seals and complete gasket set for complete installation.	871244 609.95	G
YZ 125	98-00	Kit contains crankshaft, main bearing/seals and complete gasket set for complete installation.	871121 309.95	G
YZ 125	01	Kit contains crankshaft, main bearing/seals and complete gasket set for complete installation.	871181 309.95	G
YZ 125	02-04	Kit contains crankshaft, main bearing/seals and complete gasket set for complete installation.	871122 309.95	G
YZ 125	05-14	Kit contains crankshaft, main bearing/seals and complete gasket set for complete installation.	871194 309.95	G
YZ 250	99-00	Kit contains crankshaft, main bearing/seals and complete gasket set for complete installation.	871182 379.95	G
YZ 250	01	Kit contains crankshaft, main bearing/seals and complete gasket set for complete installation.	871183 371.95	G
YZ 250	02	Kit contains crankshaft, main bearing/seals and complete gasket set for complete installation.	871123 371.95	G
YZ 250	03-14	Kit contains crankshaft, main bearing/seals and complete gasket set for complete installation.	871239 379.95	G
YZ 250F	03-13	Kit contains stroker crankshaft, main bearing/seals and complete gasket set for complete installation. +3mm stroke. Makes 264cc. Uses stock piston. Bolt in and go!	871243 549.95	G
YZ 250F	03-13	Kit contains crankshaft, main bearing/seals and complete gasket set for complete installation.	871191 504.95	G
YZ 450F	03-05	Kit contains crankshaft, main bearing/seals and complete gasket set for complete installation.	871192 509.95	G
YZ 450F	06-09	Kit contains stroker crankshaft, main bearing/seals and complete gasket set for complete installation. +3mm stroke. Makes 471cc. Uses stock piston. Bolt in and go.	871250 609.95	G
YZ 450F	06-09	Kit contains crankshaft, main bearing/seals and complete gasket set for complete installation.	871214 509.95	G
YZ 450F	10-13	Kit contains crankshaft, main bearing/seals and complete gasket set for complete installation.	871233 569.95	G
YZ 80	93-01	Kit contains crankshaft, main bearing/seals and complete gasket set for complete installation.	871179 249.95	G
YZ 85	02-14	Kit contains stroker crankshaft, main bearing/seals and complete gasket set for complete installation. +2mm stroke. Makes 103.5cc *Must machine cylinder head	871238 239.95	G
YZ 85	02-14	Kit contains crankshaft, main bearing/seals and complete gasket set for complete installation.	871180 229.95	G
WR 250F	03-09		871273 519.95	G

- accessories
- body
- handlebar & grips
- cables & levers
- exhaust
- engine
- fuel & intake
- electrical & ignition
- clutch
- drive
- bearings
- brakes
- steering & suspension
- tires
- tools & shop

ENGINE

HOT RODS CRANKSHAFTS

Hot Rods crankshafts are regarded as the premier alternative to costly manufacturer cranks. But, in addition to being a cost effective alternative, Hot Rods crankshafts also bring a level of uncompromising quality, design and innovation not seen in its competitors. One such innovation would be the Hot Rods line of drop-in stroker crankshafts. Not only do these stroker cranks bring about a heightened level of performance, but do so without costly case machining, custom cam chains and spacer plates. Better yet, many Hot Rods stroker cranks even utilize the engine's stock piston.



- accessories
- body
- handlebar & grips
- cables & levers
- exhaust
- engine
- fuel & intake
- electrical & ignition
- clutch
- drive
- bearings
- brakes
- steering & suspension
- tires
- tools & shop

	YEAR		PART #	
HONDA				
CR 125R	90-07		870095 229.95	G
CR 250R	92-01		870096 269.95	G
CR 250R	02-07		870097 249.95	G
CR 500R	87-01		870098 299.95	G
CR 80R	86-02		870099 184.95	G
CR 80RB	96-02		870099 184.95	G
CR 85R	03-04		870099 184.95	G
CR 85R	05-07		870100 183.96	G
CR 85RB	03-04		870099 184.95	G
CR 85RB	05-07		870100 183.96	G
CRF 150R	07-15	H.D. OEM Replacement	870101 229.95	G
CRF 150RB	07-15	H.D. OEM Replacement	870101 229.95	G
CRF 250R	04-09	H.D. OEM Replacement	870103 319.95	G
CRF 250R	10-15		870105 319.95	G
CRF 250X	04-13	H.D. OEM Replacement	870107 299.95	G
CRF 450R	02-08	H.D. OEM Replacement	870109 349.95	G
CRF 450R	09-12		870111 379.95	G
CRF 450R	13-15		871091 389.95	G
CRF 450X	05-14	H.D. OEM Replacement	870113 349.95	G
KAWASAKI				
KLX 400	03-04	H.D. OEM Replacement	870115 335.95	G
KLX 450R	08-12	H.D. OEM Replacement	870117 359.95	G
KX 100	95-05		870118 179.95	G
KX 100	06-13		870120 204.95	G
KX 100	14-15		871577 219.95	G
KX 125	03-05		870122 229.95	G
KX 250	92-04		870123 289.95	G
KX 250	05		870124 289.95	G
KX 250F	04-08	H.D. OEM Replacement	870125 299.95	G
KX 250F	09	H.D. OEM Replacement	870126 289.95	G
KX 250F	10	H.D. OEM Replacement	870127 289.95	G
KX 250F	11-15	H.D. OEM Replacement	871010 319.95	G
KX 450F	07-08	H.D. OEM Replacement	870128 354.95	G
KX 450F	09	H.D. OEM Replacement	870130 349.95	G
KX 450F	10-15	H.D. OEM Replacement	871009 365.95	G
KX 60	83-03		870132 199.95	G
KX 65	00-05		870133 191.95	G
KX 65	06-15		870134 204.95	G
KX 80	91-00		870118 179.95	G
KX 85	01-05		870118 179.95	G
KX 85	06-13		870120 204.95	G
KX 85	14-15		871577 219.95	G
KTM				
105 SX	04-11		870135 239.95	G
125 SX	01-14		870136 335.95	G
144 SX	07-08		870137 335.95	G
150 SX	09-14		870137 335.95	G
150 XC	10-14		870137 335.95	G
200 XC	07-09		870138 335.95	G
200 XC-W	07-14		870138 335.95	G
250 EXC	04-05, 08-11		870139 335.95	G
250 EXC-F	06-07		870140 389.95	G
250 MXC	08-11		870139 335.95	G
250 SX	03-14		870141 335.95	G
250 SX-F	05-10		870142 389.95	G
250 SX-F	11-12		871012 409.95	G

	YEAR		PART #	
KTM CONTINUED				
250 SX-F	13-14		871093 495.95	G
250 SXS	03-04, 06-07		870141 335.95	G
250 XC	06-14		870139 335.95	G
250 XC-F	07-09		870140 389.95	G
250 XC-F	11-12		871012 409.95	G
250 XC-F	13-14		871093 495.95	G
250 XCF-W	08-11		870140 389.95	G
250 XCF-W	12-13		871012 409.95	G
250 XC-W	06-14		870139 335.95	G
300 EXC	04-05, 08-11		870139 335.95	G
300 MXC	04-05, 08-11		870139 335.95	G
300 XC	06-14		870139 335.95	G
300 XC-W	06-14		870139 335.95	G
50 SX	06-08		871578 229.95	G
50 SX	09-14		871092 229.95	G
50 SX JR	06-08		871578 229.95	G
50 SX PRO JR	04-05		871578 229.95	G
50SX PRO SR	04-05		871578 229.95	G
65 SX	03-08		870143 238.95	G
65 SX	09-14		871011 279.95	G
65 XC	09		871011 279.95	G
85 SX	03-12		870135 239.95	G
85 SX	13-14		871090 269.95	G
SUZUKI				
DRZ 400	00-14	H.D. OEM Replacement	870115 335.95	G
DRZ 400SM	05-09, 14	H.D. OEM Replacement	870115 335.95	G
RM 100	03		870118 179.95	G
RM 125	01-03		870144 251.95	G
RM 125	04-08		870145 251.95	G
RM 250	03-08		870146 314.95	G
RM 60	03		870132 199.95	G
RM 65	03-05		870133 191.95	G
RM 85	02-12		870147 210.95	G
RMZ 250	04-06	H.D. OEM Replacement	870125 299.95	G
RMZ 250	07-09		870148 319.95	G
RMZ 250	10-14		871089 369.95	G
RMZ 450	05-07		870150 335.95	G
RMZ 450	08-12		870151 359.95	G
RMZ 450	13-14		871094 389.95	G
YAMAHA				
WR 450F	04-06		870153 359.95	G
YZ 125	97-00		870154 251.95	G
YZ 125	01-04		870155 251.95	G
YZ 125	05-14		870156 251.95	G
YZ 250	99-00		870157 289.95	G
YZ 250	01-02		870158 279.95	G
YZ 250	03-14		870159 289.95	G
YZ 250F	03-13		870160 329.95	G
YZ 250F	14-15		871576 321.95	G
YZ 450F	03-05		870162 328.95	G
YZ 450F	06-09		870163 328.95	G
YZ 450F	10-15		870165 328.95	G
YZ 80	93-01		870166 208.95	G
YZ 85	02-14		870167 183.96	G
WR 250F	03-13		871013 339.95	G
WR 250R	08-14		870169 319.95	G
WR 250X	08-11		870169 319.95	G

HEAVY DUTY DROP-IN STROKER CRANKSHAFTS

In addition to Hot Rods heavy duty OEM replacement crankshafts, Hot Rods also offers a full line of drop-in stroker crankshafts. Not only do these stroker cranks bring about a heightened level of performance and increased displacement, but do so without costly case machining, custom cam chains or spacer plates. Better yet, many Hot Rods stroker cranks even utilize the engine's stock piston.



Additional Hot Rods stroker crankshaft features:

- All stroker crankshafts are sold complete and ready for installation with the original proven Hot Rods connecting rods, top end bearings and crankshaft webs
- Factory assembled and trued

	YEAR		PART#	
HONDA				
CRF 150R	07-15	Heavy Duty (+2mm stroke) makes 156cc. Uses stock piston. Bolt in and go! When using Cylinder Works #11004-K01 makes 166cc.	870102	289.95 G
CRF 150RB	07-15	Heavy Duty (+2mm stroke) makes 156cc. Uses stock piston. Bolt in and go! When using Cylinder Works #11004-K01 makes 166cc.	870102	289.95 G
CRF 250R	04-09	Heavy Duty (+1.5mm stroke) makes 257cc. Uses stock piston. Bolt in and go! When using Cylinder Works #11001-K01 makes 277cc. When using Cylinder Works #12001-K01 makes 263cc.	870104	359.95 G
CRF 250R	10-15	Heavy Duty (+2mm stroke) makes 259cc. Uses stock piston Bolt in and go!	870106	359.95 G
CRF 250X	04-13	Heavy Duty (+2 mm stroke) makes 259cc. Uses stock piston. Bolt in and go! When using Cylinder Works #11001-k01 makes 277cc. When using Cylinder Works #12001-k01 makes 263cc.	870108	361.95 G
CRF 450R	02-08	Heavy Duty (+3mm stroke) makes 470cc. Uses stock piston. Bolt in and go! When using Cylinder Works #11002-K01 makes 511cc.	870110	405.96 G
CRF 450R	09-12	Heavy Duty (+3mm stroke) makes 470cc. Uses stock piston. Bolt in and go! When using Cylinder Works #11002-K01 makes 511cc.	870112	449.95 G
CRF 450X	05-14	Heavy Duty (+3mm stroke) makes 470cc. Uses stock piston. Bolt in and go! When using Cylinder Works #11008-K01 makes 500cc.	870114	409.95 G
KAWASAKI				
KLX 400	03-04	Heavy Duty (+4mm stroker) makes 424cc. Uses stock piston. Bolt in and go! When using Cylinder Works #41001-K01 makes 469cc.	870116	414.95 G
KX 100	95-05	(+2mm stroke) Important: Must modify cylinder head.	870119	209.95 G
KX 100	06-13	(+4mm stroke) Makes 107.88cc. *Must machine cylinder head	870121	220.94 G
KX 100	14-15		871590	319.95 G
KX 450F	07-08	Heavy Duty (+3mm stroke) makes 471cc. Uses stock piston. Requires small modification to cases.	870129	435.96 G
KX 450F	09	Heavy Duty (+3mm stroker) makes 471cc. Uses stock piston. Bolt in and go!	870131	424.96 G
KX 85	01-05	(+2mm stroke) Important: Must modify cylinder head.	870119	209.95 G
KX 85	06-13	(+4mm stroke) Makes 107.88cc. *Must machine cylinder head	870121	220.94 G
KX 85	14-15		871590	319.95 G
KTM				
250 SX-F	05-10	Heavy Duty (+3mm stroke) makes 262cc. Uses stock piston. Bolt in and go. When using Cylinder Works #51002-K01 makes 290cc.	871415	489.95 G
250 SX-F	11-12	Heavy Duty (+3mm stroker) makes 263cc. Uses stock piston. Botl in and go!	871416	509.95 G
250 XC-F	11-12	Heavy Duty (+3mm stroker) makes 263cc. Uses stock piston. Botl in and go!	871416	509.95 G
250 XCF-W	12-13	Heavy Duty (+3mm stroker) makes 263cc. Uses stock piston. Botl in and go!	871416	509.95 G
SUZUKI				
DRZ 400	00-14	Heavy Duty (+4mm stroker) makes 424cc. Uses stock piston. Bolt in and go! When using Cylinder Works #41001-K01 makes 469cc.	870116	414.95 G
DRZ 400SM	05-09,14	Heavy Duty (+4mm stroker) makes 424cc. Uses stock piston. Bolt in and go! When using Cylinder Works #41001-K01 makes 469cc.	870116	414.95 G
RMZ 250	07-09	Heavy Duty (+3mm stroke) Makes 264cc. Uses stock piston. Bolt in and go! When using Cylinder Works #31001-K01 makes 285cc.	870149	389.95 G
RMZ 450	08-12	Heavy Duty (+2.5mm stroker) makes 467cc. Uses stock piston. Bolt in and go!	870152	435.96 G
YAMAHA				
YZ 250F	03-13	Heavy Duty (+3mm stroke) makes 264cc. Uses stock piston. Bolt in and go. When using Cylinder Works #21002-k01 makes 285cc.	870161	369.96 G
YZ 250F	14-15		871589	394.95 G
YZ 450F	06-09	Heavy Duty (+3mm stroke). Makes 471cc. Uses stock piston. Bolt in and go. When using Cylinder Works #21003-k01 makes 500cc.	870164	428.95 G
YZ 85	02-14	(+2mm stroke) makes 88cc *must modify cyllinder head	870168	199.95 G
WR 250R	08-14	Heavy Duty (+3mm stroke) makes 263cc. Uses stock piston Bolt in and go!	870170	369.96 G
WR 250X	08-11	Heavy Duty (+3mm stroke) makes 263cc. Uses stock piston Bolt in and go!	870170	369.96 G

- accessories
- body
- handlebar & grips
- cables & levers
- exhaust
- engine**
- fuel & intake
- electrical & ignition
- clutch
- drive
- bearings
- brakes
- steering & suspension
- tires
- tools & shop

ENGINE

CONNECTING RODS



One single connecting rod is where it all began for Hot Rods and, now, with over a decade of experience, continuously improved designs and an ever expanding line of applications; Hot Rods has continued to be, not only "The Original" aftermarket replacement rod, but the best aftermarket replacement rod. All of our rods are created from 8620 case hardened steel. But, in addition to that, our rods also undergo a process of double forging which helps to improve grain flow as well as dimensional consistency — and that means a rod of uncompromising strength. To improve fatigue durability, all of our rods are also shot peened. This process, utilizing a stainless steel shot, helps to remove stress risers and creates more smoothly blended radiuses. And, in the end, a Hot Rods connecting rod is one of the most durable rods that enthusiasts and engine builders can buy. However, a rod is only as good as its supporting parts and that's why a Hot Rods kit features only the most advanced and durable bearings, crank pins and thrust washers. Case hardened, silver coated, flat profile KU bearings are used throughout our entire line and high-quality, long shouldered KZ bearings are used in our two-stroke wrist pin bearing applications. In short, our bearings are just as tough and reliable as our rods. Even our crank pins are subjected to the same rigorous standards as our rods and bearings. Each Hot Rods crank pin is created from hot-rolled ASTM 4115 steel and case-hardened to a level of 58–62 Rc.

MODEL	YEAR	BIG END BEARING	BIG END BORE	BIG END WIDTH	CENTER TO CENTER	PIN DIA	PIN LENGTH	SMALL END BEARING	SMALL END BORE	SMALL END WIDTH	WASHER THICKNESS	PART #
HONDA												
CR 125R	81-84	22x28x15.7	28	15.95	100	22	52.9	14x18x19.6	18	17.9	1	870027 119.95 G
CR 125R	85-87	22x28x16	28	16	104	22	54	14x18x19	18	16	1	870028 119.95 G
CR 125R	88-07	22x28x15.7	28	16	104	22	54	15x19x16.6	19	16	1	870039 119.95 G
CR 250R	83-01	24x31x17	31	16.9	125.4	24	59.5	18x22x22	22	19.9	.85 / 1.25	870002 119.95 G
CR 250R	02-07	25x32x16.3	32	16.5	125.3	25	60	18x22x21.7	22	20	1	870029 119.95 G
CR 500R	87-01	26x34x20	34	19.75	144	26	67.5	20x25x28	25	23.98	1.5	870030 119.95 G
CR 80R	86-02	20x26x14	26	13.97	97	20	44.7	14x18x16.5	18	13.97	1	870031 99.95 G
CR 80RB	96-02	20x26x14	26	13.97	97	20	44.7	14x18x16.5	18	13.97	1	870031 99.95 G
CR 85R	03-07	20x26x14	26	13.97	97	20	44.7	14x18x16.5	18	13.97	1	870031 99.95 G
CR 85RB	03-07	20x26x14	26	13.97	97	20	44.7	14x18x16.5	18	13.97	1	870031 99.95 G
CRF 150R	07-15	25x32x15.7	32	15.75	75.4	25	50	Bushing	14	14	0.94	870032 119.95 G
CRF 150RB	07-15	25x32x15.7	32	15.75	75.4	25	50	Bushing	14	14	0.94	870032 119.95 G
CRF 250R	04-15	30x38x18	38	17.8	90	30	52.85	Bushing	16	15	1	870033 159.95 G
CRF 250X	04-13	30x38x18	38	17.8	90	30	52.85	Bushing	16	15	1	870033 159.95 G
CRF 450R	02-08	34x42x20	42	19.75	105.5	34	60.8	Bushing	19	18	Not Used	870034 159.95 G
CRF 450R	09-15	33x41x19.8	41	19.8	102	33	60.9	No Bushing	19	17.9	0.95	870035 159.95 G
CRF 450X	05-14	34x42x20	42	19.75	105.5	34	65	Bushing	19	18	2	870006 159.95 G
XL 600R	83-87	38x48x23	48	22.95	134	38	64.9	Bushing	24	22.95	1	870036 159.95 G
XR 250R	86-04	32x41x17.8	41	18.1	105	32	57.9	Bushing	17	18.1	1	870037 159.95 G
XR 400R	96-04	34x43x20	43	19.95	122.6	34	65.9	Bushing	20	19.95	Not Used	870038 159.95 G
XR 600R	85-00	38x48x23	48	22.95	134	38	64.9	Bushing	24	22.95	1	870036 159.95 G
KAWASAKI												
KDX 200	89-06	22x29x16.7	29	16.9	109	22	51.1	16x21x19.4	21	16.9	1	870040 119.95 G
KDX 220	97-05	22x29x16.7	29	16.9	109	22	51.1	16x21x19.4	21	16.9	1	870040 119.95 G
KDX 250	91-94	24x32x20	32	19.95	125	24	58.4	18x22x24	22	21.95	2	870041 119.95 G
KDX 80	82-88	22x28x14	28	13.98	92	22	46.4	14x18x17.2	18	15.96	1	870042 99.95 G
KLX 400	03-04	35x43x21.7	43	21.8	107	35	61.8	Bushing	20	20	Not Used	870000 159.95 G
KLX 450R	08-13	34x42x19.65	42	19.97	101	34	60	Bushing	19	18	Not used	870043 159.95 G
KX 100	95-97	22x28x14	28	13.98	92	22	46.4	14x18x17.2	18	15.96	1	870042 99.95 G
KX 100	98-15	22x28x14	28	13.98	92	22	46.4	14x18x17.2	18	15.96	2	870044 99.95 G
KX 125	79-87, 92-93	22x29x16.7	29	16.9	106	22	50.9	16x21x19.4	21	16.9	1	870048 119.95 G
KX 125	88-91	22x29x16.7	29	16.9	109	22	51.1	16x21x19.4	21	16.9	1	870040 119.95 G
KX 125	94-97	22x29x16.7	29	16.9	106	22	50.9	15x19x16.6	19	16.9	1	870045 119.95 G
KX 125	98-02	22x29x16.6	29	16.9	104	22	51	15x19x19.3	19	16.9	1	870046 119.95 G
KX 125	03-05	22x29x16.8	29	16.93	104	22	54.8	15x19x19.4	19	16.93	1	870047 119.95 G
KX 250	02-07	24x32x20	32	19.95	125	24	58.4	18x22x24	22	21.95	2	870041 119.95 G
KX 250F	04-09	30x38x17.7	38	17.98	92.5	24	54.9	Bushing	16	15.1	Not Used	870049 159.95 G
KX 250F	10-15	KU30x38x17.8	38	17.98	92.5	30	55.9	bushing	16	15.1	0.5	870050 159.95 G
KX 450F	07-08	34x42x19.65	42	19.97	101	34	60	Bushing	19	18	Not used	870043 159.95 G
KX 450F	09-15	34x42x19.7	42	19.97	101	34	62	No Bushing	19	18	1	870051 159.95 G
KX 500	85-04	26x33x22	33	21.97	145	26	54.4	19x24x25	24	21.97	1	870052 119.95 G
KX 60	83-03	20x26x13.8	26	13.9	85	20	45.8	12x16x15.3	16	13.9	1	870053 99.95 G
KX 65	00-15	20x26x13.8	26	13.9	85	20	45.8	12x16x15.3	16	13.9	1	870053 99.95 G
KX 80	82-97	22x28x14	28	13.98	92	22	46.4	14x18x17.2	18	15.96	1	870042 99.95 G
KX 80	98-00	22x28x14	28	13.98	92	22	46.4	14x18x17.2	18	15.96	2	870044 99.95 G
KX 85	01-15	22x28x14	28	13.98	92	22	46.4	14x18x17.2	18	15.96	2	870044 99.95 G



CONNECTING RODS CONTINUED

MODEL	YEAR	BIG END BEARING	BIG END BORE	BIG END WIDTH	CENTER TO CENTER	PIN DIA	PIN LENGTH	SMALL END BEARING	SMALL END BORE	SMALL END WIDTH	WASHER THICKNESS	PART #
KTM												
105 SX	04-11	22x28x16	28	16	96	22	46.1	14x18x13	18	13	1	870054 99.95 G
125 EXC	98-06	22x28x16	28	15.9	110	22	54.8	15x19x19	19	17.9	1	870055 119.95 G
125 EXC	07-09	22x28x15.7	28	15.9	110	22	55	15x19x20	19	15.9	1	870056 119.95 G
125 SX	98-06	22x28x16	28	15.9	110	22	54.8	15x19x19	19	17.9	1	870055 119.95 G
125 SX	07-09	22x28x15.7	28	15.9	110	22	55	15x19x20	19	15.9	1	870056 119.95 G
125 SX	11-14	22x28x15.7	28	15.9	110	22	55	15x19x20	19	15.9	1	870056 119.95 G
144 SX	07-08	22x28x15.7	28	15.9	110	22	55	15x19x20	19	15.9	1	870056 119.95 G
150 SX	09-14	22x28x15.7	28	15.9	110	22	55	15x19x20	19	15.9	1	870056 119.95 G
150 XC	10-14	22x28x15.7	28	15.9	110	22	55	15x19x20	19	15.9	1	870056 119.95 G
200 XC	98-09	22x28x15.8	28	15.9	118	22	54.9	16x20x19.7	20	15.9	1	870057 119.95 G
200 XC-W	98-14	22x28x15.8	28	15.9	118	22	54.9	16x20x19.7	20	15.9	1	870057 119.95 G
250 EXC	90-99	24x31x17	31	16.9	132	24	59.9	18x22x20	22	16.9	1	870058 119.95 G
250 EXC	03-05	35x43x21.7	43	21.9	129	35	64.6	Bushing	20	21.9	0.95	870010 159.95 G
250 EXC	04-11	24x31x16.6	31	16.9	124.9	24	59.8	18x22x20	22	16.9	1	870059 119.95 G
250 EXC-F	06-07	30x38x17.7	38	17.9	98	30	53.7	Bushing	16	17.9	NA	870060 159.95 G
250 SX	90-99	24x31x17	31	16.9	132	24	59.9	18x22x20	22	16.9	1	870058 119.95 G
250 SX	03-14	24x31x16.6	31	16.9	124.9	24	59.8	18x22x20	22	16.9	1	870059 119.95 G
250 SX-F	05-12	30x38x17.7	38	17.9	98	30	53.7	Bushing	16	17.9	NA	870060 159.95 G
250 SX-F	13-14	--	--	--	--	--	--	--	--	--	--	871095 309.95 G
250 SXS	03-04	24x31x16.6	31	16.9	124.9	24	59.8	18x22x20	22	16.9	1	870059 119.95 G
250 SXS	06-07	24x31x16.6	31	16.9	124.9	24	59.8	18x22x20	22	16.9	1	870059 119.95 G
250 SXS-F	06-08	30x38x17.7	38	17.9	98	30	53.7	Bushing	16	17.9	NA	870060 159.95 G
250 XC	90-99	24x31x17	31	16.9	132	24	59.9	18x22x20	22	16.9	1	870058 119.95 G
250 XC	03-05	35x43x21.7	43	21.9	129	35	64.6	Bushing	20	21.9	0.95	870010 159.95 G
250 XC	04-14	24x31x16.6	31	16.9	124.9	24	59.8	18x22x20	22	16.9	1	870059 119.95 G
250 XC-F	07-09, 11	30x38x17.7	38	17.9	98	30	53.7	Bushing	16	17.9	NA	870060 159.95 G
250 XC-F	13-14	--	0	0	0	0	0	--	0	0	--	871095 309.95 G
250 XCF-W	08-13	30x38x17.7	38	17.9	98	30	53.7	Bushing	16	17.9	NA	870060 159.95 G
250 XC-W	90-99	24x31x17	31	16.9	132	24	59.9	18x22x20	22	16.9	1	870058 119.95 G
250 XC-W	03-05	35x43x21.7	43	21.9	129	35	64.6	Bushing	20	21.9	0.95	870010 159.95 G
250 XC-W	04-14	24x31x16.6	31	16.9	124.9	24	59.8	18x22x20	22	16.9	1	870059 119.95 G
300 EXC	90-03	24x31x17	31	16.9	132	24	59.9	18x22x20	22	16.9	1	870058 119.95 G
300 EXC	04-11	24x31x16.6	31	16.9	124.9	24	59.8	18x22x20	22	16.9	1	870059 119.95 G
300 MXC	90-03	24x31x17	31	16.9	132	24	59.9	18x22x20	22	16.9	1	870058 119.95 G
300 MXC	04-11	24x31x16.6	31	16.9	124.9	24	59.8	18x22x20	22	16.9	1	870059 119.95 G
300 XC	90-03	24x31x17	31	16.9	132	24	59.9	18x22x20	22	16.9	1	870058 119.95 G
300 XC	04-14	24x31x16.6	31	16.9	124.9	24	59.8	18x22x20	22	16.9	1	870059 119.95 G
300 XC-W	90-03	24x31x17	31	16.9	132	24	59.9	18x22x20	22	16.9	1	870058 119.95 G
300 XC-W	04-14	24x31x16.6	31	16.9	124.9	24	59.8	18x22x20	22	16.9	1	870059 119.95 G
350 EXC-F	12-13	KU32x41x19.8	41	19.9	102	32	60	N/A	18	17	N/A	871007 169.95 G
350 SX-F	11-12	KU32x41x19.8	41	19.9	102	32	60	N/A	18	17	N/A	871007 169.95 G
350 SX-F	13-14	--	--	--	--	--	--	--	--	--	--	871096 309.95 G
350 XC-F	11-12	KU32x41x19.8	41	19.9	102	32	60	N/A	18	17	N/A	871007 169.95 G
350 XC-F	13-14	--	--	--	--	--	--	--	--	--	--	871096 309.95 G
350 XCF-W	12-13	KU32x41x19.8	41	19.9	102	32	60	N/A	18	17	N/A	871007 169.95 G
450 EXC	03-07	35x43x21.7	43	21.9	129	35	64.6	Bushing	20	21.9	0.95	870010 159.95 G
450 EXC	08-11	35x42x19.7	42	19.9	114	35	62.7	Bushing	19	19.9	NA	870061 159.95 G
450 EXC-R	03-07	35x43x21.7	43	21.9	129	35	64.6	Bushing	20	21.9	0.95	870010 159.95 G
450 EXC-R	08-10	35x42x19.7	42	19.9	114	35	62.7	Bushing	19	19.9	NA	870061 159.95 G
450 MXC	03-05	35x43x21.7	43	21.9	129	35	64.6	Bushing	20	21.9	0.95	870010 159.95 G
450 SMR	08	35x42x19.7	42	19.9	107.4	35	64	Bushing	19	16.95	NA	870063 159.95 G
450 SMR	05-07	32x41x19.8	41	19.9	119.1	32	64.7	Bushing	20	19.9	NA	870062 159.95 G
450 SX-F	03-06	32x41x19.8	41	19.9	119.1	32	64.7	Bushing	20	19.9	NA	870062 159.95 G
450 SX-F	07-12	35x42x19.7	42	19.9	107.4	35	64	Bushing	19	16.95	NA	870063 159.95 G
450 XC	06-07	32x41x19.8	41	19.9	119.1	32	64.7	Bushing	20	19.9	NA	870062 159.95 G
450 XC	08-09	35x42x19.7	42	19.9	107.4	35	64	Bushing	19	16.95	NA	870063 159.95 G
450 XC-F	08-09	35x42x19.7	42	19.9	107.4	35	64	Bushing	19	16.95	NA	870063 159.95 G
450 XC-F	03-14	--	--	--	--	--	--	--	--	--	--	871566 199.95 G
450 XCR-W	08	35x42x19.7	42	19.9	114	35	62.7	Bushing	19	19.9	NA	870061 159.95 G
450 XC-W	07	35x43x21.7	43	21.9	129	35	64.6	Bushing	20	21.9	0.95	870010 159.95 G
450 XC-W	08-11	35x42x19.7	42	19.9	114	35	62.7	Bushing	19	19.9	NA	870061 159.95 G
50	94-00	16x22x12	22	12	77	16	30	12x15x15	15	12	Not Used	870064 99.95 G
50 SX	06-14	16x22x11.8	22	11.8	85	16	36	12x15x14.8	15	14	0.85	871097 109.95 G
50 SX JR	06-08	16x22x11.8	22	11.8	85	16	36	12x15x14.8	15	14	0.85	871097 109.95 G
50 SX PRO JR	04-05	16x22x11.8	22	11.8	85	16	36	12x15x14.8	15	14	0.85	871097 109.95 G
50 SX PRO SR	04-05	16x22x11.8	22	11.8	85	16	36	12x15x14.8	15	14	0.85	871097 109.95 G
525 EXC	03-07	35x43x21.7	43	21.9	129	35	64.6	Bushing	20	21.9	0.95	870010 159.95 G

- accessories
- body
- handlebar & grips
- cables & levers
- exhaust
- engine
- fuel & intake
- electrical & ignition
- clutch
- drive
- bearings
- brakes
- steering & suspension
- tires
- tools & shop

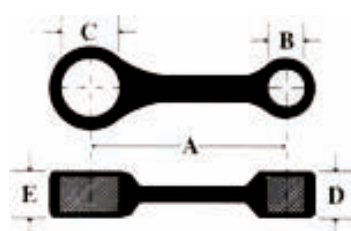
ENGINE

CONNECTING RODS CONTINUED



MODEL	YEAR	BIG END BEARING	BIG END BORE	BIG END WIDTH	CENTER TO CENTER	PIN DIA	PIN LENGTH	SMALL END BEARING	SMALL END BORE	SMALL END WIDTH	WASHER THICKNESS	PART #
KTM CONTINUED												
525 MXC	03-07	35x43x21.7	43	21.9	129	35	64.6	Bushing	20	21.9	0.95	870010 159.95 G
525 SMR	03-07	35x43x21.7	43	21.9	129	35	64.6	Bushing	20	21.9	0.95	870010 159.95 G
525 SX	03-07	35x43x21.7	43	21.9	129	35	64.6	Bushing	20	21.9	0.95	870010 159.95 G
525 XC	03-07	35x43x21.7	43	21.9	129	35	64.6	Bushing	20	21.9	0.95	870010 159.95 G
530 EXC	09-11	KU35x42x19.8	42	19.9	120	35	62.8	Bushing	19	19.9	N/A	870065 159.95 G
530 XC-W	11	KU35x42x19.8	42	19.9	120	35	62.8	Bushing	19	19.9	N/A	870065 159.95 G
540 SXS	04	35x43x21.7	43	21.9	129	35	64.6	Bushing	20	21.9	0.95	870010 159.95 G
65 SX	98-02	18x24x15	24	14.9	88	18	56	12x15x17	15	13	1	870066 99.95 G
65 SX	03-07	18x24x15	24	15	88	18	42	12x15x17	15	14.9	1	870067 99.95 G
65 SX	09-14	18x24x14.8	24	14.9	88	18	54.4	12x15x16.3	15	13	1	871006 99.95 G
65 XC	09	18x24x14.8	24	14.9	88	18	54.4	12x15x16.3	15	13	1	871006 99.95 G
65 XC	02-08	18x24x15	24	15	88	18	42	12x15x17	15	14.9	1	870067 99.95 G
85 SX	13-14	20x26x14.8	26	15	96	20	46	14x18x16.8	18	13.9	1	871098 109.95 G
85 SX	03-12	22x28x16	28	16	96	22	46.1	14x18x13	18	13	1	870054 99.95 G
LEM 50	97-01	16x22x12	22	12	77	16	30	12x15x15	15	12	Not Used	870064 99.95 G
SUZUKI												
DRZ 400	00-14	35x43x21.7	43	21.8	107	35	61.8	Bushing	20	20	Not Used	870000 159.95 G
DRZ 400SM	05-09, 14	35x43x21.7	43	21.8	107	35	61.8	Bushing	20	20	Not Used	870000 159.95 G
RM 100	03	22x28x14	28	13.98	92	22	46.4	14x18x17.2	18	15.96	2	870044 99.95 G
RM 125	84-86	22x28x15.7	28	15.95	100	22	52.9	14x18x19.6	18	17.9	1	870027 119.95 G
RM 125	88-96	22x28x16	28	15.75	105	22	53	15x19x17.8	19	17.95	1.5 / 1.52 ring	870068 119.95 G
RM 125	97-98	22x28x16	28	16	100	22	52.9	15x19x20	19	17.98	1.6	870069 119.95 G
RM 125	99-03	22x28x16	28	15.9	102	22	52.9	15x19x20	19	17.9	1.5	870070 119.95 G
RM 125	04-08	22x28x16	28	15.9	110	22	52.7	15x19x19.5	19	17.9	1	870071 119.95 G
RM 250	86-95	24x32x20	32	19.95	128	24	57.7	18x23x22	23	21.96	1.5 ring	870072 119.95 G
RM 250	96-02	24x32x19.7	32	19.75	125.5	24	57.9	18x23x21.7	23	19.75	1.5	870073 119.95 G
RM 250	03-08	24x32x19.7	32	19.85	125	24	58.9	18x23x21.7	23	19.85	1	870074 119.95 G
RM 60	03	20x26x13.8	26	13.9	85	20	45.8	12x16x15.3	16	13.9	1	870053 99.95 G
RM 65	03-05	20x26x13.8	26	13.9	85	20	45.8	12x16x15.3	16	13.9	1	870053 99.95 G
RM 80	86-01	20x26x14	26	13.96	93.5	20	44.7	14x18x16.5	18	15.96	1.5 ring	870075 99.95 G
RM 85	02-10, 12	20x26x13.7	26	13.87	93.5	20	44.6	14x18x16.5	18	13.86	1.5	870076 99.95 G
RMX 250	89-98	24x32x20	32	19.95	128	24	57.7	18x23x22	23	21.96	1.5 ring	870072 119.95 G
RMZ 250	04-06	30x38x17.7	38	17.98	92.5	24	54.9	Bushing	16	15.1	Not Used	870049 159.95 G
RMZ 250	07-14	30x38x17.7	38	17.75	92.5	30	54.85	Bushing	16	15	Not used	870077 159.95 G
RMZ 450	05-07, 13-14	34x42x19.7	42	19.75	106.1	34	60.8	No Bushing	19	18.5	Not used	870078 159.95 G
RMZ 450	08-12	34x42x19.7	42	19.75	105.6	40	60.8	Bushing	19	16.5	NA	870079 159.95 G
YAMAHA												
WR 250	91-97	25x32x20	32	19.9	125	25	59.9	18x23x22	23	19.9	1	870080 119.95 G
WR 450F	04-06	34x42x20	42	19.95	103.5	34	60.8	Bushing	18	18	Not Used	870083 159.95 G
WR 450F	07-11	34x42x20	42	20	103.5	34	60.8	No bushing	18	18	Not Used	870084 159.95 G
YZ 125	86-96	22x29x16.7	29	16.9	105	22	54.3	16x20x19.3	20	16.9	1	870085 119.95 G
YZ 125	97-00	22x29x16.8	29	16.95	105	22	54.3	15x20x17.8	20	16.95	1	870086 119.95 G
YZ 125	01-04	22x29x16.7	29	16.9	105	22	54.3	15x19x17.6	19	16.9	1	870087 119.95 G
YZ 125	05-14	22x29x16.7	29	16.95	102	22	54.5	15x19x17.2	19	16	1	870088 119.95 G
YZ 250	83-89	25x32x19.7	32	19.9	130	25	59.8	18x23x21.8	23	19.9	1	870089 119.95 G
YZ 250	90-98	25x32x20	32	19.9	125	25	59.9	18x23x22	23	19.9	1	870080 119.95 G
YZ 250	99-14	24x31x17	31	16.9	125	24	58.7	18x22x22	22	19.9	0.85	870090 119.95 G
YZ 250F	01-02	30x38x17.8	38	17.97	93.5	30	54.8	Bushing	16	14.95	Not Used	870091 159.95 G
YZ 250F	03-13	32x40x18	40	18	93.5	32	54.8	Bushing	16	15	Not Used	870092 159.95 G
YZ 250F	14-15	--	--	--	--	--	--	--	--	--	--	871567 149.95 G
YZ 450F	03-05	34x42x20	42	19.95	103.5	34	60.8	Bushing	18	18	Not Used	870083 159.95 G
YZ 450F	06-09	34x42x20	42	20	103.5	34	60.8	No bushing	18	18	Not Used	870084 159.95 G
YZ 450F	10-15	34x42x20.9	42	20.98	103	34	60.8	No bushing	18	18	Not used	870093 159.95 G
YZ 80	93-01	20x26x13.8	26	13.98	96	20	43.5	14x18x16.3	18	13.98	1	870094 99.95 G
YZ 85	02-13	20x26x13.8	26	13.98	96	20	43.5	14x18x16.3	18	13.98	1	870094 99.95 G
WR 250F	03-13	32x40x18	40	18	93.5	32	54.8	Bushing	16	15	Not Used	870092 159.95 G
WR 250R	08-13	32x40x20.8	40	21	94	32	60.8	No Bushing	17	17	Not used	870081 159.95 G
WR 250X	08-11	32x40x20.8	40	21	94	32	60.8	No Bushing	17	17	Not used	870081 159.95 G
WR 426F	01-02	KU34x42x19.8	42	19.95	102	34	60.8	No Bushing	19	17.98	Not used	871008 159.95 G
YZ 426F	00-02	KU34x42x19.8	42	19.95	102	34	60.8	No Bushing	19	17.98	Not used	871008 159.95 G

PSYCHIC CONNECTING RODS



Product Features:

- Brass coated surface
- Washer: Silver or zinc coating
- Crank Pin: SCM-415 chromoly, hardness RC 58-62
- Road SCM420 chromoly, double honing on both top and bottom bearing holes
- Top/bottom bearing: SCM415 chromoly with silver coating for added heat resistance

MODEL	YEAR	PART #		A CENTER TO CENTER MM	B SMALL END BORE MM	C BIG END BORE MM	D SMALL END WIDTH MM	E BIG END WIDTH MM	PIN DIA. MM	PIN LENGTH MM	SMALL END BEARING MM	PART #	BIG END BEARING MM
HONDA													
CR80	86-02	120658 49.95 L		96.9	18	26	14	14.6	20	45	14X18X15.8	B1012	20X26X13.8
CR85	03-07	120658 49.95 L		96.9	18	26	14	14.6	20	45	14X18X15.8	B1012	20X26X13.8
CR125	81-84			100	18	28	18	15.9	22	53	14X18X19.8	B1018	22X28X15.8
CR125	85-87			104	18	29	16	16	22	54	14X18X19.8	B1018	22X29X15.8
CR125	88-07	120659 59.95 L		104	19	29	16	16	22	54	15X19X16.8	B1001	22X29X15.8
CRF150R	07-12	120684 70.95 L		75.5	14	32	14	16	25	51	----	----	25X32X16
CRF230F	03-12	679148 49.95 L		110	15	38	18	18	30	54	----	----	----
CR250	84-01	120660 67.95 L		125.4	22	31	20	16.7	24	60	18X22X21.8	NB9505	24X31X16.8
CR250	02-07	120664 70.95 L		125.3	22	32	20	16.5	25	60	18X22X21.8	NB9505	25X32X16.5
CRF250R	04-09	120665 83.95 L		90	16	38	15	18	30	53	----	----	30X38X18
CRF250R	10-14			90	16	38	15	18	30	53	16 X18 X15	----	30X38X17.8
CRF250X	04-08	120665 83.95 L		90	16	38	15	18	30	53	----	----	30X38X18
XR250	86-05	120662 83.95 L		105	17	41	18	18	32	58	----	----	32X41X17.8
XR400	96-06			122.6	20	43	20	20	34	66	----	----	34X43X20
CRF450R	02-08	120666 118.95 L		105.5	19	42	18	20	34	61	----	----	34X42X20
CRF450R	09-14	120706 99.95 L		102	19	41	18	20	33	61	19X18X15.2	----	33X41X20
CRF 450X	05-12	679141 99.95 L		105.5	19	42	18/13	20	34	65	----	----	----
CR500	87-01	120663 76.95 L		144	25	34	24	20	26	68	20X25X27.8	B1004	26X35X19.7
XR600	85-02	120661 100.95 L		134	24	48	23	23	38	65	----	----	38X48X22.8
XL600	83-87	120661 100.95 L		134	24	48	23	23	38	65	----	----	38X48X22.8
KAWASAKI													
KX60	83-03	120667 52.95 L		85	16	27	14	14	20	46	12X16X15	B1000	20X27X13.8
KX65	00-14	120667 52.95 L		85	16	27	14	14	20	46	12X16X15	B1000	20X27X13.8
KDX80	82-88	120668 53.95 L		92	18	29	16	14	22	46	14X18X17.2	B1006	22X29X13.8
KX80	82-97	120668 53.95 L		92	18	29	16	14	22	46	14X18X17.2	B1006	22X29X13.8
KX80	98-00	120669 54.95 L		92	18	29	16	16	22	46	14X18X17.2	B1006	22X29X15.8
KX85	01-14	120669 54.95 L		92	18	29	16	16	22	46	14X18X17.2	B1006	22X29X15.8
KX100	95-97	120668 53.95 L		92	18	29	16	14	22	46	14X18X17.2	B1006	22X29X13.8
KX100	98-14	120669 54.95 L		92	18	29	16	16	22	46	14X18X17.2	B1006	22X29X15.8
KX125	79-87	120670 60.95 L		106	21	29	17	17.2	22	51	16X21X19.8	----	22X29X16.8
KX125	88-91	120672 72.95 L		109	21	29	17	17	22	51	16X21X19.8	----	22X29X16.8
KX125	92-93	120670 60.95 L		106	21	29	17	17.2	22	51	16X21X19.8	----	22X29X16.8
KX125	94-97	120671 70.95 L		106	19	29	17	17	22	51	15X19X19.8	B1013	22X29X16.8
KX125	98-02	120673 59.95 L		104	19	29	17	17	22	51	15X19X19.8	B1013	22X29X16.8
KX125	03-06	120676 54.95 L		104	19	29	17	17	22	56	15X19X19.8	B1013	22X29X16.8
KX125	79-87	120670 60.95 L									----	----	----
KX125	92-93	120670 60.95 L									----	----	----
KDX200	86-88	120670 60.95 L									----	----	----
KDX200	89-06	120672 72.95 L		109	21	29	17	17	22	51	16X21X19.8	----	22X29X16.8
KDX220	97-06	120672 72.95 L		109	21	29	17	17	22	51	16X21X19.8	----	22X29X16.8
KX250	78-06	120674 65.95 L		125	22	32	22	19.9	24	59	18X22X23.8	B1022	24X32X19.8
KX250	91-94	120674 65.95 L		125	22	32	22	19.9	24	59	18X22X23.8	B1022	24X32X19.8
KX 250F	04-09	120686 74.95 L		92.5	16	38	15	18	30	55	----	----	30X38X18
KLX400	00-09	120707 78.95 L		107	20	43	20	22	35	61.85	----	----	----
KX450F	07-08	679151 89.95 L		101	19	42	18	19.97	34	60	Bushing	----	34x42x19.65
KX450F	09-14	679256 39.95 L		101	19	42	18	19	34	62	----	----	----
KLX450R	08-13	679151 89.95 L		101	19	42	18	19.97	34	60	Bushing	----	34x42x19.65
KX500	85-04	120675 77.95 L		145	24	33	22	22	26	54	19X24X24.8	B1036	26X33X21.9

- accessories
- body
- handlebar & grips
- cables & levers
- exhaust
- engine
- fuel & intake
- electrical & ignition
- clutch
- drive
- bearings
- brakes
- steering & suspension
- tires
- tools & shop

PSYCHIC CONNECTING RODS CONTINUED

MODEL	YEAR	PART #		A CENTER TO CENTER MM	B SMALL END BORE MM	C BIG END BORE MM	D SMALL END WIDTH MM	E BIG END WIDTH MM	PIN DIA. MM	PIN LENGTH MM	SMALL END BEARING MM	PART #	BIG END BEARING MM
KTM													
250	90-99	679152 69.95	L	132	22	30	16.9	16.9	24	60	18X22X19.8	B1037	24X30X16.8
300	90-03	679152 69.95	L	132	22	30	16.9	16.9	24	60	18X22X19.8	B1037	24X30X16.8
300	04-08	120685 111.95	L	125	22	30	17	17	24	60	18X22X19.8	B1037	24X30X16.8
KTM 65	97-02	120681 64.95	L	88	15	24	12.9	14.9	18	56	12X15X16.3	----	18X24X14.8
KTM 65	03-08	120679 57.95	L	88	15	24	12.9	14.9	18	42	12X15X16.3	----	18X24X14.8
85SX	03-12	120680 72.95	L	96	18	28	13	16	22	46	14X18X15.8	----	22X28X15.8
85SX	13-14	121577 88.95	L	96	18	26	14	15	20	46	14X18X16.5	----	20X26X14.8
105SX	03-11	120680 72.95	L	96	18	28	13	16	22	46	14X18X15.8	----	22X28X15.8
125EXC	09-14	120693 81.95	L	110	19	28	16	16	22	55	----	----	----
125SX	98-14	120693 81.95	L	110	19	28	16	16	22	55	----	----	----
144SX	07-08	120693 81.95	L	110	19	28	16	16	22	55	----	----	----
150SX	09-14	120693 81.95	L	110	19	28	16	16	22	55	----	----	----
150XC	10-14	120693 81.95	L	110	19	28	16	16	22	55	----	----	----
250EXC	04-11	120685 111.95	L	125	22	30	17	17	24	60	18X22X19.8	180683	24X30X16.8
250SX	03-14	120685 111.95	L	125	22	30	17	17	24	60	18X22X19.8	180683	24X30X16.8
250SXS	03-07	120685 111.95	L	125	22	30	17	17	24	60	18X22X19.8	180683	24X30X16.8
250XC	04-14	120685 111.95	L	125	22	30	17	17	24	60	18X22X19.8	180683	24X30X16.8
250XC-W	04-14	120685 111.95	L	125	22	30	17	17	24	60	18X22X19.8	180683	24X30X16.8
250 EXC-F	06-07	120678 79.95	L	98	16	38	17.85	17.85	30	53.5	----	----	30X38X17.8
250 SX-F	05-12	120678 79.95	L	98	16	38	17.85	17.85	30	53.5	----	----	30X38X17.8
250 SXS-F	07-08	120678 79.95	L	98	16	38	17.85	17.85	30	53.5	----	----	30X38X17.8
250 XC-F	07-09	120678 79.95	L	98	16	38	17.85	17.85	30	53.5	----	----	30X38X17.8
250 XCF-W	08-13	120678 79.95	L	98	16	38	17.85	17.85	30	53.5	----	----	30X38X17.8
300	90-03	679257 39.95	L	132	22	30	16.9	16.9	24	60	18X22X19.8	180683	24X30X16.8
300EXC	04-11	120685 111.95	L	125	22	30	17	17	24	60	18X22X19.8	180683	24X30X16.8
300MXC	04-12	120685 111.95	L	125	22	30	17	17	24	60	18X22X19.9	180683	24X30X16.9
300XC	04-14	120685 111.95	L	125	22	30	17	17	24	60	18X22X19.10	180683	24X30X16.10
300XC-W	04-15	120685 111.95	L	125	22	30	17	17	24	60	18X22X19.11	180683	24X30X16.11
SUZUKI													
RM 60	03	120667 52.95	L	85	16	27	14	14	20	46	12X16X15	B1000	20X27X13.8
RM 65	03-05	120667 52.95	L	85	16	27	14	14	20	46	12X16X15	B1000	20X27X13.8
RM 80	91-01			93.5	18	26	16	14	20	45	14X18X15.8	B1012	20X26X13.8
RM 85	02-09	120690 49.95	L	93.5	18	26	14	14	20	45	14X18X15.8	B1012	20X26X13.8
RM 100	03-05	120669 54.95	L	92	18	29	16	16	22	46	14X18X17.2	B1006	22X29X15.8
RM 125	84-86			100	18	28	18	15.9	22	53	14X18X19.8	B1018	22X28X15.8
RM 125	88-96	120687 66.95	L	105	19	28	18	16	22	53	15X19X19.8	B1013	22X28X15.8
RM 125	97-98			100	19	28	18	16	22	53	15X19X19.8	B1013	22X28X15.8
RM 125	99-03	120691 67.95	L	102	19	28	18	16	22	53	15X19X19.8	B1013	22X28X15.8
RM 125	04-07	120693 81.95	L	110	19	28	18	16	22	53	15 X 19 X 19.8	B1013	22X28X15.8
RM 250	87-95	120688 66.95	L	128	23	30	20	20	24	58	18X23X22	NB9503	24X30X19.8
RM 250	96-02	120689 74.95	L	125.5	23	30	20	20	24	58	18X23X22	NB9503	24X30X19.8
RM 250	03-08	120692 80.95	L	125	23	32	20	20	24	58	18X23X22	NB9503	24X30X19.8
RMX 250	93-99	120688 66.95	L	128	23	30	20	20	24	58	18X23X22	NB9503	24X30X19.8
RMZ 250	04-06	120686 74.95	L	92.5	16	38	15	18	30	55	----	----	30X38X18
DRZ400	00-14	120707 78.95	L	107	20	43	20	22	35	61.85	----	----	----
YAMAHA													
YZ80	93-01	120694 48.95	L	96	18	26	14	14	20	44	14X18X15.8	B1012	20X26X13.8
YZ85	02-14	120694 48.95	L	96	18	26	14	14	20	44	14X18X15.8	B1012	20X26X13.8
YZ125	86-96	679155 59.95	L	105	20	29	17	17	22	55	16X20X19.5	B1016	22X29X16.8
YZ125	97-00	120696 66.95	L	105	20	29	17	17	22	55	15X20X17.7	B1038	22X29X16.8
YZ125	01-04	120700 68.95	L	105	19	29	16	17	22	55	15X19X16.8	B1001	22X29X16.8
YZ125	05-14	120702 58.95	L								----	----	----
YZ250	83-89	120697 60.95	L	130	23	31	20	20	25	60	18X23X22	NB9503	25X32X19.8
YZ250	90-98	679156 69.95	L	125	23	32	20	20	25	60	18X23X22	NB9503	25X32X19.8
YZ250	99-14	120701 64.95	L	125	22	31	20	17	24	59	18X23X22	NB9503	24X31X16.8
YZ400	98	120699 97.95	L	102	18	42	18	20	34	60.8	----	----	34X42X19.8
WR250	90-98	679156 69.95	L	125	23	32	20	20	25	60	18X23X22	NB9503	25X32X19.8
YZ250F	03-12	120703 89.95	L	93.5	16	40	15	18	32	55	----	----	32X40X20
WR250F	03-13	120703 89.95	L	93.5	16	40	15	18	32	55	----	----	32X40X20
YZ450F	03-05	120704 88.95	L	103.5	18	42	18	20	34	61	----	----	34X42X20
YZ450F	06-09	120705 86.95	L	103.5	18	42	18	20	34	61	----	----	34X42X20
YZ450F	10-12			103	18	42	18	21	34	61	----	----	34x22x20.8
WR450F	04-05	120704 88.95	L	103.5	18	42	18	20	34	61	----	----	34X42X20
WR450F	07-11	120705 86.95	L	103.5	18	42	18	20	34	61	----	----	34X42X20
XT600E	ALL	120682 125.95	L	135.5	22	43	22	22	35	74	----	----	34X42X23.5
XT500	ALL	120683 136.95	L	145	20	42	24	24	34	73.8	----	----	35X43X21.8



VESRAH HI-PERFORMANCE CONNECTING RODS



- Heavy-duty forged rods, precision ground and balanced for problem-free performance
- Made up to and beyond OEM specifications

Kit contains: Connecting rod, crank pin, crank pin bearing, thrust washers and wrist pin bearing.

CCs			YEAR	YEAR CODE	MFG#	ITEM		
HONDA								
80	CR80R		86-02		VA-5009	973919	76.95	L
80	CR80RB		00-02		VA-5009	973919	76.95	L
85	CR85R		03-07		VA-5009	973919	76.95	L
85	CR85RB	Expert	03-07		VA-5009	973919	76.95	L
125	CR125R		90-06		VA-5014	973920	86.95	L
150	CRF150R		06-15		VA-5018	972272	110.95	L
150	CRF150RB		07-15		VA-5018	972272	110.95	L
150	CRF150RII		06-09		VA-5018	972272	110.95	L
150	CRF150RII		13-15		VA-5018	972272	110.95	L
250	CR250R		02-07		VA-5015	972270	121.95	L
250	CR250R		81-01		VA-5001	973921	77.95	L
250	CRF250R		04-09		VA-5016	972271	128.95	L
300	XR300R		10		VA-1010	972229	103.95	L
500	CR500R		87-01		VA-5004	973922	82.95	L
KAWASAKI								
60	KX60		83-84	A1, A2	VA-8007	983923	93.95	L
60	KX60		85-98	B1, B2, B3, B4, B5, B6, B7, B8, B9, B10, B11, B12, B13, B14	VA-8007	983923	93.95	L
60	KX60		99-03	B15, B16, B17, B18, B19	VA-7017	972286	102.95	L
65	KX65		00-15	A1, A2, A3, A4, A5, A6, A6F, A7F, A8F, A9F, AAF, ABF, ACF, ADF, AEF, AFF	VA-7017	972286	102.95	L
65	KX65		07	B7F	VA-7017	972286	102.95	L
65	KX65	Monster Energy	09	A9FA	VA-7017	972286	102.95	L
80	KDX80	Mini	82-83	B2, B3	VA-8006	973924	77.95	L
80	KDX80	Mini	84-88	C1, C2, C3, C4, C5	VA-8006	973924	77.95	L
80	KX80	Mini	84-85	E2, E3	VA-8006	973924	77.95	L
80	KX80	Mini	86-87	G1, G2	VA-8006	973924	77.95	L
80	KX80	Big Wheel	87	J2	VA-8006	973924	77.95	L
80	KX80	Big Wheel	88-90	N1, N2, N3	VA-8006	973924	77.95	L
80	KX80	Mini	88-90	L1, L2, L3	VA-8006	973924	77.95	L
80	KX80	Big Wheel	91-94	T1, T2, T3, T4	VA-8006	973924	77.95	L
80	KX80	Mini	91-97	R1, R2, R3, R4, R5, R6, R7	VA-8006	973924	77.95	L
80	KX80		98-00	W1, W2, W3	VA-8009	973925	88.95	L
85	KX85		01-09	A1, A2, A3, A4, A5, A6F, A7F, A8F, A9F	VA-8009	973925	88.95	L
85	KX85		09-13	A9FA, AAF, ABF, ACF, ADF	VA-8009	973925	88.95	L
85	KX85		14-15	CEF, CFF	VA-8009	973925	88.95	L
85	KX85-II	Large Wheel	08-09	B8F, B9F	VA-8009	973925	88.95	L
85	KX85-II	Large Wheel	09	B9FA	VA-8009	973925	88.95	L
85	KX85-II	Large Wheel	10-13	AA, AB, AC, AD	VA-8009	973925	88.95	L
85	KX85-II	Large Wheel	11	BB	VA-8009	973925	88.95	L
85	KX85-II	Large Wheel	14-15	DEF, DFF	VA-8009	973925	88.95	L
100	KX100		01-08	D1, D2, D3, D4, D5, D6F, D7F, D8F	VA-8009	973925	88.95	L
100	KX100	KX100	09-13	D9F/D9FA, DAF, DBF, DCF, DDF	VA-8009	973925	88.95	L
100	KX100	KX100	14	EDF	VA-8009	973925	88.95	L
100	KX100	KX100	14-15	FEF, FFF	VA-8009	973925	88.95	L

- accessories
- body
- handlebar & grips
- cables & levers
- exhaust
- engine**
- fuel & intake
- electrical & ignition
- clutch
- drive
- bearings
- brakes
- steering & suspension
- tires
- tools & shop

ENGINE

VESRAH HI-PERFORMANCE CONNECTING RODS CONTINUED

accessories	CCs		YEAR	YEAR CODE	MFG#	ITEM		
KAWASAKI CONTINUED								
body	100	KX100		95-97	B5, B6, B7	VA-8006	973924	77.95 L
	100	KX100		98-00	C1, C2, C3	VA-8009	973925	88.95 L
handlebar & grips	125	KX125		94-97	K1, K2, K3, K4	VA-8003	973926	76.95 L
	125	KX125		98	K5	VA-8008	972293	100.95 L
	125	KX125		99-02	L1, L2, L3, L4	VA-8008	972293	100.95 L
cables & levers	250	KDX250	KDX250R	91-94	D1, D2, D3, D4	VA-8002	973928	81.95 L
	250	KX250		02	L4	VA-8011	972295	116.95 L
	250	KX250		03-04	M1, M2	VA-8011	972295	116.95 L
exhaust	250	KX250		05-08	R1, R6, R7, R8	VA-8011	972295	116.95 L
	250	KX250		83-84	C1, C2	VA-8002	973928	81.95 L
engine	250	KX250		85-86	D1, D2	VA-8002	973928	81.95 L
	250	KX250		88	F1	VA-8002	973928	81.95 L
	250	KX250		89	G1	VA-8002	973928	81.95 L
fuel & intake	250	KX250		90-91	H1, H2	VA-8002	973928	81.95 L
	250	KX250		92-93	J1, J2	VA-8002	973928	81.95 L
	250	KX250		94-98	K1, K2, K3, K4, K5	VA-8002	973928	81.95 L
electrical & ignition	250	KX250		99-01	L1, L2, L3	VA-8002	973928	81.95 L
	500	KX500		83-84	A1, A2	VA-8001	973929	121.95 L
	500	KX500		85-86	B1, B2	VA-8001	973929	121.95 L
clutch	500	KX500		87	C1	VA-8001	973929	121.95 L
	500	KX500		88	D1	VA-8001	973929	121.95 L
drive	500	KX500		89-04	E1, E2, E3, E4, E5, E6, E7, E8, E9, E10, E11, E12, E13, E14, E15, E16	VA-8001	973929	121.95 L
SUZUKI								
bearings	60	RM60		03	K3	VA-7017	972286	102.95 L
	80	RM80	Mini	90-01	L, M, N, P, R, S, T, V, W, X, Y, K1	VA-7010	973930	83.95 L
brakes	125	RM125		07	K7	VA-7018	972287	121.95 L
	125	RM125		92-96	N, P, R, S, T	VA-7004	973931	83.95 L
	125	RM125		97-98	V, W	VA-7014	973932	91.95 L
steering & suspension	125	RM125		99-03	X, Y, K1, K2, K3	VA-7015	973933	90.95 L
	250	RM250	Champion	92-95	N, P, R, S	VA-7001	973934	82.95 L
	250	RM250	Champion	96-02	T, V, W, X, Y, K1, K2	VA-7013	----	
tires	250	RMX250		89-00	K, L, M, N, P, R, S, T, V, W, X, Y	VA-7001	973934	82.95 L
YAMAHA								
tools & shop	50	PW50	Y-Zinger Mini	90-08	A, B, D, E, F, G, H1, J1, K1, L, M1, N1, P, R, S1, T1, V, W, X	VA-2001	972238	43.95 L
	80	YZ80	Competition	93-01	E1, F1, G1, H1, J1, K1, L, M1, N1	VA-6008	973936	78.95 L
	85	YZ85		02-15	P, R, S, T, V, W1, X, Y, Z, A, B, D, E, F	VA-6008	973936	78.95 L
	125	YZ125	Competition	01-04	N, P, R, S	VA-6010	973938	106.95 L
	125	YZ125	Competition	86-96	S, T, U, W, A, B, D, E, F, G, H	VA-6005	973937	88.95 L
	125	YZ125	Competition	97-00	J, K, L, M	VA-6013	972279	101.95 L
	225	XT225	Serow	92-07	D/DC, E/EC, F/FC, G/GC, H/HC, J/JC, K/KC, L/LC, M/MC, N/NC, P/PC, R/RC, S/SC, T/TC, V/VC, W/WC	VA-2005	973941	84.95 L
	250	WR250Z		91-98	B, D, E, F, G, H, J, K	VA-6002	979739	93.95 L
	250	YZ250	Competition	82-89	J, K, L, N, S, T, U, W	VA-6003	973940	93.95 L
	250	YZ250	Competition	90-98	A/A1, B/B1, D1, E/E1, F/F1, G1, H1, J1, K1	VA-6002	979739	93.95 L
	250	YZ250	Competition	99-16	L1, M1, N1, P, R, S1, T1, V, W1, X, Y, Z, A1, B2, C2, E2, F2, G2	VA-6009	973942	118.95 L
	250	YZ250WR	Competition	89	W	VA-6003	973940	93.95 L
	250	YZ250WR	Competition	90	A	VA-6002	979739	93.95 L
	426	WR426F		01-02	N, P	VA-6012	973943	181.95 L
	426	YZ426F		00-02	M, N, P	VA-6012	973943	181.95 L

OUTPUT SHAFT KIT

A quick solution to repairing a leaking counter shaft seal in one complete kit. Includes Hot Rods countershaft seal, countershaft bushing, O-rings, and sprocket nut washer (where applicable)



	YEAR	PART #		
HONDA				
CR 125R	86-03	871362	18.95	G
CR 125R	04	871386	18.95	G
CR 125R	05-07	871363	18.95	G
CR 250R	88-04	871364	18.95	G
CR 250R	05-07	871384	18.95	G
CR 500R	88-01	871364	18.95	G
CR 80R	86-02	871406	18.95	G
CR 80RB	96-02	871406	18.95	G
CR 85R	03-07	871406	18.95	G
CR 85RB	03-07	871406	18.95	G
CRF 150R	07-14	871366	9.95	G
CRF 150RB	07-14	871366	9.95	G
CRF 250R	04	871386	18.95	G
CRF 250R	05-15	871363	18.95	G
CRF 250X	04-13	871363	18.95	G
CRF 450R	02-14	871384	18.95	G
CRF 450X	05-14	871384	18.95	G
XR 400R	96-04	871365	9.95	G
KAWASAKI				
KX 100	95-04	871380	18.95	G
KX 100	05-15	871381	18.95	G
KX 125	94-04	871378	18.95	G
KX 125	05	871379	18.95	G
KX 250	92-00	871376	18.95	G
KX 250	01-04	871377	18.95	G
KX 250F	04-05	871374	18.95	G
KX 250F	06-13	871375	18.95	G
KX 450F	08	871372	18.95	G
KX 450F	09-15	871411	18.95	G
KX 60	83-03	871382	18.95	G
KX 65	00-04	871382	18.95	G
KX 65	05-15	871383	18.95	G
KX 80	88-00	871380	18.95	G
KX 85	01-04	871380	18.95	G
KX 85	05-15	871381	18.95	G

	YEAR	PART #		
KTM				
125 EXC	01-06	871369	24.95	G
125 SX	01-14	871369	24.95	G
144 SX	07-08	871369	24.95	G
150 SX	09-14	871369	24.95	G
150 XC	10-14	871369	24.95	G
200 EXC	01-05	871369	24.95	G
200 SX	03-04	871369	24.95	G
200 XC	06-09	871369	24.95	G
200 XC-W	06-14	871369	24.95	G
250 EXC	04-05	871370	24.95	G
250 SX	03-14	871370	24.95	G
250 SX-F	05-14	871371	24.95	G
250 XC	06-14	871370	24.95	G
250 XCF-W	06-14	871371	24.95	G
250 XC-W	06-14	871370	24.95	G
300 EXC	04-05	871370	24.95	G
300 MXC	04-05	871370	24.95	G
300 XC	06-14	871370	24.95	G
300 XC-W	06-14	871370	24.95	G
350 EXC-F	12-14	871371	24.95	G
350 SX-F	11	871584	19.95	G
350 SX-F	12-14	871371	24.95	G
350 XC-F	11-14	871371	24.95	G
350 XCF-W	12-14	871371	24.95	G
400 EXC	99-06	871371	24.95	G
400 XC-W	07-10	871371	24.95	G
450 EXC	03-11	871371	24.95	G
450 MXC	03-05	871371	24.95	G
450 SMR	05-07	871371	24.95	G
450 XC	04-07	871371	24.95	G
450 XC-W	07-11	871371	24.95	G
525 EXC	03-07	871371	24.95	G
525 MXC	03-05	871371	24.95	G
525 SMR	05	871371	24.95	G
525 SX	03-06	871371	24.95	G
525 XC	06-07	871371	24.95	G
530 EXC	09-11	871371	24.95	G
530 XC-W	09-11	871371	24.95	G
60 SX	98-00	871367	18.95	G

	YEAR	PART #		
KTM CONTINUED				
65 SX	98-07	871367	18.95	G
65 SX	09-14	871409	19.95	G
65 XC	08	871367	18.95	G
65 XC	09	871409	19.95	G
85 SX	03-14	871368	18.95	G
SUZUKI				
DRZ 400	00-13	871410	19.95	G
DRZ 400SM	05-09	871410	19.95	G
RM 250	01-02	871389	18.95	G
RM 250	03-08	871388	18.95	G
RM 65	03-04	871382	18.95	G
RM 65	05	871383	18.95	G
RM 80	83-01	871391	6.95	G
RM 85	02-12	871391	6.95	G
RMZ 250	04-06	871374	18.95	G
RMZ 250	07-12	871390	18.95	G
RMZ 250	13-14	871407	19.95	G
RMZ 450	05-12	871387	18.95	G
RMZ 450	13-14	871408	19.95	G
YAMAHA				
WR 450F	04-14	871398	18.95	G
YZ 125	87-04	871394	18.95	G
YZ 125	05-14	871395	18.95	G
YZ 250	99-14	871396	18.95	G
YZ 250F	01-13	871397	18.95	G
YZ 250F	14	871583	19.95	G
YZ 450F	03-15	871398	18.95	G
YZ 80	84-01	871393	6.95	G
YZ 85	02-14	871394	18.95	G
WR 250F	01-13	871397	18.95	G



COUNTER BALANCER KITS

- A must have for any new counter balancer or engine case installation or repair
- Includes trusted Hot Rods bearings for the counter balancer shaft of most modern 4-stroke engines

• Note: Does not include water pump bearing or transmission bearings

	YEAR	PART #		
HONDA				
CRF 250R	04-09	871308	18.95	G
CRF 250R	10-15	871311	19.95	G
CRF 250X	04-13	871308	18.95	G
CRF 450R	02-08	871308	18.95	G
CRF 450R	09-14	871309	18.95	G
CRF 450X	05-14	871308	18.95	G
TRX 400X	09-14	-----		
XR 400R	96-04	-----		

	YEAR	PART #		
KAWASAKI				
KLX 400	03-04	871321	29.95	G
KLX 450R	08-09	871319	19.95	G
KX 450F	06-15	871319	19.95	G
DRZ 400	00-13	871321	29.95	G
DRZ 400SM	05-09	871321	29.95	G



	YEAR	PART #		
YAMAHA				
WR 450F	03-06	871315	32.95	G
WR 450F	07-14	871316	49.95	G
YZ 250F	03-13	871317	34.95	G
YZ 250F	14	871568	29.95	G
YZ 450F	03-05	871315	32.95	G
YZ 450F	06-15	871316	49.95	G
WR 250F	01-13	871317	34.95	G
WR 400F	98-00	871315	32.95	G
WR 426F	01-02	871315	32.95	G
YZ 400F	98-99	871315	32.95	G
YZ 426F	00-02	871315	32.95	G

- accessories
- body
- handlebar & grips
- cables & levers
- exhaust
- engine
- fuel & intake
- electrical & ignition
- clutch
- drive
- bearings
- brakes
- steering & suspension
- tires
- tools & shop

ENGINE

MAIN BEARING AND SEAL KITS

- Manufactured with precision bearings and seals that meet and exceed OE quality
- Complement Hot Rods' crankshaft assemblies
- Competitively priced compared to OE bearings and seals



- accessories
- body
- handlebar & grips
- cables & levers
- exhaust
- engine
- fuel & intake
- electrical & ignition
- clutch
- drive
- bearings
- brakes
- steering & suspension
- tires
- tools & shop

	YEAR	PART #	
HONDA			
CR 125R	90-07	870417	48.95 G
CR 250R	92-07	870418	68.95 G
CR 500R	87-01	870469	72.95 G
CR 80R	85-02	870416	48.95 G
CR 80RB	96-02	870416	48.95 G
CR 85R	03-07	870416	48.95 G
CR 85RB	03-07	870416	48.95 G
CRF 150R	07-15	870450	64.95 G
CRF 150RB	07-15	870450	64.95 G
CRF 250R	04-05	870439	48.95 G
CRF 250R	06-15	871352	48.95 G
CRF 250X	04-06	870439	48.95 G
CRF 250X	07-13	871352	48.95 G
CRF 450R	02-05	870433	59.95 G
CRF 450R	06-15	871351	55.95 G
CRF 450X	05-14	870459	72.95 G
KAWASAKI			
KDX 200	89-06	870473	44.95 G
KDX 220	97-05	870473	44.95 G
KDX 250	91-94	870420	72.95 G
KLX 400	03-04	870447	64.95 G
KLX 450R	08-13	870454	49.95 G
KX 100	95-15	870419	44.95 G
KX 125	80-81	870471	47.95 G
KX 125	85-87	870472	34.95 G
KX 125	88-05	870470	42.95 G
KX 250	80-86	870461	72.95 G
KX 250	87-01	870420	72.95 G
KX 250	02-07	870462	72.95 G
KX 250F	04-15	870441	68.95 G
KX 450F	06-15	870454	49.95 G
KX 60	83-03	870419	44.95 G
KX 65	00-15	870419	44.95 G
KX 80	91-00	870419	44.95 G
KX 85	01-15	870419	44.95 G
KTM			
105 SX	04-11	870446	64.95 G
125 SX	01-14	871344	64.95 G
144 SX	07-08	871344	64.95 G
150 SX	09-14	871344	64.95 G
150 XC	10-14	871344	64.95 G
200 XC	07-09	871344	64.95 G
200 XC-W	07-14	871344	64.95 G
250 EXC	04-11	871345	64.95 G
250 EXC-F	06-07	871346	99.95 G
250 MXC	08-11	871345	64.95 G
250 SX	03-14	871345	64.95 G
250 SX-F	05-10	871346	99.95 G
250 SX-F	11	871347	79.95 G
250 SX-F	12	871355	99.95 G
250 SX-F	13-14	871582	129.95 G
250 SXS	03-04,06-07	871345	64.95 G
250 XC	06-14	871345	64.95 G
250 XC-F	07-09	871346	99.95 G
250 XC-F	11-12	871347	79.95 G
250 XC-F	13-14	871582	129.95 G
250 XCF-W	08-09	871346	99.95 G
250 XCF-W	10-11	871348	99.95 G

	YEAR	PART #	
KTM CONTINUED			
250 XCF-W	12	871347	79.95 G
250 XCF-W	13	871355	99.95 G
250 XCF-W	14	871582	129.95 G
250 XC-W	06-14	871345	64.95 G
300 EXC	04-11	871345	64.95 G
300 MXC	04-11	871345	64.95 G
300 XC	06-14	871345	64.95 G
300 XC-W	06-14	871345	64.95 G
350 EXC-F	13-14	871582	129.95 G
350 SX-F	13-14	871582	129.95 G
350 XC-F	13-14	871582	129.95 G
350 XCF-W	13-14	871582	129.95 G
50 SX	09-12	871359	34.95 G
50 SX	13-14	871360	29.95 G
65 SX	98-08	870434	48.95 G
65 SX	09-14	871343	48.95 G
65 XC	09	871343	48.95 G
85 SX	04-14	870446	64.95 G
SUZUKI			
DRZ 400	00-14	870447	64.95 G
DRZ 400SM	05-09,14	870447	64.95 G
RM 100	03	870419	44.95 G
RM 125	92-98	870440	59.95 G
RM 125	99-07	870421	68.95 G
RM 250	89-93	870465	59.95 G
RM 250	94-02	870464	50.95 G
RM 250	03-04	870442	64.95 G
RM 250	05-08	870455	64.95 G
RM 60	03	870419	44.95 G
RM 65	03-05	870419	44.95 G
RM 85	02-10,12	870468	34.95 G
RMX 250	89-94	870466	50.95 G
RMX 250	95-98	870467	50.95 G
RMX 450Z	10	870456	69.95 G
RMZ 250	04-06	870441	68.95 G
RMZ 250	07-09	870453	64.95 G
RMZ 250	10-14	871353	69.95 G
RMZ 450	05-07	870448	64.95 G
RMZ 450	08-14	870456	69.95 G
WR 250	91-97	870463	72.95 G
YAMAHA			
WR 450F	03-14	870436	64.95 G
YZ 125	98-00	870424	36.95 G
YZ 125	01-04	870425	44.95 G
YZ 125	05-14	870443	44.95 G
YZ 250	90-97	870463	72.95 G
YZ 250	99-00	870426	68.95 G
YZ 250	01-14	870427	68.95 G
YZ 250F	01-15	870435	72.95 G
YZ 450F	03-15	870436	64.95 G
YZ 80	93-01	870422	36.95 G
YZ 85	02-14	870423	36.95 G
WR 250F	01-13	870435	72.95 G
WR 250R	08	870435	72.95 G
WR 250R	09-14	871350	69.95 G
WR 250X	08	870435	72.95 G
WR 250X	09-11	871350	69.95 G

TRANSMISSION BEARING KIT

- Must have for any new transmission or engine case installation or repair
- Includes trusted Hot Rods bearings for the primary and secondary shafts of the transmission, along with the special needle bearing for the shift drum, and the output shaft collar and washer
- Note: Does not include water pump bearing, counter balancer bearings or engine oil seal kit



	YEAR	PART #		
HONDA				
CR 125R	90-95	871427	79.95	G
CR 125R	96-03	871461	89.95	G
CR 125R	04	871462	89.95	G
CR 125R	05-07	871428	79.95	G
CR 250R	92-01	871435	79.95	G
CR 250R	02-04	871459	79.95	G
CR 250R	05-07	871460	79.95	G
CR 500R	88-01	871429	79.95	G
CR 80R	86-02	871494	69.95	G
CR 80RB	96-02	871494	69.95	G
CR 85R	03-07	871494	69.95	G
CR 85RB	03-07	871494	69.95	G
CRF 150R	07-14	----		
CRF 150RB	07-14	----		
CRF 250R	04	871430	79.95	G
CRF 250R	05	871458	79.95	G
CRF 250R	06	871431	79.95	G
CRF 250R	07-09	871432	79.95	G
CRF 250R	10-15	871433	79.95	G
CRF 250R	14	871591	49.95	G
CRF 250X	04-06	871458	79.95	G
CRF 250X	07-13	871432	79.95	G
CRF 450R	02-04	871435	79.95	G
CRF 450R	05-08	871434	79.95	G
CRF 450R	09-12	871497	69.95	G
CRF 450R	13-14	871496	69.95	G
CRF 450X	05-14	----		

KAWASAKI				
KLX 400	03-04	871501	99.95	G
KLX 450R	08-09	871441	99.95	G
KX 100	95-97	871454	69.95	G
KX 100	98-00	871455	69.95	G
KX 100	01-04	871452	79.95	G
KX 100	05-15	871453	79.95	G
KX 125	03-04	871450	99.95	G
KX 125	05	871451	99.95	G
KX 250	92	871447	99.95	G
KX 250	93	871448	99.95	G
KX 250	94-04	871449	99.95	G
KX 250F	04	871443	99.95	G
KX 250F	05	871444	99.95	G
KX 250F	06-08	871445	99.95	G
KX 250F	09-13	871446	99.95	G
KX 450F	07-08	871440	99.95	G
KX 450F	09-15	871441	99.95	G
KX 65	00-01	871493	69.95	G
KX 65	02-04	871495	69.95	G
KX 65	05-15	871457	69.95	G
KX 80	89-97	871454	69.95	G
KX 80	98-00	871455	69.95	G
KX 85	01-04	871452	79.95	G
KX 85	05-15	871453	79.95	G

	YEAR	PART #		
KTM				
105 SX	04-11	871437	99.95	G
105 XC	08-09	871437	99.95	G
125 EGS	98-99	871600	99.95	G
125 EXC	98-02	871600	99.95	G
125 EXC	04-06	----		
125 SX	98-02	871600	99.95	G
125 SX	03	----		
125 SX	04-12	----		
125 SX	06-14	871438	99.95	G
144 SX	07-08	----		
144 SX	07-08	871438	99.95	G
150 SX	09-12	----		
150 SX	09-14	871438	99.95	G
150 XC	10-12	----		
150 XC	10-14	871438	99.95	G
200 EXC	98-02	871600	99.95	G
200 EXC	03	----		
200 EXC	03-05	871438	99.95	G
200 EXC	04-05	----		
200 MXC	98-02	871600	99.95	G
200 MXC	03	----		
200 SX	03	----		
200 SX	04	----		
200 XC	06-09	----		
200 XC	06-09	871438	99.95	G
200 XC-W	06-12	----		
200 XC-W	06-14	871438	99.95	G
250 EXC	04-05	871439	99.95	G
250 SX	03-14	871439	99.95	G
250 SX-F	05-12	871473	99.95	G
250 SX-F	13-14	871492	99.95	G
250 XC	06-14	871439	99.95	G
250 XC-F	07-12	871473	99.95	G
250 XC-F	13-14	871492	99.95	G
250 XCF-W	07-13	871473	99.95	G
250 XCF-W	14	871492	99.95	G
250 XC-W	06-14	871439	99.95	G
300 XC	06-14	871439	99.95	G
300 XC-W	06-14	871439	99.95	G
350 EXC-F	12-14	871492	99.95	G
350 SX-F	11	871592	89.95	G
350 SX-F	12-14	871492	99.95	G
350 XC-F	11-14	871492	99.95	G
350 XCF-W	12-14	871492	99.95	G
50 SX	09-14	871596	99.95	G

	YEAR	PART #		
KTM CONTINUED				
60 SX	98-00	871436	99.95	G
65 SX	98-00	871436	99.95	G
65 SX	01-08	871472	99.95	G
65 SX	09-14	871491	99.95	G
65 XC	08	871472	99.95	G
65 XC	09	871491	99.95	G
85 SX	03-14	871437	99.95	G
85 XC	08-09	871437	99.95	G
SUZUKI				
DRZ 400	00-13	871501	99.95	G
DRZ 400SM	05-09	871501	99.95	G
RM 125	01-06	----		
RM 125	07	----		
RM 250	01-08	871465	99.95	G
RM 65	03-04	871495	69.95	G
RM 65	05	871457	69.95	G
RM 80	93-01	871463	69.95	G
RM 85	02-04	871463	69.95	G
RM 85	05-12	871464	69.95	G
RMZ 250	04	871498	99.95	G
RMZ 250	05-06	871471	99.95	G
RMZ 250	07-12	871466	99.95	G
RMZ 250	13-14	871500	99.95	G
RMZ 450	05-07	871467	99.95	G
RMZ 450	08-12	871468	99.95	G
RMZ 450	13-14	871499	99.95	G

YAMAHA				
WR 450F	03-06	871480	99.95	G
WR 450F	07-14	871481	99.95	G
YZ 125	98-04	871476	99.95	G
YZ 125	05-14	871477	99.95	G
YZ 250	99-14	871478	99.95	G
YZ 250F	01-13	871479	99.95	G
YZ 250F	14-15	871603	99.95	G
YZ 450F	03-05	871480	99.95	G
YZ 450F	06-15	871481	99.95	G
YZ 80	84-01	871474	59.95	G
YZ 85	02-14	871475	59.95	G
WR 250F	01-13	871479	99.95	G
WR 400F	00	871480	99.95	G
WR 426F	01-02	871480	99.95	G
YZ 426F	00-02	871480	99.95	G

- accessories
- body
- handlebar & grips
- cables & levers
- exhaust
- engine**
- fuel & intake
- electrical & ignition
- clutch
- drive
- bearings
- brakes
- steering & suspension
- tires
- tools & shop

ENGINE

- accessories
- body
- handlebar & grips
- cables & levers
- exhaust
- engine
- fuel & intake
- electrical & ignition
- clutch
- drive
- bearings
- brakes
- steering & suspension
- tires
- tools & shop

MODEL	YEARS	CRANK SHAFT BEARING KIT		CRANK SHAFT SEAL ONLY KIT	
COBRA					
CM 50	04 - 05	132524	32.41	L	0.00
KING 50	04 - 06	132524	32.41	L	
CX 65	07 - 14	AB241006	42.57	L	
GAS GAS					
EC125	03 - 11	133091	66.36	L	133189 21.79 L
MC125	03 - 09	133091	66.36	L	133189 21.79 L
SM125	03 - 09	133091	66.36	L	133189 21.79 L
TXT Trials 125	03 - 04	133092	81.80	L	133190 25.43 L
EC200	03 - 04	133093	81.80	L	133191 21.79 L
EC200	05 - 07	133094	112.01	L	133192 21.79 L
EC200	08 - 11			L	133192 21.79 L
TXT Trials 200	03 - 04	133092	81.80	L	133190 25.43 L
EC250	03 - 07	133094	112.01	L	133193 21.38 L
EC250	08 - 13			L	133193 21.38 L
MC250	03 - 07	133094	112.01	L	133193 21.38 L
MC250	08 - 09			L	133193 21.38 L
SM250	03 - 05	133094		L	133193 21.38 L
TXT Trials 250	03 - 04	133092	81.80	L	133190 25.43 L
TXT Trials 280	03 - 04	133092	81.80	L	133190 25.43 L
EC300	03 - 07	133094	112.01	L	133193 21.38 L
EC300	08 - 13			L	133193 21.38 L
HONDA					
CRF50F	04 - 15	AB241031	26.91	L	
XR50R	00 - 03	AB241031	26.91	L	
Z-50	69 - 78	AB241031	26.91	L	
Z-50R	79 - 99	AB241031	26.91	L	
Z-50RD	86	AB241031	26.91	L	
CRF70F	04 - 12	AB241031	26.91	L	
CT70 Trail	69 - 94	AB241031	26.91	L	
SL70	71 - 73	AB241031	26.91	L	
XL70	76	AB241031	26.91	L	
XR70R	97 - 03	AB241031	26.91	L	
XL75	77 - 79	AB241031	26.91	L	
XR75	73 - 76	AB241032	44.72	L	
XR75	77 - 78	AB241031	26.91	L	
CR80R	85 - 02	AB241002	56.43	L	133194 15.12 L
CR80RB	97 - 02	AB241002	56.43	L	133194 15.12 L
CR85R/RB	03 - 07	AB241002	56.43	L	133194 15.12 L
CT90 Trail	66 - 79	AB241045	58.49	L	
CRF100F	04 - 13	AB241032	44.72	L	
XL100	76 - 78	AB241033	51.20	L	
XL100	79 - 80	AB241032	44.72	L	
XL100S	79 - 85	AB241032	44.72	L	
XR100	81 - 84	AB241032	44.72	L	
XR100R	85 - 03	AB241032	44.72	L	
CT110 Trail	80 - 86	AB241048	37.10	L	
CR125R	80 - 85	AB241075	53.60	L	133195 15.89 L
CR125R	86	AB241003	54.08	L	133195 15.89 L
CR125R	87 - 07	AB241003	54.08	L	133196 16.98 L
CRF125F	14 - 16	AB241032	44.72	L	
TL125	76	AB241033	51.20	L	
XL125	76 - 78	AB241048	37.10	L	
XL125	79 - 85	AB241033	51.20	L	
CRF150F	03 - 05	AB241056	41.82	L	
XL185S	79 - 83	AB241033	51.20	L	
XR185	79	AB241033	51.20	L	
CTX200	02 - 11	AB241056	41.82	L	
TLR200	86 - 87	AB241053	42.78	L	
Reflex					
TR200 Fatcat	86 - 87	AB241033	51.20	L	
XL200R	83 - 84	AB241033	51.20	L	
XR200	80 - 84	AB241053	42.78	L	
XR200R	81 - 83	AB241053	42.78	L	
XR200R	84 - 85	AB241033	51.20	L	
XR200R	86 - 94	AB241053	42.78	L	
XR200R	95 - 02	AB241052	42.78	L	

CRANKSHAFT BEARING AND SEAL KITS



MODEL	YEARS	CRANK SHAFT BEARING KIT		CRANK SHAFT SEAL ONLY KIT	
HONDA CONTINUED					
CRF230F	03 - 16	AB241056	41.82	L	
CR250R	84 - 91	AB241004	61.44	L	133197 18.83 L
CR250R	92 - 07	AB241030	56.97	L	133198 18.83 L
XL250R	84 - 87	AB241033	51.20	L	
XR250L	91 - 96	AB241033	51.20	L	
XR250R	84 - 95	AB241033	51.20	L	
XR250R	96 - 04	AB241052	42.78	L	
CR500R	84 - 01	AB241004		L	133197 18.83 L
HUSABERG					
TE250	11 - 14	132520	102.23	L	133212 26.63 L
TE300	11 - 14	132520	102.23	L	133212 26.63 L
HUSQVARNA					
'CR65	12	132528	49.35	L	133199 21.46 L
CR125	98 - 99	132538	52.31	L	133200 21.79 L
CR125	00 - 13	132540	53.11	L	133200 21.79 L
SM125	98	132538	52.31	L	133200 21.79 L
TC 125	14 - 15	132518	94.23	L	133213 25.00 L
TE 125	15	132518	94.23	L	133213 25.00 L
WR125	98 - 99	132538	52.31	L	133200 21.79 L
WR125	00 - 13	132540	53.11	L	133200 21.79 L
CR250	93 - 98	132542	61.42	L	133201 26.23 L
CR250	99 - 04	132538	52.31	L	133200 21.79 L
TC 250	14 - 15	132520	102.23	L	133212 26.63 L
TE 250	14 - 15	132520	102.23	L	133212 26.63 L
WR250	98	132542	61.42	L	133201 26.23 L
WR250	99 - 13	132538	52.31	L	133200 21.79 L
TE 300	14 - 15	132520	102.23	L	133212 26.63 L
WR300	08 - 13	132538	52.31	L	133200 21.79 L
WR360	98 - 02	132542	61.42	L	133201 26.23 L
KAWASAKI					
KDX50	03 - 06	AB241067	31.71	L	
KX60	83 - 84	AB241006	42.57	L	
KX60	85 - 03	AB241006	42.57	L	133219 16.11 L
KX65	00 - 15	AB241006	42.57	L	133219 16.11 L
KDX80	82 - 88	AB241006	42.57	L	133219 16.11 L
KX80	81 - 00	AB241006	42.57	L	133219 16.11 L
KX80 Big Wheel	92 - 94	AB241006	42.57	L	133219 16.11 L
KX85	01 - 15	AB241006	42.57	L	133219 16.11 L
KX100	95 - 15	AB241006	42.57	L	133219 16.11 L
KLX125	03 - 06	AB241036	47.97	L	
KLX125L	03 - 06	AB241036	47.97	L	
KX125	82 - 84			L	133219 16.11 L
KX125	85 - 87	AB241007	58.49	L	133219 16.11 L
KX125	88 - 05	AB241008	56.00	L	133218 24.88 L
KLX140	08 - 16	AB241048	37.10	L	
KLX140L	08 - 16	AB241048	37.10	L	
KDX200	83 - 90	AB241044	72.74	L	
KDX200	91 - 06	AB241045	58.49	L	133217 15.50 L
KDX220	97 - 05	AB241045	58.49	L	133217 15.50 L
KDX250	80 - 84	AB241009	60.92	L	133216 21.67 L
KDX250	91 - 94	AB241010	59.70	L	133216 21.67 L
KL250 Super Sherpa	00 - 10	AB241059	42.93	L	
KLR250	85 - 05	AB241042	49.91	L	
KLX250S	06 - 14	AB241059	42.93	L	
KLX250SF	09 - 10	AB241059	42.93	L	
KX250	80 - 86	AB241009	60.92	L	133216 21.67 L

CRANKSHAFT BEARING AND SEAL KITS CONTINUED

MODEL	YEARS	CRANK SHAFT BEARING KIT		CRANK SHAFT SEAL ONLY KIT	
KAWASAKI CONTINUED					
KX250	87 - 01	AB241010	59.70	L 133216	21.67 L
KX250	02 - 07	AB241047	49.50	L 133216	21.67 L
KX250F	04 - 16	AB241081	39.03	L	
KLX300(R)	97 - 07	AB241059	42.93	L	
KX500	83 - 04	AB241011	72.62	L 133215	17.59 L
KTM					
50 SX	06 - 07	132526	52.64	L	
50 SX	10 - 16	132522	27.29	L	
50 SXS	11 - 14	132522	27.29	L	
JR ADV 50	01	132524	32.41	L	
JR ADV 50	02 - 03	132526	52.64	L	
MINI ADV 50	97 - 00	132524	32.41	L	
MINI ADV 50	02 - 07	132526	52.64	L	
SM 50	06	132526	52.64	L	
SR ADV 50	02 - 07	132526	52.64	L	
SX 50 Mini	08	132526	52.64	L	
SX 50 Mini	09 - 16	132522	27.29	L	
SX PRO JR 50	98 - 01	132524	32.41	L	
SX PRO JR 50	02 - 08	132526	52.64	L	
SX PRO JR 50	09	132522	27.29	L	
SX PRO SR 50	98 - 99	132524	32.41	L	
SX PRO SR 50	02 - 05	132526	52.64	L	
SX SR 50	00	132524	32.41	L	
SXR PRO JR 50	97	132524	32.41	L	
SXR PRO SR 50	97	132524	32.41	L	
SX 60	98 - 00	132528	49.35	L 133199	21.46 L
SX 65	98 - 08	132528	49.35	L 133199	21.46 L
SX 65	09 - 16	132530	47.03	L 133214	21.30 L
SXS 65	13 - 14	132530	47.03	L 133214	21.30 L
XC 65	08	132528	49.35	L 133199	21.46 L
XC 65	09	132530	47.03	L 133214	21.30 L
EGS 125	98 - 99	132518	94.23	L 133213	25.00 L
EXC 125	98 - 09	132518	94.23	L 133213	25.00 L
EXE 125	00 - 01	132518	94.23	L 133213	25.00 L
SX 125	98 - 15	132518	94.23	L 133213	25.00 L
SX 125	16			L 133213	25.00 L
SXS 125	04	132518	94.23	L 133213	25.00 L
SX 144	07 - 08	132518	94.23	L 133213	25.00 L
SX 150	09 - 15	132518	94.23	L 133213	25.00 L
SX 150	16			L 133213	25.00 L
XC 150	10 - 14	132518	94.23	L 133213	25.00 L
EGS 200	98 - 99	132518	94.23	L 133213	25.00 L
EXC 200	98 - 05	132518	94.23	L 133213	25.00 L
MXC 200	98 - 03	132518	94.23	L 133213	25.00 L
SX 200	00 - 04	132518	94.23	L 133213	25.00 L
XC 200	06 - 09	132518	94.23	L 133213	25.00 L
XC-W 200	06 - 16	132518	94.23	L 133213	25.00 L
EGS 250	97 - 99			L 133212	26.63 L
EXC 250	97 - 03			L 133212	26.63 L
EXC 250	04 - 05	132520	102.23	L 133212	26.63 L
EXC-G 250	02 - 05	132536	136.43	L	
Racing					
FREERIDE 250 R	15 - 16	132520	102.23	L 133212	26.63 L
MXC 250	98 - 01			L 133212	26.63 L
SX 250	97 - 02			L 133212	26.63 L
SX 250	03 - 16	132520	102.23	L 133212	26.63 L
SX-F 250	05 - 12	132534	145.92	L	
SXS 250	01			L 133212	26.63 L
SXS 250	03 - 04	132520	102.23	L 133212	26.63 L

MODEL	YEARS	CRANK SHAFT BEARING KIT		CRANK SHAFT SEAL ONLY KIT	
KTM CONTINUED					
XC 250	06 - 16	132520	102.23	L 133212	26.63 L
XC-F 250	07 - 12	132534	145.92	L	
XC-FW 250	07 - 12	132534	145.92	L	
XC-W 250	06 - 16	132520	102.23	L 133212	26.63 L
EXC 300	97 - 03			L 133212	26.63 L
EXC 300	04 - 05	132520	102.23	L 133212	26.63 L
MXC 300	97 - 03			L 133212	26.63 L
MXC 300	04 - 05	132520	102.23	L 133212	26.63 L
XC 300	06 - 16	132520	102.23	L 133212	26.63 L
XC-W 300	06 - 16	132520	102.23	L 133212	26.63 L
XC-W 300 SIX DAYS	15	132520	102.23	L 133212	26.63 L
EXC 380	98 - 02			L 133212	26.63 L
MXC 380	98 - 01			L 133212	26.63 L
SX 380	98 - 02			L 133212	26.63 L
EXC 400	00 - 02	132536	136.43	L	
EXC-G 400	04 - 06	132536	136.43	L	
MXC 400	01 - 02	132536	136.43	L	
SX 400	01 - 02	132536	136.43	L	
XC-W 400	07	132536	136.43	L	
EXC 450	03 - 07	132536	136.43	L	
EXC-G 450	04 - 07	132536	136.43	L	
MXC-G 450	03 - 05	132536	136.43	L	
SMR 450	05 - 07	132536	136.43	L	
SMS 450	03 - 04	132536	136.43	L	
SX 450	03 - 06	132536	136.43	L	
SXS 450	03 - 04	132536	136.43	L	
XC 450	04 - 07	132536	136.43	L	
XC-W 450	07	132536	136.43	L	
EXC 520	00 - 02	132536	136.43	L	
MXC 520	01 - 02	132536	136.43	L	
SX 520	00 - 02	132536	136.43	L	
EXC 525	03 - 07	132536	136.43	L	
MXC-G 525	03 - 05	132536	136.43	L	
SMR 525	05	132536	136.43	L	
SX 525	03 - 06	132536	136.43	L	
XC 525	06 - 07	132536	136.43	L	
XC-W 525	07	132536	136.43	L	
SXS 540	01	132536	136.43	L	
SUZUKI					
JR50	78 - 06	AB241067	31.71	L	
RM50	78 - 80	AB241068	45.98	L	
RM60	79 - 83	AB241068	45.98	L	
RM60	03	AB241006	42.57	L	
RM65	03 - 05	AB241006	42.57	L	
RM80	86 - 88	AB241013	40.03	L	
RM80	89 - 01	AB241014	50.58	L 133221	15.89 L
RM85	02 - 15	AB241014	50.58	L 133221	15.89 L
RM85L	03 - 15	AB241014	50.58	L 133221	15.89 L
DR100	83 - 90	AB241036	47.97	L	
RM100	03	AB241006	42.57	L 133219	16.11 L
SP100	83	AB241036	47.97	L	
TS100	73 - 77	AB241070	51.86	L 133201	26.23 L
DR125	82 - 88	AB241036	47.97	L	
DR125SE	94 - 02	AB241036	47.97	L	
DR-Z125	03 - 14	AB241036	47.97	L	
DR-Z125L	03 - 14	AB241036	47.97	L	
RM125	82 - 88	AB241015	48.30	L	
RM125	89 - 08	AB241016	63.20	L 133221	15.89 L
SP125	82 - 88	AB241036	47.97	L	
DR200	86 - 88	AB241036	47.97	L	
DR200 SE	96 - 15	AB241036	47.97	L	
SP200	86 - 88	AB241036	47.97	L	
DR250	82 - 85	AB241042	49.91	L	
DR250	90 - 93	AB241059	42.93	L	
DR250S	90 - 95	AB241059	42.93	L	

accessories

body

handlebar & grips

cables & levers

exhaust

engine

fuel & intake

electrical & ignition

clutch

drive

bearings

brakes

steering & suspension

tires

tools & shop

ENGINE

CRANKSHAFT BEARING AND SEAL KITS CONTINUED

MODEL	YEARS	CRANK SHAFT BEARING KIT	CRANK SHAFT SEAL ONLY KIT
SUZUKI CONTINUED			
DRZ250	01 - 07	AB241033	51.20 L
RM250	82 - 85	AB241069	45.43 L
RM250	86 - 88	AB241017	63.86 L
RM250	89 - 93	AB241019	64.66 L
RM250	94 - 95	AB241020	72.43 L
RM250	96 - 02	AB241021	70.86 L 133223 18.52 L
RM250	03 - 04	AB241046	57.22 L 133222 17.90 L
RMZ250	04 - 06	AB241081	39.03 L
DR350	90 - 99	AB241059	42.93 L
DR350SE	90 - 99	AB241059	42.93 L
DR400	80	AB241042	49.91 L
YAMAHA			
DT50	88 - 90	AB241022	38.52 L
YZ50	80	AB241022	38.52 L
YZ60	81 - 83	AB241022	38.52 L
BW80	86 - 90	AB241074	41.03 L
DT80	81 - 83	AB241022	38.52 L
GT80	73 - 80	AB241022	38.52 L
LB80	76 - 78	AB241022	38.52 L
MX80	80 - 81	AB241022	38.52 L
PW80	83 - 06	AB241074	41.03 L
TY80	74 - 75	AB241022	38.52 L
YZ80	74 - 77	AB241022	38.52 L
YZ80	80 - 92	AB241022	38.52 L 133208 15.74 L
YZ80	93 - 01	AB241023	37.70 L 133208 15.74 L
YZ85	02 - 16	AB241023	37.70 L 133208 15.74 L
DT100	74 - 83	AB241063	43.58 L
MX100	74 - 83	AB241063	43.58 L
RT100	90 - 00	AB241063	43.58 L
YZ100	76 - 81	AB241073	39.88 L
YZ100	82 - 83	AB241072	54.20 L
DT125	74 - 81	AB241072	54.20 L
IT125	80 - 81	AB241073	39.88 L
MX125	74 - 75	AB241072	54.20 L
MX125	76	AB241073	39.88 L
YZ125	74 - 75	AB241072	54.20 L
YZ125	76 - 79	AB241073	39.88 L
YZ125	80 - 85	AB241072	54.20 L
YZ125	86 - 00	AB241024	52.61 L 133207 18.21 L
YZ125	01 - 04	AB241025	53.22 L 133202 16.56 L
YZ125	05 - 16	AB241062	54.94 L 133206 15.59 L
CT175	72	AB241072	54.20 L
DT175	74 - 81	AB241072	54.20 L
IT175	77 - 81	AB241073	39.88 L
IT175	82 - 83	AB241072	54.20 L
MX175	74 - 81	AB241072	54.20 L
TY175	75 - 76	AB241072	54.20 L
YZ175	76	AB241073	39.88 L
IT200	84 - 86	AB241064	69.51 L
WR200	92	AB241065	69.51 L
DT250	74 - 76		133209 21.44 L
DT250	77 - 79	AB241026	62.77 L 133209 21.44 L
IT250	77 - 83	AB241026	62.77 L 133209 21.44 L
MX250	75	AB241026	62.77 L 133209 21.44 L
TTR250	99 - 06	AB241033	51.20 L
TY250	74 - 77	AB241026	62.77 L 133209 21.44 L
WR250	91 - 97	AB241027	61.44 L 133205 19.26 L
YZ250	76 - 87	AB241026	62.77 L 133209 21.44 L
YZ250	88 - 97	AB241027	61.44 L 133205 19.26 L
YZ250	98	AB241028	62.77 L
YZ250	99 - 00	AB241028	62.77 L 133204 18.00 L
YZ250	01 - 16	AB241029	63.80 L 133203 17.29 L
YZ250X	16	AB241029	63.80 L 133203 17.29 L
TT350	86 - 87	AB241042	49.91 L
TY350	85 - 86	AB241026	62.77 L

MODEL	YEARS	CRANK SHAFT BEARING KIT	CRANK SHAFT SEAL ONLY KIT
YAMAHA CONTINUED			
XT350	85 - 00	AB241042	49.91 L
DT400	75 - 78	AB241066	56.28 L 133209 21.44 L
IT400	76 - 79	AB241066	56.28 L 133209 21.44 L
MX400	75	AB241066	56.28 L 133209 21.44 L
YZ400	76 - 79	AB241066	56.28 L 133209 21.44 L
IT425	80	AB241066	56.28 L 133209 21.44 L
IT465	81 - 82	AB241066	56.28 L 133209 21.44 L
YZ465	80 - 81	AB241066	56.28 L 133209 21.44 L
IT490	83 - 84	AB241066	56.28 L 133209 21.44 L
YZ490	82 - 90	AB241066	56.28 L 133209 21.44 L
TT500	76 - 81	AB241058	56.88 L
WR500	92 - 93	AB241066	56.28 L 133209 21.44 L
XT500	76 - 82	AB241058	56.88 L
XT550	82	AB241058	56.88 L

COUNTERSHAFT SEAL KIT



Includes 4 O-rings, 1 bushing, 1 snap ring, and 1 seal

MODEL	YEARS	MFG#	COUNTER SHAFT SEAL KIT
HONDA			
CR125R	86 - 03	25-4010	132594 15.89 L
CR125R	04 - 07	25-4009	132592 15.56 L
CR250R	88 - 07	25-4008	132590 15.09 L
CRF250R	04 - 16	25-4009	132592 15.56 L
CRF250X	04 - 15	25-4009	132592 15.56 L
CRF450R	02 - 16	25-4008	132590 15.09 L
CRF450X	05 - 15	25-4008	132590 15.09 L
CR500R	88 - 01	25-4008	132590 15.09 L
HUSABERG			
FE250	13	25-4001	132576 19.64 L
FE250	14	25-4003	132580 17.42 L
TE250	11 - 14	25-4003	132580 17.42 L
TE300	11 - 14	25-4003	132580 17.42 L
FE350	13 - 14	25-4001	132576 19.64 L
390FE	10 - 11	25-4001	132576 19.64 L
450FE	09 - 11	25-4001	132576 19.64 L
450FX	10 - 11	25-4001	132576 19.64 L
FE450	14	25-4001	132576 19.64 L
FE501	13 - 14	25-4001	132576 19.64 L
570FE	09 - 11	25-4001	132576 19.64 L
570FS	10 - 11	25-4001	132576 19.64 L
HUSQVARNA			
TC 85	14 - 15	25-4005	132584 16.94 L
TC 125	14 - 15	25-4001	132576 19.64 L
TE 125	15	25-4001	132576 19.64 L
FC 250	14 - 15	25-4001	132576 19.64 L
FE 250	14 - 15	25-4001	132576 19.64 L
TC 250	14 - 15	25-4003	132580 17.42 L
TE 250	14 - 15	25-4003	132580 17.42 L
TE 300	14 - 15	25-4003	132580 17.42 L
FC 350	14 - 15	25-4001	132576 19.64 L
FE 350	14 - 15	25-4001	132576 19.64 L
FE 350S	15	25-4001	132576 19.64 L
FC 450	14 - 15	25-4001	132576 19.64 L
FE 450	14	25-4001	132576 19.64 L
FE 501	14 - 15	25-4001	132576 19.64 L
FE 501S	15	25-4001	132576 19.64 L
KAWASKI			
KX60	83 - 03	25-4018	132608 15.56 L
KX65	00 - 04	25-4018	132608 15.56 L



COUNTERSHAFT SEAL KIT

MODEL	YEARS	MFG#	COUNTER SHAFT SEAL KIT		
KAWASAKI CONTINUED					
KX65	05 - 15	25-4017	132606	15.89	L
KX80	83 - 00	25-4018	132608	15.56	L
KX80 BIG WHEEL	92 - 94	25-4018	132608	15.56	L
KX85	01 - 04	25-4018	132608	15.56	L
KX85	05 - 15	25-4017	132606	15.89	L
KX100	95 - 04	25-4018	132608	15.56	L
KX100	05 - 15	25-4017	132606	15.89	L
KX125	94 - 05	25-4016	132604	17.09	L
KDX200	89 - 06	25-4036	133941	19.95	L
KDX220	97 - 05	25-4036	133941	19.95	L
KDX250	91 - 94	25-4015	132602	20.72	L
KLX250R	94 - 96	25-4038	133942	19.95	L
KLX250S	06 - 14	25-4040	133943	19.95	L
KLX250SF	09 - 10	25-4040	133943	19.95	L
KX250	91 - 07	25-4015	132602	20.72	L
KX250F	04 - 05	25-4013	132600	15.89	L
KX250F	06 - 13	25-4012	132598	20.05	L
KX250F	14 - 16	25-4035	133253	14.94	L
KLX300(R)	97 - 02	25-4038	133942	19.95	L
KLX300(R)	03 - 07	25-4037	133944	19.95	L
KLX450R	08 - 09	25-4011	132596	19.76	L
KX450F	06 - 16	25-4011		\$0.00	0
KX500	88 - 04	25-4043	133945	19.95	L
KL650 A (KLR)	97 - 07	25-4039	133946	19.95	L
KL650 E (KLR)	08 - 14	25-4039	133946	19.95	L
KLX650R	93 - 96	25-4039	133946	19.95	L
KTM					
SX 60	98 - 00	25-4007	132588	19.02	L
SX 65	98 - 08	25-4007	132588	19.02	L
SX 65	09 - 16	25-4006	132586	15.89	L
SXS 65	13 - 14	25-4006	132586	15.89	L
XC 65	08	25-4007	132588	19.02	L
XC 65	09	25-4006	132586	15.89	L
SX 85	03 - 16	25-4005	132584	16.94	L
SXS 85	13 - 14	25-4005	132584	16.94	L
XC 85	08 - 09	25-4005	132584	16.94	L
SX 105	06 - 11	25-4005	132584	16.94	L
XC 105	08 - 09	25-4005	132584	16.94	L
SX 125	98 - 15	25-4001	132576	19.64	L
SX 125	16	25-4045	133947	19.95	L
SXS 125	04	25-4001	132576	19.64	L
SX 144	07 - 08	25-4001	132576	19.64	L
SX 150	09 - 15	25-4001	132576	19.64	L
SX 150	16	25-4045	133947	19.95	L
XC 150	10 - 14	25-4001	132576	19.64	L
EGS 200	98 - 99	25-4004	132582	26.53	L
EXC 200	98 - 05	25-4001	132276	18.95	L
MXC 200	98 - 03	25-4001	132576	19.64	L
SX 200	00 - 04	25-4001	132576	19.64	L
XC 200	06 - 09	25-4001	132576	19.64	L
XC-W 200	06 - 16	25-4001	132576	19.64	L
250 SX-F FACTORY EDITION	15	25-4001	132576	19.64	L
EGS 250	94 - 99	25-4004	132582	26.53	L
EXC 250	94 - 03	25-4004	132582	26.53	L
EXC 250	04 - 05	25-4003	132580	17.42	L
EXC-G 250	02 - 05	25-4001	132576	19.64	L
RACING FREERIDE 250 R	15 - 16	25-4003	132580	17.42	L
MXC 250	98 - 01	25-4004	132582	26.53	L
SX 250	94 - 02	25-4004	132582	26.53	L

MODEL	YEARS	MFG#	COUNTER SHAFT SEAL KIT		
KTM CONTINUED					
SX 250	03 - 16	25-4003	132582	26.53	L
SX-F 250	05 - 16	25-4001	132580	17.42	L
SXS 250	01	25-4004	132576	19.64	L
SXS 250	03 - 04	25-4003	132582	26.53	L
XC-F 250	07 - 16	25-4001	132576	19.64	L
XC-FW 250	07 - 16	25-4001	132576	19.64	L
XC-W 250	06 - 16	25-4003	132580	17.42	L
EGS 300	94 - 99	25-4004	132582	26.53	L
EXC 300	94 - 03	25-4004	132582	26.53	L
EXC 300	04 - 05	25-4003	132580	17.42	L
MXC 300	94 - 03	25-4004	132582	26.53	L
MXC 300	04 - 05	25-4003	132580	17.42	L
SX 300	94	25-4004	132582	26.53	L
XC 300	06 - 16	25-4003	132580	17.42	L
XC-W 300	06 - 16	25-4003	132580	17.42	L
XC-W 300 SIX DAYS	15	25-4003	132580	17.42	L
EXC-F 350	13 - 16	25-4001	132576	19.64	L
SX-F 350	11 - 16	25-4001	132576	19.64	L
XC-F 350	11 - 16	25-4001	132576	19.64	L
XC-FW 350	12 - 16	25-4001	132576	19.64	L
XC-FW 350 SIX DAYS	15	25-4001	132576	19.64	L
EGS 360	96 - 97	25-4004	132582	26.53	L
EXC 360	96 - 97	25-4004	132582	26.53	L
MXC 360	96 - 97	25-4004	132582	26.53	L
SX 360	96 - 97	25-4004	132582	26.53	L
EGS 380	98 - 99	25-4004	132582	26.53	L
EXC 380	98 - 02	25-4004	132582	26.53	L
MXC 380	98 - 01	25-4004	132582	26.53	L
SX 380	98 - 02	25-4004	132582	26.53	L
EXC 400	00 - 02	25-4001	132576	19.64	L
EXC-G 400	04 - 06	25-4001	132576	19.64	L
MXC 400	01 - 02	25-4001	132576	19.64	L
SX 400	00 - 02	25-4001	132576	19.64	L
XC-W 400	07 - 10	25-4001	132576	19.64	L
450 SX-F FACTORY EDITION	15	25-4001	132576	19.64	L
EXC 450	03 - 11	25-4001	132576	19.64	L
EXC-G 450	04 - 07	25-4001	132576	19.64	L
EXC-R 450	08	25-4001	132576	19.64	L
MXC-G 450	03 - 05	25-4001	132576	19.64	L
SMR 450	05 - 07	25-4001	132576	19.64	L
SMS 450	04	25-4001	132576	19.64	L
SX 450	03 - 06	25-4001	132578	15.89	L
SX-F 450	07 - 12	25-4002	132576	19.64	L
SX-F 450	13 - 16	25-4001	132576	19.64	L
SXS 450	03 - 04	25-4001	132576	19.64	L
XC 450	04 - 07	25-4001	132576	19.64	L
XC-F 450	08 - 09	25-4002	132578	15.89	L
XC-F 450	13 - 16	25-4001	132576	19.64	L
XCR-W 450	08	25-4001	132576	19.64	L
XC-W 450	07 - 16	25-4001	132576	19.64	L
EXC 500	12 - 16	25-4001	132576	19.64	L
EXC 500 SIX DAYS	16	25-4001	132576	19.64	L
XC-W 500	12 - 16	25-4001	132576	19.64	L
SX-F 505	08	25-4002	132578	15.89	L
XC-F 505	08 - 09	25-4002	132578	15.89	L
EXC 520	00 - 02	25-4001	132576	19.64	L
MXC 520	01 - 02	25-4001	132576	19.64	L
SX 520	00 - 02	25-4001	132576	19.64	L

- accessories
- body
- handlebar & grips
- cables & levers
- exhaust
- engine**
- fuel & intake
- electrical & ignition
- clutch
- drive
- bearings
- brakes
- steering & suspension
- tires
- tools & shop



COUNTERSHAFT SEAL KIT

- accessories
- body
- handlebar & grips
- cables & levers
- exhaust
- engine**
- fuel & intake
- electrical & ignition
- clutch
- drive
- bearings
- brakes
- steering & suspension
- tires
- tools & shop

MODEL	YEARS	MFG#	COUNTER SHAFT SEAL KIT		
KTM					
MXC-G 525	03 - 05	25-4001	132576	19.64	L
SMR 525	05	25-4001	132576	19.64	L
SX 525	03 - 06	25-4001	132576	19.64	L
XC 525	06 - 07	25-4001	132576	19.64	L
XC-W 525	07	25-4001	132576	19.64	L
EXC 530	10 - 11	25-4001	132576	19.64	L
EXC-R 530	08 - 09	25-4001	132576	19.64	L
XCR-W 530	08	25-4001	132576	19.64	L
XC-W 530	09 - 11	25-4001	132576	19.64	L
SXS 540	01	25-4001	132576	19.64	L
SUZUKI					
RM65	03 - 05	25-4018	132608	15.56	L
RM125	92 - 03	25-4029	132630	16.96	L
RM125	04 - 08	25-4026	132624	15.56	L
RM250	89 - 02	25-4027	132626	15.89	L
RM250	03 - 08	25-4028	132628	15.89	L
RMX250	89 - 99	25-4027	132626	15.89	L
RMZ250	04 - 06	25-4013	132600	15.89	L
RMZ250	07 - 12	25-4026	132624	15.56	L
RMZ250	13 - 15	25-4028	132628	15.89	L
DRZ400E	00 - 07	25-4025	132622	15.56	L
DRZ400K	00 - 03	25-4025	132622	15.56	L
DRZ400S	00 - 15	25-4025	132622	15.56	L
DRZ400SM	05 - 15	25-4025	132622	15.56	L
RMX450	10 - 11	25-4030	132632	16.60	L
RMZ450	05 - 15	25-4030	132632	16.60	L

MODEL	YEARS	MFG#	COUNTER SHAFT SEAL KIT		
YAMAHA					
YZ85	02 - 16	25-4024	132620	15.56	L
YZ125	87 - 04	25-4024	132620	15.56	L
YZ125	05 - 16	25-4023	132618	15.56	L
WR250	91 - 97	25-4022	132616	15.89	L
WR250F	01 - 14	25-4020	132612	15.56	L
WR250F	15	25-4044	133948	19.95	L
YZ250	78 - 98	25-4022	132626	15.89	L
YZ250	99 - 16	25-4021	132614	18.27	L
YZ250F	01 - 13	25-4020	132612	15.56	L
YZ250F	14 - 16	25-4044	133948	19.95	L
YZ250FX	15	25-4044	133948	19.95	L
YZ250X	16	25-4021	132614	18.27	L
WR400F	98 - 00	25-4019	132610	16.89	L
YZ400F	98 - 99	25-4019	132610	16.89	L
WR426F	01 - 02	25-4019	132610	16.89	L
YZ426F	00 - 02	25-4019	132610	16.89	L
WR450F	03 - 15	25-4019	132610	16.89	L
YZ450F	03 - 16	25-4019	132610	16.89	L



GASKET SETS

TOP END GASKET SETS

These sets include the head, base and upper end gaskets. These sets are designed for piston replacement.



COMPLETE GASKET SETS

These sets include all gaskets necessary to rebuild the engine and transmission. Seals not included.



OIL SEAL SETS

These sets include all oil seals necessary to rebuild the engine and transmission including output shaft, water pump, clutch, shift and starter seals.



MODEL	YEARS	TOP END GASKET KIT	COMPLETE GASKET KIT	COMPLETE GASKET KIT WITH OIL SEALS	ENGINE OIL SEAL KIT	WATER PUMP REBUILD KIT	MECHANICAL WATER PUMP SEAL
HONDA							
CRF50F	04 - 15	810209 19.95 L	808209 42.95 L	837231 61.95 L	822212 18.95 L		
XR50R	00 - 03	810209 19.95 L	808209 42.95 L	837231 61.95 L	822212 18.95 L		
Z-50R	88 - 99	810209 19.95 L	808209 42.95 L	837231 61.95 L	822212 18.95 L		
CRF70F	04 - 12	810210 19.95 L	808210 42.95 L	837232 61.95 L	822212 18.95 L		
CT70 TRAIL	91 - 93				822212 18.95 L		
CT70 TRAIL	94	810210 19.95 L	808210 42.95 L	837232 61.95 L	822212 18.95 L		
XR70R	97 - 03	810210 19.95 L	808210 42.95 L	837232 61.95 L	822212 18.95 L		
CR80	80 - 82	810200 6.95 L					
CR80	83	810201 11.95 L					
CR80	84	810202 11.95 L					
CR80R	85	810203 13.95 L	808203 37.95 L	837226 54.95 L	822105 16.95 L	837955 46.00 L	
CR80R	86 - 91	810205 15.95 L	808205 44.95 L	837227 66.95 L	822181 20.95 L	837955 46.00 L	
CR80R	92 - 02	810206 17.95 L	808206 44.95 L	837228 66.95 L	822181 20.95 L	837955 46.00 L	
CR80RB	97 - 02	810206 17.95 L	808206 44.95 L	837228 66.95 L	822181 20.95 L	837955 46.00 L	
CRF80F	04 - 13	810208 26.95 L	808208 48.95 L	837230 63.95 L	822162 13.95 L		
XL80S	80 - 85	810207 16.95 L	808207 48.95 L	837229 63.95 L	822162 13.95 L		
XR80	79 - 84	810207 16.95 L	808207 48.95 L	837229 63.95 L	822162 13.95 L		
XR80R	85 - 91	810207 16.95 L	808207 48.95 L	837229 63.95 L	822162 13.95 L		
XR80R	92		808208 48.95 L				
XR80R	93 - 03	810208 26.95 L	808208 48.95 L	837230 63.95 L	822162 13.95 L		
CR85R/RB	03 - 04	810211 17.95 L	808211 44.95 L	837233 66.95 L	822181 20.95 L	837955 46.00 L	
CR85R/RB	05 - 07	810212 21.95 L	808212 50.95 L	837234 68.95 L	822181 20.95 L	837955 46.00 L	
CRF100F	04 - 13	810221 16.95 L	808221 48.95 L	837237 64.95 L	822163 14.95 L		
XR100R	85 - 91	810220 16.95 L	808220 48.95 L	837236 64.95 L	822163 14.95 L		
XR100R	92 - 03	810221 16.95 L	808221 48.95 L	837237 64.95 L	822163 14.95 L		
CR125R	83	810230 12.95 L					
CR125R	84 - 85	810231 32.95 L	808231 44.95 L	837239 63.95 L	822106 18.95 L	837956 39.00 L	
CR125R	86	810232 15.95 L	808232 46.95 L	837240 66.95 L	822283 18.95 L	837956 39.00 L	
CR125R	87	810245 30.95 L	808245 46.95 L	837252 68.95 L	822107 20.95 L	837957 42.00 L	
CR125R	88 - 89	810233 30.95 L	808233 46.95 L	837241 68.95 L	822107 20.95 L	837957 42.00 L	
CR125R	90 - 97	810235 30.95 L	808235 46.95 L	837242 68.95 L	822107 20.95 L	837958 42.00 L	
CR125R	98 - 99	810236 30.95 L	808236 50.95 L	837243 72.95 L	822107 20.95 L	837958 42.00 L	
CR125R	00	810237 30.95 L	808247 50.95 L	837253 72.95 L	822107 20.95 L	837958 42.00 L	
CR125R	01 - 02	810237 30.95 L	808237 50.95 L	837244 72.95 L	822107 20.95 L	837958 42.00 L	
CR125R	03	810239 31.95 L	808239 54.95 L	837246 81.95 L	822265 26.95 L	837958 42.00 L	
CR125R	04	810243 31.95 L	808243 55.95 L	837250 83.95 L	822270 26.95 L	837958 42.00 L	
CR125R	05 - 07	810244 33.95 L	808244 58.95 L	837251 88.95 L	822271 28.95 L	837959 38.00 L	
CR125R 57.5MM OB	05 - 07	837929 35.72 L					
XL125	76 - 85	810225 26.95 L					
CRF150F	03 - 05	810238 50.95 L		837245 91.95 L	822179 15.95 L		
CRF150F	06 - 15	810248 35.95 L	808248 52.95 L	837254 63.95 L	822331 9.95 L		
CRF150F	16				822331 9.95 L		
CRF150R/RB	07 - 16	810213 61.95 L	808213 111.95 L	837235 157.95 L	822332 43.95 L	837960 31.00 L	
CTX200	02 - 11	837928 50.29 L	837927 73.23 L				

- accessories
- body
- handlebar & grips
- cables & levers
- exhaust
- engine**
- fuel & intake
- electrical & ignition
- clutch
- drive
- bearings
- brakes
- steering & suspension
- tires
- tools & shop



WINDEROSA GASKET SETS CONTINUED

MODEL	YEARS	TOP END GASKET KIT	COMPLETE GASKET KIT	COMPLETE GASKET KIT WITH OIL SEALS	ENGINE OIL SEAL KIT	WATER PUMP REBUILD KIT	MECHANICAL WATER PUMP SEAL
HONDA CONTINUED							
TLR200 REFLEX	86 - 87	810240 28.95 L			822289 21.95 L		
XR200R	86 - 91	810240 28.95 L	808240 61.95 L	837247 84.95 L	822289 21.95 L		
XR200R	93 - 02	810241 28.95 L	808241 61.95 L	837248 84.95 L	822289 21.95 L		
CRF230F	03 - 16	810242 50.95 L	808242 73.95 L	837249 88.95 L	822180 12.95 L		
CRF230L	08 - 09	810242 50.95 L	808229 79.95 L	837238 93.95 L	822180 12.95 L		
CRF230M	09	810242 50.95 L	808229 79.95 L	837238 93.95 L	822180 12.95 L		
CR250R	78 - 80	810249 27.95 L					
CR250R	81 - 82	810250 15.95 L					
CR250R	83	810251 12.95 L					
CR250R	84	810252 14.95 L	808252 40.95 L	837255 61.95 L	822108 20.95 L		
CR250R	85	810253 15.95 L	808253 48.95 L	837256 73.95 L	822109 22.95 L		
CR250R	86	810254 15.95 L	808254 48.95 L	837257 73.95 L	822109 22.95 L		
CR250R	87	810255 17.95 L	808255 55.95 L	837258 79.95 L	822109 22.95 L		
CR250R	88	810256 30.95 L	808256 55.95 L	837259 76.95 L	822110 19.95 L		
CR250R	89 - 91	810257 22.95 L	808257 55.95 L	837260 76.95 L	822110 19.95 L		
CR250R	92 - 01	810259 30.95 L	808259 58.95 L	837262 79.95 L	822111 19.95 L	837961 33.00 L	
CR250R	02 - 04	810261 31.95 L	808261 58.95 L	837264 81.95 L	822177 21.95 L	837962 30.00 L	
CR250R	05 - 07	810264 35.95 L	808264 64.95 L	837267 91.95 L	822268 26.95 L	837962 30.00 L	
CR250R 0.01" METAL HEAD GASKET	89 - 91	810260 22.95 L	808260 55.95 L	837263 76.95 L	822110 19.95 L		
CRF250R	04 - 07	810262 58.95 L	808262 113.95 L	837265 162.95 L	822248 41.95 L	837963 30.00 L	
CRF250R	08 - 09	810268 58.95 L	808268 113.95 L	837271 162.95 L	822248 41.95 L	837963 30.00 L	
CRF250R	10 - 16	810285 58.95 L	808285 113.95 L	837279 162.95 L	822357 40.95 L	837964 47.00 L	839044 19.95 L
CRF250R 81MM OB	04 - 07	837926 56.17 L					
CRF250X	04 - 15	810262 58.95 L	808262 113.95 L	837265 162.95 L	822248 41.95 L	837963 30.00 L	
CRF250X 81MM OB	04 - 13	837926 56.17 L					
XR250L	91 - 96	810258 53.95 L	808258 81.95 L	837261 104.95 L	822219 21.95 L		
XR250R	86 - 95	810258 53.95 L	808258 81.95 L	837261 104.95 L	822219 21.95 L		
XR250R	96 - 04	810263 53.95 L	808263 81.95 L	837266 107.95 L	822220 24.95 L		
XR400R	96 - 98	810265 36.95 L	808265 60.95 L	837268 84.95 L	822160 22.95 L		
XR400R	99 - 04	810265 36.95 L	808265 60.95 L	837269 84.95 L	822161 22.95 L		
CR450R	81	810270 15.95 L					
CRF450R	02 - 06	810267 58.95 L	808267 119.95 L	837270 160.95 L	822178 41.95 L	837965 29.00 L	
CRF450R	07 - 08	810278 71.95 L	808278 131.95 L	837275 175.95 L	822330 44.95 L	837965 29.00 L	
CRF450R	09 - 16	810284 71.95 L	808284 131.95 L	837278 175.95 L	822352 41.95 L	837966 43.00 L	839044 19.95 L
CRF450X	05 - 15	810276 71.95 L	808276 131.95 L	837274 175.95 L	822315 41.95 L	837967 51.00 L	839045 23.95 L
CRF450X 99MM OB	05 - 14	837923 76.27 L					
CR480R	82 - 83	810270 15.95 L					
CR500R	84	810271 15.95 L					
CR500R	85 - 88	810272 25.95 L	808272 58.95 L	837272 85.95 L	822182 25.95 L	837968 40.00 L	
CR500R	89 - 01	810273 30.95 L	808273 61.95 L	837273 82.95 L	822110 19.95 L	837968 40.00 L	
XR600R	85 - 00	810280 47.95 L	808280 81.95 L	837276 105.95 L	822164 22.95 L		
XR650L	93 - 15	810281 47.95 L	808281 81.95 L	837277 105.95 L	822165 22.95 L		
HUSABERG							
TE250	11 - 14	810333 32.95 L	808334 60.95 L	837301 74.95 L	822269 24.95 L		
TE300	11 - 14	810335 26.95 L	808335 54.95 L	837311 80.95 L	822269 24.95 L		
450FE	09 - 11	837911 66.52 L					
450FX	10 - 11	837911 66.52 L					
HUSQVARNA							
TC 85	14 - 15	837919 21.83 L	837917 48.88 L	837918 86.37 L	822264 37.95 L	837969 46.00 L	
TC 125	14 - 15	810330 32.95 L	808330 60.95 L	837288 74.95 L	822187 24.95 L	837970 38.00 L	
TE 125	15	810330 32.95 L	808330 60.95 L	837288 74.95 L	822187 24.95 L	837970 38.00 L	
FC 250	14 - 15	839338 62.72 L				837971 28.00 L	
FE 250	14 - 15	839338 62.72 L	839347 97.82 L	839349 137.69 L	839375 34.00 L	837971 28.00 L	
TC 250	14 - 15	810333 32.95 L	808333 60.95 L	837309 85.95 L	822269 24.95 L	837972 36.00 L	
TE 250	14 - 15	810333 32.95 L	808334 60.95 L	837301 74.95 L	822269 24.95 L	837972 36.00 L	
TE 300	14 - 15	810335 26.95 L	808335 54.95 L	837311 80.95 L	822269 24.95 L	837972 36.00 L	
FC 350	14 - 15	810339 70.95 L	839348 90.73 L	839364 127.06 L	839375 34.00 L	837971 28.00 L	
FE 350	14	810339 70.95 L	839349 137.69 L	839365 140.15 L	839375 34.00 L	837973 34.00 L	



WINDEROSA GASKET SETS CONTINUED

MODEL	YEARS	TOP END GASKET KIT	COMPLETE GASKET KIT	COMPLETE GASKET KIT WITH OIL SEALS	ENGINE OIL SEAL KIT	WATER PUMP REBUILD KIT	MECHANICAL WATER PUMP SEAL
HUSQVARNA CONTINUED							
FE 350	15	810339 70.95 L	839350 100.23 L	839365 140.15 L	839375 34.00 L	837973 34.00 L	
FE 350S	15	810339 70.95 L	839350 100.23 L	839365 140.15 L	839375 34.00 L	837973 34.00 L	
FC 450	14 - 15	837915 68.52 L	839351 87.69 L	839366 120.93 L	837914 41.05 L	837974 48.00 L	
FE 450	14	837911 66.52 L	839352 83.99 L	839367 114.78 L	837914 41.05 L	837974 48.00 L	
FE 501	14 - 15	837911 66.52 L	837912 86.37 L	837913 127.42 L	837914 41.05 L	837975 45.00 L	
FE 501S	15	837911 66.52 L	837912 86.37 L	837913 127.42 L	837914 41.05 L	837975 45.00 L	
KAWASAKI							
KDX50	03 - 06	810416 11.95 L	808416 24.95 L	837328 45.95 L	822224 19.95 L		
KX60	85 - 03	810407 15.95 L	808407 26.95 L	837320 41.95 L	822290 13.95 L	837976 37.00 L	
KX60 OB	85 - 03	810413 20.95 L	808413 29.95 L	837325 47.95 L	822290 13.95 L		
KX65	00 - 05	810412 20.95 L	808412 29.95 L	837324 48.95 L	822135 17.95 L	837977 34.00 L	
KX65	06 - 15	810412 20.95 L	808417 40.95 L	837329 57.95 L	822135 17.95 L	837978 34.00 L	
KD80	80 - 87	810400 7.95 L					
KD80	88 - 90	810401 7.95 L					
KX80	83 - 85	810402 12.95 L	808402 28.95 L	837315 43.95 L	822290 13.95 L		
KX80	86 - 87	810403 12.95 L	808403 28.95 L	837316 43.95 L	822290 13.95 L	837979 27.00 L	
KX80	88 - 89	810404 15.95 L	808404 35.95 L	837317 51.95 L	822291 15.95 L	837979 27.00 L	
KX80	90	810406 17.95 L	808406 34.95 L	837319 50.95 L	822291 15.95 L	837979 27.00 L	
KX80	91 - 97	810405 16.95 L	808405 33.95 L	837318 50.95 L	822291 15.95 L	837979 27.00 L	
KX80	98 - 00	810410 16.95 L	808410 41.95 L	837322 61.95 L	822292 18.95 L	837979 27.00 L	
KX80 BIG WHEEL	92 - 94	810405 16.95 L	808405 33.95 L	837318 50.95 L	822291 15.95 L	837979 27.00 L	
KX85	01 - 06	810414 17.95 L	808414 41.95 L	837326 61.95 L	822292 18.95 L	837979 27.00 L	
KX85	07 - 13	810414 17.95 L	808419 44.95 L	837331 64.95 L	822292 18.95 L	837979 27.00 L	
KX85	14 - 15	839339 32.00 L	839353 52.00 L	839368 68.60 L	822292 18.95 L	837979 27.00 L	
KE100	76 - 01	810408 22.95 L					
KX100	95 - 97	810409 22.95 L	808409 38.95 L	837321 54.95 L	822291 15.95 L	837979 27.00 L	
KX100	98 - 05	810411 24.95 L	808411 41.95 L	837323 61.95 L	822292 18.95 L	837979 27.00 L	
KX100	06 - 13	810411 24.95 L	808418 49.95 L	837330 69.95 L	822292 18.95 L	837979 27.00 L	
KX100	14 - 15	839340 32.00 L	839354 52.00 L	839369 68.60 L	822292 18.95 L	837979 27.00 L	
KLX110	02 - 16	810415 31.95 L	808415 47.95 L	837327 64.95 L	822216 15.95 L		
KLX110L	10 - 16	810415 31.95 L	808415 47.95 L	837327 64.95 L	822216 15.95 L		
KLX125	03 - 06	810531 31.95 L	808531 58.95 L	837378 85.95 L	822226 25.95 L		
KLX125L	03 - 06	810531 31.95 L	808531 58.95 L	837378 85.95 L	822226 25.95 L		
KX125	85 - 86	810420 19.95 L	808420 35.95 L	837332 53.95 L	822293 17.95 L		
KX125	87	810421 19.95 L	808421 38.95 L	837333 57.95 L	822293 17.95 L		
KX125	88	810426 23.95 L	808426 48.95 L	837338 70.95 L	822294 20.95 L	837980 44.00 L	
KX125	89	810422 23.95 L	808422 48.95 L	837334 70.95 L	822294 20.95 L	837980 44.00 L	
KX125	90 - 91	810423 29.95 L	808423 44.95 L	837335 68.95 L	822298 22.95 L	837980 44.00 L	
KX125	92 - 93	810424 29.95 L	808424 44.95 L	837336 68.95 L	822298 22.95 L	837981 43.00 L	
KX125	94	810428 29.95 L	808428 44.95 L	837340 68.95 L	822101 22.95 L	837981 43.00 L	
KX125	95 - 97	810425 29.95 L	808425 55.95 L	837337 78.95 L	822101 22.95 L	837982 39.00 L	
KX125	98 - 00	810427 29.95 L	808427 55.95 L	837339 78.95 L	822183 22.95 L	837982 39.00 L	
KX125	01 - 02	810429 30.95 L	808429 60.95 L	837341 84.95 L	822183 22.95 L	837982 39.00 L	
KX125	03 - 05	810430 30.95 L	808430 57.95 L	837342 81.95 L	822183 22.95 L	837983 40.00 L	
KX125 56MM OB	98 - 00	837920 31.82 L			822183 22.95 L		
KDX200	86 - 88	810441 23.95 L	808441 57.95 L	837344 74.95 L	822102 15.95 L		
KDX200	89 - 94	810440 23.95 L	808440 56.95 L	837343 81.95 L	822295 22.95 L	837984 38.00 L	
KDX200	95 - 06	810442 23.95 L		837345 80.95 L	822296 21.95 L	837985 39.00 L	839046 19.95 L
KDX220	97 - 05	810445 23.95 L	808445 57.95 L	837346 80.95 L	822296 21.95 L	837985 39.00 L	839046 19.95 L
KDX250	91 - 94	810454 32.95 L	808458 61.95 L	837355 86.95 L	822287 22.95 L	837986 40.00 L	
KL250 SUPER SHERPA	01 - 04			837356 79.95 L			
KLR250	85 - 05	810459 32.95 L	808459 64.95 L	837356 79.95 L	822136 13.95 L	837987 36.00 L	839047 19.95 L
KLX250R	94 - 96	810460 32.95 L	808460 64.95 L	837357 79.95 L	822137 13.95 L	837988 46.00 L	839046 19.95 L
KLX250S	06 - 14	810460 32.95 L	808460 64.95 L	837357 79.95 L	822137 13.95 L	837988 46.00 L	839046 19.95 L
KLX250SF	09 - 10	810460 32.95 L	808460 64.95 L	837357 79.95 L	822137 13.95 L	837988 46.00 L	839046 19.95 L
KX250	82	810450 15.95 L	808450 37.95 L	837347 51.95 L	822129 12.95 L		
KX250	83 - 84	810451 14.95 L	808451 37.95 L	837348 54.95 L	822281 19.95 L		
KX250	85 - 86	810452 19.95 L	808452 37.95 L	837349 54.95 L	822284 19.95 L		
KX250	87	810453 26.95 L	808453 43.95 L	837350 66.95 L	822285 21.95 L		
KX250	88 - 89	810454 32.95 L	808454 61.95 L	837351 83.95 L	822286 20.95 L	837986 40.00 L	
KX250	90 - 91	810455 32.95 L	808455 61.95 L	837352 83.95 L	822287 22.95 L	837986 40.00 L	
KX250	92	810456 32.95 L	808456 61.95 L	837353 83.95 L	822287 22.95 L	837989 39.00 L	

- accessories
- body
- handlebar & grips
- cables & levers
- exhaust
- engine
- fuel & intake
- electrical & ignition
- clutch
- drive
- bearings
- brakes
- steering & suspension
- tires
- tools & shop



WINDEROSA GASKET SETS CONTINUED

MODEL	YEARS	TOP END GASKET KIT	COMPLETE GASKET KIT	COMPLETE GASKET KIT WITH OIL SEALS	ENGINE OIL SEAL KIT	WATER PUMP REBUILD KIT	MECHANICAL WATER PUMP SEAL
KAWASAKI CONTINUED							
KX250	93 - 96	810457 32.95 L	808478 61.95 L	837369 88.95 L	822288 25.95 L	837989 39.00 L	
KX250	97 - 03	810457 32.95 L	808457 61.95 L	837354 88.95 L	822288 25.95 L	837990 46.00 L	
KX250	04	810464 32.95 L	808464 61.95 L	837360 86.95 L	822297 22.95 L	837990 46.00 L	
KX250	05 - 07	810465 32.95 L	808465 61.95 L	837361 86.95 L	822257 22.95 L	837991 51.00 L	
KX250F	04 - 05	810463 46.95 L	808463 78.95 L	837359 129.95 L	822223 43.95 L	837992 52.00 L	
KX250F	06 - 08	810463 46.95 L	808463 78.95 L	837362 129.95 L	822316 43.95 L	837992 52.00 L	
KX250F	09 - 16	810481 63.95 L	808481 94.95 L	837371 140.95 L	822316 43.95 L	837993 40.00 L	
KLX300(R)	97 - 07	810461 32.95 L	808461 64.95 L	837358 79.95 L	822137 13.95 L	837988 46.00 L	839046 19.95 L
KLX400R	03 - 04	810585 39.95 L	808585 67.95 L	837406 99.95 L	822193 24.95 L	837994 62.00 L	839047 19.95 L
KLX400SR	03 - 04	810585 39.95 L	808585 67.95 L	837406 99.95 L	822193 24.95 L	837994 62.00 L	839047 19.95 L
KLX450R	08 - 09	810469 65.95 L	808480 113.95 L	837370 146.95 L	822336 24.95 L	837995 45.00 L	
KX450F	06 - 08	810469 65.95 L	808469 113.95 L	837363 146.95 L	822319 24.95 L	837995 45.00 L	
KX450F	09 - 15	810482 65.95 L	808482 121.95 L	837372 154.95 L	822319 24.95 L	837996 45.00 L	
KX500	83 - 84	810471 16.95 L	808471 50.95 L	837365 65.95 L	822299 12.95 L		
KX500	85	810473 38.95 L	808473 52.95 L	837366 68.95 L	822300 15.95 L		
KX500	86 - 87	810474 38.95 L	808474 51.95 L	837367 74.95 L	822301 21.95 L		
KX500	88	810474 38.95 L	808475 51.95 L	837368 72.95 L	822302 20.95 L	837997 37.00 L	
KX500	89 - 04	810470 34.95 L	808470 59.95 L	837364 78.95 L	822104 17.95 L	837997 37.00 L	
KL650 A (KLR)	87 - 07						839047 19.95 L
KL650 B (KLR)	90 - 91						839047 19.95 L
KL650 E (KLR)	08 - 15						839047 19.95 L
KLX650 C	93 - 96						839047 19.95 L
KLX650D1	96						839047 19.95 L
KLX650R	93 - 96						839047 19.95 L
KTM							
50 SX	06 - 07	810312 11.95 L	808312 21.95 L	837290 36.95 L	822222 14.95 L	837998 46.00 L	
50 SX	10 - 11				822347 32.95 L		
50 SX	12 - 16	810337 21.95 L		837313 77.95 L	822347 32.95 L	837999 46.00 L	
50 SXS	11				822347 32.95 L		
50 SXS	12 - 14	810337 21.95 L		837313 77.95 L	822347 32.95 L	837999 46.00 L	
MINI ADV 50	97 - 00	810301 15.95 L	808301 35.95 L	837281 48.95 L	822184 11.95 L		
MINI ADV 50	02 - 07	810314 18.95 L	808314 25.95 L	837291 37.95 L	822246 10.95 L		
SR ADV 50	02 - 07	810314 18.95 L	808314 25.95 L	837291 37.95 L	822246 10.95 L		
SX 50 MINI	08	810312 11.95 L	808312 21.95 L	837290 36.95 L	822222 14.95 L		
SX 50 MINI	09 - 16	810337 21.95 L		837313 77.95 L	822347 32.95 L		
SX PRO JR 50	01	810312 11.95 L	808312 21.95 L	837290 36.95 L	822222 14.95 L		
SX PRO JR 50	02 - 08	810312 11.95 L	808312 21.95 L	837290 36.95 L	822222 14.95 L	837998 46.00 L	
SX PRO JR 50	09	810337 21.95 L		837313 77.95 L	822347 32.95 L	837998 46.00 L	
SX PRO SR 50	02 - 05	810312 11.95 L	808312 21.95 L	837290 36.95 L	822222 14.95 L	837998 46.00 L	
SX 65	98 - 08	810302 21.95 L	808302 49.95 L	837282 74.95 L	822185 24.95 L	839000 51.00 L	
SX 65	09 - 16	810338 23.95 L		837314 83.95 L	822348 32.95 L	839001 46.00 L	
SXS 65	13 - 14	810338 23.95 L		837314 83.95 L	822348 32.95 L	839001 46.00 L	
XC 65	08	810302 21.95 L	808302 49.95 L	837282 74.95 L	822185 24.95 L	839000 51.00 L	
XC 65	09	810338 23.95 L		837314 83.95 L	822348 32.95 L	839001 46.00 L	
SX 85	03 - 12	810315 21.95 L	808315 49.95 L	837292 88.95 L	822264 37.95 L	837969 46.00 L	
SX 85	13 - 16	837919 21.83 L	837917 48.88 L	837918 86.37 L	822264 37.95 L	837969 46.00 L	
SXS 85	13 - 14	837919 21.83 L	837917 48.88 L	837918 86.37 L	822264 37.95 L	837969 46.00 L	
XC 85	08 - 09	810315 21.95 L	808315 49.95 L	837292 88.95 L	822264 37.95 L	837969 46.00 L	
SX 105	06 - 11	810332 29.95 L	808332 59.95 L	837308 98.95 L	822264 37.95 L	837969 46.00 L	
XC 105	08 - 09	810332 29.95 L	808332 59.95 L	837308 98.95 L	822264 37.95 L	837969 46.00 L	
EGS 125	98 - 99				822187 24.95 L		
EXC 125	93 - 97	810303 21.95 L	808303 49.95 L	837283 74.95 L	822186 24.95 L	839002 40.00 L	
EXC 125	98 - 01	810304 21.95 L	808304 49.95 L	837284 74.95 L	822187 24.95 L	837970 38.00 L	
EXC 125	02 - 06	810309 21.95 L	808309 49.95 L	837288 74.95 L	822187 24.95 L	837970 38.00 L	
EXE 125	00 - 01				822187 24.95 L		
SX 125	93 - 97	810303 21.95 L	808303 49.95 L	837283 74.95 L	822186 24.95 L	839002 40.00 L	
SX 125	98 - 01	810304 21.95 L	808304 49.95 L	837284 74.95 L	822187 24.95 L	837970 38.00 L	
SX 125	02 - 06	810309 21.95 L	808309 49.95 L	837288 74.95 L	822187 24.95 L	837970 38.00 L	
SX 125	07 - 15	810330 32.95 L	808330 60.95 L	837288 74.95 L	822187 24.95 L	837970 38.00 L	
SXS 125	04				822187 24.95 L		
SX 144	07 - 08	810330 32.95 L	808330 60.95 L	837306 85.95 L	822187 24.95 L	837970 38.00 L	
SX 150	09 - 15	810330 32.95 L	808330 60.95 L	837306 85.95 L	822187 24.95 L	837970 38.00 L	



WINDEROSA GASKET SETS CONTINUED

MODEL	YEARS	TOP END GASKET KIT	COMPLETE GASKET KIT	COMPLETE GASKET KIT WITH OIL SEALS	ENGINE OIL SEAL KIT	WATER PUMP REBUILD KIT	MECHANICAL WATER PUMP SEAL
KTM CONTINUED							
XC 150	10 - 14	810330 32.95 L	808330 60.95 L	837306 85.95 L	822187 24.95 L	837970 38.00 L	
EGS 200	98 - 99	810308 21.95 L	808308 49.95 L	837287 74.95 L	822187 24.95 L	837970 38.00 L	
EXC 200	98 - 02	810308 21.95 L	808308 49.95 L	837287 74.95 L	822187 24.95 L	837970 38.00 L	
EXC 200	03 - 05	810319 21.95 L	808319 49.95 L	837296 74.95 L	822187 24.95 L	837970 38.00 L	
MXC 200	98 - 03				822187 24.95 L		
SX 200	00 - 02	810308 21.95 L	808308 49.95 L	837287 74.95 L	822187 24.95 L	837970 38.00 L	
SX 200	03 - 04	810319 21.95 L	808319 49.95 L	837296 74.95 L	822187 24.95 L	837970 38.00 L	
XC 200	06 - 09	810319 21.95 L	808319 49.95 L	837296 74.95 L	822187 24.95 L	837970 38.00 L	
XC-W 200	06 - 15	810319 21.95 L	808319 49.95 L	837296 74.95 L	822187 24.95 L	837970 38.00 L	
XC-W 200	16	810319 21.95 L			822187 24.95 L	837970 38.00 L	
EXC 250	94 - 99	810327 21.95 L	808327 49.95 L	837304 77.95 L	822326 26.95 L	839003 50.00 L	
EXC 250	00 - 03	810300 21.95 L	808300 49.95 L	837280 74.95 L	822190 28.95 L	839003 50.00 L	
EXC 250	04	810323 21.95 L	808323 49.95 L	837300 74.95 L	822269 24.95 L	837972 36.00 L	
EXC 250	05	810324 21.95 L	808324 49.95 L	837301 74.95 L	822269 24.95 L	837972 36.00 L	
EXC-G 250	02 - 05	810316 58.95 L	808316 108.95 L	837293 140.95 L	822274 30.95 L	839004 29.00 L	
RACING							
FREERIDE 250 R	15					837972 36.00 L	
MXC 250	00 - 01	810300 21.95 L	808300 49.95 L	837280 74.95 L	822190 28.95 L	837970 38.00 L	
SX 250	94 - 99	810327 21.95 L	808327 49.95 L	837304 77.95 L	822326 26.95 L	839003 50.00 L	
SX 250	00 - 02	810300 21.95 L	808300 49.95 L	837280 74.95 L	822190 28.95 L	839003 50.00 L	
SX 250	03 - 04	810323 21.95 L	808323 49.95 L	837300 74.95 L	822269 24.95 L	837972 36.00 L	
SX 250	05 - 06	810324 21.95 L	808324 49.95 L	837301 74.95 L	822269 24.95 L	837972 36.00 L	
SX 250	07 - 16	810333 32.95 L	808333 60.95 L	837309 85.95 L	822269 24.95 L	837972 36.00 L	
SX-F 250	05 - 12	810328 63.95 L	808328 105.95 L	837305 138.95 L	822320 30.95 L	839005 22.00 L	
SX-F 250	13 - 15	839338 62.72 L	839358 89.02 L	839370 125.29 L	839375 34.00 L	837971 28.00 L	
SXS 250	01	810300 21.95 L	808300 49.95 L	837280 74.95 L	822190 28.95 L	839003 50.00 L	
SXS 250	03 - 04	810323 21.95 L	808323 49.95 L	837300 74.95 L	822269 24.95 L	837972 36.00 L	
XC 250	06	810324 21.95 L	808324 49.95 L	837301 74.95 L	822269 24.95 L	837972 36.00 L	
XC 250	07	810333 32.95 L	808333 60.95 L	837301 74.95 L	822269 24.95 L	837972 36.00 L	
XC 250	08 - 16	810333 32.95 L	808334 60.95 L	837301 74.95 L	822269 24.95 L	837972 36.00 L	
XC-F 250	07 - 12	810328 63.95 L	808328 105.95 L	837305 138.95 L	822320 30.95 L	839005 22.00 L	
XC-F 250	13 - 15	839338 62.72 L	839358 89.02 L	839370 125.29 L	839375 34.00 L	837971 28.00 L	
XC-FW 250	07 - 13	810328 63.95 L	808328 105.95 L	837305 138.95 L	822320 30.95 L	839005 22.00 L	
XC-FW 250	14 - 16	839338 62.72 L	839347 97.82 L	839349 137.69 L	839375 34.00 L	837973 34.00 L	
XC-W 250	06	810324 21.95 L	808324 49.95 L	837301 74.95 L	822269 24.95 L	837972 36.00 L	
XC-W 250	07	810333 32.95 L	808333 60.95 L	837301 74.95 L	822269 24.95 L	837972 36.00 L	
XC-W 250	08 - 15	810333 32.95 L	808334 60.95 L	837301 74.95 L	822269 24.95 L	837972 36.00 L	
XC-W 250	16	810333 32.95 L			822269 24.95 L	837972 36.00 L	
EXC 300	94 - 03	810306 21.95 L	808306 49.95 L	837285 78.95 L	822192 28.95 L	839003 50.00 L	
EXC 300	04	810325 21.95 L	808325 49.95 L	837302 74.95 L	822269 24.95 L	837972 36.00 L	
EXC 300	05	810326 21.95 L	808326 49.95 L	837303 74.95 L	822269 24.95 L	837972 36.00 L	
MXC 300	94 - 03	810306 21.95 L	808306 49.95 L	837285 78.95 L	822192 28.95 L	839003 50.00 L	
MXC 300	04	810325 21.95 L	808325 49.95 L	837302 74.95 L	822269 24.95 L	837972 36.00 L	
MXC 300	05	810326 21.95 L	808326 49.95 L	837303 74.95 L	822269 24.95 L	837972 36.00 L	
SX 300	94	810306 21.95 L	808306 49.95 L	837285 78.95 L	822192 28.95 L	839003 50.00 L	
XC 300	06 - 07	810326 21.95 L	808326 49.95 L	837303 74.95 L	822269 24.95 L	837972 36.00 L	
XC 300	08 - 15	810335 26.95 L	808335 54.95 L	837311 80.95 L	822269 24.95 L	837972 36.00 L	
XC 300	16	810335 26.95 L			822269 24.95 L	837972 36.00 L	
XC-W 300	06 - 07	810326 21.95 L	808326 49.95 L	837303 74.95 L	822269 24.95 L	837972 36.00 L	
XC-W 300	08 - 15	810335 26.95 L	808335 54.95 L	837311 80.95 L	822269 24.95 L	837972 36.00 L	
XC-W 300	16	810335 26.95 L			822269 24.95 L	837972 36.00 L	
XC-W 300 SIX DAYS	15	810335 26.95 L	808335 54.95 L	837311 80.95 L	822269 24.95 L	837972 36.00 L	
EXC-F 350	13 - 15	810339 70.95 L	808339 95.95 L	837873 139.95 L	822356 40.95 L	837973 34.00 L	
EXC-F 350	16	810339 70.95 L			822356 40.95 L	837973 34.00 L	
SX-F 350	11 - 12	810339 70.95 L	808339 95.95 L	837873 139.95 L	822356 40.95 L	837973 34.00 L	
SX-F 350	13 - 15	810339 70.95 L	839348 90.73 L	839364 127.06 L	839375 34.00 L	837971 28.00 L	
XC-F 350	11 - 12	810339 70.95 L	808339 95.95 L	837873 139.95 L	822356 40.95 L	837973 34.00 L	
XC-F 350	13 - 15	810339 70.95 L	839348 90.73 L	839364 127.06 L	839375 34.00 L	837971 28.00 L	
XC-FW 350	12 - 15	810339 70.95 L	839350 100.23 L	839365 140.15 L	839375 34.00 L	837973 34.00 L	
XC-FW 350	16				839375 34.00 L		

- accessories
- body
- handlebar & grips
- cables & levers
- exhaust
- engine
- fuel & intake
- electrical & ignition
- clutch
- drive
- bearings
- brakes
- steering & suspension
- tires
- tools & shop



WINDEROSA GASKET SETS CONTINUED

MODEL	YEARS	TOP END GASKET KIT	COMPLETE GASKET KIT	COMPLETE GASKET KIT WITH OIL SEALS	ENGINE OIL SEAL KIT	WATER PUMP REBUILD KIT	MECHANICAL WATER PUMP SEAL
KTM CONTINUED							
XC-FW 350 SIX DAYS	15	810339 70.95 L			839375 34.00 L		
EXC 360	96 - 97	810307 21.95 L	808307 49.95 L	837286 78.95 L	822192 28.95 L	839003 50.00 L	
MXC 360	96 - 97	810307 21.95 L	808307 49.95 L	837286 78.95 L	822192 28.95 L	839003 50.00 L	
SX 360	96 - 97	810307 21.95 L	808307 49.95 L	837286 78.95 L	822192 28.95 L	839003 50.00 L	
EXC 380	98 - 02	810307 21.95 L	808307 49.95 L	837286 78.95 L	822192 28.95 L	839003 50.00 L	
MXC 380	98 - 01	810307 21.95 L	808307 49.95 L	837286 78.95 L	822192 28.95 L	839003 50.00 L	
SX 380	98 - 02	810307 21.95 L	808307 49.95 L	837286 78.95 L	822192 28.95 L	839003 50.00 L	
EXC 400	00 - 02	810317 73.95 L			822274 30.95 L	839006 25.00 L	
EXC-G 400	04 - 06	810317 73.95 L	808317 124.95 L	837294 156.95 L	822274 30.95 L	839006 25.00 L	
MXC 400	01 - 02	810317 73.95 L	808317 124.95 L	837294 156.95 L	822274 30.95 L	839006 25.00 L	
SX 400	98 - 02	810317 73.95 L	808317 124.95 L	837294 156.95 L	822274 30.95 L	839006 25.00 L	
XC-W 400	07	810317 73.95 L	808317 124.95 L	837294 156.95 L	822274 30.95 L	839006 25.00 L	
XC-W 400	09 - 10	837911 66.52 L	837908 86.37 L	837909 127.42 L	837910 41.05 L	839007 42.00 L	
EXC 450	03 - 07	810317 73.95 L	808317 124.95 L	837294 156.95 L	822274 30.95 L	839006 25.00 L	
EXC 450	09 - 11	837911 66.52 L	837908 86.37 L	837909 127.42 L	837910 41.05 L	839007 42.00 L	
EXC-G 450	04 - 06	810317 73.95 L	808317 124.95 L	837294 156.95 L	822274 30.95 L	839006 25.00 L	
EXC-R 450	08	837911 66.52 L	837908 86.37 L	837909 127.42 L	837910 41.05 L	839007 42.00 L	
MXC-G 450	03 - 04	810318 73.95 L	808318 124.95 L	837295 156.95 L	822274 30.95 L	839004 29.00 L	
MXC-G 450	05	810317 73.95 L	808317 124.95 L	837294 156.95 L	822274 30.95 L	839006 25.00 L	
SMR 450	05 - 07	810318 73.95 L	808318 124.95 L	837295 156.95 L	822274 30.95 L	839004 29.00 L	
SMS 450	04	810317 73.95 L	808317 124.95 L	837294 156.95 L	822274 30.95 L	839006 25.00 L	
SX 450	03 - 06	810318 73.95 L	808318 124.95 L	837295 156.95 L	822274 30.95 L	839004 29.00 L	
SX-F 450	07 - 12	810331 64.95 L	808331 79.95 L	837307 123.95 L	822333 41.95 L	839004 29.00 L	
SX-F 450	13	837915 68.52 L	839352 83.99 L	839367 114.78 L	837914 41.05 L	839008 48.00 L	
SX-F 450	14 - 15	837915 68.52 L	839351 87.69 L	839366 120.93 L	837914 41.05 L	837974 48.00 L	
XC 450	04 - 07	810318 73.95 L	808318 124.95 L	837295 156.95 L	822274 30.95 L	839004 29.00 L	
XC-F 450	08 - 09	810331 64.95 L	808331 79.95 L	837295 156.95 L	822333 41.95 L	839004 29.00 L	
XC-F 450	13	837915 68.52 L	839352 83.99 L	839367 114.78 L	837914 41.05 L	839008 48.00 L	
XC-F 450	14	837915 68.52 L	839351 87.69 L	839366 120.93 L	837914 41.05 L	839008 48.00 L	
XC-F 450	15	837915 68.52 L	839351 87.69 L	839366 120.93 L	837914 41.05 L	837974 48.00 L	
XC-F 450	16				837914 41.05 L		
XCR-W 450	08	837911 66.52 L	837908 86.37 L	837909 127.42 L	837910 41.05 L	839007 42.00 L	
XC-W 450	07	810317 73.95 L	808317 124.95 L	837294 156.95 L	822274 30.95 L	839004 29.00 L	
XC-W 450	08 - 11	837911 66.52 L	837908 86.37 L	837909 127.42 L	837910 41.05 L	839007 42.00 L	
XC-W 450	12 - 13	837911 66.52 L	837912 86.37 L	837913 127.42 L	837914 41.05 L	837975 45.00 L	
XC-W 450	14 - 16	837911 66.52 L	839352 83.99 L	839367 114.78 L	837914 41.05 L	839008 48.00 L	
EXC 500	12 - 15	837911 66.52 L	837912 86.37 L	837913 127.42 L	837914 41.05 L	837975 45.00 L	
EXC 500	16	837911 66.52 L		837913 127.42 L	837914 41.05 L		
XC-W 500	12 - 15	837911 66.52 L	837912 86.37 L	837913 127.42 L	837914 41.05 L	837975 45.00 L	
XC-W 500	16	837911 66.52 L	837912 86.37 L	837913 127.42 L	837914 41.05 L		
SX-F 505	08	810336 69.95 L	808336 85.95 L	837312 128.95 L	822333 41.95 L	839009 32.00 L	
XC-F 505	08 - 09	810336 69.95 L	808336 85.95 L	837312 128.95 L	822333 41.95 L	839009 32.00 L	
EXC 520	00 - 02	810318 73.95 L	808318 124.95 L	837295 156.95 L	822274 30.95 L	839004 29.00 L	
MXC 520	01 - 02	810318 73.95 L	808318 124.95 L	837295 156.95 L	822274 30.95 L	839004 29.00 L	
SX 520	00 - 02	810318 73.95 L	808318 124.95 L	837295 156.95 L	822274 30.95 L	839004 29.00 L	
EXC 525	03 - 07	810318 73.95 L	808318 124.95 L	837295 156.95 L	822274 30.95 L	839004 29.00 L	
MXC-G 525	03 - 05	810318 73.95 L	808318 124.95 L	837295 156.95 L	822274 30.95 L	839004 29.00 L	
SX 525	03 - 06	810318 73.95 L	808318 124.95 L	837295 156.95 L	822274 30.95 L	839004 29.00 L	
XC 525	06 - 07	810318 73.95 L	808318 124.95 L	837295 156.95 L	822274 30.95 L	839004 29.00 L	
XC-W 525	07	810318 73.95 L	808318 124.95 L	837295 156.95 L	822274 30.95 L	839004 29.00 L	
EXC 530	10 - 11	837911 66.52 L	837908 86.37 L	837909 127.42 L	837910 41.05 L	839007 42.00 L	
EXC-R 530	08 - 09	837911 66.52 L	837908 86.37 L	837909 127.42 L	837910 41.05 L	839007 42.00 L	
XCR-W 530	08	837911 66.52 L	837908 86.37 L	837909 127.42 L	837910 41.05 L	839007 42.00 L	
XC-W 530	09 - 11	837911 66.52 L	837908 86.37 L	837909 127.42 L	837910 41.05 L	839007 42.00 L	
MAICO							
MAICO 250	ALL	810320 36.95 L	808320 52.95 L	837297 73.95 L	822121 9.95 L		
MAICO 400	ALL	810321 36.95 L	808321 52.95 L	837298 73.95 L	822121 9.95 L		
MAICO 450	ALL	810322 36.95 L	808322 52.95 L	837299 73.95 L	822121 9.95 L		
SUZUKI							
JR50	78 - 06	810416 11.95 L	808416 24.95 L	837328 45.95 L	822224 19.95 L		
RM60	03	810407 15.95 L	808407 26.95 L	837320 41.95 L	822290 13.95 L	837976 37.00 L	
RM65	03 - 05	810412 20.95 L	808412 29.95 L	837324 48.95 L	822135 17.95 L	837977 34.00 L	
RM80	83 - 85	810500 11.95 L					
RM80	86 - 88	810501 12.95 L					
RM80	89	810502 14.95 L	808502 38.95 L	837373 60.95 L	822303 20.95 L		
RM80	90	810502 14.95 L	808503 38.95 L	837374 60.95 L	822305 20.95 L		
RM80	91 - 01	810504 12.95 L	808504 35.95 L	837375 58.95 L	822123 23.95 L	839010 29.00 L	



WINDEROSA GASKET SETS CONTINUED

MODEL	YEARS	TOP END GASKET KIT	COMPLETE GASKET KIT	COMPLETE GASKET KIT WITH OIL SEALS	ENGINE OIL SEAL KIT	WATER PUMP REBUILD KIT	MECHANICAL WATER PUMP SEAL
SUZUKI CONTINUED							
RM85	02 - 15	810505 14.95 L	808505 38.95 L	837376 60.95 L	822176 20.95 L	839011 28.00 L	
RM85L	03 - 15	810505 14.95 L	808505 38.95 L	837376 60.95 L	822176 20.95 L	839011 28.00 L	
DR100	83 - 90	810530 19.95 L	808530 36.95 L	837377 50.95 L	822306 13.95 L		
RM100	03	810411 24.95 L	808411 41.95 L	837323 61.95 L	822292 18.95 L	837979 27.00 L	
DRZ110	03 - 05	810415 31.95 L	808415 47.95 L	837327 64.95 L	822216 15.95 L		
DR125	82 - 84	810530 19.95 L	808530 36.95 L	837377 50.95 L	822306 13.95 L		
DR125	86 - 88	810530 19.95 L	808533 39.95 L	837380 65.95 L	822226 25.95 L		
DR125SE	94 - 96	810530 19.95 L	808534 39.95 L	837381 65.95 L	822226 25.95 L		
DR-Z125	03 - 14	810531 31.95 L	808531 58.95 L	837378 85.95 L	822226 25.95 L		
DR-Z125L	03 - 14	810531 31.95 L	808531 58.95 L	837378 85.95 L	822226 25.95 L		
RM125	82 - 83	810540 11.95 L					
RM125	84 - 85	810541 12.95 L					
RM125	86	810542 19.95 L	808542 59.95 L	837382 85.95 L	822130 18.95 L		
RM125	87 - 88	810546 17.95 L	808546 59.95 L	837386 85.95 L	822130 18.95 L		
RM125	89	810543 19.95 L	808543 59.95 L	837383 85.95 L	822321 23.95 L		
RM125	90	810544 15.95 L	808544 59.95 L	837384 85.95 L	822131 21.95 L	839012 40.00 L	
RM125	91	810545 15.95 L	808545 59.95 L	837385 85.95 L	822131 21.95 L	839012 40.00 L	
RM125	92 - 97	810547 19.95 L	808547 59.95 L	837387 87.95 L	822124 21.95 L	839013 43.00 L	
RM125	98 - 00	810548 19.95 L	808548 59.95 L	837388 86.95 L	822125 21.95 L		
RM125	01 - 03	810548 19.95 L	808549 59.95 L	837389 86.95 L	822267 25.95 L	839014 33.00 L	
RM125	04 - 07	810550 20.95 L	808550 62.95 L	837390 89.95 L	822266 25.95 L	839015 33.00 L	
RM125	08	810550 20.95 L			822266 25.95 L	839015 33.00 L	
DR200	86 - 88	810532 31.95 L	808532 58.95 L	837379 85.95 L	822226 25.95 L		
DR200 SE	96 - 15	810532 31.95 L	808532 58.95 L	837379 85.95 L	822226 25.95 L		
DR250	82 - 85	810570 28.95 L					
DRZ250	01 - 07	810588 39.95 L	808588 67.95 L	837409 94.95 L	822245 25.95 L		
RM250	82 - 83	810571 12.95 L					
RM250	84 - 85	810572 12.95 L					
RM250	86	810573 17.95 L					
RM250	87 - 88	810574 19.95 L	808574 63.95 L	837395 89.95 L	822133 24.95 L		
RM250	89	810575 24.95 L	808575 63.95 L	837396 89.95 L	822126 21.95 L		
RM250	90	810576 24.95 L	808576 63.95 L	837397 89.95 L	822126 21.95 L	839016 43.00 L	
RM250	91	810569 29.95 L	808569 67.95 L	837394 94.95 L	822126 21.95 L	839016 43.00 L	
RM250	92 - 93	810577 24.95 L	808577 63.95 L	837398 89.95 L	822126 21.95 L	839016 43.00 L	
RM250	94 - 95	810581 29.95 L	808581 63.95 L	837402 89.95 L	822134 21.95 L	839017 43.00 L	
RM250	96 - 98	810580 29.95 L	808580 63.95 L	837401 89.95 L	822127 24.95 L	839018 28.00 L	
RM250	99 - 00	810582 29.95 L	808582 63.95 L	837403 89.95 L	822127 24.95 L	839018 28.00 L	
RM250	01	810583 29.95 L	808583 63.95 L	837404 89.95 L	822127 24.95 L	839014 33.00 L	
RM250	02	810587 29.95 L	808587 63.95 L	837408 89.95 L	822127 24.95 L	839019 28.00 L	
RM250	03 - 05	810589 34.95 L	808589 74.95 L	837410 104.95 L	822227 28.95 L	839020 29.00 L	
RM250	06 - 08	810593 34.95 L	808593 74.95 L	837414 104.95 L	822317 28.95 L	839020 29.00 L	
RMX250	89	810578 24.95 L	808578 63.95 L		822324 23.95 L		
RMX250	90 - 94	810578 24.95 L	808578 63.95 L		822324 23.95 L	839021 43.00 L	
RMX250	95 - 99	810579 24.95 L	808579 63.95 L	837400 89.95 L	822132 21.95 L	839021 43.00 L	
RMZ250	04 - 06	810463 46.95 L	808463 78.95 L	837359 129.95 L	822223 43.95 L	837992 52.00 L	
RMZ250	07 - 09	810568 50.95 L	808568 89.95 L	837393 137.95 L	822329 39.95 L	839022 22.00 L	
RMZ250	10 - 15	810567 49.95 L	808567 91.95 L	837392 141.95 L	822329 39.95 L	839022 22.00 L	
DR350	90 - 99	810584 36.95 L	808584 61.95 L	837405 82.95 L	822194 22.95 L		
DR350SE	90 - 99	810592 36.95 L	808592 61.95 L	837413 79.95 L	822309 15.95 L		
DRZ400E	00 - 07	810585 39.95 L	808585 67.95 L	837406 99.95 L	822193 24.95 L	837994 62.00 L	839047 19.95 L
DRZ400K	00 - 03	810585 39.95 L	808585 67.95 L	837406 99.95 L	822193 24.95 L	837994 62.00 L	839047 19.95 L
DRZ400S	00 - 15	810585 39.95 L	808585 67.95 L	837406 99.95 L	822193 24.95 L	837994 62.00 L	839047 19.95 L
DRZ400SM	05 - 15	810585 39.95 L	808585 67.95 L	837406 99.95 L	822193 24.95 L	837994 62.00 L	839047 19.95 L
RMX450	10 - 11	810595 62.95 L	808595 119.95 L	837415 159.95 L	822346 31.95 L	839023 32.00 L	
RMZ450	05 - 07	810590 57.95 L	808590 113.95 L	837411 147.95 L	822318 25.95 L	839024 31.00 L	
RMZ450	08 - 15	810595 62.95 L	808595 119.95 L	837415 159.95 L	822346 31.95 L	839023 32.00 L	
RMZ450 OB	05 - 07	837903 59.94 L					
DR650SE	96 - 14	810586 36.95 L	808586 67.95 L	837407 93.95 L	822195 24.95 L		
TM							
MX 250F	02				837854 36.95 L		
YAMAHA							
PW50	90 - 16	810601 14.95 L		837416 46.95 L	822196 14.95 L		
BW80	86 - 90	810615 17.95 L			822197 19.95 L		
PW80	83 - 06	810615 17.95 L	808615 33.95 L	837422 54.95 L	822197 19.95 L		
YZ80	83	810610 12.95 L	808610 31.95 L	837417 53.95 L	822112 20.95 L	839025 40.00 L	
YZ80	84 - 85	810611 12.95 L	808611 31.95 L	837418 53.95 L	822112 20.95 L	839025 40.00 L	
YZ80	86 - 92	810612 12.95 L	808612 31.95 L	837419 53.95 L	822112 20.95 L	839025 40.00 L	

- accessories
- body
- handlebar & grips
- cables & levers
- exhaust
- engine
- fuel & intake
- electrical & ignition
- clutch
- drive
- bearings
- brakes
- steering & suspension
- tires
- tools & shop



WINDEROSA GASKET SETS CONTINUED

MODEL	YEARS	TOP END GASKET KIT	COMPLETE GASKET KIT	COMPLETE GASKET KIT WITH OIL SEALS	ENGINE OIL SEAL KIT	WATER PUMP REBUILD KIT	MECHANICAL WATER PUMP SEAL
YAMAHA CONTINUED							
YZ80	93 - 01	810613 14.95 L	808613 31.95 L	837420 53.95 L	822113 20.95 L	839026 37.00 L	
YZ85	02 - 16	810614 15.95 L	808614 33.95 L	837421 52.95 L	822173 17.95 L	839027 34.00 L	
TTR90	00 - 07	810616 28.95 L	808616 44.95 L	837423 55.95 L	822272 10.95 L		
TTR90 1ST OVER-BORE	00 - 07	839342 28.80 L					
TTR90 2ND OVER-BORE	00 - 07	839343 28.80 L					
TTR125 DRUM BRAKE	00 - 09	810640 33.95 L	808640 55.95 L	837433 75.95 L	822240 18.95 L		
TTR125L DISC BRAKE	00 - 15	810640 33.95 L	808640 55.95 L	837433 75.95 L	822240 18.95 L		
YZ125	83 - 85	810630 14.95 L					
YZ125	86 - 88	810631 15.95 L	808631 38.95 L	837424 61.95 L	822119 22.95 L	839028 47.00 L	
YZ125	89	810632 15.95 L	808632 38.95 L	837425 61.95 L	822116 22.95 L	839028 47.00 L	
YZ125	90 - 91	810633 15.95 L	808633 38.95 L	837426 61.95 L	822116 22.95 L	839028 47.00 L	
YZ125	92	810634 15.95 L	808634 38.95 L	837427 61.95 L	822116 22.95 L	839028 47.00 L	
YZ125	93	810635 15.95 L	808635 38.95 L	837428 61.95 L	822115 22.95 L	839028 47.00 L	
YZ125	94 - 97	810636 15.95 L	808636 38.95 L	837429 61.95 L	822115 22.95 L	839029 37.00 L	
YZ125	98 - 00	810637 15.95 L	808637 38.95 L	837430 61.95 L	822114 22.95 L	839030 36.00 L	
YZ125	01 - 04	810639 17.95 L	808639 43.95 L	837432 64.95 L	822172 22.95 L	839030 36.00 L	
YZ125	05 - 16	810641 21.95 L	808641 46.95 L	837434 76.95 L	822252 28.95 L	839031 33.00 L	
TW200 TRAILWAY	87 - 16	810642 35.95 L	808642 56.95 L	837435 76.95 L	822307 18.95 L		
TTR225	99 - 04	810643 35.95 L	808643 56.95 L	837436 80.95 L	822308 23.95 L		
XT225	92 - 07	810643 35.95 L	808643 56.95 L	837436 80.95 L	822308 23.95 L		
TTR230	05 - 15	810643 35.95 L	808643 56.95 L	837436 80.95 L	822308 23.95 L		
WR250	91 - 97	837902 22.37 L	839360 42.22 L	839372 68.63 L	822117 24.95 L		
WR250F	01 - 02	810671 40.95 L	808671 75.95 L	837448 111.95 L	822175 22.95 L	839032 41.00 L	
WR250F	03 - 13	810671 40.95 L	808678 75.95 L	837452 111.95 L	822175 22.95 L	839032 41.00 L	
WR250F	15	839344 40.00 L	839361 79.43 L	839373 116.00 L	839376 29.95 L	839033 32.00 L	
WR250R DUAL SPORT	08 - 16	839345 45.00 L					
WR250X SUPER-MOTO	08 - 11	839345 45.00 L					
YZ250	83 - 85	810660 19.95 L	808660 42.95 L	837437 69.95 L	822221 26.95 L	839034 44.00 L	
YZ250	86 - 87	810661 19.95 L	808661 42.95 L	837438 69.95 L	822221 26.95 L	839034 44.00 L	
YZ250	88 - 89	837902 22.37 L	808662 42.95 L	837439 66.95 L	822117 24.95 L	839035 36.00 L	
YZ250	90 - 91	810663 18.95 L	808663 40.95 L	837440 66.95 L	822117 24.95 L	839035 36.00 L	
YZ250	92 - 94	810664 14.95 L	808664 40.95 L	837441 66.95 L	822117 24.95 L	839035 36.00 L	
YZ250	95 - 96	810665 19.95 L	808665 40.95 L	837442 66.95 L	822117 24.95 L	839035 36.00 L	
YZ250	97	810666 24.95 L	808666 40.95 L	837443 66.95 L	822117 24.95 L	839035 36.00 L	
YZ250	98	810666 24.95 L	808666 40.95 L	837444 66.95 L	822118 24.95 L	839036 36.00 L	
YZ250	99 - 00	810668 24.95 L	808668 40.95 L	837445 66.95 L	822122 24.95 L	839037 33.00 L	
YZ250	01	810669 26.95 L	808669 44.95 L	837446 69.95 L	822174 27.95 L	839037 33.00 L	
YZ250	02 - 16	810670 24.95 L	808670 44.95 L	837447 69.95 L	822304 22.95 L	839037 33.00 L	
YZ250F	01 - 13	810671 40.95 L	808671 75.95 L	837448 111.95 L	822175 22.95 L	839038 46.00 L	
YZ250F	14 - 16	839344 40.00 L	839361 79.43 L	839373 116.00 L	839376 29.95 L	839033 32.00 L	
YZ250FX	15	839344 40.00 L	839361 79.43 L	839373 116.00 L	839376 29.95 L	839033 32.00 L	
YZ250X	16	810670 24.95 L	808670 44.95 L	837447 69.95 L	822304 22.95 L	839037 33.00 L	
WR400F	98 - 99	810675 46.95 L	808675 75.95 L	837449 111.95 L	822167 22.95 L	839039 44.00 L	
WR400F	00	810676 46.95 L	808676 75.95 L	837450 111.95 L	822167 22.95 L	839039 44.00 L	
YZ400F	98 - 99	810675 46.95 L	808675 75.95 L	837449 111.95 L	822167 22.95 L	839039 44.00 L	
WR426F	01 - 02	810676 46.95 L	808676 75.95 L	837450 111.95 L	822167 22.95 L	839039 44.00 L	
YZ426F	00 - 02	810676 46.95 L	808676 75.95 L	837450 111.95 L	822167 22.95 L	839039 44.00 L	
WR450F	03 - 06	810677 46.95 L	808679 77.95 L	837453 113.95 L	822228 27.95 L	839040 45.00 L	
WR450F	07 - 15	810687 53.95 L	808687 93.95 L	837455 129.95 L	822228 27.95 L	839041 46.00 L	
YZ450F	03 - 05	810677 46.95 L	808677 75.95 L	837451 111.95 L	822228 27.95 L	839040 45.00 L	
YZ450F	06 - 09	810687 53.95 L	808687 93.95 L	837455 129.95 L	822228 27.95 L	839041 46.00 L	
YZ450F	10 - 13	810689 54.95 L	808689 95.95 L	837456 137.95 L	822228 27.95 L	839042 35.00 L	
YZ450F	14 - 16	810689 54.95 L	839362 106.91 L	839374 143.47 L	839377 27.73 L	839043 45.00 L	
YZ490	82 - 83	810680 14.95 L					
YZ490	84 - 90	810683 15.95 L					
WR500	92 - 93	810684 15.95 L					
TT600	83 - 86				822337 19.95 L		
XT600	84 - 87				822337 19.95 L		
XT600	88 - 89	810686 40.95 L			822337 19.95 L		
XT600	90 - 95	810685 40.95 L	808685 91.95 L	837454 129.95 L	822337 19.95 L		



WINDEROSA SINGLE ENGINE GASKETS

MODEL	YEARS	CLUTCH COVER GASKET	RIGHT SIDE COVER GASKET	IGNITION COVER GASKET	VALVE COVER GASKET
HONDA					
CRF50F	04 - 15		839059 TBA		
XR50R	00 - 03		839059 TBA		
Z-50	69 - 78		839059 TBA		
Z-50R	79 - 99		839059 TBA		
Z-50RD	86		839059 TBA		
CRF70F	04 - 12		839059 TBA		
CT70 TRAIL	69 - 94		839059 TBA		
SL70	71 - 73		839059 TBA		
XL70	76		839059 TBA		
XR70R	97 - 03		839059 TBA		
XL75	77 - 79		817229 7.95 L	837899 5.95 L	839273 4.17 L
XR75	77 - 78				839273 4.17 L
CR80	84		817251 5.95 L		
CR80R	85 - 02		817251 5.95 L	817268 2.95 L	
CR80RB	97 - 02		817251 5.95 L	817268 2.95 L	
CRF80F	04 - 13		817229 7.95 L	837899 5.95 L	839273 4.17 L
XL80S	80 - 85		817229 7.95 L	837899 5.95 L	839273 4.17 L
XR80	79 - 84		817229 7.95 L	837899 5.95 L	839273 4.17 L
XR80R	85 - 03		817229 7.95 L	837899 5.95 L	839273 4.17 L
CR85R/RB	03 - 07		817251 5.95 L	817268 2.95 L	
CRF100F	04 - 13		817229 7.95 L	837899 5.95 L	839273 4.17 L
XL100	79		817229 7.95 L	837899 5.95 L	
XL100	80		817229 7.95 L	837899 5.95 L	839273 4.17 L
XL100S	79		817229 7.95 L	837899 5.95 L	
XL100S	80 - 85		817229 7.95 L	837899 5.95 L	839273 4.17 L
XR100	81 - 84		817229 7.95 L	837899 5.95 L	839273 4.17 L
XR100R	85 - 03		817229 7.95 L	837899 5.95 L	839273 4.17 L
CR125R	83 - 86		839172 12.95 L	839249 12.95 L	
CR125R	87 - 89	817252 2.95 L	839173 10.95 L	817244 2.95 L	
CR125R	90 - 00	817252 2.95 L	839174 10.95 L	817244 2.95 L	
CR125R	01 - 04	817252 2.95 L	839174 10.95 L	817227 2.95 L	
CR125R	05 - 07	817252 2.95 L	839175 10.95 L	816650 4.95 L	
CRM125R (NOT US MODEL)	93 - 99			839172 12.95 L	
SL125 MOTO SPORT	71 - 73			839100 TBA	
TL125	73 - 76			839100 TBA	
XL125	74 - 78			839100 TBA	
XL125	79 - 84		839060	839100 TBA	
XLR125 (EURO)	98		816248 9.95 L	816584 4.95 L	
XR125L (EURO)	03 - 11		816079 8.95 L		
CRF150F	03 - 05		816079 8.95 L	816584 4.95 L	
CRF150F	06 - 09		816213 7.95 L	816675 5.95 L	837638 3.95 L
CRF150F	10		816213 7.95 L	816677 7.95 L	837638 3.95 L
CRF150F	11 - 15		816213 7.95 L	816675 5.95 L	837638 3.95 L
CRF150F	16		816213 7.95 L		837638 3.95 L
CRF150R/RB	07 - 16		816215 11.95 L	816677 7.95 L	837640 8.95 L
SL175	70 - 71	839162 0.42 L			
XL185S	79 - 83		839060	839100 TBA	
XR185	79		839060	839100 TBA	
CTX200	02 - 11		816079 8.95 L	816584 4.95 L	
TLR200 REFLEX	86 - 87			839100 TBA	
XL200R	83 - 84		839060	839100 TBA	
XR200	80		839060		
XR200	81 - 84		839060	839100 TBA	
XR200R	81 - 83		839060	839100 TBA	
XR200R	84		839176 10.95 L		
XR200R	85		839176 10.95 L	839251 9.95 L	
XR200R	86 - 02		839060	839100 TBA	
CRF230F	03 - 16		816079 8.95 L	816584 4.95 L	
CRF230L	08 - 09		816248 9.95 L	816584 4.95 L	
CRF230M	09		816248 9.95 L	816584 4.95 L	
CR250R	84		839177 12.95 L	839252 4.95 L	

accessories

body

handlebar
& gripscables &
levers

exhaust

engine

fuel &
intakeelectrical
& ignition

clutch

drive

bearings

brakes

steering &
suspension

tires

tools &
shop



WINDEROSA SINGLE ENGINE GASKETS CONT'D

MODEL	YEARS	CLUTCH COVER GASKET		RIGHT SIDE COVER GASKET		IGNITION COVER GASKET		VALVE COVER GASKET	
HONDA CONTINUED									
CR250R	85 - 86			839178	8.28 L	839252	4.95 L		
CR250R	87 - 91	817253	2.95 L	839178	8.28 L	839252	4.95 L		
CR250R	92 - 01	817253	2.95 L	839179	10.39 L	839252	4.95 L		
CR250R	02 - 07	817702	4.95 L	839180	10.50 L	816010	2.95 L		
CRF250R	04 - 09	817785	4.95 L	839181	13.78 L	816100	4.95 L	837627	10.95 L
CRF250R	10	817942	5.95 L	817942	5.95 L	816705	7.95 L	837925	12.59 L
CRF250R	11 - 16	817942	5.95 L	839182	11.95 L	816705	7.95 L	837925	12.59 L
CRF250X	04 - 15	817785	4.95 L	839181	13.78 L	816100	4.95 L	837627	10.95 L
NX250	88 - 90					839253	9.95 L		
XL250R	84			839176	10.95 L				
XL250R	85 - 87			839176	10.95 L	839251	9.95 L		
XR250 TORNADO (EURO)	01 - 02			839183	12.95 L	839253	9.95 L		
XR250L	91 - 96			839176	10.95 L	839251	9.95 L		
XR250R	85 - 95			839176	10.95 L	839251	9.95 L		
XR250R	96 - 04			839183	12.95 L	839253	9.95 L		
XR400R	96 - 04	817200	2.95 L	817009	11.95 L	817008	4.95 L		
CRF450R	02 - 08	817716	2.95 L	839184	11.25 L	816522	4.95 L	837628	11.95 L
CRF450R	09 - 16	817716	2.95 L	839185	11.25 L	816693	4.95 L	837643	11.95 L
CRF450X	05 - 15	817716	2.95 L	839186	12.92 L	816193	7.95 L	837628	11.95 L
CR500R	84					817266	2.95 L		
CR500R	85 - 86			839187	10.95 L	817266	2.95 L		
CR500R	87 - 01	817253	2.95 L	839187	10.95 L	817266	2.95 L		
NX500 (EURO)	93 - 99			816021	4.95 L				
XR500R	83 - 84			816021	4.95 L				
XL600R	83 - 87			816021	4.95 L	816022	4.95 L		
XR600R	85 - 00			816021	4.95 L	816022	4.95 L		
FMX650 (EURO)	05			816021	4.95 L				
FMX650 (EURO)	06			816021	4.95 L	816024	4.95 L		
FX650 (EURO)	99 - 00			816021	4.95 L				
XR650L	93 - 15			816021	4.95 L	816024	4.95 L		
HUSQVARNA									
TC 85	14 - 15	816630	6.95 L	839188	9.95 L				
TC 125	14 - 15	816025	6.95 L	839189	9.06 L				
TE 125	15	816025	6.95 L	839189	9.06 L				
FC 250	14 - 15	817976	4.95 L	839190	9.95 L				
FE 250	14 - 15	817976	4.95 L	839191	12.95 L	839254	11.95 L		
TC 250	14			839192	8.83 L				
TC 250	15	817826	5.95 L	839192	8.83 L				
TE 250	14 - 15	817826	5.95 L	839192	8.83 L				
TE 300	14 - 15	817826	5.95 L	839192	8.83 L				
FC 350	14	817976	4.95 L	839190	9.95 L	839254	11.95 L		
FC 350	15	817976	4.95 L	839190	9.95 L	837900	4.95 L		
FE 350	14 - 15	817976	4.95 L	839191	12.95 L				
FE 350S	15	817976	4.95 L	839191	12.95 L				
FC 450	14 - 15	839163	9.95 L	839193	12.95 L	839255	6.06 L		
FE 450	14					839255	6.06 L		
FE 501	14 - 15	839163	9.95 L	839194	12.95 L	839255	6.06 L		
FE 501S	15	839163	9.95 L	839194	12.95 L	839255	6.06 L		
KAWASAKI									
KDX50	03 - 06	839164	9.95 L	839195	9.95 L				
KX60	83 - 84			817484	5.95 L				
KX60	85 - 03			817484	5.95 L	817485	4.95 L		
KX65	00 - 05			817402	4.95 L	817485	4.95 L		
KX65	06 - 15			817402	4.95 L	816669	7.95 L		
KDX80	82 - 88			817484	5.95 L	817485	4.95 L		
KX80	81 - 85			817484	5.95 L	817485	4.95 L		
KX80	86 - 90			817486	5.95 L	817485	4.95 L		
KX80	91 - 97			817486	5.95 L	817488	4.95 L		
KX80	98 - 00	817489	2.95 L	817486	5.95 L	817488	4.95 L		
KX80 BIG WHEEL	92 - 94			817486	5.95 L	817488	4.95 L		
KX85	01 - 06	817489	2.95 L	817486	5.95 L	817488	4.95 L		
KX85	07 - 16	817489	2.95 L	817486	5.95 L	816670	7.95 L		



WINDEROSA SINGLE ENGINE GASKETS CONT'D

MODEL	YEARS	CLUTCH COVER GASKET		RIGHT SIDE COVER GASKET		IGNITION COVER GASKET		VALVE COVER GASKET	
KAWASAKI CONTINUED									
KX100	95 - 97			817486	5.95 L	817488	4.95 L		
KX100	98 - 05	817489	2.95 L	817486	5.95 L	817488	4.95 L		
KX100	06 - 16	817489	2.95 L	817486	5.95 L	816670	7.95 L		
KLX110	02 - 16			816057	7.95 L	816058	7.95 L		
KLX110L	10 - 16			816057	7.95 L	816058	7.95 L		
KLX125	03 - 06			816056	7.95 L	816551	5.95 L		
KLX125L	03 - 06			816056	7.95 L	816551	5.95 L		
KX125	82 - 84					839256	9.95 L		
KX125	85 - 87			839196	12.95 L	839256	9.95 L		
KX125	88 - 91	839165	9.95 L	839197	13.95 L	839257	9.95 L		
KX125	92 - 93	817471	2.95 L	839198	12.95 L	816005	4.95 L		
KX125	94	817450	2.95 L	839199	10.61 L	816005	4.95 L		
KX125	95 - 97	817450	2.95 L	839198	12.95 L	816005	4.95 L		
KX125	98	817450	2.95 L	839199	10.61 L	816005	4.95 L		
KX125	99 - 00	817450	2.95 L	839198	12.95 L	816005	4.95 L		
KX125	01 - 02	817450	2.95 L	839199	10.61 L	816005	4.95 L		
KX125	03 - 05	816547	4.95 L	839200	16.33 L	816546	4.95 L		
KDX200	83 - 85					839256	9.95 L		
KDX200	86 - 87			839201	10.95 L	839256	9.95 L		
KDX200	88 - 89			839201	10.95 L				
KDX200	90 - 94	839165	9.95 L	839201	10.95 L				
KDX200	95 - 06	839166	10.95 L	839201	10.95 L				
KDX220	97 - 05	839166	10.95 L	839201	10.95 L				
KDX250	80 - 84			839202	12.95 L	839258	9.95 L		
KDX250	91 - 94	839167	10.95 L	839203	12.95 L	839259	12.95 L		
KL250 SUPER SHERPA	00 - 10			839204	17.95 L	817416	15.95 L		
KLR250	85 - 05			817419	9.95 L				
KLX250R	94 - 96	817417	9.95 L	839204	17.95 L	817416	15.95 L		
KLX250S	06 - 14	817417	9.95 L	839204	17.95 L	817416	15.95 L		
KLX250SF	09 - 10	817417	9.95 L	839204	17.95 L	817416	15.95 L		
KX250	80 - 81			839202	12.95 L				
KX250	82			839069	0.00 L	839258	9.95 L		
KX250	83 - 84			839068	0.00 L	839118	9.95 L		
KX250	85 - 86			839069	0.00 L	839118	9.95 L		
KX250	87			839205	14.95 L	839260	12.95 L		
KX250	88 - 89	839168	12.95 L	839203	12.95 L	839260	12.95 L		
KX250	90 - 91	839167	10.95 L	839203	12.95 L	816003	4.95 L		
KX250	92 - 03	817461	2.95 L	839206	10.25 L	816003	4.95 L		
KX250	04	817461	2.95 L	839207	13.95 L	816003	4.95 L		
KX250	05 - 07	816141	8.95 L	839208	12.50 L	816632	8.95 L		
KX250F	04 - 08	816590	6.95 L	839209	12.95 L	816589	5.95 L	837629	13.95 L
KX250F	09 - 16	816701	7.95 L	839210	11.95 L	816702	7.95 L	837644	14.95 L
KLX300(R)	97 - 07	817417	9.95 L	839204	17.95 L	817416	15.95 L		
KLX400R	03 - 04	817731	7.95 L	839211	9.47 L	816031	6.95 L	837631	17.95 L
KLX400SR	03 - 04	817731	7.95 L	839211	9.47 L	816031	6.95 L	837631	17.95 L
KLX450R	08 - 09	816198	15.95 L	839212	19.95 L	816222	11.95 L	837637	15.95 L
KX450F	06 - 08	816198	15.95 L	839212	19.95 L	816199	14.95 L	837637	15.95 L
KX450F	09 - 13	816198	15.95 L	839213	14.95 L	816249	12.95 L	837645	14.95 L
KX450F	14 - 15	816198	15.95 L	839213	14.95 L	816198	15.95 L	837645	14.95 L
KX450F	16							837645	14.95 L
KX500	83 - 85			839214	9.95 L	817497	4.95 L		
KX500	86 - 04			817496	6.95 L	817497	4.95 L		
KLX650R	94	817417	9.95 L	839204	17.95 L	817416	15.95 L		
KTM									
50 SX	14 - 16	839169	4.95 L	839215	9.95 L	839261	9.95 L		
50 SXS	14	839169	4.95 L	839215	9.95 L	839261	9.95 L		
SX 50 MINI	14 - 16	839169	4.95 L	839215	9.95 L	839261	9.95 L		
SX 65	98 - 08			839216	7.86 L				
SX 65	09 - 13			839217	9.95 L				
SX 65	14 - 16	839170	4.97 L	839217	9.95 L	839262	10.95 L		
SXS 65	13			839217	9.95 L				
SXS 65	14	839170	4.97 L	839217	9.95 L	839262	10.95 L		

- accessories
- body
- handlebar & grips
- cables & levers
- exhaust
- engine**
- fuel & intake
- electrical & ignition
- clutch
- drive
- bearings
- brakes
- steering & suspension
- tires
- tools & shop

ENGINE



WINDEROSA SINGLE ENGINE GASKETS CONT'D

MODEL	YEARS	CLUTCH COVER GASKET		RIGHT SIDE COVER GASKET		IGNITION COVER GASKET		VALVE COVER GASKET	
KTM CONTINUED									
XC 65	08			839216	7.86 L				
XC 65	09			839217	9.95 L				
SX 85	03 - 12	816630	6.95 L	839188	9.95 L	816629	3.95 L		
SX 85	13 - 16	816630	6.95 L	839188	9.95 L				
SXS 85	13 - 14	816630	6.95 L	839188	9.95 L				
XC 85	08 - 09	816630	6.95 L	839188	9.95 L	816629	3.95 L		
SX 105	06 - 11	816630	6.95 L	839188	9.95 L	816629	3.95 L		
XC 105	08 - 09	816630	6.95 L	839188	9.95 L	816629	3.95 L		
EXC 125	93 - 97	816111	6.95 L			816613	4.95 L		
EXC 125	98 - 06	816025	6.95 L			816532	6.95 L		
EXC 125	07 - 08					816532	6.95 L		
SX 125	93 - 97	816111	6.95 L			816613	4.95 L		
SX 125	98 - 06	816025	6.95 L			816532	6.95 L		
SX 125	07 - 15	816025	6.95 L	839189	9.06 L	816532	6.95 L		
SX 144	07 - 08	816025	6.95 L	839189	9.06 L	816532	6.95 L		
SX 150	09 - 15	816025	6.95 L	839189	9.06 L	816532	6.95 L		
XC 150	10 - 14	816025	6.95 L	839189	9.06 L	816532	6.95 L		
EGS 200	98 - 99	816025	6.95 L			816532	6.95 L		
EXC 200	98 - 05	816025	6.95 L			816532	6.95 L		
SX 200	00 - 02	816025	6.95 L			816532	6.95 L		
SX 200	03 - 04	816025	6.95 L	839189	9.06 L	816532	6.95 L		
XC 200	06 - 09	816025	6.95 L	839189	9.06 L	816532	6.95 L		
XC-W 200	06 - 15	816025	6.95 L	839189	9.06 L	816532	6.95 L		
XC-W 200	16	816025	6.95 L	839189	9.06 L				
250 SX-F FACTORY EDITION	15							839274	2.56 L
EXC 250	94 - 99	816567	8.95 L	839192	8.83 L	816008	6.95 L		
EXC 250	00 - 03	816567	8.95 L	839189	9.06 L	816566	6.95 L		
EXC 250	04 - 05	817826	5.95 L	839192	8.83 L	816658	3.95 L		
EXC-G 250 RACING	02 - 05					816144	5.95 L		
FREERIDE 250 R	15 - 16	817826	5.95 L	839192	8.83 L				
MXC 250	00 - 01	816567	8.95 L			816566	6.95 L		
SX 250	94 - 99	816567	8.95 L			816008	6.95 L		
SX 250	00 - 02	816567	8.95 L	839218	10.95 L	816566	6.95 L		
SX 250	03 - 16	817826	5.95 L	839192	8.83 L	816658	3.95 L		
SX-F 250	05 - 12	817841	9.95 L	839219	10.50 L	816673	3.95 L	839275	7.97 L
SX-F 250	13	817976	4.95 L	839190	9.95 L			839274	2.56 L
SX-F 250	14 - 15	817976	4.95 L	839190	9.95 L	816658	3.95 L	839274	2.56 L
SX-F 250	16							839274	2.56 L
SXS 250	01	816567	8.95 L			816566	6.95 L		
SXS 250	03 - 04	817826	5.95 L			816658	3.95 L		
XC 250	06 - 07	817826	5.95 L	839192	8.83 L	816658	3.95 L		
XC 250	08 - 16	817826	5.95 L	839192	8.83 L	816692	6.95 L		
XC-F 250	07 - 12	817841	9.95 L	839219	10.50 L	816673	3.95 L	839275	7.97 L
XC-F 250	13	817976	4.95 L	839192	8.83 L			839274	2.56 L
XC-F 250	14 - 15	817976	4.95 L	839192	8.83 L	837900	4.95 L	839274	2.56 L
XC-F 250	16					837900	4.95 L	839274	2.56 L
XC-FW 250	07 - 13	817841	9.95 L	839219	10.50 L	816673	3.95 L	839275	7.97 L
XC-FW 250	14 - 16	817976	4.95 L	839191	12.95 L	839254	11.95 L	839274	2.56 L
XC-W 250	06 - 07	817826	5.95 L	839192	8.83 L	816658	3.95 L		
XC-W 250	08 - 15	817826	5.95 L	839192	8.83 L	816692	6.95 L		
XC-W 250	16	817826	5.95 L						
EGS 300	97			839074	0.00 L				
EXC 300	94 - 03	816567	8.95 L			816566	6.95 L		
EXC 300	04 - 05	817826	5.95 L			816658	3.95 L		
MXC 300	94 - 03	816567	8.95 L			816566	6.95 L		
MXC 300	04 - 05	817826	5.95 L			816658	3.95 L		
SX 300	94	816567	8.95 L			816566	6.95 L		
XC 300	06 - 07	817826	5.95 L	839192	8.83 L	816658	3.95 L		
XC 300	08 - 15	817826	5.95 L	839192	8.83 L	816692	6.95 L		
XC 300	16	817826	5.95 L	839192	8.83 L				
XC-W 300	06 - 07	817826	5.95 L	839192	8.83 L	816658	3.95 L		
XC-W 300	08 - 15	817826	5.95 L	839192	8.83 L	816692	6.95 L		



WINDEROSA SINGLE ENGINE GASKETS CONT'D

MODEL	YEARS	CLUTCH COVER GASKET		RIGHT SIDE COVER GASKET		IGNITION COVER GASKET		VALVE COVER GASKET	
KTM CONTINUED									
XC-W 300	16	817826	5.95 L	839192	8.83 L				
XC-W 300 SIX DAYS	15	817826	5.95 L	839192	8.83 L	816692	6.95 L		
EXC-F 350	13 - 15	817976	4.95 L	839191	12.95 L	837900	4.95 L	839276	9.95 L
EXC-F 350	16	817976	4.95 L	839191	12.95 L			839276	9.95 L
SX-F 350	11 - 12	817976	4.95 L	839191	12.95 L	837900	4.95 L	839276	9.95 L
SX-F 350	13 - 15	817976	4.95 L	839190	9.95 L	837900	4.95 L	839276	9.95 L
SX-F 350	16			839190	9.95 L				
XC-F 350	11 - 12	817976	4.95 L	839191	12.95 L	837900	4.95 L	839276	9.95 L
XC-F 350	13	817976	4.95 L	839190	9.95 L			839276	9.95 L
XC-F 350	14 - 15	817976	4.95 L	839190	9.95 L	839254	11.95 L	839276	9.95 L
XC-FW 350	12 - 13	817976	4.95 L	839191	12.95 L			839276	9.95 L
XC-FW 350	14 - 15	817976	4.95 L	839191	12.95 L	839254	11.95 L	839276	9.95 L
XC-FW 350	16	817976	4.95 L			839254	11.95 L	839276	9.95 L
XC-FW 350 SIX DAYS	15	817976	4.95 L	839191	12.95 L	839254	11.95 L	839276	9.95 L
EXC 360	96 - 97	816567	8.95 L			816566	6.95 L		
MXC 360	96 - 97	816567	8.95 L			816566	6.95 L		
SX 360	96 - 97	816567	8.95 L			816566	6.95 L		
EXC 380	98 - 02	816567	8.95 L			816566	6.95 L		
MXC 380	98 - 01	816567	8.95 L			816566	6.95 L		
SX 380	98 - 02	816567	8.95 L			816566	6.95 L		
EXC 400	00 - 02					816144	5.95 L		
EXC-G 400	04 - 06					816144	5.95 L		
MXC 400	01 - 02					816144	5.95 L		
SX 400	98 - 02					816144	5.95 L		
XC-W 400	07			816143	5.95 L	816144	5.95 L		
XC-W 400	09 - 10			839220	15.95 L			839277	9.95 L
EXC 450	03 - 07					816144	5.95 L		
EXC 450	09 - 11			839220	15.95 L			839277	9.95 L
EXC-G 450	04 - 06					816144	5.95 L		
EXC-R 450	08							839277	9.95 L
MXC-G 450	03 - 05					816144	5.95 L		
SMR 450	05 - 07					816144	5.95 L		
SMS 450	04					816144	5.95 L		
SX 450	03 - 06					816144	5.95 L		
SX-F 450	07 - 12	817889	4.95 L			816232	3.95 L	839157	4.67 L
SX-F 450	13							839277	9.95 L
SX-F 450	14 - 15	839163	9.95 L	839193	12.95 L	839255	6.06 L	839277	9.95 L
XC 450	04 - 07			816143	5.95 L	816144	5.95 L		
XC-F 450	08 - 09	817889	4.95 L			816232	3.95 L	839157	4.67 L
XC-F 450	13							839277	9.95 L
XC-F 450	14 - 15	839163	9.95 L	839221	12.95 L	839255	6.06 L	839277	9.95 L
XC-F 450	16	839163	9.95 L						
XCR-W 450	08							839277	9.95 L
XC-W 450	07			816143	5.95 L	816144	5.95 L		
XC-W 450	08 - 11			839220	15.95 L			839277	9.95 L
XC-W 450	12 - 13			839194	12.95 L			839277	9.95 L
XC-W 450	14 - 16	839163	9.95 L	839194	12.95 L	839255	6.06 L	839277	9.95 L
EXC 500	12 - 13			839194	12.95 L			839277	9.95 L
EXC 500	14 - 16	839163	9.95 L	839194	12.95 L	839255	6.06 L	839277	9.95 L
EXC 500 SIX DAYS	16	839163	9.95 L	839194	12.95 L			839277	9.95 L
XC-W 500	12 - 13			839194	12.95 L			839277	9.95 L
XC-W 500	14 - 16	839163	9.95 L	839194	12.95 L	839255	6.06 L	839277	9.95 L
SX-F 505	08	817889	4.95 L			816232	3.95 L	839157	4.67 L
XC-F 505	08 - 09	817889	4.95 L			816232	3.95 L	839157	4.67 L
EXC 520	00 - 02					816144	5.95 L		
MXC 520	01 - 02					816144	5.95 L		
SX 520	00 - 02					816144	5.95 L		
EXC 525	03 - 07					816144	5.95 L		
MXC-G 525	03 - 05					816144	5.95 L		
SX 525	03 - 06					816144	5.95 L		
XC 525	06 - 07					816144	5.95 L		
XC-W 525	07					816144	5.95 L		

- accessories
- body
- handlebar & grips
- cables & levers
- exhaust
- engine
- fuel & intake
- electrical & ignition
- clutch
- drive
- bearings
- brakes
- steering & suspension
- tires
- tools & shop



WINDEROSA SINGLE ENGINE GASKETS CONT'D

MODEL	YEARS	CLUTCH COVER GASKET		RIGHT SIDE COVER GASKET		IGNITION COVER GASKET		VALVE COVER GASKET	
SUZUKI									
JR50	78 - 06	839164	9.95 L	839195	9.95 L				
RM60	03			817484	5.95 L	817485	4.95 L		
RM65	03 - 05			817402	4.95 L	817485	4.95 L		
RM80	89 - 01			817511	5.95 L	817510	3.95 L		
RM85	02 - 15			817511	5.95 L	837901	2.95 L		
RM85L	03 - 15			817511	5.95 L	837901	2.95 L		
DR100	83 - 90			816056	7.95 L	816551	5.95 L		
RM100	03	817489	2.95 L	817486	5.95 L	817488	4.95 L		
SP100	83			816056	7.95 L	816551	5.95 L		
DRZ110	03 - 05			816057	7.95 L	816058	7.95 L		
DR125	82 - 88			816056	7.95 L	816551	5.95 L		
DR125SE	94 - 02			816056	7.95 L	816606	5.95 L		
DR-Z125	03 - 14			816056	7.95 L	816551	5.95 L		
DR-Z125L	03 - 14			816056	7.95 L	816551	5.95 L		
RM125	86 - 88			839222	9.95 L	839263	9.95 L		
RM125	89 - 91			817511	5.95 L	839264	5.50 L		
RM125	92 - 97	817507	2.95 L	839223	10.03 L	817524	4.95 L		
RM125	98 - 00	817507	2.95 L	839224	9.67 L	816002	4.95 L		
RM125	01 - 08	817507	2.95 L	839225	9.44 L	817549	4.95 L		
RV 125 VAN VAN (EURO)	03 - 13			816056	7.95 L				
SP125	82 - 88					816551	5.95 L		
DR200	86 - 88			816056	7.95 L	816606	5.95 L		
DR200 SE	96 - 15			816056	7.95 L	816606	5.95 L		
SP200	86 - 88			816056	7.95 L	816551	5.95 L		
DRZ250	01 - 07			816088	9.95 L	816593	5.95 L		
RM250	87 - 88			839226	11.95 L	839265	12.95 L		
RM250	89 - 90			839227	10.95 L	817522	4.95 L		
RM250	91 - 93	817514	2.95 L	839227	10.95 L	817522	4.95 L		
RM250	94 - 95	817514	2.95 L	839228	10.95 L	817517	4.95 L		
RM250	96 - 00	817521	2.95 L	839229	9.78 L	817504	4.95 L		
RM250	01 - 08	817521	2.95 L	839230	10.42 L	817504	4.95 L		
RMX250	89 - 99	817514	2.95 L	839227	10.95 L	817522	4.95 L		
RMZ250	04 - 06	816590	6.95 L	839209	12.95 L	816589	5.95 L	837629	13.95 L
RMZ250	07 - 09	816214	6.95 L	839121	10.95 L	816676	5.95 L	837639	16.95 L
RMZ250	10 - 15	816214	6.95 L	839121	10.95 L	816721	5.95 L	837904	16.73 L
TS250X	84 - 89			839077	0.00 L	839133	9.95 L		
DR350	90 - 99			839231	10.44 L	839266	8.58 L		
DR350SE	90 - 99			839231	10.44 L	839267	8.58 L		
DRZ400E	00 - 07	817731	7.95 L	839211	9.47 L	816031	6.95 L	837631	17.95 L
DRZ400K	00 - 03	817731	7.95 L	839211	9.47 L	816031	6.95 L	837631	17.95 L
DRZ400S	00 - 15	817731	7.95 L	839211	9.47 L	816031	6.95 L	837631	17.95 L
DRZ400SM	05 - 15	817731	7.95 L	839211	9.47 L	816031	6.95 L	837631	17.95 L
RMX450	10 - 11	816240	8.95 L	839232	12.95 L	816239	6.95 L	837642	17.95 L
RMZ450	05 - 07	816169	8.95 L	839233	12.31 L	816170	7.95 L	837630	17.95 L
RMZ450	08 - 15	816240	8.95 L	839232	12.95 L	816239	6.95 L	837642	17.95 L
DR650RS (EURO)	96			816033	12.95 L	816034	10.95 L		
DR650SE	96 - 14			816033	12.95 L	816034	10.95 L		
XF650 FREEWIND (EURO)	97 - 01			816033	12.95 L	816034	10.95 L		
TM									
MX 144	09			816056	7.95 L				
YAMAHA									
PW50	81 - 16			839234	9.95 L				
YZ60	81 - 83					839268	12.95 L		
BW80	86 - 90			839235	9.95 L				
MX80	82			816176	10.95 L				
PW80	83 - 06			839235	9.95 L				
YZ80	82 - 92			839236	12.95 L	839268	12.95 L		
YZ80	93 - 01			817654	5.95 L	817655	3.95 L		
YZ85	02 - 16			817654	5.95 L	816517	2.95 L		
TTR90	00 - 07			816150	5.95 L	816151	3.95 L		
TTR90 1ST OVERBORE	03					816151	3.95 L		



WINDEROSA SINGLE ENGINE GASKETS CONT'D

MODEL	YEARS	CLUTCH COVER GASKET	RIGHT SIDE COVER GASKET	IGNITION COVER GASKET	VALVE COVER GASKET
YAMAHA CONTINUED					
TT125	00		816097 7.95 L	816098 3.95 L	
TTR125 DRUM BRAKE	00 - 09		816097 7.95 L	816098 3.95 L	
TTR125L DISC BRAKE	00 - 15		816097 7.95 L	816098 3.95 L	
XT125	82 - 83		816176 10.95 L		
XT125R	05 - 07			816098 3.95 L	
XTZ 125 (SA)	03 - 10			816098 3.95 L	
YZ125	82 - 85		839237 TBA		
YZ125	86 - 88		839238 10.95 L	817671 4.95 L	
YZ125	89 - 91	817673 3.95 L	839238 10.95 L	817671 4.95 L	
YZ125	92 - 93	817673 3.95 L	839238 10.95 L	817657 3.95 L	
YZ125	94 - 04	817672 3.95 L	839239 10.95 L	817658 3.95 L	
YZ125	05 - 16	816130 4.95 L	839240 8.28 L	816618 3.95 L	
AG200	84		816176 10.95 L		
AG200	03 - 06		816176 10.95 L	816177 6.95 L	
BW200	85		816176 10.95 L		
BW200	86 - 88		816176 10.95 L	816177 6.95 L	
TW200 TRAILWAY	87 - 16		816176 10.95 L	816178 5.95 L	
XT200	82 - 83		816176 10.95 L		
TT225	86 - 87		816176 10.95 L		
TTR225	99 - 04		816176 10.95 L	816177 6.95 L	
XT225	92 - 07		816176 10.95 L	816177 6.95 L	
TTR230	05 - 15		816176 10.95 L	816177 6.95 L	
WR250	91 - 97	817643 4.95 L	839241 8.97 L	817642 4.95 L	
WR250F	01 - 02	817691 6.95 L	839242 12.95 L	817692 3.95 L	837634 22.95 L
WR250F	03 - 13	817691 6.95 L	839242 12.95 L	816142 3.95 L	837634 22.95 L
WR250F	15	839171 9.95 L	839243 10.95 L	839270 10.95 L	839278 2.56 L
XT250	13 - 16		816230 7.95 L	839144 9.95 L	
YZ250	82 - 87		839083 12.95 L	839271 12.95 L	
YZ250	88 - 89		839083 12.95 L	817642 4.95 L	
YZ250	90 - 98	817643 4.95 L	839241 8.97 L	817642 4.95 L	
YZ250	99 - 16	817685 2.95 L	839244 9.95 L	817675 4.95 L	
YZ250F	01 - 13	817691 6.95 L	839242 12.95 L	817692 3.95 L	837634 22.95 L
YZ250F	14 - 16	839171 9.95 L	839243 10.95 L	839270 10.95 L	839278 2.56 L
YZ250FX	15	839171 9.95 L	839243 10.95 L	839270 10.95 L	839278 2.56 L
YZ250X	16	817685 2.95 L	839244 9.95 L	817675 4.95 L	
WR400F	98 - 99	817678 6.95 L	839245 12.95 L	816004 3.95 L	837632 22.95 L
WR400F	00	817690 6.95 L	839245 12.95 L	816004 3.95 L	837632 22.95 L
YZ400F	98 - 99	817678 6.95 L	839245 12.95 L	816004 3.95 L	837632 22.95 L
WR426F	01 - 02	817690 6.95 L	839245 12.95 L	816004 3.95 L	837632 22.95 L
YZ426F	00 - 02	817678 6.95 L	839245 12.95 L	816004 3.95 L	837632 22.95 L
WR450F	03 - 06	816093 7.95 L	837940 10.46 L	816661 3.95 L	837635 22.95 L
WR450F	07 - 15	816093 7.95 L	839246 11.39 L	816211 3.95 L	837636 22.95 L
YZ450F	03 - 05	816093 7.95 L	837940 10.46 L	816661 3.95 L	837635 22.95 L
YZ450F	06	816093 7.95 L	837940 10.46 L	816211 3.95 L	837636 22.95 L
YZ450F	07 - 09	816093 7.95 L	839246 11.39 L	816211 3.95 L	837636 22.95 L
YZ450F	10 - 13	817943 6.95 L	839247 11.95 L	816710 4.95 L	837646 10.95 L
YZ450F	14 - 16	817943 6.95 L	839248 11.95 L	839272 9.95 L	837646 10.95 L
XT550	82 - 83		839221 12.95 L		
TT600	83 - 86		839221 12.95 L		
XT600	84 - 89		839221 12.95 L		
XT600	90 - 95		839221 12.95 L	839151 8.92 L	
XT600 (SA)	96 - 02		839221 12.95 L	839151 8.92 L	
XT600E (EURO)	90 - 02		839221 12.95 L	839151 8.92 L	

- accessories
- body
- handlebar & grips
- cables & levers
- exhaust
- engine
- fuel & intake
- electrical & ignition
- clutch
- drive
- bearings
- brakes
- steering & suspension
- tires
- tools & shop

ENGINE



VESRAH ENGINE GASKET SETS

Complete or top end available.

- Gasket materials will endure high combustion temperatures, high combustion/explosion pressures and rigidity loss of cylinder head and cylinder block.
- All materials are 100% asbestos free.
- Precision sealing and durability are the key to Vesrah gaskets.



COMPLETE GASKET SETS

TOP END GASKET SETS

CC	MODELS	NAME	YEAR	COMPLETE SET			PCS	TOP SET			PCS
HONDA											
50	CRF50F		04-15	973181	69.95	L	20	973918	59.95	L	15
50	MCX50FD		83	973182	15.95	L	11	973531	8.95	L	6
50	MCX50SD		83	973182	15.95	L	11	973531	8.95	L	6
50	XR50R		00-03	973183	64.95	L	27	973532	54.95	L	17
50	Z50A	MINI TRIAL	69	973184	21.95	L	19	973533	16.95	L	13
50	Z50A	MINI TRIAL	76-78	973184	21.95	L	19	973533	16.95	L	13
50	Z50R	MINI TRIAL	79-81	973184	21.95	L	19	973533	16.95	L	13
50	Z50R	MINI TRIAL	82-85	973185	31.95	L	25	973534	25.95	L	17
50	Z50R	MINI TRIAL	88-91	973186	36.95	L	25	973535	24.95	L	15
50	Z50R	MINI TRIAL	92-00	973183	64.95	L	27	973532	54.95	L	17
70	CRF70F		04-12	973187	83.95	L	19	973536	60.95	L	14
70	CT70	MINI	77-79	973188	16.95	L	18	973537	11.95	L	11
70	CT70	MINI	80-81	973189	23.95	L	26	972537	15.95	L	18
70	CT70	MINI	82	972314	26.95	L	28	972538	17.95	L	18
70	CT70	MINI	91-94	973190	61.95	L	27	973538	51.95	L	17
70	XR70R		97-03	973190	61.95	L	27	973538	51.95	L	17
75	XL75	MINI	77-79	973191	37.95	L	20	973539	26.95	L	10
75	XR75		73-74	973192	27.95	L	16	973540	21.95	L	10
75	XR75		76	973192	27.95	L	16	973540	21.95	L	10
75	XR75		77-78	973191	37.95	L	20	973539	26.95	L	10
75	XR75K1		74	973192	27.95	L	16	973540	21.95	L	10
75	XR75K2		75	973192	27.95	L	16	973540	21.95	L	10
80	CR80R		80-81	973193	15.95	L	10	973541	6.95	L	5
80	CR80R		82	973194	13.95	L	9	973542	6.95	L	5
80	CR80R		83	973195	19.95	L	10	973543	12.95	L	5
80	CR80R		84	973196	19.95	L	10	973544	12.95	L	5
80	CR80R		85	973197	26.95	L	12	973545	15.95	L	5
80	CR80R		86	973198	33.95	L	10	973546	22.95	L	5
80	CR80R		90-91	973199	38.95	L	10	973547	26.95	L	5
80	CR80R		92-02	973200	55.95	L	10	973548	40.95	L	5
80	CRF80F		04-15	973201	80.95	L	19	973549	44.95	L	10
80	XL80S		80-85	973191	37.95	L	20	973539	26.95	L	10
80	XR80		79-84	973191	37.95	L	20	973539	26.95	L	10
80	XR80R		85-88	973191	37.95	L	20	973539	26.95	L	10
80	XR80R		90-91	973191	37.95	L	20	973539	26.95	L	10
80	XR80R		93-03	973202	52.95	L	21	973550	31.95	L	11
85	CR85R		03-07	973203	59.95	L	9	973551	43.95	L	6
85	CR85RB	EXPERT	03-07	973203	59.95	L	9	973551	43.95	L	6
90	EZ90	CUB	91-96	973204	18.95	L	9	973552	10.95	L	6
100	CRF100F		04-13	973205	84.95	L	20	973553	47.95	L	11
100	XL100		76-78	972317	31.95	L	19	972541	22.95	L	13
100	XL100S		79-85	973206	37.95	L	20	973554	25.95	L	9
100	XR100		81-84	973206	37.95	L	20	973554	25.95	L	9
100	XR100R		85-91	973206	37.95	L	20	973554	25.95	L	9
100	XR100R		92-03	973207	48.95	L	19	973555	37.95	L	12
125	CR125R	ELSINORE	81	973219	18.95	L	9	973567	11.95	L	5
125	CR125R		00-02	973215	54.95	L	14	973563	28.95	L	6
125	CR125R		03	973216	50.95	L	13	973564	26.95	L	6
125	CR125R		04	973217	57.95	L	14	973565	36.95	L	7
125	CR125R		05-06	973218	71.95	L	14	973566	47.95	L	6
125	CR125R		82	973208	30.95	L	9	973556	22.95	L	5
125	CR125R		83	973209	29.95	L	8	973557	23.95	L	5
125	CR125R		84-85	973210	44.95	L	11	973558	37.95	L	6
125	CR125R		86	973211	26.95	L	11	973559	16.95	L	6
125	CR125R		87-89	973212	52.95	L	15	973560	35.95	L	8
125	CR125R		90-98	973213	40.95	L	15	973561	24.95	L	8
125	CR125R		99	973214	54.95	L	16	973562	28.95	L	9

VESRAH ENGINE GASKET SETS CONTINUED

CC	MODELS	NAME	YEAR	COMPLETE SET	PCS	TOP SET	PCS
HONDA CONTINUED							
125	CT125		77	973220	38.95 L 29	973568	25.95 L 17
125	MTX125RWD		83	973221	40.95 L 10	973569	31.95 L 6
125	NXR125		05-09	972319	37.95 L 28	972543	21.95 L 15
125	TL125S		76	973220	38.95 L 29	973568	25.95 L 17
125	XL125		76-78	973220	38.95 L 29	973568	25.95 L 17
125	XL125S		79-84	973222	25.95 L 28	973570	13.95 L 15
150	CRF150F		03-05	973223	72.95 L 24	973571	36.95 L 13
150	CRF150R		06-15	973224	118.95 L 21	973572	63.95 L 10
150	CRF150RB		07-15	973224	118.95 L 21	973572	63.95 L 10
150	CRF150RII		09	973224	118.95 L 21	973572	63.95 L 10
150	CRF150RII		13-15	973224	118.95 L 21	973572	63.95 L 10
185	XL185S		79-83	973225	38.95 L 27	973573	24.95 L 15
185	XR185		79	973225	38.95 L 27	973573	24.95 L 15
200	TLR200	REFLEX	86-87	973226	31.95 L 28	973574	18.95 L 16
200	TR200	FATCAT	86-87	973227	49.95 L 26	973575	40.95 L 14
200	XL200R		83-84	973226	31.95 L 28	973574	18.95 L 16
200	XR200		80-84	973226	31.95 L 28	973574	18.95 L 16
200	XR200R		81-83	973226	31.95 L 28	973574	18.95 L 16
200	XR200R		84	973228	77.95 L 25	973576	64.95 L 15
200	XR200R		85	973229	70.95 L 25	973577	60.95 L 15
200	XR200R		86-89	973226	31.95 L 28	973574	18.95 L 16
200	XR200R		90-92	973230	43.95 L 26	973578	28.95 L 15
200	XR200R		94-02	973231	62.95 L 26	973579	46.95 L 14
230	CRF230F		03-16	973232	76.95 L 18	973580	54.95 L 12
230	CRF230L		08-15	973233	153.95 L 27	973581	98.95 L 16
230	CRF230M		09	973233	153.95 L 27	973581	98.95 L 16
250	CR250M		76	973234	15.95 L 7	973582	8.95 L 4
250	CR250R		00-01	973243	55.95 L 14	973591	32.95 L 7
250	CR250R		02-04	973244	51.95 L 13	973592	31.95 L 5
250	CR250R		05-07	973245	87.95 L 18	973593	52.95 L 10
250	CR250R		83	973235	41.95 L 9	973583	30.95 L 5
250	CR250R		84	973236	42.95 L 11	973584	33.95 L 6
250	CR250R		85	973237	38.95 L 12	973585	25.95 L 5
250	CR250R		86	973238	38.95 L 12	973586	25.95 L 5
250	CR250R		87	973239	45.95 L 16	973587	26.95 L 9
250	CR250R		88	973240	53.95 L 16	973588	35.95 L 8
250	CR250R		89-91	973241	41.95 L 17	973589	24.95 L 9
250	CR250R		92-99	973242	51.95 L 12	973590	27.95 L 5
250	CRF250R		04-07	973246	136.95 L 24	973594	91.95 L 11
250	CRF250R		08-09	973247	136.95 L 24	973595	92.95 L 11
250	CRF250X		04-15	973246	136.95 L 24	973594	91.95 L 11
250	NX250	AX-1	89	973248	62.95 L 21	973596	48.95 L 10
250	TL250		75-76	973249	43.95 L 33	973597	33.95 L 23
250	XL250K1		74	973250	39.95 L 26	973598	33.95 L 22
250	XL250K2		75	973250	39.95 L 26	973598	33.95 L 22
250	XL250R		82-83	973251	55.95 L 25	973599	45.95 L 16
250	XL250R		84	973252	81.95 L 25	973600	66.95 L 16
250	XL250R		85-87	973253	73.95 L 26	973601	62.95 L 17
250	XL250S		78-81	973254	52.95 L 25	973602	44.95 L 16
250	XR250L		91-96	973253	73.95 L 26	973601	62.95 L 17
250	XR250R		00-04	973257	98.95 L 25	973604	78.95 L 19
250	XR250R		81-82	973255	44.95 L 25	972548	33.95 L 16
250	XR250R		84	973252	81.95 L 25	973600	66.95 L 16
250	XR250R		85-95	973253	73.95 L 26	973601	62.95 L 17
250	XR250R		96-99	973256	80.95 L 21	973603	60.95 L 15
300	XR300R		10	972326	55.95 L 28	972550	31.95 L 15
350	SL350		71	973258	46.95 L 22	973605	40.95 L 19
350	XL350R		84-85	973259	93.95 L 28	973606	80.95 L 17
400	XR400R		96-03	973260	94.95 L 27	973607	56.95 L 20
450	CR450R	ELSINORE 450	81	973261	22.95 L 8	973608	13.95 L 5
450	CRF450R		02-07	973262	102.95 L 25	973609	59.95 L 14
450	CRF450R		08	973263	130.95 L 26	973610	87.95 L 14
450	CRF450R		09-15	973264	169.95 L 25	973611	112.95 L 13
450	CRF450X		05-15	973265	163.95 L 22	973612	114.95 L 10
500	CR500R		84	973266	23.95 L 9	973613	13.95 L 5
500	CR500R		85-86	973267	41.95 L 11	973614	33.95 L 5
500	CR500R		87-88	973268	54.95 L 13	973614	33.95 L 5

accessories

body

handlebar
& gripscables &
levers

exhaust

engine

fuel &
intakeelectrical
& ignition

clutch

drive

bearings

brakes

steering &
suspension

tires

tools &
shop

VESRAH ENGINE GASKET SETS CONTINUED

CC	MODELS	NAME	YEAR	COMPLETE SET			PCS	TOP SET			PCS
HONDA CONTINUED											
500	CR500R		89-01	973269	49.95	L	13	973615	32.95	L	5
500	XL500S		79-81	973270	91.95	L	25	973616	79.95	L	16
500	XR500		79	973270	91.95	L	25	973616	79.95	L	16
500	XR500R		79-80	973271	55.95	L	25	973617	44.95	L	16
500	XR500R		81-82	973270	91.95	L	25	973616	79.95	L	16
500	XR500R		83-84	973272	88.95	L	35	973618	72.95	L	23
600	XL600R		83-87	973273	92.95	L	39	973619	78.95	L	26
600	XL600V	TRANSALP	89	973274	128.95	L	29	973620	113.95	L	18
600	XL600V	TRANSALP (PD06)	87-88	973275	115.95	L	29	973621	95.95	L	18
600	XR600R		85-87	973273	92.95	L	39	973619	78.95	L	26
600	XR600R		88-00	973276	119.95	L	28	973622	99.95	L	19
650	XL650	TRASSALP	00-07	972352	140.95	L	30	972574	118.95	L	19
650	XR650L		93-15	972352	140.95	L	30	972574	118.95	L	19
650	XR650R		00-07	973278	142.95	L	30	973623	77.95	L	14
KAWASAKI											
50	KDX50		03-06	973279	41.95	L	9	973624	25.95	L	4
60	KX60		83-84	973280	12.95	L	5	973625	6.95	L	3
60	KX60		85-03	973281	36.95	L	7	973626	31.95	L	4
65	KX65	MONSTER ENERGY	09	973283	53.95	L	9	973627	34.95	L	5
65	KX65		00-05	973282	53.95	L	9	973627	34.95	L	5
65	KX65		06-15	973283	53.95	L	9	973627	34.95	L	5
65	KX65		07	973283	53.95	L	9	973627	34.95	L	5
80	KD80	MINI	75-76	973284	14.95	L	7	973628	6.95	L	3
80	KD80	MINI	80-87	973284	14.95	L	7	973628	6.95	L	3
80	KD80	MINI	88-90	972386	12.95	L	5	972607	6.95	L	3
80	KDX80	MINI	82	973285	13.95	L	6	973629	7.95	L	4
80	KDX80	MINI	83	973286	14.95	L	7	973630	8.95	L	5
80	KDX80	MINI	84-87	973286	14.95	L	7	973630	8.95	L	5
80	KX80	BIG WHEEL	87	973288	31.95	L	7	973632	23.95	L	4
80	KX80	BIG WHEEL	89	973289	25.95	L	7	973633	17.95	L	4
80	KX80	BIG WHEEL	90	973290	29.95	L	7	973634	21.95	L	4
80	KX80	BIG WHEEL	91-94	973291	25.95	L	7	973635	17.95	L	4
80	KX80	MINI	81	973285	13.95	L	6	973629	7.95	L	4
80	KX80	MINI	84-85	973292	18.95	L	7	973636	12.95	L	4
80	KX80	MINI	86-87	973288	31.95	L	7	973632	23.95	L	4
80	KX80	MINI	89	973289	25.95	L	7	973633	17.95	L	4
80	KX80	MINI	90	973290	29.95	L	7	973634	21.95	L	4
80	KX80	MINI	91-97	973291	25.95	L	7	973635	17.95	L	4
80	KX80		98-00	973287	47.95	L	11	973631	28.95	L	7
85	KX85		01-05	973293	57.95	L	11	973637	36.95	L	7
85	KX85		06-09	973294	57.95	L	11	973637	36.95	L	7
85	KX85		09-13	973294	57.95	L	11	973637	36.95	L	7
85	KX85		14-15	973294	57.95	L	11	973637	36.95	L	7
85	KX85-II	LARGE WHEEL	08-09	973294	57.95	L	11	973637	36.95	L	7
85	KX85-II	LARGE WHEEL	09	973294	57.95	L	11	973637	36.95	L	7
85	KX85-II	LARGE WHEEL	10-13	973294	57.95	L	11	973637	36.95	L	7
85	KX85-II	LARGE WHEEL	11	973294	57.95	L	11	973637	36.95	L	7
85	KX85-II	LARGE WHEEL	14-15	973294	57.95	L	11	973637	36.95	L	7
100	KD100	MINI	76-79	973295	14.95	L	8	973638	6.95	L	3
100	KE100		76-77	972387	15.95	L	8	972608	5.95	L	3
100	KE100		78-81	973296	14.95	L	8	972608	5.95	L	3
100	KE100		82-01	973296	14.95	L	8	972608	5.95	L	5
100	KM100		76-81	973295	14.95	L	8	973638	6.95	L	3
100	KV100		76	973296	14.95	L	8	972608	5.95	L	3
100	KX100	KX100	09-13	973299	48.95	L	11	973640	30.95	L	7
100	KX100	KX100	14	973299	48.95	L	11	973640	30.95	L	7
100	KX100	KX100	14-15	973299	48.95	L	11	973640	30.95	L	7
100	KX100		01-05	973298	48.95	L	11	973640	30.95	L	7
100	KX100		06-08	973299	48.95	L	11	973640	30.95	L	7
100	KX100		95-97	973297	25.95	L	7	973639	17.95	L	4
100	KX100		98-00	973298	48.95	L	11	973640	30.95	L	7
110	KLX110		02-09	973300	89.95	L	21	973641	57.95	L	11
110	KLX110		10-14	973300	89.95	L	21	973641	57.95	L	11
110	KLX110		15	973300	89.95	L	21	973641	57.95	L	11
110	KLX110L		10-15	973300	89.95	L	21	973641	57.95	L	11

VESRAH ENGINE GASKET SETS CONTINUED

CC	MODELS	NAME	YEAR	COMPLETE SET	PCS	TOP SET	PCS
KAWASAKI CONTINUED							
125	KD125		76-79	973301	13.95 L 7	973642	7.95 L 3
125	KDX125	KDX125SR	90	973302	43.95 L 14	973643	32.95 L 7
125	KE125		76-83	973301	13.95 L 7	973642	7.95 L 3
125	KLX125	KLX125	03-06	973303	67.95 L 15	973644	40.95 L 8
125	KLX125L		03-06	973303	67.95 L 15	973644	40.95 L 8
125	KMX125		86-87	973304	33.95 L 14	973645	25.95 L 8
125	KMX125		91	-----	15	973645	25.95 L 8
125	KX125		00	973315	62.95 L 16	973656	39.95 L 9
125	KX125		01-02	973316	66.95 L 17	973657	41.95 L 10
125	KX125		03-05	973317	72.95 L 13	973658	46.95 L 7
125	KX125		82-83	973305	20.95 L 8	973646	15.95 L 5
125	KX125		84	973306	25.95 L 11	973647	18.95 L 7
125	KX125		85	973307	39.95 L 12	973648	31.95 L 8
125	KX125		86	973307	39.95 L 12	973648	31.95 L 8
125	KX125		87	973308	40.95 L 12	973649	32.95 L 8
125	KX125		89	973309	38.95 L 15	973650	25.95 L 8
125	KX125		90-91	973310	46.95 L 18	973651	35.95 L 11
125	KX125		92-93	973311	43.95 L 20	973652	31.95 L 13
125	KX125		94	973312	49.95 L 20	973653	30.95 L 13
125	KX125		95-97	973313	61.95 L 20	973654	34.95 L 13
125	KX125		98	973314	59.95 L 16	973655	36.95 L 9
125	KX125		99	973314	59.95 L 16	973655	36.95 L 9
140	KLX140	KLX140	08-15	973318	63.95 L 21	973659	54.95 L 10
140	KLX140L	KLX140L	08-15	973318	63.95 L 21	973659	54.95 L 10
175	KDX175		80-82	973319	17.95 L 7	973660	12.95 L 5
175	KE175		80-83	973320	19.95 L 6	973661	10.95 L 4
200	KDX200		83-85	973321	21.95 L 7	973662	15.95 L 5
200	KDX200		86-87	973322	27.95 L 10	973663	19.95 L 8
200	KDX200		89-93	973323	36.95 L 17	973664	26.95 L 12
200	KDX200		95-06	973324	51.95 L 18	973665	32.95 L 11
220	KDX220	KDX220R	97-05	973325	54.95 L 18	973666	34.95 L 11
250	KDX250	KDX250R	91-93	973328	56.95 L 19	973669	39.95 L 13
250	KDX250		80	973326	19.95 L 6	973667	12.95 L 4
250	KDX250		81	973326	19.95 L 6	973667	12.95 L 4
250	KDX250		82-84	973327	22.95 L 7	973668	16.95 L 5
250	KL250	KL250R	83-84	973329	31.95 L 18	973670	20.95 L 14
250	KL250	KLR250	78-79	973330	32.95 L 19	973671	21.95 L 14
250	KL250	KLR250	80-81	973331	28.95 L 17	973672	21.95 L 13
250	KL250	KLR250	85-05	973332	83.95 L 34	973673	65.95 L 24
250	KL250	SUPER SHERPA	00-04	973333	220.95 L 24	973674	173.95 L 14
250	KL250	SUPER SHERPA	09	973333	220.95 L 24	973674	173.95 L 14
250	KLX250	D-TRACKER X	08-15	973334	217.95 L 30	973675	157.95 L 17
250	KLX250	KLX250S	09	973334	217.95 L 30	973675	157.95 L 17
250	KLX250	KLX250S	10	973334	217.95 L 30	973675	157.95 L 17
250	KLX250	KLX250S	12-15	973334	217.95 L 30	973675	157.95 L 17
250	KLX250	KLX250SF	09-10	973334	217.95 L 30	973675	157.95 L 17
250	KLX250		08-09	973334	217.95 L 30	973675	157.95 L 17
250	KLX250		10-15	973334	217.95 L 30	973675	157.95 L 17
250	KLX250		79-80	973331	28.95 L 17	973672	21.95 L 13
250	KLX250S	KLX250S	11-13	973334	217.95 L 30	973675	157.95 L 17
250	KLX250S	TKLX250S	14-15	973334	217.95 L 30	973675	157.95 L 17
250	KX250		01-02	973346	63.95 L 20	973683	46.95 L 14
250	KX250		77-78	973335	20.95 L 6	-----	4
250	KX250		82	973327	22.95 L 7	-----	5
250	KX250		83-84	973336	37.95 L 9	-----	6
250	KX250		85-86	973337	40.95 L 10	-----	5
250	KX250		87	973338	49.95 L 14	-----	10
250	KX250		88	973339	44.95 L 15	-----	9
250	KX250		89	973339	44.95 L 15	-----	9
250	KX250		90-91	973340	45.95 L 18	-----	12
250	KX250		92	973341	50.95 L 18	-----	12
250	KX250		93	973342	49.95 L 20	-----	14
250	KX250		94	973343	54.95 L 20	973681	37.95 L 14
250	KX250		95-96	973344	63.95 L 20	973682	42.95 L 14
250	KX250		97-98	973345	60.95 L 20	973682	42.95 L 14
250	KX250		99-00	973345	60.95 L 20	973682	42.95 L 14
250	KX250F	KX250F	04-05	973347	156.95 L 20	973684	90.95 L 11
250	KX250F	KX250F	06-08	973347	156.95 L 20	973684	90.95 L 11

accessories

body

handlebar
& gripscables &
levers

exhaust

engine

fuel &
intakeelectrical
& ignition

clutch

drive

bearings

brakes

steering &
suspension

tires

tools &
shop

VESRAH ENGINE GASKET SETS CONTINUED

CC	MODELS	NAME	YEAR	COMPLETE SET			PCS	TOP SET			PCS
KAWASAKI CONTINUED											
250	KX250F	KX250F	09	973348	181.95	L	22	973685	107.95	L	13
250	KX250F	KX250F	10	973348	181.95	L	22	973685	107.95	L	13
250	KX250F	KX250F	11-13	973348	181.95	L	22	973685	107.95	L	13
250	KX250F	KX250F	13-15	973348	181.95	L	22	973685	107.95	L	13
300	KLX300	KLX300R	07	973349	184.95	L	27	973686	131.95	L	15
300	KLX300	KLX300R	97-07	973349	184.95	L	27	973686	131.95	L	15
400	KDX400		79-80	973350	21.95	L	6	973687	12.95	L	4
420	KDX420		81	973350	21.95	L	6	973687	12.95	L	4
420	KX420		80-81	973350	21.95	L	6	973687	12.95	L	4
450	KDX450		82	973350	21.95	L	6	973687	12.95	L	4
450	KLX450R		08-09	973351	180.95	L	26	973688	112.95	L	15
450	KX450F		06-08	973352	176.95	L	26	973688	112.95	L	15
450	KX450F		09	973353	185.95	L	29	973689	119.95	L	16
450	KX450F		10-14	973353	185.95	L	29	973689	119.95	L	16
500	KLE500		91-92	972396	121.95	L	50	972617	112.95	L	43
500	KX500		83-84	973354	21.95	L	6	973690	14.95	L	4
500	KX500		85	973355	27.95	L	10	973691	23.95	L	7
500	KX500		86	973356	36.95	L	17	973692	29.95	L	12
500	KX500		87	973356	36.95	L	17	973692	29.95	L	12
500	KX500		89-04	973357	44.95	L	17	973693	36.95	L	12
600	KL600	KLR 600	84	973358	106.95	L	26	973694	90.95	L	19
600	KL600	KLR 600	85-86	973359	112.95	L	32	973695	97.95	L	23
650	KL650	KLR650	08-14	973361	136.95	L	32	973697	107.95	L	20
650	KL650	KLR650	14-15	973361	136.95	L	32	973697	107.95	L	20
650	KL650	KLR650	87-05	973360	95.95	L	26	973696	74.95	L	16
650	KL650	TENGA	89-91	973360	95.95	L	26	973696	74.95	L	16
SUZUKI											
50	JR50	MINI	78-06	973362	13.95	L	8	973698	9.95	L	5
50	RM50	MINI	78-81	972431	12.95	L	9	972652	8.95	L	6
60	RM60	MINI	79-83	973363	10.95	L	6	973699	6.95	L	4
65	RM65		03-05	973364	34.95	L	9	973700	17.95	L	5
70	DR-Z70		08-09	973365	66.95	L	19	973701	53.95	L	14
70	DR-Z70		15	973365	66.95	L	19	973701	53.95	L	14
80	DS80	MINI	78-92	973366	13.95	L	7	973702	7.95	L	4
80	DS80	MINI	97-00	973367	26.95	L	7	973703	16.95	L	4
80	JR80		01-07	973367	26.95	L	7	973703	16.95	L	4
80	RM80	MINI	78-81	973368	11.95	L	6	973704	6.95	L	4
80	RM80	MINI	83-85	973369	17.95	L	6	973705	11.95	L	3
80	RM80	MINI	86-88	973370	20.95	L	8	973706	12.95	L	4
80	RM80	MINI	89	973371	24.95	L	10	973707	15.95	L	6
80	RM80	MINI	90	973372	22.95	L	10	973708	13.95	L	6
80	RM80	MINI	91-01	973373	22.95	L	11	973709	11.95	L	7
85	RM85		02-15	973374	85.95	L	12	973710	49.95	L	7
85	RM85L		02-15	973374	85.95	L	12	973710	49.95	L	7
90	RV90	ROVER	72-77	973375	10.95	L	8	973711	4.95	L	3
100	DR100		83-90	973376	22.95	L	13	973712	16.95	L	11
100	DS100		78-81	973377	12.95	L	8	973713	7.95	L	5
100	SP100		83	973376	22.95	L	13	973712	16.95	L	11
100	TS100	NONCHO	78-81	973377	12.95	L	8	973713	7.95	L	5
110	DR-Z110		03-05	973379	87.95	L	19	973715	57.95	L	11
125	DR125		82-86	973380	22.95	L	13	972654	16.95	L	11
125	DR125S	RAIDER	86-93	973380	22.95	L	13	972654	16.95	L	11
125	DR125S		82-84	973380	22.95	L	13	972654	16.95	L	11
125	DR125SE	JEBEL 125	94-96	973381	38.95	L	13	972655	28.95	L	9
125	DR-Z125		03-14	973382	67.95	L	16	973716	53.95	L	9
125	DR-Z125L		03-15	973382	67.95	L	16	973716	53.95	L	9
125	DS125		79-81	973383	12.95	L	8	973717	8.95	L	4
125	RM125		01-03	973395	77.95	L	11	973728	39.95	L	7
125	RM125		04-09	973396	77.95	L	11	973729	39.95	L	7
125	RM125		81	973384	19.95	L	12	973718	10.95	L	4
125	RM125		82-83	973385	32.95	L	7	973719	24.95	L	3
125	RM125		84-85	973386	26.95	L	8	973720	19.95	L	4
125	RM125		86	973387	29.95	L	11	973721	19.95	L	7
125	RM125		87-88	973388	47.95	L	11	973722	27.95	L	7
125	RM125		89	973389	38.95	L	10	973723	27.95	L	6
125	RM125		90	973390	28.95	L	12	973724	15.95	L	7
125	RM125		91	973391	41.95	L	12	973725	28.95	L	7

VESRAH ENGINE GASKET SETS CONTINUED

CC	MODELS	NAME	YEAR	COMPLETE SET	PCS	TOP SET	PCS
SUZUKI CONTINUED							
125	RM125		92-96	973392	55.95 L	12	973726 29.95 L 7
125	RM125		97	973393	69.95 L	12	973727 36.95 L 7
125	RM125		98-00	973394	73.95 L	11	973728 39.95 L 7
125	SP125		82-83	973380	22.95 L	13	972654 16.95 L 11
125	SP125		86-88	973380	22.95 L	13	972654 16.95 L 11
125	TS125	DUSTER	78-81	973383	12.95 L	8	973717 8.95 L 4
125	TS125R		89-92	973397	31.95 L	9	973730 20.95 L 5
185	TS185	SIERRA	71-75	973399	12.95 L	9	973732 3.95 L 3
200	DR200		86	973400	33.95 L	16	973733 23.95 L 13
200	DR200SE	JEBEL 200	96-13	973401	50.95 L	16	973734 34.95 L 12
200	SP200		86	973400	33.95 L	16	973733 23.95 L 13
250	DR250		82-83	973402	36.95 L	17	973735 29.95 L 15
250	DR250		85	973402	36.95 L	17	973735 29.95 L 15
250	DR250		90	973403	70.95 L	14	973736 63.95 L 11
250	DR250		91-93	973404	79.95 L	14	973737 71.95 L 11
250	DR250S		86	973402	36.95 L	17	973735 29.95 L 15
250	DR250S		90	973403	70.95 L	14	973736 63.95 L 11
250	DR250S		91-92	973404	79.95 L	14	973737 71.95 L 11
250	DR250SE		93-94	973405	75.95 L	14	973738 71.95 L 11
250	DR250SE		95	973406	89.95 L	14	973738 71.95 L 11
250	DR-Z250		01-07	973407	158.95 L	16	973739 128.95 L 8
250	RM250	CHAMPION	01-02	973420	83.95 L	14	973751 39.95 L 9
250	RM250	CHAMPION	03-09	973421	85.95 L	14	973752 41.95 L 8
250	RM250	CHAMPION	82-83	973408	19.95 L	7	973740 11.95 L 3
250	RM250	CHAMPION	84-85	973409	21.95 L	7	973741 12.95 L 3
250	RM250	CHAMPION	86	973410	31.95 L	8	973742 23.95 L 4
250	RM250	CHAMPION	88	973411	34.95 L	10	973743 27.95 L 6
250	RM250	CHAMPION	89	973412	39.95 L	11	973744 26.95 L 7
250	RM250	CHAMPION	90	973413	50.95 L	12	973744 26.95 L 7
250	RM250	CHAMPION	91	973414	54.95 L	13	973745 25.95 L 8
250	RM250	CHAMPION	92-93	973415	54.95 L	13	973746 26.95 L 8
250	RM250	CHAMPION	94-95	973416	62.95 L	13	973747 26.95 L 8
250	RM250	CHAMPION	96-97	973417	63.95 L	11	973748 28.95 L 7
250	RM250	CHAMPION	98	973418	70.95 L	12	973749 32.95 L 8
250	RM250	CHAMPION	99-00	973419	72.95 L	13	973750 34.95 L 9
250	RM250XC	CHAMPION	09	973421	85.95 L	14	973752 41.95 L 8
250	RMX250		90-92	973422	68.95 L	12	973753 35.95 L 7
250	RMX250		93-96	973423	69.95 L	12	973754 37.95 L 7
250	RMX250		97-00	973424	69.95 L	12	973754 37.95 L 7
250	RM-Z250		04-06	973425	150.95 L	17	973755 86.95 L 9
250	RM-Z250		07-09	973426	172.95 L	18	973756 93.95 L 9
250	SP250		82-83	973402	36.95 L	17	973735 29.95 L 15
250	TS250	SAVAGE	71-75	973427	13.95 L	9	973757 5.95 L 4
250	TS250	SAVAGE	76	973428	15.95 L	9	973758 8.95 L 4
350	DR350		90	973429	73.95 L	14	973759 66.95 L 11
350	DR350		92-93	973430	81.95 L	14	973760 73.95 L 11
350	DR350		94	973431	88.95 L	14	973761 74.95 L 11
350	DR350		95-00	973432	100.95 L	14	973761 74.95 L 11
350	DR350S		90	973429	73.95 L	14	973759 66.95 L 11
350	DR350S		91-93	973430	81.95 L	14	973760 73.95 L 11
350	DR350SE		94	973433	89.95 L	14	973761 74.95 L 11
350	DR350SE		95-98	973434	101.95 L	14	973761 74.95 L 11
400	DR400		80	972444	31.95 L	15	972665 25.95 L 13
400	DR400S		80-81	972444	31.95 L	15	972665 25.95 L 13
400	DR-Z400E		05-07	973436	199.95 L	24	973762 133.95 L 10
400	DR-Z400S		05-15	973436	199.95 L	24	973762 133.95 L 10
400	DR-Z400SM		05-15	973436	199.95 L	24	973762 133.95 L 10
400	DR-Z400SMZ		07	973436	199.95 L	24	973762 133.95 L 10
400	SP400		80	972444	31.95 L	15	972665 25.95 L 13
450	RM-X450		05-06	973437	204.95 L	18	973763 126.95 L 10
450	RM-X450		07	973438	203.95 L	18	973764 126.95 L 9
450	RM-X450		08-15	973439	190.95 L	22	973765 118.95 L 11
450	RM-X450Z		10-15	973439	190.95 L	22	973765 118.95 L 11
450	RM-Z450		05-06	973437	204.95 L	18	973763 126.95 L 10
450	RM-Z450		07	973438	203.95 L	18	973764 126.95 L 9
450	RM-Z450		08-16	973439	190.95 L	22	973765 118.95 L 11

accessories

body

handlebar
& gripscables &
levers

exhaust

engine

fuel &
intakeelectrical
& ignition

clutch

drive

bearings

brakes

steering &
suspension

tires

tools &
shop

VESRAH ENGINE GASKET SETS CONTINUED

CC	MODELS	NAME	YEAR	COMPLETE SET			PCS	TOP SET			PCS
SUZUKI CONTINUED											
500	DR500		81-83	973440	61.95	L	15	973766	52.95	L	12
500	RM500		83	973441	23.95	L	6	973767	12.95	L	3
500	RM500		84	973442	31.95	L	6	973768	17.95	L	3
500	SP500		81-83	973440	61.95	L	15	973766	52.95	L	12
600	DR600S		85-88	973443	88.95	L	19	973769	77.95	L	14
600	SP600		85	973443	88.95	L	19	973769	77.95	L	14
650	DR650R		90-91	973444	92.95	L	19	973770	77.95	L	13
650	DR650R		93	973444	92.95	L	19	973770	77.95	L	13
650	DR650RSE		91	973444	92.95	L	19	973770	77.95	L	13
650	DR650S		90-91	973444	92.95	L	19	973770	77.95	L	13
650	DR650S		93	973444	92.95	L	19	973770	77.95	L	13
650	DR650SE		01-15	973445	142.95	L	19	973771	102.95	L	11
650	DR650SE		94-95	973444	92.95	L	19	973770	77.95	L	13
YAMAHA											
50	DT50LC		88-90	973448	35.95	L	10	973773	28.95	L	3
50	PW50	Y-ZINGER MINI	90-15	973449	10.95	L	7	973774	5.95	L	3
50	TT-R50E		06-15	973450	77.95	L	17	973775	51.95	L	9
50	YZ50		80	973451	12.95	L	10	972712	5.95	L	3
60	YZ60	MINI	81-83	973452	11.95	L	6	973776	5.95	L	3
80	DT80		81-83	973453	6.95	L	7	973777	5.95	L	3
80	GT80	MINI	74-76	973453	6.95	L	7	973777	5.95	L	3
80	GTMX	MINI	74-79	973453	6.95	L	7	973777	5.95	L	3
80	MX80	MINI	80-82	973453	6.95	L	7	973777	5.95	L	3
80	PW80	Y-ZINGER MINI	95-02	973454	11.95	L	6	973778	5.95	L	3
80	YZ80	COMPETITION	83-84	973455	17.95	L	7	973779	11.95	L	3
80	YZ80	COMPETITION	85-86	973456	30.95	L	8	973780	23.95	L	3
80	YZ80	COMPETITION	87-92	973457	33.95	L	8	973781	23.95	L	3
80	YZ80	COMPETITION	93-01	973458	22.95	L	8	973782	15.95	L	4
85	YZ85		02-15	973459	27.95	L	10	973783	16.95	L	5
90	TT-R90		00-07	973460	64.95	L	19	973784	48.95	L	13
90	TT-R90E		03-07	973460	64.95	L	19	973784	48.95	L	13
100	DT100		74-77	973461	10.95	L	8	973785	5.95	L	3
100	DT100		80-83	973462	11.95	L	8	973786	6.95	L	3
100	MX100		74-75	973461	10.95	L	8	973785	5.95	L	3
100	YZ100		78-79	973463	13.95	L	7	973787	6.95	L	3
100	YZ100		80-81	973464	14.95	L	7	973788	8.95	L	3
100	YZ100		82-83	973465	13.95	L	7	973789	8.95	L	3
110	TT-R110E		08-15	973466	106.95	L	17	973790	54.95	L	11
125	DT125		74-76	973467	10.95	L	10	973791	6.95	L	5
125	DT125		78-79	973468	12.95	L	9	973792	5.95	L	3
125	DT125		80-81	973469	12.95	L	9	973793	5.95	L	3
125	DT125		82-84	973470	20.95	L	9	972713	12.95	L	3
125	IT125		80-82	973471	14.95	L	7	973794	8.95	L	3
125	MX125		74-75	973467	10.95	L	10	973791	6.95	L	5
125	TT-R125		00-04	973472	57.95	L	17	973795	48.95	L	10
125	TT-R125E		04-07	973472	57.95	L	17	973795	48.95	L	10
125	TT-R125E		08-09	973473	67.95	L	17	973796	48.95	L	11
125	TT-R125L		00-07	973472	57.95	L	17	973795	48.95	L	10
125	TT-R125L		08	973473	67.95	L	17	973796	48.95	L	11
125	TT-R125LE		04-07	973472	57.95	L	17	973795	48.95	L	10
125	TT-R125LE		08-15	973473	67.95	L	17	973796	48.95	L	11
125	XT125		82-83	973474	36.95	L	21	973797	31.95	L	16
125	YZ125	COMPETITION	05-16	973485	80.95	L	13	973808	40.95	L	7
125	YZ125	COMPETITION	74-75	973467	10.95	L	10	973791	6.95	L	5
125	YZ125	COMPETITION	77-78	973468	12.95	L	9	973792	5.95	L	3
125	YZ125	COMPETITION	81	973475	18.95	L	9	973798	11.95	L	4
125	YZ125	COMPETITION	82	973476	19.95	L	10	973799	13.95	L	6
125	YZ125	COMPETITION	83-85	973477	19.95	L	12	973800	14.95	L	7
125	YZ125	COMPETITION	86-88	973478	19.95	L	16	973801	12.95	L	10
125	YZ125	COMPETITION	89	973479	24.95	L	15	973802	15.95	L	9
125	YZ125	COMPETITION	91	973480	24.95	L	15	973803	15.95	L	10
125	YZ125	COMPETITION	92	973481	26.95	L	17	973804	17.95	L	12
125	YZ125	COMPETITION	94-97	973482	34.95	L	13	973805	18.95	L	8
125	YZ125	COMPETITION	98	973483	37.95	L	12	973806	18.95	L	7
125	YZ125	COMPETITION	99-04	973484	37.95	L	12	973807	19.95	L	7
175	DT175		74-76	973486	10.95	L	10	973809	6.95	L	5

VESRAH ENGINE GASKET SETS CONTINUED

CC	MODELS	NAME	YEAR	COMPLETE SET			PCS	TOP SET			PCS
YAMAHA CONTINUED											
175	DT175		78-81	973487	12.95	L	10	973810	6.95	L	4
175	IT175	RACER	77-79	973487	12.95	L	10	973810	6.95	L	4
175	MX175		74-75	973486	10.95	L	10	973809	6.95	L	5
175	MX175		79-81	973487	12.95	L	10	973810	6.95	L	4
200	BW200	BIG WHEEL	85	973488	49.95	L	20	973811	42.95	L	16
200	TW200	TRAILWAY	88-96	973489	48.95	L	21	973812	41.95	L	15
200	TW200	TRAILWAY	97-15	973490	54.95	L	21	973813	40.95	L	15
200	TW200E	TRAILWAY	98	973490	54.95	L	21	973813	40.95	L	15
200	XT200		82-83	973488	49.95	L	20	973811	42.95	L	16
225	TT225		86-87	973491	56.95	L	20	973814	49.95	L	15
225	TT-R225		99-01	973492	53.95	L	20	973815	40.95	L	14
225	XT225	SEROW	92	973491	56.95	L	20	973814	49.95	L	15
225	XT225	SEROW	94-96	973491	56.95	L	20	973814	49.95	L	15
225	XT225	SEROW	97-07	973492	53.95	L	20	973815	40.95	L	14
230	TT-R230		05-15	973492	53.95	L	20	973815	40.95	L	14
250	DT250		77-79	973493	20.95	L	9	973816	11.95	L	3
250	IT250		79-80	973494	16.95	L	6	973817	10.95	L	3
250	IT250		81-83	973495	16.95	L	6	973817	10.95	L	3
250	TT250		80-82	973496	60.95	L	20	972716	49.95	L	17
250	TT-R250		99-06	973497	112.95	L	22	973818	70.95	L	10
250	TY250		76-77	973498	19.95	L	9	973816	11.95	L	3
250	WR250F		01-15	973499	140.95	L	29	973819	83.95	L	10
250	WR250R		08-15	973500	167.95	L	25	973820	104.95	L	9
250	WR250X		08-15	973500	167.95	L	25	973820	104.95	L	9
250	WR250Z		91-95	973501	25.95	L	15	973821	14.95	L	9
250	WR250Z		96-98	973502	41.95	L	15	973822	20.95	L	10
250	XT250	SEROW 250	09-12	973504	129.95	L	24	973824	96.95	L	14
250	XT250	SEROW 250	13-15	973505	138.95	L	23	973825	90.95	L	12
250	XT250		80-83	973496	60.95	L	20	972716	49.95	L	17
250	XT250		84	973503	76.95	L	17	973823	69.95	L	14
250	YZ250	COMPETITION	82	973506	19.95	L	13	973826	13.95	L	8
250	YZ250	COMPETITION	83-85	973507	38.95	L	12	973827	31.95	L	7
250	YZ250	COMPETITION	86	973508	20.95	L	13	973828	13.95	L	8
250	YZ250	COMPETITION	87	973509	21.95	L	14	973829	14.95	L	9
250	YZ250	COMPETITION	88-89	973510	26.95	L	16	973830	16.95	L	10
250	YZ250	COMPETITION	90-94	973501	25.95	L	15	973821	14.95	L	9
250	YZ250	COMPETITION	95	973511	46.95	L	14	973831	22.95	L	9
250	YZ250	COMPETITION	96	973512	43.95	L	14	973831	22.95	L	9
250	YZ250	COMPETITION	97	973513	43.95	L	14	973832	22.95	L	9
250	YZ250	COMPETITION	98	973514	48.95	L	14	973833	25.95	L	9
250	YZ250	COMPETITION	99-16	973515	130.95	L	18	973834	76.95	L	11
250	YZ250F	COMPETITION	01-14	973499	140.95	L	29	973819	83.95	L	10
250	YZ250WR	COMPETITION	90	973501	25.95	L	15	973821	14.95	L	9
350	TT350		86-87	973516	79.95	L	16	973835	73.95	L	13
350	XT350		85-91	973516	79.95	L	16	973835	73.95	L	13
350	XT350		92-00	973517	110.95	L	16	973836	93.95	L	13
400	YZ400F		98-99	973518	165.95	L	29	973837	94.95	L	10
426	YZ426F		00-02	973518	165.95	L	29	973837	94.95	L	10
450	WR450F		05-07	973519	168.95	L	30	973838	93.95	L	10
450	WR450F		08-15	973520	177.95	L	24	973839	98.95	L	10
450	YZ450F		03-05	973521	175.95	L	30	973838	93.95	L	10
450	YZ450F		06-09	973520	177.95	L	24	973839	98.95	L	10
490	IT490		83	973522	21.95	L	6	973840	15.95	L	3
490	YZ490		82-83	973522	21.95	L	6	973840	15.95	L	3
490	YZ490		84-90	973523	38.95	L	8	973841	27.95	L	5
500	TT500		76-81	973524	47.95	L	26	973842	36.95	L	13
500	WR500Z		92	973523	38.95	L	8	973841	27.95	L	5
500	XT500		76-82	973524	47.95	L	26	973842	36.95	L	13
550	XT550		82-83	973525	63.95	L	26	973843	53.95	L	19
600	TT600		83-85	972515	56.95	L	26	972732	46.95	L	20
600	XT600		84	972515	56.95	L	26	972732	46.95	L	20
600	XT600		87	972515	56.95	L	26	972732	46.95	L	20
600	XT600		88	973527	93.95	L	28	973844	77.95	L	20
600	XT600E		90-92	973528	126.95	L	29	973845	110.95	L	20
600	XT600E		94-95	973529	146.95	L	27	973846	120.95	L	20
660	XTZ660		91	973530	142.95	L	25	973847	121.95	L	17

accessories

body

handlebar
& gripscables &
levers

exhaust

engine

fuel &
intakeelectrical
& ignition

clutch

drive

bearings

brakes

steering &
suspension

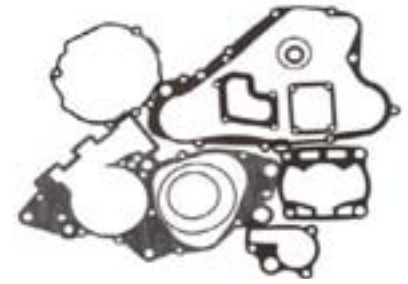
tires

tools &
shop

ENGINE

COMETIC★ ENGINE GASKETS

- The highest quality gaskets available
- Cometic gaskets are constructed from spring steel or graphite
- Spring steel gaskets are made from a stainless steel shim design coated with a .0001" thickness of silicone on both sides
- Graphite material is impervious to fuels, coolants and oils
- Engine case rebuild gasket kits include all gaskets needed for a lower end rebuild (base gasket not included)



- accessories
- body
- handlebar & grips
- cables & levers
- exhaust
- engine
- fuel & intake
- electrical & ignition
- clutch
- drive
- bearings
- brakes
- steering & suspension
- tires
- tools & shop

HONDA						
			EST TOP END			
CRF50	04-11	39 mm	C7974-EST	910972	57.15	L
XR50	88-03	41 mm	C7975-EST	910973	57.15	L
Z50R	82-87					
			EST TOP END			
XR70R	97-03	50 mm	C7300-EST	910946	62.41	L
CRF70	04-11					
			TOP END KIT			
CR80	80-82	51.5 mm	C7334	911674	21.99	L
TC80	70-78					
			TOP END KIT			
CR80	83-83	51.5 mm	C7000	911675	21.99	L
			CRANK SEAL KIT			
			C7653	911897	16.58	L
			TOP END KIT			
CR80	84-84	51.5 mm	C7001	911676	21.99	L
			CRANK SEAL KIT			
			C7653	911897	16.58	L
			TOP END KIT			
CR80	85-85	49 mm	C7002	911779	19.14	L
			CRANK SEAL KIT			
			C7653	911897	16.58	L
			TOP END KIT			
CR80	86-91	48 mm	C7003	911522	26.80	L
			CRANK SEAL KIT			
			C7653	911897	16.58	L
			TOP END KIT			
CR80	92-02	48 mm	C7126	911523	26.80	L
CR80 Expert	96-02	49 mm	C7305	911524	26.80	L
CR85	03-07	51 mm	C7932	911526	26.80	L
		52 mm	C7315	911525	26.80	L
			BOTTOM END KIT			
			C3311	911263	35.35	L
			TOP END KIT			
XL80	80-85	50 mm	C7230	911680	21.76	L
XR80	79-84					
XR80R	85-91					
XR80Z A/B	79-81					
			EST TOP END			
CRF80F	04-07	50 mm	C7231-EST	910991	54.80	L
XR80R	92-03					
			TOP END KIT			
XL100	79-85	55 mm	C7988	911527	26.80	L
			TOP END KIT			
XR100 MLS Head	81-91	58 mm	C7985	911529	26.80	L
			EST TOP END			
CRF100 MLS Head	04-09	55 mm	C7989-EST	910937	65.53	L
XR100 MLS Head	92-03	58 mm	C7986-EST	910936	65.53	L
			TOP END KIT			
CR125	73-78	58 mm	C7465	911419	30.84	L
MT125						

HONDA CONTINUED						
			TOP END KIT			
CR125	79-80	57.7 mm	C7466	911521	26.80	L
			BOTTOM END KIT			
			C3311	911263	35.35	L
			TOP END KIT			
CR125	81	56 mm	C3168	911223	35.72	L
			TOP END KIT			
CR125	82	56 mm	C3430	-----		
			TOP END KIT			
CR125	83-83	57 mm	C7118	911679	21.76	L
			TOP END KIT			
CR125	84-85	57 mm	C7005	911315	31.91	L
			TOP END KIT			
CR125	86-86	56 mm	C7006	911314	31.91	L
			TOP END KIT			
CR125	87-87	56 mm	C7007	911220	35.72	L
			CRANK SEAL KIT			
			C7654	911484	17.04	L
			TOP END KIT			
CR125	88-88	56 mm	C7008	911221	35.72	L
			CRANK SEAL KIT			
			C7654	911484	17.04	L
			TOP END KIT			
CR125	89-89	56 mm	C7009	911222	34.35	L
			CRANK SEAL KIT			
			C7654	911484	17.04	L
			TOP END KIT			
CR125	90-91	55 mm	C7010	911224	35.72	L
			BOTTOM END KIT			
			C3313	911006	49.87	L
			CRANK SEAL KIT			
			C7654	911484	17.04	L
			TOP END KIT			
CR125	92-97	55 mm	C7115	911225	35.72	L
		56 mm	C7306	911227	35.72	L
		58 mm	C7299	911226	35.72	L
			BOTTOM END KIT			
			C3313	911006	49.87	L
			CRANK SEAL KIT			
			C7654	911484	17.04	L
			TOP END KIT			
CR125	98-99	55 mm	C7394	911228	35.72	L
		56 mm	C7406	911229	35.72	L
		58 mm	C7407	911230	35.72	L
			BOTTOM END KIT			
			C3313	911006	49.87	L
			CRANK SEAL KIT			
			C7654	911484	17.04	L

COMETIC★ ENGINE GASKETS CONTINUED

HONDA CONTINUED						
			TOP END KIT			
CR125	00-00	54 mm	C7678	911146	38.33	L
		56 mm	C7694	911081	42.13	L
		58 mm	C7695	911082	42.13	L
			BOTTOM END KIT			
			C3313	911006	49.87	L
			CRANK SEAL KIT			
			C7654	911484	17.04	L
			TOP END KIT			
CR125	01-02	54 mm	C7757	911147	38.33	L
			BOTTOM END KIT			
			C3317	911007	49.87	L
			CRANK SEAL KIT			
			C7654	911484	17.04	L
			TOP END KIT			
CR125	03-04	54 mm	C7181	911074	42.19	L
		56 mm	C7184	911075	42.19	L
		57 mm	C3220	911073	42.19	L
			BOTTOM END KIT			
			C3317	911007	49.87	L
			CRANK SEAL KIT			
			C7654	911484	17.04	L
			TOP END KIT			
CR125	05-07	54 mm	C3085	911076	42.19	L
		56 mm	C3088	911077	42.19	L
		57 mm	C3221	911078	42.19	L
			BOTTOM END KIT			
			C3319	910891	72.75	L
			CRANK SEAL KIT			
			C7654	911484	17.04	L
			EST TOP END KIT			
CRF150F	03-09	64.5 mm	C3131-EST	910907	71.49	L
		67 mm	C3161-EST	910908	71.49	L
			EST TOP END KIT			
CRF150R,RB	07-09	66 mm	C3187-EST	911002	51.95	L
		68 mm	C3171-EST	911001	51.95	L
			BOTTOM END KIT			
			C3326	911017	48.72	L
			TOP END KIT			
XL200R	83-84	67 mm	C7234	911528	26.80	L
XR200R	80-83					
			TOP END KIT			
XR200	84-85	69 mm	C7235	911530	26.80	L
			TOP END KIT			
XR200R	86-91	67 mm	C7236	911531	26.80	L
			TOP END KIT			
XR200R	92-03	67 mm	C7237	911532	26.80	L
			EST TOP END KIT			
CRF230F	03-06	66 mm	C3132-EST	910909	71.49	L
			TOP END KIT			
CR250	73-74	71 mm	C7811	911551	25.55	L
			BOTTOM END KIT			
			C3321	911431	30.11	L
			TOP END KIT			
CR250	78-80	71 mm	C7278	911273	34.47	L
			BOTTOM END KIT			
			C3322	911361	31.15	L

HONDA CONTINUED						
			TOP END KIT			
CR250	81-82	68 mm	C7011	911552	25.55	L
			BOTTOM END KIT			
			C3323	911005	50.99	L
			TOP END KIT			
CR250	83-83	68 mm	C7108	911553	25.55	L
			CRANK SEAL KIT			
			C7697	911317	18.15	L
			TOP END KIT			
CR250	84-84	68 mm	C7012	911554	25.55	L
			TOP END KIT			
CR250	85-85	68 mm	C7013	911231	35.72	L
			CRANK SEAL KIT			
			C7697	911317	18.15	L
			TOP END KIT			
CR250	86-89	68 mm	C7015	911148	38.33	L
			CRANK SEAL KIT			
			C7697	911317	18.15	L
			TOP END KIT			
CR250	90-91	68 mm	C7016	911149	36.90	L
			CRANK SEAL KIT			
			C7697	911317	18.15	L
			TOP END KIT			
CR250	92-01	68.5 mm	C7116	911150	38.33	L
			BOTTOM END KIT			
			C3324	910995	53.49	L
			CRANK SEAL KIT			
			C7655	911316	16.99	L
			TOP END KIT			
CR250	02-04	66.5 mm	C7191	911046	44.29	L
		68.5 mm	C7197	911047	44.29	L
			BOTTOM END KIT			
			C3325	911016	48.87	L
			CRANK SEAL KIT			
			C7655	911316	16.99	L
			TOP END KIT			
CR250	05-07	66.5 mm	C3089	911048	44.29	L
		68.5 mm	C3092	911049	44.29	L
			BOTTOM END KIT			
			C3325	911016	48.87	L
			CRANK SEAL KIT			
			C7655	911316	16.99	L
			EST TOP END KIT			
CRF250R,X	04-09	78 mm	C3133-EST	910917	69.63	L
		79 mm	C7185-EST	910918	69.63	L
		81 mm	C7189-EST	910919	69.63	L
			BOTTOM END KIT			
			C3329	910966	59.23	L
			EST TOP END KIT			
CRF250R	10-11	78mm	C3288-EST	910984	55.38	L
		80mm	C3289-EST	910985	55.38	L
		82mm	C3290-EST	910986	55.38	L
			BOTTOM END KIT			
			C3415	910965	56.95	L
			TOP END KIT			
XL250	86-05	74 mm	C7145	911435	29.35	L
XR250R	86-05	78 mm	C7146	911436	29.35	L

- accessories
- body
- handlebar & grips
- cables & levers
- exhaust
- engine
- fuel & intake
- electrical & ignition
- clutch
- drive
- bearings
- brakes
- steering & suspension
- tires
- tools & shop

COMETIC★ ENGINE GASKETS CONTINUED

- accessories
- body
- handlebar & grips
- cables & levers
- exhaust
- engine
- fuel & intake
- electrical & ignition
- clutch
- drive
- bearings
- brakes
- steering & suspension
- tires
- tools & shop

HONDA CONTINUED							
			TOP END KIT				
XL250	91-96	74 mm	C7821	911233	35.72	L	
XR250R	86-95	77 mm	C7893	911235	35.72	L	
XR250R	96-04	78 mm	C7822	911234	35.72	L	
			BOTTOM END KIT				
			C3330	911500	27.44	L	
			EST TOP END KIT				
XR400R	96-05	86 mm	C7825-EST	910849	80.99	L	
		89 mm	C7826-EST	910850	80.99	L	
			BOTTOM END KIT				
			C3327	911025	47.10	L	
			EST TOP END KIT				
CRF450R	02-08	96 mm	C3047-EST	910892	72.75	L	
		99 mm	C3049-EST	910893	72.75	L	
			BOTTOM END KIT				
			C3328				
			EST TOP END KIT				
CRF450R	09-11	96mm	C3270-EST	910816	89.38	L	
		98mm	C3275-EST	910817	89.38	L	
		100mm	C3276-EST	910818	89.38	L	
			BOTTOM END KIT				
			C3315	910841	79.45	L	
			EST TOP END KIT				
CRF450X	05-07	96 mm	C3134-EST	910819	89.38	L	
			TOP END KIT				
CR480	82-83	91 mm	C7017	911019	48.44	L	
			TOP END KIT				
XL500	79-82	91 mm	C7147	911437	29.35	L	
XR500	79-82	95 mm	C7148	911321	31.91	L	
			TOP END KIT				
XR500	83-84	93 mm	C7238	911323	31.91	L	
			TOP END KIT				
CR500	84-84	91 mm	C7018	911020	48.44	L	
			TOP END KIT				
CR500	85-88	91 mm	C7019	911083	42.13	L	
			TOP END KIT				
CR500	89-01	91 mm	C7020	911084	42.13	L	
			TOP END KIT				
XL600	83-87	103 mm	C7149	911322	31.91	L	
			TOP END KIT				
XR600	88-00	98 mm	C7827	911151	38.33	L	
		100 mm	C7896	911154	38.33	L	
		101 mm	C7828	911152	38.33	L	
		102 mm	C7957	911155	38.33	L	
		103 mm	C7829	911153	38.33	L	
			BOTTOM END KIT				
			C3341	911023	47.79	L	
			TOP END KIT				
XR650L	93-06	103 mm	C3216	911324	31.91	L	
			TOP END KIT				
XR650R	00-07	101 mm	C7681	911156	38.33	L	
		103 mm	C7753	911157	38.33	L	

KAWASAKI							
			TOP END KIT				
KDX50	03-05	43 mm	C7014	911780	19.14	L	
			TOP END KIT				
KX60	94-98	45 mm	C7154	911616	22.99	L	
		48 mm	C7605	911617	22.99	L	
		53 mm	C7606	911618	22.99	L	
			BOTTOM END KIT W/CRANK SEALS				
			C3343	911306	32.19	L	
			CRANK SEAL KIT				
			C7656	911485	16.99	L	
			TOP END KIT				
KX60	99-03	45 mm	C7501	911619	22.99	L	
			BOTTOM END KIT W/CRANK SEALS				
			C3343	911306	32.19	L	
			CRANK SEAL KIT				
			C7656	911485	16.99	L	
			TOP END KIT				
KX65	00-08	45 mm	C7736	911621	22.99	L	
		47 mm	C7682	911620	22.99	L	
		48 mm	C7737	911622	22.99	L	
			BOTTOM END KIT W/CRANK SEALS				
			C3344	911267	34.92	L	
			CRANK SEAL KIT				
			C7656	911485	16.99	L	
			TOP END KIT				
KX80 EZ	83-84	50 mm	C7027	911626	22.99	L	
			TOP END KIT				
KX80 E3	85-85	50 mm	C7028	911625	22.99	L	
			CRANK SEAL KIT				
			C7656	911485	16.99	L	
			TOP END KIT				
KX80 G1, G2	86-87	50 mm	C7029	911627	22.99	L	
		53 mm	C7318	911628	22.99	L	
			CRANK SEAL KIT				
			C7656	911485	16.99	L	
			TOP END KIT				
KX80 L1, L2, L3	88-90	50 mm	C7030	911629	22.99	L	
		53 mm	C7319	911630	22.99	L	
			CRANK SEAL KIT				
			C7656	911485	16.99	L	
			TOP END KIT				
KX80	91-97	49 mm	C7031	911631	22.99	L	
		50 mm	C7307	911623	22.99	L	
			BOTTOM END KIT W/CRANK SEALS				
			C3345	911360	31.99	L	
			CRANK SEAL KIT				
			C7656	911485	16.99	L	
			TOP END KIT				
KX80	98-00	49 mm	C7391	911624	22.99	L	
			BOTTOM END KIT W/CRANK SEALS				
			C3345	911360	31.99	L	
			CRANK SEAL KIT				
			C7656	911485	16.99	L	
			TOP END KIT				
KX85	01-01	50.5 mm	C7760	911632	22.99	L	
			BOTTOM END KIT				
			C3346	911298	32.99	L	
			CRANK SEAL KIT				
			C7656	911485	16.99	L	

COMETIC★ ENGINE GASKETS CONTINUED

KAWASAKI CONTINUED						
			TOP END KIT			
KX85	02-10	50.5 mm	C7859	911558	25.55	L
			BOTTOM END KIT			
			C3346	911298	32.99	L
			CRANK SEAL KIT			
			C7656	911485	16.99	L
			TOP END KIT			
KX100	95-97	53 mm	C7268	911424	30.66	L
		54.5 mm	C7347	911236	35.72	L
			BOTTOM END KIT			
			C3347	911313	31.99	L
			CRANK SEAL KIT			
			C7656	911485	16.99	L
			TOP END KIT			
KX100	98-08	53 mm	C7392	911425	30.66	L
		54.5 mm	C7413	911237	35.72	L
			BOTTOM END KIT			
			C3347	911313	31.99	L
			CRANK SEAL KIT			
			C7656	911485	16.99	L
			TOP END KIT			
KLX110	03-08	55 mm	C7939-EST	911092	41.68	L
		57 mm	C7949-EST	911093	41.68	L
			TOP END KIT			
KLX125	03-05	59 mm	C7835	911459	29.11	L
		61 mm	C3109	911458	29.11	L
			TOP END KIT			
KX125	78-79	57 mm	C7130	911644	22.83	L
			TOP END KIT			
KX125	80-81	57 mm	C7131	911727	20.44	L
			TOP END KIT			
KX125	82-83	58 mm	C7109	911729	20.44	L
			TOP END KIT			
KX125	84-84	58 mm	C7110	911730	20.44	L
			TOP END KIT			
KX125 D1, E1, E2	85-86	58 mm	C7032	911301	32.82	L
			CRANK SEAL KIT			
			C7698	911208	25.65	L
			TOP END KIT			
KX125	87-87	58 mm	C7119	911238	35.72	L
			TOP END KIT			
KX125 F1	88-88	58 mm	C7033	911245	35.72	L
			CRANK SEAL KIT			
			C7657	911885	16.99	L
			TOP END KIT			
KX125 G1	89-89	58 mm	C7034	911246	35.72	L
			CRANK SEAL KIT			
			C7657	911885	16.99	L
			TOP END KIT			
KX125 H, H1	90-91	58 mm	C7035	911248	35.72	L
			CRANK SEAL KIT			
			C7657	911885	16.99	L
			TOP END KIT			
KX125	92-92	56 mm	C7117	911244	35.72	L
			CRANK SEAL KIT			
			C7657	911885	16.99	L

KAWASAKI CONTINUED						
			TOP END KIT			
KX125	93-94	56 mm	C7133	911239	35.72	L
			BOTTOM END KIT W/OIL SEALS			
			C3349	911052	43.97	L
			CRANK SEAL KIT			
			C7657	911885	16.99	L
			TOP END KIT			
KX125	95-97	56 mm	C7241	911240	35.72	L
		58 mm	C7297	911241	35.72	L
			BOTTOM END KIT W/OIL SEALS			
			C3349	911052	43.97	L
			CRANK SEAL KIT			
			C7657	911885	16.99	L
			TOP END KIT			
KX125	98-00	56 mm	C7393	911242	35.72	L
		58 mm	C7414	911243	35.72	L
			BOTTOM END KIT W/OIL SEALS			
			C3349	911052	43.97	L
			CRANK SEAL KIT			
			C7657	911885	16.99	L
			TOP END KIT			
KX125	01-02	56 mm	C7762	911159	38.33	L
		58 mm	C7763	911160	38.33	L
			BOTTOM END KIT W/OIL SEALS			
			C3349	911052	43.97	L
			CRANK SEAL KIT			
			C7657	911885	16.99	L
			TOP END KIT			
KX125	03-03	O-Ring	C7921	911161	38.33	L
			BOTTOM END KIT W/OIL SEALS			
			C3350	910963	60.72	L
			CRANK SEAL KIT			
			C7657	911885	16.99	L
			TOP END KIT			
KX125	04-07	O-Ring	C7203	911162	38.33	L
			BOTTOM END KIT W/OIL SEALS			
			C3350	910963	60.72	L
			CRANK SEAL KIT			
			C7657	911885	16.99	L
			TOP END KIT			
KDX200	86-88	68 mm	C7042	911433	29.47	L
			TOP END KIT			
KDX200	89-94	68 mm	C7043	911085	42.13	L
		74 mm	C7321	911086	42.13	L
			TOP END KIT			
KDX200	95-06	68 mm	C7242	911087	42.13	L
		73 mm	C7320	911088	42.13	L
			TOP END KIT			
KDX220R	97-05	70 mm	C7298	911089	42.13	L
			TOP END KIT			
KDX250	91-94	69 mm	C7134	911280	34.27	L
			TOP END KIT			
KL, KLR250	85-05	77 mm	C7244	911270	34.60	L
			TOP END KIT			
KLX250R	94-00	73 mm	C7214	911430	30.14	L
			TOP END KIT			
KX250	83-84	72 mm	C7111	911613	23.46	L
			CRANK SEAL KIT			
			C7658	911497	27.80	L

- accessories
- body
- handlebar & grips
- cables & levers
- exhaust
- engine
- fuel & intake
- electrical & ignition
- clutch
- drive
- bearings
- brakes
- steering & suspension
- tires
- tools & shop

COMETIC★ ENGINE GASKETS CONTINUED

- accessories
- body
- handlebar & grips
- cables & levers
- exhaust
- engine
- fuel & intake
- electrical & ignition
- clutch
- drive
- bearings
- brakes
- steering & suspension
- tires
- tools & shop

KAWASAKI CONTINUED							
			TOP END KIT				
KX250 D1	85-85	72 mm	C7037	911283	33.45	L	
			CRANK SEAL KIT				
			C7658	911497	27.80	L	
			TOP END KIT				
KX250 D2	86-86	72 mm	C7038	911462	28.99	L	
			CRANK SEAL KIT				
			C7658	911497	27.80	L	
			TOP END KIT				
KX250 E1	87-87	69.5 mm	C7039	911304	32.43	L	
			CRANK SEAL KIT				
			C7658	911497	27.80	L	
			TOP END KIT				
KX250 F1, G1, H1	88-90	69 mm	C7040	911036	44.69	L	
			CRANK SEAL KIT				
			C7658	911497	27.80	L	
			TOP END KIT				
KX250 H2	91-91	69mm	C7041	-----			
			CRANK SEAL KIT				
			C7658	911497	27.80	L	
			TOP END KIT				
KX250	92-92	69 mm	C7100	-----			
			CRANK SEAL KIT				
			C7658	911497	27.80	L	
			TOP END KIT				
KX250	88-92	68.5 mm	C7135	911034	44.69	L	
			CRANK SEAL KIT				
			C7658	911497	27.80	L	
			TOP END KIT				
KX250	93-93	68.5 mm	C7135	911034	44.69	L	
			BOTTOM END KIT				
			C3351	910979	56.99	L	
			CRANK SEAL KIT				
			C7658	911497	27.80	L	
			TOP END KIT				
KX250	94-96	68.5 mm	C7155	911035	44.69	L	
			BOTTOM END KIT				
			C3351	910979	56.99	L	
			CRANK SEAL KIT				
			C7658	911497	27.80	L	
			TOP END KIT				
KX250 .010" SS Head	94-00	74 mm	C7304	911037	44.69	L	
			CRANK SEAL KIT				
			C7658	911497	27.80	L	
			TOP END KIT				
KX250 .043" Fiber Head	94-00	74 mm	C7325	911038	44.69	L	
			CRANK SEAL KIT				
			C7658	911497	27.80	L	

KAWASAKI CONTINUED							
			TOP END KIT				
KX250	01-01	68.5 mm	C7764	911032	44.69	L	
		74 mm	C7765	911033	44.69	L	
			BOTTOM END KIT				
			C3352	910942	63.47	L	
			CRANK SEAL KIT				
			C7773	911163	27.80	L	
			TOP END KIT				
KX250	02-03	68.5 mm	C7861	911018	48.50	L	
			BOTTOM END KIT				
			C3352	910942	63.47	L	
			CRANK SEAL KIT				
			C7773	911163	27.80	L	
			TOP END KIT				
KX250	04-04	68.5 mm	C7269	910996	53.37	L	
		70.5 mm	C7284	910997	53.37	L	
			BOTTOM END KIT				
			C3352	910942	63.47	L	
			CRANK SEAL KIT				
			C7773	911163	27.80	L	
			TOP END KIT				
KX250	05-07	66.6 mm	C3096	911574	24.91	L	
			CRANK SEAL KIT				
			C7773	911163	27.80	L	
			TOP END KIT				
KX250F	04-08	77 mm	C3174-EST	910875	74.99	L	
		78 mm	C3054-EST	910871	74.99	L	
		80 mm	C3056-EST	910872	74.99	L	
		81mm	C7221-EST	910876	74.99	L	
		83 mm	C3135-EST	910874	74.99	L	
		84 mm	C3118-EST	910873	74.99	L	
			BOTTOM END KIT				
			C3354	911050	44.20	L	
			TOP END KIT				
KX250F	09-12	78mm	C3267-EST	910877	74.99	L	
		79mm	C3274-EST	910879	74.99	L	
		80mm	C3271-EST	910878	74.99	L	
			C3418	911302	32.74	L	
			TOP END KIT				
KLX300R	97-05	78 mm	C7302	911494	27.89	L	
		80 mm	C7420	911495	27.89	L	
			TOP END KIT				
KLX 400	03-04	92 mm	C7688-EST	910862	77.46	L	
		94 mm	C7806-EST	910863	77.46	L	
		95mm	C7963-EST	910864	77.46	L	
		97 mm	C7980-EST	910861	64.23	L	
			TOP END KIT				
KX450F	06-08	96 mm	C3136-EST	910923	69.14	L	
		98 mm	C3146-EST	910924	69.14	L	
			BOTTOM END KIT				
			C3355	-----			
			TOP END KIT				
KX450F	09-12	96mm	C3268-EST	910925	69.14	L	
		98mm	C3285-EST	-----			
			BOTTOM END KIT				
			C3405	911004	51.31	L	

COMETIC★ ENGINE GASKETS CONTINUED

KAWASAKI CONTINUED						
			TOP END KIT			
KX500 B2, C1	86-88	88 mm	C7045	911279	34.35	L
			BOTTOM END KIT			
			C3356	911136	39.94	L
			CRANK SEAL KIT			
			C7659	911325	19.22	L
			TOP END KIT			
KX500 E1, E2	89-90	88 mm	C7046	911195	37.84	L
			BOTTOM END KIT			
			C3356	911136	39.94	L
			CRANK SEAL KIT			
			C7659	911325	19.22	L
			TOP END KIT			
KX500 E3,	91-04	88 mm	C7047	911127	40.85	L
			BOTTOM END KIT			
			C3356	911136	39.94	L
			CRANK SEAL KIT			
			C7659	911325	19.22	L
			TOP END KIT			
KLX650, KLX650R	93-97	100 mm	C7246	911158	38.33	L
KTM						
			TOP END KIT			
50 Mini, Junior & Senior Adventure	94-01	41 mm	C7282	911331	31.91	L
			BOTTOM END KIT			
			C3381	912396	8.16	L
			TOP END KIT			
50 Mini Adventure	02-05	41 mm	C7292	911330	31.91	L
			BOTTOM END KIT			
			C3382	911815	17.99	L
			TOP END KIT			
50 SXR Pro Jr/Sr	97-01	43 mm	C7415	911332	31.91	L
			TOP END KIT			
50 LC Pro Jr/Sr	01-01	O-Ring	C7863	911172	38.33	L
			BOTTOM END KIT			
			C3383	911645	22.82	L
			TOP END KIT			
50 SX Pro Senior LC	02-05	O-Ring	C7295	911173	38.33	L
			BOTTOM END KIT			
			C3383	911645	22.82	L
			TOP END KIT			
65 SX	98-01	O-Ring	C7416	911249	35.72	L
			BOTTOM END KIT			
			C3384	911214	36.35	L
			TOP END KIT			
65 SX	02-08	O-Ring	C7333	911174	38.33	L
			BOTTOM END KIT			
			C3385	911015	49.61	L
			TOP END KIT			
SX65	09-10	O-Ring	C3416			
			TOP END KIT			
85 SX	04-05	O-Ring	C7384	911175	38.33	L
			BOTTOM END KIT			
			C3386	911140	38.43	L
			TOP END KIT			
125 SX, EXC	93-96	O-Ring	C7097	911326	31.91	L
			CRANK SEAL KIT			
			C7660	911327	28.81	L

KTM CONTINUED						
			TOP END KIT			
125 SX, EXC	98-01	O-Ring	C7456	911329	31.91	L
			BOTTOM END KIT			
			C3387	910854	78.28	L
			CRANK SEAL KIT			
			C7661	911328	28.81	L
			TOP END KIT			
125 SX, EXC	97-03	O-Ring	C7386	911164	38.33	L
125 SX	02-06					
			BOTTOM END KIT			
			C3388	910806	92.90	L
			CRANK SEAL KIT			
			C7661	911328	28.81	L
			TOP END KIT			
125 SX	07-08	O-Ring	C3211	911090	42.13	L
			TOP END KIT			
200 SX, MXC, EXC	98-02	O-Ring	C7738	911166	38.33	L
			BOTTOM END KIT*			
			C3389	910853	78.99	L
			CRANK SEAL KIT			
			C7661	911328	28.81	L
			TOP END KIT			
200 SX, EXC, MXC	03-05	O-Ring	C7942	911165	38.33	L
			BOTTOM END KIT			
			C3389	910853	78.99	L
			CRANK SEAL KIT			
			C7661	911328	28.81	L
			TOP END KIT			
250 SX, EXC	90-99	O-Ring	C7098	911167	38.33	L
			BOTTOM END KIT			
			C3390	910852	80.26	L
			CRANK SEAL KIT			
			C7662	911274	28.81	L
			TOP END KIT			
250 SX	00-02	O-Ring	C7690	911091	42.13	L
250 EXC	00-03					
			BOTTOM END KIT			
			C3391	910870	75.99	L
			CRANK SEAL KIT			
			C7662	911274	28.81	L
			TOP END KIT			
250 SX	03-06	O-Ring	C7943	911031	45.99	L
			BOTTOM END KIT			
			C3392	910828	88.35	L
			CRANK SEAL KIT			
			C7662	911274	28.81	L
			TOP END KIT			
250 SX	07-10	O-Ring	C3222	911168	38.33	L
			TOP END KIT			
250 EXC	04-05	O-Ring	C7417	911028	46.33	L
			BOTTOM END KIT			
			C3393	910807	92.71	L
			TOP END KIT			
250 EXC, RFS	02-05	76 mm	C7169	910967	58.76	L
		78 mm	C7409	910968	58.76	L

- accessories
- body
- handlebar & grips
- cables & levers
- exhaust
- engine**
- fuel & intake
- electrical & ignition
- clutch
- drive
- bearings
- brakes
- steering & suspension
- tires
- tools & shop

COMETIC★ ENGINE GASKETS CONTINUED

- accessories
- body
- handlebar & grips
- cables & levers
- exhaust
- engine
- fuel & intake
- electrical & ignition
- clutch
- drive
- bearings
- brakes
- steering & suspension
- tires
- tools & shop

KTM CONTINUED						
			TOP END KIT			
250 SX-F, EXC-F, XC-F	05-10	77 mm	C3164-EST	910961	60.84	L
		79 mm	C3184-EST	910962	60.84	L
			TOP END KIT			
300 SX, EXC	90-99	O-Ring	C7099	911169	38.33	L
			BOTTOM END KIT			
			C3390	910852	80.26	L
			CRANK SEAL KIT			
			C7662	911274	28.81	L
			TOP END KIT			
300 SX, EXC, MXC	00-04	O-Ring	C7816	911170	38.33	L
			BOTTOM END KIT			
			C3391	910870	75.99	L
			CRANK SEAL KIT			
			C7662	911274	28.81	L
			TOP END KIT			
300 EXC, MXC, XC, XC-W	05-07	O-Ring	C7423	911029	46.33	L
			BOTTOM END KIT			
			C3392	910828	88.35	L
			CRANK SEAL KIT			
			C7662	911274	28.81	L
			TOP END KIT			
300 XC, XC-W	08-10		C3222	911168	38.33	L
			TOP END KIT			
350SX-F	2011	88mm	C3428-EST			
		90mm	C3429-EST			
		91mm	C3458-EST			
			TOP END KIT			
350 EXC, RXC	87-90	O-Ring	C7288	911008	49.80	L
			TOP END KIT			
360 SX, EXC	96-97	O-Ring	C7285	911171	38.33	L
380 SX, EXC	98-01					
			BOTTOM END KIT			
			C3390	910852	80.26	L
			CRANK SEAL KIT			
			C7662	911274	28.81	L
			TOP END KIT			
400 LC4, MLS Head	88-01	95.5 mm	C7170	910948	61.95	L
			TOP END KIT			
400, 450, 525 SX, EXC, RFS	00-06	91 mm	C7693-EST	910903	71.71	L
		94 mm	C7885-EST	910905	71.71	L
		95 mm	C7944-EST	910906	71.71	L
		96 mm	C7454-EST	910900	71.71	L
		97 mm	C7691-EST	910902	71.71	L
		98 mm	C7461-EST	910901	71.71	L
		99 mm	C7792-EST	910904	71.71	L
			BOTTOM END KIT			
			C3394	911053	43.63	L
			TOP END KIT			
450SX-F	07-10	97mm	C3412-EST	910970	57.69	L
			TOP END KIT			
505SX-F	07-10	100mm	C3413-EST	-----		

KTM CONTINUED						
			TOP END KIT			
450 EXC-R	08	95 mm	C3241-EST	910952	61.31	L
530 EXC-R		97 mm	C3242-EST	910953	61.31	L
		99 mm	C3243-EST	910954	61.31	L
		101 mm	C3244-EST	910955	61.31	L
			TOP END KIT			
450 XC	08-	89 mm	C3263-EST	910926	68.99	L
		91mm	C3264-EST	910927	68.99	L
			TOP END KIT			
525 XC	08-	95 mm	C7944-EST	910906	71.71	L
		96 mm	C7454-EST	910900	71.71	L
		97 mm	C7691-EST	910902	71.71	L
		98 mm	C7461-EST	910901	71.71	L
		99 mm	C7792-EST	910904	71.71	L
			BOTTOM END KIT			
			C3340	910983	55.61	L
			TOP END KIT			
620 LC4, MLS Head	88-01	102 mm	C7171	910949	61.95	L
		105 mm	C7209	910950	61.95	L
			LEM			
			TOP END KIT			
Cross CR-3 USA	96-03	41 mm	C7282	911331	31.91	L
LX1						
LX2 Factory						
LX2, LX2 Sport						
LX3						
LX3 Sport						
			SUZUKI			
			TOP END KIT			
JR50	78-08	43 mm	C7014	911780	19.14	L
			TOP END KIT			
RM60	03-04	45 mm	C7501	911619	22.99	L
			BOTTOM END KIT			
			C3343	911306	32.19	L
			CRANK SEAL KIT			
			C7656	911485	16.99	L
			TOP END KIT			
RM65	03-08	45 mm	C7736	911621	22.99	L
		47 mm	C7682	911620	22.99	L
		48 mm	C7737	911622	22.99	L
			BOTTOM END KIT			
			C3344	911267	34.92	L
			CRANK SEAL KIT			
			C7656	911485	16.99	L
			TOP END KIT			
RM80	83-85	51 mm	C7102	911826	17.57	L
			TOP END KIT			
RM80 G, H, J	86-88	50 mm	C7052	911696	21.76	
			CRANK SEAL KIT			
			C7699	912029	12.77	L
			TOP END KIT			
RM80 K	89-90	50 mm	C7053	911634	22.99	L
			CRANK SEAL KIT			
			C7663	911489	20.29	L
			TOP END KIT			
RM80	91-01	O-Ring	C7054	911633	22.99	L
			BOTTOM END KIT			
			C3357	911026	46.75	L
			CRANK SEAL KIT			
			C7663	911489	20.29	L
			TOP END KIT			
RM85	02-09	O-Ring	C7857	911561	25.55	L
			BOTTOM END KIT			
			C3358	910999	52.99	L
			CRANK SEAL KIT			
			C7663	911489	20.29	L

COMETIC★ ENGINE GASKETS CONTINUED

SUZUKI CONTINUED						
			TOP END KIT			
RM100	03-04	53 mm	C7392	911425	30.66	L
		54.5 mm	C7413	911237	35.72	L
			BOTTOM END KIT			
			C3359	911825	17.63	L
			TOP END KIT			
DR-Z110	03-05	55 mm	C7939-EST	911092	41.68	L
		57 mm	C7949-EST	911093	41.68	L
			TOP END KIT			
DR-Z125	03-05	59 mm	C7835	911459	29.11	L
		61 mm	C3109	911458	29.11	L
			TOP END KIT			
RM125	83-83	56 mm	C7103	911731	20.44	L
			TOP END KIT			
RM125	84-85	56 mm	C7055	911533	26.80	L
			TOP END KIT			
RM125	86-86	56 mm	C7056	911342	31.91	L
			CRANK SEAL KIT			
			C7700	911488	12.77	L
			TOP END KIT			
RM125	87-88	56 mm	C7057	911343	31.91	L
			CRANK SEAL KIT			
			C7700	911488	12.77	L
			TOP END KIT			
RM125	89-89	56 mm	C7058	911344	31.91	L
			CRANK SEAL KIT			
			C7664	911487	20.29	L
			TOP END KIT			
RM125	90-90	O-Ring	C7120	911339	31.91	L
			CRANK SEAL KIT			
			C7664	911487	20.29	L
			TOP END KIT			
RM125	91-91	O-Ring	C7059	911345	31.91	L
			CRANK SEAL KIT			
			C7664	911487	20.29	L
			TOP END KIT			
RM125	92-92	O-Ring	C7112	911340	31.91	L
			BOTTOM END KIT			
			C3360	910969	58.27	L
			CRANK SEAL KIT			
			C7664	911487	20.29	L
			TOP END KIT			
RM125	93-97	O-Ring	C7136	911341	31.91	L
			BOTTOM END KIT			
			C3360	910969	58.27	L
			CRANK SEAL KIT			
			C7664	911487	20.29	L
			TOP END KIT			
RM125	98-00	O-Ring	C7136	911341	31.91	L
			BOTTOM END KIT			
			C3361	911132	40.51	L
			TOP END KIT			
RM125	01-03	O-Ring	C7778	911338	31.91	L
			BOTTOM END KIT			
			C3362	910980	56.89	L
			CRANK SEAL KIT			
			C7784	911486	28.11	L
			TOP END KIT			
RM125	04-07	O-Ring	C7508	911265	35.10	L
			BOTTOM END KIT			
			C3362	910980	56.89	L
			CRANK SEAL KIT			
			C7784	911486	28.11	L
			TOP END KIT			
RM250	77-80	69 mm	C7468	911444	29.35	L

SUZUKI CONTINUED						
			TOP END KIT			
RM250	81-81	69 mm	C7814	911445	29.35	L
			TOP END KIT			
RM250	83-83	72 mm	C7104	911560	25.55	L
			TOP END KIT			
RM250	84-85	72 mm	C7060	911276	34.47	L
			TOP END KIT			
RM250	86-86	69 mm	C7061	911277	34.47	L
			CRANK SEAL KIT			
			C7701	911348	22.43	L
			TOP END KIT			
RM250	87-88	69 mm	C7062	911183	38.33	L
		74 mm	C7327	911184	38.33	L
			CRANK SEAL KIT			
			C7701	911348	22.43	L
			TOP END KIT			
RM250	89-90	68 mm	C7063	911185	38.33	L
		73.5 mm	C7328	911186	38.33	L
			CRANK SEAL KIT			
			C7702	-----		
			TOP END KIT			
RM250	91-91	O-Ring	C7065	911187	38.33	L
			CRANK SEAL KIT			
			C7703	911346	21.36	L
			TOP END KIT			
RM250	92-93	O-Ring	C7123	911181	38.33	L
			BOTTOM END KIT			
			C3365	910933	66.51	L
			CRANK SEAL KIT			
			C7703	911346	21.36	L
			TOP END KIT			
RM250	94-95	O-Ring	C7156	911182	38.33	L
			BOTTOM END KIT			
			C3366	910920	69.63	L
			CRANK SEAL KIT			
			C7704	911347	23.50	L
			TOP END KIT			
RM250	96-98	O-Ring	C7280	911133	40.51	L
			BOTTOM END KIT			
			C3367	910947	62.35	L
			CRANK SEAL KIT			
			C7665	911336	20.29	L
			TOP END KIT			
RM250	99-00	O-Ring	C7505	911039	44.69	L
			BOTTOM END KIT			
			C3368	910940	64.15	L
			CRANK SEAL KIT			
			C7665	911336	20.29	L
			TOP END KIT			
RM250	01-02	O-Ring	C7779	911011	49.80	L
			BOTTOM END KIT			
			C3369	910939	64.43	L
			CRANK SEAL KIT			
			C7665	911336	20.29	L
			TOP END KIT			
RM250	03-04	O-Ring	C7467	911012	49.80	L
			BOTTOM END KIT			
			C3370	910998	52.99	L
			CRANK SEAL KIT			
			C7665	911336	20.29	L
			TOP END KIT			
RM250	05-08	O-Ring	C3099	911013	49.80	L
			BOTTOM END KIT			
			C3371	910964	60.49	L
			CRANK SEAL KIT			
			C3372	911704	21.37	L

- accessories
- body
- handlebar & grips
- cables & levers
- exhaust
- engine**
- fuel & intake
- electrical & ignition
- clutch
- drive
- bearings
- brakes
- steering & suspension
- tires
- tools & shop

COMETIC★ ENGINE GASKETS CONTINUED

- accessories
- body
- handlebar & grips
- cables & levers
- exhaust
- engine
- fuel & intake
- electrical & ignition
- clutch
- drive
- bearings
- brakes
- steering & suspension
- tires
- tools & shop

SUZUKI CONTINUED						
			TOP END KIT			
RMX250	89-92	68 mm	C7257	911188	38.33	L
			TOP END KIT			
RMX250	93-99	68 mm	C7258	911189	38.33	L
			TOP END KIT			
DR-Z250	03-05	73 mm	C7968	911209	36.99	L
		80 mm	C7969	911210	36.99	L
			TOP END KIT			
RM-Z250	04-06	77 mm	C3174-EST	910875	74.99	L
		78 mm	C3054-EST	910871	74.99	L
		80 mm	C3056-EST	910872	74.99	L
		81mm	C7221-EST	910876	74.99	L
		83 mm	C3135-EST	910874	74.99	L
		84 mm	C3118-EST	910873	74.99	L
			BOTTOM END KIT			
			C3377	911043	44.67	L
			TOP END KIT			
RM-Z250	07-09	77 mm	C3175-EST	910956	61.31	L
		78 mm	C3176-EST	910957	61.31	L
		79 mm	C3177-EST	910958	61.31	L
		81 mm	C3203-EST	910959	61.31	L
		83 mm	C3278-EST	910960	61.31	L
			BOTTOM END KIT			
RM-Z250	07-09		C3422			
			TOP END KIT			
RM-Z250	2010	77 mm	C3406-EST	910974	57.10	L
		79 mm	C3407-EST	910975	57.10	L
		80 mm	C3408-EST	910976	57.10	L
		82 mm	C3409-EST	910977	57.10	L
		84 mm	C3410-EST	910978	57.10	L
			TOP END KIT			
DR350	90-99	80 mm	C7068	911438	29.35	L
		82 mm	C7157	911439	29.35	L
		88 mm	C7263	911440	29.35	L
		91 mm	C7264	911441	29.35	L
			TOP END KIT			
DR-Z400	00-05	92 mm	C7688-EST	910862	77.46	L
		94 mm	C7806-EST	910863	77.46	L
		95mm	C7963-EST	910864	77.46	L
		97 mm	C7980-EST	910861	64.23	L
			TOP END KIT			
RM-Z450	05-07	95.5 mm	C3102-EST	910829	86.99	L
		97.5 mm	C3104-EST	910830	86.99	L
		98 mm	C3127-EST	910831	86.99	L
			BOTTOM END KIT			
			C3379	910840	82.62	L
			TOP END KIT			
RM-Z450	08-12	97mm	C3233-EST	910888	73.48	L
		99mm	C3234-EST	910889	73.48	L
		101mm	C3235-EST	910890	73.48	L
RM-Z450	09-12		C3396	910981	56.61	L
			TOP END KIT			
DR650	95-01	103 mm	C7335	911442	29.35	L
YAMAHA						
			TOP END KIT			
PW50	81-05	42 mm	C7266	911677	21.99	L
			TOP END KIT			
YSR50	87-92	46 mm	C7075	911678	21.99	L
			TOP END KIT			
PW80	83-01	50 mm	C7251	911534	26.46	L
			TOP END KIT			
YZ80	83-83	49 mm	C7105	911782	19.14	L
			CRANK SEAL KIT			
			C7666	911783	11.70	L

YAMAHA CONTINUED						
			TOP END KIT			
YZ80	84-84	50 mm	C7106	911784	19.14	L
			CRANK SEAL KIT			
			C7666	911783	11.70	L
			TOP END KIT			
YZ80 N	85-85	50 mm	C7076	911639	22.99	L
			CRANK SEAL KIT			
			C7666	911783	11.70	L
			TOP END KIT			
YZ80 KR,Z,HF,V,W,B	86-92	50 mm	C7080	911638	22.99	L
			CRANK SEAL KIT			
			C7666	911783	11.70	L
			TOP END KIT			
YZ80	93-01	O-Ring	C7137	911636	22.99	L
		54 mm Big Bore	C7331	911637	22.99	L
			BOTTOM END KIT			
			C3292	911205	37.36	L
			C7666	911783	11.70	L
			TOP END KIT			
YZ85	02-08	O-Ring	C7851	911566	25.55	L
			BOTTOM END KIT			
			C3293	911272	34.50	L
			CRANK SEAL KIT			
			C7666	911783	11.70	L
			TOP END KIT			
TT-R90	00-08	48mm	C3249-EST	910945	54.99	L
			TOP END KIT			
YZ125	83-84	58 mm	C7107	911635	22.99	L
			TOP END KIT			
YZ125 N	85-85	58 mm	C7081	911355	31.91	L
			TOP END KIT			
YZ125 S, T, J	86-88	O-Ring	C7082	911356	31.91	L
			CRANK SEAL KIT			
			C7668	911563	19.21	L
			TOP END KIT			
YZ125 W	89-89	O-Ring	C7083	911357	31.91	L
			CRANK SEAL KIT			
			C7668	911563	19.21	L
			TOP END KIT			
YZ125	90-91	O-Ring	C7084	911426	30.66	L
			CRANK SEAL KIT			
			C7668	911563	19.21	L
			TOP END KIT			
YZ125	92-93	O-Ring	C7139	911427	30.66	L
			BOTTOM END KIT			
			C3294	911196	37.52	L
			CRANK SEAL KIT			
			C7668	911563	19.21	L
			TOP END KIT			
YZ125	94-97	O-Ring	C7158	911428	30.66	L
			BOTTOM END KIT			
			C3295	911197	37.52	L
			CRANK SEAL KIT			
			C7668	911563	19.21	L
			TOP END KIT			
YZ125	98-00	O-Ring	C7399	911429	30.66	L
			BOTTOM END KIT			
			C3296	911359	31.81	L
			CRANK SEAL KIT			
			C7667	911565	12.78	L

COMETIC★ ENGINE GASKETS CONTINUED

YAMAHA CONTINUED						
			TOP END KIT			
YZ125	01-02	O-Ring	C7853	911295	33.17	L
			BOTTOM END KIT			
			C3297	911134	40.35	L
			CRANK SEAL KIT			
			C7802	911562	21.35	L
			TOP END KIT			
YZ125	03-04	O-Ring	C7936	911296	33.17	L
			BOTTOM END KIT			
			C3297	911134	40.35	L
			CRANK SEAL KIT			
			C7802	911562	21.35	L
			TOP END KIT			
YZ125	05-08	O-Ring	C3105	911297	33.17	L
			BOTTOM END KIT			
			C3298	911211	36.99	L
			TOP END KIT			
TTR125, MLS Head	99-05	55 mm	C7755	911490	28.11	L
		58 mm	C7815	911491	28.11	L
			BOTTOM END KIT			
			C3299	912059	11.99	L
			TOP END KIT			
DTWR200	90-92	68 mm	C7142	911535	26.29	L
		72 mm	C7330	911536	26.29	L
			TOP END KIT			
YZ250	86-87	O-Ring	C7086	911213	36.99	L
			TOP END KIT			
YZ250	88	O-Ring	C7087	911212	36.99	L
			CRANK SEAL KIT			
			C7669	911604	12.78	L
			TOP END KIT			
YZ250	89-90	O-Ring	C7088	911256	35.72	L
			CRANK SEAL KIT			
			C7669	911604	12.78	L
			TOP END KIT			
YZ250, WR250	91-91	O-Ring	C7089	911260	35.72	L
			CRANK SEAL KIT			
			C7669	911604	12.78	L
			TOP END KIT			
YZ250, WR250	92-94	O-Ring	C7113	911261	35.72	L
			BOTTOM END KIT			
			C3300	911478	28.50	L
			CRANK SEAL KIT			
			C7669	911604	12.78	L
			TOP END KIT			
YZ250	95-96	O-Ring	C7250	911257	35.72	L
			BOTTOM END KIT			
			C3300	911478	28.50	L
			CRANK SEAL KIT			
			C7669	911604	12.78	L
			TOP END KIT			
YZ250	97-98	O-Ring	C7337	911258	35.72	L
			BOTTOM END KIT			
			C3300	911478	28.50	L
			CRANK SEAL KIT			
			C7669	911604	12.78	L
			TOP END KIT			
YZ250	99-01	O-Ring	C7507	911259	35.72	L
			BOTTOM END KIT			
			C3301	911215	36.34	L
			CRANK SEAL KIT			
			C7670	911605	12.78	L

YAMAHA CONTINUED						
			TOP END KIT			
YZ250	02-08	O-Ring	C7855	911190	38.33	L
			BOTTOM END KIT			
			C3301	911215	36.34	L
			TOP END KIT			
TTR250	99-06	75 mm	C7726	911492	28.11	L
		83 mm	C7340	911278	34.47	L
			TOP END KIT			
WR250F, YZ250F	01-12	77 mm	C7905-EST	910932	68.59	L
		79 mm	C3057-EST	910928	68.59	L
		81 mm	C3059-EST	910929	68.59	L
		83 mm	C3061-EST	910930	68.59	L
		84 mm	C3120-EST	910931	68.59	L
			BOTTOM END KIT			
			C3302	911299	32.95	L
			TOP END KIT			
XT350	85-99	87.5 mm	C7530	911697	21.76	L
			TOP END KIT			
YZ400F	98-99	92 mm	C7400	911191	38.33	L
		94 mm	C7401	911192	38.33	L
		95 mm	C7689	911193	38.33	L
		97 mm	C7470	911014	38.33	L
			BOTTOM END KIT			
			C3303	911745	19.99	L
			TOP END KIT			
YZ426F	00-02	95 mm	C7689	911193	38.33	L
		97 mm	C7470	911014	38.33	L
			BOTTOM END KIT			
			C3304	911927	15.62	L
			TOP END KIT			
YZ450F	03-05	95 mm	C7947-EST	910827	89.38	L
		96 mm	C3147-EST	910824	89.38	L
		97 mm	C3064-EST	910822	89.38	L
		98 mm	C3148-EST	910825	89.38	L
		99 mm	C3149-EST	910826	89.38	L
		100 mm	C3117-EST	910823	89.38	L
			BOTTOM END KIT			
			C3305	911789	18.91	L
			TOP END KIT			
YZ450F, WR450	06-09	95 mm	C7908-EST	910887	73.79	L
		98 mm	C3178-EST	910885	73.79	L
			BOTTOM END KIT			
			C3306	911080	42.18	L
			TOP END KIT			
YZ450F	10-11	97mm	C3395-EST	910982	55.65	L
			TOP END KIT			
YZ490	83-83	89 mm	C7138	911138	39.70	L
			TOP END KIT			
YZ490	84-86	89 mm	C7090	911137	39.70	L
YZ490	87-90					
WR500	91-93					
			TOP END KIT			
XTT500/SR500	76-81	90 mm	C7252	911446	29.35	L
			TOP END KIT			
TT600 XT, SRX	83-87	98 mm	C7114	911447	29.35	L
			TOP END KIT			
XT600	88-96	97 mm	C7213	911448	29.35	L
		98 mm	C7276	911449	29.35	L
		101 mm	C7277	911450	29.35	L

- accessories
- body
- handlebar & grips
- cables & levers
- exhaust
- engine
- fuel & intake
- electrical & ignition
- clutch
- drive
- bearings
- brakes
- steering & suspension
- tires
- tools & shop

ATHENA RACE GASKET KITS

Athena has specifically designed this for the Pro, Semipro, and Amateur riders who freshen up their engine prior to a race series or during mid season. The kit will include a top of the line MLSS (Multi Layer Stainless Steel) Head Gasket and two premium quality base gaskets, one of which has a reduced thickness of 0.1 mm, to optimize engine compression ratios. This new composition gives the rider/technician a choice to increase compression and decrease the squish in order to get better performances.



Our kits are very competitively priced and supplied in captivating packaging. These are sure to be a strong seller in the marketplace!

SUPERIOR PERFORMANCE THROUGH INNOVATION

RAW MATERIALS Each Head Gasket configuration utilizes the best raw materials available, such as AISI 304 Stainless Steel. Athena utilizes state of the art processing such as in-line laser cutting and multi-stage stamping technologies. With our Multi-Layered Steel (MLS) Head Gasket, each layer is individually blanked and formed specially to optimize performance.

OPTIMIZED EMBOSSING FORMATION Through multi stage processing, our embossing process optimizes the radius in the bend areas. The result is reduction in stress points, improved conformability, and superior wet-out (contact area) that is superior to the competition. Our technology also provides a consistent inner flange spacing of (minimum 1 mm) from the edge to the embossed start point. This results in a superior seal in the embossed areas.

STRESS STABILIZATION & RELAXATION This proprietary tempering process significantly reduces forming induced stresses. Pre-coated metal (used by competition) would not be able to survive this stabilization process. Advantages of a tempered metal are reduced hardness and brittleness, increased flexibility and deformation retention. This process dramatically increases the long term durability and reliability of each head gasket.

PROPRIETARY COATING TECHNOLOGIES Four different layers are used to provide the ultimate seal between the head and block mating surfaces. These coatings will normally eliminate the need for additional deck surfacing. Our coating processing provides 100% encapsulation of all exposed metal, far superior to the competition that has exposed raw steel on the edges. The layers include Fluoroelastomer (FKM) for extreme-temperature and chemical resistance. This technology provides superior conformability, oxidation resistance, and better removability, even after extreme temperature exposure.

APPLICATION	YEAR	PART #	
HONDA			
CR 125 R	04	950004	21.95 G
CR 125 R	05-07	950005	21.95 G
CR 250 R	05-07	950008	21.95 G
CRF 250 R / X	04-09	950009	45.95 G
CRF 250 R / X	10-12	950010	47.95 G
CRF 450 R	02-06	950011	49.95 G
CRF 450 R	07-08	950012	49.95 G
CRF 450 R	09-12	950013	79.95 G
CRF 450 X	05-12	950014	49.95 G
CRF 500 X	05-09	950014	49.95 G
KAWASAKI			
KX 60	85-03	950016	16.95 G
KX 65	00-12	950017	19.95 G
KX 80	98-00	950018	21.95 G
KX 85	01-12	950018	21.95 G
KX 100	98-12	950018	21.95 G
KLX 110	02-12	950018	21.95 G
KX 125	00-02	950019	25.95 G
KX 125	03-08	950020	25.95 G
KX 250	93-94	950021	25.95 G
KX 250	95-00	950021	25.95 G
KX 250	05-08	950023	25.95 G
KX 250 F	09-12	950025	49.95 G
KX 450 F	09	950027	49.95 G
KX 450 F	10-12	950028	49.95 G

APPLICATION	YEAR	PART #	
KTM			
250 EXC-F	05-11	950029	46.95 G
250 SX-F	06-12	950029	46.95 G
250 XC-F	08-12	950029	46.95 G
250 XC-F-W	08-12	950029	46.95 G
250 XC-F-W Champions Ed.	10-12	950029	46.95 G
350 SX-F	11-12	950030	51.95 G
350 XC-F	12	950030	51.95 G
350 XCF-W	12	950030	51.95 G
SUZUKI			
RM 65	03-05	950017	19.95 G
RM 85	02-11	950033	13.95 G
RM 100	03-08	950034	21.95 G
RM 250	99-00	950037	15.95 G
RM 250	01-02	950038	15.95 G
RM 250	03-08	950039	15.95 G
RM-Z 250	07-09	950040	49.95 G
RM-Z 250	10-12	950041	51.95 G
RM-Z 450	05-06	950042	49.95 G
RM-Z 450	07	950043	49.95 G
RM-Z 450	08-12	950044	51.95 G
YAMAHA			
YZ 80	93-01	950045	13.95 G
YZ 85	02-12	950045	13.95 G
WR 250 F 5 valve	01-12	950048	43.95 G
YZ 250 F	01-12	950048	43.95 G
YZ 450 F	10-12	950054	45.95 G



K&L EXHAUST PIPE GASKETS



- Made in Japan to meet or exceed OEM specifications.
- Sold in packages of 10.

MAKE/MODEL	YEAR	PART #	
HONDA DUAL SPORT/OFFROAD			
SL125/K1/K2 Motor Sport	71-73	720833	25.95 G
TL125K1/K2 Trials	74-75	720833	25.95 G
XL125/K1	74-75	720833	25.95 G
CRF150	03-09	720833	25.95 G
XL185S	79-83	720833	25.95 G
XR185	1979	720833	25.95 G
TLR200 Reflex	86-87	720833	25.95 G
XL200R	83-84	720833	25.95 G
XR200 (dual shock)	80-84	720833	25.95 G
XR200R Pro-Link	81-83	720833	25.95 G
XR200R	86-03	720833	25.95 G
CRF230	03-09	720833	25.95 G
CRF250R/X	03-09	720834	22.95 G
XL250R	82-83	720833	25.95 G
XL250 Motor Sport	73-76	720836	25.95 G
SL350 Motor Sport	70-72	720836	25.95 G
XL350R	84-85	720833	25.95 G
XR400R	96-04	720833	25.95 G
XL500S	79-81	720833	25.95 G
XR500/500R	79-84	720833	25.95 G
XL600R	83-87	720833	25.95 G
XR600R	85-00	720833	25.95 G
XR650L	93-06	720833	25.95 G
KAWASAKI DUAL SPORT/OFFROAD			
KL250G Super Sherpa	00-03	720754	37.95 G
KL250D2-D22 KLR250	85-05	720754	37.95 G
KLX250R	94-96	720754	37.95 G
KLX250S	06-10	720754	37.95 G
KLX300A2-A10	97-05	720754	37.95 G

MAKE/MODEL	YEAR	PART #	
SUZUKI DUAL SPORT/OFFROAD			
RM85	01-09	720789	81.95 G
DR-Z125	03-09	720862	18.95 G
DR-Z 250	2006	720862	18.95 G
DR350S Dual Sport	94-99	720789	81.95 G
DR-Z400	01-09	720709	26.95 G
RM-Z450	05-09	720712	22.95 G
YAMAHA DUAL SPORT/OFFROAD			
TT-R125	00-06	720688	21.95 G
BW200	85-88	720849	19.95 G
TW200T Trailway	87-06	720849	19.95 G
XT200 Dual Sport	82-83	720849	19.95 G
TT-225	86-87	720849	19.95 G
TT-R225	99-04	720849	19.95 G
XT-225	92-06	720849	19.95 G
TTR-230	05-09	720849	19.95 G
TT250G/H/J	80-82	720849	19.95 G
WR250F	02-09	720710	25.95 G
XT250 Dual Sport	80-83	720849	19.95 G
XT250L/LC Dual Sport	1984	720688	21.95 G
YZ250F four-stroke	01-09	720710	25.95 G
TT350S/T	86-87	720688	21.95 G
XT350 Dual Sport	85-00	720688	21.95 G
TT600	83-86	720786	36.95 G
XT600 Dual Sport	84-85	720786	36.95 G

WATER PUMP SHAFT KIT

- Replaces worn water pump shaft
- OE quality materials
- Polished surface finish decreases water pump seal wear
- Complements Hot Rods' Water Pump Repair kits



	YEAR	PART #	
HONDA			
CRF 450R	02-08	871104	39.95 G
KTM			
125 EGS	98-99	871106	19.95 G
125 EXC	98-06	871106	19.95 G
125 SX	98-14	871106	19.95 G
144 SX	07-08	871106	19.95 G
150 SX	09-14	871106	19.95 G
150 XC	10-14	871106	19.95 G
200 EXC	97-05	871106	19.95 G
200 MXC	98-03	871106	19.95 G
200 SX	03-04	871106	19.95 G
200 XC	06-09	871106	19.95 G
200 XC-W	06-14	871106	19.95 G

	YEAR	PART #	
KTM CONTINUED			
50 SX	01-08	871105	24.95 G
50 SX	10-14	871106	19.95 G
65 SX	98-08	871105	24.95 G
65 SX	10-14	871106	19.95 G
65 XC	08	871105	24.95 G
65 XC	09	871106	19.95 G
YAMAHA			
WR 450F	03-09,11-14	871108	39.95 G
YZ 450F	03-13	871108	39.95 G
WR 400F	98-00	871108	39.95 G
WR 426F	01-02	871108	39.95 G
YZ 400F	98-99	871108	39.95 G
YZ 426F	00-02	871108	39.95 G

- accessories
- body
- handlebar & grips
- cables & levers
- exhaust
- engine
- fuel & intake
- electrical & ignition
- clutch
- drive
- bearings
- brakes
- steering & suspension
- tires
- tools & shop

ENGINE

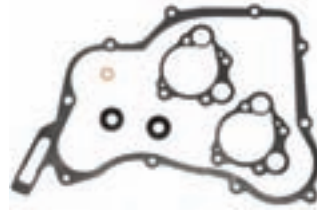
WATER PUMP REPAIR KITS

Includes all gaskets, washers, seals and O-rings to rebuild water pump. See application on following page.

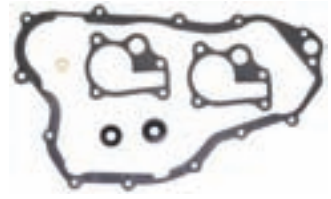
- accessories
- body
- handlebar & grips
- cables & levers
- exhaust
- engine**
- fuel & intake
- electrical & ignition
- clutch
- drive
- bearings
- brakes
- steering & suspension
- tires
- tools & shop



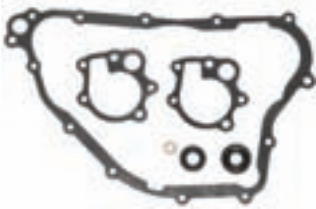
679327



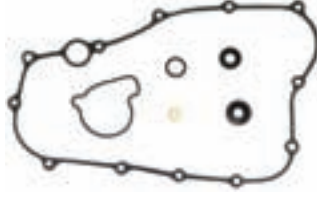
679328



679329



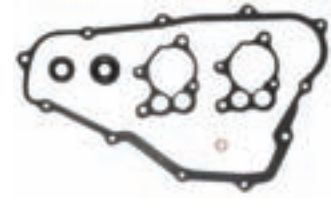
679330



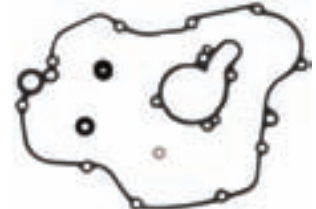
679331



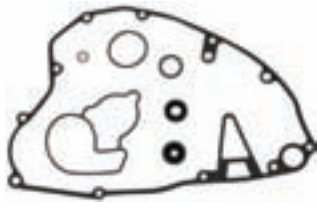
679332



679333



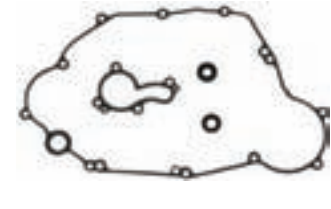
679334



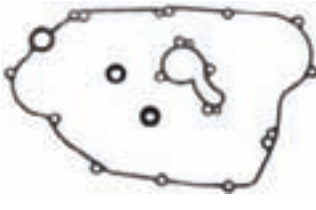
679335



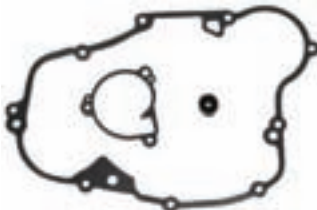
679336



679337



679338



679339



679340



679341



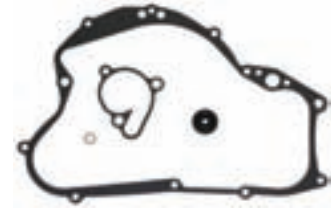
679342




679343



679344



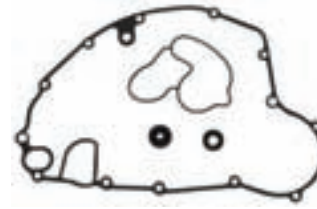
679345



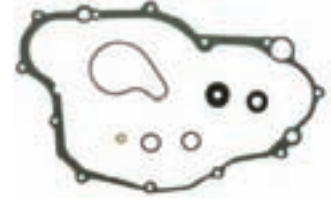
679346




679347



679348




679349




679350



679351



679352



679353

WATER PUMP REPAIR KITS

APPLICATION	YEAR	REF #	NOTES	PART #		
HONDA						
CR80	86-07	75-1008	5PCS/KIT	679327	18.95	L
CR85	86-07	75-1008	5PCS/KIT	679327	18.95	L
CR125R	90-04	75-1007	6PCS/KIT	679328	18.95	L
CR250R	92-01	75-1006	6PCS/KIT	679329	18.95	L
CR250R	02-07	75-1005	6PCS/KIT	679330	18.95	L
CRF250R/X	04-09	75-1002	6PCS/KIT	679331	18.95	L
CRF450R	02-08	---	5PCS/KIT	679332	18.95	L
CR500R	85-01	75-1003	6PCS/KIT	679333	18.95	L
KAWASAKI						
KX125	03-05	75-2004	5PCS/KIT	679334	18.95	L
KX250F	04-08	75-2001	7PCS/KIT	679335	18.95	L
KX250F	09-14	75-2005	8PCS/KIT	679336	18.95	L
KX450F	06-08	75-2002	4PCS/KIT	679337	18.95	L
KLX450R	08-12	75-2002	4PCS/KIT	679337	18.95	L
KX450F	09-14	75-2006	8PCS/KIT	679338	18.95	L
KX500	87-04	75-2003	3PCS/KIT	679339	18.95	L
KTM						
50 Pro-Sr. LC	01-05	75-6001	3PCS/KIT	679340	18.95	L
50 Supermoto	06	75-6001	3PCS/KIT	679340	18.95	L
50 SX	09-12	75-6002	3PCS/KIT	679341	18.95	L
50 SX Jr.	09	75-6002	3PCS/KIT	679341	18.95	L
50 SX Mini	09-12	75-6002	3PCS/KIT	679341	18.95	L
50 SX Pro-Jr. LC	03-05	75-6001	3PCS/KIT	679340	18.95	L
50 SX/ SX Jr	06-08	75-6001	3PCS/KIT	679340	18.95	L
65 SX	00-08	75-6001	3PCS/KIT	679340	18.95	L
65 SX	09-12	75-6002	3PCS/KIT	679341	18.95	L
65 XC	08	75-6001	3PCS/KIT	679340	18.95	L
65 XC	09	75-6002	3PCS/KIT	679341	18.95	L
85 SX	03-04	75-6003	5PCS/KIT	679342	18.95	L
85 SX 17/14	05-12	75-6003	5PCS/KIT	679342	18.95	L
85 SX 19/16	05-12	75-6003	5PCS/KIT	679342	18.95	L
85 XC	08-09	75-6003	5PCS/KIT	679342	18.95	L
105 SX	04, 06-11	75-6003	5PCS/KIT	679342	18.95	L

APPLICATION	YEAR	REF #	NOTES	PART #		
KTM CONTINUED						
105 XC	08-09	75-6003	5PCS/KIT	679342	18.95	L
125 EXC	00-01	75-6004	7PCS/KIT	679343	18.95	L
125 SX	00-12	75-6004	7PCS/KIT	679343	18.95	L
125 SXS	01-02	75-6004	7PCS/KIT	679343	18.95	L
125 SXS	07-08	75-6004	7PCS/KIT	679343	18.95	L
144 SX	07-08	75-6004	7PCS/KIT	679343	18.95	L
150 SX	09-12	75-6004	7PCS/KIT	679343	18.95	L
150 XC	10-12	75-6004	7PCS/KIT	679343	18.95	L
200 EXC	00-05	75-6004	7PCS/KIT	679343	18.95	L
200 MXC	00-03	75-6004	7PCS/KIT	679343	18.95	L
200 SX	03-04	75-6004	7PCS/KIT	679343	18.95	L
250 SX	03-12	75-6005	3PCS/KIT	679344	18.95	L
250 EXC	04-05	75-6005	3PCS/KIT	679344	18.95	L
250 XC	06-12	75-6005	3PCS/KIT	679344	18.95	L
250 XC-W	06-12	75-6005	3PCS/KIT	679344	18.95	L
250 SXS	04	75-6005	3PCS/KIT	679344	18.95	L
300 EXC	04-05	75-6005	3PCS/KIT	679344	18.95	L
300 MXC	04-05	75-6005	3PCS/KIT	679344	18.95	L
300 XC	06-12	75-6005	3PCS/KIT	679344	18.95	L
300 SX-W	06-12	75-6005	3PCS/KIT	679344	18.95	L
SUZUKI						
RM125	04-08	75-3004	4PCS/KIT	679345	18.95	L
RM250	01-08	75-3003	3PCS/KIT	679346	18.95	L
RMZ250	07-09	75-3001	4PCS/KIT	679347	18.95	L
RMZ450	05-07	75-3002	4PCS/KIT	679348	18.95	L
YAMAHA						
WR250F	01-13	75-4004	7PCS/KIT	679349	18.95	L
YZ250	99-14	75-4005	8PCS/KIT	679350	18.95	L
YZ250F	01-13	75-4004	7PCS/KIT	679349	18.95	L
YZ450F	03-05	75-4002	7PCS/KIT	679351	18.95	L
WR450F	03-06	75-4002	7PCS/KIT	679351	18.95	L
YZ450F	07-09	75-4006	8PCS/KIT	679352	18.95	L
WR450F	07-14	75-4006	8PCS/KIT	679352	18.95	L
YZ450F	10-14	75-4007	8PCS/KIT	679353	18.95	L

accessories
body
handlebar & grips
cables & levers
exhaust
engine
fuel & intake
electrical & ignition
clutch
drive
bearings
brakes
steering & suspension
tires
tools & shop

ENGINE

HOT RODS WATER PUMP REPAIR KIT

- Hot Rods water pump repair kit includes water pump cover gasket or o-ring, water pump shaft bearing(s) and seal(s) to repair a leaking water pump seal and/or a failed bearing
- Precision micro bearings provide OE quality and durability
- High pressure/temperature mechanical and rubber seals
- Does not include clutch cover gasket



- accessories
- body
- handlebar & grips
- cables & levers
- exhaust
- engine
- fuel & intake
- electrical & ignition
- clutch
- drive
- bearings
- brakes
- steering & suspension
- tires
- tools & shop

	YEAR	PART #	
HONDA			
CR 125R	90-04	871511	21.95 G
CR 125R	05-07	871512	19.95 G
CR 250R	92-01	871513	24.95 G
CR 250R	02-07	871515	24.95 G
CR 500R	87-01	871514	24.95 G
CR 80R	90-02	871510	34.95 G
CR 80RB	96-02	871510	34.95 G
CR 85R	03-07	871510	34.95 G
CR 85RB	03-07	871510	34.95 G
CRF 150R	07-14	871507	19.95 G
CRF 150RB	07-14	871507	19.95 G
CRF 250R	04-09	871508	19.95 G
CRF 250R	10-15	871509	39.95 G
CRF 250X	04-13	871508	19.95 G
CRF 450R	02-08	871503	19.95 G
CRF 450R	09-14	871505	39.95 G
CRF 450X	05-14	871506	69.95 G
KAWASAKI			
KLX 400	03-04	871551	49.95 G
KLX 450R	08-13	871536	19.95 G
KX 100	95-15	871531	19.95 G
KX 125	03-05	871532	24.95 G
KX 250	92-04	871533	24.95 G
KX 250F	04-15	871534	24.95 G
KX 450F	06-15	871536	19.95 G
KX 65	00-15	871537	24.95 G
KX 80	86-00	871531	19.95 G
KX 85	01-15	871531	19.95 G
KTM			
105 SX	04-11	871544	29.95 G
125 SX	00-06	871546	29.95 G
125 SX	07-14	871545	29.95 G
144 SX	07-08	871545	29.95 G
150 SX	09-14	871545	29.95 G
150 XC	10-14	871545	29.95 G
200 EXC	00-05	871546	29.95 G
200 MXC	00-03	871546	29.95 G
200 SX	03-04	871546	29.95 G
200 XC	06-09	871546	29.95 G
200 XC-W	06-12	871546	29.95 G
200 XC-W	13-14	871545	29.95 G
250 EXC	04-05	871547	24.95 G
250 SX	02-14	871547	24.95 G
250 SX-F	05-12	871548	29.95 G
250 SX-F	13	871556	39.95 G
250 SX-F	14	871605	34.95 G
250 XC	06-14	871547	24.95 G
250 XC-F	07-12	871548	29.95 G
250 XC-F	13	871556	39.95 G
250 XC-F	14	871605	34.95 G
250 XCF-W	07-13	871548	29.95 G
250 XCF-W	14	871605	34.95 G
250 XC-W	06-14	871547	24.95 G
250 XC-W	13	871545	29.95 G

	YEAR	PART #	
KTM CONTINUED			
300 EXC	04-05,09	871547	24.95 G
300 MXC	04-05	871547	24.95 G
300 XC	06-14	871547	24.95 G
300 XC-W	06-14	871547	24.95 G
350 EXC-F	12-13	871556	39.95 G
350 EXC-F	14	871605	34.95 G
350 SX-F	11-13	871556	39.95 G
350 SX-F	14	871605	34.95 G
350 XC-F	11-13	871556	39.95 G
350 XC-F	14	871605	34.95 G
350 XCF-W	12-13	871556	39.95 G
350 XCF-W	14	871605	34.95 G
50 SX	09-14	871555	29.95 G
65 SX	99-08	871549	69.95 G
65 SX	09-14	871555	29.95 G
65 XC	09	871555	29.95 G
85 SX	03-14	871544	29.95 G

SUZUKI			
DRZ 400	00-13	871551	49.95 G
DRZ 400SM	05-09	871551	49.95 G
RM 100	03	871531	19.95 G
RM 125	01-03	871554	19.95 G
RM 125	04-07	871540	19.95 G
RM 250	03-08	871539	19.95 G
RM 65	03-05	871537	24.95 G
RM 85	02-12	871538	26.95 G
RMZ 250	04-06	871534	24.95 G
RMZ 250 - Kit does not include or require bearings	07-14	871542	19.95 G
RMZ 450 - Kit does not include or require bearings	05-07	871543	19.95 G
RMZ 450 - Kit does not include or require bearings	08-14	871550	29.95 G

YAMAHA			
WR 450F	03-15	871517	19.95 G
YZ 125	98-04	871520	19.95 G
YZ 125	05-14	871521	19.95 G
YZ 250	99-14	871519	19.95 G
YZ 250F	01-13	871518	19.95 G
YZ 250F	14	871604	19.95 G
YZ 450F	03-09	871517	19.95 G
YZ 450F	10-13	871530	19.95 G
YZ 450F	14-15	871604	19.95 G
YZ 80 - Kit does not include or require bearings	93-01	871522	19.95 G
YZ 85	02-14	871523	19.95 G
WR 250F	01-13	871518	19.95 G
WR 400F	98-00	871517	19.95 G
WR 426F	01-02	871517	19.95 G
YZ 400F	98-99	871517	19.95 G
YZ 426F	00-02	871517	19.95 G

FUEL & INTAKE



- accessories
- body
- handlebar & grips
- cables & levers
- exhaust
- engine
- fuel & intake**
- electrical & ignition
- clutch
- drive
- bearings
- brakes
- steering & suspension
- tires
- tools & shop

HIFLOFILTRO®

PREMIUM FILTERS

WHY HIFLO?

Providing unbeatable performance and exceptional value, Hiflofiltro is the best-selling brand of aftermarket filters for motorcycles, scooters, and ATVs worldwide. The filters are also supplied to original equipment manufacturers as well as private label brands.

Materials

To achieve our quality aims and to ensure the consistency of our products, we use only premium materials from well known manufacturers: steel from Toyota Tsusho and NKK Japan, glue from Henkel Germany, filter paper from Ahlstrom Filtration Finland, Hollingsworth & Vose USA and Awa Paper Japan.

Production

The Hiflofiltro-Thai Yang Kitpaisan factory was founded in 1955 and has been manufacturing filters for the OEM motor industry since 1963. With the experience of more than four decades, continuous research and development and modern production facilities, we manufacture some of the best quality filters in the world.

Quality Control

Every oil filter goes through 16 individual quality control checks before it is ready to leave the factory. The whole manufacturing process, including the checking of raw materials, individual filter testing, is regularly audited and verified independently by TÜV SÜD.

PREMIUM OIL FILTERS

Hiflofiltro is the world's first TÜV approved oil filter. Constructed using the best materials available, all Hiflofiltro oil filters meet or exceed original equipment performance levels.



OE REPLACEMENT AIR FILTERS

Hiflofiltro air filters are manufactured to fit the factory air box and are a direct replacement for original equipment filters. Top quality powerflow filtering media, developed for modern high performance engines.



DUAL-STAGE RACING FOAM AIR FILTERS

Competition off-road air filters manufactured in the Netherlands using a special dual-layer foam, formulated for maximum filtration and optimum air flow for improved power. Top quality materials and superior construction allow the filter to be used over and over again without any loss of performance.



HIFLO AIR & OIL FILTERS

MODEL	NOTES	YEAR	OIL FILTER			AIR FILTER		
BMW								
G650 Xchallenge		07-08	982028	6.05	Q	982290	7.50	L
G650 Xcountry		07-08	982028	6.05	Q	982290	7.50	L
G650 Xmoto		07-08	982028	6.05	Q	982290	7.50	L
HONDA								
C50 ZZ		79-83	----			982092	6.70	L
C70		75-78	----			982092	6.70	L
C70 ZZ/Z2		79-83	----			982092	6.70	L
C70 C/E Cub		82-86	----			982573	TBA	
CR80 R-G,H,J,K,L,M,N,P,R,S,T,V,W,X,Y,1,2		86-02	----			982296	19.75	L
CR80 R2-T,V,W,X,Y,1,2 Expert		96-02	----			982296	19.75	L
CRE80 all			----			982296	19.75	L
CR85 R-3,4,5,6,7		03-07	----			982296	19.75	L
CR85 RB-3,4,5,6,7 Expert		03-07	----			982296	19.75	L
C90		75-80	----			982092	6.70	L
C90 ZZ		79-84	----			982092	6.70	L
C90 C/E/G/N/P		83-96	----			982573	TBA	
C90 MF		85-86	----			982573	TBA	
C90 MP/T Cub (Electric Start)		95-99	----			982573	TBA	
C90 P/T Cub		95-99	----			982573	TBA	
CR125 R-2,3,4,5,6,7		02-07	----			982299	19.75	L
CR125 R-Y,1		00-01	----			982298	19.75	L
CRF125 F/FB-E,F		14-16	----			----		
CRF125 F/FB-E,F (Big Wheel)		14-16	----			----		
CR125 R-K,L,M,N,P,R,S,T,V,W,X		89-99	----			982297	19.75	L
CRE125 all			----			982297	19.75	L
CRF150 F-3,4,5,6,7,8,9,A,B,C,D,E,F,G		03-16	----			982302	19.75	L
CRF150 R-7,8,9,A,B,C,D,E,F,G		07-16	982004	4.10	Q	982306	19.75	L
CRF150 RB-7,8,9,A,B,C,D,E,F,G		07-16	982004	4.10	Q	982306	19.75	L
XR200 RE		84-85	----			982305	19.75	L
XR200 R		86-02	----			982305	19.75	L
CRF230 F-3,4,5,6,7,8,9,A,B,C,D,E,F,G		03-16	----			982302	19.75	L
CRF230 M-9,A		09-10	----			----		
CRF250 XRL		15	982004	4.10	Q	982303	19.75	L
XL250 RL		90	982001	3.70	Q	----		
XL250 R Baja		91	982001	3.70	Q	----		
CR250 R-2,3,4,5,6,7		02-07	----			982299	19.75	L
CRF250 R-4,5,6,7,8,9		04-09	982004	4.10	Q	982303	19.75	L
CRF250 X-4,5,6,7,8,9,A,B,C,D,E,F,G		04-16	982004	4.10	Q	982303	19.75	L
CRF250 R-A,B,C,D		10-13	982004	4.10	Q	982307	19.75	L
CR250 R-Y,1		00-01	----			982298	19.75	L
CRF250 L-D,E,F		13-15	982001	3.70	Q	----		
CRF250 M-E,F		14-15	982001	3.70	Q	----		
CRF250 R-E,F,G		14-16	982004	4.10	Q	982363	19.95	B
XL250 RC,RD ProLink	MD03	82-83	982001	3.70	Q	----		
XR250 RC,RD	ME01	82-83	982001	3.70	Q	----		
XL-X250 RD,RE		83-84	982001	3.70	Q	----		
XR250 RE,RF	ME06	84-85	982001	3.70	Q	----		
XL250 RE,RF,RH (XLX)	ND11	84-87	982001	3.70	Q	----		
XR250 RG,RH (Air Filter - Foam Only)	ME06	86-87	982001	3.70	Q	982300	19.75	L
XR250 RJ,RK (Air Filter - Foam Only)	ME06	88-89	982001	3.70	Q	982300	19.75	L
CRM250		89-93	----			982300	19.75	L
CR250 R-K,L,M,N,P,R,S,T,V,W,X		89-99	----			982297	19.75	L
XR250 R-L,M,N,P,R,S,T,V,W,X,Y,1,2,3,4 (Air Filter - Foam Only)		90-04	982001	3.70	Q	982300	19.75	L
XR250 L		91-99	982001	3.70	Q	982300	19.75	L
XR250 Super (Air Filter - Foam Only)		97-04	982001	3.70	Q	982300	19.75	L
XR250 Baja (Air Filter - Foam Only)			982001	3.70	Q	982300	19.75	L
CRE260 all			----			982297	19.75	L
XR350 RD,RE,RF (Air Filter - Foam Only)		83-85	982001	3.70	Q	982300	19.75	L
XL350 RF,RG,RH	ND03	85-87	982001	3.70	Q	----		
XR350 RG,RH		86-87	982001	3.70	Q	----		
XL-X350			982001	3.70	Q	----		
XR400 R-V,W,X,Y,1,2,3,4 (Air Filter - Foam Only)	NE03	96-04	982001	3.70	Q	982300	19.75	L

- accessories
- body
- handlebar & grips
- cables & levers
- exhaust
- engine
- fuel & intake**
- electrical & ignition
- clutch
- drive
- bearings
- brakes
- steering & suspension
- tires
- tools & shop

HIFLO AIR & OIL FILTERS CONTINUED

MODEL	NOTES	YEAR	OIL FILTER			AIR FILTER		
HONDA CONTINUED								
XR440 R/SM-V,W,X,Y,1,2,3,4 (Air Filter - Foam Only)		96-04	982001	3.70	Q	982300	19.75	L
CRF450 R-2		02	982004	4.10	Q	982301	19.75	L
CRF450 XRL		15	982004	4.10	Q	982303	19.75	L
CRF450 R-3,4,5,6,7,8		03-08	982004	4.10	Q	982303	19.75	L
CRF450 X-5,6,7,8,9,A,B,C,D,E,F,G		05-16	982004	4.10	Q	982303	19.75	L
CRF450 R-9,A,B,C		09-12	982004	4.10	Q	982307	19.75	L
CRF450 R-D,E,F,G		13-16	982004	4.10	Q	982363	19.95	B
CR500 R-Y,1		00-01	----			982298	19.75	L
XR500 RB,RC,RD,RE,RF		81-85	982001	3.70	Q	----		
CR500 R-K,L,M,N,P,R,S,T,V,W,X		89-99	----			982297	19.75	L
XL600 LD,LE,LF		83-85	982001	3.70	Q	982574	TBA	
XL600 RD,RE,RF		83-85	982001	3.70	Q	982574	TBA	
XL600 R	PD03	83-87	982001	3.70	Q	982574	TBA	
XL600 LM-F	PD04	85-87	982001	3.70	Q	982574	TBA	
XR600 RF,RG,RH (Air Filter - Foam Only)	PE04	85-87	982001	3.70	Q	982300	19.75	L
XR600 RJ,RK,RL,RM,RN,RP (Air Filter - Foam Only)	PE04	85-90	982001	3.70	Q	982300	19.75	L
XL600 RM-G	PD04	86-88	982001	3.70	Q	982574	TBA	
XL600 V-H,J,K,L,M,N,P,R,S,T,V,W,X,Y Transalp	PD06	87-00	982064	8.15	Q	982125	20.20	L
XR600 RR,RS,RT,RV,RW,RX,RY,R-1,R-2 (Air Filter - Foam Only)		94-02	982001	3.70	Q	982300	19.75	L
XL650 V Transalp	RD10/RD11	01-07	982064	8.15	Q	982575	TBA	
XR650 R-Y,1,2,3,4,5,6,7	RE01	00-07	982001	3.70	Q	982304	19.75	L
XRV650 Africa Twin	RD03	88-90	982064	8.15	Q	982125	20.20	L
XR650 L (Air Filter - Foam Only)		93-16	982001	3.70	Q	982300	19.75	L
XL700 V/VA-8,9,A,B,C,D Transalp	RD13	08-13	982061	8.15	Q	982576	TBA	
XRV750 Africa Twin	RD04	90-92	982064	8.15	Q	982125	20.20	L
XRV750 Africa Twin	RD07	93-02	982064	8.15	Q	982577	TBA	
HUSABERG								
TE125		12	----			982355	19.75	L
TE125		13	----			----		
FE250		13	982088	6.50	Q	982357	19.75	L
FE250		14	982087	6.30	Q	982357	19.75	L
TE250		11-12	----			982355	19.75	L
TE250		13-14	----			982357	19.75	L
TE300		11-12	----			982355	19.75	L
TE300		13-14	----			982357	19.75	L
FE350		13	982087	6.30	Q	982357	19.75	L
FE390 Enduro		10-12	982088	6.50	Q	982360	19.75	L
FC450		04-06	982032	5.75	Q	982358	19.75	L
FE450		04-08	982032	5.75	Q	982358	19.75	L
FS450		04-08	982032	5.75	Q	982358	19.75	L
FE450 Enduro		09-12	982088	6.50	Q	982360	19.75	L
FX450 Cross Country		10-11	982088	6.50	Q	982360	19.75	L
FE450 Enduro		13-14	982088	6.50	Q	982357	19.75	L
FE501		13-14	982088	6.50	Q	982357	19.75	L
FC550		04-06	982032	5.75	Q	982358	19.75	L
FE550		04-08	982032	5.75	Q	982358	19.75	L
FS550		04-08	982032	5.75	Q	982358	19.75	L
FE570 Enduro		09-12	982088	6.50	Q	982360	19.75	L
FS570 Supermoto		10-11	982088	6.50	Q	982360	19.75	L
FE650		04-08	982032	5.75	Q	982358	19.75	L
FS650		04-08	982032	5.75	Q	982358	19.75	L
All Husaberg 4-Stroke Models		00-03	982032	5.75	Q	982358	19.75	L
All Husaberg 4-Stroke Models		95-99	982032	5.75	Q	----		
HUSQVARNA								
TC85		16	----			982578	0.00	L
TC125		16	----			982579	7.70	L
TE125		16	----			982357	19.75	L
TE125 4T		11-13	982019	5.15	Q	----		
CR125		90-13	----			982359	19.75	L
WR125		90-13	----			982359	19.75	L
TC250		08	982078	9.10	Q	982359	19.75	L
TE250 Meo Replica		11	982004	4.10	Q	982359	19.75	L
TC250 R		13	982004	4.10	Q	982359	19.75	L

HIFLO AIR & OIL FILTERS CONTINUED

MODEL	NOTES	YEAR	OIL FILTER			AIR FILTER		
HUSQVARNA CONTINUED								
TE250 R		13	982004	4.10	Q	982359	19.75	L
TXC250 R		13	982004	4.10	Q	982359	19.75	L
FC250		16	982087	6.30	Q	982579	7.70	L
TC250		16	----			982357	19.75	L
TE250		16	----			982357	19.75	L
TC250		02-07	982031	6.05	Q	982359	19.75	L
TE250		02-07	982031	6.05	Q	982359	19.75	L
TE250		08-09	982078	9.10	Q	982359	19.75	L
TXC250		08-09	982078	9.10	Q	982359	19.75	L
TC250		09-15	982004	4.10	Q	982359	19.75	L
TE250		10-14	982004	4.10	Q	982359	19.75	L
TXC250		10-14	982004	4.10	Q	982359	19.75	L
FC250		14-15	982087	6.30	Q	982357	19.75	L
FE250		14-16	982087	6.30	Q	982357	19.75	L
CR250		90-11	----			982359	19.75	L
WR250		90-13	----			982359	19.75	L
TE300		16	----			982357	19.75	L
WR300		09-13	----			982359	19.75	L
TE310 R		13	982004	4.10	Q	982359	19.75	L
TE310		09-10	982078	9.10	Q	982359	19.75	L
TE310		11-14	982004	4.10	Q	982359	19.75	L
TXC310 R		11-14	982004	4.10	Q	982359	19.75	L
FC350		15	982087	6.30	Q	982357	19.75	L
FC350		16	982087	6.30	Q	982579	7.70	L
FE350 S		16	982087	6.30	Q	982357	19.75	L
FE350		14-16	982087	6.30	Q	982357	19.75	L
CR360		90-03	----			982359	19.75	L
WR360		90-03	----			982359	19.75	L
TE410 E		00	982031	6.05	Q	----		
TE410 E		01	982031	6.05	Q	----		
TE410 E		98	982031	6.05	Q	----		
TE410 E		99	982031	6.05	Q	----		
TC449		11-14	982083	5.00	Q	----		
TE449		11-14	982083	5.00	Q	----		
FC450		16	982088	6.50	Q	982579	7.70	L
FR450 Rally		16	982089	8.10	Q	----		
FS450		16	982087	6.30	Q	982579	7.70	L
TC450		02-07	982031	6.05	Q	982359	19.75	L
TE450		02-07	982031	6.05	Q	982359	19.75	L
TC450		08-10	982078	9.10	Q	982359	19.75	L
TE450		08-10	982078	9.10	Q	982359	19.75	L
TXC450		08-11	982078	9.10	Q	982359	19.75	L
FC450		14-15	982087	6.30	Q	982357	19.75	L
FE450		14-16	982088	6.50	Q	982357	19.75	L
FE501		14-16	982088	6.50	Q	982357	19.75	L
TE510		04-07	982031	6.05	Q	982359	19.75	L
TC510		05-07	982031	6.05	Q	982359	19.75	L
TXC510		08-09	982078	9.10	Q	982359	19.75	L
TC510		08-10	982078	9.10	Q	982359	19.75	L
TE510		08-10	982078	9.10	Q	982359	19.75	L
TCX510		08-11	982078	9.10	Q	982359	19.75	L
TE511		11-14	982083	5.00	Q	----		
TE610 E LT		00	982031	6.05	Q	----		
TE610 IE		06-08	982031	6.05	Q	----		
TE610 E Enduro		98-01	982031	6.05	Q	----		
TE630 IE		10	982078	9.10	Q	----		
TE630		11	982078	9.10	Q	----		
TE630		12		0	0	----		
KAWASAKI								
KX60 B2-B19		86-03	----			982317	19.75	L
KX65 A1-A5,A6F-A9F,AAF,ABF,ACF,ADF,AEF,AFF,AGF		00-16	----			982315	19.75	L
KX80 R1-R7, W1-W3, T1-T7, Y1-Y3		91-00	----			982311	19.75	L
KX85 A1-A5, B1-B5, A6F-A9F,AAF,ABF,ACF,ADF,CEF,CFF,CGF		01-16	----			982311	19.75	L

- accessories
- body
- handlebar & grips
- cables & levers
- exhaust
- engine
- fuel & intake**
- electrical & ignition
- clutch
- drive
- bearings
- brakes
- steering & suspension
- tires
- tools & shop

HIFLO AIR & OIL FILTERS CONTINUED

MODEL	NOTES	YEAR	OIL FILTER	AIR FILTER
KAWASAKI CONTINUED				
KX100 B5-B7, C1-C3, D1-D5, D6F-D9F, DBF, DCF, DDF, FEF, FFF, FGF		95-16	----	982311 19.75 L
KLX110 A1-A5, A6F-A9F, CAF-CGF, DAF-DGF		02-16	982001 3.70 Q	----
KX125 L4, M1-M3		02-06	----	982313 19.75 L
KLX125 L B1, B2, B6F		03-06	982011 4.00 Q	----
KLX125 DAF, DBF, DDF D-Tracker		10-14	982001 3.70 Q	----
KLX125 CAF, CBF, CDF		10-15	982001 3.70 Q	----
KX125 E2, F1, G1		87-89	----	982318 19.75 L
KX125 H1-H2		90-91	----	982310 19.75 L
KDX125 A1-A2, B1-B2		90-94	----	982362 0.00 L
KX125 J1, J2		92-93	----	982319 19.75 L
KX125 K1-K3		94-96	----	982310 19.75 L
KX125 K4-K5, L1-L3		97-01	----	982312 19.75 L
KLX140 A8F, A9F, AAF, ABF, ACF, ADF, AEF, AFF, AGF		08-16	982001 3.70 Q	----
KLX140L B8F, B9F, BAF, BBF, BCF, BDF, BEF, BFF, BGF		08-16	982001 3.70 Q	----
KLX150L EEF		14-15	982001 3.70 Q	----
KDX200 E1-E6, H1-H11, H6F		89-06	----	982320 19.75 L
KDX220 A4-A11		97-04	----	982320 19.75 L
KL250 G9F Super Sherpa		09	982001 3.70 Q	----
KX250 L4, M1-M3, R6F, R7F		02-07	----	982313 19.75 L
KX250 F-N1, N2		04-05	982063 5.00 Q	982314 19.75 L
KLX250 S H6F, H7F		06-07	982001 3.70 Q	982318 19.75 L
KX250 F-T6F, T7F, T8F, W9F, XAFB, YBF, YCF		06-12	982063 5.00 Q	982316 19.75 L
KLX250 SF W9F, WAF		09-10	982001 3.70 Q	982318 19.75 L
KLX250 S T9F, TAF, TBF, TCF, TDF, TEF		09-14	982001 3.70 Q	982318 19.75 L
KLX250 S9F, SAF, SBF, SCF, SDF, SEF, SFF		09-15	982001 3.70 Q	----
KL250 G4-G7 Super Sherpa		00-03	982001 3.70 Q	----
KX250 F-ZDF, ZEF, ZFF, ZGF		13-16	982063 5.00 Q	982316 19.75 L
KL250 A1, A1A, A2, A3, A4		77-81	982005 4.15 Q	----
KL250 C, C2, L1		82-83	982005 4.15 Q	----
KL250 D2-D22 (KLR250)		84-05	982005 4.15 Q	982321 19.75 L
KX250 E1, F1, G1		87-89	----	982318 19.75 L
KX250 H1-H2		90-91	----	982310 19.75 L
KLX250		90-92	982001 3.70 Q	982318 19.75 L
KDX250 D1-D4		91-94	0 0	982322 19.75 L
KLX250 R (LX250E)		91-97	982001 3.70 Q	----
KX250 J1-J2		92-93	----	982319 19.75 L
KLX250 D2-D4 (KLX250 R)		93-96	982001 3.70 Q	982322 19.75 L
KX250 K1-K3		94-96	----	982310 19.75 L
KX250 K4-K5, L1-L3		97-01	----	982312 19.75 L
KLX300 A1-A10, A6F, A7F (KLX300R)		96-07	982001 3.70 Q	982318 19.75 L
KLX400 R		03	982018 4.25 Q	----
KLX400 SR		03	982018 4.25 Q	----
KX450 F-HGF		16	982063 5.00 Q	982581 7.70 L
KX450 F-D6F, D7F, D8F, E9F, EAF, EBF, FCF, FDF, FEF, FFF		06-15	982001 3.70 Q	982316 19.75 L
KLX450 R A8F, A9F, AAF, ABF, ACF, ADF, AEF		08-14	982001 3.70 Q	----
KX500 C1, D1, E1-E16		87-03	----	982318 19.75 L
KL600 A1, B1-B4 (KLR600)		84-90	982005 4.15 Q	----
KL650 A1-A19, A6F, A7F, E8F, E9F, EAF, EBF, ECF, EDF, EEF, EFF, EGF (KLR650)		87-16	982005 4.15 Q	982323 19.75 L
KL650 B1, B2, B3 Tengai (KLR650)		89-92	982005 4.15 Q	982323 19.75 L
KLX650 R		93-01	982005 4.15 Q	----
KLX650 A1-A3, D1 (KLX650 R)		93-96	982005 4.15 Q	982318 19.75 L
KLX650 C1-C5		93-97	982005 4.15 Q	982323 19.75 L
KL650 C1-C9 (KLR650)		95-03	982005 4.15 Q	982323 19.75 L
KTM				
65 XC		08-09	----	982353 19.75 L
65 SX		97-16	----	982353 19.75 L
85 SX		04	----	982351 19.75 L
85 SX		05-12	----	982352 19.75 L
105 SX / XC		07-11	----	982352 19.75 L
85 XC		08-10	----	982352 19.75 L
85 SX		13-16	----	982357 19.75 L
125 SXS		07	----	982355 19.75 L

HIFLO AIR & OIL FILTERS CONTINUED

MODEL	NOTES	YEAR	OIL FILTER		AIR FILTER	
KTM CONTINUED						
125 EXC Factory Edition		10	----		982355	19.75 L
125 SX		16	----		982579	7.70 L
125 EXC Six Days		03-05	----		982352	19.75 L
125 EXC		04-06	----		982352	19.75 L
125 SX		04-06	----		982352	19.75 L
125 SXS		04-06	----		982352	19.75 L
125 SX		07-10	----		982355	19.75 L
125 EXC		07-11	----		982355	19.75 L
125 EXC Six Days		10-11	----		982355	19.75 L
125 SX		11-15	----		982357	19.75 L
125 EXC		12-16	----		982357	19.75 L
125 EXC Six Days		12-16	----		982357	19.75 L
125 EXE		00-01	----		982351	19.75 L
125 RC		14-15	982032	5.75 Q	982582	0.00 L
125 EXC		98-03	----		982351	19.75 L
125 MXC		98-03	----		982351	19.75 L
125 SX		98-03	----		982351	19.75 L
125 SXS		99-03	----		982351	19.75 L
144 SX		07-08	----		982355	19.75 L
150 XC		10	----		982355	19.75 L
150 SX		16	----		982579	7.70 L
150 SX		09-10	----		982355	19.75 L
150 SX		11-15	----		982357	19.75 L
150 XC		11-15	----		982357	19.75 L
200 EXC Factory Edition		10	----		982355	19.75 L
200 EXC		04-07	----		982352	19.75 L
200 XC / XC-W		06-07	----		982352	19.75 L
200 EXC		08-11	----		982355	19.75 L
200 XC / XC-W		08-11	----		982355	19.75 L
200 EXC		12-16	----		982357	19.75 L
200 XC-W		12-16	----		982357	19.75 L
200 RC		14-16	982032	5.75 Q	982582	0.00 L
200 EXC		98-03	----		982351	19.75 L
200 MXC		98-03	----		982351	19.75 L
200 SX		98-04	----		982351	19.75 L
250 EXC Racing	1st Filter	03	982032	5.75 Q	982351	19.75 L
250 EXC Racing	2nd Filter	03	982034	5.75 Q	982351	19.75 L
250 EXC-F		07	982088	6.50 Q	982352	19.75 L
250 SXS		07	----		982355	19.75 L
250 SXS-F		07	----		982355	19.75 L
250 XC-F / XCF-W		07	982088	6.50 Q	982352	19.75 L
250 XC-F / XCF-W		08	982088	6.50 Q	982355	19.75 L
250 XCF-W Six Days		11	982088	6.50 Q	982355	19.75 L
250 EXC-F		12	982088	6.50 Q	982357	19.75 L
250 EXC-F Six Days		12	982088	6.50 Q	982357	19.75 L
250 SX-F		16	982087	6.30 Q	982579	7.70 L
250 XC-F		16	982087	6.30 Q	982579	7.70 L
250 EXC Racing	1st Filter	04-06	982032	5.75 Q	982352	19.75 L
250 EXC Racing	2nd Filter	04-06	982034	5.75 Q	982352	19.75 L
250 SX		04-06	----		982352	19.75 L
250 SXS		04-06	----		982352	19.75 L
250 EXC		04-07	----		982352	19.75 L
250 EXC Six Days		04-07	----		982352	19.75 L
250 SX-F		05-07	982088	6.50 Q	982352	19.75 L
250 XC		06-07	----		982352	19.75 L
250 XC-W		06-07	----		982352	19.75 L
250 SX		07-10	----		982355	19.75 L
250 SX-F		08-10	982088	6.50 Q	982355	19.75 L
250 XC		08-10	----		982355	19.75 L
250 EXC		08-11	----		982355	19.75 L
250 EXC Six Days		08-11	----		982355	19.75 L
250 EXC-F		08-11	982088	6.50 Q	982355	19.75 L
250 XC-W		08-11	----		982355	19.75 L
250 XC-F / XCF-W		09-10	982088	6.50 Q	982355	19.75 L
250 EXC-F		10-11	982088	6.50 Q	982355	19.75 L
250 SX-F		11-12	982088	6.50 Q	982357	19.75 L

- accessories
- body
- handlebar & grips
- cables & levers
- exhaust
- engine
- fuel & intake**
- electrical & ignition
- clutch
- drive
- bearings
- brakes
- steering & suspension
- tires
- tools & shop

FUEL & INTAKE

HIFLO AIR & OIL FILTERS CONTINUED

MODEL	NOTES	YEAR	OIL FILTER	AIR FILTER
KTM CONTINUED				
250 XC-F / XCF-W		11-12	982088 6.50 Q	982357 19.75 L
250 SX		11-16	----	982357 19.75 L
250 XC		11-16	----	982357 19.75 L
250 EXC		12-16	----	982357 19.75 L
250 EXC Six Days		12-16	----	982357 19.75 L
250 XC-W		12-16	----	982357 19.75 L
250 SX-F		13-15	982087 6.30 Q	982357 19.75 L
250 XC-F / XCF-W		13-15	982087 6.30 Q	982357 19.75 L
250 EXC-F		13-16	982087 6.30 Q	982357 19.75 L
250 EXC-F Six Days		13-16	982087 6.30 Q	982357 19.75 L
250 Freeride R (2-Stroke)		15-16	----	----
250 EXC		98-03	----	982351 19.75 L
250 EXC Six Days		98-03	----	982351 19.75 L
250 SX		98-03	----	982351 19.75 L
250 SXS		98-03	----	982351 19.75 L
250 EGS		98-99	----	982351 19.75 L
250 MXC		99-03	----	982351 19.75 L
300 XC-W		11	----	982355 19.75 L
300 EXC-F		15	982087 6.30 Q	982357 19.75 L
300 XC-W Six Days		16	----	982357 19.75 L
300 MXC		04-05	----	982352 19.75 L
300 EXC		04-07	----	982352 19.75 L
300 XC / XC-W		06-07	----	982352 19.75 L
300 XC / XC-W		08-10	----	982355 19.75 L
300 EXC		08-11	----	982355 19.75 L
300 EXC Six Days		10-11	----	982355 19.75 L
300 XC		11-16	----	982357 19.75 L
300 EXC		12-16	----	982357 19.75 L
300 EXC Six Days		12-16	----	982357 19.75 L
300 XC-W		12-16	----	982357 19.75 L
300 EGS		94-97	----	982354 19.75 L
300 EXC		94-97	----	982354 19.75 L
300 MXC		94-97	----	982354 19.75 L
300 SX		94-97	----	982354 19.75 L
300 SX		98-02	----	982351 19.75 L
300 EXC		98-03	----	982351 19.75 L
300 MXC		98-03	----	982351 19.75 L
300 EGS		98-99	----	982351 19.75 L
350 SX-F		16	982087 6.30 Q	982579 7.70 L
350 XCF-W Six Days		16	982087 6.30 Q	982357 19.75 L
350 SX-F		11-15	982087 6.30 Q	982357 19.75 L
350 XC-F		12-13	982087 6.30 Q	982357 19.75 L
350 EXC-F Six Days		12-15	982087 6.30 Q	982357 19.75 L
350 EXC-F		12-16	982087 6.30 Q	982357 19.75 L
350 Freeride		12-16	982087 6.30 Q	----
350 XCF-W		12-16	982087 6.30 Q	982357 19.75 L
350 LC-4		93-99	----	982350 19.75 L
360 EGS		96-97	----	982354 19.75 L
360 EXC		96-97	----	982354 19.75 L
360 MX		96-97	----	982354 19.75 L
360 MXC		96-97	----	982354 19.75 L
380 SXS		99	----	982351 19.75 L
380 EXC		98-02	----	982351 19.75 L
380 MXC		98-02	----	982351 19.75 L
380 SX		98-02	----	982351 19.75 L
380 EGS		98-99	----	982351 19.75 L
390 Duke		13-16	982032 5.75 Q	982582 0.00 L
390 RC		14-16	982032 5.75 Q	982582 0.00 L
400 LC-4		00	----	982351 19.75 L
400 XC-W	1st Filter	07	982032 5.75 Q	982352 19.75 L
400 XC-W	2nd Filter	07	982034 5.75 Q	982352 19.75 L
400 LC-4 (1 Hole Air Filter)		01-03	----	982351 19.75 L
400 LC-4 (3 Hole Air Filter)		01-04	----	982352 19.75 L
400 EXC Racing (1 Hole Air Filter)	1st Filter	04-05	982032 5.75 Q	982351 19.75 L
400 EXC Racing (1 Hole Air Filter)	2nd Filter	04-05	982034 5.75 Q	982351 19.75 L

HIFLO AIR & OIL FILTERS CONTINUED

MODEL	NOTES	YEAR	OIL FILTER			AIR FILTER		
KTM CONTINUED								
400 EXC Racing (3 Hole Air Filter)	1st Filter	04-05	982032	5.75	Q	982352	19.75	L
400 EXC Racing (3 Hole Air Filter)	2nd Filter	04-05	982034	5.75	Q	982352	19.75	L
400 SX / MXC / EXC (1 Hole Air Filter)	1st Filter	04-05	982032	5.75	Q	982351	19.75	L
400 SX / MXC / EXC (1 Hole Air Filter)	2nd Filter	04-05	982034	5.75	Q	982351	19.75	L
400 SX / MXC / EXC (3 Hole Air Filter)	1st Filter	04-05	982032	5.75	Q	982352	19.75	L
400 SX / MXC / EXC (3 Hole Air Filter)	2nd Filter	04-05	982034	5.75	Q	982352	19.75	L
400 EXC	1st Filter	06-07	982032	5.75	Q	982352	19.75	L
400 EXC	2nd Filter	06-07	982034	5.75	Q	982352	19.75	L
400 XC-W		08-10	982087	6.30	Q	982355	19.75	L
400 EXC		08-11	982087	6.30	Q	982355	19.75	L
400 LC-4		93-99	----			982350	19.75	L
400 LC-4 Duke		97-04	----			982353	19.75	L
400 EGS	1st Filter		982032	5.75	Q	----		
400 EGS	2nd Filter		982033	9.15	Q	----		
400 EXE / EXE Super Competition	1st Filter		982032	5.75	Q	----		
450 EXC	1st Filter	07	982032	5.75	Q	982352	19.75	L
450 EXC	2nd Filter	07	982034	5.75	Q	982352	19.75	L
450 SXS-F		07	----			982355	19.75	L
450 XC / XC-W	1st Filter	07	982032	5.75	Q	982352	19.75	L
450 XC / XC-W	2nd Filter	07	982034	5.75	Q	982352	19.75	L
450 EXC-R		08	982087	6.30	Q	982355	19.75	L
450 XC	1st Filter	08	982032	5.75	Q	982355	19.75	L
450 XC	2nd Filter	08	982034	5.75	Q	982355	19.75	L
450 SX-F		16	982087	6.30	Q	982579	7.70	L
450 XC-F		16	982087	6.30	Q	982579	7.70	L
450 SX / EXC / MXC	2nd Filter	03-06	982034	5.75	Q	982352	19.75	L
450 SX / EXC / MXC	1st Filter	03-06	982032	5.75	Q	982352	19.75	L
450 SX-F		07-10	982087	6.30	Q	982355	19.75	L
505 SX-F		08-09	982087	6.30	Q	982355	19.75	L
505 XC-F		08-09	982087	6.30	Q	982355	19.75	L
450 XC-F / XC-WR		08-10	982087	6.30	Q	982355	19.75	L
450 EXC		09-11	982087	6.30	Q	982355	19.75	L
450 EXC Six Days		10-11	982087	6.30	Q	982355	19.75	L
450 XC-W		10-11	982087	6.30	Q	982355	19.75	L
450 XC-W Six Days		10-11	982087	6.30	Q	982355	19.75	L
450 SX-F		11-12	982087	6.30	Q	982357	19.75	L
450 Rally Factory Replica		11-16	982089	8.10	Q	----		
450 EXC		12-16	982088	6.50	Q	982357	19.75	L
450 EXC Six Days		12-16	982088	6.50	Q	982357	19.75	L
450 XC-W		12-16	982088	6.50	Q	982357	19.75	L
450 SX-F		13-15	982088	6.50	Q	982357	19.75	L
450 XC-F		13-15	982088	6.50	Q	982357	19.75	L
500 EXC		12-16	982088	6.50	Q	982357	19.75	L
500 EXC Six Days		12-16	982088	6.50	Q	982357	19.75	L
500 XC-W		12-16	982088	6.50	Q	982357	19.75	L
520 SX / MXC / EXC	1st Filter	00	982032	5.75	Q	982351	19.75	L
520 SX / MXC / EXC	2nd Filter	00	982034	5.75	Q	982351	19.75	L
520 SX / MXC / EXC	1st Filter	99	982032	5.75	Q	----		
520 SX / MXC / EXC	2nd Filter	99	982034	5.75	Q	----		
520 SX / MXC / EXC (1 Hole Air Filter)	1st Filter	01-02	982032	5.75	Q	982351	19.75	L
520 SX / MXC / EXC (1 Hole Air Filter)	2nd Filter	01-02	982034	5.75	Q	982351	19.75	L
520 SX / MXC / EXC (3 Hole Air Filter)	1st Filter	01-02	982032	5.75	Q	982352	19.75	L
520 SX / MXC / EXC (3 Hole Air Filter)	2nd Filter	01-02	982034	5.75	Q	982352	19.75	L
525 SX / MXC / EXC (1 Hole Air Filter)	1st Filter	03	982032	5.75	Q	982351	19.75	L
525 SX / MXC / EXC (1 Hole Air Filter)	2nd Filter	03	982034	5.75	Q	982351	19.75	L
525 SX / MXC / EXC / XC / XC-W (3 Hole Air Filter)	1st Filter	03-07	982032	5.75	Q	982352	19.75	L
525 SX / MXC / EXC / XC / XC-W (3 Hole Air Filter)	2nd Filter	03-07	982034	5.75	Q	982352	19.75	L
530 EXC Factory Edition		10	982087	6.30	Q	982355	19.75	L
530 XC-W		10	982087	6.30	Q	982355	19.75	L
530 EXC-R		08-09	982087	6.30	Q	982355	19.75	L
530 XC-RW		08-09	982087	6.30	Q	982355	19.75	L
530 EXC Six Days		09-11	982087	6.30	Q	982355	19.75	L
530 EXC		10-11	982087	6.30	Q	982355	19.75	L
530 XC-W Six Days		10-11	982087	6.30	Q	982355	19.75	L
540 SXS	1st Filter		982032	5.75	Q	----		

- accessories
- body
- handlebar & grips
- cables & levers
- exhaust
- engine
- fuel & intake**
- electrical & ignition
- clutch
- drive
- bearings
- brakes
- steering & suspension
- tires
- tools & shop

FUEL & INTAKE

HIFLO AIR & OIL FILTERS CONTINUED

MODEL	NOTES	YEAR	OIL FILTER	AIR FILTER
KTM CONTINUED				
540 SXS	2nd Filter		982034 5.75 Q	----
600 LC-4		93-99	----	982350 19.75 L
620 LC-4		94-99	----	982350 19.75 L
620 LC-4 Duke		97-06	----	982353 19.75 L
620 EGS	1st Filter		982032 5.75 Q	----
620 EGS	2nd Filter		982033 9.15 Q	----
620 EXE	1st Filter		982032 5.75 Q	----
620 EXE Super Competition	1st Filter		982032 5.75 Q	----
620 LSK	1st Filter		982032 5.75 Q	----
620 LSK	2nd Filter		982033 9.15 Q	----
625 SXC	1st Filter	05	982032 5.75 Q	----
625 SXC	2nd Filter	05	982033 9.15 Q	----
625 SXC	1st Filter	03-04	982032 5.75 Q	----
625 SXC	2nd Filter	03-04	982034 5.75 Q	----
625 SMC	1st Filter	04-05	982032 5.75 Q	----
625 SMC	2nd Filter	04-05	982033 9.15 Q	----
640 Duke	1st Filter	99-06	982032 5.75 Q	982353 19.75 L
640 Duke	2nd Filter	99-06	982033 9.15 Q	982353 19.75 L
640 LC4	1st Filter		982032 5.75 Q	----
640 LC4	2nd Filter		982033 9.15 Q	----
690 Enduro R		14	----	----
690 Enduro	1st Filter	08-11	982032 5.75 Q	----
690 Enduro	2nd Filter	08-11	982034 5.75 Q	----
690 Enduro R	1st Filter	09-11	982032 5.75 Q	----
690 Enduro R	2nd Filter	09-11	982034 5.75 Q	----
690 Enduro R	1st Filter	12-13	982086 5.75 Q	----
690 Enduro R	2nd Filter	12-13	982032 5.75 Q	----
SUZUKI				
RM80 X-G,H,J,K,L,M,N,P,R,S,T,V,W,X,Y,K1		86-01	----	982326 19.75 L
RM85 L K2,K3,K4,K5,K6,K7,K8,K9,L0,L1,L2,L3,L4,L5 (Big Wheel)		02-15	----	982326 19.75 L
RM85 K2,K3,K4,K5,K6,K7,K8,K9,L0,L1,L2,L3,L4,L5,L6		02-16	----	982326 19.75 L
DR100 D,E,F,G,H,J,K,L		83-90	982010 3.80 Q	----
DR-Z110 K3,K4,K5		03-05	982001 3.70 Q	----
DR125 SJ		97	982011 4.00 Q	----
RM125 K2,K3		02-03	----	982328 19.75 L
RV125 K3,K4,K5,K6 Van Van		03-06	982011 4.00 Q	----
DR-Z125 K3-K9,L0-L6		03-16	982011 4.00 Q	982331 19.75 L
DR-Z125 L K3-K9,L0-L6		03-16	982011 4.00 Q	982331 19.75 L
RM125 K4,K5,K6,K7,K8,K9,L0,L1,L2		04-12	----	982329 19.75 L
DR125 SM		07-09	982010 3.80 Q	----
RV125 K7,K8,K9,L0-L6 Van Van		07-16	982011 4.00 Q	----
DR125 S	SF42A	80-85	982010 3.80 Q	----
SP125 Z,D		82-83	982010 3.80 Q	----
DR125 SE Raider	SF44A	85-96	982011 4.00 Q	----
SP125 G,H,J		86-88	982011 4.00 Q	----
RM125 P,R,S		93-95	----	982334 19.75 L
RM125 T,V,W,X,Y,K1		96-01	----	982327 19.75 L
DR125 SE,X,Y		98-00	982011 4.00 Q	----
DR200 S-L5,L6		15-16	982011 4.00 Q	----
DR200 S- G,H,J,K,L,M		86-91	982011 4.00 Q	----
DR200 SE-T,V,W,X,Y,K1,K2,K3,K4,K5,K6,K7,K8,K9,L0-L4		96-14	982011 4.00 Q	----
RM250 K2		02	----	982328 19.75 L
DR-Z250 K1,K2,K3,K4,K5,K6,K7		01-07	982014 4.95 Q	982332 19.75 L
RM250 K3,K4,K5,K6,K7,K8,K9,L0,L1,L2		03-12	----	982329 19.75 L
RM-Z250 K4,K5,K6		04-06	982063 5.00 Q	982314 19.75 L
RM-Z250 K7,K8,K9,L0,L1,L2,L3,L4,L5,L6		07-16	982063 5.00 Q	982329 19.75 L
SP250 Z,D,F		82-85	982014 4.95 Q	----
DR250 S-Z,E,F,G,H,J	SJ41A	82-88	982014 4.95 Q	----
RMX250		89-98	----	982333 19.75 L
DR250 L,M,N,P Off Road		90-93	982014 4.95 Q	982335 19.75 L
DR250 S-L,M,N,P,ER,ES,ET		90-96	982014 4.95 Q	982335 19.75 L
RM250 P,R,S		93-95	----	982334 19.75 L
DR250 SE-P,R,S,T,V Off Road		93-99	982014 4.95 Q	982335 19.75 L

HIFLO AIR & OIL FILTERS CONTINUED

MODEL	NOTES	YEAR	OIL FILTER	AIR FILTER
SUZUKI CONTINUED				
RM250 T,V,W,X,Y,K1		96-01	----	982327 19.75 L
DR350 SL,SM,SN,SP	SK42B	90-93	982014 4.95 Q	982335 19.75 L
DR350 L,M,N,P,R,S,T,V		90-98	982014 4.95 Q	982335 19.75 L
DR350 L,M,N,P,R,S,T,V Off Road		90-98	982014 4.95 Q	982335 19.75 L
DR350 SE-R,S,T,V,W,X,Y		94-00	982014 4.95 Q	982335 19.75 L
DR-Z400 SM		05-16	982018 4.25 Q	982330 19.75 L
DR-Z400 E		00-07	982018 4.25 Q	982330 19.75 L
DR-Z400 S		00-16	982018 4.25 Q	982330 19.75 L
RM-Z450 K5,K6,K7,K8,K9,L0,L1,L2,L3,L4,L5,L6		05-16	982063 5.00 Q	982329 19.75 L
RMX450 Z L0,L1,L2,L3		10-13	982063 5.00 Q	982336 19.75 L
DR500 SX,SZ,X,Z,D		81-83	982015 4.95 Q	----
SP500 X,Z,D		81-83	982015 4.95 Q	----
DR500 Z,D Off Road		83-84	982015 4.95 Q	----
DR600 RSE-M		91	982015 4.95 Q	----
DR600 S-SU,R,RU,F,G,H,J	SN41A	85-89	982015 4.95 Q	----
DR600 R-L,UL,M,UM		90-91	982015 4.95 Q	----
DR650 S-L5,L6		15-16	982015 4.95 Q	----
DR650 RSE-L,M,N,P,R,S,T	SP43,44B	90-96	982015 4.95 Q	----
DS650 SN,SP		92-93	982015 4.95 Q	----
DR650 SE-V,W,X,Y,K-K9,L0-L4		97-14	982015 4.95 Q	----
TM RACING				
250 4T		07	982021 7.80 Q	----
250 4T		08-15	982020 5.00 Q	----
450 4T		07-10	982021 7.80 Q	----
450 4T		11-15	982020 5.00 Q	----
530 4T		07-15	982020 5.00 Q	----
660 4T		08-09	982021 7.80 Q	----
YAMAHA				
YZ80 E,F,G,H,J,K,L,M,N		93-01	----	982344 19.75 L
YZ85 P,R,S,T,V,W,X,Y,Z,A,B,D,E,F,G		02-16	----	982340 19.75 L
DT125 RE	1D01/2/3/4	04-07	----	982361 0.00 L
DT125 X	2C81/2	04-07	----	982361 0.00 L
WR125 R	22B1,22B3	09-16	982020 5.00 Q	982236 17.35 L
WR125 X	22B2,22B4	09-16	982020 5.00 Q	982236 17.35 L
TT-R125 E	39C5	10-12	----	982343 19.75 L
TT-R125 L LE,LW,LWE	19C,2PT	10-16	----	982343 19.75 L
TT-R125	59B1	00-10	----	982343 19.75 L
XT125		82-86	982022 7.80 Q	----
XT125	2YE	88-90	982022 7.80 Q	----
DT125 R	4BL	91-03	----	982361 0.00 L
XT125	2YU	91-96	982022 7.80 Q	----
YZ125 J,K,L,M,N,P,R,S,T,V,W,X,Y,Z,A1,B,D,E2,F2,G2		97-16	----	982339 19.75 L
TW125	5EK,5RS	99-04	982022 7.80 Q	982235 6.35 L
TW200 S,SC,T,TC,V,VC,W,WC,X,XC,Y,YC,Z,ZC,A1,B1,D1,E1,F1,G1		04-16	982022 7.80 Q	982235 6.35 L
XT200 J,K,KC		82-83	982022 7.80 Q	----
BW200 N,S,ES,ET,EU		85-88	982022 7.80 Q	----
TW200 T,U,W,A,B,D,E,F		87-94	982022 7.80 Q	982235 6.35 L
TW200 H,HC,J,JC,N,NC,P,PC,R,RC Trailway		96-03	982022 7.80 Q	982235 6.35 L
XT200	47J		982022 7.80 Q	----
XT225 N,P,R,S,T,V,W		01-07	982022 7.80 Q	----
TT-R225		00-04	982022 7.80 Q	----
TT225 S,T		86-87	982022 7.80 Q	----
XT225 D,E,F,G,H,J,K,L,M Serow		92-00	982022 7.80 Q	----
TT-R230	1C6J	05-16	982022 7.80 Q	982343 19.75 L
XT250 X,XC		08	982020 5.00 Q	----
YZ250 F-GY 60th Anniversary Edition		16	982019 5.15 Q	982550 19.74 L
XT250 L,LC		84	982022 7.80 Q	----
WR250 F-N,P		01-02	982021 7.80 Q	982339 19.75 L
YZ250 F-N,P		01-02	982021 7.80 Q	982339 19.75 L
WR250 F-R,S,T,V,W,X		03-08	982020 5.00 Q	982341 19.75 L
YZ250 F-R,S,T,V,W,X		03-08	982020 5.00 Q	982339 19.75 L
YZ250 F-Y,Z,A,B,D		09-13	982019 5.15 Q	982339 19.75 L
WR250 F-Y,Z,A,B,D,E	5UM,1HB,1HC	09-14	982019 5.15 Q	982341 19.75 L
WR250 X-Y,Z,A,B,D,E,F	32D2/6/C	09-15	982019 5.15 Q	982345 19.75 L

- accessories
- body
- handlebar & grips
- cables & levers
- exhaust
- engine
- fuel & intake**
- electrical & ignition
- clutch
- drive
- bearings
- brakes
- steering & suspension
- tires
- tools & shop

HIFLO AIR & OIL FILTERS CONTINUED

MODEL	NOTES	YEAR	OIL FILTER			AIR FILTER		
YAMAHA CONTINUED								
WR250 R-Y,Z,A,B,D,E,F,G	32D1/5/B	09-16	982019	5.15	Q	982345	19.75	L
XT250 Y,YC,Z,ZC,A,AC,B,BC,D,DC,E,EC,F,FC,G,GC		09-16	982019	5.15	Q	----		
TT-R250		00-06	982021	7.80	Q	982345	19.75	L
YZ250 F-E,F,G		14-16	982019	5.15	Q	982550	19.74	L
WR250 F-F,G	3GB	15-16	982019	5.15	Q	982550	19.74	L
YZ250 FX		15-16	982019	5.15	Q	982550	19.74	L
TT250 G,H,J		80-82	982024	4.95	Q	----		
XT250 G,H,J,K,W,A,B		80-92	982024	4.95	Q	----		
XT250 TL	30X	83-84	982024	4.95	Q	----		
XT250 TN,TS,TT	48Y	85-87	982024	4.95	Q	----		
YZ250 J,K,L,M,N,P,R,S,T,V,W,X,Y,Z,A1,B,D,E2,F2,G2		97-16	----			982339	19.75	L
XT250	3Y3		982024	4.95	Q	----		
XT250 T	48Y		982022	7.80	Q	----		
BW350 T		87	982024	4.95	Q	----		
BW350 U	2JN	88	982022	7.80	Q	----		
XT350	55V,3YT	85-89	982022	7.80	Q	982346	19.75	L
TT350 S,T,W		86-89	982022	7.80	Q	982346	19.75	L
XT350	55V,3YT	90-01	982022	7.80	Q	----		
TT350 A,B		90-92	982022	7.80	Q	----		
XT400		81-82	982024	4.95	Q	----		
XT400 4 Valve		83-84	982024	4.95	Q	----		
YZ400 F-K,L		98-99	982021	7.80	Q	982339	19.75	L
WR400 F		99-01	982021	7.80	Q	982339	19.75	L
WR426 F		01-02	982021	7.80	Q	982339	19.75	L
YZ426 F		00-02	982021	7.80	Q	982339	19.75	L
YZ450 F-Y	34P	09	982019	5.15	Q	982339	19.75	L
YZ450 F-G 60th Anniversary Edition		16	982019	5.15	Q	982550	19.74	L
WR450 F-R,S,T,V		03-06	982020	5.00	Q	982341	19.75	L
YZ450 F-R,S,T,V,W,X		03-08	982020	5.00	Q	982339	19.75	L
WR450 F-W,X		07-08	982020	5.00	Q	982341	19.75	L
WR450 F-Y,Z,A,B,D,E,F,G	5TJ,1HB,1DX	09-16	982019	5.15	Q	982341	19.75	L
YZ450 F-Z,A,B,D	33D	10-13	982019	5.15	Q	982347	19.75	L
YZ450 F-E,F,G	1SL	14-16	982019	5.15	Q	982550	19.74	L
XT500		76-85	982024	4.95	Q	----		
TT500 D,E,F,G		77-80	982024	4.95	Q	----		
XT550 J,K	5Y3	82-83	982024	4.95	Q	----		
TT600 RE	1D2,5CH,5VK	04	982024	4.95	Q	----		
TT600 S,E		97	982022	7.80	Q	----		
XT600 Z Tenere	34L,55W	83-85	982024	4.95	Q	----		
TT600 L,N,S,T,A,B,D		83-92	982024	4.95	Q	----		
XT600 N,H	43F,2NF,2KF	84-90	982024	4.95	Q	----		
XT600 Z Tenere	1VJ,3AJ	86-91	982024	4.95	Q	----		
XT600 E	3UW,3TB	91-95	982024	4.95	Q	982255	12.20	L
XT600 KN,KH	3UW,3TB	91-95	982024	4.95	Q	982255	12.20	L
XT600 E	3TB,DJ021	96-03	982024	4.95	Q	----		
TT600 E		99-00	982022	7.80	Q	----		
TT600 R		99-03	982022	7.80	Q	----		
XT660 R	5VK	04-16	982024	4.95	Q	982554	15.34	L

AIR FILTERS



OIL FILTERS

ProX Air Filters are high quality filters manufactured from the finest materials only. Premium dual stage bonded foam is used to filter out even the smallest dirt particles and at the same time offers optimal airflow.

ProX Racing Parts Oil Filters are high quality filters manufactured from the finest materials only. To reach the high level of quality and consistency, the raw materials are supplied by a selected group of leading manufacturers in the industry.



PRO X AIR AND OIL FILTERS

MODEL	YEAR	AIR FILTER		OIL FILTER #1		OIL FILTER #2	
BETA							
RR 250 ENDURO 2T	13-15	113510	21.95 G	---		---	
RR 250 ENDURO	05-07	113508	21.95 G	114671	6.56 G	114672	5.92 G
RR 300 ENDURO 2T	13-16	113510	21.95 G	---		---	
XTRAINER 300	15-16	113510	21.95 G	---		---	
RR 350 ENDURO	11-12	113508	21.95 G	114673	8.75 G	---	
RR 350 ENDURO	13-16	113510	21.95 G	---		---	
	15-16	113510	21.95 G		\$0.01 0	---	
	11-15	---	---	114673	8.75 G	---	
RR 390 ENDURO	13-16	113510	21.95 G	---		---	
	15-16	113510	21.95 G	---		---	
RR 400 ENDURO	05-12	113508	21.95 G	---		---	
RR 400 ENDURO	05-09	---	---	114671	6.56 G	114672	5.92 G
	05-12	113508	21.95 G	---		---	
RR 400 ENDURO	13-14	113510	21.95 G	---		---	
	10-14	---	---	114673	8.75 G	---	
	13-14	113510	21.95 G	---		---	
	15-16	113510	21.95 G	---		---	
RR 430 ENDURO	15-16	113510	21.95 G	---		---	
RR 450 ENDURO	05-12	113508	21.95 G	---		---	
RR 450 ENDURO	05-09	---	---	114671	G	1145672	
	05-12	113508	21.95 G	---		---	
	13-14	113510	21.95 G	---		---	
RR 480 ENDURO	10-14	---	---	114673	8.75 G	---	
	15-16	113510	21.95 G	---		---	
RR 498 ENDURO	12	113508	21.95 G	---		---	
	13-14	113510	21.95 G	---		---	
	12-14	---	---	114673	8.75 G	---	
RR 520 ENDURO	10-11	113508	21.95 G	114673	8.75 G	---	
RR 525 ENDURO							
	05-09	113508	21.95 G	114671	6.56 G	114672	5.92 G
GAS GAS							
MC / EC 125	92-11	112910	21.95 G	---		---	
MC / EC 250	92-06	112910	21.95 G	---		---	
	07-15	112912	21.95 G	---		---	
EC 250 F	10-15	112912	21.95 G	114674	5.92 G	---	
EC 300	92-06	112910	21.95 G	---		---	
	07-15	112912	21.95 G	---		---	
EC 300 F	13-15	112912	21.95 G	14674		---	
EC 450	03-06	112910	21.95 G	114675	3.96 G	---	
EC 450 F	13-15	112912	21.95 G	114674	5.92 G	---	
SM 450	03-09	---	---	114675	3.96 G	---	
HONDA							
XR 80 R	88-03	114660	16.68 G	---		---	
CRF 80 F	04-13	114660	16.68 G	---		---	
CR 80 (79cc)	86-02	112869	21.95 G	---		---	
CR 80 (82cc)	86-02	112869	21.95 G	---		---	
CR 85	03-07	112869	21.95 G	---		---	
XR 100 R	88-03	114660	16.68 G	---		---	
CRF 100 F	04-13	114660	16.68 G	---		---	
CR 125	89-01	112871	21.95 G	---		---	
CR 125	89-01	112871	21.95 G	---		---	
	02-07	112870	21.95 G	---		---	
CR 125	02-07	112870	21.95 G	---		---	
CRF 150 F	03-16	113481	21.95 G	---		---	
CRF 150 R	07-16	113480	21.95 G	114676	4.63 G	---	
CRF 150 R	07-16	113480	21.95 G	114676	4.63 G	---	
CRF 230 F	03-16	113481	21.95 G	---		---	
CR 250	88-01	113871		---		---	
CR 250	02-07	112870	21.95 G	---		---	
CRF 250 R	04-09	113484	21.95 G	---		---	
	04-16	---	---	114676		---	
CRF 250 R	08-09	113484	21.95 G	---		---	
	04-16	---	---	114676		---	

- accessories
- body
- handlebar & grips
- cables & levers
- exhaust
- engine
- fuel & intake**
- electrical & ignition
- clutch
- drive
- bearings
- brakes
- steering & suspension
- tires
- tools & shop

PRO X AIR AND OIL FILTERS

- accessories
- body
- handlebar & grips
- cables & levers
- exhaust
- engine
- fuel & intake**
- electrical & ignition
- clutch
- drive
- bearings
- brakes
- steering & suspension
- tires
- tools & shop

MODEL	YEAR	AIR FILTER		OIL FILTER #1		OIL FILTER #2
HONDA CONTINUED						
CRF 250 R	10-13	113482	21.95 G	114676	4.63 G	---
	14-16	113486	21.95 G	114676	4.63 G	---
CRF 250 R	04-16	---		114676	4.63 G	---
CRF 250 X	04-16	113484	21.95 G	114676	4.63 G	---
CRF 250 L	13-14	114675	3.96 G	---		---
XR 250 R	87-04	113489	21.95 G	---		---
	82-04	---		114675	3.96 G	---
XR 400 R	96-04	113489	21.95 G	114675	3.96 G	---
CRF 450 R	02	113483	21.95 G	---		---
	03-08	113484	21.95 G	---		---
	02-16	---		114676	4.63 G	---
CRF 450 R	03-08	113484	21.95 G	---		---
	02-16	---		114676	4.63 G	---
CRF 450 R	09-12	113482	21.95 G	---		---
	02-16	---		114676	4.63 G	---
	13-16	113486	21.95 G	---		---
CRF 450 X	05-16	113484	21.95 G	114676	4.63 G	---
CR 500	89-01	112871	21.95 G	---		---
XL/XR 500 R	81-85	114675	3.96 G	---		---
XR 600 R	87-00	113489	21.95 G	---		---
	85-00	---		114675	3.96 G	---
FMX 650	05-07	114675	3.96 G	---		---
XR 650 L	93-16	113489	21.95 G	114675	3.96 G	---
XR 650 R	00-07	113488	14.40 G	114675	3.96 G	---
HUSABERG						
TE 125	2012	112903	21.95 G	---		---
	13-14	112904	21.95 G	---		---
TE 250	11-12	112903	21.95 G	---		---
	13-14	112904	21.95 G	---		---
FE 250	13-14	112904	21.95 G	---		---
	13	---		114671	6.56 G	---
	14	---		114677	6.56 G	---
TE 300	11-12	112903	21.95 G	---		---
	13-14	112904	21.95 G	---		---
FE 350	13-14	112904	21.95 G	114677	6.56 G	---
FE 390	10-12	113509	21.95 G	114671	6.56 G	---
FE 450	04-08	114661	21.95 G	---		---
	04-14	---		114671	6.56 G	---
FE 450	09-12	113509	21.95 G	---		---
	04-14	---		114671	6.56 G	---
FE 450	13-14	112904	21.95 G	---		---
	04-14	---		114671	6.56 G	---
FX 450	10-12	113509	21.95 G	114671	6.56 G	---
FE 501	13-14	112904	21.95 G	114671	6.56 G	---
FE 550	04-08	114661	21.95 G	114671	6.56 G	---
FE 570	09-12	113509	21.95 G	114671	6.56 G	---
FE 650	04-08	114661	21.95 G	114671	6.56 G	---
HUSQVARNA						
TC 85	14-16	112904	21.95 G	---		---
CR / WR 125	92-13	112908	21.95 G	---		---
TC 125	14-15	112904	21.95 G	---		---
	16	114662	21.95 G	---		---
TE 125	14-16	112904	21.95 G	---		---
CR / WR 250	92-13	112908	21.95 G	---		---
TC 250	14-16	112904	21.95 G	---		---
TE 250	14-16	112904	21.95 G	---		---
TC 250	02-13	112908	21.95 G	---		---
	02-07	---		114678	6.87 G	---
TC 250	02-13	112908	21.95 G	---		---
	09-13	---		114676	4.63 G	---

PRO X AIR AND OIL FILTERS

MODEL	YEAR	AIR FILTER		OIL FILTER #1			OIL FILTER #2		
HUSQVARNA CONTINUED									
TE 250	02-13	112908	21.95	G					
	02-07	---			114678	6.87	G	---	
	08-09	---			114679	9.19	G	---	
	10-13	---			114676	4.63	G	---	
TXC 250	08-13	112908	21.95	G	---				
	08-09	---			114679	9.19	G	---	
	10-13	---			114676	4.63	G	---	
FC 250	14-15	112904	21.95	G	---				
	14-16	---			114677	6.56	G	---	
FC 250	2016	114662	21.95	G	---				
	14-16	---			114677	6.56	G	---	
FE 250	14-16	112904	21.95	G	114677	6.56	G	---	
WR 300	09-13	112908	21.95	G	---				
TE 300	14-16	112904	21.95	G	---				
TE 310	09-10	114679	9.19	G	---				
	12-13	112908	21.95						
TE 310	10-13	---			114676	4.63	G	---	
TXC 310	12-13	112908	21.95	G	114676	4.63	G	---	
FC 350	14-15	112904	21.95	G	---				
	16	114662	21.95	G	---				
	14-16	---			114677	6.56	G	---	
FE 350	14-16	112904	21.95	G	114677	6.56	G	---	
TC 449	12-13	113512	21.95	G	---				
TC 450	02-10	112908	21.95		---				
	02-07	---			114678	6.87	G	---	
TC 450	02-10	112908	21.95	G	---				
	02-07	---			114678	6.87	G	---	
	08-10	---			114679	9.19	G	---	
TE 450	02-10	112908	21.95	G	---				
	02-07	---			114678	6.87	G	---	
	08-10	---			114679	9.19	G	---	
TXC 450	08-10	112908	21.95	G	114679	9.19	G	---	
SMR 450	06-10	112908	21.95	G	---				
	04-07	---			114678		G	---	
	08-10	---			114679		G	---	
FC 450	14-15	112904	21.95	G	114671		G	---	
	16	114662	21.95	G	114677		G	---	
FE 450	14-16	112904	21.95	G	114671		G	---	
FS 450	2015	112904	21.95	G	114671	6.56	G	---	
	2016	114662	21.95	G	114677	6.56	G	---	
FE 501	14-16	112904	21.95	G	114671	6.56	G	---	
TC 510	03-10	112908	21.95	G	---				
	05-07	---			114678	6.87	G	---	
	08-10	---			114679	9.19	G	---	
TE 510	03-10	112908	21.95	G	114679	9.19	G	---	
TXC 510	08-10	112908	21.95	G	114679	9.19	G	---	
SMR 510	08-10	112908	21.95	G	114679	9.19	G	---	
TE 511 2011-2013	12-13	113512	21.95	G	---				
TXC 511 2011-2013	12-13	113512	21.95	G	---				
SMR 511 2011	12-13	113512	21.95	G	---				
TC / TE 610	98-08			---	114678			---	
KAWASAKI									
KX 60	86-04	112890	20.44	G	---				
KX 65	00-16	112889	21.95	G	---				
KX 80 (79cc)	91-00	112891	21.95	G	---				
KX 85	01-16	112891	21.95	G	---				
KX 100	95-16	112891	21.95	G	---				
KX 125	90-91	112895	21.95	G	---				
	92-93	112894	21.95	G	---				
	94-08	112895	21.95	G	---				

- accessories
- body
- handlebar & grips
- cables & levers
- exhaust
- engine
- fuel & intake**
- electrical & ignition
- clutch
- drive
- bearings
- brakes
- steering & suspension
- tires
- tools & shop

PRO X AIR AND OIL FILTERS

MODEL	YEAR	AIR FILTER		OIL FILTER #1		OIL FILTER #2
KAWASAKI CONTINUED						
KDX 200	89-06	112893	21.95 G	---	---	
KDX 220 R	98-05	112893	21.95 G	---	---	
KX 250	90-91	112895	21.95 G	---	---	
	92-93	112894	21.95 G	---	---	
	94-08	112895	21.95 G	---	---	
KX 250 F	04-05	113503	21.95 G	---	---	
	04-16	---		114680	4.96 G	---
	06-16	113504	21.95 G	---	---	
KLX 400 R	03	114681	4.63 G	---	---	
KX 450 F	06-15	113504	21.95 G	114675	3.96 G	---
	16	114663	21.95 G	114680	4.96 G	---
KLX 450 R	08-15	113506	21.95 G	114675	3.96 G	---
KX 500	87-04	112896	21.95 G	---	---	
DIRT BIKE KTM						
KTM 50 SX	00-08	112897	9.74 G	---	---	
	09-16	112898	9.74 G	---	---	
KTM 60 SX	97-99	112900	21.95 G	---	---	
KTM 65 SX	00-16	112900	21.95 G	---	---	
KTM 85 SX	03-04	112906	21.95 G	---	---	
	05-12	112901	21.95 G	---	---	
	13-16	112904	21.95 G	---	---	
KTM 105 SX	04-05	112906	21.95 G	---	---	
	06-11	112901	21.95 G	---	---	
KTM 125 SX - EXC	86-97	112905	21.95 G	---	---	
KTM 125 SX - EXC	98-03	112906	21.95 G	---	---	
KTM 125 SX	98-03	112906	21.95 G	---	---	
	04-06	112901	21.95 G	---	---	
	07-09	112902	21.95 G	---	---	
	10	112903	21.95 G	---	---	
	11-15	112904	21.95 G	---	---	
	16	114662	21.95 G	---	---	
KTM 125 EXC	98-03	112906	21.95 G	---	---	
		112901	21.95 G	---	---	
	04-07	112902	21.95 G	---	---	
	08-09	112903	21.95 G	---	---	
	10-11	112904	21.95 G	---	---	
KTM 144 SX	08	112902	21.95 G	---	---	
KTM 150 SX	09	112902	21.95 G	---	---	
	10	112903	21.95 G	---	---	
	11-15	112904	21.95 G	---	---	
	16	114662	21.95 G	---	---	
KTM 200 SX	03	112906	21.95 G	---	---	
	04-05	112901	21.95 G	---	---	
KTM 200 EXC	98-03	112906	21.95 G	---	---	
	04-07	112901	21.95 G	---	---	
	08-09	112903	21.95 G	---	---	
	10-11	112903	21.95 G	---	---	
	12-16	112904	21.95 G	---	---	
KTM 250 GS-SX	90-97	112907	21.95 G	---	---	
KTM 250 SX - EXC	90-97	112907	21.95 G	---	---	
	98-03	112906	21.95 G	---	---	
KTM 250 SX	98-03	112906	21.95 G	---	---	
	04-06	112901	21.95 G	---	---	
	07-09	112902	21.95 G	---	---	
KTM 250 SX	10	112903	21.95 G	---	---	
	11-16	112904	21.95 G	---	---	
KTM 250 EXC	98-03	112906	21.95 G	---	---	
	04-07	112901	21.95 G	---	---	
KTM 250 EXC	04-07	112901	21.95 G	---	---	
	08-09	112902	21.95 G	---	---	
	10-11	112903	21.95 G	---	---	
	12-16	112904	21.95 G	---	---	
KTM 250 EXC Racing	02-06	112901	21.95 G	---	---	
	01-06	---		114671	6.56 G	114672 5.92 G

PRO X AIR AND OIL FILTERS

MODEL	YEAR	AIR FILTER		OIL FILTER #1			OIL FILTER #2	
KTM CONTINUED								
KTM 250 SX-F	06	112901	21.95	G	---		---	
	07-09	112902	21.95	G	---		---	
	06-12	---			114671	6.56	G	---
KTM 250 SX-F 2009-2012	07-09	112902	21.95	G	---		---	
	10	112903	21.95	G	---		---	
	11-15	112904	21.95	G	---		---	
KTM 250 EXC-F	06-12	---			114671	6.56	G	---
	13-16	---			114677	6.56	G	---
	16	114662	21.95	G	---		---	
	07	112901	21.95	G	---		---	
	08-09	112902	21.95	G	---		---	
KTM 250 EXC-F	07-13	---			114671	6.56	G	---
	10-11	112903	21.95	G	---		---	
	12-16	112904	21.95	G	---		---	
	14-16	---			114677	6.56	G	---
KTM 300 EXC	90-97	112907	21.95	G	---		---	
	98-03	112906	21.95	G	---		---	
	04-07	112901	21.95	G	---		---	
	08-09	112902	21.95	G	---		---	
	10-11	112903	21.95	G	---		---	
KTM 350 SX-F	12-16	112904	21.95	G	---		---	
	11-15	112904	21.95	G	---		---	
	16	114662	21.95	G	---		---	
KTM 350 EXC-F	11-16	---			114677	6.56	G	---
	12-16	112904	21.95	G	114677	6.56	G	---
KTM Freeride 350	12-16	114664	21.95	G	114677	6.56	G	---
KTM 360 SX - EXC	95-97	112907	21.95	G	---		---	
KTM 380 SX - EXC	98-02	112906	21.95	G	---		---	
KTM 400 LC4	98-01	112900	21.95	G	---		---	
KTM 400 EXC	09	112902	21.95	G	---		---	
	10-11	112903	21.95	G	---		---	
	09-11	---			114677	6.56	G	---
KTM 450 SX Racing	03-06	112901	21.95	G	114671	6.56	G	114672 5.92 G
KTM 450 SX-F	07-09	112902	21.95	G	---		---	
	10	112903	21.95	G	---		---	
	11-15	112904	21.95	G	---		---	
	07-12	---			114677	6.56	G	---
KTM 450 SX-F	11-15	112904	21.95	G	---		---	
	16	114662	21.95	G	114677	6.56	G	---
	13-15	---			114671	6.56	G	---
KTM 450 EXC Racing	03-07	112901	21.95	G	114671	6.56	G	114672 5.92 G
KTM 450 EXC-R	08-09	112902	21.95	G	---		---	
	10-11	112903	21.95	G	---		---	
	08-11	---			114677	6.56	G	---
	12-16	112904	21.95	G	114671	6.56	G	---
KTM 450 EXC	04-07	112901	21.95	G	114671	6.56	G	114672 5.92 G
	08-12	---			114677	6.56	G	---
	12-14	112904	21.95	G	---		---	
	13-14	---			114671	6.56	G	---
	12-16	112904	21.95	G	114671	6.56	G	---
KTM 500 EXC	08-09	112902	21.95	G	---		---	
KTM 505 SX-F	08	---			114677	6.56	G	---
	08-09	112902	21.95	G	---		---	
KTM 505 XC-F	09	---			114677	6.56	G	---
	08-09	112902	21.95	G	---		---	
KTM 520 SX - EXC	00-01	112906	21.95	G	---		---	
	02 (1hole)	112906	21.95	G	---		---	
	02 (3hole)	112901	21.95	G	---		---	
KTM 525 SX - EXC Racing	00-02	---			114671	6.56	G	114672 5.92 G
	03-07	112901	21.95	G	114671	6.56	G	114672 5.92 G
	04-05	112901	21.95	G	114671	6.56	G	114672 5.92 G
KTM 530 EXC-R	08-09	112902	21.95	G	---		---	
	10-11	112903	21.95	G	---		---	
	08-11	---			114677	6.56	G	---

- accessories
- body
- handlebar & grips
- cables & levers
- exhaust
- engine
- fuel & intake**
- electrical & ignition
- clutch
- drive
- bearings
- brakes
- steering & suspension
- tires
- tools & shop

FUEL & INTAKE

PRO X AIR AND OIL FILTERS

MODEL	YEAR	AIR FILTER	OIL FILTER #1	OIL FILTER #2
KTM CONTINUED				
KTM 560 SM-R	06-07	112901 21.95 G	114671 6.56 G	114672 5.92 G
KTM 625 SXC	02-07	112900 21.95 G	---	---
	03-04	---	114671 6.56 G	114672 5.92 G
KTM 640 LC4, Duke II	98-07	112900 21.95 G	---	---
KTM 690 Enduro	08-10	---	114671 6.56 G	114672 5.92 G
KTM 690 Enduro R	09-11	---	114671 6.56 G	114672 5.92 G
KTM 690 Supermoto	07-09	---	114671 6.56 G	114672 5.92 G
KTM 690 SMC	08-11	---	114671 6.56 G	114672 5.92 G
MOTO TM				
MX 125, EN 125	95-07	112911 21.95 G	---	---
	08-11	112909 21.95 G	---	---
	13-14	114665 21.95 G	---	---
MX 144, EN 144	08-12	112909 21.95 G	---	---
	13-14	114665 21.95 G	---	---
MX 250, EN 250	95-07	112911 21.95 G	---	---
	08-12	112909 21.95 G	---	---
	13-14	114665 21.95 G	---	---
MX 250 F EN 250 F	01-12	112909 21.95 G	---	---
MX 250 F '07-10, EN 250 F '07-10	07-10	112909 21.95 G	---	---
	10	112909 21.95 G	---	---
MX 250 Fi '10, EN 250 Fi '10	10	112909 21.95 G	---	---
MX 250 Fi '11-12, EN 250 Fi '11-12	11-12	112909 21.95 G	---	---
	11-12	112909 21.95 G	---	---
	13-14	114666 21.95 G	---	---
MX 300 '02-16, EN 300 '02-16	95-07	112911 21.95 G	---	---
	08-12	112909 21.95 G	---	---
	13-14	114665 21.95 G	---	---
MX 400 F '01-03, EN 400 F '01-03	01-03	112909 21.95 G	---	---
MX 450 F '05-08, EN 450 F '05-08	01-12	112909 21.95 G	---	---
MX 450 F '09-10	01-12	112909 21.95 G	---	---
MX 450 Fi '11, EN 450 Fi '11	13-14	114666 21.95 G	---	---
MX 530 F '03-13, EN 530 F '03-13	01-12	112909 21.95 G	---	---
DIRT BIKE SHERCO				
250 SE / SE-R	14-16	114667 21.95 G	---	---
300 SE / SE-R	14-16	114667 21.95 G	---	---
DIRT BIKE SUZUKI				
RM 60	03	112890 20.44 G	---	---
RM 65	03-05	112889 21.95 G	---	---
RM 80	86-01	112883 21.95 G	---	---
RM 80 (79cc)	86-01	112883 21.95 G	---	---
RM 80 (82cc)	86-01	112883 21.95 G	---	---
RM 85	02-16	112883 21.95 G	---	---
RM 125	87-92	112886 21.95 G	---	---
	93-95	112887 21.95 G	---	---
	96-01	112888 21.95 G	---	---
	02-03	112884 21.95 G	---	---
	04-11	112885 21.95 G	---	---
RM 250	87-92	112886 21.95 G	---	---
	93-95	112887 21.95 G	---	---
	96-01	112888 21.95 G	---	---
	02	112884 21.95 G	---	---
	03-12	112885 21.95 G	---	---
RMX 250	89-98	112886 21.95 G	---	---
RM-Z 250	04-06	113498 21.95 G	---	---
	04-16	114680 4.96 G	114680 4.96 G	---
	07-16	112885 21.95 G	---	---
DR 350	90-99	114668 21.95 G	---	---
DR-Z 400	00-16	113499 21.95 G	114681 4.63 G	---
RM-Z 450	05-16	112885 21.95 G	114680 4.96 G	---
RMX 450 Z	10-16	113502 21.95 G	114680 4.96 G	---

PRO X AIR AND OIL FILTERS

MODEL	YEAR	AIR FILTER			OIL FILTER #1		OIL FILTER #2
YAMAHA							
PW 50	92-16	112875	9.74	G	---		---
PW 80	91-06	112874	9.74	G	---		---
YZ 80	87-92	112873	21.95	G	---		---
YZ 80 (79cc)	93-01	112876	21.95	G	---		---
YZ 80 (82cc)	93-01	112876	21.95	G	---		---
YZ 85	02-16	112872	21.95	G	---		---
TT-R 125	00-16	114669	21.95	G	---		---
YZ 125	88-92	112877	21.95	G	---		---
	93-94	112878	21.95	G	---		---
	95-96	112879	21.95	G	---		---
	97-16	112880	21.95	G	---		---
XT 250	08-16	114674	5.92	G	---		---
YZ 250	89-92	112877	21.95	G	---		---
	93-94	112878	21.95	G	---		---
	95-96	112879	21.95	G	---		---
	97-16	112880	21.95	G	---		---
YZ 250 X	16	112880	21.95	G	---		---
WR 250	89-97	112877	21.95	G	---		---
YZ 250 F	01-13	112880	21.95	G	---		---
	01-02	---			114682	8.56 G	---
	03-16	---			114674	5.92 G	---
	01-13	112880	21.95	G	---		---
	03-16	---			114674	5.92 G	---
	14-16	114670	21.95	G	---		---
WR 250 F	01-02	112880	21.95	G	114682	8.56 G	---
	03-13	113491	21.95	G	---		---
	03-16	114674	5.92	G	---		---
WR 250 F	15-16	114670	21.95	G	---		---
	03-16	---			114674	5.92 G	---
YZ 400 F	98-99	112880	21.95	G	114682	8.56 G	---
WR 400 F	98-00	112880	21.95	G	114682	8.56 G	---
YZ 426 F	00-02	112880			114682	8.56 G	---
WR 426 F	01-02	112880	21.95	G	114682	8.56 G	---
YZ 450 F	03-09	112880	21.95	G	---		---
	10-13	113494	23.33	G	---		---
	03-16	---			114674	5.92 G	---
	04-16	114670	21.95	G	---		---
YZ 450 FX	16	114670	21.95	G	114674	5.92 G	---
WR 450 F	13-15	113491	21.95	G	---		---
	13-16	---			114674	5.92 G	---
WR 450 F	03-15	113941	188.18	G	---		---
	03-16	---			114674	5.92 G	---
	16	114670	21.95	G	---		---
XT 500	75-85	114683	5.60	G	114683	5.60 G	---
XT 550	82-83	---			114683	5.60 G	---
XT/TT 600	84-04	---			114683	5.60 G	---

- accessories
- body
- handlebar & grips
- cables & levers
- exhaust
- engine
- fuel & intake**
- electrical & ignition
- clutch
- drive
- bearings
- brakes
- steering & suspension
- tires
- tools & shop

FUEL & INTAKE

- accessories
- body
- handlebar & grips
- cables & levers
- exhaust
- engine
- fuel & intake**
- electrical & ignition
- clutch
- drive
- bearings
- brakes
- steering & suspension
- tires
- tools & shop

▶ OEM REPLACEMENT FILTERS

When you get ready to change your oil filter, change to a ProFilter OEM Replacement oil filter. OEM Replacement oil filters are built to exacting standards and exceed all OEM specifications.

- High Strength and Dimensional Stability
- Consistent Flow Rates
- For Use With Synthetic or Petroleum Based Oils
- Exceeds All OEM Specifications



▶ STAINLESS STEEL FILTERS

Protect the oil that protects your investment by running a ProFilter Stainless Steel oil filter. Built from the finest materials - ProFilter Stainless Steel filters are built to last long after standard oil filters.

- Swiss made stainless steel micronic filter cloth
- Clean and Reuse
- Filters particles as small as 35 microns
- Increased flow
- Billet aluminum end caps
- For use with synthetic or petroleum based oils
- Exceeds all OEM specifications



MODEL	YEAR	OEM		STAINLESS	
HONDA					
CRF/CRFX 150/250/450	02/--	984118	5.95 G	984127	29.95 G
XR 250/400/600/650R/L	85/--	984120	5.95 G	984129	29.95 G
HUSABERG					
ALL 4-STROKE MODELS	95/08	984123	5.95 G	984132	29.95 G
ALL 4-STROKE MODELS	09/--	984126	5.95 G	984135	29.95 G
HUSQVARNA					
FC 250/350	14/15	984125	5.95 G	984134	29.95 G
FC 450	14/15	984126	5.95 G	984135	29.95 G
FC 450	16/--	984125	5.95 G	984134	29.95 G
FE 250/350	14/--	984125	5.95 G	984134	29.95 G
FE 450/501(S)	14/--	984126	5.95 G	984135	29.95 G
KAWASAKI					
KLX110	02/--	984120	5.95 G	984129	29.95 G
KLX 250/300	94/--	984120	5.95 G	984129	29.95 G
KX250F	04/--	984121	5.95 G	984130	29.95 G
KXF/KLX 450	06/--	984120	5.95 G	984129	29.95 G
KTM					
LONG FILTER (ALL) SXF	99/06	984123	5.95 G	984132	29.95 G
LONG FILTER (ALL) EXC/XC/XC-W/SMR	99/07	984123	5.95 G	984132	29.95 G
SHORT FILTER (ALL) SXF	99/06	984124	5.95 G	984133	29.95 G

MODEL	YEAR	OEM		STAINLESS	
KTM CONTINUED					
SHORT FILTER (ALL) EXC/XC/ XC-W/SMR	99/07	984124	5.95 G	984133	29.95 G
250 SXF	05/12	984126	5.95 G	984135	29.95 G
250 SXF	13/--	984125	5.95 G	984134	29.95 G
250 XC-F/XCF-W	08/--	984126	5.95 G	984135	29.95 G
350/505 SXF/XCF	07/10	984125	5.95 G	984134	29.95 G
450 XC-W	08/11	984125	5.95 G	984134	29.95 G
450/530 EXC/XC	08/11	984125	5.95 G	984134	29.95 G
450/560 SMR	08/--	984125	5.95 G	984134	29.95 G
450 EXC/XC-W/F / 500 EXC/XC-W	12/--	984126	5.95 G	984135	29.95 G
450 SXF	07/12	984125	5.95 G	984134	29.95 G
450 SXF	13/ --	984126	5.95 G	984135	29.95 G
450 SX-F (FAC- TORY EDITION)	12/14	984126	5.95 G	984135	29.95 G
450 SX-F (FAC- TORY EDITION)	15/--	984125	5.95 G	984134	29.95 G
SUZUKI					
DRZ110	02/--	984120	5.95 G	984129	29.95 G
RMZ 250/450	04/--	984121	5.95 G	984130	29.95 G
DRZ400	00/--	984122	5.95 G	984131	29.95 G
YAMAHA					
WR 250/450	03/--	984119	5.95 G	984128	29.95 G
YZ 250F/450F	03/--	984119	5.95 G	984128	29.95 G

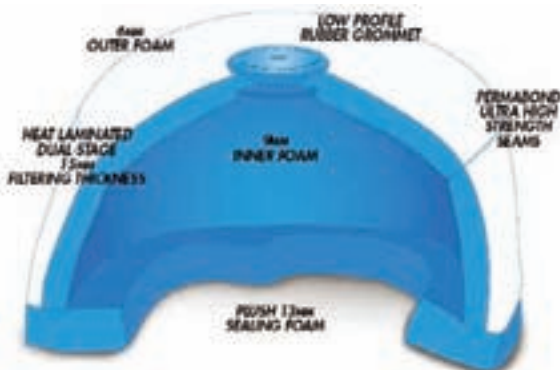
PROFILTER BILLET ALUMINUM OIL FILTER COVERS

ProFilter Billet Oil Filter Covers are engineered to increase oil flow, helping to cool hot running 4-stroke engines. Built from military-grade materials - these billet covers stand up to the test.

- CNC Machined 6061-T6 Billet Aluminum
- 3D CAD Design For Increased Flow Rates
- Sub-surface Anodized Finish
- Lightweight & Durable
- Precision Fit, Available For Most Popular Models
- Exceeds All OEM Specifications



PROFILTER
PERFORMANCE READY OIL FILTERS



MODEL	YEAR	BILLET OIL FILTER COVER	
HONDA			
CRF150R	07/--	984050	29.95 G
CRF250R	04/09	984046	29.95 G
CRF250R	10/--	984047	29.95 G
CRF250X	04/--	984046	29.95 G
CRF450R	02/08	984048	29.95 G
CRF450X	05/--	984048	29.95 G
CRF450R	09/--	984049	29.95 G
ATV TRX450R	06/--	984048	29.95 G
KAWASAKI			
KXF250	04/--	984054	29.95 G
KXF450	06/--	984053	29.95 G
KTM			
250SXF	05/12	984058	29.95 G
250SXF	13/--	984059	29.95 G
450/520 SXF	00/06	984058	29.95 G
250/400/450/520/525 EXC/XC/XC-W/MXC	00/07	984058	29.95 G
350 SXF	11/--	984059	29.95 G
450 SXF	07/--	984059	29.95 G
450 EXC/XC/XC-W	08/--	984059	29.95 G
450/530 XCR-W	09/--	984059	29.95 G
SUZUKI			
RMZ250	04/06	984054	29.95 G
RMZ250	07/--	984056	29.95 G
DRZ400	00/--	984057	29.95 G
RMZ450	05/--	984055	29.95 G
YAMAHA			
WR 250/450	98/09	984051	29.95 G
WR250F	15/--	984052	29.95 G
WR450F	16/--	984052	29.95 G
YZ250F	01/13	984051	29.95 G
YZ250F	14/--	984052	29.95 G
YZ450F	98/09	984051	29.95 G
YZ450F	10/--	984052	29.95 G
ATV YFZ450 R/X	04/--	984051	29.95 G

PROFILTER DIRT BIKE AIR FILTERS



See application on following pages...

► READY TO USE FOAM AIR FILTERS

When you get ready to change your filter, change to ProFilter. A new perfectly oiled ProFilter Air Filter provides maximum airflow and increased horsepower.

- Dual Stage Open Cell Foam
- Plush 13mm Sealing Foam
- Pre-Oiled with Maxima FFT
- Complete with Disposable Gloves!

► PREMIUM AIR FILTERS

PRO FILTER Premium Air Filters are made of chemical resistant, high quality polyester based foam. Dual-stage design allows for superior filtration by eliminating the passage of fine dirt and dust, while helping to prevent air flow blockage. Special reticulation process offers unsurpassed air flow and filtration. Industrial strength, resin bonded seams increase the integrity of the filters wash after wash. Packaged individually in a resealable bag.

- Chemical resistant, polyester based foam
- Dual stage, reticulated foam
- High strength industrial seams
- Reusable
- Rubber grommet

- accessories
- body
- handlebar & grips
- cables & levers
- exhaust
- engine
- fuel & intake**
- electrical & ignition
- clutch
- drive
- bearings
- brakes
- steering & suspension
- tires
- tools & shop

FUEL & INTAKE

PROFILTER DIRT BIKE AIR FILTERS

- accessories
- body
- handlebar & grips
- cables & levers
- exhaust
- engine
- fuel & intake**
- electrical & ignition
- clutch
- drive
- bearings
- brakes
- steering & suspension
- tires
- tools & shop

MODEL	YEAR	READY TO USE PART #	PREMIUM AIR PART #
HONDA			
CRF/XR 50/70	97/--	984009 10.95 G	984068 17.95 G
CRF/XR 80/100	95/--	984010 10.95 G	984069 24.95 G
CR 80/85	86/10	984003 10.95 G	984062 24.95 G
CR125/250	89/01	984001 10.95 G	984060 24.95 G
CR125/250	02/07	984002 10.95 G	984061 24.95 G
CRF150/230 (CRF150 must use OEM grommet)	03/--	984007 10.95 G	984066 24.95 G
CRF150R	07/--	984008 10.95 G	984067 24.95 G
XR250/400/600/650L	85/--	984012 10.95 G	984071 17.95 G
XR650R	00/07	984013 10.95 G	984072 24.95 G
CRF250X	04/--	984004 10.95 G	984063 24.95 G
CRF250R	04/09	984004 10.95 G	984063 24.95 G
CRF250R	10/13	984005 10.95 G	984064 24.95 G
CRF250R	14/--	984006 10.95 G	984065 24.95 G
CRF450X	03/--	984004 10.95 G	984063 24.95 G
CRF450R	03/08	984004 10.95 G	984063 24.95 G
CRF450R	09/12	984005 10.95 G	984064 24.95 G
CRF450R	13/--	984006 10.95 G	984065 24.95 G
HUSQVARNA			
TC/TE/TXC/SM 250/450/510 (4-Stroke)	02/13	984045 10.95 G	984113 24.95 G
CR/WR 125/250/360	92/13	984045 10.95 G	984113 24.95 G
WR 300	09/12	984045 10.95 G	984113 24.95 G
TC 85/250	14/--	984044 10.95 G	984112 24.95 G
TC 125	14/15	984044 10.95 G	984112 24.95 G
TC 125	16/--	984138 10.95 G	984145 24.95 G
FC 250/350/450	14/15	984044 10.95 G	984112 24.95 G
FC 250/350/450	16/--	984138 10.95 G	984145 24.95 G
TE 125/250/300	14/15	984044 10.95 G	984112 24.95 G
FE 250/350/450/501	14/15	984044 10.95 G	984112 24.95 G
KAWASAKI			
KX65	00/--	984030 10.95 G	984098 24.95 G
KX85	91/--	984028 10.95 G	984093 24.95 G
KX100	95/--	984028 10.95 G	984093 24.95 G
KX125/250	97/01	984025 10.95 G	984090 24.95 G
KX125	02/05	984026 10.95 G	984091 24.95 G
KX250	02/07	984026 10.95 G	984091 24.95 G
KXF250	04/05	984031 10.95 G	984099 24.95 G
KXF250	06/--	984027 10.95 G	984092 24.95 G
KLX400	03/04	984032 10.95 G	984100 24.95 G
KLX450	08/09	984029 10.95 G	984094 24.95 G
KXF450	06/15	984027 10.95 G	984092 24.95 G
KXF450	16/--	984140 10.95 G	984147 24.95 G
KTM			
50	00/08	984040 10.95 G	984108 17.95 G
50	09/--	984042 10.95 G	984110 17.95 G
65 SX/XC	97/--	984041 10.95 G	984109 24.95 G
85 SX/XC	04/12	984037 10.95 G	984105 24.95 G
85 SX/XC	13/--	984044 10.95 G	984112 24.95 G
125 SX/XC	04/--	984037 10.95 G	984105 24.95 G
125 2-Stroke	04/06	984043 10.95 G	984111 24.95 G
125 EXC	08/11	984038 10.95 G	984106 24.95 G
125 EXC	12/--	984044 10.95 G	984112 24.95 G
125/144/150/250 SX / 250/450 SXF/SXS-F	07/10	984038 10.95 G	984106 24.95 G
125/144/150 SX EXC	11/15	984044 10.95 G	984112 24.95 G
125/150 SX	16/--	984138 10.95 G	984145 24.95 G
125/200/250/300 All 2-Stroke Models	00/07	984037 10.95 G	-----
125/200/250/300/400 All SX Models	00/06	984037 10.95 G	-----
200 EXC/XCW	12/--	984044 10.95 G	984112 24.95 G
200 XC/XCW	08/11	984038 10.95 G	984106 24.95 G

MODEL	YEAR	READY TO USE PART #	PREMIUM AIR PART #
KTM CONTINUED			
200/300 2-Stroke / 250 2- and 4-Stroke (Except SX)	04/07	984043 10.95 G	984111 24.95 G
250 SX/SX-F/XC/ XC-F/XCF-W	08/10	984038 10.95 G	984106 24.95 G
250 SX/EXC/XC 2-Stroke	11/--	984044 10.95 G	984112 24.95 G
250 SX-F/XC-F	11/15	984044 10.95 G	984112 24.95 G
250 SXF/SXS-F/XC-F	16/--	984138 10.95 G	984145 24.95 G
300 XC	08/10	984038 10.95 G	984106 24.95 G
300 XC	11/--	984044 10.95 G	984112 24.95 G
300 XCW	12/--	984044 10.95 G	984112 24.95 G
300/400 XCW	08/11	984038 10.95 G	984106 24.95 G
350 XC-F	11/15	984044 10.95 G	984112 24.95 G
350 XC-F	16/--	984138 10.95 G	984145 24.95 G
450 EXC	12/15	984044 10.95 G	984112 24.95 G
450 EXC/XC	03/07	984043 10.95 G	984111 24.95 G
450 SX	03/06	984043 10.95 G	984111 24.95 G
450 SX-F/SXS-F	13/15	984044 10.95 G	984112 24.95 G
450 XCF	12/15	984044 10.95 G	984112 24.95 G
450 SX-F/SXS-F/XCF	16/--	984138 10.95 G	984145 24.95 G
450/505 XCF	08/10	984038 10.95 G	984106 24.95 G
450/530 EXC/XCW	08/11	984038 10.95 G	984106 24.95 G
450/560 SMR	08/10	984038 10.95 G	984106 24.95 G
450/560 SMR	11/--	984044 10.95 G	984112 24.95 G
530 EXC	06/07	984043 10.95 G	984111 24.95 G
SHERCO			
80/125/200/250/290/320 4-Stroke TRIALS	99/09	-----	984114 17.95 G
80/125/200/250/290/320 4-Stroke TRIALS	10/--	-----	984115 17.95 G
SUZUKI			
RM65	03/06	984030 10.95 G	984098 24.95 G
RM80/85	86/--	984035 10.95 G	984103 24.95 G
RM125	99/03	984034 10.95 G	984102 24.95 G
RM125	04/08	984024 10.95 G	984089 24.95 G
RM250	96/02	984034 10.95 G	984102 24.95 G
RM250	03/12	984024 10.95 G	984089 24.95 G
RMZ250	04/06	984031 10.95 G	984099 24.95 G
RMZ250	07/--	984024 10.95 G	984089 24.95 G
DRZ400	00/--	984032 10.95 G	984100 24.95 G
RMZ450	05/--	984024 10.95 G	984089 24.95 G
YAMAHA			
YZ85	02/--	984015 10.95 G	984077 24.95 G
TTR125	00/--	984016 10.95 G	984078 24.95 G
YZ125/250	97/--	984024 10.95 G	984089 24.95 G
TTR230	05/--	984016 10.95 G	984078 24.95 G
YZ250F	01/13	984024 10.95 G	984089 24.95 G
WR250/400/426	97/02	984024 10.95 G	984089 24.95 G
WR250F	03/13	984014 10.95 G	984076 24.95 G
WR250F	14/--	984136 10.95 G	984137 24.95 G
WR450F	03/15	984014 10.95 G	984076 24.95 G
WR450F	16/--	984136 10.95 G	984137 24.95 G
YZ400/426/450F	97/09	984024 10.95 G	984089 24.95 G
YZ450F	10/13	984022 10.95 G	984084 24.95 G
YZ250/450F / WR250F	14/--	984136 10.95 G	984137 24.95 G



K&N DIRT BIKE AIR BOX FILTERS



APPLICATION	YEAR	AIR BOX FILTER		PRE CHARGER	K & N OIL FILTER	
HONDA DIRT BIKE						
XL75	77-79	560300	54.19	G	----	----
XR75	73-78	560300	54.19	G	----	----
CR80R	86-02	568086	65.69	G	----	----
CRF80F	04-12	561088	55.79	G	----	----
CR85R ALL	03-07	568086	65.69	G	----	----
XR80R	85-03	561088	55.79	G	----	----
CRF100F	04-12	561088	55.79	G	----	----
SL100	70-73	560300	54.19	G	----	----
XL100	74-78	560300	54.19	G	----	----
XR100R	85-03	561088	55.79	G	----	----
CR125R	81-84	HA1100	64.79	G	----	----
CR125R	91-01	562591	103.99	G	----	----
SL125	70-74	560300	54.19	G	----	----
CRF150F	03-12	HA1503	61.89	G	----	----
CRF150R	07-13	HA1507	197.39	G	----	KN116 8.29 G
CRF150R EXPERT	07-14	HA1507	197.39	G	----	KN116 8.29 G
XR200R	81-83	HA1050	64.79	G	----	KN112 7.19 G
XR200R	84-02	562584	81.39	G	----	KN112 7.19 G
CRF230F	03-12	HA1503	61.89	G	----	----
CR250R	81-84	HA1100	64.79	G	----	----
CR250R	85	561185	82.79	G	----	----
CR250R	91-01	562591	103.99	G	----	----
CRF250R	04-09	564503	117.99	G	----	KN116 8.29 G
CRF250R	10-14	HA4509	133.69	G	----	KN116 8.29 G
CRF250X	04-12	HA4509	133.69	G	----	KN116 8.29 G
NX250	88-95	----	----	----	----	KN112 7.19 G
XL250	82-91	----	----	----	----	KN112 7.19 G
XR250L	91-99	561312	72.49	G	----	KN112 7.19 G
XR250R	81-82	HA1100	64.79	G	----	KN112 7.19 G
XR250R	84-85	562584	81.39	G	----	KN112 7.19 G
XR250	86-04	561312	72.49	G	----	KN112 7.19 G
XL350/RF/RG/RH	85-87	----	----	----	----	KN112 7.19 G
XR350R	86-87	----	----	----	----	KN112 7.19 G
XR350R	83-85	561312	72.49	G	----	KN112 7.19 G
XR400R	96-04	561314	72.49	G	----	KN112 7.19 G
CRF450R	03	564503	117.99	G	----	----
CRF450R	04-08	564503	117.99	G	----	KN116 8.29 G
CRF450R	09-12	HA4509	133.69	G	----	KN116 8.29 G
CRF450X	05-09	HA2505	117.99	G	----	KN116 8.29 G
CR480R	82-83	HA1100	64.79	G	----	----
CR500	89-01	562591	103.99	G	----	----
XR500	81-85	----	----	----	----	KN112 7.19 G
XR500R	81-82	561000	99.69	G	----	KN112 7.19 G
XR500R	83-84	561303	79.79	G	----	KN112 7.19 G
XL600	83-88	----	----	----	----	KN112 7.19 G
XR600R	85-00	561315	72.49	G	----	KN112 7.19 G
XR650L	93-14	566592	77.59	G	----	KN112 7.19 G
XR650R	00-07	HA6500	75.29	G	----	KN112 7.19 G
HUSABURG DIRT BIKE						
ALL 4-STROKE	95-02	----	----	----	----	KN155 8.89 G
HUSQVARNA DIRT BIKE						
ALL 4-STROKE	All	----	----	----	----	KN154 8.89 G
KAWASAKI DIRT BIKE						
KX65	00-13	568088	66.99	G	----	----
KFX80	03-05	568087	57.39	G	----	----
KX80	91-02	568088	66.99	G	----	----
KX85	01-13	568088	66.99	G	----	----

- accessories
- body
- handlebar & grips
- cables & levers
- exhaust
- engine
- fuel & intake**
- electrical & ignition
- clutch
- drive
- bearings
- brakes
- steering & suspension
- tires
- tools & shop

K&N DIRT BIKE AIR BOX FILTERS CONTINUED

APPLICATION	YEAR	AIR BOX FILTER	PRE CHARGER	K & N OIL FILTER
KAWASAKI DIRT BIKE CONTINUED				
KX100	95-13	568088 66.99 G	----	----
KLX110	02-14	561102 55.79 G	----	KN112 7.19 G
KSR110	03-08	561102 55.79 G	----	KN112 7.19 G
KLX125/L	03-06	561203 57.39 G	----	KN132 7.19 G
KLX125	10-11	606748 80.99 G	----	KN112 7.19 G
KX125	87-89	561287 74.99 G	----	----
KX125	97-08	KA1297 115.49 G	----	----
KLX140/L	08-13	----	----	KN112 7.19 G
KDX200	89-06	561287 74.99 G	----	----
KDX220/R	97-05	561287 74.99 G	----	----
KDX250	91-94	561287 74.99 G	----	----
KL250	78-84	----	----	KN123 8.29 G
KL250 SUPER SHERPA	00-03	----	----	KN112 7.19 G
KLR250	85-05	----	----	KN123 8.29 G
KLX250R	91-93/97	----	----	KN112 7.19 G
KLX250R	94-96	561287 74.99 G	----	KN112 7.19 G
KLX250S	06-07	561287 74.99 G	----	KN112 7.19 G
KLX250S	09-14	----	----	KN112 7.19 G
KL250	87-89	561287 74.99 G	----	----
KL250	81-83	----	----	KN123 8.29 G
KX250	87-89	561287 74.99 G	----	----
KX250	97-08	KA1297 115.49 G	----	----
KX250F	04-05	KA2504 123.89 G	----	KN207 8.29 G
KX250F	06-12	KA2506 128.69 G	----	KN207 8.29 G
KX250S	09	----	----	KN112 7.19 G
KX250SF	09	----	----	KN112 7.19 G
KX250F	09	----	----	KN207 8.29 G
KLX300R	96-07	561287 74.99 G	----	KN112 7.19 G
KLX400R/SR	03	564000 76.69 G	----	KN139 7.19 G
KLX450R	08-11	606771 122.69 G	----	KN112 7.19 G
KX450F	06-12	KA2506 128.69 G	----	KN112 7.19 G
KX500	87-04	561287 74.99 G	----	----
KL600	84-90	----	----	KN123 8.29 G
KLR600	84-90	----	----	KN123 8.29 G
KLR650	87-13	566589 70.99 G	----	KN123 8.29 G
KLX650C	93-96	566589 70.99 G	----	KN123 8.29 G
KLX650R/D	93-97	561287 74.99 G	----	KN123 8.29 G
KLX650R	98-01	----	----	KN123 8.29 G
KTM DIRT BIKE				
125 SX	98-06	606874 169.99 G	----	----
125 EXC	95-06	606874 169.99 G	----	----
200 EXC	95-05	606874 169.99 G	----	----
200 MXC	98-03	606874 169.99 G	----	----
200 SX	03-04	606874 169.99 G	----	----
200 XC	06-07	606874 169.99 G	----	----
250 SXF	06	606874 169.99 G	----	KN655 9.39 G
250 SXF	07	----	----	KN655 9.39 G
250 SXF	09-14	----	----	KN655 9.39 G
250 EXC	98-05	606874 169.99 G	----	----
250 EXC RACING	01-05	606874 169.99 G	----	KN155 (1) 8.89 G
250 EXC RACING	01-05	606874 169.99 G	----	KN157 (2) 8.89 G
250 EXC RACING	06	----	----	KN155 (1) 8.89 G
250 EXC RACING	06	----	----	KN157 (2) 8.89 G
250 EXC-F	07-12	----	----	KN655 9.39 G
250 XC	06-07	606874 169.99 G	----	----
250 XCF	07	606874 169.99 G	----	KN655 9.39 G
250 XCF	08-09	----	----	KN655 9.39 G
250 XCF	11-14	----	----	KN655 9.39 G
250 XCF -W	06-07	606874 169.99 G	----	KN655 9.39 G
250 XCF -W	08-09	----	----	KN655 9.39 G
250 XCF -W	11	----	----	KN655 9.39 G
250 MXC	98-01	606874 169.99 G	----	----
250 SX	98-06	606874 169.99 G	----	----

K&N DIRT BIKE AIR BOX FILTERS CONTINUED

APPLICATION	YEAR	AIR BOX FILTER	PRE CHARGER	K & N OIL FILTER
KTM DIRT BIKE CONTINUED				
250 SXF	09-12	----	----	KN655 9.39 G
250 SXS	01	606874 169.99 G	----	----
250 SXS	03-06	606874 169.99 G	----	----
250 SXS-F	06	606874 169.99 G	----	KN655 9.39 G
250 SXS-F	07	----	----	KN655 9.39 G
250 XCF	11-14	----	----	KN655 9.39 G
250 XCF-W	11-14	----	----	KN655 9.39 G
300 EXC	98-05	606874 169.99 G	----	----
300 MXC	00-05	606874 169.99 G	----	----
300 XC	06-07	606874 169.99 G	----	----
350 SX-F	11-14	----	----	KN652 9.39 G
380 EXC	98-02	606874 169.99 G	----	----
380 MXC	00-01	606874 169.99 G	----	----
380 SX	98-02	606874 169.99 G	----	----
400 EGS	ALL	----	----	KN155 (1) 8.89 G
400 EGS	ALL	----	----	KN156 (2) 15.49 G
400 EXC	99	----	----	KN155 (1) 8.89 G
400 EXC	99	----	----	KN157 (2) 8.89 G
400 EXC	09-11	----	----	KN652 9.39 G
400 EXC RACING	00	606874 169.99 G	----	KN155 (1) 8.89 G
400 EXC RACING	00	606874 169.99 G	----	KN157 (2) 8.89 G
400 EXC RACING	01-02	----	----	KN155 (1) 8.89 G
400 EXC RACING	01-02	----	----	KN157 (2) 8.89 G
400 EXC RACING	04-05	606874 169.99 G	----	KN155 (1) 8.89 G
400 EXC RACING	04-05	606874 169.99 G	----	KN157 (2) 8.89 G
400 EXC RACING	06-07	----	----	KN155 (1) 8.89 G
400 EXC RACING	06-07	----	----	KN157 (2) 8.89 G
400 EXC RACING	08	----	----	KN652 9.39 G
400 EXC-G RACING	02-06	606874 169.99 G	----	KN155 (1) 8.89 G
400 EXC-G RACING	02-06	606874 169.99 G	----	KN157 (2) 8.89 G
400 LC4	98-02	----	----	KN155 (1) 8.89 G
400 LC4	98-02	----	----	KN156 (2) 15.49 G
400 MXC RACING	99-00	----	----	KN155 (1) 8.89 G
400 MXC RACING	99-00	----	----	KN157 (2) 8.89 G
400 MXC RACING	01-02	606874 169.99 G	----	KN155 (1) 8.89 G
400 MXC RACING	01-02	606874 169.99 G	----	KN157 (2) 8.89 G
400 SX RACING	99	----	----	KN155 (1) 8.89 G
400 SX RACING	99	----	----	KN157 (2) 8.89 G
400 SX RACING	00-02	606874 169.99 G	----	KN155 (1) 8.89 G
400 SX RACING	00-02	606874 169.99 G	----	KN157 (2) 8.89 G
400 XC-W	07	606874 169.99 G	----	KN155 (1) 8.89 G
400 XC-W	07	606874 169.99 G	----	KN157 (2) 8.89 G
400 XC-W	08-10	----	----	KN652 9.39 G
450 EXC	09	----	----	KN652 9.39 G
450 EXC/SX	03-07	----	----	KN155 (1) 8.89 G
450 EXC/SX	03-07	----	----	KN157 (2) 8.89 G
450 EXC-G	06	----	----	KN155 (1) 8.89 G
450 EXC-G	06	----	----	KN157 (2) 8.89 G
450 MXC	03-05	----	----	KN155 (1) 8.89 G
450 MXC	03-05	----	----	KN157 (2) 8.89 G
450 SMR/ SMS	04	606874 169.99 G	----	KN155 (1) 8.89 G
450 SMR/ SMS	04	606874 169.99 G	----	KN157 (2) 8.89 G
450 SMR	05-07	606874 169.99 G	----	KN155 (1) 8.89 G
450 SMR	05-07	606874 169.99 G	----	KN157 (2) 8.89 G
450 SMR	08-12	----	----	KN652 9.39 G
450 EXC	07	606874 169.99 G	----	KN155 (1) 8.89 G
450 EXC	07	606874 169.99 G	----	KN157 (2) 8.89 G
450 EXC	09-11	----	----	KN652 9.39 G
450 EXC RACING	03-05	606874 169.99 G	----	KN155 (1) 8.89 G
450 EXC RACING	03-05	606874 169.99 G	----	KN157 (2) 8.89 G
450 EXC RACING	06	----	----	KN155 (1) 8.89 G
450 EXC RACING	06	----	----	KN157 (2) 8.89 G
450 EXC RACING	07	606874 169.99 G	----	KN155 (1) 8.89 G
450 EXC RACING	07	606874 169.99 G	----	KN157 (2) 8.89 G

- accessories
- body
- handlebar & grips
- cables & levers
- exhaust
- engine
- fuel & intake**
- electrical & ignition
- clutch
- drive
- bearings
- brakes
- steering & suspension
- tires
- tools & shop

K&N DIRT BIKE AIR BOX FILTERS CONTINUED

APPLICATION	YEAR	AIR BOX FILTER	PRE CHARGER	K & N OIL FILTER
KTM DIRT BIKE CONTINUED				
450 EXC-G RACING	03-06	606874 169.99 G	----	KN155 (1) 8.89 G
450 EXC-G RACING	03-06	606874 169.99 G	----	KN157 (2) 8.89 G
450 MXC RACING	03-04	----	----	KN155 (1) 8.89 G
450 MXC RACING	03-04	----	----	KN157 (2) 8.89 G
450 MXC RACING	05	606874 169.99 G	----	KN155 (1) 8.89 G
450 MXC RACING	05	606874 169.99 G	----	KN157 (2) 8.89 G
450 MXC RACING	06	----	----	KN155 (1) 8.89 G
450 MXC RACING	06	----	----	KN157 (2) 8.89 G
450 MXC-G RACING	03-04	606874 169.99 G	----	KN155 (1) 8.89 G
450 MXC-G RACING	03-04	606874 169.99 G	----	KN157 (2) 8.89 G
450 EXC-R	08	----	----	KN652 9.39 G
450 SX/ SXS RACING	03-05	606874 169.99 G	----	KN155 (1) 8.89 G
450 SX/ SXS RACING	03-05	606874 169.99 G	----	KN157 (2) 8.89 G
450 SX RACING	06	----	----	KN155 (1) 8.89 G
450 SX RACING	06	----	----	KN157 (2) 8.89 G
450 SXF	10-12	----	----	KN652 9.39 G
450 XC	07	606874 169.99 G	----	KN155 (1) 8.89 G
450 XC	07	606874 169.99 G	----	KN157 (2) 8.89 G
450 XC	08	----	----	KN155 (1) 8.89 G
450XC	08	----	----	KN157 (2) 8.89 G
450 SXS	06	606874 169.99 G	----	KN155 (1) 8.89 G
450 SXS	06	606874 169.99 G	----	KN157 (2) 8.89 G
450 XC CROSS COUNTRY	04	606874 169.99 G	----	KN155 (1) 8.89 G
450 XC CROSS COUNTRY	04	606874 169.99 G	----	KN157 (2) 8.89 G
450 XCF	08-10	----	----	KN652 9.39 G
450 XC-G RACING	06	606874 169.99 G	----	KN155 (1) 8.89 G
450 XC-G RACING	06	606874 169.99 G	----	KN157 (2) 8.89 G
450 XC-W	07	606874 169.99 G	----	KN155 (1) 8.89 G
450 XC-W	07	606874 169.99 G	----	KN157 (2) 8.89 G
450 XC-W	09-12	----	----	KN652 9.39 G
505 XCF	08-09	----	----	KN652 9.39 G
505 SXF	07-09	----	----	KN652 9.39 G
520 EXC RACING/ SX RACING	99	----	----	KN155 (1) 8.89 G
520 EXC RACING/ SX RACING	99	----	----	KN157 (2) 8.89 G
520 EXC/ EXC-G	00-02	606874 169.99 G	----	KN155 (1) 8.89 G
520 EXC/ EXC-G	00-02	606874 169.99 G	----	KN157 (2) 8.89 G
520 EXC-E	99	----	----	KN155 (1) 8.89 G
520 EXC-E	99	----	----	KN157 (2) 8.89 G
520 MXC RACING	99-00	----	----	KN155 (1) 8.89 G
520 MXC RACING	99-00	----	----	KN157 (2) 8.89 G
520 SX RACING	00	606874 169.99 G	----	KN155 (1) 8.89 G
520 SX RACING	00	606874 169.99 G	----	KN157 (2) 8.89 G
525 EXC	07	606874 169.99 G	----	KN155 (1) 8.89 G
525 EXC	07	606874 169.99 G	----	KN157 (2) 8.89 G
525 EXC RACING	03-05	606874 169.99 G	----	KN155 (1) 8.89 G
525 EXC RACING	03-05	606874 169.99 G	----	KN157 (2) 8.89 G
525 EXC RACING/ SMR	06	----	----	KN155 (1) 8.89 G
525 EXC RACING/ SMR	06	----	----	KN157 (2) 8.89 G
525 EXC RACING	07	606874 169.99 G	----	KN155 (1) 8.89 G
525 EXC RACING	07	606874 169.99 G	----	KN157 (2) 8.89 G
525 EXC-G RACING	03-06	606874 169.99 G	----	KN155 (1) 8.89 G
525 EXC-G RACING	03-06	606874 169.99 G	----	KN157 (2) 8.89 G
525 MXC DESERT RACING/ MXC-G RACING/ SX RACING	03-05	606874 169.99 G	----	KN155 (1) 8.89 G
525 MXC DESERT RACING/ MXC-G RACING/ SX RACING	03-05	606874 169.99 G	----	KN157 (2) 8.89 G
525 MXC RACING	03-07	----	----	KN155 (1) 8.89 G
525 MXC RACING	03-07	----	----	KN157 (2) 8.89 G
525 SMR/ SX SUPERMOTOR	04-05	606874 169.99 G	----	KN155 (1) 8.89 G
525 SMR/ SX SUPERMOTOR	04-05	606874 169.99 G	----	KN157 (2) 8.89 G
525 SX/ EXC-G RACING	06	606874 169.99 G	----	KN155 (1) 8.89 G
525 SX/ EXC-G RACING	06	606874 169.99 G	----	KN157 (2) 8.89 G
525 SX RACING	06-07	----	----	KN155 (1) 8.89 G
525 SX RACING	06-07	----	----	KN157 (2) 8.89 G
525 XC/ XC-W	03-06	----	----	KN155 (1) 8.89 G
525 XC/ XC-W	03-06	----	----	KN157 (2) 8.89 G

K&N DIRT BIKE AIR BOX FILTERS CONTINUED

APPLICATION	YEAR	AIR BOX FILTER	PRE CHARGER	K & N OIL FILTER
KTM DIRT BIKE CONTINUED				
525 XC/ XC DESERT RACING/ XC-W	07	606874 169.99 G	----	KN155 (1) 8.89 G
525 XC/ XC DESERT RACING/ XC-W	07	606874 169.99 G	----	KN157 (2) 8.89 G
530 EXC	10-11	----	----	KN652 9.39 G
530EXC-R	08-09	----	----	KN652 9.39 G
530 XC -WR	08-09	----	----	KN652 9.39 G
530 XC-W	10-11	----	----	KN652 9.39 G
540 SXS RACING	01-06	606874 169.99 G	----	KN155 (1) 8.89 G
540 SXS	01-06	606874 169.99 G	----	KN157 (2) 8.89 G
560 SMR	06-07	606874 169.99 G	----	KN155 (1) 8.89 G
560 SMR	06-07	606874 169.99 G	----	KN157 (2) 8.89 G
620 DUKE/EGS	ALL	----	----	KN155 (1) 8.89 G
620 DUKE/EGS	ALL	----	----	KN156 (1) 15.49 G
620 EXE	ALL	----	----	KN155 (2) 8.89 G
620 LSK	ALL	----	----	KN155 (1) 8.89 G
620 LSK	ALL	----	----	KN156 (2) 15.49 G
625 SMC	04-05	----	----	KN155 8.89 G
625 SXC	02-05	----	----	KN155 (1) 8.89 G
625 SXC	02-05	----	----	KN157 (2) 8.89 G
640 DUKE/LC4	ALL	----	----	KN155 (1) 8.89 G
640 DUKE/LC4	ALL	----	----	KN156 (2) 15.49 G
660 SMC	03-05	----	----	KN155 (1) 8.89 G
660 SMC	03-05	----	----	KN157 (2) 8.89 G
660 SUPERMOTO	02-03	----	----	KN155 (1) 8.89 G
660 SUPERMOTO	02-03	----	----	KN157 (2) 8.89 G
690 ENDURO	08	KT6907 68.69 G	----	KN155 (1) 8.89 G
690 ENDURO	08	KT6907 68.69 G	----	KN157 (2) 8.89 G
690 ENDURO	09	----	----	KN155 (1) 8.89 G
690 ENDURO	09	----	----	KN157 (2) 8.89 G
690 ENDURO	09	KT6908 83.79 G	----	KN155 (1) 8.89 G
690 ENDURO	09	KT6908 83.79 G	----	KN157 (2) 8.89 G
690 SMC	08	KT6908 83.79 G	----	KN155 (1) 8.89 G
690 SMC	08-12	KT6908 83.79 G	----	KN157 (2) 8.89 G
690 SUPERMOTO	08-10	KT6907 68.69 G	----	KN155 (1) 8.89 G
690 SUPERMOTO	08	KT6907 68.69 G	----	KN157 (2) 8.89 G
690 SUPERMOTO R	08	KT6907 68.69 G	----	KN155 (1) 8.89 G
690 SUPERMOTO R	08	KT6907 68.69 G	----	KN157 (2) 8.89 G
950 SUPER ENDURO R	07-11	----	----	KN158 9.99 G
SUZUKI DIRT BIKE				
RM80	86-01	568086 65.69 G	----	----
RM85/L	02-12	568086 65.69 G	----	----
DR100	83-90	----	----	KN131 7.19 G
DRZ110	03-05	561102 55.79 G	----	KN112 7.19 G
DR125/SE/X/Y	98-00	----	----	KN132 7.19 G
DRZ125/L	03-12	561203 57.39 G	----	KN132 7.19 G
RM125	06-08	YA2506 128.69 G	----	----
DR200SE	96-10	----	----	KN132 7.19 G
DRZ250/EP/ER/ES/L/M/N	90-95	563590 77.59 G	----	KN136 8.29 G
DRZ250	01-07	SU2501 61.49 G	----	----
RM250	06-08	YA2506 128.69 G	----	----
RMZ250	04-06	KA2504 123.89 G	----	KN207 8.29 G
RMZ250	07-14	YA2506 128.69 G	----	KN207 8.29 G
DR350	90-00	----	----	KN136 8.29 G
DR350S/SE	90-99	563590 77.59 G	----	KN136 8.29 G
DR350SE	00	----	----	KN136 8.29 G
DRZ400	00-03	SU4000 72.49 G	----	KN139 7.19 G
DRZ400 E	00-08	SU4000 72.49 G	----	KN139 7.19 G
DRZ400S	00-09	SU4000 72.49 G	----	KN139 7.19 G
DRZ400S	10	----	----	KN139 7.19 G
DRZ400S	11-12	SU4000 72.49 G	----	KN139 7.19 G
DRZ400SM	05-09	SU4000 72.49 G	----	KN139 7.19 G
DRZ400SM	10	----	----	KN139 7.19 G
RMZ450	05-14	YA2506 128.69 G	----	KN207 8.29 G

- accessories
- body
- handlebar & grips
- cables & levers
- exhaust
- engine
- fuel & intake**
- electrical & ignition
- clutch
- drive
- bearings
- brakes
- steering & suspension
- tires
- tools & shop

K&N DIRT BIKE AIR BOX FILTERS CONTINUED

APPLICATION	YEAR	AIR BOX FILTER	PRE CHARGER	K & N OIL FILTER
SUZUKI DIRT BIKE CONTINUED				
DR500	81-84	----	----	KN137 8.29 G
DR600/L/M/R/SE	85-91	----	----	KN137 8.29 G
DR650SE	96-10	566596 72.59 G	----	KN137 8.29 G
DR650SE	11	----	----	KN137 8.29 G
DR650S	90-95	566590 79.29 G	----	KN137 8.29 G
YAMAHA DIRT BIKE				
PW80	83-08	568083 54.69 G	----	----
YZ80	81-82	561390 64.69 G	----	----
YZ80	93-01	568096 63.79 G	----	----
TTR90	00-04	569001 53.09 G	----	----
TTR90E	04-08	569001 53.09 G	----	----
TTR125	00-04	561201 75.29 G	----	----
TTR125E	03-09	561201 75.29 G	----	----
TTR125L	00-08	561201 75.29 G	----	----
TTR125LE	03-09	561201 75.29 G	----	----
TTR125LE	11-12	561201 75.29 G	----	----
TTR125LW	07	561201 75.29 G	----	----
TW125	99-04	----	----	KN143 11.09 G
XT125	82-96	----	----	KN143 11.09 G
YZ125	91-09	YA2506 128.69 G	----	----
YZ125	11-12	YA2506 128.69 G	----	----
YX125 R125	08-09	----	----	KN141 9.39 G
DT175	78-81	561078 57.29 G	----	----
MX175	79-81	561078 57.29 G	----	----
TW200	01-11	----	----	KN143 11.09 G
TW200 TRAILWAY	87-07	----	----	KN143 11.09 G
XT200	82-83	----	----	KN143 11.09 G
TT225	86-87	562292 76.49 G	----	KN143 11.09 G
TTR225	00-04	562292 76.49 G	----	KN143 11.09 G
XT225	01-07	562292 76.49 G	----	KN143 11.09 G
XT225 SEROW	92-00	562292 76.49 G	----	KN143 11.09 G
TTR230	05-14	----	----	KN143 11.09 G
DT250	74-77	564074 59.69 G	----	----
TT250	80-82	----	----	KN145 8.29 G
TTR250	00-06	563586 60.19 G	----	KN142 11.09 G
WR250F	01-02	YA2506 128.69 G	----	KN142 11.09 G
WR250F	03-08	YA4503 130.09 G	----	KN141 9.39 G
WR250F	09	YA4503	----	608168 8.29 G
WR250F	11-13	YA4503	----	608168 8.29 G
WR250R/X	07-08	563586 60.19 G	----	KN141 9.39 G
WR250R/X	09-12	563586 60.19 G	----	608168 8.29 G
XT250 A 3Y3	ALL	----	----	KN145 8.29 G
XT250 LC/L	1984	----	----	KN143 11.09 G
XT250T	83	----	----	KN143 11.09 G
XT250	09-12	----	----	608168 8.29 G
YZ250	91-12	YA2506 128.69 G	----	----
YZ250F	01-02	YA2506 128.69 G	----	KN142 11.09 G
YZ250F	03-08	YA2506 128.69 G	----	KN141 9.39 G
YZ250F	09-14	YA2506 128.69 G	----	608168 8.29 G
TT350	86-87	563586 60.19 G	----	KN143 11.09 G
TT350	88-92	----	----	KN143 11.09 G
XT350 DUALSPORT	85-01	----	----	KN143 11.09 G
DT360	74	564074 59.69 G	----	----
DT400	74-77	564074 59.69 G	----	----
WR400F	98	YA2506 128.69 G	----	----
WR400F	99-02	YA2506 128.69 G	----	KN142 11.09 G
XT400/4V	81-84	----	----	KN145 8.29 G
YZ400F	98-99	YA2506 128.69 G	----	KN142 11.09 G
WR426F	01-02	YA2506 128.69 G	----	KN142 11.09 G
YZ426F	00-02	YA2506 128.69 G	----	KN142 11.09 G
WR450F	03-08	YA4503 130.09 G	----	KN141 9.39 G
WR450F	09	YA4503 130.09 G	----	608168 8.29 G

K&N DIRT BIKE AIR BOX FILTERS CONTINUED

APPLICATION	YEAR	AIR BOX FILTER	PRE CHARGER	K & N OIL FILTER
YAMAHA DIRT BIKE CONTINUED				
WR450F	11	YA4503 130.09 G	----	608168 8.29 G
YZ450F	03-08	YA2506 128.69 G	----	KN141 9.39 G
YZ450F	09	YA2506 128.69 G	----	608168 8.29 G
YZ450F	10-14	608164 82.09 G	----	608168 8.29 G
TT500	77-81	YA1100 64.39 G	----	KN145 8.29 G
XT500	77-81	----	----	KN145 8.29 G
TT600	83-89	566003 86.19 G	----	KN145 8.29 G
TT600	97-00	----	----	KN143 11.09 G
TT600R	99-00	----	----	KN143 11.09 G
TT600RE	2004	----	----	KN145 8.29 G
XT600	84-89	566084 90.99 G	----	KN145 8.29 G
XT600	91-95	----	----	KN145 8.29 G
XT600E	91-99	566090 62.69 G	----	KN145 8.29 G
XT600E	00-02	----	----	KN145 8.29 G

K&N DIRECT MOUNT DIRT BIKE FILTERS



Remove your airbox and mount this filter directly to your factory carburetor.



HONDA		AIR FILTER	
XR75	73-78	560070 51.69 G	
XR80	79	560070 51.69 G	
XL175	72-76	RU1050 56.99 G	
XR250R	79-82	RU1050 56.99 G	
XL350	73-75	561070 57.69 G	

KAWASAKI		AIR FILTER	
KL250	78-79	RU1050 56.99 G	
KL250	80-84	560520 57.69 G	
YAMAHA		AIR FILTER	
TT500	77-81	RU1050 56.99 G	
XT500	77-81	RU1050 56.99 G	

FILTER CHARGER OIL

K&N Air Filter Oil is the only oil specially formulated to work in combination with the cotton fabric in K&N Filter-charger elements providing a superior air filtration system. When used as directed, it quickly penetrates the filter pleats, where it remains suspended in the cotton fabric. Saturation is maintained until the element is cleaned with K&N Air Filter Cleaner.



560504	6-1/2 oz. aerosol can	12/case	8.99 G
560516	12 oz. aerosol can	12/case	10.59 G
560533	8 oz. squeeze bottle	12/case	6.69 G
5611312	1/2 oz. pillow pack	50/case	6.89 G

AIR FILTER CLEANER & DEGREASER

NOTE: Do not use on polished or anodized aluminum.

K&N Air Filter Cleaner is the only cleaner formulated to clean K&N Filtercharger elements. K&N Cleaner works to dissolve the dirt build up and old filter oil, and can be washed away with water. It is biodegradable and safe on paint, chrome, cast aluminum, plastic, rubber and vinyl when used as directed.



12 fl. oz. squirt bottle	32 fl. oz. squirt bottle
560606 9.39 W	560621 14.89 G
12 per case	

SEALING GREASE

Provides an airtight fit around sealing surfaces on all types of air filter elements. Resists heat and will not melt or run off. Not to be used on clamp-on filter elements.



6 oz. squeeze tube.
560704 13.89 G
12 Per Case



UNIVERSAL AIR FILTERS

Pleated washable polyester filters with aluminum end caps.

Fits 36-38mm carbs, 61mm I.D., 92mm long, Tapered.

627047 20.95 L

Fits 40-44mm carbs, 71mm I.D., 92mm long, Tapered.

627048 20.95 L



- accessories
- body
- handlebar & grips
- cables & levers
- exhaust
- engine
- fuel & intake
- electrical & ignition
- clutch
- drive
- bearings
- brakes
- steering & suspension
- tires
- tools & shop

FUEL & INTAKE



EMGO DIRT BIKE AIR FILTERS



APPLICATION	YEAR	PART #		
HONDA				
XR80	85-03	202172	7.95	L
CR125R	89-01	EM90642	26.95	J
NX250	88-95	202181	14.95	L
XR250L	91-99	EM90460	19.95	L
CRF250R	04-09	EM90582	20.95	L
CRM250	89-93	EM90460	19.95	L
CRF450R	03-08	EM90582	20.95	L
CR500R	89-01	EM90642	26.95	J
XR600R	85-02	EM90460	19.95	L
XL600R	83-87	824007	13.95	L
XL600V (TRANSALP)	87-00	202184	17.95	L
XR650L	93-13	EM90450	14.95	L
XR750 (AFRICA TWIN)	90-92	202184	17.95	L
XL1000V (VARADERO)	99-02	202209	27.95	L
XLV1000 VARADERO	03-08	202210	22.95	L
KAWASAKI				
KX65	00-13	EM93070	11.95	L
KX125	87-89	202178	21.95	L
KX125	97-05	EM90642	26.95	J
KDX200	89-06	202178	21.95	L
KX250F	04-05	EM93042	25.95	J
KX250	97-07	EM90642	26.95	J
KLX250 S/SF	09-13	829110	22.95	L
KX250	87-89	202178	21.95	L
KLX300	97-07	202178	21.95	L
KLX650	93-96	829112	11.95	L

APPLICATION	YEAR	PART #		
KTM				
SX60/65	98-08	EM90642	26.95	J
SUZUKI				
RM65	04-06	EM93070	11.95	L
RM125	96-06	EM95570	20.95	L
RM-Z250	04-06	EM93042	25.95	J
DR250S/SE	90-99	EM94070	15.95	L
DR750SL (EURO)	88-89	202270	16.95	L
DR800	92-95	202260	23.95	L
YAMAHA				
DT125R/X	91-07	202348	12.95	L
WR/WX125	09-11	829195	6.95	L
YZ125	97-13	EM95570	20.95	L
TT500	76-81	202331	8.95	L
XT550	82-83	202325	11.95	L
XT660R/X SUPER MOTARD	04-11	202333	17.95	L



EMGO DIRT BIKE OIL FILTERS

APPLICATION	YEAR	ELEMENT	SPIN ON CHROME	SPIN ON BLACK	MICRO GLASS CHROME	MICRO GLASS BLACK
GAS GAS						
400/450 FSE	03-07	598020 3.95 L	----	----	----	----
450 FSR/EC/SM	08	598020 3.95 L	----	----	----	----
450 Pampera	07-08	598020 3.95 L	----	----	----	----
510 EC/SM	09	598020 3.95 L	----	----	----	----
HONDA						
CRF 150R/RB	07-14	EM99210 5.95 L	----	----	----	----
CRF 250 R/X	04-13	EM99210 5.95 L	----	----	----	----
NX 250	91-95	598020 3.95 L	----	----	----	----
TLR 250	85-87	598020 3.95 L	----	----	----	----
XL 250 R	82-87	EM99220 4.95 L	----	----	----	----
XR 250 L/R	84-04	EM99220 4.95 L	----	----	----	----
XR 250R	82-04	598020 3.95 L	----	----	----	----
XR 250L	91-99	598020 3.95 L	----	----	----	----
XL 350 R, RG, RF, RH	85-87	598020 3.95 L	----	----	----	----
XR 350 R	83-87	598020 3.95 L	----	----	----	----
XR 400R	96-04	598020 3.95 L	----	----	----	----
CRF 450 R/X	02-13	EM99210 5.95 L	----	----	----	----
XR 500 R	81-92	EM99220 4.95 L	----	----	----	----
XL 600 V Translap	87-00	----	EM82220 9.95 L	EM82230 6.95 L	EM82222 14.95 L	EM82232 9.95 L
XL 600	83-88	598020 3.95 L	----	----	----	----
XR 600 R	85-99	EM99220 4.95 L	----	----	----	----
XR 650 L	93-14	598020 3.95 L	----	----	----	----
XR 650 R	00-07	598020 3.95 L	----	----	----	----
XL 650 Translap	01-07	----	EM82220 9.95 L	EM82230 6.95 L	EM82222 14.95 L	EM82232 9.95 L
XR750 African Twin	88-90	----	EM82220 9.95 L	EM82230 6.95 L	EM82222 14.95 L	EM82232 9.95 L
XL 700 V Translap	08-12	----	----	EM82240 6.95 L	----	----
XR750 African Twin	90-02	----	EM82220 9.95 L	EM82230 6.95 L	EM82222 14.95 L	EM82232 9.95 L
KAWASAKI						
KLX 110	02-14	598020 3.95 L	----	----	----	----
KSR 110	03-08	598020 3.95 L	----	----	----	----



EMGO DIRT BIKE OIL FILTERS CONTINUED

APPLICATION	YEAR	ELEMENT	SPIN ON CHROME	SPIN ON BLACK	MICRO GLASS CHROME	MICRO GLASS BLACK
KAWASAKI CONTINUED						
KLX 125	10-14	598020 3.95 L	----	----	----	----
KLX 140 / L	08-15	598020 3.95 L	----	----	----	----
KL 250	78-05	598022 3.95 L	----	----	----	----
KL 250 Sherpa	00-09	598020 3.95 L	----	----	----	----
KLE 250	93-95	202005 3.95 L	----	----	----	----
KLR 250	03-05	598022 3.95 L	----	----	----	----
KLX 250 R / S	09-14	598020 3.95 L	----	----	----	----
KLX 250 B	79-82	598022 3.95 L	----	----	----	----
KX 250F	04-15	EM30010 5.95 L	----	----	----	----
KLX 300 R	97-07	598020 3.95 L	----	----	----	----
KLE 400	91-96	----	202069 9.95 L	202070 6.95 L	----	----
KLX 400R/SR	03	EM55510 3.95 L	----	----	----	----
KX 450 F	06-14	598020 3.95 L	----	----	----	----
KLX 450R	08-13	598020 3.95 L	----	----	----	----
KLE 500	91-02 /06-07	----	EM82220 9.95 L	EM82230 6.95 L	EM82222 14.95 L	EM82232 9.95 L
KLE 500	03-05	----	----	EM82240 6.95 L	----	----
KLR 600	84-86	598022 3.95 L	----	----	----	----
KLX 650/ R	93-97	598022 3.95 L	----	----	----	----
KTM						
EXC 250 *(SHORT)	01-06	EM26958 4.95 L	----	----	----	----
EXC 250 *(LONG)	01-06	EM26952 4.95 L	----	----	----	----
XCF/XCFW 250	07-12	202027 4.95 L	----	----	----	----
EXC-F/SX-F 250	13-15	202029 3.95 L	----	----	----	----
SXF 250	06-12	202027 4.95 L	----	----	----	----
300EXC-F	15	202029 3.95 L	----	----	----	----
350 Freeride	12-14	202029 3.95 L	----	----	----	----
SXF 350	11-12	202029 3.95 L	----	----	----	----
EXC-F 350	12-13	202029 3.95 L	----	----	----	----
XCF-W 350	12-13	202029 3.95 L	----	----	----	----
MXC/EXC/SX 400 *(LONG)	99-07	EM26952 4.95 L	----	----	----	----
MXC/EXC/SX 400 *(SHORT)	99-07	EM26958 4.95 L	----	----	----	----
XC-W 400 (LONG)	07	EM26952 4.95 L	----	----	----	----
XC-W 400 (SHORT)	07	EM26958 4.95 L	----	----	----	----
XCW/EXC 400	08-11	202029 3.95 L	----	----	----	----
SMR 450 *(LONG)	04-07	EM26952 4.95 L	----	----	----	----
SMR 450 *(SHORT)	04-07	EM26958 4.95 L	----	----	----	----
SMR 450	08-12	202029 3.95 L	----	----	----	----
XC/EXC/MXC 450 *(LONG)	03-07	EM26952 4.95 L	----	----	----	----
XC/EXC/MXC 450 *(SHORT)	03-07	EM26958 4.95 L	----	----	----	----
XCF/XCW/EXC 450	08-11	202029 3.95 L	----	----	----	----
XCW/EXC 450	12-13	202027 4.95 L	----	----	----	----
SXF 450	07-12	202029 3.95 L	----	----	----	----
450 SX-F	13-15	202027 4.95 L	----	----	----	----
450XCX F/W	12-13	202027 4.95 L	----	----	----	----
EXC 500	12-15	202027 4.95 L	----	----	----	----
XC/SX-F 505	08-09	202029 3.95 L	----	----	----	----
MXC/EXC/SX 520 *(LONG)	99-02	EM26952 4.95 L	----	----	----	----
MXC/EXC/SX 520 *(SHORT)	99-02	EM26958 4.95 L	----	----	----	----
450/525 XC ATV (SHORT)	08-10	EM26958 4.95 L	----	----	----	----
450/525 XC ATV (LONG)	08-10	EM26952 4.95 L	----	----	----	----
SMR 525 (SHORT)	04-06	EM26958 4.95 L	----	----	----	----
SMR 525 (LONG)	04-06	EM26952 4.95 L	----	----	----	----
EXC/MXC/XC/SX 525 * (LONG)	03-07	EM26952 4.95 L	----	----	----	----
EXC/MXC/XC/SX 525 * (SHORT)	03-07	EM26958 4.95 L	----	----	----	----
EXC/XC-RW 530	08-11	202029 3.95 L	----	----	----	----
SXS 540 * (LONG)	06-07	EM26952 4.95 L	----	----	----	----
SXS 540 *(SHORT)	06-07	EM26958 4.95 L	----	----	----	----
EXC 625 *(SHORT)	02-06	EM26958 4.95 L	----	----	----	----
SMC 625 * (LONG)	04-05	EM26952 4.95 L	----	----	----	----
SXC 625, SXC *(LONG)	02-05	EM26952 4.95 L	----	----	----	----
SXC 625 * (SHORT)	02-05	EM26958 4.95 L	----	----	----	----

- accessories
- body
- handlebar & grips
- cables & levers
- exhaust
- engine
- fuel & intake**
- electrical & ignition
- clutch
- drive
- bearings
- brakes
- steering & suspension
- tires
- tools & shop

EMGO DIRT BIKE OIL FILTERS CONTINUED

APPLICATION	YEAR	ELEMENT	SPIN ON CHROME	SPIN ON BLACK	MICRO GLASS CHROME	MICRO GLASS BLACK
SUZUKI						
DR 100	83-90	EM84200 3.95 L	----	----	----	----
SP 100	83	EM84200 3.95 L	----	----	----	----
DRZ 110	03-05	598020 3.95 L	----	----	----	----
DR 125	86-96	598024 3.95 L	----	----	----	----
DR 125	80-85	EM84200 3.95 L	----	----	----	----
DR-Z 125/L	03-14	598024 3.95 L	----	----	----	----
RV 125 Van Van	03-06	598024 3.95 L	----	----	----	----
SP 125	82-85	EM84200 3.95 L	----	----	----	----
SP 125	86-88	598024 3.95 L	----	----	----	----
DR 200 / SE	86-14	598024 3.95 L	----	----	----	----
SP 200	86-88	598024 3.95 L	----	----	----	----
RV 200 Van Van	02-05	598024 3.95 L	----	----	----	----
DR 250	82-88	EM99300 3.95 L	----	----	----	----
DR 250 /SE	90-99	EM99300 3.95 L	----	----	----	----
DR-Z 250	01-07	EM99300 3.95 L	----	----	----	----
RM-Z 250	04-14	EM30010 5.95 L	----	----	----	----
GW 250 Inazuma	12-14	----	EM55670	EM55660 6.95 L	EM55672	EM55672 14.95 L
SP 250	82-85	EM99300 3.95 L	----	----	----	----
DR 350 /S/SE	90-00	EM99300 3.95 L	----	----	----	----
DR-Z 400 S/E	00-14	EM55510 3.95 L	----	----	----	----
RMZ 450	05-14	EM30010 5.95 L	----	----	----	----
RMX 450	10-13	EM30010 5.95 L	----	----	----	----
DR 500 /D/S	81-84	EM85900 3.95 L	----	----	----	----
SP 500	81-83	EM85900 3.95 L	----	----	----	----
DR 600 S/R	85-91	EM85900 3.95 L	----	----	----	----
SP 600	85	EM85900 3.95 L	EM55670 8.95 L	EM55660 6.95 L	EM55672 14.95 L	EM55662 9.95 L
DR 650 S/SE	90-14	EM85900 3.95 L	----	----	----	----
DR 750	88-89	EM85900 3.95 L	----	----	----	----
DR 800	88-00	EM85900 3.95 L	----	----	----	----
YAMAHA						
WR125 X	09-14	EM79130 4.95 L	----	----	----	----
DT 125 R	91-04	EM79110 7.95 L	----	----	----	----
TW 125	99-04	EM79110 7.95 L	----	----	----	----
125 XC Flames	00-99	EM79110 7.95 L	----	----	----	----
XT 125	82-83	EM79110 7.95 L	----	----	----	----
XT 125 (2YE)	88-90	EM79110 7.95 L	----	----	----	----
XT 125 (2YU)	91-96	EM79110 7.95 L	----	----	----	----
BW 200 E, S Big Wheel	85-88	EM79110 7.95 L	----	----	----	----
TW 200 Trailway	87-14	EM79110 7.95 L	----	----	----	----
XT 200	82-83	EM79110 7.95 L	----	----	----	----
TT 225 S,T	86-87	EM79110 7.95 L	----	----	----	----
TT-R 225	00-04	EM79110 7.95 L	----	----	----	----
TW 225E	04-07	EM79110 7.95 L	----	----	----	----
XTM 225 Serow	92-07	EM79110 7.95 L	----	----	----	----
TT-R 230 V/VC,W/WC	05-14	EM79110 7.95 L	----	----	----	----
TT 250	80-82	EM79100 3.95 L	----	----	----	----
TT 250 R	93-97	EM79120 7.95 L	----	----	----	----
TT-R 250	05-06	EM79120 7.95 L	----	----	----	----
TTR 250	00-05	EM79120 7.95 L	----	----	----	----
WR 250F	01-02	EM79120 7.95 L	----	----	----	----
WR 250F	03-13	EM79130 4.95 L	----	----	----	----
XT 250	80-84	EM79100 3.95 L	----	----	----	----
XT 250 Serow	05-08	EM79130 4.95 L	----	----	----	----
YZ 250F	01-02	EM79120 7.95 L	----	----	----	----
YZ 250F	03-13	EM79130 4.95 L	----	----	----	----
BW 350 Big Wheel	87-88	EM79100 3.95 L	----	----	----	----
TT 350 S,T,W,A,B	86-92	EM79110 7.95 L	----	----	----	----
XT 350	85-01	EM79110 7.95 L	----	----	----	----
WR 400F	98-02	EM79120 7.95 L	----	----	----	----
XT 400 4 Valve	83-84	EM79100 3.95 L	----	----	----	----
XT 400	81-82	EM79100 3.95 L	----	----	----	----
XT 400 E	91	EM79100 3.95 L	----	----	----	----

EMGO DIRT BIKE OIL FILTERS CONTINUED

APPLICATION	YEAR	ELEMENT	SPIN ON CHROME	SPIN ON BLACK	MICRO GLASS CHROME	MICRO GLASS BLACK
YAMAHA CONTINUED						
YZ 400F K,L	98-99	EM79120 7.95 L	----	----	----	----
WR 426F N/P	01-02	EM79120 7.95 L	----	----	----	----
YZ 426F M/N/P	00-02	EM79120 7.95 L	----	----	----	----
WR 450F	03-13	EM79130 4.95 L	----	----	----	----
YZ 450 F	03-13	EM79130 4.95 L	----	----	----	----
TT 500	76-81	EM79100 3.95 L	----	----	----	----
XT 500	76-83	EM79100 3.95 L	----	----	----	----
TT 600 S,E	97	EM79110 7.95 L	----	----	----	----
TT 600E/R	99-03	EM79110 7.95 L	----	----	----	----
TT 600	83-92	EM79100 3.95 L	----	----	----	----
TT 600RE	04	EM79100 3.95 L	----	----	----	----
XT 600Z Tenere	83-91	EM79100 3.95 L	----	----	----	----
TT 600	83-92	EM79100 3.95 L	----	----	----	----
XT 660R	04-11	EM79100 3.95 L	----	----	----	----

WILD BOAR DIRT BIKE STAINLESS STEEL OIL FILTERS

WILD BOAR
OFF ROAD PRODUCTS



HUSABERG DIRT BIKE				
All	97-07	WB278400	39.95	H
KAWASAKI DIRT BIKE				
KX250F	04-06	WB278700	39.95	H
KTM DIRT BIKE				
250 EXC	02-06	WB278400*	39.95	H
250 EXC	02-06	WB278401**	39.95	H
250 SXF	05-07	WB278400	39.95	H
250 XCW	2007	WB278400*	39.95	H
250 XCW	2007	WB278401**	39.95	H
400 MXC/SX/EXC	02-06	WB278400*	39.95	H
400 MXC/SX/EXC	02-06	WB278401**	39.95	H
400 LC4	92-06	WB278400*	39.95	H
400 XC/XCW	06-07	WB278400*	39.95	H
400 XC/XCW	06-07	WB278401**	39.95	H
450 EXC/SX	02-06	WB278400*	39.95	H

KTM DIRT BIKE CONTINUED				
450 EXC/SX	02-06	WB278401**	39.95	H
520 EXC/MXC/SX	02-06	WB278400*	39.95	H
520 EXC/MXC/SX	02-06	WB278401*	39.95	H
525 EXC/MXC/SX	02-07	WB278400*	39.95	H
525 EXC/MXC/SX	02-07	WB278401**	39.95	H
540 SXS	02-05	WB278400*	39.95	H
540 SXS	02-05	WB278401**	39.95	H
600 LC4	92-06	WB278400*	39.95	H
620 LC4	92-06	WB278400*	39.95	H
625 SXC	03-06	WB278400*	39.95	H
625 SXC	03-06	WB278401**	39.95	H
640 Duke/LC4	92-06	WB278400*	39.95	H
Adventure LC8	04-06	WB278402	39.95	H
SUZUKI				
RMZ250	05-07	WB278700	39.95	H

*Lower (1st) filter 2 5/8" long

**Upper (2nd) filter 2" long

FILTER CLEANER

KL608 7.95 B

Improves air flow and performance • Cleans fabric and foam air filters • Cleans oil, dust, dirt and sand from filters • Rinses clean with water • Environmentally safe formula • 16 oz.

FOAM FILTER OIL

KL606 8.95 B

Improves air flow • Traps dust, dirt and sand • Filters out micron sized particles • Blocks out moisture and water • Waterproof formula will not clog • Klotz red color for easy application • Environmentally safe formula • 15.25 oz.

FABRIC FILTER OIL

KL607 8.95 B

Improves air flow • Filters out micron sized particles • Traps dust, dirt and sand • Quickly penetrates and will not run off • Moisture resistant formula • Easy application • Environmentally safe formula • 16 oz.



- accessories
- body
- handlebar & grips
- cables & levers
- exhaust
- engine
- fuel & intake
- electrical & ignition
- clutch
- drive
- bearings
- brakes
- steering & suspension
- tires
- tools & shop



FACTORY REPLACEMENT UNI AIR FILTERS



Uni Filter dirt bike air filters are unsurpassed in airflow, dirt stopping and overall performance. And they produce MORE HORSEPOWER and MORE TORQUE than any other air filter. Uni's revolutionary two stage air filter is the only filter that comes apart for maximum airflow and ultimate cleaning. To complete the winning combination, apply Uni oil and Uni cleaner.

MODEL	YEAR	FACTORY REPLACEMENT AIR FILTERS		
HONDA				
CRF & XR 50/70	1997-14	UF4131	8.95	L
CRF & XR 50/70 Hi-Flow	1997-14	234160	19.95	L
CRF & XR 80/100	1988-14	UF4132	14.95	L
CRF & XR 80/100 Hi-Flow	1988-14	234161	19.95	L
CR 60/80	1983-84	UF4064	25.95	L
CR 80	1985	UF4077	26.95	L
CR 80	1986-02	UF4104	30.95	L
CR 85	2003-07	UF4104	30.95	L
CRF 110	2013-15	UF4146	15.95	L
CR 125	1981-84	UF4052	28.95	L
CR 125	1985	UF4078	30.95	L
CR 125	1986	UF4103	30.95	L
CR 125	1987-88	UF4105	28.95	L
CR 125	1989-01	UF4112	30.95	L
CR 125	2002-07	UF4135	30.95	L
CRF 125F	2014-15	UF4147	26.95	L
CRF 150 F	2003-15	UF4137	26.95	L
CRF 150 R	2007-16	UF4141	30.95	L
XR 200 R	1984-05	UF4073	34.95	L
CRF 230F	2003-15	UF4137	26.95	L
XR 200	1980-84	UF4058	16.95	L
XR 250 R	1984-85	UF4073	34.95	L
XR 250 R & L	1986-04	UF4074	34.95	L
CR 250	1981-84	UF4052	28.95	L

MODEL	YEAR	FACTORY REPLACEMENT AIR FILTERS		
HONDA (CONTINUED)				
CR 250	1985	UF4078	30.95	L
CR 250	1986	UF4103	30.95	L
CR 250	1987	UF4105	28.95	L
CR 250	1988-01	UF4112	30.95	L
CR 250R	2002-07	UF4135	30.95	L
CRF 250R	2004-09	UF4136	30.95	L
CRF 250R	2010-13	UF4144	30.95	L
CRF 250 R	2014-16	UF4145	30.95	L
CRF 250 X	2004-13	UF4138	30.95	L
XR 350 R	1983-85	UF4074	34.95	L
XR 400	1996-04	UF4074	34.95	L
CRF 450R	2002	UF4133	30.95	L
CRF 450R	2003-08	UF4136	30.95	L
CRF 450R	2009-12	UF4144	30.95	L
CRF 450R	2013-16	UF4145	30.95	L
CRF 450 X	2005-16	UF4138	30.95	L
CR 450/480/500	1981-84	UF4052	28.95	L
CR 500	1985	UF4078	30.95	L
CR 500	1986	UF4103	30.95	L
CR 500	1987-88	UF4105	28.95	L
CR 500	1989-02	UF4112	30.95	L
XR 500	1983	UF4075	34.95	L
XR 600 R	1984	UF4075	34.95	L
XR 600 R	1985-02	UF4074	34.95	L
XL 600	1983-87	UF4065	23.95	L
XR 650 L	1993-15	UF4117	34.95	L

UNI AIR BOX FILTERED AIR VENTS



UFV6 12.95 L
6 per package

Uni's "Foam Filtered Air Vents" increase the pre-filtered air supply to the airbox. The foam filter element may be cleaned and re-oiled. For Street, Dirt, ATVs, etc.

UNIVERSAL DIRT FILTER



UF6229	21.95	L	2 1/4"	57mm	No reducer	6"	152	15°
UF6245	20.95	L	2 1/2"	63mm	No reducer	6"	152	15°
UF6275	19.95	L	2 3/4"	70mm	No reducer	6"	152	15°



UNI FOAM AIR FILTER OIL/CLEANER



FILTER CLEANER

UFC300 11.95 L
16 oz aerosol

FILTER OIL

UFF100 9.95 L
L5.5 oz aerosol
UFF16 9.95 L
16 oz.



MAINTENANCE KIT



UFM400 19.95 L

FACTORY REPLACEMENT UNI AIR FILTERS CONTINUED

MODEL	YEAR	FACTORY REPLACEMENT AIR FILTERS		
HONDA				
XR 650R	2000-08	UF4130	38.95	L
XR 650R	2000-08	UF4130F	22.95	L
HUSQVARNA				
250/500 AE, CR, XC, WR	1983-84	UF1004	30.95	L
(Single Shock) 350/610 WXC, E	1985-87, 90-91	UF1006	30.95	L
125/250/360	1992-07	UF1008	30.95	L
250/400/450/510 4 Stroke	2004-05	UF1008	30.95	L
350/410/610	1992-03	UF1009	30.95	L
510	1986-87	UF1007	30.95	L
85 TC	2014-16	234224	30.95	L
125 TE/TC	2014-15	234224	30.95	L
250/450 TE/TC	2002-13	UF1008	30.95	L
250 TE/TC	2014-15	234224	30.95	L
250 FE/FC	2014-15	234224	30.95	L
250/310 TXC	2013	UF1008	30.95	L
300 TE	2014-15	234224	30.95	L
350 FE/FC	2014-15	234224	30.95	L
449 TC/TE/TXE	2011-13	UF1010	36.95	L
450 FE/FC	2014-15	234224	30.95	L
501 FE	2014-15	234224	30.95	L
510 TE	2003-09	UF1008	30.95	L
511 TE, TXC	2011-13	UF1010	36.95	L
KAWASAKI				
KDX 80	1984-88	UF2347	26.95	L
KX 60	1985-03	UF2355	22.95	L
KX 65	2000-16	UF2385	24.95	L
KX 80	1983-84	UF2347	26.95	L
KX 80	1985	UF2356	24.95	L
KX 80	1986-90	UF2361	30.95	L
KX 80	1991-01	UF2369	29.95	L
KX 85	2001-13	UF2369	29.95	L
KX 85	2014-16	UF2601	29.95	L
KX 100	1991-13	UF2369	29.95	L
KX 100	2014-16	UF2601	29.95	L
KLX 110	2002-16	UF2395	12.95	L
KLX 110 Hi-Flow	2002-16	UF2487	23.95	L
KX 125	1981	UF2338	26.95	L
KX 125	1983	UF2345	24.95	L
KX 125	1984-85	UF2353	28.95	L
KX 125	1986	UF2358	28.95	L
KX 125	1987-89	UF2364	30.95	L
KX 125	1990-91	UF4112	30.95	L
KX 125	1992-93	UF2370	28.95	L
KX 125	1994-05	UF4112	30.95	L
KLX 125	2003-06	UF2484	24.95	L
KLX 140(L)	2008-16	UF2335	20.95	L
KDX 175	1981-82	UF2338	26.95	L
KDX 200	1982-85	UF2354	28.95	L
KDX 200	1986-88	UF2353	28.95	L
KDX 200	1989-06	UF2364	30.95	L
KDX 220	1996-05	UF2364	30.95	L
KDX 250	1980	UF2333	30.95	L
KDX 250	1981	UF2338	26.95	L
KDX 250	1982-85	UF2354	28.95	L
KDX 250	1989-95	UF2364	30.95	L
KL 250	1985-95	UF2364	30.95	L
KLR 250	1985	UF2357	12.95	L
KL/KLR 250	1987-05	UF2384	14.95	L
KX 250	1981	UF2338	26.95	L

MODEL	YEAR	FACTORY REPLACEMENT AIR FILTERS		
KAWASAKI CONTINUED				
KX 250	1982	UF2345	24.95	L
KX 250	1983-84	UF2354	28.95	L
KX 250	1985-86	UF2353	28.95	L
KX 250	1987-89	UF2364	30.95	L
KX 250	1990-91	UF4112	30.95	L
KX 250	1992-93	UF2370	28.95	L
KX 250	1994-07	UF4112	30.95	L
KX 250F	2004-05	UF2396	30.95	L
KX 250F	2006-16	UF2399	30.95	L
KLX 250/300	1994-07	UF2364	30.95	L
KLX 250S(F)	2009-15	UF2364	30.95	L
KDX 400	1980	UF2333	30.95	L
KLX 400	2003-04	UF2480	28.95	L
KX/KDX 420	1981	UF2338	26.95	L
KLX 450R	2008-09	UF2334	30.95	L
KDX 450	1982	UF2338	26.95	L
KX 450F	2006-15	UF2399	30.95	L
KX 450 F	2016	234259	30.95	L
KX 500	1983	UF2345	24.95	L
KX 500	1984	UF2354	28.95	L
KX 500	1985-86	UF2353	28.95	L
KX 500	1987-04	UF2364	30.95	L
KLX 650	1993-97	UF2364	30.95	L
KLR 650	1987-15	UF2378	22.95	L
KLX 650 C	1993-97	UF2378	22.95	L
KTM				
50	1995-96	UF1408	16.95	L
50	1997-01	UF1410	8.95	L
50 Pro sr.	1998-00	UF1409	18.95	L
50 Pro sr.	2001-04	UF1412	26.95	L
50 AC/LC	2001-08	UF1414	11.95	L
50 SX	2009-15	234223	11.95	L
65 SX / XC	1997-16	UF1412	26.95	L
85 (1 Pin)	2004-07	UF1411	30.95	L
85	2008-12	UF1413	30.95	L
85 SX	2013-16	234224	30.95	L
105 (1 Pin)	2004-07	UF1411	30.95	L
105 SX/XC (3 Pin)	2008-10	UF1413	30.95	L
125	1984-86	UF1405	30.95	L
125 SX / EXC	2011-15	234224	30.95	L
125/350 2 Stroke	1987-91	UF1406	30.95	L
125/445	1992-97	UF2462	28.95	L
EXC/MXC/SX, SXC (1 Pin)	1998-03	UF1411	30.95	L
125/150 SX	2016	234258	30.95	L
150 SX / XC	2011-15	234224	30.95	L
SX & SX-F	2007-10	UF1415	30.95	L
125/144/150				
250 SX / SX-F / XC	2011-15	234224	30.95	L
250/350/450 SXF/XCF	2016	234258	30.95	L
250	1982-84	UF1404	30.95	L
250	1985-89	UF1406	30.95	L
250/300/360 2 Stroke	1990-97	UF4112	30.95	L
EXC/MXC/SX 4 Stroke (3 Pin)	2002-04	UF1413	30.95	L
All 2 & 4 Stroke (Except SX & SXF)	2004-07	UF1413	30.95	L
All XC & EXC (Except 65, 85 & 105)	2008-11	UF1415	30.95	L
XC/XC-F/EXC/EXC-F	2012	234224	30.95	L

- accessories
- body
- handlebar & grips
- cables & levers
- exhaust
- engine
- fuel & intake**
- electrical & ignition
- clutch
- drive
- bearings
- brakes
- steering & suspension
- tires
- tools & shop

FACTORY REPLACEMENT UNI AIR FILTERS CONTINUED

- accessories
- body
- handlebar & grips
- cables & levers
- exhaust
- engine
- fuel & intake**
- electrical & ignition
- clutch
- drive
- bearings
- brakes
- steering & suspension
- tires
- tools & shop

MODEL	YEAR	FACTORY REPLACEMENT AIR FILTERS		
KTM CONTINUED				
ALL XC, XC-W, XC-F, EXC & EXC-F	2013-16	234224	30.95	L
300 XC/XC-W	2011-12	234224	30.95	L
350 SX-F	2011-16	234224	30.95	L
400/620/640/LC4 Enduro (Except Duke)	1997-06	UF1412	26.95	L
450 SX-F	2011-15	234224	30.95	L
450 SX-F	2016	234258	30.95	L
495	1982-84	UF1404	30.95	L
500/600/LC4	1987-92	UF1407	30.95	L
500/540/550 2 Stroke	1982-96	UF1406	30.95	L
690 Enduro(R) / SMC	2008-15	234225	44.95	L
SUZUKI				
RM 60	2003	UF2355	22.95	L
RM 65	2003-04	UF2455	26.95	L
RM 80	1982-85	UF2437	30.95	L
RM 80	1986-01	UF2455	26.95	L
RM 85	2002-15	UF2455	26.95	L
DRZ 110	2004-06	UF2395	12.95	L
DRZ 110 Hi-Flow	2004-06	UF2487	23.95	L
DRZ 125	2003-12	UF2484	24.95	L
RM 125	1981-83	UF2435	22.95	L
RM 125	1984-85	UF2446	30.95	L
RM 125	1986	UF2456	28.95	L
RM 125	1987-89	UF2462	28.95	L
RM 125	1990-92	UF2467	28.95	L
RM 125	1993-95	UF2469	30.95	L
RM 125	1996-03	UF2474	30.95	L
RM 125	2004-07	UF3230	30.95	L
RM 125	2008	UF2490	30.95	L
PE 175	1980-81	UF2430	27.95	L
PE 175	1982	UF2435	22.95	L
DRE 200	2001-09	UF2478	26.95	L
DR 250	1990-95	UF2468	26.95	L
DRZ 250	2001-07	UF2482	30.95	L
PE 250	1980-81	UF2433	27.95	L
RM 250	1980	UF2433	27.95	L
RM 250	1981-83	UF2434	22.95	L
RM 250	1984-85	UF2447	30.95	L
RM 250	1986	UF2456	28.95	L
RM 250	1987-89	UF2462	28.95	L
RM 250	1990-92	UF2467	28.95	L
RM 250	1993-95	UF2469	30.95	L
RM 250	1996-02	UF2474	30.95	L
RM 250	2003-07	UF3230	30.95	L
RM 250	2008	UF2490	30.95	L
RM 250Z	2004-06	UF2396	30.95	L
RM 250Z	2007-15	UF2490	30.95	L
RMX 250	1989-98	UF2467	28.95	L
RS 250	1980-81	UF2433	27.95	L
DR 350	1990-00	UF2468	26.95	L
DRZ 400	2000-15	UF2480	28.95	L
PE 400	1980-81	UF2433	27.95	L
RM 400	1980	UF2433	27.95	L
RMZ 450	2005-06	UF3230	30.95	L
RM 450Z	2007-15	UF2490	30.95	L
RM 465	1981-83	UF2434	22.95	L
RM 500	1984-85	UF2434	22.95	L
DR 650	1996-12	UF2488	28.95	L

MODEL	YEAR	FACTORY REPLACEMENT AIR FILTERS		
YAMAHA				
PW50	1981-15	234234	9.95	L
TTR 50	2006-09	UF3257	9.95	L
YZ 80	1984-86	UF2272	26.95	L
YZ 80	1987-92	UF2298	30.95	L
YZ 80	1993-01	UF3229	28.95	L
YZ 85	2002-14	UF3243	26.95	L
TT-R 90	2000-07	UF3250	16.95	L
TT-R 90 Hi-Flow	2000-07	234226	23.95	L
YZ 100	1982-83	UF2260	28.95	L
YZ 125	1980-81	UF2247	28.95	L
YZ 125	1982	UF2260	28.95	L
YZ 125	1983	UF2263	28.95	L
YZ 125	1984-85	UF2270	28.95	L
YZ 125	1986	UF2287	28.95	L
YZ 125	1987-88	UF2294	28.95	L
YZ 125	1989-92	UF3226	30.95	L
YZ 125	1993-16	UF3230	30.95	L
TTR 125	2000-16	UF3242	23.95	L
IT 175	1980-81	UF2247	28.95	L
IT 175	1982-83	UF2260	28.95	L
IT 200	1984-86	UF2281	26.95	L
WR 200	1991-93	UF3228	26.95	L
TW200	1990-16	UF3219	16.95	L
XT 225	1992-07	UF3237	14.95	L
TTR 225	1999-04	UF3237	14.95	L
TTR 230	2005-16	UF3254	26.95	L
YZ 250	1980-82	UF2245	28.95	L
YZ 250	1983	UF2263	28.95	L
YZ 250	1984-87	UF2294	28.95	L
YZ 250	1988	UF2299	30.95	L
YZ 250	1989-92	UF3226	30.95	L
YZ 250	1993-16	UF3230	30.95	L
YZ 250 F	2001-13	UF3230	30.95	L
YZ 250 F	2014-16	UF3263	31.95	L
IT 250	1981-82	UF2245	28.95	L
IT 250	1983-85	UF2268	28.95	L
TTR 250	1999-06	UF3238	34.95	L
WR 250	1989-97	UF3226	30.95	L
WR 250 F	2001-02	UF3230	30.95	L
WR 250 F	2003-13	UF3251	30.95	L
WR 250X & R	2008-15	UF3238	34.95	L
TT 350	1986-87	UF3231	26.95	L
TT 350	1992-94	UF3238	34.95	L
XT 350	1985-00	UF2286	16.95	L
WR 400	1998-01	UF3230	30.95	L
WR 426	2001-03	UF3230	30.95	L
YZ 400/426	1998-02	UF3230	30.95	L
YZ 450 F	2003-09	UF3230	30.95	L
YZ 450 F	2010-13	UF3260	22.95	L
YZ 450 F	2014-16	UF3263	31.95	L
IT 425	1981-82	UF2245	28.95	L
WR 450 F	2003-16	UF3251	30.95	L
IT 465	1981-82	UF2245	28.95	L
YZ 465	1980-82	UF2245	28.95	L
YZ 490	1980-82	UF2245	28.95	L
IT 490	1983-85	UF2268	28.95	L
YZ 490	1983	UF2263	28.95	L
YZ 490	1984, 85	UF2294	28.95	L
YZ 490	1986	UF2287	28.95	L
YZ 490	1987-91	UF2294	28.95	L
WR 500	1990-93	UF3226	30.95	L
TT 600	1983-86	UF2269	26.95	L
XT 600	1984-89	UF2285	20.95	L



UNIVERSAL AIR FILTERS CLAMP ON POD STYLE

UNI "SOCK" FILTER... STRAIGHT / GREEN / NO FLANGE

FLANGE TYPE	DIMENSIONS	MOUNT STYLE	SOCK FILTER		
No Flange	I.D. 3/4" - O.D. 2" - LG. 4"	Clamp-On	234128	9.95	L
No Flange	I.D. 1 1/2" - O.D. 2 3/4" - LG. 4"	Clamp-On	234129	13.95	L
No Flange	I.D. 1 3/4" - O.D. 2 3/4" - LG. 4"	Clamp-On	234130	13.95	L
No Flange	I.D. 2 1/4" - O.D. 3 1/4" - LG. 4"	Clamp-On	234131	13.95	L
No Flange	I.D. 1 1/2" - O.D. 2 3/4" - LG. 6"	Clamp-On	234135	14.95	L
No Flange	I.D. 1 3/4" - O.D. 2 3/4" - LG. 6"	Clamp-On	234132	14.95	L
No Flange	I.D. 2" - O.D. 3 1/4" - LG. 6"	Clamp-On	234133	14.95	L
No Flange	I.D. 2 1/4" - O.D. 3 1/4" - LG. 6"	Clamp-On	234134	14.95	L
No Flange	I.D. 1 3/4" - O.D. 2 3/4" - LG. 8"	Clamp-On	234136	14.95	L
No Flange	I.D. 2" - O.D. 3 1/4" - LG. 8"	Clamp-On	234137	14.95	L

UNI "POD" FILTER... STRAIGHT / BLACK / URETHANE FLANGE

FLANGE TYPE	DIMENSIONS	MOUNT STYLE	SOCK FILTER		
Single Stage	I.D. 1" - O.D. 2 3/4" - LG. 3"	Clamp-On	234138	17.95	L
Single Stage	I.D. 1 1/4" - O.D. 2 3/4" - LG. 3"	Clamp-On	234139	17.95	L
Single Stage	I.D. 1 1/2" - O.D. 2 3/4" - LG. 4"	Clamp-On	234140	17.95	L
Single Stage	I.D. 1 3/4" - O.D. 2 3/4" - LG. 4"	Clamp-On	234141	17.95	L
Single Stage	I.D. 2" - O.D. 3" - LG. 4"	Clamp-On	234142	17.95	L
Single Stage	I.D. 2 1/4" - O.D. 3" - LG. 4"	Clamp-On	234143	17.95	L
Single Stage	I.D. 2 1/2" - O.D. 3" - LG. 4"	Clamp-On	234144	17.95	L
Single Stage	I.D. 2 3/4" - O.D. 3 3/4" - LG. 4"	Clamp-On	234145	18.95	L
Single Stage	I.D. 3" - O.D. 3 3/4" - LG. 4"	Clamp-On	234146	18.95	L
Single Stage	I.D. 1 1/2" - O.D. 2 3/4" - LG. 5"	Clamp-On	234147	19.95	L
Single Stage	I.D. 1 3/4" - O.D. 2 3/4" - LG. 5"	Clamp-On	234148	19.95	L
Single Stage	I.D. 2" - O.D. 3" - LG. 5"	Clamp-On	234149	19.95	L
Single Stage	I.D. 2 1/4" - O.D. 3" - LG. 5"	Clamp-On	234150	19.95	L
Single Stage	I.D. 2 1/2" - O.D. 3" - LG. 5"	Clamp-On	234151	19.95	L
Single Stage	I.D. 2 3/4" - O.D. 3 3/4" - LG. 5"	Clamp-On	234152	19.95	L
Single Stage	I.D. 1 1/2" - O.D. 2 3/4" - LG. 6"	Clamp-On	234153	19.95	L
Single Stage	I.D. 1 3/4" - O.D. 2 3/4" - LG. 6"	Clamp-On	234154	19.95	L
Single Stage	I.D. 2" - O.D. 3" - LG. 6"	Clamp-On	234155	19.95	L
Single Stage	I.D. 2 1/4" - O.D. 3" - LG. 6"	Clamp-On	234156	19.95	L
Single Stage	I.D. 2 1/2" - O.D. 3" - LG. 6"	Clamp-On	234157	19.95	L
Single Stage	I.D. 2 3/4" - O.D. 3 3/4" - LG. 6"	Clamp-On	234158	20.95	L
Single Stage	I.D. 3" - O.D. 3 3/4" - LG. 6"	Clamp-On	234159	20.95	L

DUAL LAYER "POD" FILTER STRAIGHT / BLACK INNER / RED OUTER URETHANE FLANGE

FLANGE TYPE	DIMENSIONS	MOUNT STYLE	SOCK FILTER		
Dual Layer	I.D. 1" - O.D. 3 1/2" - LG. 3"	Clamp-On	234160	19.95	L
Dual Layer	I.D. 1 1/4" - O.D. 3 1/2" - LG. 3"	Clamp-On	234161	19.95	L
Dual Layer	I.D. 1 1/2" - O.D. 3 1/2" - LG. 4"	Clamp-On	234162	19.95	L
Dual Layer	I.D. 1 3/4" - O.D. 3 1/2" - LG. 4"	Clamp-On	234163	19.95	L
Dual Layer	I.D. 2" - O.D. 3 1/2" - LG. 4"	Clamp-On	234164	19.95	L
Dual Layer	I.D. 2 1/4" - O.D. 4" - LG. 4"	Clamp-On	234165	19.95	L
Dual Layer	I.D. 2 1/2" - O.D. 4" - LG. 4"	Clamp-On	234166	19.95	L
Dual Layer	I.D. 2 3/4" - O.D. 4 1/2" - LG. 4"	Clamp-On	234167	20.95	L
Dual Layer	I.D. 3" - O.D. 4 1/2" - LG. 4"	Clamp-On	234168	20.95	L
Dual Layer	I.D. 1 1/2" - O.D. 3 1/2" - LG. 6"	Clamp-On	234169	21.95	L
Dual Layer	I.D. 1 3/4" - O.D. 3 1/2" - LG. 6"	Clamp-On	234170	21.95	L
Dual Layer	I.D. 2" - O.D. 3 1/2" - LG. 6"	Clamp-On	234171	21.95	L
Dual Layer	I.D. 2 1/4" - O.D. 4" - LG. 6"	Clamp-On	234172	21.95	L
Dual Layer	I.D. 2 1/2" - O.D. 4" - LG. 6"	Clamp-On	234173	21.95	L
Dual Layer	I.D. 2 3/4" - O.D. 4 1/2" - LG. 6"	Clamp-On	234174	22.95	L
Dual Layer	I.D. 3" - O.D. 4 1/2" - LG. 6"	Clamp-On	234175	22.95	L
Dual Layer	I.D. 3" - O.D. 5" - LG. 6"	Clamp-On	234176	38.95	L
Dual Layer	I.D. 3 1/2" - O.D. 5" - LG. 6"	Clamp-On	234177	38.95	L
Dual Layer	I.D. 4" - O.D. 5 1/2" - LG. 6"	Clamp-On	234178	38.95	L
Dual Layer	I.D. 3" - O.D. 5" - LG. 8"	Clamp-On	234179	40.95	L
Dual Layer	I.D. 3 1/2" - O.D. 5" - LG. 8"	Clamp-On	234180	40.95	L
Dual Layer	I.D. 4" - O.D. 5 1/2" - LG. 8"	Clamp-On	234181	40.95	L



- accessories
- body
- handlebar & grips
- cables & levers
- exhaust
- engine
- fuel & intake**
- electrical & ignition
- clutch
- drive
- bearings
- brakes
- steering & suspension
- tires
- tools & shop

UNIVERSAL AIR FILTERS CLAMP ON POD STYLE

DUAL LAYER "POD" FILTER ANGLE 15 DEG. / BLACK INNER / RED OUTER / URETHANE FLANGE

FLANGE TYPE	DIMENSIONS	MOUNT STYLE	POD FILTER		
Dual Angled	I.D. 1" - O.D. 3 1/2" - LG. 3"	Clamp-On	234182	19.95	L
Dual Angled	I.D. 1 1/4" - O.D. 3 1/2" - LG. 3"	Clamp-On	234183	19.95	L
Dual Angled	I.D. 1 1/2" - O.D. 3 1/2" - LG. 4"	Clamp-On	234184	19.95	L
Dual Angled	I.D. 1 3/4" - O.D. 3 1/2" - LG. 4"	Clamp-On	234185	19.95	L
Dual Angled	I.D. 2" - O.D. 3 1/2" - LG. 4"	Clamp-On	234186	19.95	L
Dual Angled	I.D. 2 1/4" - O.D. 4" - LG. 4"	Clamp-On	234187	19.95	L
Dual Angled	I.D. 2 1/2" - O.D. 4" - LG. 4"	Clamp-On	234188	19.95	L
Dual Angled	I.D. 2 3/4" - O.D. 4 1/2" - LG. 4"	Clamp-On	234189	20.95	L
Dual Angled	I.D. 3" - O.D. 4 1/2" - LG. 4"	Clamp-On	234190	20.95	L
Dual Angled	I.D. 1 1/2" - O.D. 3 1/2" - LG. 6"	Clamp-On	234191	21.95	L
Dual Angled	I.D. 1 3/4" - O.D. 3 1/2" - LG. 6"	Clamp-On	234192	21.95	L
Dual Angled	I.D. 2" - O.D. 3 1/2" - LG. 6"	Clamp-On	234240	20.95	L
Dual Angled	I.D. 2 1/4" - O.D. 4" - LG. 6"	Clamp-On	234241	20.95	L
Dual Angled	I.D. 2 1/2" - O.D. 4" - LG. 6"	Clamp-On	234242	28.95	L
Dual Angled	I.D. 2 3/4" - O.D. 4 1/2" - LG. 6"	Clamp-On	234195	22.95	L
Dual Angled	I.D. 3" - O.D. 4 1/2" - LG. 6"	Clamp-On	234196	22.95	L
POD KITS					
Pod Kit (2)	I.D. 1 1/2" - O.D. 3" - LG. 3"	Clamp-On	234202	39.95	L
Pod Kit (2)	I.D. 1 3/4" - O.D. 3" - LG. 3"	Clamp-On	234203	39.95	L
Pod Kit (2)	I.D. 2" - O.D. 3" - LG. 3"	Clamp-On	234204	39.95	L
Pod Kit (2)	I.D. 2 1/4" - O.D. 3" - LG. 3"	Clamp-On	234205	39.95	L
UNI AIR FILTER - FOAM SHEETS					
Green/Fine	12" x 16" x 5/8" 65 PPI	Foam Sheets	234197	15.95	L
Black/Coarse	12" x 24" x 3/8" 30 PPI	Foam Sheets	234198	15.95	L
Black/Coarse	8" x 10" x 2" 30 PPI	Foam Sheets	234199	15.95	L
Black/Fine	12" x 16" x 3/8" 60 PPI	Foam Sheets	234200	15.95	L
Red/Coarse	12" x 16" x 3/8" 40 PPI	Foam Sheets	234201	15.95	L
UNI filter BREATHERS					
Clamp-On	5/16"	Breather	234206	15.95	L
Clamp-On	3/8"	Breather	234207	15.95	L
Clamp-On	1/2"	Breather	234208	15.95	L
Clamp-On	5/8"	Breather	234209	15.95	L
Clamp-On	1"	Breather	234210	15.95	L
Push-In Type					
Push-In	5/16"	Breather	234211	15.95	L
Push-In	3/8"	Breather	234212	15.95	L
Push-In	1/2"	Breather	234213	15.95	L
Push-In	5/8"	Breather	234214	15.95	L
Push-In	Dual 1/4" Inlet	Breather	234215	15.95	L
AIR BOX FILTERED AIR VENTS					
6 per pkg.	Air Box Filtered Air Vents	Air Vents	UFV6	12.95	L
PLASTIC NUMBER PLATES					
3 per pkg.	7" x 10"	Number Plate	234233	12.95	L
3 per pkg.	10" x 12"	Number Plate	234243	16.95	L
UNI FOAM FILTER OIL & FILTER CLEANER					
Aero	5.5 oz.	Filter Oil	UFF100	9.95	L
Liquid	16 oz.	Filter Oil	UFF16	9.95	L
Aero	14.5 oz.	Filter Cleaner	UFC300	11.95	L
Aero	5.5 oz. & 14.5 oz.	Filter Cleaner	UFM400	19.95	L
Filter Wraps					
for K&N	Fits over 3" O.D. x 2 1/2" Ht.	Filter Wrap	234244	21.95	L
for K&N	Fits over 3" O.D. x 4" Ht.	Filter Wrap	234245	21.95	L
for K&N	Fits over 3" O.D. x 5" Ht.	Filter Wrap	234246	22.95	L
for K&N	Fits over 3" O.D. x 6" Ht.	Filter Wrap	234247	16.95	L
for K&N	Fits over 3 1/2" O.D. x 4" Ht.	Filter Wrap	234248	11.95	L
for K&N	Fits over 3 1/2" O.D. x 5" Ht.	Filter Wrap	234249	11.95	L
for K&N	Fits over 3 1/2" O.D. x 6" Ht.	Filter Wrap	234250	11.95	L
for K&N	Fits over 3 3/4" O.D. x 7" Ht.	Filter Wrap	234251	11.95	L
for K&N	Fits over 4 1/8" O.D. x 5 3/4" Ht.	Filter Wrap	234252	11.95	L
for K&N	Fits over 4 1/2" O.D. x 3 1/2" Ht.	Filter Wrap	234253	11.95	L
for K&N	Fits over 4 1/2" O.D. x 4" Ht.	Filter Wrap	234254	11.95	L
for K&N	Fits over 4 1/2" O.D. x 5" Ht.	Filter Wrap	234255	11.95	L
for K&N	Fits over 4 5/8" - 6" x 6", K & N #RE-0930	Filter Wrap	234256	TBA	



- accessories
- body
- handlebar & grips
- cables & levers
- exhaust
- engine
- fuel & intake
- electrical & ignition
- clutch
- drive
- bearings
- brakes
- steering & suspension
- tires
- tools & shop

TWIN AIR DIRT BIKE FILTERS

Twin Air filters are designed to increase air volume around the filter to improve airflow into the intake. More air means more power for your engine. Flow bench tests have proven that Twin Air filters provide increased airflow while reducing the filters tendency to clog. You won't have to worry about your filter falling apart, because all Twin Air filters are constructed using an exclusively formulated adhesive that is unaffected by repeated cleanings. Twin Air filters are the choice of champions because they provide more power and longer life for every high performance engine.



See last pages of this application for pricing



APPLICATION	YEAR	STANDARD FILTER	PRE-OILED FILTER	POWERFLOW KIT	BACKFIRE / REPL. FILTER	DUST COVER	AIR BOX COVER	OIL FILTER
APRILIA								
SXV/RXV 450/550	04-11	630590	----	630589	630590	----	----	----
MXV 450/550	08-11	630592	----	630591	630592	----	----	----
ATK								
2-Stroke	All	630647	----	----	----	----	----	----
4-Stroke	All	630647	----	----	----	----	----	----
BETA								
Trial EVO 2-strk 80/125/200/250/290	09-15	630618	----	----	----	----	----	----
Trial EVO 4-strk 250/300	09-15	630618	----	----	----	----	----	----
Trial 260	89-93	630619	----	----	----	----	----	----
Trial 260	94-99	630620	----	----	----	----	----	----
Trial 260	00-04	630621	----	----	----	----	----	----
BETA REV 3	02-08	630623	----	----	----	----	----	----
BETA REV 50/80	02-07	631576	----	----	----	----	----	----
Enduro 250/450	05-08	630615	----	----	----	----	630891	----
Enduro 4-str Enduro 250-525	05-12	630615	----	----	----	----	630891	----
Enduro RR 2strk 250/300	13-15	631575	----	----	----	----	630891	----
End. RR 4strk 350/ 390/ 400/ 430/ 450/ 480/ 525	13-15	631575	----	----	----	----	630891	----
RS 4 stroke 390/430/500	15	631575	----	----	----	----	630891	----
Trial REV 4 250cc- 4Str	07-08	631577	----	----	----	----	----	----
BMW								
G-450 X Enduro	08-11	630701	----	----	----	----	----	----
BULTACO								
Frontere	thru 79	630529	----	----	----	----	----	----
Pursang	thru 79	630529	----	----	----	----	----	----
Sherco	99-04	630527	----	----	----	----	----	----
Sherpa	thru 82	630638	----	----	----	----	----	----
CAGIVA								
125 WMX	88-89	630579	----	----	----	----	----	----
250 WMX	88-89	630579	----	----	----	----	----	----
CAN AM								
350 Trials	85	630622	----	----	----	----	----	----
MX	85	630649	----	----	----	----	----	----
MX	86-88	630648	----	----	----	----	----	----
CANNONDALE								
E/C/S/X440 MX	02-03	630713	----	----	630712	----	----	----
COBRA								
CX65	04-13	631582	----	----	----	----	----	----
CCM-ARMSTRONG								
C-25	95-01	630651	----	----	----	----	----	----
604 Sport	95-01	630651	----	----	----	----	----	----
MX	81-84	630648	----	----	----	----	----	----
MX	85	630649	----	----	----	----	----	----
MX	86-88	630648	----	----	----	----	----	----
MX	89-94	630650	----	----	----	----	----	----

- accessories
- body
- handlebar & grips
- cables & levers
- exhaust
- engine
- fuel & intake**
- electrical & ignition
- clutch
- drive
- bearings
- brakes
- steering & suspension
- tires
- tools & shop

TWIN AIR DIRT BIKE FILTERS CONTINUED

APPLICATION	YEAR	STANDARD FILTER	PRE-OILED FILTER	POWERFLOW KIT	BACKFIRE / REPL. FILTER	DUST COVER	AIR BOX COVER	OIL FILTER
CZ								
125	65-89	630665	----	----	----	----	----	----
125 LC	92-96	630666	----	----	----	----	----	----
250	65-89	630665	----	----	----	----	----	----
500	65-89	630666	----	----	----	----	----	----
FANTIC								
125 Trials	95-97	630613	----	----	----	----	----	----
249 Trials	95-97	630613	----	----	----	----	----	----
301 Trials	ALL	630611	----	----	----	----	----	----
303 Trials	ALL	630612	----	----	----	----	----	----
305 Trials	ALL	630614	----	----	----	----	----	----
307 Trials	ALL	630614	----	----	----	----	----	----
GAS GAS								
MX 65	06-11	630630	----	630629	630628	----	----	----
MX 80	ALL	630643	----	----	----	----	----	----
125 MX/Enduro	ALL	630643	----	----	----	----	----	----
125 Trials	94-95	630639	----	----	----	----	----	----
125 Trials	96	630640	----	----	----	----	----	----
125 Trials	97-99	630642	----	----	----	----	----	----
125 Trials	00-04	630645	----	----	----	----	----	----
125 Enduro/Halley/SM	08-15	630631	----	630625	631598	----	630893	----
125 Halley 4-Strk	08-15	630632	----	----	----	----	----	----
125 Trials	08-10	630641	----	----	----	----	630890	----
160 Trials	94-95	630639	----	----	----	----	----	----
200 Trials	94-99	630642	----	----	----	----	----	----
200 Trials	00-06	630645	----	----	----	----	----	----
200/250 MX/end.	thru 06	630643	----	----	----	----	----	----
250 Trials	94-95	630639	----	----	----	----	----	----
250 Trials	96	630640	----	----	----	----	----	----
250 Trials	02-10	630641	----	----	----	----	----	----
EC 2-Stroke 200/250/300 Enduro	07-15	630631	----	630625	631598	----	630893	----
270 Trials	97-99	630642	----	----	----	----	----	----
280 Trials	00-01	630645	----	----	----	----	----	----
280/300Trials	02-15	630641	----	----	----	----	630890	----
300 MX/Enduro	thru 06	630643	----	----	----	----	630868	----
320 Trials	97-99	630642	----	----	----	----	----	----
321 Trials	00-06	630645	----	----	----	----	----	----
325 Trials	94-95	630639	----	----	----	----	----	----
370 Trials	96	630640	----	----	----	----	----	----
450	03-06	630643	----	----	----	----	630868	630001
450/515 4-Strk Enduro/Halley/SM	07-15	630632	----	630626	630627	----	630893	----
HONDA								
CR 50	All	630026	----	----	----	----	----	----
CRM50	All	630031	----	----	----	----	----	----
QR50	All	630032	----	----	----	----	----	----
CR 60	All	630026	----	----	----	----	----	----
XR/CRF50/70 Clamp-On Std. carb	00-15	630094	----	----	----	----	----	----
XR/CRF50/70 Clamp-On .40mm	00-15	630093	----	----	----	----	----	----
XR/CRF50	00-15	630095	----	----	----	----	----	----
XR/CRF70	97-15	630095	----	----	----	----	----	----
CR80	82	630025	----	----	----	----	----	----
CR80	84-85	630027	----	----	----	----	----	----
CR80/Expert	86-02	630028	630030	----	----	630029	630854	----
CR85	03-10	630028	630030	----	----	630029	630854	----
CRE80	All	630028	630030	----	----	630029	----	----
XR/CRF 80/100	98-15	630096	----	----	----	----	----	----
CRF110	13-15	631610	----	----	----	----	----	----
CR125	74	630033	----	----	----	----	----	----
CR125	79-81	630035	----	----	----	----	----	----
CR125	82-85	630036	----	----	----	630045	----	----
CR125	86	630037	----	----	----	630045	----	----
CR125	87-88	630038	----	----	----	630045	----	----

TWIN AIR DIRT BIKE FILTERS CONTINUED

APPLICATION	YEAR	STANDARD FILTER	PRE-OILED FILTER	POWERFLOW KIT	BACKFIRE / REPL. FILTER	DUST COVER	AIR BOX COVER	OIL FILTER
HONDA CONTINUED								
CR125	89-99	630044	630046	----	----	630051	630868	----
CR125	00-01	630047	630048	----	----	630051	630868	----
CR125	02-07	630050	630052	630042	630041	630051	630868	----
CRE125	All	630044	630046	----	----	630051	630868	----
CRF125F/Big Wheel	14-15	631630	----	----	----	----	----	----
CRF150F	03-15	630063	----	----	630064	----	630889	----
CRF150R Mini Racer	07-15	630074	630076	630078	631592	630075	630856	630003
PowerFlow kit with Inner Ring		----	630080	630078	630079	----	----	----
XR200	84-85	630097	----	----	----	----	----	630001
XR200R	81-83	630099	----	----	----	----	----	630001
XR200R	84-02	630098	----	----	----	----	----	630001
CRF230F	03-15	630063	----	----	----	----	630889	----
CR250	74	630034	----	----	----	----	----	----
CR250	79-81	630043	----	----	----	----	----	----
CR250	82-85	630036	----	----	----	630045	----	----
CR250	86	630037	----	----	----	630045	----	----
CR250	87	630038	----	----	----	630045	----	----
CR250	88-99	630044	630046	----	----	630045	630868	----
CR250	00-01	630047	630048	----	----	630051	630868	----
CR250	02-07	630050	630052	630042	630041	630051	630868	----
CRF250R	04-05	630056	630059	630061	630060	630057	630865	630003
PowerFlow kit with Inner Ring		----	630068	630066	630065	----	----	----
CRF250R	06-09	630056	630059	630061	630060	630057	630865	630003
PowerFlow kit with Inner Ring		----	630073	630071	630070	----	----	----
CRF 250X	04-14	630056	630059	630061	630060	630057	630865	630003
PowerFlow kit with Inner Ring		----	630068	630069	630065	----	----	----
CRF250R	10-13	630081	630086	----	630083	630082	630895	630003
Pre-oiled Backfire Filter		----	630089	630087	630088	----	----	----
CRF250R	14-15	631568	631583	----	----	631601	631604	630003
Pre-oiled Backfire Filter		----	631584	631587	631593	----	----	----
CRM250	89-93	630111	----	----	----	----	----	----
CRM250	94-01	631569	----	----	----	----	----	----
CRM250AR	97-	631569	----	----	----	----	----	----
Super XR250	97-04	630111	----	630112*	630113	630114	630855	630001
XL250S	78-81	630091	----	----	----	----	----	----
XL250R	84-87	630092	----	----	----	----	----	630001
XR250 Baja	All	630111	----	630112*	630113	630114	630855	630001
XR250	83-86	630097	----	----	----	----	----	630001
XR250R	87-06	630111	----	630112*	630113	630114	630855	630001
CRE260	All	630044	630046	----	----	630045	----	----
XL350	All	630108	----	----	----	----	----	630001
XR350	83-88	630100	----	----	----	----	----	630001
XR400	96-06	630111	----	630112*	630113	630114	630855	630001
CRF450R	02	630053	----	----	630055	630054	630866	630003
CRF450R	03-08	630056	630059	630061	630060	630057	630865	630003
Pre-oiled Backfire Filter		----	630062	630061	----	----	----	----
CRF450R	09-12	630081	630086	----	630083	630082	630895	630003
Pre-oiled Backfire Filter		----	630089	630087	630088	----	----	----
CRF450R	13-15	631568	631583	----	----	631601	631604	630003
Pre-oiled Backfire Filter		----	631584	631587	631593	----	----	----
CRF450X	05-14	630056	630059	630061	630060	630057	630865	630003
PowerFlow kit with Inner Ring		----	630068	630069	630065	----	----	----
CR500	82-85	630036	----	----	----	630045	----	----
CR500	86	630037	----	----	----	630045	----	----
CR500	87-88	630038	----	----	----	630045	----	----
CR500	89-99	630044	630046	----	----	630045	630868	----
CR500	00-01	630047	630048	----	----	630051	630868	----
XL500	82-83	630109	----	----	----	----	----	630001
XR500	80	630101	----	----	----	----	----	----
XR500	81-82	630102	----	----	----	----	----	630001
XR500 *50mm ID clamp on	81-82	630103	----	----	----	----	----	630001
XR500	83-85	630104	----	----	----	----	----	630001

- accessories
- body
- handlebar & grips
- cables & levers
- exhaust
- engine
- fuel & intake**
- electrical & ignition
- clutch
- drive
- bearings
- brakes
- steering & suspension
- tires
- tools & shop

TWIN AIR DIRT BIKE FILTERS CONTINUED

APPLICATION	YEAR	STANDARD FILTER	PRE-OILED FILTER	POWERFLOW KIT	BACKFIRE / REPL. FILTER	DUST COVER	AIR BOX COVER	OIL FILTER
HONDA CONTINUED								
600 Dominator	All	630090	----	----	----	----	----	----
600 Trans Alp	All	630115	----	----	----	----	----	----
XL600	83-87	630110	----	----	----	----	----	630001
XR600	87-02	630111	----	630112*	630113	630114	630855	630001
XR650L	93-15	630112*	----	630112*	630113	630114	630855	630001
XR650R	00-07	630105**	----	630112*	631594	----	----	630001
HUSABERG								
Side Filter	89-99	630660	----	----	----	----	----	----
Top Filter	94-99	630661	----	----	----	----	----	----
Top & Side	89-99	630662	----	----	----	----	----	----
FC (stock)	97-99	630663	----	----	----	----	----	630013
FC (GP)	97-99	630664	----	----	----	----	----	630013
Husaberg	00-03	630658	----	----	----	----	----	630013
125/250/300 TE 2-Stroke	11-12	630481	630482	630504	630505	630476	630892	----
125/250/300 TE 2-Stroke	13	630485	630486	630494	630493	630487	630896	----
390 FE	12	630659	----	630657	630656	631603	----	630013
450/570 FE/FEE/FC/FS	08	630658	----	----	----	----	----	630013
450/570 FE	09-12	630659	----	630657	630656	631603	----	630013
250/350/450/501 FE	13	630485	630486	630490	630491	630487	630896	----
		----	630500	----	----	----	----	----
HUSQVARNA								
Husky 50	98	631608	----	----	----	----	----	----
Husky 50	99-11	630669	----	----	----	----	----	----
CR 65	12-13	631609	----	----	----	----	----	----
TC 85	14-15	630485	630486	630494	630493	630487	630896	----
CR/WR 125	92-13	630580	----	----	----	630581	630881	----
TE/TC 125	14-15	630485	630486	630494	630493	630487	630896	----
CR/WR 250	92-13	630580	----	----	----	630581	630881	----
TC/TE/TXC 250 4-stroke	02-13	630580	----	----	----	630581	630881	630012
TE/TC 250	14-15	630485	630486	630494	630493	630487	630896	----
FE/FC 250	14-15	630485	630486	630490	630491	630487	630896	----
Pre-oiled Backfire Filter		----	630492	----	----	----	----	----
WR 300	09-13	630580	----	----	----	630581	630881	----
TE 300	14-15	630485	630486	630494	630493	630487	630896	----
TE 310	09-13	630580	----	----	----	630581	630881	630003
TXC 310	11-13	630580	----	----	----	630581	630881	630003
FE/FC 350	14-15	630485	630486	630490	630491	630487	630896	----
Pre-oiled Backfire Filter		----	630492	----	----	----	----	----
CR/WR360	92-03	630580	----	----	----	630581	630881	----
TE/WRE410	97-03	630593	----	----	----	----	----	630012
TE/TC/TXC/SM 450	02-13	630580	----	----	----	630581	630881	630012
FE/FC 450	14-15	630485	630486	630490	630491	630487	630896	----
Pre-oiled Backfire Filter		----	630492	----	----	----	----	----
2-Stroke	79-82	630519	----	----	----	----	----	----
2-Stroke	83-84	630521	----	----	----	----	----	----
2-Stroke	85-89	630522	----	----	----	----	----	----
4-Stroke	84	630523	----	----	----	----	----	630012
4-Stroke	86-88	630524	----	----	----	----	----	630012
4-Stroke	89-91	630522	----	----	----	----	----	630012
4-Stroke	92-99	630525	----	----	----	----	630882	630012
TC/TXC 449	12-13	631606	----	----	----	----	----	630003
FE 501	14-15	630485	630486	630490	630491	630487	630896	----
Pre-oiled Backfire Filter		----	630492	----	----	----	----	----
TE 510	03-10	630580	----	----	631597	630581	630881	630012
TE/TXC 511	12-13	631606	----	----	----	----	----	----
TE/WRE610	97-03	630593	----	----	----	----	----	630012
TE/SM 610	06-09	630526	----	----	----	----	----	630012
TE-SM 610	10-11	630526	----	----	----	----	----	630012
TC/TE/SM 570/600/630	All	630526	----	----	----	----	----	630012

TWIN AIR DIRT BIKE FILTERS CONTINUED

APPLICATION	YEAR	STANDARD FILTER	PRE-OILED FILTER	POWERFLOW KIT	BACKFIRE / REPL. FILTER	DUST COVER	AIR BOX COVER	OIL FILTER
KAWASAKI								
KDX 50	05-06	630219	----	----	----	----	----	----
KX60	86-03	630150	----	----	----	630371	630858	----
KX65	00-15	630158	630160	----	----	630159	630859	----
KX80	82	630151	----	----	----	----	----	----
KX80	83-84	630152	----	----	----	----	----	----
KX80	85	630153	----	----	----	----	----	----
KX80	86-90	630154	----	----	----	----	----	----
KX80	91-00	630155	630157	----	----	630156	630859	----
KX85	01-15	630155	630157	----	----	630156	630859	----
KX100	95-15	630155	630157	----	----	630156	630859	----
KLX110	02-15	630193	----	----	----	----	----	630001
KLX110 Clamp on	02-15	630192	----	----	----	----	----	630001
KDX125SR	89-00	630197	----	----	----	----	----	----
KX125	82	630161	----	----	----	----	----	----
KX125	83	630191	----	----	----	----	----	----
KX125	84-85	630162	----	----	----	----	----	----
KX125	86	630163	----	----	----	----	----	----
KX125	87-89	630164	----	----	----	630165	----	----
KX125	90-91	630166	----	----	----	630167	630872	----
KX125	92-93	630168	----	----	----	630169	630873	----
KX125	94-96	630166	----	----	----	630167	630872	----
KX125	97-01	630170	----	----	----	630171	630872	----
KX125	02-05	630172	630174	----	----	630173	630872	----
KLX125/L	03-06	630195	----	----	----	----	----	630005
KLX140	08-15	630196	----	----	----	----	----	630001
KDX200	86-88	630198	----	----	----	----	----	----
KDX200	89-07	630200	----	----	----	----	630874	----
KDX200SR	89-02	630201	----	----	----	----	----	----
KMX200	All	630199	----	----	----	----	----	----
KDX220	97-05	630200	----	----	----	----	630874	----
KDX220SR	94-02	630201	----	----	----	----	----	----
KDX250	91-94	630202	----	----	----	----	----	----
KLR250	All	630211	----	----	----	----	----	----
KLX250	90-92	630164	----	----	----	630165	----	----
KLX250	93-96	630202	----	----	----	----	----	630004
KLX250R	06-07	630200	----	----	----	630165	----	630001
KLX250S	09-15	630164	----	----	----	630165	----	630001
KX250	84	630191	----	----	----	----	----	----
KX250	85-86	630162	----	----	----	----	----	----
KX250	87-89	630164	----	----	----	630165	----	----
KX250	90-91	630166	----	----	----	630167	630872	----
KX250	92-93	630168	----	----	----	630169	630873	----
KX250	94-96	630166	----	----	----	630167	630872	----
KX250	97-01	630170	----	----	----	630171	630872	----
KX250	02-07	630172	630174	----	----	630173	630872	----
KXF 250	04-05	630175	630178	630179	630176	630415	630886	630018
KXF 250	06-15	630180	630187	630181	630183	630182	630880	630018
Pre-oiled Backfire Filter		----	630184	----	----	----	----	----
KLX300R	97-10	630164	----	----	----	630165	----	630001
KLX400R	03-04	630194	----	----	----	----	----	630007
KXF450	06-15	630180	630187	630181	630183	630182	630880	630001
Pre-oiled Backfire Filter		----	630184	----	----	----	----	----
KLX450R	08-09	630188	630189	----	----	630190	630894	630001
KX500	83-84	630191	----	----	----	----	----	----
KX500	85-86	630162	----	----	----	----	----	----
KX500	87-03	630164	----	----	----	630165	----	----
KLR600	All	630212	----	----	----	----	----	----
KLR600	All	630213	----	----	----	----	----	----
KLR650	All	630214	----	----	----	----	----	630004
KLX650A/R	93-96	630164	----	----	----	630165	----	630004
KLX650c	93-96	630214	----	----	----	----	----	630004

- accessories
- body
- handlebar & grips
- cables & levers
- exhaust
- engine
- fuel & intake**
- electrical & ignition
- clutch
- drive
- bearings
- brakes
- steering & suspension
- tires
- tools & shop

TWIN AIR DIRT BIKE FILTERS CONTINUED

APPLICATION	YEAR	STANDARD FILTER	PRE-OILED FILTER	POWERFLOW KIT	BACKFIRE / REPL. FILTER	DUST COVER	AIR BOX COVER	OIL FILTER
KTM								
50 PRO Jr AC	97-04	630458	----	----	----	----	----	----
50 PRO Sr LC	00-08	630460	----	----	----	----	----	----
50 Mini/Sr Adventure/SX Pro Sr LC	09-14	630462	----	----	----	----	----	----
50 - 28mm	00-10	630459	----	----	----	----	----	----
50 - 40mm	00-10	630461	----	----	----	----	----	----
65SX/XC	97-15	630511	630513	----	----	630512	630867	----
65SX/XC	09-15	----	630518	630516	630515	630517	----	----
80	All	630457	----	----	----	----	----	----
85	04	630467	630468	----	----	630471	630869	----
85 SX/XC	05-12	630470	630472	630497	630496	630471	630869	----
85 SX/XC	13-15	630485	630486	631590	631611	630487	630896	----
105 SX/XC	04-10	630470	630472	630497	630496	630471	630869	----
125 all	thru 81	630464	----	----	----	----	----	----
125 all	85	631572	----	----	----	----	----	----
125 all	86-97	630465	----	----	----	----	630871	----
125 all	98-03	630467	630468	630497	630496	630471	630869	----
125 EXE	00-03	630469	----	----	----	----	----	----
125 2-Stroke models	04-06	630470	630472	630497	630496	----	630869	----
125 EXC	08-09	630475	630478	630504	630505	630476	630892	----
125 EXC	10-11	630481	630482	630504	630505	630476	630892	----
125 EXC	12-15	630485	630486	630494	630493	630487	630896	----
125 SX	07-09	630475	630478	630504	630505	630476	630892	----
125 SX	10	630481	630482	630504	630505	630476	630892	----
125 SX	11-15	630485	630486	630494	630493	630487	630896	----
144 SX	07-09	630475	630478	630504	630499	630476	630892	----
144 SX	10	630481	630482	630504	630505	630476	630892	----
144 SX	11-15	630485	630486	630494	630493	630487	630896	----
150 SX	09	630475	630478	630504	630499	630476	630892	----
150 SX	10	630481	630482	630504	630505	630476	630892	----
150 SX/XC	11-15	630485	630486	630494	630493	630487	630896	----
200 all	98-03	630467	630468	----	----	630476	630869	----
200 2-Stroke Models	04-07	630470	630472	630497	630496	630476	630869	----
200 XC/XC-W	08-09	630475	630478	630504	630505	630476	630892	----
200 XC/XC-W	10	630481	630482	630504	630505	630476	630892	----
200 EXC/XC-W	12-15	630485	630486	630494	630493	630487	630896	----
250 all	71-75	630495	----	----	----	----	----	----
250 all	76-77	630507	----	----	----	----	----	----
250 all	78-81	630495	----	----	----	----	----	----
250 all	82-89	630465	----	----	----	----	630871	----
250 all	90-97	630466	----	----	----	----	630870	----
250 all	98-03	630467	630468	----	----	630471	630869	----
250 2 Stroke Models/except SX '07	04-07	630470	630472	630497	630496	630471	630869	630013/ 630014
250 4-Stroke Models/except SX '07	04-07	630470	630472	630498	630499	630471	630869	630013/ 630014
Pre-oiled Backfire Filter		----	630500	----	----	----	----	----
250 SXF	07-09	630475	630478	630501	630502	630476	630892	630020
Pre-oiled Backfire Filter		----	630503	----	----	----	----	----
250 SX	07-09	630475	630478	630504	630505	630476	630892	----
250 XC	08-09	630475	630478	630504	630505	630476	630892	----
250 SX/SXS-F, XC, XCF-W, EXC	10	630481	630482	630501	630502	630476	630892	630020
250 SX/XC/XC-W 2-strk	11-15	630485	630486	630494	630493	630487	630896	----
250 XC-F/XCF-W	08-09	630475	630478	630501	630502	630471	630892	630020
Pre-oiled Backfire Filter		----	630503	----	----	----	----	----
250 SX/SXS-F	11-12	630485	630486	630490	630491	630487	630896	630020
Pre-oiled Backfire Filter		----	630492	----	----	----	----	----
250 SX-F 4-strk	13-15	630485	630486	630490	630491	630487	630896	630019
Pre-oiled Backfire Filter		----	630492	----	----	----	----	----
250 EXC 2-strk	11	630481	630482	630504	630505	630476	630892	----
250 EXC-F 4strk	11	630481	630482	630501	630502	630476	630892	630020
Pre-oiled Backfire Filter		----	630503	----	----	----	----	----
250 EXC 2-strk	12-15	630485	630486	630494	630493	630487	630896	----

TWIN AIR DIRT BIKE FILTERS CONTINUED

APPLICATION	YEAR	STANDARD FILTER	PRE-OILED FILTER	POWERFLOW KIT	BACKFIRE / REPL. FILTER	DUST COVER	AIR BOX COVER	OIL FILTER
KTM CONTINUED								
250 EXC-F 4strk	12-15	630485	630486	630490	630491	630487	630896	630020
Pre-oiled Backfire Filter		-----	630492					
250 XC-F/XCF-W	12-15	630485	630486	630490	630491	630487	630896	630020
Pre-oiled Backfire Filter		-----	630492	-----	-----	-----	-----	-----
250R Freeride	14-15	631612	-----	-----	-----	-----	-----	-----
300 All	90-97	630466	-----	-----	-----	-----	630870	-----
300 All	98-03	630467	630468	-----	-----	630471	630869	630013/ 630014
300 2-Stroke Models	04-07	630470	630472	630497	630496	630471	630869	-----
300 XC/XC-W	08-09	630475	630478	630504	630505	630476	630892	-----
300 EXC 2-stroke	11	630481	630482	630504	630505	630476	630892	-----
300 XC/XC-W	10	630481	630482	630504	630505	630476	630892	-----
300 XC/XC-W / EXC 2-stroke	11-15	630485	630486	630494	630493	630487	630896	-----
350	87-91	630465	-----	-----	-----	-----	630871	-----
350 LC-4	93-99	630510	-----	-----	-----	-----	630879	-----
350 SX-F/EXC-F/XC-F/XCF-W	11-15	630485	630486	630490	630491	630487	630896	630019
Pre-oiled Backfire Filter		-----	630492	-----	-----	-----	-----	-----
350 FreeRide Trial Bike	12-15	631573	-----	631589	631596	-----	-----	-----
360 All	95-97	630466	-----	-----	-----	-----	630870	-----
380 All	98-03	630467	630468	-----	-----	630471	630869	-----
400 LC-4	93-99	630510	-----	-----	-----	-----	630879	-----
400 LC-4	00	630467	630468	-----	-----	630471	630869	630013/ 630014
400 LC-4 (1 hole)	01-03	630467	630468	-----	-----	630471	630869	630013/ 630014
400 LC-4 (3 holes)	01-04	630470	630472	630498	630499	630471	630869	630013/ 630014
Pre-oiled Backfire Filter		-----	630500	-----	-----	-----	-----	-----
400 LC-4 Duke	97-04	630511	630513	-----	-----	630512	630867	-----
400 XC-W	08-09	630475	630478	630501	630502	630476	630892	-----
Pre-oiled Backfire Filter		-----	630503	-----	-----	-----	-----	-----
400 XC-W/EXC-F	10-11	630481	630482	630501	630502	630476	630892	630019
Pre-oiled Backfire Filter		-----	630503	-----	-----	-----	-----	-----
440	94-95	630465	-----	-----	-----	-----	630871	-----
450 SX	03-06	630470	630472	630498	630499	630471	630869	630013/ 630014
Pre-oiled Backfire Filter		-----	630500	-----	-----	-----	-----	-----
450 EXC/XC	03-07	630470	630472	630498	630499	630471	630869	630013/ 630014
Pre-oiled Backfire Filter		-----	630500	-----	-----	-----	-----	-----
450 SXF	07-09	630475	630478	630501	630502	630476	630892	630019
Pre-oiled Backfire Filter		-----	630503	-----	-----	-----	-----	-----
450 EXC/XC-F	08-09	630475	630478	630501	630502	630476	630892	630019
Pre-oiled Backfire Filter		-----	630503	-----	-----	-----	-----	-----
450 SX/SXF/EXC/XC-F	10	630481	630482	630501	630502	630476	630892	630019
Pre-oiled Backfire Filter		-----	630503	-----	-----	-----	-----	-----
450 EXC-F/XC-W	11	630481	630482	630501	630502	630476	630892	630019
Pre-oiled Backfire Filter		-----	630503	-----	-----	-----	-----	-----
450 SX-F/SXS-F/SMR	11-12	630485	630486	630490	630491	630487	630896	630019
Pre-oiled Backfire Filter		-----	630492	-----	-----	-----	-----	-----
450 XC-W / EXC	12-15	630485	630486	630490	630491	630487	630896	630020
Pre-oiled Backfire Filter		-----	630492	-----	-----	-----	-----	-----
450 SX-F/XC-F/SMR	13-15	630485	630486	630490	630491	630487	630896	630020
Pre-oiled Backfire Filter		-----	630492	-----	-----	-----	-----	-----
495	81	630463	-----	-----	-----	-----	-----	-----
500	82-97	630465	-----	-----	-----	-----	630871	-----
500 LC-4	83	630506	-----	-----	-----	-----	-----	-----
500 LC-4	84-86	630507	-----	-----	-----	-----	-----	-----
500 LC-4	87-92	630508	-----	-----	-----	-----	-----	-----
500 EXC/XC-w 4-stroke	12-15	630485	630486	630490	630491	630487	630896	630020
505 XC-F	08-09	630475	630478	630501	630502	630476	630892	630019
Pre-oiled Backfire Filter		-----	630503	-----	-----	-----	-----	-----

- accessories
- body
- handlebar & grips
- cables & levers
- exhaust
- engine
- fuel & intake**
- electrical & ignition
- clutch
- drive
- bearings
- brakes
- steering & suspension
- tires
- tools & shop

TWIN AIR DIRT BIKE FILTERS CONTINUED

APPLICATION	YEAR	STANDARD FILTER	PRE-OILED FILTER	POWERFLOW KIT	BACKFIRE / REPL. FILTER	DUST COVER	AIR BOX COVER	OIL FILTER
KTM CONTINUED								
505 XC-F	10	630481	630482	630501	630502	630476	630892	630019
Pre-oiled Backfire Filter		-----	630503	-----	-----	-----	-----	-----
520 LC-4	00	630467	630468	-----	-----	630471	630869	630013/ 630014
520 LC-4 (1 hole)	01-02	630467	630468	-----	-----	630471	630869	630013/ 630014
520 LC -4 (3 holes)	01-02	630470	630472	630498	630499	630471	630869	630013/ 630014
Pre-oiled Backfire Filter		-----	630500	-----	-----	-----	-----	-----
525 LC-4 (1 hole)	03	630467	630468	-----	-----	630471	630869	630013/ 630014
525 LC-4 (3 holes)	03-06	630470	630472	630498	630499	630471	630869	630013/ 630014
Pre-oiled Backfire Filter		-----	630500	-----	-----	-----	-----	-----
530 EXC	06-07	630470	630472	630498	630499	630471	630869	630013/ 630014
Pre-oiled Backfire Filter		-----	630500	-----	-----	-----	-----	-----
530 XC-W/EXC	08-09	630475	630478	630501	630502	630476	630892	630013/ 630014
Pre-oiled Backfire Filter		-----	630503	-----	-----	-----	-----	-----
530 XC-W/EXC-F	10-11	630481	630482	630501	630502	630476	630892	630013/ 630014
Pre-oiled Backfire Filter		-----	630503	-----	-----	-----	-----	-----
540	87-95	630465	-----	-----	-----	-----	630871	630013/ 630014
550	87-95	630465	-----	-----	-----	-----	630871	-----
450/560 SMR	08-09	630475	630478	630501	630502	630471	630892	630013/ 630014
Pre-oiled Backfire Filter		-----	630503	-----	-----	-----	-----	-----
450/560 SMR	10	630481	630482	630501	630502	630471	630892	630013/ 630014
Pre-oiled Backfire Filter		-----	630503	-----	-----	-----	-----	-----
600 LC-4	87-92	630508	-----	-----	-----	-----	-----	-----
600 LC-4	93-99	630510	-----	-----	-----	-----	-----	-----
620 LC-4	94-99	630510	-----	-----	-----	-----	630879	-----
620/625 LC-4 Duke	97-06	630511	630513	-----	-----	630512	630867	-----
640 LC-4 Duke	99-10	630511	630513	-----	-----	630512	630867	-----
640 Adventure	08-10	630511	630513	-----	-----	630512	630867	-----
640 LC4 Supermoto	08-10	630510	-----	-----	-----	-----	-----	-----
625/660SMC	08-10	630470	630472	-----	-----	630471	630869	630013/ 630014
640 Duke	08-10	630510	-----	-----	-----	-----	-----	-----
450/660 Rally Factory Replica	98-10	630514	-----	-----	-----	631602	-----	-----
450 Rally Factory Replica	13-14	630514	-----	-----	-----	-----	-----	-----
690 Enduro/R	98-10	630514	-----	-----	-----	-----	-----	-----
LEM								
R3XC/ RX/ RCC3 65	04-10	630716	-----	-----	-----	-----	-----	-----
50cc R2/R3	03-10	630718	-----	-----	-----	-----	-----	-----
RX3 50cc	07-10	630718	-----	-----	-----	-----	-----	-----
MAICO								
ALL	Thru 79	630529	-----	-----	-----	-----	-----	-----
ALL	80-81	630531	-----	-----	-----	-----	-----	-----
ALL Clamp-On	80-81	650533*	-----	-----	-----	-----	-----	-----
ALL	82-97	630534	-----	-----	-----	-----	-----	-----
ALL	98-02	630510	-----	-----	-----	-----	-----	-----
MONTESA								
250	All	630601	-----	-----	-----	-----	-----	-----
250	All	630602	-----	-----	-----	-----	-----	-----
250	83	630603	-----	-----	-----	-----	-----	-----
Cota	83	630604	-----	-----	-----	-----	-----	-----

TWIN AIR DIRT BIKE FILTERS CONTINUED

APPLICATION	YEAR	STANDARD FILTER	PRE-OILED FILTER	POWERFLOW KIT	BACKFIRE / REPL. FILTER	DUST COVER	AIR BOX COVER	OIL FILTER
MONTESA CONTINUED								
Cota 314	97-01	630608	----	----	----	----	----	----
Cota 315	97-01	630609	----	----	----	----	----	----
Cota 314R/315R/4 Stroke	07-10	630610	----	----	----	----	----	----
Trial 304	All	630605	----	----	----	----	----	----
Cota 309	All	630606	----	----	----	----	----	----
Cota 310	All	630606	----	----	----	----	----	----
Cota 348	All	630607	----	----	----	----	----	----
414	All	630601	----	----	----	----	----	----
414	All	630602	----	----	----	----	----	----
SCORPA								
Trial Works	96-99	631579	----	----	----	----	----	----
SHERCO								
Sherco 0.8	04-10	630527	----	----	----	----	----	----
Sherco 1.25	00-10	630527	----	----	----	----	----	----
Sherco 2.0	00-10	630527	----	----	----	----	----	----
Sherco 2.5	99-10	630527	----	----	----	----	----	----
Sherco 2.9	00-10	630527	----	----	----	----	----	----
Sherco 3.2 4strk	05-10	630527	----	----	----	----	----	----
Sherco Enduro 2strk SE250T/SE300T	13-15	631574	----	----	----	----	----	----
Sherco 450 Enduro 4strk	04-13	631599	----	----	----	----	----	----
Sherco 510 Enduro 4strk	06-13	631599	----	----	----	----	----	----
Sherco Enduro 250/300 4strk	12-15	631600	----	----	----	----	----	----
Sherco 450 Enduro 4strk	14-15	631600	----	----	----	----	----	----
SUZUKI								
JR 50	78-07	630219	----	----	----	----	----	----
RM60	03	630370	----	----	----	630371	630857	----
RM65	03-06	630368	----	----	----	630369	630860	----
DRZ 70	08-11	630373	----	----	----	----	----	----
JR 80	01-06	630372	----	----	----	----	----	----
RM80	81	630359	----	----	----	----	----	----
RM80	81	630360	----	----	----	----	----	----
RM80	82-85	630361	----	----	----	----	----	----
RM80	82-85	630362	----	----	----	----	----	----
RM80	86-01	630363	630365	----	----	630364	630863	----
RM85/85L	02-15	630363	630365	----	----	630364	630863	----
RM100	03-05	630366	----	----	----	630367	630860	----
DRZ-110	02-06	630378	----	----	----	----	----	----
DTR125	88-99	630281	----	----	----	----	----	----
DRZ-125/L	03-13	630379	----	----	----	----	----	630005
DR 125	94-96	630427	----	----	----	----	----	----
RM125	76	630381	----	----	----	----	----	----
RM125	78	630388	----	----	----	----	----	----
RM125	79-80	630382	----	----	----	----	----	----
RM125 *57mm ID clamp on	79-80	630387	----	----	----	----	----	----
RM125	81-83	630383	----	----	----	----	----	----
RM125	84-85	630384	----	----	----	----	----	----
RM125	86	630385	----	----	----	----	----	----
RM125	87-92	630386	----	----	----	----	630874	----
RM125	93-95	630400	----	----	----	----	630875	----
RM125	96-01	630401	----	----	----	----	630877	----
RM125	02-03	630402	----	----	----	630403	630877	----
RM125	04-08	630404	630410	630405	630404	630406	630878	----
TS125R	89-02	630421	----	----	----	----	----	----
TS200R	All	630421	----	----	----	----	----	----
DR200 SE	96-09	630427	----	----	----	----	----	----
DR250	82-89	630426	----	----	----	----	----	----
DR250	90-94	630425	----	----	----	----	----	----
DR250	95	630428	----	----	----	----	----	----
DRZ250	01-08	630380	----	----	----	----	----	----
RM250	78	630395	----	----	----	----	----	----

- accessories
- body
- handlebar & grips
- cables & levers
- exhaust
- engine
- fuel & intake**
- electrical & ignition
- clutch
- drive
- bearings
- brakes
- steering & suspension
- tires
- tools & shop

TWIN AIR DIRT BIKE FILTERS CONTINUED

APPLICATION	YEAR	STANDARD FILTER	PRE-OILED FILTER	POWERFLOW KIT	BACKFIRE / REPL. FILTER	DUST COVER	AIR BOX COVER	OIL FILTER
SUZUKI CONTINUED								
RM250	79-80	630396	----	----	----	----	----	----
RM250 *57mm ID clamp on	79-80	630387	----	----	----	----	----	----
RM250	81-83	630397	----	----	----	----	----	----
RM250	84-85	630398	----	----	----	----	----	----
RM250	86	630385	----	----	----	----	----	----
RM250	87-92	630386	----	----	----	----	630874	----
RM250	93-95	630400	----	----	----	----	630875	----
RM250	96-01	630401	----	----	----	----	630877	----
RM250	02	630402	----	----	----	630403	630877	----
RM250	03-12	630404	630410	630405	630404	630406	630878	----
RMZ250	04-06	630414	630418	630179	630176	630415	630886	630018
RMZ250	07-15	630404	630410	630412	630411	630406	630878	630018
Pre-oiled Backfire Filter		----	630413	----	----	----	----	----
RMX250	89-98	630389	----	----	----	630392	630874	----
RMX250	99-04	630390	----	----	----	----	----	----
DR350	90-99	630425	----	----	----	----	----	----
RM370	78	630395	----	----	----	----	----	----
SP370	All	630422	----	----	----	----	----	----
DR400	All	630423	----	----	----	----	----	----
DR400	All	630424	----	----	----	----	----	----
DRZ400	00-14	630391	----	----	630393	630392	630862	630007
RM400	79-80	630396	----	----	----	----	----	----
RMZ450	05-15	630404	630410	630412	630411	630406	630878	630018
Pre-oiled Backfire Filter		----	630413	----	----	----	----	----
RMX 450	10-12	630419	630420	----	----	----	----	630018
RM465	81-82	630397	----	----	----	----	----	----
DR500	All	630429	----	----	----	----	----	----
DR500	All	630430	----	----	----	----	----	----
RM500	83-84	630397	----	----	----	----	----	----
DR600	All	630434	----	----	----	----	----	----
DR650S	90-95	630436	----	----	----	----	----	----
DR650SE	96-13	630437	----	----	----	----	----	----
GS750	79-81	630435	----	----	----	----	----	----
TM								
80 MX/Enduro	95-07	630644	----	----	----	----	----	----
80/85 MX/Enduro	08-14	631578	----	----	----	----	630868	----
125/250/300 MX/Enduro 2-strk	95-07	630644	----	----	----	----	----	----
125/250/300 MX/Enduro 2-strk	08-12	631578	----	----	----	----	630868	----
250/400/530 MX/Enduro 4-strk	01-12	631578	----	----	----	----	630868	----
250/450 Enduro 4-strk	13-14	631580	----	----	----	----	----	----
125/250/300 Enduro 2-strk	13-14	631581	----	----	----	----	----	----
250/450 MX 4-strk	13-14	631581	----	----	----	----	----	----
VERTEMATI								
4-Stroke	00-01	630652	----	----	----	----	----	----
4-Stroke	02-03	630653	----	----	----	----	----	----
VOR								
400 All	00-01	630654	----	----	----	----	----	----
400	02	630655	----	----	----	----	----	----
500	00-01	630654	----	----	----	----	----	----
500 All	02	630655	----	----	----	----	----	----
YAMAHA								
DT50LC	All	630281	----	----	----	----	----	----
PW50	92-15	630345	----	----	----	----	----	----
RD50	All	630263	----	----	----	----	----	----
TTR50	06-15	630279	----	----	----	----	----	----
DT80LC2	All	630290	----	----	----	----	----	----
PW80	91-06	630241	----	----	----	----	----	----
YZ60 (clamp on w/rubber flange)	82-83	630236	----	----	----	----	----	----
RD80	All	630289	----	----	----	----	----	----

TWIN AIR DIRT BIKE FILTERS CONTINUED

APPLICATION	YEAR	STANDARD FILTER	PRE-OILED FILTER	POWERFLOW KIT	BACKFIRE / REPL. FILTER	DUST COVER	AIR BOX COVER	OIL FILTER
YAMAHA CONTINUED								
RD80LC2	All	630289	----	----	----	----	----	----
YZ80	79	630235	----	----	----	----	----	----
YZ80 (clamp on w/rubber flange)	81-82	630236	----	----	----	----	----	----
YZ80	83	630237	----	----	----	----	----	----
YZ80	84-86	630238	----	----	----	----	----	----
YZ80	87-92	630239	----	----	----	----	----	----
YZ80	93-01	630240	----	----	----	----	630864	----
YZ85	02-13	630242	630244	----	----	630243	630864	----
TT-R90	00-07	630280	----	----	----	----	----	----
TT-R110	08-15	630285	----	----	----	----	----	----
DTR125	88-98	630281	----	----	----	----	----	----
DT125	88-95	630292	----	----	----	----	----	----
DT125	91-04	630290	----	----	----	----	----	----
TT-R125	00-15	630282	----	----	----	----	----	----
YZ125	82	630245	----	----	----	----	----	----
YZ125	83	630247	----	----	----	----	----	----
YZ125	84-85	630246	----	----	----	----	----	----
YZ125	86	630249	----	----	----	----	----	----
YZ125	87-88	630250	----	----	----	----	----	----
YZ125	89-92	630254	----	----	----	630257	630876	----
YZ125	93-94	630255	----	----	----	630257	630876	----
YZ125	95-96	630256	----	----	----	630257	630876	----
YZ125	97-15	630258	630262	630259	630258	630260	630876	----
IT175	All	630286	----	----	----	----	----	----
DT200	87	630291	----	----	----	----	----	----
DT200	89-96	630288	----	----	----	----	----	----
TT-R225	99-04	630283	----	----	----	----	----	630009
WR200	91-93	630288	----	----	----	----	----	----
TT-R230	05-15	631632	----	----	----	----	----	----
IT250	All	630293	----	----	----	----	----	----
TT250R	All	630311	----	----	----	----	----	630008
TY250R/350R	84-96	630295	----	----	----	----	----	----
TY 250X	93-96	630295	----	----	----	----	----	----
XT250	pre-07	630294	----	----	----	----	----	----
YZ250	82	630251	----	----	----	----	----	----
YZ250	82-83	630247	----	----	----	----	----	----
YZ250	84-86	630252	----	----	----	----	----	----
YZ250	87	630250	----	----	----	----	----	----
YZ250	88	630253	----	----	----	----	----	----
YZ250	89-92	630254	----	----	----	630257	630876	----
YZ250	93-94	630255	----	----	----	630257	630876	----
YZ250	95-96	630256	----	----	----	630257	630876	----
YZ250	97-15	630258	630262	630259	630258	630260	630876	----
YZ250F	01-13	630258	630262	630277	630276	630260	630876	630017
Pre-oiled Backfire Filter		----	630278	----	----	----	----	----
YZ250F	14-15	631571	631585	631588	631595	----	631605	630017
Pre-oiled Backfire Filter		----	631586	----	----	----	----	----
TTR250	99-06	630284	----	----	----	----	----	630008
WR250	89-97	630254	----	----	----	630257	630876	----
WR250F	01-02	630258	630262	630277	630276	630260	630876	630008
WR250F	03-13	630264	631633	630265	630268	630267	630883	630017
Pre-oiled Backfire Filter		----	630266	----	----	----	----	----
WR 250 R/X Street Model	08-10	630284	----	----	----	----	----	630017
TT350/XT350	Thru 89	630296	----	----	----	----	----	----
XT350	85-95	630298	----	----	----	----	----	----
WR/YZ400F	98-99	630258	630262	630277	630276	630260	630876	630008
Pre-oiled Backfire Filter		----	630278	----	----	----	----	----
WR/YZ426F	00-02	630258	630262	630277	630276	630260	630876	630008
Pre-oiled Backfire Filter		----	630278	----	----	----	----	----
YZ450F	03-09	630258	630262	630277	630276	630260	630876	630017
Pre-oiled Backfire Filter		----	630278	----	----	----	----	----
YZ450F	10-13	630270	630271	630272	630273	----	630897	630017

- accessories
- body
- handlebar & grips
- cables & levers
- exhaust
- engine
- fuel & intake**
- electrical & ignition
- clutch
- drive
- bearings
- brakes
- steering & suspension
- tires
- tools & shop

TWIN AIR DIRT BIKE FILTERS CONTINUED

APPLICATION	YEAR	STANDARD FILTER	PRE-OILED FILTER	POWERFLOW KIT	BACKFIRE / REPL. FILTER	DUST COVER	AIR BOX COVER	OIL FILTER
YAMAHA CONTINUED								
Pre-oiled Backfire Filter YZ450F	14-15	631571	631585	631588	631595	631605	630017	630017
Pre-oiled Backfire Filter WR450F	03-12	630264	631633	630265	630268	630267	630883	630017
Pre-oiled Backfire Filter IT490	All	630287	630266	630266	630266	630266	630266	630266
YZ490	82	630251	630251	630251	630251	630251	630251	630251
YZ490	82-83	630247	630247	630247	630247	630247	630247	630247
YZ490	84-85	630252	630252	630252	630252	630252	630252	630252
YZ490	86	630249	630249	630249	630249	630249	630249	630249
YZ490	87-90	630250	630250	630250	630250	630250	630250	630250
HL500	All	630299	630299	630299	630299	630299	630299	630299
HL500	All	630300	630300	630300	630300	630300	630300	630300
WR500	91-93	630254	630254	630254	630254	630254	630254	630254
XT500	All	630301	630301	630301	630301	630301	630301	630301
XT500 rubber.45	All	630305	630305	630305	630305	630305	630305	630305
XT500 rubber.57	All	630302	630302	630302	630302	630302	630302	630302
XT500 rubber.63	All	630303	630303	630303	630303	630303	630303	630303
XT550	All	630304	630304	630304	630304	630304	630304	630304
TT600	All	630310	630310	630310	630310	630310	630310	630310
XT600	All	630308	630308	630308	630308	630308	630308	630308
XT600 Tenere Z (filter + dust cover)	84-86	630309	630309	630309	630309	630309	630309	630309
XT600 Tenere Z	87-89	630307	630307	630307	630307	630307	630307	630307
NOTES								
* 630112 comes with a PLASTIC filter cage and std. Dual Stage filter.								
** Foam outer cover for Stock Filter								

TWIN AIR DIRT BIKE FILTERS PRICING

630001	7.95	D	630047	30.95	A	630088	37.95	D	630158	30.95	A	630195	30.95	A
630003	8.95	B	630048	33.95	B	630089	38.95	B	630159	18.95	D	630196	30.95	A
630004	7.95	D	630050	30.95	A	630090	30.95	A	630160	33.95	B	630197	30.95	A
630005	7.95	D	630051	18.95	D	630091	15.95	D	630161	30.95	A	630198	30.95	A
630007	7.95	D	630052	33.95	B	630092	30.95	A	630162	30.95	A	630199	30.95	A
630008	11.95	B	630053	30.95	A	630093	30.95	A	630163	30.95	A	630200	30.95	A
630009	11.95	B	630054	18.95	D	630094	30.95	A	630164	30.95	A	630201	30.95	A
630012	8.95	B	630055	37.95	D	630095	15.95	D	630165	18.95	D	630202	30.95	A
630013	8.95	B	630056	30.95	A	630096	30.95	A	630166	30.95	A	630211	28.95	B
630014	8.95	B	630057	18.95	D	630097	30.95	A	630167	18.95	D	630212	28.95	B
630017	8.99	B	630059	33.95	B	630098	30.95	A	630168	30.95	A	630213	34.95	B
630018	8.95	B	630060	37.95	D	630099	30.95	A	630169	18.95	D	630214	30.95	A
630019	8.95	B	630061	149.95	AE	630100	30.95	A	630170	30.95	A	630219	19.95	B
630020	8.99	B	630062	38.95	B	630101	15.95	D	630171	18.95	D	630235	30.95	A
630025	30.95	A	630063	30.95	A	630102	15.95	D	630172	30.95	A	630236	39.95	B
630026	30.95	A	630064	37.95	D	630103	39.95	B	630173	18.95	D	630237	30.95	A
630027	30.95	A	630065	37.95	D	630104	30.95	A	630174	33.95	B	630238	30.95	A
630028	30.95	A	630066	249.95	AE	630105	22.95	B	630175	30.95	A	630239	30.95	A
630029	18.95	D	630068	38.95	B	630108	30.95	A	630176	37.95	D	630240	30.95	A
630030	33.95	B	630069	249.95	AE	630109	30.95	A	630178	33.95	B	630241	15.95	D
630031	15.95	B	630070	37.95	D	630110	30.95	A	630179	249.95	AE	630242	30.95	A
630032	15.95	B	630071	249.95	AE	630111	30.95	A	630180	30.95	A	630243	18.95	D
630033	30.95	A	630073	38.95	B	630112	49.95	B	630181	249.95	AE	630244	33.95	B
630034	30.95	A	630074	30.95	A	630113	37.95	D	630182	18.95	D	630245	30.95	A
630035	39.95	B	630075	18.95	D	630114	18.95	D	630183	37.95	D	630246	30.95	A
630036	30.95	A	630076	33.95	B	630115	22.95	D	630184	38.95	B	630247	30.95	A
630037	30.95	A	630078	249.95	AE	630150	30.95	A	630187	33.95	B	630249	30.95	A
630038	30.95	A	630079	37.95	D	630151	30.95	A	630188	30.95	A	630250	30.95	A
630041	30.95	A	630080	38.95	B	630152	30.95	A	630189	33.95	B	630251	39.95	B
630042	149.95	AE	630081	30.95	A	630153	30.95	A	630190	18.95	D	630252	30.95	A
630043	39.95	B	630082	18.95	D	630154	30.95	A	630191	30.95	A	630253	30.95	A
630044	30.95	A	630083	37.95	D	630155	30.95	A	630192	34.95	B	630254	30.95	A
630045	18.95	D	630086	33.95	B	630156	18.95	D	630193	15.95	D	630255	30.95	A
630046	33.95	B	630087	159.95	AE	630157	33.95	B	630194	30.95	A	630256	30.95	A

TWIN AIR DIRT BIKE FILTERS PRICING CONTINUED

630257	18.95	D	630380	30.95	A	630482	33.95	B	630620	30.95	A	630877	37.95	D
630258	30.95	A	630381	30.95	A	630485	30.95	A	630621	15.95	D	630878	36.95	D
630259	149.95	AE	630382	30.95	A	630486	33.95	B	630622	34.95	B	630879	36.95	D
630260	18.95	D	630383	30.95	A	630487	18.95	D	630623	30.95	A	630880	36.95	D
630262	33.95	B	630384	30.95	A	630490	149.95	AE	630625	149.95	AE	630881	36.95	D
630263	15.95	D	630385	30.95	A	630491	37.95	D	630626	149.95	AE	630882	49.95	B
630264	30.95	A	630386	30.95	A	630492	38.95	B	630627	37.95	D	630883	37.95	D
630265	149.95	AE	630387	39.95	B	630493	30.95	A	630628	30.95	A	630886	36.95	D
630266	38.95	B	630388	30.95	A	630494	149.95	AE	630629	149.95	AE	630889	36.95	D
630267	18.95	D	630389	30.95	A	630495	30.95	A	630630	30.95	A	630890	36.95	D
630268	37.95	D	630390	30.95	A	630496	30.95	A	630631	30.95	A	630891	36.95	D
630270	30.95	A	630391	30.95	A	630497	149.95	AE	630632	37.95	D	630892	37.95	D
630271	33.95	B	630392	18.95	D	630498	149.95	AE	630638	34.95	B	630893	37.95	D
630272	259.95	AE	630393	37.95	D	630499	37.95	D	630639	30.95	A	630894	36.95	D
630273	37.95	D	630395	30.95	A	630500	38.95	B	630640	30.95	A	630895	36.95	D
630274	38.95	B	630396	30.95	A	630501	149.95	AE	630641	30.95	A	630896	36.95	D
630276	37.95	D	630397	30.95	A	630502	37.95	D	630642	22.95	B	630897	36.95	D
630277	149.95	AE	630398	30.95	A	630503	38.95	B	630643	30.95	A	631568	30.95	D
630278	38.95	B	630400	30.95	A	630504	149.95	AE	630644	30.95	A	631569	35.95	D
630279	15.95	D	630401	30.95	A	630505	149.95	A	630645	22.95	B	631571	30.95	D
630280	15.95	D	630402	30.95	A	630506	39.95	B	630647	34.95	B	631572	30.95	D
630281	15.95	D	630403	18.95	D	630507	30.95	A	630648	30.95	A	631573	30.95	D
630282	30.95	A	630404	30.95	A	630508	30.95	A	630649	30.95	A	631574	30.95	D
630283	30.95	A	630405	149.95	AE	630510	30.95	A	630650	39.95	B	631575	30.95	D
630284	30.95	A	630406	18.95	D	630511	30.95	A	630651	39.95	B	631576	30.95	D
630285	15.95	D	630410	33.95	B	630512	18.95	D	630652	30.95	A	631577	30.95	D
630286	30.95	A	630411	37.95	D	630513	33.95	B	630653	30.95	A	631578	30.95	D
630287	30.95	A	630412	149.95	AE	630514	37.95	D	630654	30.95	A	631579	30.95	D
630288	30.95	A	630413	38.95	B	630515	30.95	A	630655	30.95	A	631580	30.95	D
630289	15.95	D	630414	30.95	A	630516	149.95	AE	630656	37.95	D	631581	30.95	D
630290	15.95	D	630415	18.95	D	630517	18.95	D	630657	149.95	AE	631582	30.95	D
630291	30.95	A	630418	33.95	B	630518	33.95	B	630658	30.95	A	631583	33.95	D
630292	30.95	A	630419	30.95	A	630519	30.95	A	630659	30.95	A	631584	38.95	D
630293	30.95	A	630420	33.95	B	630521	30.95	A	630660	30.95	A	631585	33.95	D
630294	30.95	A	630421	30.95	A	630522	37.95	D	630661	30.95	A	631586	38.95	D
630295	30.95	A	630422	30.95	A	630523	30.95	A	630662	34.95	B	631587	159.95	AE
630296	30.95	A	630423	30.95	A	630524	30.95	A	630663	30.95	A	631588	259.95	AD
630298	30.95	A	630424	39.95	B	630525	37.95	D	630664	30.95	A	631589	149.95	D
630299	30.95	A	630425	30.95	A	630526	37.95	D	630665	30.95	A	631590	149.95	D
630300	34.95	B	630426	30.95	A	630527	30.95	A	630666	30.95	A	631592	37.95	D
630301	30.95	A	630427	30.95	A	630529	30.95	A	630669	15.95	D	631593	37.95	D
630302	34.95	B	630428	30.95	A	630531	30.95	A	630701	30.95	A	631594	37.95	D
630303	34.95	B	630429	30.95	A	630534	37.95	D	630712	30.95	A	631595	37.95	D
630304	30.95	A	630430	39.95	B	630579	30.95	A	630713	89.95	B	631596	37.95	D
630305	34.95	B	630434	30.95	A	630580	30.95	A	630716	30.95	A	631597	37.95	D
630307	30.95	A	630435	30.95	A	630581	18.95	D	630718	30.95	A	631598	33.95	D
630308	15.95	D	630436	30.95	A	630589	69.95	B	630854	36.95	D	631599	37.95	D
630309	30.95	A	630437	30.95	A	630590	37.95	D	630855	36.95	D	631600	37.95	D
630310	30.95	A	630457	30.95	A	630591	69.95	B	630856	36.95	D	631601	18.95	D
630311	30.95	A	630458	15.95	D	630592	37.95	D	630857	36.95	D	631602	18.95	D
630345	15.95	D	630459	34.95	B	630593	30.95	A	630858	36.95	D	631603	18.95	D
630359	30.95	A	630460	15.95	D	630601	30.95	A	630859	36.95	D	631604	36.95	D
630360	39.95	B	630461	34.95	B	630602	34.95	B	630860	36.95	D	631605	36.95	D
630361	30.95	A	630462	15.95	D	630603	30.95	A	630862	36.95	D	631606	30.95	D
630362	39.95	B	630463	30.95	A	630604	30.95	A	630863	36.95	D	631608	30.95	D
630363	30.95	A	630464	30.95	A	630605	30.95	A	630864	36.95	D	631609	30.95	D
630364	18.95	D	630465	30.95	A	630606	15.95	D	630865	36.95	D	631610	15.95	D
630365	33.95	B	630466	30.95	A	630607	15.95	D	630866	36.95	D	631611	30.95	D
630366	30.95	A	630467	30.95	A	630608	30.95	A	630867	36.95	D	631612	30.95	D
630367	18.95	D	630468	33.95	B	630609	30.95	A	630868	36.95	D	631630	30.95	A
630368	30.95	A	630469	30.95	A	630610	30.95	A	630869	37.95	D	631632	30.95	A
630369	18.95	D	630470	30.95	A	630611	30.95	A	630870	36.95	D	631633	33.95	A
630370	30.95	A	630471	18.95	D	630612	30.95	A	630871	36.95	D			
630371	18.95	D	630472	33.95	B	630613	30.95	A	630872	36.95	D			
630372	15.95	D	630475	30.95	A	630614	15.95	D	630873	37.95	D			
630373	15.95	D	630476	18.95	D	630615	30.95	A	630874	36.95	D			
630378	15.95	D	630478	33.95	B	630618	30.95	A	630875	36.95	D			
630379	30.95	A	630481	30.95	A	630619	30.95	A	630876	36.95	D			

- accessories
- body
- handlebar & grips
- cables & levers
- exhaust
- engine
- fuel & intake**
- electrical & ignition
- clutch
- drive
- bearings
- brakes
- steering & suspension
- tires
- tools & shop

- accessories
- body
- handlebar & grips
- cables & levers
- exhaust
- engine
- fuel & intake**
- electrical & ignition
- clutch
- drive
- bearings
- brakes
- steering & suspension
- tires
- tools & shop

FUEL STAR PETCOCKS

NEW PRODUCT

WHY FUEL STAR?

- Direct OE replacement fuel valves
- Direct OE replacement molded fuel line providing hassle free installation
- Fuel line meets C.A.R.B. and EPA fuel line permeation standards for motorcycles and ATVs
- Viton rubber fuel resistant gaskets
- Includes OE style fuel line clamps

FUEL STAR

No longer will you have to waste time trying to route and secure an unformed fuel line or use generic non application specific fuel valves when replacing your fuel system. Introducing FUEL STAR. The first and only OE quality direct fit replacement fuel kit. Includes OE style clips, OE replacement formed fuel lines and OE style fuel valves. Easy and affordable, FUEL STAR does it all.

MODEL	YEARS	PART #	
HONDA			
CRF 50F	04-07	833540	49.95 G
CRF 70F	04-07	833541	49.95 G
CRF 100F	04-07	833542	49.95 G
CRF 50F	08-15	833543	49.95 G
XR 70R	97-00	833544	49.95 G
XR 100R	98-00	833545	49.95 G
CRF 150F	03-07	833546	49.95 G
CRF 150F	08-15	833547	49.95 G
CRF 230F	03-07	833548	49.95 G
CRF 230F	08-09,12-15	833549	49.95 G
XR 650L	93-07	833550	59.95 G
XR 650L	08-15	833551	59.95 G
CRF 250X	04-07	833552	29.95 G
CRF 450X	05-07	833553	29.95 G
CR 125R	80	833554	79.95 G
CR 125R	81-83	833555	79.95 G
CR 125R	84-86	833556	79.95 G
CR 125R	88	833557	79.95 G
CR 125R	87,89-92	833558	79.95 G
CR 125R	93-97	833559	39.95 G
CR 125R	98-99	833560	39.95 G
CR 125R	00-04	833561	39.95 G
CR 125R	05-07	833562	39.95 G
CR 250R	93	833563	39.95 G
CR 250R	94-96	833564	39.95 G
CR 250R	97-98	833565	39.95 G
CR 500R	93-01	833566	39.95 G

MODEL	YEARS	PART #	
KAWASAKI			
KLX 110	02-07	833571	49.95 G
KLX 110	08-09	833572	69.95 G
KX 125	92	833573	44.95 G
KX 125	93,95-98	833574	49.95 G
KX 125	94	833575	44.95 G
KX 65	00-01	833576	49.95 G
KX 65	02-05,07-16	833577	49.95 G
KX 100	01-05,07-09,11-16	833578	49.95 G
KX 125	99-00	833579	49.95 G
KX 125	01-02	833580	49.95 G
KX 250	99-02	833581	49.95 G

MODEL	YEARS	PART #	
SUZUKI			
DRZ 400S	00-04	833582	99.95 G
DRZ 400S	05-09,11-12,14	833583	99.95 G
DR 125SE	94-96	833584	TBA
DR 650SE	97-98	833585	99.95 G
DR 650SE	99-07	833586	99.95 G
DR 650SE	08-14	833587	99.95 G
DR 650SE	96	833588	99.95 G
DR 250SE	93-95	833589	99.95 G
DR 350SE	90-96	833590	99.95 G
DR 350SE	97-99	833591	99.95 G
RM 125	01-04	833592	59.95 G
RM 125	89-91	833593	59.95 G
RM 125	92-95	833594	59.95 G
RM 125	96-00	833595	59.95 G
RM 250	01-04	833596	59.95 G

MODEL	YEARS	PART #	
YAMAHA			
YZ 125	90-94	833597	39.95 G
YZ 125	95-14	833598	39.95 G
YZ 250	07-14	833599	39.95 G
YZ 250F	10-13	833600	TBA
YZ 80	97-01	833601	TBA
YZ 85	02-08	833602	TBA
YZ 85	09-15	833603	59.95 G
TTR 90	01-03	833604	TBA
TTR 90E	04-07	833605	TBA
TTR 125E	08-09,11-14	833606	TBA
TW 200	87-07	833607	TBA



The Fuel Adjustment Screw Mag makes dialing in your carb quick and easy. Made from CNC Machined 6061 for precise adjustments. No tools needed to adjust. Fits Keihin FCR carburetors.



Models / Years	Fuel Adjustment Screws	
YZ426 00-02, YZ250F 01-09, YZ450F 03-09, WR426 01-02, WR250F 01-09, WR450F 03-09, CR150R 07-15, CRF250R/250X 04-09, CRF450R 02-08, CRF450X 05-09, KX250F 04-08, KX450F 06-08, KLX450R 08, RMZ250 04-08, RMZ450 05-07 Mag	466027	21.95 G
YZ426 00-02, YZ250F 01-09, YZ450F 03-09, WR426 01-02, WR250F 01-09, WR450F 03-09, CR150R 07-15, CRF250R/250X 04-09, CRF450R 02-08, CRF450X 05-09, KX250F 04-08, KX450F 06-08, KLX450R 08, RMZ250 04-08, RMZ450 05-07 Red	466028	21.95 G
YZ426 00-02, YZ250F 01-09, YZ450F 03-09, WR426 01-02, WR250F 01-09, WR450F 03-09, CR150R 07-15, CRF250R/250X 04-09, CRF450R 02-08, CRF450X 05-09, KX250F 04-08, KX450F 06-08, KLX450R 08, RMZ250 04-08, RMZ450 05-07 Blue	466029	21.95 G



MOTION PRO OIL FILTER MAGNETS

- Easy to install, just attach to base of standard oil filter
- Standard oil filters only trap particles down to 20 microns, leaving the most harmful 5 to 20 micron particles to circulate through your engine
- This powerful six point magnet traps harmful, abrasive hard metal particles down to 1 micron that regular oil filters don't
- Must have item during engine break in
- No gimmick, these things really work to reduce wear, and significantly increase engine life
- Available in two sizes to fit most spin on or cartridge oil filters
- Makes any oil filter better than a high performance oil filter
- Reusable for up to 5 oil filter changes



MODEL	NAME	CC	TYPE	FN	YEAR	PART #	
HONDA							
CRF150R		0150	OFFROAD		07-09	142543	5.99 E
CRF150R		0150	OFFROAD		12-15	142543	5.99 E
CRF150RB		0150	OFFROAD		07-09	142543	5.99 E
CRF150RB		0150	OFFROAD		12-15	142543	5.99 E
CRF250R		0250	OFFROAD		04-13	142543	5.99 E
CRF250X		0250	OFFROAD		04-09	142543	5.99 E
CRF250X		0250	OFFROAD		12-13	142543	5.99 E
XR400R		0400	OFFROAD		96-04	142543	5.99 E
CRF450R		0450	OFFROAD		02-16	142543	5.99 E
CRF450X		0450	OFFROAD		05-09	142543	5.99 E
CRF450X		0450	OFFROAD		12-13	142543	5.99 E
XR600R		0600	OFFROAD		90-00	142543	5.99 E
XR650R		0650	OFFROAD		00-07	142543	5.99 E
HUSABERG							
FE 250		0250	OFFROAD		13-14	142542	5.99 E
FE 350		0350	OFFROAD		14	142542	5.99 E
FE 501		0501	OFFROAD		13-14	142542	5.99 E
HUSQVARNA							
TE 449		0449	DUAL SPORT	115	11-12	142543	5.99 E
TE 511		0477	DUAL SPORT	115	11-12	142543	5.99 E
TC 449		0449	OFFROAD	115	11-12	142543	5.99 E
TXC 449		0449	OFFROAD	115	11-12	142543	5.99 E
TXC 511		0477	OFFROAD	115	11-12	142543	5.99 E
KAWASAKI							
KX 250F		0250	OFFROAD		06-13	142543	5.99 E
KX 450F		0450	OFFROAD		06-16	142543	5.99 E
KTM							
690 ENDURO	690 ENDUROR	0690	DUAL SPORT	125	09-12	192830	5.99 E
690 ENDURO	690 ENDUROR	0690	DUAL SPORT		11-14	142542	5.99 E
950 ADVENTURE	ADVENTURE	0950	DUAL SPORT		03-06	142542	5.99 E
950 SUPER ENDUROR	SUPER ENDUROR	0950	DUAL SPORT		07-09	142542	5.99 E
990 ADVENTURE	ADVENTURE	0990	DUAL SPORT		07-11	142542	5.99 E
990 ADVENTURE BAJA	ADVENTURE BAJA	0990	DUAL SPORT		13	142542	5.99 E
990 ADVENTURE R	ADVENTURE R	0990	DUAL SPORT		09-12	142542	5.99 E
1190 ADVENTURE	1190 ADVENTURE	1190	DUAL SPORT		13-14	142542	5.99 E
1190 ADVENTURE R	1190 ADVENTURE R	1190	DUAL SPORT		13-14	142542	5.99 E
250 EXCG	250 EXC RACING	0250	OFFROAD		02-05	142542	5.99 E
250 SXF		0250	OFFROAD		05-06	142542	5.99 E
250 SXF		0250	OFFROAD		08-09	142542	5.99 E
250 SXF		0250	OFFROAD		13-15	192830	5.99 E
250 XCF		0250	OFFROAD		07-09	142542	5.99 E
250 XCF		0250	OFFROAD		11-12	142542	5.99 E
250 XCF		0250	OFFROAD		13-15	192830	5.99 E
250 XCFW		0250	OFFROAD		06-09	142542	5.99 E
250 XCFW		0250	OFFROAD		12	142542	5.99 E
250 XCFW		250	OFFROAD		13-15	192830	5.99 E
250 XCFWCE	250 XCFW CHAMPIONS EDITION	0250	OFFROAD		10	142542	5.99 E
250 XCFWSD	250 XCFW SIX DAYS	0250	OFFROAD		11	142542	5.99 E
350 EXCF		0350	DUAL SPORT		13-15	192830	5.99 E

- accessories
- body
- handlebar & grips
- cables & levers
- exhaust
- engine
- fuel & intake**
- electrical & ignition
- clutch
- drive
- bearings
- brakes
- steering & suspension
- tires
- tools & shop

MOTION PRO OIL FILTER MAGNETS CONTINUED

MODEL	NAME	CC	TYPE	FN	YEAR	PART #		
KTM CONTINUED								
350 SXF	350 SXF FI	0350	OFFROAD		11-15	192830	5.99	E
350 XCF	350 XCF FI	0350	OFFROAD		11	192830	5.99	E
350 XCF		0350	OFFROAD		13-15	192830	5.99	E
350 XCFW		0350	OFFROAD		13-16	192830	5.99	E
350 XCFWSD		0350	OFFROAD		15	192830	5.99	E
400 EXCG	400 EXC RACING	0400	OFFROAD		02	142542	5.99	E
400 EXCG	400 EXC RACING	0400	OFFROAD		04-06	142542	5.99	E
400 MXC		0400	OFFROAD		02	142542	5.99	E
400 SX		0400	OFFROAD		02	142542	5.99	E
400 XCW		0400	OFFROAD		07	142542	5.99	E
400 XCW		0400	OFFROAD		10	192830	5.99	E
450 EXCG	450 EXC RACING	0450	OFFROAD		03-06	142542	5.99	E
450 EXCR	450 EXC RACING	0450	OFFROAD		07	142542	5.99	E
450 EXCR	450 EXC RACING	0450	OFFROAD		08-11	192830	5.99	E
450 MXCG		0450	OFFROAD		03-05	142542	5.99	E
450 SMC		0450	OFFROAD		04	142542	5.99	E
450 SXF		0450	OFFROAD		03-06	142542	5.99	E
450 SXF		0450	OFFROAD		07-15	192830	5.99	E
450 SXFFE		0450	OFFROAD		13-14	192830	5.99	E
450 XCF		0450	OFFROAD		06-07	142542	5.99	E
450 XCF		0450	OFFROAD		08-09	192830	5.99	E
450 XCF		0450	OFFROAD		13-15	192830	5.99	E
450 XCFWCE	450 XCFW CHAMPIONS EDITION	0450	OFFROAD		10	192830	5.99	E
450 XCRW		0450	OFFROAD		08	192830	5.99	E
450 XCW		0450	OFFROAD		07	142542	5.99	E
450 XCW		0450	OFFROAD		08-09	192830	5.99	E
450 XCW		0450	OFFROAD		12-15	192830	5.99	E
450 XCWSD	450 XCW SIX DAYS	0450	OFFROAD		10-11	192830	5.99	E
500 EXC		0500	DUAL SPORT		13-15	192830	5.99	E
500 XCW		0500	OFFROAD		13-15	192830	5.99	E
505 SXF		0505	OFFROAD		08-09	192830	5.99	E
505 XCF		0505	OFFROAD		08-09	192830	5.99	E
520 EXC		0520	OFFROAD		02	142542	5.99	E
520 MXC		0520	OFFROAD		02	142542	5.99	E
520 SX		0520	OFFROAD		02	142542	5.99	E
525 EXC	525 EXC RACING	0525	OFFROAD		03-07	142542	5.99	E
525 EXCG	525 EXC RACING	0525	OFFROAD		04-06	142542	5.99	E
525 MXCG		0525	OFFROAD		03-05	142542	5.99	E
525 SX		0525	OFFROAD		03-06	142542	5.99	E
525 XC		0525	OFFROAD		07	142542	5.99	E
525 XCG		0525	OFFROAD		06	142542	5.99	E
525 XCW		0525	OFFROAD		07	142542	5.99	E
530 EXCR	530 EXC RACING	0530	OFFROAD		03	142542	5.99	E
530 EXCR	530 EXC RACING	0530	OFFROAD		08-09	192830	5.99	E
530 XCRW		0530	OFFROAD		08	192830	5.99	E
530 XCW		0530	OFFROAD		09	192830	5.99	E
690 ENDURO		0690	DUAL SPORT		09-12	192830	5.99	E
690 ENDURO		0690	DUAL SPORT		11-14	142542	5.99	E
950 ADVENTURE		0950	DUAL SPORT		03-06	142542	5.99	E
950 SUPER EUNDROR		0950	DUAL SPORT		07-09	142542	5.99	E
990 ADVENTURE		0990	DUAL SPORT		07-11	142542	5.99	E
990 ADVENTURE BAJA		0990	DUAL SPORT		13	142542	5.99	E
990 ADVENTURE R		0990	DUAL SPORT		09-12	142542	5.99	E
1190 ADVENTURE		1190	DUAL SPORT		13-14	142542	5.99	E
1190 ADVENTURE R		1190	DUAL SPORT		13-14	142542	5.99	E
SUZUKI								
RMZ 250		0250	OFFROAD		07-12	142543	5.99	E
RMX 450		0450	OFFROAD		10-11	142543	5.99	E
RMZ 450		0450	OFFROAD		05-12	142543	5.99	E
DL 650		0650	DUAL SPORT		04-09	142543	5.99	E
DL 1000		1000	DUAL SPORT		02-08	142543	5.99	E

BOYESEN DIRT BIKE POWER REEDS

THE BENEFITS:

- Quicker acceleration for that all-important holeshot
- Crisper throttle response for fast corner exits and surer jumps
- More horsepower throughout the powerband for guaranteed performance
- Improved engine efficiency and fuel economy for the long distance rider
- Longer life - Boyesen Power Reeds outlast all other aftermarket reeds



MODEL	YEAR	PART #		
CAGIVA				
125 3 (petal)		27665	27.95	G
125 WMX		27608	39.95	B
190		27608	39.95	B
250 WMX	83	27608	39.95	B
250 WMX	84-89	27615	46.95	B
260		27615	46.95	B
500 WMX		27615	46.95	B

HONDA				
TML50E		27629	27.95	B
CR60	83-85	27603	33.95	Y
CR80	82-85	27603	33.95	Y
CR80	86	27605	33.95	B
CR80	87-02	27631	33.95	B
CR80 Expert	96-02	27631	33.95	B
CR85/85 Expert	03-08	27631	33.95	B
CRM80	95-96	27629	27.95	B
EX CUB90	91-94	276538	21.95	E
CR125	78-92	27606	39.95	B
CR125	93-97	27664	39.95	B
CR125	98	27682	39.95	G
CR125	99-00	27690	39.95	G
CR125	01-02	27695	39.95	G
CR125	03	276109	39.95	B
CR125	04	276117	39.95	B
CR125	05-07	276127	39.95	B
CRE125	95-96	27657	39.95	B
CRM125	95-96	27657	39.95	B
TLM200		27645	33.95	G
CR250	78-87	27607	39.95	B
CR250	88-98	27633	39.95	B
CR250	99-00	27684	39.95	G
CR250	01	27696	39.95	G
CR250	02	276103	46.95	B
CR250	03	276110	46.95	B
CR250	04	276118	46.95	B
CR250	05-07	276128	39.95	B
CRM250	95	27633	39.95	B
CRE260		27633	39.95	B
CR450/480	All	27607	39.95	B
CR500	84-88	27625	46.95	B
CR500	89-01	27636	46.95	B
XR / XRR500	82	27606	39.95	B

HUSQVARNA				
CR50	99-02	27678	33.95	G
CR/WR125	95-04	27608	39.95	B
WRK125	88	27608	39.95	B
WXE125	95-96	27608	39.95	B
CR/WR250	89-98	27615	46.95	B
CR/WR250	99-02	27633	39.95	B
WXC/WXE250	96	27615	46.95	B
260	All	27615	46.95	B

KAWASAKI				
KX60	83-04	27622	27.95	B
KX65	00-16	27693	27.95	G
KDX80	All	27605	33.95	B
KX80	thru 85	27605	33.95	B

MODEL	YEAR	PART #		
KAWASAKI CONTINUED				
KX80	86-87	27630	33.95	B
KX80	88-00	27646	33.95	G
KX85/100	01-16	276124	33.95	B
KX100	95-00	27646	33.95	G
KDX125	All	27607	39.95	B
KMX125	All	27607	39.95	B
KX125	thru 81	27608	39.95	B
KX125	94-98	27642	39.95	G
KX125	99-00	27691	39.95	G
KX125	01-02	276100	39.95	B
KX125	03	276115	39.95	B
KX125	04-08	276120	39.95	B
KDX175	All	27608	39.95	B
KE175	All	27605	33.95	B
KDX200/220	All	27607	39.95	B
KMX200	All	27607	39.95	B
KDX250	91-94	27638	46.95	B
KX/KDX250	thru 81	27608	39.95	B
KX250	83-88	27615	46.95	B
KX250	89-96	27638	46.95	B
KX250	97	27633	39.95	B
KX250	00-02	27692	39.95	G
KX250	03	276116	39.95	B
KX250	04	276121	39.95	B
KX250	05-07	276129	39.95	B
400/420/450	All	27608	39.95	B
KX500	83	27607	39.95	B
KX500	86-04	27615	46.95	B

KTM				
50 Jr/Sr/Adv.	98-00	27678	33.95	G
50 Adv /Adv Sr	01-08	27665	27.95	G
50 Pro Jr/Sr	01-08	27665	27.95	G
65SX	98-08	27665	27.95	G
125	thru 83	27602	21.95	B
125 (all)	99-00	27685	39.95	G
125 (all)	01-03	276101	39.95	B
200 EXC/XC	99-06	27685	39.95	G
200 SX	03-05	276101	39.95	B
250 (all)	99-01	27686	39.95	G
250 EXC	02-03	27686	39.95	G
300 (all)	thru 89	27618	46.95	B
300 (all)	99-03	27686	39.95	G
350	All	27618	46.95	B
380 (all)	99-02	27686	39.95	G
440/ 495/ 500/ 550	All	27618	46.95	B

POLINI				
40 Rec. (2 petal)	99-04	276107	27.95	B
50 Rec. (2 petal)	99-04	276107	27.95	B

ROTAX				
125 case reed		27602	21.95	B

SUZUKI				
RM50	All	27610	21.95	B
TS50	All	27602	21.95	B
RM60	81-83	27610	21.95	B
RM60	03-04	27622	27.95	B

MODEL	YEAR	PART #		
SUZUKI CONTINUED				
RM65	03-05	27693	27.95	G
DS80	All	27610	21.95	B
JR80	All	27610	21.95	B
RM80	thru 85	27610	21.95	B
RM80	89-01	27631	33.95	B
RM85	02-16	276104	33.95	B
DS100	All	27602	21.95	B
RM100	thru 78	27602	21.95	B
RM100	03-05	276124	33.95	B
TS100	All	27602	21.95	B
DS125	All	27602	21.95	B
TS125		27602	21.95	B
TS125R		27606	39.95	B
RM125	thru 78	27602	21.95	B
RM125	82-83	27608	39.95	B
RM125	87-88	27606	39.95	B
RM125	89	27608	39.95	B
RM125	90-98	27642	39.95	G
RM125	99-00	27687	39.95	G
RM125	01-02	27698	39.95	G
RM125	03	276113	39.95	B
RM125	04-08	276122	39.95	B
PE175	83	27603	33.95	Y
DS185	All	27602	21.95	B
TS185	81	27602	21.95	B
TS200/R	92-93	27606	39.95	B
DS250	All	27602	21.95	B
PE250	thru 79	27602	21.95	B
PE250	80-81	27601	27.95	B
RM250	thru 78	27602	21.95	B
RM250	79-80	27601	27.95	B
RM250	81-86	27615	46.95	B
RM250	87-88	27607	39.95	B
RM250	89-90	27637	39.95	G
RM250 (3 Petal)	91-92	27637	39.95	G
RM250	93-95	27647	39.95	B
RM250	98-00	27681	39.95	G
RM250	01	27699	39.95	G
RM250	02	276106	39.95	B
RM250	03	276114	39.95	B
RM250	04-08	276123	39.95	B
RMX250/S	89-92	27637	39.95	G
RMX250	93-98	27647	39.95	B
RS250	All	27601	27.95	B
TS250	thru 81	27602	21.95	B
RM370/400	thru 78	27602	21.95	B
PE400	All	27601	27.95	B
RM400	79-80	27601	27.95	B
RM465/500	All	27615	46.95	B

TM				
All		27603	33.95	Y
125 MX	00-01	27690	39.95	G
250 (2 Petal)	99-00	27633	39.95	B

YAMAHA				
PW50	All	27674	21.95	O
YZ60	All	27605	33.95	B

- accessories
- body
- handlebar & grips
- cables & levers
- exhaust
- engine
- fuel & intake**
- electrical & ignition
- clutch
- drive
- bearings
- brakes
- steering & suspension
- tires
- tools & shop

BOYesen DIRT BIKE POWER REEDS CONTINUED

MODEL	YEAR	PART #			
YAMAHA CONTINUED					
PW80	All	27673	21.95	B	
YZ80	75-79	27605	33.95	B	
YZ80	80-84	27603	33.95	Y	
YZ80	87-92	27630	33.95	B	
YZ80	93-01	27648	33.95	B	
YZ85	02-16	276105	33.95	B	
DT100	77-78	27605	33.95	B	
DT100	91	27646	33.95	G	
MX100	All	27605	33.95	B	
RT100	thru 89	27605	33.95	B	
RT100	90-98	276247	39.95	E	
YZ100	All	27603	33.95	Y	
DT125	thru 87	27605	33.95	B	
IT125	All	27603	33.95	Y	
YT125	81	27605	33.95	B	
YZ125	74	27605	33.95	B	
YZ125	75-79	27603	33.95	Y	

MODEL	YEAR	PART #			
YAMAHA CONTINUED					
YZ125	88-92	27604	39.95	B	
YZ125	94-99	27642	39.95	G	
YZ125	00	27694	39.95	G	
YZ125	01-02	27697	39.95	G	
YZ125	03	276111	39.95	B	
YZ125	04	276119	39.95	B	
YZ125	05-16	276130	39.95	B	
DT175	All	27605	33.95	B	
DT175L	94-96	27645	33.95	G	
DT175	00,05	27645	33.95	G	
IT175	thru 79	27603	33.95	Y	
MX175	All	27605	33.95	B	
YZ175	All	27603	33.95	Y	
RT180	All	27605	33.95	B	
DT200/R	87,88,90	27603	33.95	Y	
DT250	71-73	27603	33.95	Y	

MODEL	YEAR	PART #			
YAMAHA CONTINUED					
DT250	74-75	27606	39.95	B	
MX250	All	27606	39.95	B	
WR250	90-97	27644	39.95	G	
YZ250	thru 77	27606	39.95	B	
YZ250	90-96	27644	39.95	G	
YZ250	97-98	27679	39.95	G	
YZ250	99-00	27689	39.95	G	
YZ250	01-02	276102	39.95	B	
YZ250	03-04	276112	39.95	B	
YZ250	05-16	276131	39.95	B	
YZ250X	16	276131	39.95	B	
DT360	All	27606	39.95	B	
RT360	71-73	27603	33.95	Y	
YZ360	thru 78	27606	39.95	B	
DT400	74-76	27606	39.95	B	
MX400	All	27606	39.95	B	
YZ400	thru78	27606	39.95	B	
MX500	73	27606	39.95	B	
SC500	All	27606	39.95	B	



BOYesen DIRT BIKE PRO SERIES REEDS



Q: What advantage do Pro Series ReedS have over Power ReedS?

A: Pro Series dual-stage reeds combine a carbon-fiber top reed with a fiberglass bottom reed for unrivaled performance. The Pro Series ReedS are more responsive than our traditional Power ReedS. The carbon-fiber top reed has excellent response characteristics that provide even quicker acceleration, stronger throttle response, and more over-rev than our standard Power ReedS. The fiberglass bottom reed provides stability and longer reed life.

MODEL	YEAR	PART #			
HONDA					
CR125	78-92	PRO43	61.95	B	
CR125	93-97	PRO01	61.95	B	
CR125	98	PRO98	61.95	B	
CR125	99-00	PRO123	61.95	G	
CR125	01-02	PRO144	61.95	B	
CR125	04	PRO198	61.95	B	
CR125	05-07	PRO214	61.95	G	
CR250	78-87	PRO44	61.95	G	
CR250	88-98	PRO02	61.95	G	
CR250	99-00	PRO111	61.95	G	
CR250	01	PRO146	61.95	B	
CR250	02	PRO163	69.95	G	
CR250	04	PRO200	69.95	B	
CR250	05-07	PRO215	61.95	G	
CR450	All	PRO44	61.95	G	
CR480	All	PRO44	61.95	G	
CR500	89-01	PRO56	69.95	G	
HUSQVARNA					
CR/WR125	95-04	PRO46	61.95	B	
CR/WR250	99-05	PRO02	61.95	G	
KAWASAKI					
KX60	83-04	PRO73	51.95	G	
KX65	00-16	PRO139	51.95	B	
KX80	88-00	PRO59	56.95	G	
KX85/100	01-16	PRO212	56.95	B	
KX100	95-00	PRO59	56.95	G	
KX125	82-93	PRO52	61.95	B	
KX125	94-98	PRO03	61.95	B	
KX125	99-00	PRO127	61.95	G	
KX125	01-02	PRO152	61.95	G	
KDX200/220	All	PRO44	61.95	G	

MODEL	YEAR	PART #			
KAWASAKI CONTINUED					
KX250	83-88	PRO45	69.95	G	
KX250	89-96	PRO04	69.95	G	
KX250	97	PRO72	61.95	B	
KX250	98	PRO107	61.95	B	
KX250	99	PRO124	61.95	G	
KX250	00-02	PRO134	61.95	BA	
KX250	04	PRO206	61.95	B	
KX250	05-07	PRO216	61.95	G	
KX500	86-04	PRO45	69.95	G	
KTM					
50 Adv/Adv Sr	01-08	PRO112	51.95	G	
50 PRO Jr/Sr	01-08	PRO112	51.95	G	
65SX	98-08	PRO112	51.95	G	
125SX/EXC	84-98	PRO10	61.95	B	
125SX/EXC	99-00	PRO113	61.95	G	
125SX/EXC	01-03	PRO154	61.95	G	
200EXC	98	PRO10	61.95	B	
200EXC/XC	99-06	PRO113	61.95	G	
200EXC/XC	07-16	PSR87	64.95	B	
200SX	03-05	PRO154	61.95	G	
250SX/EXC	82-98	PRO11	61.95	B	
250SX	99-01	PRO114	61.95	G	
250EXC	99-03	PRO114	61.95	G	
300EXC	90-98	PRO11	61.95	B	
300EXC	99-03	PRO114	61.95	G	
360SX/EXC	96-97	PRO11	61.95	B	
380SX/EXC	98	PRO11	61.95	B	
380SX/EXC	99-02	PRO114	61.95	G	
SUZUKI					
RM60	03-04	PRO73	51.95	G	
RM65	03-05	PRO139	51.95	B	

MODEL	YEAR	PART #			
SUZUKI CONTINUED					
RM80	89-01	PRO61	56.95	G	
RM85	02-16	PRO164	56.95	G	
RM100	03-05	PRO212	56.95	B	
RM125	89	PRO46	61.95	B	
RM125	90-98	PRO05	61.95	B	
RM125	99-00	PRO125	61.95	G	
RM125	01-02	PRO149	61.95	B	
RM125	04-08	PRO208	61.95	B	
RM250	81-86	PRO45	69.95	G	
RM250	87-88	PRO44	61.95	G	
RM250	91-92	PRO47	61.95	B	
RM250	93-95	PRO06	61.95	B	
RM250	96-97	PRO07	61.95	B	
RM250	98-00	PRO97	61.95	G	
RM250	01	PRO151	61.95	G	
RM250	02	PRO175	61.95	G	
RM250	04-08	PRO210	61.95	G	
RMX250	93-98	PRO06	61.95	B	
YAMAHA					
YZ80	93-01	PRO58	56.95	G	
YZ85	02-16	PRO165	56.95	G	
YZ125	80-87	PRO49	61.95	B	
YZ125	88-92	PRO53	61.95	B	
YZ125	93	PRO49	61.95	B	
YZ125	94-99	PRO08	61.95	G	
YZ125	04	PRO202	61.95	B	
YZ125	05-16	PRO217	61.95	G	
WR/YZ250	90-96	PRO09	61.95	B	
YZ250	97-98	PRO64	61.95	B	
YZ250	99-00	PRO126	61.95	G	
YZ250	01-02	PRO157	61.95	G	
YZ250	05-16	PRO218	61.95	G	
YZ250X	16	PRO218	61.95	G	

DIRT BIKE V-FORCE 3 REEDS

The VForce3 was developed with direct feedback from riders such as Factory Honda's Ricky Carmichael and Factory Kawasaki's James Stewart. There is no substitute for working with world class athletes in product development and testing.



- Symmetrical petal
- Super Quick petals changes
- Custom Air Guides
- Advanced composite technology
- Redesigned Reed stops
- Airfoil technology



MODEL	YEAR	PART NUMBER		PETAL KIT		GASKET		
HONDA								
CR 80/85 VForce3i Cage Only	ALL	306012	158.95 A	306027	64.95 B	G81A	4.25 B	
CR 125	87-00, 02	V301A	158.95 A	306029	64.95 B	G01	4.25 B	
	01	V301B	158.95 A	306029	64.95 B	G01	4.25 B	
	03-04	V311A	158.95 A	306030	64.95 B	G01B	4.25 B	
	05-08	V321A	158.95 A	306029	64.95 B	G321	4.25 B	
CR 250	86-01	V305A	158.95 A	3P682M	68.95 B	G05	4.25 B	
	02	V315A	158.95 A	3P682M	68.95 B	G05A	4.25 B	
	03-04	V315B	158.95 A	3P682M	68.95 B	G05A	4.25 B	
	05-08	V325A	158.95 A	306029	64.95 B	G05A	4.25 B	
CR 500	86-01	306013	158.95 A	306031	64.95 B	306041	4.25 B	
SUZUKI								
RM 65	ALL	V364A	158.95 A	306032	64.95 B	G364	4.25 B	
RM 80/85	ALL	-----		306028	64.95 B	G83A	4.25 B	
VForce3i RM 85	ALL	306014	168.95 A	306027	64.95 B	G83A	4.25 B	
RM 100	ALL	V384A	158.95 A	306033	64.95 B	G84A	4.25 B	
RM 125	89-08	V302B	158.95 A	306029	64.95 B	G02	4.25 B	
RM 250	96,97,03-08	V307A	158.95 A	3P682M	68.95 B	G07	4.25 B	
	98-02	306015	158.95 A	-----		306042	4.25 B	
	89-93	V3110A	158.95 A	3P682M	68.95 B	G110	4.25 B	
	89-99	V3110A	158.95 A	3P682M	68.95 B	G110	4.25 B	
RMX 250								
KAWASAKI								
KX 60/65	ALL	V364A	158.95 A	306032	64.95 B	G364	4.25 B	
KX 80/85/100	ALL	V384A	158.95 A	306033	64.95 B	G84A	4.25 B	
KX 125	93-00	-----		-----		306043	4.25 B	
	01-02	306017	158.95 A	306030	64.95 B	306043	4.25 B	
	03-08	V303A	158.95 A	306030	64.95 B	G03B	4.25 B	
KX 250	05-08	V307B	158.95 A	3P682M	68.95 B	G07	4.25 B	
	87-04	V308A	158.95 A	3P682M	68.95 B	G08	4.25 B	
KX 500	87-03	306018	158.95 A	3P794	64.95 B	306044	4.25 B	
KDX 200/220	ALL	V313A	158.95 A	3P682M	68.95 B	306043	4.25 B	
YAMAHA								
YZ 85	93-01	V382A	158.95 A	306028	64.95 B	G82A	4.25 B	
VForce3i YZ 85	02-15	306019	168.95 A	306027	64.95 B	G82A	4.25 B	
YZ 125	95-04	V302A	158.95 A	306029	64.95 B	G02	4.25 B	
	05-15	V304A	158.95 A	306029	64.95 B	306045	4.25 B	
YZ 250	97-15	V307A	158.95 A	3P682M	68.95 B	G07	4.25 B	
	89-96	306020	158.95 A	3P682M	68.95 B	G03B	4.25 B	
KTM								
50 (Except Senior 01' & older Aircooled)	ALL	V351A	148.95 A	306036	64.95 B	G351	4.25 B	
65 SX	ALL	V351B	148.95 A	306037	64.95 B	G351	4.25 B	
85 SX/105	THRU 2007	-----		306028	64.95 B	G385	4.25 B	
85 SX/105	THUR 2007	V385A	158.95 A	306027	64.95 B	G385	4.25 B	
125 SX/EXC	ALL	306021	158.95 A	306030	64.95 B	G306	4.25 B	
200-380 XC/MXC/EXC	94-99	306022	158.95 A	3P682M	68.95 B	G306	4.25 B	
250EXC 300-380SX/MXC/EXC	00	306022	158.95 A	3P682M	68.95 B	G306	4.25 B	
380 ALL	01	306022	158.95 A	3P682M	68.95 B	G306	4.25 B	
200/380 ALL	02	306022	158.95 A	3P682M	68.95 B	G306	4.25 B	
200 ALL	03	306022	158.95 A	3P682M	68.95 B	G306	4.25 B	
250SX	00	V306A	158.95 A	3P682M	68.95 B	G306	4.25 B	
200/250/300 ALL	01	V306A	158.95 A	3P682M	68.95 B	G306	4.25 B	
250/300 ALL (2002 SX only)	02-03	V306A	158.95 A	3P682M	68.95 B	G306	4.25 B	
*250SX	03	-----		306029	64.95 B	G160	4.25 B	
*250/300 EXC/MXC	04-06	-----		306029	64.95 B	G160	4.25 B	
*250SX VFORCE4	03	V417A	158.95 A	306038	64.95 B	G160	4.25 B	
*250/300 EXC/MXC VFORCE4	04-06	V417A	158.95 A	306038	64.95 B	G160	4.25 B	
*REQUIRES 2004 250 SX INTAKE BOOT								
250SX VFORCE4	04-15	V417A	158.95 A	306038	64.95 B	G160	4.25 B	
250/300 EXC/MXC VFORCE4	07-15	V417A	158.95 A	306038	64.95 B	G160	4.25 B	
GAS GAS								
125cc		V302A	158.95 A	306029	64.95 B	G02	4.25 B	
250cc		V305A	158.95 A	3P682M	68.95 B	G05	4.25 B	

- accessories
- body
- handlebar & grips
- cables & levers
- exhaust
- engine
- fuel & intake**
- electrical & ignition
- clutch
- drive
- bearings
- brakes
- steering & suspension
- tires
- tools & shop

- accessories
- body
- handlebar & grips
- cables & levers
- exhaust
- engine
- fuel & intake**
- electrical & ignition
- clutch
- drive
- bearings
- brakes
- steering & suspension
- tires
- tools & shop

AIR4ORCE TUNABLE INTAKE SYSTEM



- The AIR4ORCE tunable intake system by Moto Tassinari completely replaces your stock air intake boot with one that is custom designed to allow maximum air volume
- Adjust for different types of tracks/riding, such as motocross or supercross which often require the power in different places.
- Included with each AIR4ORCE are two interchangeable velocity stacks:
 Long velocity stack: Increased stock power curve, with better acceleration
 Short velocity stack: Stronger mid-to-top power, with better acceleration.


KTM				
250 SX-F	2011-2012	306004	299.45	A
KAWASAKI				
KX250F	2009-2010	306009	299.45	A
KX250F	2011	306010	299.45	A

THUNDER PRODUCTS

TOTAL PERFORMANCE INTAKE (TPI Valve)

TPI VALVES

- Have an adjustable, filtered airbox opening all the time!
- ATVs, Dirt Bikes and Snowmobiles
- Change of altitude and temperature can be compensated for in the middle of your ride
- Open to the leanest position or close completely to the richest position or somewhere in between



TYPICAL MOUNTS



RX-1 LOW BOY



POLARIS KNOBBY



A/C KNOBBY

KNOBBY VALVE	DIRT FINE FILTER	SNO COARSE FILTER
SINGLE	----	TP1C 16.95 E
TWIN	TP2F 33.95 G	TP2C 33.95 G
TRIPLE	TP3F 50.95 G	TP3C 50.95 G

- 2 stroke = 1 valve per 200 cc, provides tuning of up to 3 jet sizes
- 4 stroke = 1 valve per 300 cc, provides tuning of up to 3 jet sizes

These valves are easily installed using 2 small screws, and the foam filter can be taken out for cleaning. A fine filter for ATV and dirt conditions and a coarse filter for snowmobiling applications are available.

FILTERED AIR VENTS



Foam Filtered Air Vents increase the pre-filtered air supply to the airbox. The foam filter element may be cleaned and re-oiled. For Street, Dirt, ATVs etc.

UFV6	6 per pkg.	12.95	L
------	------------	-------	---



SLP "POWER PACK" FOR TWO AND FOUR-STROKE MOTORCYCLES

Let SLP's Power Pack deliver a violent burst of low end horsepower like you've never experienced before. The power Pack maximizes your power from bottom to top end by utilizing this new technology, through a series of venture dividers placed in the carburetor to increase air velocity at different throttle positions. This increased velocity results in better fuel atomization which in turn delivers instant throttle response, improved low end through midrange horsepower and improves fuel economy.

Easy to install and tune, the increase in throttle response is so significant that a firm grip on the handlebars is mandatory.

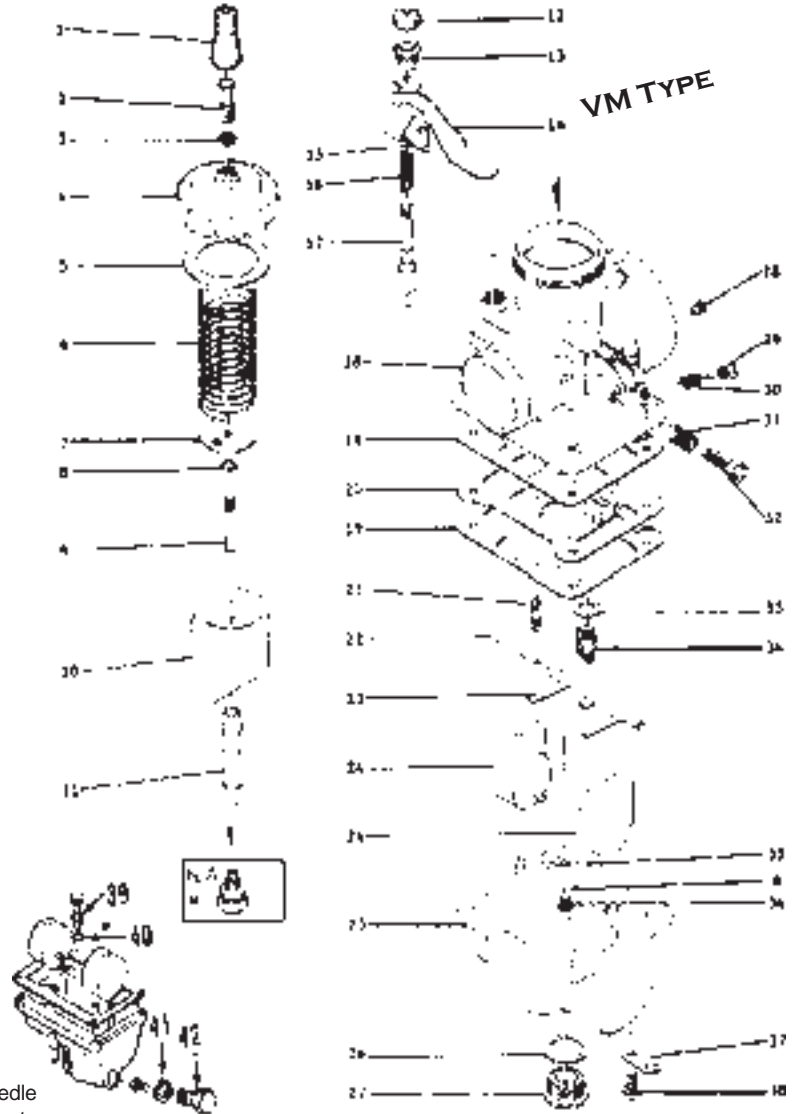
HONDA				
CRF 250 R/X	04-05	SP14275	27.50	A



CARBURETOR PARTS & ACCESSORIES

●	1.	RUBBER CAP, THROTTLE CABLE
●	2.	CABLE ADJUSTER
●	3.	LOCKNUT, CABLE ADJUSTER
●	4.	TOP, MIXING CHAMBER
●	5.	GASKET, MIXING CHAMBER TOP
●	6.	SPRING, THROTTLE VALVE
●	7.	PLATE, NEEDLE RETAINER
●	8.	"E" RING
●	9.	NEEDLE
●	10.	THROTTLE VALVE
●	11.	NEEDLE JET
●	12.	RUBBER CAP, STARTING SYSTEM
●	13.	FITTING, STARTING SYSTEM PLUNGER
●	14.	LEVER ASSY., STARTING SYSTEM
●	15.	LEAF SPRING, LEVER POSITIONING
●	16.	SPRING, STARTER PLUNGER
●	17.	PLUNGER, STARTING SYSTEM
●	18.	BODY, MIXING CHAMBER
●	19.	GASKET, FLOAT CHAMBER
●	20.	BAFFLE PLATE, FLOAT CHAMBER
●	21.	PILOT JET
●	22.	PIN, FLOAT ARM HINGE
●	23.	FLOAT ARM
●	24.	FLOAT
●	25.	FLOAT CHAMBER
●	26.	GASKET, FLOAT CHAMBER PLUG
●	27.	PLUG, FLOAT CHAMBER
●	28.	AIR CORRECTION JET
●	29.	SCREW, AIR ADJUSTING
●	30.	SPRING, AIR ADJUSTING SCREW
●	31.	SPRING, IDLE ADJUSTING SCREW
●	32.	SCREW, IDLE ADJUSTING
●	33.	GASKET, NEEDLE & SEAT ASSY.
●	34.	NEEDLE & SEAT ASSY.
●	35.	CUP, FUEL RETAINING
●	36.	MAIN JET
●	37.	PLATE, VENT TUBE RETAINING
●	38.	SCREW, FLOAT CHAMBER
●	39.	NEEDLE JET SETTER
●	40.	JET SETTER O-RING
●	41.	BANJO BOLT WASHER
●	42.	BANJO BOLT
●	43.	FLANGE O-RING (FOR Z/F CARBS - NOT SHOWN)

EXPLODED VIEW



MIKUNI VM STYLE

These carburetors come with cable type choke and 1.5 needle and seat. **NOTE:** To convert any of these Mikuni Carbs to Lever Type order **VMLCK** (26.95 L) (Genuine).

CARB #	SIZE	MAIN JET	Pilot JET	Needle Jet	Jet Needle	Throttle Valve	Main Air Jet	Needle Valve
	MM.	(4/042)	(VM22/210)	(Series #)		(PART #)	(PART #)	(PART #)
VM30S	104.95 L	30MM	HJ270	PJ35	NJ159Q0	JN6DH2	2.0	2.5
STD (30-164)						BODY	VM281635	
VM32S*	119.95 L	32MM	HJ280	PJ35	NJ159Q0	JN6DH4	2.5	2.5
(32-282)						BODY	VM281635	1.5
VM34S	107.95 L	34MM	HJ330	PJ30	NJ159Q0	JN6DH3	2.5	2.5
(34-389)						BODY	VM281635	1.5
VM36S	123.95 E	36MM	HJ330		NJ159Q5	JN6DH3	2.5	---
							VM281635	1.5
VM38S	123.95 L	38MM	HJ360	PJ40	NJ166Q0	JN6DH3	2.5	2.5
(38-21)						VM382425	BODY	VM281635
VM44S	148.95 L	44MM	HJ540	PJ35	NJ224AA5	JN7DH2	1.5	AJ07
(44-7)						VM400215	BS3097	VM281635

* If VM32S is out of stock, VM32S-2 may be used in its place. Does not include rubber throttle cable cap (part #VM2646), cable adjuster (part #M2114), locknut cable adjuster (part #B30247), or a threaded hole in mixing chamber cap (part #VM3427). These items must be purchased separately if needed.



- accessories
- body
- handlebar & grips
- cables & levers
- exhaust
- engine
- fuel & intake**
- electrical & ignition
- clutch
- drive
- bearings
- brakes
- steering & suspension
- tires
- tools & shop



DIRT BIKE

CARBURETOR PARTS & ACCESSORIES

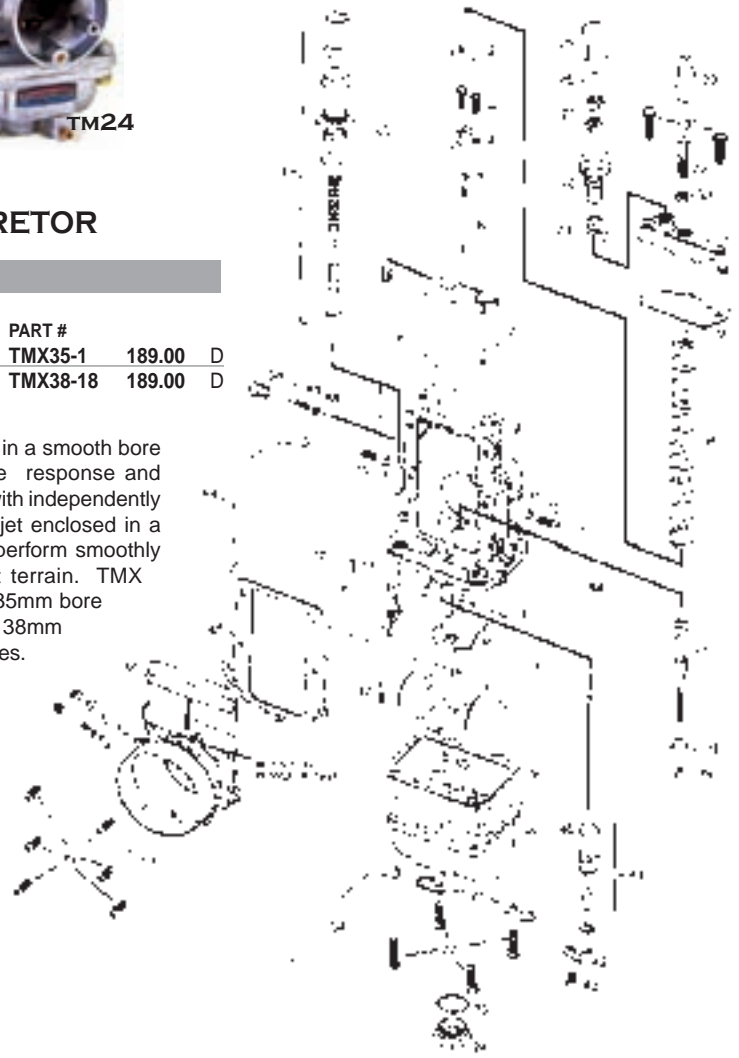
TM SERIES CARBURETOR

Carburetor Description	Main Jet	Pilot Jet	Needle Jet	Jet Needle	Throttle Valve	Air Jet	PART #		
TM24-8001	4/042 130	VM22/210 15	454 Q-0	5N13	832-30006 3.0	.6	TM24	147.00	D
TM32-1	4/042 250	VM22/210 45	389 Q-2	5FP17	832-39012 4.0	None	TM32-1	180.00	D
TM34-2	4/042 280	VM22/210 50	389 Q-2	5FP17	832-39012 4.0	None	TM34-2	180.00	D
TM36-2	4/042 280	VM22/210 50	389 Q-6	6FJ40	832-43002a 4.0	None	TM36-2	189.00	D
TM38-85/47mm*	4/042 230	VM22/210 22.5	389 Q-2	6FJ41	832-43011 4.0	None	TM38-85	189.00	D

* SPIGOT O.D.



TYPICAL EXPLODED VIEW TM FLAT SLIDE CARBURETOR



TMX35/38MM CARBURETORS FOR DIRT BIKES AND ATV SERIES CARBURETOR


STANDARD SETTINGS

Carb No.	Main Jet	Pilot Jet	Jet Needle	Throttle Valve	PART #		
TMX35-1	350	20	6EN11-53	999-832-014-6.0	TMX35-1	189.00	D
TMX38-18	370	20	6EJ12-55	999-832-014-3.5	TMX38-18	189.00	D



The TMX features a flat slide design in a smooth bore Venturi to provide improved throttle response and wider powerband. The float system with independently moving floats, working with a main jet enclosed in a baffle chamber, allows the TMX to perform smoothly without hesitation on the roughest terrain. TMX Series Carburetors are available in 35mm bore sizes for 125cc race engines, and in 38mm bore sizes for use in 250cc race engines.

Mikuni TMX Series Carburetors are intended for off-road riding and racing use only. Not legal for sale or use in California or other locations where similar pollution laws may apply.



POWER JET KIT

Power Jet Kits are used in two-stroke engine applications to improve midrange throttle response and add additional fuel to wide open throttle running conditions, especially with snowmobile clutches. Kits may be installed easily on Mikuni TM and VM Series carburetors.

VMPJK 25.25 L

- accessories
- body
- handlebar & grips
- cables & levers
- exhaust
- engine
- fuel & intake**
- electrical & ignition
- clutch
- drive
- bearings
- brakes
- steering & suspension
- tires
- tools & shop



MIKUNI TM CARBURETOR PARTS LIST

- accessories
- body
- handlebar & grips
- cables & levers
- exhaust
- engine
- fuel & intake**
- electrical & ignition
- clutch
- drive
- bearings
- brakes
- steering & suspension
- tires
- tools & shop

1. COMPLETE STARTER SYSTEM			
VM28116	8.14	D	TM28 Lever Type
VM2947	9.98	L	TM32,34,36,38
2. NYLON RING			
VM38153	3.85	L	TM36,38
3. SCREWS			
CW2310	1.25	L	TM32-38
4. CABLE CONNECTOR			
VM38152	9.02	L	TM36,38
5. NEEDLE POSITIONING CLIP			
VM20369	1.42	L	All TM Series
6. JET NEEDLE (see chart)			
7. THROTTLE VALVE (not available)			
8. IDLE ROD			
VM38159	9.37	L	TM36,38 (not applicable for TM28 thru TM34)
9. MIXING CHAMBER TOP (not available)			
10. SCREW, Jet Block			
VM38132	3.63	L	All TM Series
11. WASHER			
VM34274	0.78	L	All TM Series
12. JET BLOCK			
VM38144	12.00	D	TM38 (Left)
VM38145	14.41	D	TM38 (Right)
14. FLOAT PIN			
VM30160	2.37	L	All TM Series
15. FLOAT ARM			
VM3615	8.36	L	TM32,34,36,38 (TM28 not applicable)
16. CAP, Float Guide Pin			
VM2642	0.78	L	All TM Series
17. PILOT JET (see chart)			
VM22/210 series			
18. FLOAT			
VM24236	11.71	L	TM32,34,36,38
19. GASKET, Float Chamber			
VM34374	5.10	L	TM32,34,36,38 TM32
20. FLOAT CHAMBER BODY ASSEMBLY			
VM320240	sold out		TM36,38
21. PLATE, Hose Retaining (not available)			
22. SCREW			
CW20416	1.10	L	TM28
CW20516	1.37	L	TM32,34,36,38
23. O-RING			
VM26227	2.15	L	TM28
VM28254	2.40	L	TM32,34,36,38
24. DRAIN PLUG			
VM28817	8.27	L	TM28
VM28253	8.36	L	TM32,34,36,38
25. CAP, Idle Adjuster			
VM3540	3.63	L	TM36,38 (not applicable for TM28 thru TM34)
26. PACKING			
N138077	1.78	L	TM36,38
27. NUT			
N204	0.78	L	TM36,38 (not applicable for TM 29 thru TM34)
28. IDLE ADJUSTER			
VM68001	12.93	L	TM36,38 (not applicable for TM28 thru TM34)
29. NUT			
BDC3635	1.25	L	TM36,38 (not applicable for TM28 thru TM34)
30. RUBBER CAP			
VM2646	2.37	L	TM28
VM18228	4.07	L	TM32 thru TM38
31. SCREW w/LOCKWASHER			
CW2412	1.25	L	All TM Series
32. CABLE ADJUSTER			
VM3683	7.91	L	TM32,34,36,38
33. LOCKNUT			
sold out			All TM Series
34. MIXING CHAMBER TOP			
VM19002	30.36	L	TM36,38 (not applicable to TM28 thru TM34)
35. GASKET, Top			
VM281045	4.90	L	TM28
VM38127	3.70	L	TM36,38 (not applicable for TM32 and TM34)
36. SPRING, Throttle Valve			
VM15001	7.95	L	TM28
VM16003	9.37	L	TM36,38
37. NEEDLE JET (see chart)			
#175 Series			TM28
#389 Series			TM32,34,36,38
38. RING, Main Jet			
VM28429	10.21	L	TM28
VM34454	3.85	L	TM32,34,36,38
39. MAIN JET 4/042 (see chart)			
40. O-RING			
VM24559	2.70	L	TM28
KV10	2.70	L	TM32,34,36,38
41. NEEDLE VALVES			
VM2455725	2.5	24.46	L TM28
VM4601115	1.5	23.37	L TM32,34,36,38
VM4601118	1.8	23.37	L
VM4601120	2.0	23.37	L
VM4601133	3.3	23.37	L
VM4601135	3.5	23.37	L
VM4601130	3.0	23.37	L
SIZE			
42. PLATE, Needle Valve			
VM24560	2.52	L	All TM Series
43. SCREW			
C20408	0.78	L	TM28
C20406	1.08	L	TM32,34,36,48
44. VENT HOSE			
45. GASKET, Front Cover			
VM281044	4.07	L	TM28
46. FRONT BODY, Air Intake (not available)			
47. BOLT (not available)			
48. SCREW			
CW2412	1.25	L	All TM Series
49. AIR SCREW, Pilot			
VM20584	5.32	L	TM24,28
VM24622	3.95	L	TM32,34,36,38
50. SPRING, Pilot Air Screw			
M1246	1.79	L	All TM Series
51. WASHER, Pilot Air Screw			
VM1233	1.25	L	TM32,34,36,38 (not applicable for TM28)
52. O-RING, Pilot Air Screw			
VM133037	1.63	L	All TM Series (not applicable for TM38)
53. AIR JET BS30/97 series (see chart)			
54. OVERFLOW HOSE			
55. STARTER JET			
VM100215 #15	3.45	L	TM28
VM100220 #20	4.15	L	
VM100240 #40	4.15	L	
VM100260 #60	4.15	L	TM32
VM100280 #80	sold out		TM34,36
VM1002100 #100	4.15	L	
56. IDLE STOP SCREW			
VM27002	4.77	L	TM24,28
VM160003	4.90	L	TM32,34
57. SPRING, Idle Screw			
VM15112	1.63	L	TM24,28
VM24556	1.25	L	TM32,34
58. O-RING			
VM1475	2.37	L	TM28,24
59. WASHER			
VM1487	0.75	L	TM28 (not applicable for TM32,34,36,38)



CARBURETOR PARTS & ACCESSORIES

HEX MAIN JETS

- Mikuni # 4/042
- Large hex type
- Used in most Mikuni carburetors
- When ordering add HJ to jet size
- Fuel flow grams/min.



PART #	JET SIZE	
HJ50	4.15 L	50
HJ60	4.15 L	60
HJ70	4.15 L	70
HJ80	4.15 L	80
HJ90	4.15 L	90
HJ100	4.15 L	100
HJ110	4.15 L	110
HJ120	4.15 L	120
HJ130	4.15 L	130
HJ140	4.15 L	140
HJ150	4.15 L	150
HJ160	4.15 L	160
HJ170	4.15 L	170
HJ180	4.15 L	180
HJ190	4.15 L	190
HJ200	4.15 L	200
HJ210	4.15 L	210
HJ220	4.15 L	220
HJ230	4.15 L	230
HJ240	4.15 L	240
HJ250	4.15 L	250
HJ260	4.15 L	260
HJ270	4.15 L	270
HJ280	4.15 L	280
HJ290	4.15 L	290
HJ300	4.15 L	300
HJ310	4.15 L	310
HJ320	4.15 L	320
HJ330	4.15 L	330
HJ340	4.15 L	340
HJ350	4.15 L	350

POLARIS OEM EQUIVALENT
For Reference Only
540 = 510N 650 = 540N
560 = 520N 660 = 550N
600 = 530N 700 = 560N

PART #	JET SIZE	
HJ360	4.15 L	360
HJ370	4.15 L	370
HJ380	4.15 L	380
HJ390	4.15 L	390
HJ400	4.15 L	400
HJ410	4.15 L	410
HJ420	4.15 L	420
HJ430	4.15 L	430
HJ440	4.15 L	440
HJ450	4.15 L	450
HJ460	4.15 L	460
HJ470	4.15 L	470
HJ480	4.15 L	480
HJ490	4.15 L	490
HJ500	4.15 L	500
HJ540	4.15 L	540
HJ560	4.15 L	560
HJ580	4.15 L	580
HJ600	4.15 L	600
HJ620	4.15 L	620
HJ640	4.15 L	640
HJ660	4.15 L	660
HJ680	4.15 L	680
HJ700	4.15 L	700
HJ720	4.15 L	720

LARGE ROUND MAIN JETS

- Mikuni # N100/604
- Large round type
- Sold each



PART #	JET SIZE	
RMJ50	4.15 L	50
RMJ55	4.15 L	55
RMJ60	4.15 L	60
RMJ65	4.15 L	65
RMJ70	4.15 L	70
RMJ75	4.15 L	75
RMJ80	4.15 L	80
RMJ85	4.15 L	85
RMJ90	4.15 L	90
RMJ95	4.15 L	95
RMJ100	4.15 L	100
RMJ1025	4.15 L	102.5
RMJ105	4.15 L	105
RMJ1075	4.15 L	107.5
RMJ110	4.15 L	110
RMJ1125	4.15 L	112.5
RMJ115	4.15 L	115
RMJ1175	4.15 L	117.5
RMJ120	4.15 L	120

PART #	JET SIZE	
RMJ1225	4.15 L	122.5
RMJ125	4.15 L	125
RMJ1275	4.15 L	127.5
RMJ130	4.15 L	130
RMJ1325	4.15 L	132.5
RMJ135	4.15 L	135
RMJ1375	4.15 L	137.5
RMJ140	4.15 L	140
RMJ145	4.15 L	145
RMJ150	4.15 L	150
RMJ155	4.15 L	155
RMJ160	4.15 L	160
RMJ165	4.15 L	165
RMJ170	4.15 L	170
RMJ175	4.15 L	175
RMJ180	4.15 L	180
RMJ185	4.15 L	185
RMJ190	4.15 L	190

SMALL HEX MAIN JETS

- Mikuni # M10/4
- Small hex type used in Mikuni carburetors
- When ordering add SHJ to jet size

PART #	JET SIZE	
SHJ110	4.15 D	110
SHJ125	4.15 D	125
SHJ140	4.15 D	140
SHJ150	4.15 D	150
SHJ155	4.15 D	155
SHJ160	4.15 D	160
SHJ180	4.15 D	180
SHJ190	4.15 D	190
SHJ200	4.15 D	200



SMALL ROUND MAIN JETS

- Mikuni # N102/221
- Small round type
- Sold each




PART #	JET SIZE	
SMJ80	4.15 L	80
SMJ85	4.15 L	85
SMJ90	4.15 L	90
SMJ95	4.15 L	95
SMJ100	4.15 L	100
SMJ105	4.15 L	105
SMJ110	4.15 L	110
SMJ115	4.15 L	115

PART #	JET SIZE	
SMJ120	4.15 L	120
SMJ125	4.15 L	125
SMJ130	4.15 L	130
SMJ135	4.15 L	135
SMJ140	4.15 L	140
SMJ145	4.15 L	145
SMJ150	4.15 L	150

NEEDLE AND SEAT FOR MIKUNI

Replaces VM281635 and fits all carburetors (VM30-44) (Aluminum spigot)



AFTERMARKET

LP07410J 9.95 L ea

CHOKE CONVERSION KITS

Includes all parts necessary to convert lever operated choke carburetors (30-44mm) to cable operation. (Replaces VMCK).



AFTERMARKET

LP07458 6.95 L ea

- accessories
- body
- handlebar & grips
- cables & levers
- exhaust
- engine
- fuel & intake**
- electrical & ignition
- clutch
- drive
- bearings
- brakes
- steering & suspension
- tires
- tools & shop



JET NEEDLES

26-38 SPIGOT				40-44 SPIGOT				TMX38 FLAT SLIDE				TM36,38 FLAT SLIDE			
JN5DP7	6.64	L	LEAN	JN7DH2	9.01	L	LEAN	JN6EJ12-60	6.64	L	LEAN	JN6FJ41	6.64	L	LEAN
JN5DL31	6.64	L		JN7DH3	9.01	L		JN6EJ12-59	6.64	L		JN6FM46	6.64	L	
JN5F21	6.64	L		JN7F6	9.01	L		JN6EJ12-58	6.64	L		JN6FJ40	6.64	L	
JN5L1	6.64	L		JN7F7	9.01	L	RICH	JN6EJ12-57	6.64	L		JN6DP4	6.64	L	RICH
JN6DH2	6.64	L					JN6EJ12-56	6.64	L						
JN6DH3	6.64	L					JN6EJ12-55	6.64	L						
JN6DH4	6.64	L					JN6EJ12-54	6.64	L						
JN6DH7	6.64	L					JN6EJ12-53	6.64	L	RICH					
JN6DH8	6.64	L													
JN6DP1	6.64	L													
JN6DP4	6.64	L													
JN6DP17	6.64	L													
JN6F4	6.64	L													
JN6F5	6.64	L													
JN6F8	6.64	L													
JN6F9	6.64	L													
JN6F16	6.64	L													
JN6FJ6	6.64	L													
JN6L1	6.64	L													
JN6N1	6.64	L	RICH												

The Jet Needle controls the fuel mixture in the mid-range 1/4-3/4 throttle position. The taper of the needle determines the amount of the fuel. For example: the thinner the diameter of the needle, the more fuel will be drawn. The thicker the diameter of the needle, the less fuel can be drawn.







PART #	JET SIZE	
AJ05	4.15	L 0.5
AJ07	4.15	L 0.7
AJ10	4.15	L 1.0
AJ12	4.15	L 1.2
AJ15	4.15	L 1.5
AJ17	4.15	L 1.7
AJ20	4.15	L 2.0

AIR JETS

- Mikuni # BS30/97
- Sold each



PILOT JETS

 <ul style="list-style-type: none"> • Mikuni # VM22/210 • Used in most Mikuni Carburetors • Sold each 	 <ul style="list-style-type: none"> • Mikuni # VM28/486 • Fits all RS and HS carburetors and late model Suzuki RM/25/25 	 <ul style="list-style-type: none"> • Mikuni # N224.103 • OEM for Yamaha Y2, new TMX, BDST 	 <ul style="list-style-type: none"> • Mikuni # BS30/96 • Bleed type 																																																																																																																																																																		
<table border="1"> <thead> <tr> <th>PART #</th> <th colspan="2">JET SIZE</th> </tr> </thead> <tbody> <tr><td>PJ20</td><td>4.15</td><td>L 20</td></tr> <tr><td>PJ25</td><td>4.15</td><td>L 25</td></tr> <tr><td>PJ30</td><td>4.15</td><td>L 30</td></tr> <tr><td>PJ35</td><td>4.15</td><td>L 35</td></tr> <tr><td>PJ375</td><td>4.15</td><td>L 37.5</td></tr> <tr><td>PJ40</td><td>4.15</td><td>L 40</td></tr> <tr><td>PJ425</td><td>4.15</td><td>L 42.5</td></tr> <tr><td>PJ45</td><td>4.15</td><td>L 45</td></tr> <tr><td>PJ475</td><td>4.15</td><td>L 47.5</td></tr> <tr><td>PJ50</td><td>4.15</td><td>L 50</td></tr> <tr><td>PJ55</td><td>4.15</td><td>L 55</td></tr> <tr><td>PJ60</td><td>4.15</td><td>L 60</td></tr> <tr><td>PJ70</td><td>4.15</td><td>L 70</td></tr> </tbody> </table>	PART #	JET SIZE		PJ20	4.15	L 20	PJ25	4.15	L 25	PJ30	4.15	L 30	PJ35	4.15	L 35	PJ375	4.15	L 37.5	PJ40	4.15	L 40	PJ425	4.15	L 42.5	PJ45	4.15	L 45	PJ475	4.15	L 47.5	PJ50	4.15	L 50	PJ55	4.15	L 55	PJ60	4.15	L 60	PJ70	4.15	L 70	<table border="1"> <thead> <tr> <th>PART #</th> <th colspan="2">JET SIZE</th> </tr> </thead> <tbody> <tr><td>PJ28415</td><td>4.15</td><td>L 15</td></tr> <tr><td>PJ281175</td><td>4.15</td><td>L 17.5</td></tr> <tr><td>PJ28420</td><td>4.15</td><td>L 20</td></tr> <tr><td>PJ28425</td><td>4.15</td><td>L 25</td></tr> <tr><td>PJ28430</td><td>4.15</td><td>L 30</td></tr> <tr><td>PJ28435</td><td>4.15</td><td>L 35</td></tr> <tr><td>PJ28440</td><td>4.15</td><td>L 40</td></tr> <tr><td>PJ28445</td><td>4.15</td><td>L 45</td></tr> <tr><td>PJ28450</td><td>4.15</td><td>L 50</td></tr> <tr><td>PJ28455</td><td>4.15</td><td>L 55</td></tr> <tr><td>PJ28460</td><td>4.15</td><td>L 60</td></tr> </tbody> </table>	PART #	JET SIZE		PJ28415	4.15	L 15	PJ281175	4.15	L 17.5	PJ28420	4.15	L 20	PJ28425	4.15	L 25	PJ28430	4.15	L 30	PJ28435	4.15	L 35	PJ28440	4.15	L 40	PJ28445	4.15	L 45	PJ28450	4.15	L 50	PJ28455	4.15	L 55	PJ28460	4.15	L 60	<table border="1"> <thead> <tr> <th>PART #</th> <th colspan="2">JET SIZE</th> </tr> </thead> <tbody> <tr><td>PJ22420</td><td>6.36</td><td>L 20</td></tr> <tr><td>PJ224225</td><td>6.36</td><td>L 22.5</td></tr> <tr><td>PJ22425</td><td>5.75</td><td>L 25</td></tr> <tr><td>PJ224275</td><td>6.36</td><td>L 27.5</td></tr> <tr><td>PJ22430</td><td>6.36</td><td>L 30</td></tr> <tr><td>PJ224325</td><td>5.75</td><td>L 32.5</td></tr> <tr><td>PJ22435</td><td>6.95</td><td>L 35</td></tr> <tr><td>PJ224375</td><td>5.75</td><td>L 37.5</td></tr> <tr><td>PJ22440</td><td>5.75</td><td>L 40</td></tr> <tr><td>PJ22445</td><td>5.75</td><td>L 45</td></tr> <tr><td>PJ22450</td><td>6.36</td><td>L 50</td></tr> <tr><td>PJ22455</td><td>6.36</td><td>L 55</td></tr> <tr><td>PJ22460</td><td>6.36</td><td>L 60</td></tr> <tr><td>PJ22465</td><td>6.36</td><td>L 65</td></tr> </tbody> </table>	PART #	JET SIZE		PJ22420	6.36	L 20	PJ224225	6.36	L 22.5	PJ22425	5.75	L 25	PJ224275	6.36	L 27.5	PJ22430	6.36	L 30	PJ224325	5.75	L 32.5	PJ22435	6.95	L 35	PJ224375	5.75	L 37.5	PJ22440	5.75	L 40	PJ22445	5.75	L 45	PJ22450	6.36	L 50	PJ22455	6.36	L 55	PJ22460	6.36	L 60	PJ22465	6.36	L 65	<table border="1"> <thead> <tr> <th>PART #</th> <th colspan="2">JET SIZE</th> </tr> </thead> <tbody> <tr><td>PJ3030</td><td>6.36</td><td>L 30</td></tr> <tr><td>PJ3035</td><td>6.36</td><td>L 35</td></tr> <tr><td>PJ30375</td><td>6.36</td><td>L 37.5</td></tr> <tr><td>PJ3040</td><td>6.36</td><td>L 40</td></tr> <tr><td>PJ30425</td><td>6.36</td><td>L 42.5</td></tr> <tr><td>PJ3045</td><td>6.36</td><td>L 45</td></tr> <tr><td>PJ30475</td><td>6.36</td><td>L 47.5</td></tr> <tr><td>PJ3050</td><td>6.36</td><td>L 50</td></tr> <tr><td>PJ30525</td><td>6.36</td><td>L 52.5</td></tr> <tr><td>PJ3055</td><td>6.36</td><td>L 55</td></tr> <tr><td>PJ30575</td><td>6.36</td><td>L 57.5</td></tr> <tr><td>PJ3060</td><td>6.36</td><td>L 60</td></tr> </tbody> </table>	PART #	JET SIZE		PJ3030	6.36	L 30	PJ3035	6.36	L 35	PJ30375	6.36	L 37.5	PJ3040	6.36	L 40	PJ30425	6.36	L 42.5	PJ3045	6.36	L 45	PJ30475	6.36	L 47.5	PJ3050	6.36	L 50	PJ30525	6.36	L 52.5	PJ3055	6.36	L 55	PJ30575	6.36	L 57.5	PJ3060	6.36	L 60
PART #	JET SIZE																																																																																																																																																																				
PJ20	4.15	L 20																																																																																																																																																																			
PJ25	4.15	L 25																																																																																																																																																																			
PJ30	4.15	L 30																																																																																																																																																																			
PJ35	4.15	L 35																																																																																																																																																																			
PJ375	4.15	L 37.5																																																																																																																																																																			
PJ40	4.15	L 40																																																																																																																																																																			
PJ425	4.15	L 42.5																																																																																																																																																																			
PJ45	4.15	L 45																																																																																																																																																																			
PJ475	4.15	L 47.5																																																																																																																																																																			
PJ50	4.15	L 50																																																																																																																																																																			
PJ55	4.15	L 55																																																																																																																																																																			
PJ60	4.15	L 60																																																																																																																																																																			
PJ70	4.15	L 70																																																																																																																																																																			
PART #	JET SIZE																																																																																																																																																																				
PJ28415	4.15	L 15																																																																																																																																																																			
PJ281175	4.15	L 17.5																																																																																																																																																																			
PJ28420	4.15	L 20																																																																																																																																																																			
PJ28425	4.15	L 25																																																																																																																																																																			
PJ28430	4.15	L 30																																																																																																																																																																			
PJ28435	4.15	L 35																																																																																																																																																																			
PJ28440	4.15	L 40																																																																																																																																																																			
PJ28445	4.15	L 45																																																																																																																																																																			
PJ28450	4.15	L 50																																																																																																																																																																			
PJ28455	4.15	L 55																																																																																																																																																																			
PJ28460	4.15	L 60																																																																																																																																																																			
PART #	JET SIZE																																																																																																																																																																				
PJ22420	6.36	L 20																																																																																																																																																																			
PJ224225	6.36	L 22.5																																																																																																																																																																			
PJ22425	5.75	L 25																																																																																																																																																																			
PJ224275	6.36	L 27.5																																																																																																																																																																			
PJ22430	6.36	L 30																																																																																																																																																																			
PJ224325	5.75	L 32.5																																																																																																																																																																			
PJ22435	6.95	L 35																																																																																																																																																																			
PJ224375	5.75	L 37.5																																																																																																																																																																			
PJ22440	5.75	L 40																																																																																																																																																																			
PJ22445	5.75	L 45																																																																																																																																																																			
PJ22450	6.36	L 50																																																																																																																																																																			
PJ22455	6.36	L 55																																																																																																																																																																			
PJ22460	6.36	L 60																																																																																																																																																																			
PJ22465	6.36	L 65																																																																																																																																																																			
PART #	JET SIZE																																																																																																																																																																				
PJ3030	6.36	L 30																																																																																																																																																																			
PJ3035	6.36	L 35																																																																																																																																																																			
PJ30375	6.36	L 37.5																																																																																																																																																																			
PJ3040	6.36	L 40																																																																																																																																																																			
PJ30425	6.36	L 42.5																																																																																																																																																																			
PJ3045	6.36	L 45																																																																																																																																																																			
PJ30475	6.36	L 47.5																																																																																																																																																																			
PJ3050	6.36	L 50																																																																																																																																																																			
PJ30525	6.36	L 52.5																																																																																																																																																																			
PJ3055	6.36	L 55																																																																																																																																																																			
PJ30575	6.36	L 57.5																																																																																																																																																																			
PJ3060	6.36	L 60																																																																																																																																																																			

VM28-1001		
PART #	JET SIZE	
PJ2820	6.47	L 20
PJ2825	6.47	L 25
PJ2830	6.47	L 30
PJ2835	6.47	L 35
PJ2840	6.47	L 40
PJ2845	6.47	L 45

NEEDLE VALVE ASSEMBLIES

30-34 spigot mount aluminum body carburetors. Long style unit that has a needle retaining clip attached (VM28/163 - VM34/39)

PART #	SIZE	
VM2816312	21.35	L 1.2
VM281635	23.05	L 1.5
VM281638	23.05	L 1.8
VM281630	23.05	L 2.0*
VM2816325	21.35	L 2.5
VM2816330	21.35	L 3.0

* Not suitable when used with fuel pump - gravity feed systems only

30-44 spigot mount aluminum body carburetors. Long style unit that has a needle retaining clip attached. *cold weather viton tip needle*

PART #	SIZE	
VM285115	26.97	L 1.5
VM285118	27.06	L 1.8
VM2851120	27.06	L 2.0*
VM2851125	20.80	L 2.5*

* Not suitable when used with fuel pump - gravity feed systems only

28 mm spigot mount, 24-30mm flange mount carburetors. Also fits many zinc body OEM snowmobile carburetors. Short style unit without a needle retaining clip (VM26/26)

PART #	SIZE	
VM262610	21.35	L 1.0
VM262612	21.35	L 1.2
VM262615	23.05	L 1.5
VM262618	22.95	L 1.8
VM262620	23.05	L 2.0*
VM262623	21.35	L 2.3*
VM262625	21.35	L 2.5*
VM262628	21.35	L 2.8*

* Not suitable when used with fuel pump - gravity feed systems only





CARBURETOR PARTS & ACCESSORIES

MIKUNI NEEDLE JET • PRIMARY TYPE

The needle jet is the main fuel passage to the main bore of the Mikuni carburetor. Depending on the inside diameter of a specific needle jet, this will also affect the function of the needle. Therefore, needle jets and needles act together as the main system in controlling the amount and mixture of the fuel which is drawn in mid-range 1/4-3/4 throttle operation.

NJ159 48.4 mm - overall length			0NJ166 47.3 mm - overall length			NJ169 46.2 mm - overall length			NJ175 31.9 mm - overall length			NJ176 41.2 mm - overall length		
PRIMARY HEX MAIN JET VM30, VM32, VM34, VM36 SPIGOT			PRIMARY HEX MAIN JET VM38 SPIGOT			PRIMARY VM28 - VM30			BLEEDER ROUND MAIN JET VM28MM TM38 SPIGOT			BLEEDER ROUND MAIN JET 30-36MM SPIGOT		
ROUND SLIDE VM34/05			ROUND SLIDE VM34/17			SMALL VM30/38			FLAT SLIDE VM30/46			ROUND SLIDE VM32/19		
NJ159			NJ166			NJ169			NJ175			NJ176		
---			---			---			---			NJ176N0 15.55 L		
---			---			---			---			NJ176N2 15.55 L		
NJ159N4 17.00 L			---			---			---			NJ176N4 15.55 L		
NJ159N6 15.55 L			---			---			---			---		
NJ159N8 17.00 L			---			---			---			---		
NJ159O0 17.00 L			NJ166O0 17.00 E			---			---			NJ176O0 17.00 L		
NJ159O2 17.00 L			NJ166O2 17.00 E			---			---			NJ176O2 17.00 L		
NJ159O4 17.00 L			NJ166O4 17.00 E			---			---			NJ176O4 17.00 L		
NJ159O5 17.00 L			NJ166O5 17.00 E			---			---			---		
NJ159O6 17.00 L			NJ166O6 15.55 L			---			NJ175O6 17.00 E			NJ176O6 17.00 L		
---			NJ166O8 15.55 L			---			NJ175O8 17.00 E			NJ176O8 17.00 L		
NJ159P0 17.00 L			NJ166P0 17.00 L			NJ169P0 17.00 L			NJ175P0 17.00 E			---		
NJ159P2 17.00 L			NJ166P2 17.00 L			NJ169P2 17.00 L			NJ175P2 17.00 E			NJ176P2 17.00 L		
NJ159P4 17.00 L			NJ166P4 17.00 L			NJ169P4 17.00 L			NJ175P4 17.00 E			NJ176P4 17.00 L		
NJ159P5 17.00 L			NJ166P5 17.00 E			---			NJ175P5 17.00 E			---		
NJ159P6 17.00 L			NJ166P6 17.00 L			NJ169P6 17.00 L			NJ175P6 17.00 E			NJ176P6 17.00 L		
NJ159P8 17.00 L			NJ166P8 17.00 L			---			NJ175P8 17.00 E			NJ176P8 17.00 L		
NJ159Q0 17.00 L			NJ166Q0 17.00 L			---			---			---		
NJ159Q2 17.00 L			NJ166Q2 17.00 L			---			---			---		
NJ159Q4 17.00 L			NJ166Q4 17.00 L			NJ169Q4 17.00 L			---			NJ176Q4 12.95 G		
NJ159Q5 17.00 L			NJ166Q5 17.00 L			---			---			---		
NJ159Q6 17.00 L			NJ166Q6 17.00 L			NJ169Q6 17.00 L			---			---		
NJ159Q8 17.00 L			NJ166Q8 17.00 L			---			---			---		
NJ159R0 17.00 L			NJ166R0 17.00 L			---			---			---		
NJ159R2 17.00 L			NJ166R2 17.00 L			---			---			---		
NJ159R4 17.00 E			NJ166R4 17.00 E			---			---			---		
NJ159R5 17.00 E			NJ166R5 17.00 E			---			---			---		
NJ159R6 17.00 E			NJ166R6 17.00 E			---			---			---		
NJ159R8 17.00 E			NJ166R8 17.00 E			---			---			---		

FLOAT BOWL GASKETS



PART #			FITS CARBS	REPLACES ARCTIC CAT	REPLACES JOHN DEERE	REPLACES KAWASAKI	REPLACES SKI DOO
VM28129	4.97	L	26-28mm	----	----	11009-3508	404-1179-00
VM3471	2.95	L	30-34mm	6505-030	M67815	11009-3509	404-1042-00
VM3620	0.95	L	36-44	6505-197	----	16019-028	404-1047-00

FLOAT BOWL SCREWS








CW20416	1.10	L	4mm x 16mm	26-28mm spigot mount aluminum carbs, 30-34mm small body aluminum carbs and many zinc body OEM carbs. Mikuni # C2=0416.			
CW20518	0.78	L	5mm x 18mm	30-44mm spigot mount aluminum carbs. Mikuni # C2=0518.			

- accessories
- body
- handlebar & grips
- cables & levers
- exhaust
- engine
- fuel & intake**
- electrical & ignition
- clutch
- drive
- bearings
- brakes
- steering & suspension
- tires
- tools & shop



MIKUNI NEEDLE JET • BLEEDER TYPE

The needle jet is the main fuel passage to the main bore of the Mikuni carburetor. Depending on the inside diameter of a specific needle jet, this will also affect the function of the needle. Therefore, needle jets and needles act together as the main system in controlling the amount and mixture of the fuel which is drawn in mid-range 1/4-3/4 throttle operation.

NJ224	NJ247	NJ261	NJ389	NJ480
62.1 mm - overall length	54.4 mm - overall length	45.4 mm - overall length	47.4 mm - overall length	47.4 mm - overall length
				
PRIMARY HEX MAIN JET 40-44mm SPIGOT	PRIMARY HEX MAIN JET	BLEEDER VM29 - VM33	PRIMARY HEX MAIN JET TM32,34,36, 38 and TM41	PRIMARY Same as 166 OEM
ROUND SLIDE VM44/10	ROUND SLIDE VM38/41	SMOOTH BORE VM29/16	FLAT SIDE	785-23005
NJ224	NJ247	NJ261	NJ389	NJ480
---	---	---	NJ389O0 17.00 L	---
---	---	---	NJ389O2 17.00 L	NJ480O2 15.55 L
---	---	---	NJ389O4 17.00 L	NJ480O4 15.55 L
---	---	NJ261O6 17.00 L	NJ389O6 17.00 L	---
---	---	NJ261O8 17.00 L	NJ389O8 17.00 L	NJ480O8 15.55 L
---	NJ247P0 17.00 L	NJ261P0 17.00 L	NJ389P0 17.00 L	NJ480P0 15.55 L
---	NJ247P2 17.00 L	NJ261P2 17.00 L	NJ389P2 17.00 L	NJ480P2 16.55 L
---	NJ247P4 17.00 L	NJ261P4 17.00 L	NJ389P4 17.00 L	NJ480P4 17.00 L
---	NJ247P5 17.00 L	---	---	NJ480P5 15.55 L
---	NJ247P6 17.00 L	---	NJ389P6 17.00 L	NJ480P6 15.55 L
---	NJ247P8 17.00 L	---	NJ389P8 17.00 L	NJ480P8 15.55 L
---	NJ247Q0 17.00 L	---	NJ389Q0 17.00 L	NJ480Q0 15.55 L
---	NJ247Q2 17.00 L	---	NJ389Q2 17.00 L	NJ480Q2 15.55 L
---	NJ247Q4 17.00 L	---	NJ389Q4 17.00 L	NJ480Q4 15.55 L
NJ224Z0 21.95 L	NJ247Q6 17.00 L	---	NJ389Q6 17.00 L	NJ480Q6 15.55 L
---	NJ247Q8 17.00 L	---	NJ389Q8 17.00 L	NJ480Q8 15.55 L
NJ224AA0 21.95 L	NJ247R0 17.00 L	---	NJ389R0 17.00 L	NJ480R0 15.55 L
NJ224AA5 21.95 L	NJ247R2 17.00 L	---	NJ389R2 17.00 L	---
NJ224BB0 21.95 L	NJ247R4 17.00 L	---	NJ389R4 17.00 L	---
NJ224BB5 21.95 L	---	---	---	---
NJ224CC0 21.95 L	NJ247R6 17.00 L	---	NJ389R6 17.00 L	---
NJ224CC5 21.95 L	NJ247R8 17.00 L	---	NJ389R8 17.00 L	---

FLOATS



VM3461 (Oval)	9.55	L
30-34mm spigot mount aluminum carbs. Comes notched to work with or without baffle plate.		
VM28164 (Round with tapered back)	16.17	L
VM24236 (Round with flat back)	11.71	L
36-44 Spigot mount aluminum carbs and some zinc body OEM carbs.		

NEEDLES AND SEATS

- Ref: VM26/26
- Fits: Mikuni
- 28mm spigot
- 24 - 30mm flange
- Sizes 1.5
- 10mm hex with 9mm threads



120143 12.95 L

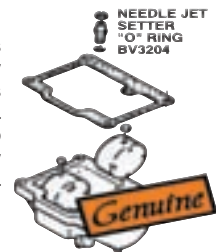
- Ref: VM28/163
- Fits: Mikuni
- 30 - 44mm spigot
- 32 & 34mm flange
- Sizes 1.5
- 9mm hex with 10mm threads



120144 12.95 L

NEEDLE JET SETTER "O" RING

Replacement of this O-ring is necessary when servicing carbs with a needle jet setter. This is essential to maintain the accuracy of precisely metered fuel. Mikuni # BV32/04.




BV3204 3.00 L



CARBURETOR PARTS & ACCESSORIES

THROTTLE VALVES

To determine a left hand or right hand throttle valve you must look at it from the intake side (cutaway facing you) to see what side your idle adjustment is on. If it is on the left side, it is a LH throttle valve and if it is on the right side it is a RH throttle valve.



SIZE & STYLE	COMPOSITION	IDLE SCREW POSITION	SCREW AWAY SIZE	1.5		2.0		2.5	
30,32,34 Spigot	Brass (chrome plated)	LH	VM34/110	VM3411015	32.18 D	VM3411020	32.18 D	VM3411025	32.18 D
32 and 34 Flange	Brass (chrome plated)	RH	VM32/65	----		VM326520	29.25 D	VM326525	29.25 D
36 Spigot	Brass (chrome plated)	RH	VM36/39	----		----		VM363925	48.36 D
	Brass (chrome plated)	LH	VM36/36	VM363615	48.36 L	VM363620	48.36 L	VM363625	48.36 L
38 Spigot	Brass (chrome plated)	RH	VM38/24	----		VM382420	42.10 L	VM382425	42.10 L
	Brass (chrome plated)	LH	VM38/52	----		VM385220	42.10 L	VM385225	42.10 L
40 and 44 Spigot	Brass (chrome plated)	LH	VM44/23	----		VM442320	45.90 D	VM442325	45.90 D
	Aluminum	LH	VM40/02	VM400215	68.00 D	VM400220	68.00 D	VM400225	68.00 D

SIZE & STYLE	COMPOSITION	IDLE SCREW POSITION	SCREW AWAY SIZE	3.0		3.5	
30,32,34 Spigot	Brass (chrome plated)	LH	VM34/110	VM3411030	32.18 D	----	
32 and 34 Flange	Brass (chrome plated)	RH	VM32/65	VM326530	29.25 D	----	
36 Spigot	Brass (chrome plated)	RH	VM36/39	VM363930	48.36 D	----	
	Brass (chrome plated)	LH	VM36/36	VM363630	48.36 L	----	
38 Spigot	Brass (chrome plated)	RH	VM38/24	VM382430	42.10 L	VM382435	42.10 L
	Brass (chrome plated)	LH	VM38/52	VM385230	42.10 L	----	
40 and 44 Spigot	Brass (chrome plated)	LH	VM44/23	VM442330	45.90 D	VM442335	45.90 D
	Aluminum	LH	VM40/02	VM400230	68.00 D	----	

MIKUNI "E" CLIPS



VM20369	1.42	L	All VM28-VM38 carbs
BS32126	1.00	L	All VM40-VM44 carbs
BS32126	1.00	L	All TMS38 carbs

MIXING CHAMBER TOP ONLY W/ GASKET



GENUINE

VM3427	9.56	L	30-34mm
VM3609	26.52	L	36-38mm
VM4405	26.52	L	40-44mm
VM2656	9.65	L	24-28mm

LEVER CHOKE CONVERSION KIT

GENUINE



VMLCK 29.30 L

CABLE OPERATED CHOKE CONVERSION KIT

FOR 30MM - 44MM

Includes all parts necessary to convert lever operated choke carbs to cable operation. Installation of this kit is quick and easy.




GENUINE

VMCK 15.80 L

POWER JET KIT

Power Jet Kits are used in two-stroke engine applications to improve midrange throttle response and add additional fuel to wide open throttle running conditions, especially with snowmobile clutches. Kits may be installed easily on Mikuni TM and VM Series carburetors.



VMPJK 25.25 L

- accessories
- body
- handlebar & grips
- cables & levers
- exhaust
- engine
- fuel & intake
- electrical & ignition
- clutch
- drive
- bearings
- brakes
- steering & suspension
- tires
- tools & shop

FUEL & INTAKE

- accessories
- body
- handlebar & grips
- cables & levers
- exhaust
- engine
- fuel & intake**
- electrical & ignition
- clutch
- drive
- bearings
- brakes
- steering & suspension
- tires
- tools & shop

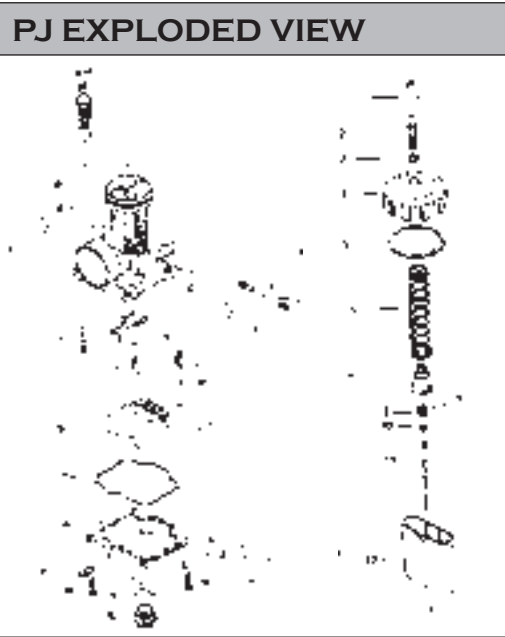


PJ SERIES


Oval Slide Carburetor for ATV & Off-road Motorcycle

PJ SERIES CARBURETORS						
DESCRIPTION MARK	OUR #		SLOW JET	THROT. VALVE	JET NEEDLE	MAIN JET
PJ34MM/67R	PJ34MM	172.46	D 152	55	48CEG	6.0

	DESCRIPTION	PJ34MM		PJ36MM		PJ38MM	
1	Cable Adjuster Cap	KH018002	3.03 D	KH018002	3.03 D		
2	Cable Adjuster	KH018005	1.93 D	KH018005	1.93 D		
3	Cable Adjuster Nut	KH018008	0.61 D	KH018008	0.61 D		
4	Mixing Chamber Top	KH018011	9.82 D	KH018012	9.82 D		
5	Mixing Chamber Top Gasket	KH018015	7.72 D	KH018016	7.72 D		
6	Throttle Valve Spring	KH018019 (PJ34)	4.68 D	KH018021	3.86 D		
7	Cable Holder	KH018024	7.17 D	KH018024	7.17 D		
8	Collar	KH018027	5.12 D	KH018027	5.12 D		
9	Spring	KH018030	3.86 D	KH018030	3.86 D		
10	Needle Clip	KH018033	1.38 D	KH018033	1.38 D		
11	Jet Needle	(See chart)		(See chart)			
12	Throttle Valve	N/A		N/A			
13	Choke Valve	KH018085	30.04 D	KH018086	30.04 D		
14	Air Adjusting Screw	KH018089	4.36 D	KH018089	4.36 D		
15	Air Adjusting Screw Spring	KH018090	1.60 D	KH018090	1.60 D		
16	Main Jet	(See chart)		(See chart)			
17	Slow Jet	(See chart)		(See chart)			
18	Baffle Plate	KH018092	3.86 D	KH018092	3.86 D		
19	Airvent Pipe	N/A		N/A			
20	Clip	KH018098	0.56 D	KH018098	0.56 D		
21	Float Valve	KH018101	13.89 D	KH018101	13.89 D		
22	Float Valve Clip	KH018104	3.03 D	KH018104	3.03 D		
23	Float Pin	KH018670	1.82 D	KH018670	1.82 D		
24	Float	KH018110	16.65 D	KH018110	16.65 D		
25	Float Bowl Gasket	KH018113	4.41 D	KH018113	4.41 D		
26	Float Bowl	N/A		N/A			
27	Vent Tube Anchor Plate	KH018119	4.63 D	KH018119	4.63 D		
28	Float Bowl Screw	KH018122	0.56 D	KH018122	0.56 D		
29	Plug Screw Washer	KH018664	0.71 D	KH018664	0.71 D		
30	Main Jet Plug	KH018128	5.51 D	KH018128	5.51 D		
31	Overflow Tube	KH018131	2.04 D	KH018131	2.04 D		




PJ CARBURETOR REBUILD KIT
Includes Mixing Chamber, Top Gasket, Air Adjusting Screw, Air Adjusting Screw Spring, Baffle Plate, Float Valve, Float Bowl Gasket and a Float Bowl Screw.



KEIHIN ROUND MAIN JETS


#	LEAN	Part #	Price	Size
145		KR145	4.67 D	9901-393-XXX
148		KR148	4.67 D	For all Honda VB, VD and VE Series. All Honda, Kawasaki CV and CVK Series. Some Honda PD and PE Series. Main Air Jet for FCR.
150		KR150	4.67 D	
152		KR152	4.67 D	
155		KR155	4.67 D	
158		KR158	4.67 D	
160		KR160	4.67 D	
162		KR162	4.67 D	
165		KR165	4.67 D	
170		KR170	4.67 D	
172		KR172	4.67 D	
175	RICH	KR175	4.67 D	



KEIHIN SLOW JETS

N424-21-xxx For PJ, PWK, PWM and some smooth bores.

#	LEAN	Part #	Price	Size
35		SJ35	4.67 D	
38		SJ38	4.67 D	
40		SJ40	4.67 D	
42		SJ42	4.67 D	
45		SJ45	4.67 D	
48		SJ48	4.67 D	
50		SJ50	4.67 D	
52		SJ52	4.67 D	
55		SJ55	4.67 D	
58		SJ58	4.67 D	
60		SJ60	4.67 D	
65		SJ65	4.67 D	
68		SJ68	4.67 D	
70		SJ70	4.67 D	
72		SJ72	4.67 D	
75		SJ75	4.67 D	
78		SJ78	4.67 D	
80	RICH	SJ80	4.67 D	



KEIHIN MAIN JETS

99101-357-xxx (9551-130-xxx) for CR, FCR, PJ, PWK, PWM, PE, PD and Harley

#	LEAN	Part #	Price	Size
80		KH80	4.67 D	
82		KH82	4.67 D	
85		KH85	4.67 D	
88		KH88	4.67 D	
90		KH90	4.67 D	
92		KH92	4.67 D	
95		KH95	4.67 D	
98		KH98	4.67 D	
100		KH100	4.67 D	
102		KH102	4.67 D	
105		KH105	4.67 D	
108		KH108	4.67 D	
110		KH110	4.67 D	
112		KH112	4.67 D	
115		KH115	4.67 D	
118		KH118	4.67 D	
120		KH120	4.67 D	
122		KH122	4.67 D	
125		KH125	4.67 D	
128		KH128	4.67 D	
130		KH130	4.67 D	
132		KH132	4.67 D	
135		KH135	4.67 D	
138		KH138	4.67 D	
140		KH140	4.67 D	
145		KH145	4.67 D	
148		KH148	4.67 D	
150		KH150	4.67 D	
152		KH152	4.67 D	
155		KH155	4.67 D	
158		KH158	4.67 D	
160		KH160	4.67 D	
165		KH165	4.67 D	
168		KH168	4.67 D	
170		KH170	4.67 D	
172		KH172	4.67 D	
175		KH175	4.67 D	
178		KH178	4.67 D	
180		KH180	4.67 D	
182		KH182	4.67 D	
185		KH185	4.67 D	
188		KH188	4.67 D	
190		KH190	4.67 D	
195		KH195	4.67 D	
200		KH200	4.67 D	
205		KH205	4.67 D	
210		KH210	4.67 D	
215		KH215	4.67 D	
220		KH220	4.67 D	
230	RICH	KH230	4.67 D	

The Keihin PWK 'Air Striker' Motocross racing carburetor is refined to perfection and has set the standard among motocross racing carburetors. With its new features the PWK will continue to be the first choice in performance carbs for your 125, 250, Enduro or ATV. PWK Air Striker Carbs are available in two popular sizes to cover all your horsepower requirements.



PWK SERIES


PWK SERIES CARBURETORS

DESCRIPTION MARK	OUR #		SLOW JET	THROT. VALVE	JET NEEDLE	MAIN JET
PWK33/S46"	PWK33	237.75	D 52	6	48-CGL	165
PWK35 A.S./S65"	PWK35AS	258.10	D 48	4.5	48-DEK	160
PWK38 A.S./S66"	PWK38AS	286.50	D 55	7	48-DDJ	170
PWK39	PWK39	266.25	D ---	---	---	---
PWK41 Pro Series	PWK41	365.90	D 60	6	46-DGH	160


A.S.=AIR STRIKER CARBURETOR

* THESE PARTS ARE INCLUDED IN THE PWK REBUILD KIT:

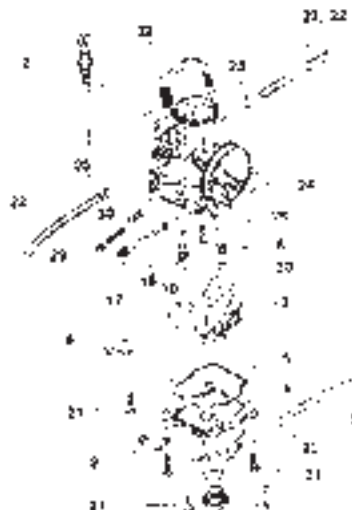
PWK Motorcycle Carburetor Rebuild Kit	KH020110	40.95	D
PWK Snowmobile Carburetor Rebuild Kit	KH020111	35.59	D



PWK 33, 35, 36, 38, 39



AIR STRIKER



PWK SERIES REPLACEMENT PARTS

CARBURETOR TYPE

DIA #	DESCRIPTION	PWK33 PWK35		PWK35 AIR STRIKER PWK38 AIR STRIKER	
2	Starter Valve Comp	KH018500	27.39 D	KH018500	27.39 D
3	Float	KH018110	16.65 D	KH018110	16.65 D
4	Float Bowl Comp	KH018502	26.29 D	KH018502	26.29 D
5	Gasket Float Bowl*	KH018113	4.41 D	KH018113	4.41 D
6	Plug Screw	KH018128	5.51 D	KH018128	5.51 D
7	O-Ring Plug Screw	KH018664	0.71 D	KH018664	0.71 D
8	Float Valve Comp*	KH018504	15.55 D	KH018504	15.55 D
9	Anchor Plate	NA		KH018505	4.36 D
10	Slow Jet (N424-21-xxx)	(see chart)		(see chart)	
11	Jet Needle (N427-48-xxx)	(see chart)		(see chart)	
12	Clip, Jet Needle*	KH018033	1.38 D	KH018033	1.38 D
13	Throttle Valve	NA		NA	
14	Cable Holder	KH018526	8.11 D	KH018526	8.11 D
15	Top Cap	KH018528	10.86 D	KH018528	10.86 D
16	Gasket*	KH018016	7.72 D	KH018016	7.72 D
17	Air Adjust Screw*	KH018089	4.36 D	KH018089	4.36 D
18	Spring*	KH018090	1.60 D	KH018090	1.60 D
19	Spring Throttle	KH018530	5.12 D	KH018531	5.12 D
20	Clip, Float Valve*	KH018674	3.03 D	KH018674	3.03 D
21	Screw, Float Bowl*	KH018122	0.56 D	KH018122	0.56 D
22	Bowl Vent Pipe	KH018534	2.15 D	KH018535	2.15 D
23	Overflow Pipe	KH018538	2.48 D	KH018538	2.48 D
24	Float Pin	KH018670	1.82 D	KH018670	1.82 D
25	Clip	KH018098	0.56 D	KH018098	0.56 D
26	Main Jet (99101-357-xxx)	(see chart)		(see chart)	
27	Cable Adjuster (PWK33)	KH018542	2.15 D	KH018542	2.15 D
27a	Cable Adjuster	KH018005	1.93 D	25mm	
27a	Cable Adjuster (PWK35)	25mm		25mm	
27b	Cable Adjuster (PWK35)	KH018306	2.04 D	20mm	
27b	Cable Adjuster	20mm		20mm	
28	Nut Cable Adjuster	KH018544	0.66 D	KH018544	0.66 D
29	Idle Adjuster (plastic)	KH018569	4.53 D	KH018569	4.53 D
29a	Idle Adjuster (brass)	NA (PWK33)		NA	
29a	Idle Adjuster(brass)(PWK35)	KH018546	5.12 D	NA	
30	Spring	KH018574	2.15 D	KH018574	2.15 D
31	Collar*	KH018550	5.12 D	KH018550	5.12 D
32	Bowl Vent Pipe Comp	NA		KH018537	6.39 D

PWK SERIES REPLACEMENT PARTS

- accessories
- body
- handlebar & grips
- cables & levers
- exhaust
- engine
- fuel & intake**
- electrical & ignition
- clutch
- drive
- bearings
- brakes
- steering & suspension
- tires
- tools & shop

MAIN JETS & PILOT JETS



CARB VM32-34

LP4100	1.00	A	LP4145	1.00	L
LP4110	1.00	A	LP4155	1.00	L
LP4120	1.00	A	LP4165	1.00	L
LP4125	1.00	A	LP4175	1.00	L
LP4130	1.00	A	LP4185	1.00	L
LP4135	1.00	L	LP4195	1.00	L

MAIN JETS (4/042)

(Size Number Stamped on Jet)

CARB VM36-38

LP4210	1.00	L	LP4265	1.00	L
LP4215	1.00	L	LP4320	1.00	L
LP4220	1.00	L	LP4360	1.00	L
LP4230	1.00	L			
LP4235	1.00	L			
LP4245	1.00	L			

CARB VM36-38

LP4460	1.00	L
--------	------	---

PILOT JETS




VM20/210

LP545	1.00	L
LP550	1.00	L
LP555	1.00	L

AFTERMARKET

- accessories
- body
- handlebar & grips
- cables & levers
- exhaust
- engine
- fuel & intake**
- electrical & ignition
- clutch
- drive
- bearings
- brakes
- steering & suspension
- tires
- tools & shop

MIKUNI CARBURETOR REPAIR KITS



AFTERMARKET

LP07453	7.95	L	32mm models	(Spigot Carb)
LP07454	5.95	L	34mm models	(Spigot Carb)
LP07433	7.95	L	VM30/32/34 models	(Zinc)
627080	7.95	L	VM36/38models	(Aluminum)
LP07435	7.95	L	VM30/32/34 models	(Aluminum)

MIKUNI BUTTERFLY CARB REPAIR KIT

For Chaparral and Rupp models with Mikuni butterfly carbs that have a pump chamber on each side of the float bowl. Kit includes all necessary diaphragms and gaskets.

AFTERMARKET



CG1405	9.95	L
--------	------	---

MIKUNI / TILLOTSON CONVERSION KITS

KIT REPLACES TILLOTSON HR & WALLBRO WR SINGLE CARBURETORS

CRK100	146.95	G
--------	--------	---

KIT CONTAINS

1	VM30S	30MM Carburetor
1	LP07467	Mounting Flange
1	KX05138	Throttle Cable
1	LP05938	Choke Cable
1	DF44	Fuel Pump
1	LP077063	Fuel Filter

KIT REPLACES TILLOTSON HD & WALLBRO WD SINGLE CARBURETORS

Replaces the old Tillotson Carburetor on you snowmobile, ATV, etc. with a modern Mikuni carburetor and fuel pump*

KIT CONTAINS

1	VM34S	34MM Carburetor
1	KX071013	Mounting Flange
1	LP05932	Throttle Cable
1	LP05938	Choke Cable
1	DF44	Fuel Pump
1	LP077063	Fuel Filter



MIKUNI CARBURETOR TOOL KIT

CRK200	159.95	G
--------	--------	---


LP15866	14.95	L
---------	-------	---

* All machines to be converted must have an external crankcase impulse line to operate the Mikuni Fuel Pump. This is a universal kit containing all of the major components necessary to convert to Mikuni Carburetion. Because of the variety of machines that used the Tillotson and Mikuni carburetors, this is not a bolt on direct replacement kit. Jetting, fuel pump installation, cable installation to controls, fuel and impulse line installation are all part of the dealer's custom installation.

NEEDLE AND SEAT FOR MIKUNI

Replaces VM281635 and fits all carburetors (VM30-44) (Aluminum spigot)

AFTERMARKET



LP07410J	9.95	L
----------	------	---

MIKUNI CHOKE CONVERSION KITS

Includes all parts necessary to convert lever operated choke carburetors (30-44mm) to cable operation. (Replaces VMCK).

AFTERMARKET



LP07458	6.95	L
---------	------	---

accessories
body
handlebar & grips
cables & levers
exhaust
engine
fuel & intake
electrical & ignition
clutch
drive
bearings
brakes
steering & suspension
tires
tools & shop

SYNCPRO CARB TUNER



678411 102.99 A

- Precise four channel vacuum indicator designed specifically for intake synchronization of engines with multiple carburetors or throttle bodies (max vacuum range 40cm Hg)
- New mercury-free design uses non toxic manometer fluid
- For use with any 2, 3 or 4 cylinder four stroke motorcycles
- Spill proof design means the tool can be stored in a horizontal or vertical position
- Easy to read scale for precise synchronization
- Unaffected by barometric pressure changes
- Includes hang hook to clip onto the handlebars for easy use
- Rugged, impact resistant ABS enclosure with convenient storage area for adapters
- Rubber feet on enclosure bottom helps prevent sliding
- Includes manometer fluid, hoses, 5mm adapters, in-line restrictors and instructions
- 5mm adapters are used on many Honda and Suzuki models
- Optional 6mm adapters are available for use on most Yamaha models
- Most Kawasaki models do not need adapters

6MM CARB ADAPTOR SET

Replacement carb adapter set for use with vacuum carb synchronization tools



678040 10.50 E

SYNCPRO MANOMETER FLUID REFILL

- Non-toxic
- Mercury free
- Motion Pro blue color
- SyncPro Manometer Fluid Refill does NOT work with older Motion Pro mercury carburetor synchronizers



678415 6.99 E

CARBURETOR VACUUM SYNCHRONIZER

FOR BALANCING MULTIPLE CARBURETORS

This precision instrument gives mechanics and technicians a visual method of balancing carburetors with a high degree of accuracy, assuring the ultimate in performance from an engine.




Edelbrock

ED4027 52.95 D

SUDCO MIKUNI TUNING MANUAL

If you work on snowmobiles or cycles, you need this book. Complete parts list plus instructions and tuning tips. 92 pages of easy to read information.



002-999 13.60 L


POP OFF GAUGE



Used to calibrate pop off pressure - calibrates 1/2 psi increments up to 30 psi.

MKBN 68.95 B

CARBURETOR LEAK DETECTOR



This tool provides a simple method of checking needle and seat pressure as well as impulse diaphragms, etc.

LD1075 56.95 G

CARBURETOR POCKET TUNER

This pocket size calculator can be used to determine required jetting changes in carburetors due to changes in temperature and altitude.



MK550 7.20 G

CARB ADJUSTING TOOL

Designed for multi-units. Fits both Mikuni and Keihin carburetors. 11" long, made of alloy steel.



678022 18.99 E

MIKUNI CARB TOOL KIT

Service tool kit includes all tools necessary to service Mikuni carburetors.



VMTK 29.65 D
Genuine Mikuni
LP15866 14.95 L
Imported

FCR CARB TOOL

- Contains longer bits for reaching into recessed cavities to adjust Keihin FCR carburetors
- Ideal for trail riders and garage mechanics alike
- Includes 6mm hex for main jets, long-reach straight slot for pilot jets & a 3mm Allen for float bowl removal



678181 16.50 E

JET HOLDER WITH WRENCH

Purple anodized aluminum tube. Holds 10 jets w/jet wrench.



6207060 20.95 L

MAIN JET WRENCH & CARRIER

Aftermarket - Rubber cap holds spare main jets in handle.



678023 6mm Hex 5.50 E

MIKUNI SPARE JET CARRIER

Now you can store 19 spare main jets in a molded neoprene rubber carrier complete with special jet removal tool (LP15859). Carrier may be placed in tool box without loss or damage to precision jets.



LP07301 7.95 L

SLP JET WRENCH FOR SLOT TYPE MIKUNI JETS

Round inset with blade drive offers positive drive for screwdriver slot type round main jets. Knurled for easy turning, made of aluminum.



627068 4.95 L

- accessories
- body
- handlebar & grips
- cables & levers
- exhaust
- engine
- fuel & intake**
- electrical & ignition
- clutch
- drive
- bearings
- brakes
- steering & suspension
- tires
- tools & shop

- accessories
- body
- handlebar & grips
- cables & levers
- exhaust
- engine
- fuel & intake**
- electrical & ignition
- clutch
- drive
- bearings
- brakes
- steering & suspension
- tires
- tools & shop

visu filter[®]

A BETTER FUEL FILTER FOR ALL GAS-POWERED ENGINES

What is Visu-filter[®]?

A highly reliable fuel filter system so unique that Visu-filter[®] signals the need for replacement in motorcycles, lawn tractors, snowmobiles, jet skis, rototillers, air compressors, and more! The strong, high-impact nylon housing is extremely transparent for immediate viewing. Many styles and sizes available. Wide selections of filter media such as polymer-treated paper with automotive specifications, stainless steel screens and polyester screens.

- Protects engine from harmful contaminants
- No leak, high impact nylon construction
- Functions as a reservoir for trapping water
- Cleaner burning engine, less emission and less smoke
- Better throttle response; improvement in engine performance
- Some increase in power and fuel efficiency



visu filter[®]

- Stainless Steel Screen
- 75 micron rating
- 1.3" overall diameter
- 1" length between hoses
- Fits 1/4" fuel line

FF401C Each **3.95** L



visu filter[®]

- Stainless Steel Screen
- 75 micron rating
- 1.5" overall diameter
- 1" length between hoses
- Fits 5/16" fuel line

FF601C Each **6.95** L



visu filter[®]

- Polyester Screen
- 90 micron rating
- 1.19" overall diameter
- 1-3/8" length between hoses
- Fits 1/4" fuel line

FF704CB Each **7.79** L

SCREW-IN FILTER

- Universal Moto-Ski/Ski Doo
- Screw in base type filter fits all Tillotson and Walbro carburetors HR or HD type



LP07703 Each 1.95 L

SMALL IN-LINE FILTER

- Sturdy nylon "see thru" fuel filter
- 11-12 gallons per hour capacity fuel flow
- Nylon screen traps all dirt particles
- 2" length
- 1/4"




LP07700 Each 1.95 L

EM34421 Master Display (15 each) 17.95 L



EXTRA LARGE IN-LINE FILTER

- Jumbo in-line nylon fuel filter
- The nylon screen has a self-cleaning action
- 4" long
- 2 sizes 3/16" or 1/4"
- Sold each (bulk)



LP077063 Each (3/16") 2.95 L

LP077064 Each (1/4") 2.95 L

EM34441 Master Display (10 each) 20.95 L
1/4" Only



WALBRO TYPE IN-LINE FILTER

- Walbro type in-line design OEM filter used by ARCTIC CAT (0109-579), ROTAX (414-1194-00) and others
- A greatly improved see through filter with a larger fuel flow capacity
- Replaces Walbro 125-512 and others




62-07019 Each 1/4" 2.95 L

62-07020* Each 5/16" 2.95 L

* Fits newer Arctic Cats

JUMBO IN-LINE FILTER

- In-line fuel filter designed for use with 1/4" and 7/32" fuel line
- Easily installed by cutting the fuel line and inserting filter




LP07707 Each 1/4" 2.95 L

62-07014 Each 7/32" 3.95 L

DUAL IN-LINE FILTER

- Super in-line filter
- Inlet/outlet adaptable for both 7/32" and 1/4" ID fuel line



KX072431 Each 3.95 L

LARGE IN-LINE FILTER

Two Step

- Large in-line two-step fuel filter
- 7/32" & 1/4"
- Used on small mowers, tractors & snowmobiles
- Sold each (Bulk)



1358 Each 3.20 L

IN-LINE FUEL FILTERS





This Fuel Filter is designed to be an outstanding combination of quality filtration and aesthetic appeal • The filter housing is matched from high strength aluminum alloy • This fuel filter features a cleanable bronze filter element













COLOR	1/4"	5/16"
CHROME	EM34461 10.95 L	EM34460 10.95 L
RED	EM34470 9.95 L	EM34430 9.95 L
BLUE	EM34471 9.95 L	EM34431 9.95 L
PURPLE	EM34473 9.95 L	EM34433 9.95 L
GOLD	EM34474 9.95 L	EM34434 9.95 L

- accessories
- body
- handlebar & grips
- cables & levers
- exhaust
- engine
- fuel & intake**
- electrical & ignition
- clutch
- drive
- bearings
- brakes
- steering & suspension
- tires
- tools & shop

FUEL FLOW SHUT OFF VALVES - SOLD EACH

<p>1/4" In-line cut-off valve. Uses (2) clamps our 20-5905. Composite Material.</p>  <p>5841 4.15 L</p>	<p>New design brass in-line. Uses double neoprene seals and two standard O-rings. All uses with 1/4" line.</p>  <p>678038 10.99 E</p>	<p>1/4" Nipple - 90°</p>  <p>LP077118 11.95 L</p>	<p>1/4" Nipple Straight</p>  <p>868 11.95 L</p>
---	---	--	---

FUEL LINE FITTINGS - SOLD EACH

<p>1/8" plastic "T" fitting</p>  <p>LP077161 1.24 L</p>	<p>1/4" plastic "T" fitting</p>  <p>LP077812 1.00 L</p>	<p>1/4" straight metal fitting for impulse line or carburetor.</p>  <p>LP077077 1.25 L</p>	<p>3/32" plastic "T" fitting</p>  <p>LP077126 1.00 L</p>	<p>1/4" plastic "Y" fitting</p>  <p>LP077227 1.40 L</p>
<p>"L" fuel fitting 1/4" & 7/16" nipple. Used with our DP10672.</p>  <p>8678 3.60 L</p>	<p>Straight fuel fitting 1/4" & 7/16" nipple. Used with our DP10672. Metal 1 1/2" length.</p>  <p>8679 1.80 L</p>	<p>Brushed elbow metal press fitting with rubber grommet. Can be added to any metal tank by drilling 1/2" hole, insert fitting and tighten.</p>  <p>LP077250 4.95 L</p>	<p>Rubber grommet only for elbow fitting LP077250. Universal.</p>  <p>DP10672 0.95 L</p>	<p>Primer inlet needle to convert Mikuni carburetors to primer or button type dash mounted primers.</p>  <p>LP077587 1.85 L</p>

QUICK-DISCONNECT COUPLINGS

- Single or dual shut-off valves
- When connected, fuel will flow & when disconnected, fuel will not flow
- Available for 1/4" & 5/16" I.D. fuel line
- Made in the USA

142587	No Shut Off 1/4" fuel line	17.50	E
142588	No Shut Off 5/16" fuel line	15.99	E
672029	Single-Shut-off, 1/4" fuel line	22.99	E
142617	Replacement O-Rings for 672029	1.16	G
672030	Single-Shut-off, 5/16" fuel line	26.99	E
142618	Replacement O-Rings for 672030	0.67	E
672037	Dual-Shut-off, 1/4" fuel line	34.99	E
672038	Dual-Shut-off, 5/16" fuel line	30.50	E



REPLACEMENT PLASTIC "Y" CONNECTORS



682014	3/16" Plastic	2.40	each	H
682015	1/4" Plastic	35.99	pkg.10	H
682017	3/8" Plastic	4.40	each	H

REPLACEMENT PLASTIC "T" CONNECTORS



682019	1/4" Plastic	2.70	each	G
682021	3/8" Plastic	4.30	each	E

HELIX TRANSPARENT TUBING AND HOSE

Helix® Fuel line is a premium polyurethane, 85 durometer, which provides for superior abrasions and kink, tear, oxidation and chemical resistance. Melting temp 370f. Operating temp -75f to 155f. Very strong and stays flexible.



PART #	RED	BLUE	CLEAR		
1/8" x 5 FT	920000	920001	920002	9.95	H
3/16" x 3 FT	920003	920004	920005	5.95	H
1/4" x 3 FT	920006	920007	920008	6.95	H
5/16" x 3 FT	920009	920010	920011	6.95	H
3/8" x 3 FT	920012	920013	920014	8.95	H

HELIX OPAQUE TUBING AND HOSE

Helix® Fuel line is a premium polyurethane, 85 durometer, which provides for superior abrasions and kink, tear, oxidation and chemical resistance. Melting temp 370f. Operating temp -75f to 155f. Very strong and stays flexible.



PART #	BLACK			
1/8" x 5 FT	920015	9.95	H	
3/16" x 3 FT	920016	5.95	H	
1/4" x 3 FT	920017	6.95	H	
5/16" x 3 FT	920018	6.95	H	
3/8" x 3 FT	920019	8.95	H	

HELIX CARB APPROVED FUEL LINE

This CARB approved EPA fuel line meets and exceeds Government Requirement for permeation of fuel vapors. This tubing has a multilayer extrusion that fuel cannot penetrate.



PART #	GRAY			
3/16" x 3 FT	920020	18.95	H	
1/4" x 3 FT	920021	23.95	H	
5/16" x 3 FT	920020	18.95	H	

FLEX GP70 PVC TUBING

Clear and flexible • Resists aging • Easy to connect • Excellent wearability • Smooth inner wall • 100 foot rolls



NOT FUEL COMPLIANT

PART #	ID	WALL		
351800	1/8"	1/16"	23.95	L
353600	3/16"	1/16"	29.95	L
354400	1/4"	1/16"	32.95	L

BLUE POLYURETHANE FUEL LINE

High quality transparent blue urethane fuel line with exceptional gas and oil resistance. It will withstand temperatures to -65°. It stays soft and pliable.



62-07010	1/8" ID	25'	8.95	L
62-07011	3/16" ID	50'	34.95	L
62-07012	1/4" ID	50'	51.95	L
62-07013	7/32" ID	50'	40.95	L

TYGON FUEL AND LUBRICANT TUBING

- 50 foot rolls
- Flexible
- Resists swelling and brittleness
- Yellow



6616	.080" ID x .140" OD	54.20	J
6617	3/32" ID x 3/16" OD	54.20	J
6618	1/8" ID x 1/4" OD	71.10	J
6619	3/16" ID x 5/16" OD	97.95	N
6620	1/4" ID x 3/8" OD	125.85	J

FUELFLEX™ 65 PVC FUEL TUBING

- 100 foot rolls
- Flexible and easy to install
- Resists swelling and hardening



PART #	ID	WALL		
354201	1/8"	1/16"	39.95	L
354202	1/4"	1/16"	59.95	L

BLUE POLYURETHANE FUEL LINE

- 10 foot rolls only
- Stays soft and pliable
- Withstands temperatures to -65°
- Exceptional gas and oil resistance



574410	3/16" - 1/4" ID	10'	9.95	L
--------	-----------------	-----	------	---

FUELFLEX™ 70 PVC FUEL TUBING

FuelFlex 70 tubing is a flexible, premium-grade product specifically formulated for use with petroleum-based products. Compared to FuelFlex 65 and other fuel resistant PVC products, FuelFlex 70 offers higher resistance to elevated concentrations of Ethanol.



480001	Fuel Flex 70 1/8" x 50'	28.95	L
480002	Fuel Flex 70 3/16" x 50'	33.95	L
480003	Fuel Flex 70 1/4" x 50'	39.95	L

- accessories
- body
- handlebar & grips
- cables & levers
- exhaust
- engine
- fuel & intake**
- electrical & ignition
- clutch
- drive
- bearings
- brakes
- steering & suspension
- tires
- tools & shop

FUEL & INTAKE

- accessories
- body
- handlebar & grips
- cables & levers
- exhaust
- engine
- fuel & intake**
- electrical & ignition
- clutch
- drive
- bearings
- brakes
- steering & suspension
- tires
- tools & shop

CLEAR PVC FUEL LINE

- Constructed of plasticized PVC
- Soft flexible tubing
- Safe to use with any type of gasoline or alcohol type fuel
- Smooth hard bore helps prevent interior build up
- Recommended for venting and overflow lines



PART #	3 FEET			25 FEET		
1/8" ID	142602	2.99	G	142544	10.99	E
3/16" ID	142603	3.20	E	142545	13.99	E
1/4" ID	142604	4.50	E	142545	13.99	E
5/16" ID	142605	4.99	E	670003	27.99	E
3/8" ID	142606	4.99	E	142548	27.99	E

BRAIDED VINYL FUEL LINE

- Nylon-reinforced vinyl fuel line
- Braided nylon within the tubing wall provides added strength
- Outstanding appearance for custom fuel lines



PART #	3 FEET			25 FEET		
3/16" ID	142598	6.99	E	142549	38.99	E
1/4" ID	142599	6.99	E	142550	41.50	E
5/16" ID	142600	9.99	E	142551	59.99	E
3/8" ID	142601	9.99	E	142552	64.99	E

LOW PERMEATION FUEL LINE

- Our new low permeation fuel line meets the 2008 C.A.R.B. and EPA fuel line permeation standards for motorcycles, ATV, Snowmobiles, PWC, and small engines
- Flexible and kink resistant
- Gray color



PART #	3 FEET			25 FEET		
1/4" ID	142609	17.99	E	142607	128.99	E
5/16" ID	142610	20.99	E	142608	166.50	E

PREMIUM FUEL LINE

- Our best quality fuel line
- Stronger and more durable than vinyl fuel line
- Use with any type of gasoline
- Resists swelling and hardening
- Resistant to direct sunlight, hardening and/or cracking
- Flexible in temperatures from $\Delta 35F$ to $+165F$
- Fuel line stretches easily over fittings or petcocks



	3 FEET BLACK		CLEAR		GRAY	
1/8" ID	---		143501	7.99	H	---
3/16" ID	142590	13.99 E	142591	13.99 E	142589	13.99 E
1/4" ID	142593	17.99 E	142594	17.99 E	142592	17.99 E
5/16" ID	142596	22.99 E	142597	22.99 E	142595	22.99 E
	25 FEET BLACK		CLEAR		GRAY	
1/8" ID	---		143500	89.99 E	---	
3/16" ID	142580	96.99 E	142583	96.99 E	142571	96.99 E
1/4" ID	142581	128.99 E	142584	128.99 E	142572	128.99 E
5/16" ID	142582	164.99 E	142585	164.99 E	142573	164.99 E

CLEAR PVC FUEL LINE

- 25 foot rolls
- Chemical and oil resistant
- Smooth and flexible fuel line for all types of small engines
- Translucent
- 100% PVC



670003	5/16" x 1/2"	25'	27.99 roll	E
--------	--------------	-----	------------	---

BLACK NITRILE FUEL LINE

- Black Braided Fuel Line
- 1/4" ID x 1/2" OD X 25 Ft.
- Nitrile Fuel line reinforced with Rayon
- Reinforced for strength
- Grease & Oil Resistant



1502	1/4" ID	25'	35.50 roll	J
------	---------	-----	------------	---

HOSE PROTECTORS



- Stainless steel
- Fits on the outside of hoses and tubing
- Protects hoses from rips, tears and hot engine parts

920028	1.5" diameter (38MM)	10.95	H
920029	1.0" diameter (25MM)	9.95	H
920030	7/16" diameter (11MM)	9.95	H
920031	3/8" diameter (9MM)	9.95	H

STEPLESS CLAMP FUEL LINE FITTINGS KIT

- Convenient kit includes 70 pcs of hardware, a Motion Pro Side Jaw Pincer tool, and a convenient fuel line clamp size chart
- Kit includes following items packed in a convenient storage box:

Contains:		
142612	Stepless Clamps, 7.8mm to 9.5mm range,	10 pcs
143502	Stepless Clamps, 9.6mm to 11.3mm range,	10 pcs
142613	Stepless Clamps, 10.3mm to 12.8mm range,	10 pcs
142614	Stepless Clamps, 10.8mm to 13.3mm range,	10 pcs
142615	Stepless Clamps, 12.0mm to 14.5mm range,	10 pcs
143503	Stepless Clamps, 13.2mm to 15.7mm range,	10 pcs
142616	Stepless Clamps, 14.8mm to 18.0mm range,	10 pcs
12-0073	Side Jaw Pincer Tool	



143504	Fuel Line Fittings Kit	124.99	E
--------	------------------------	--------	---

UNIVERSAL FUEL CLAMPS

- A clamp that really works!
- Sold each



5903	3/16"	0.50	L
5904	1/4"	0.50	L
5905	5/16"	0.50	L

FUEL HOSE CLIPS

- Sold in packs of 10



142568	9/16" clips	7.99	E
670025	5/16" clips (for 3/16" hose)	6.99	E
670026	7/16" clips (for 1/4" hose)	6.99	E
670027	1/2" clips (for 5/16" hose)	7.50	E

HOSE CLAMPS

- Double wire
- Self tensing
- Zinc plated
- For use with 5/16" OD hose thru 7/16" hose



920023	15 Pack Assorted	5.95	H
920024	150 Pack Assorted	23.95	H
920025	5/16" OD 150 Pack	24.95	H
920026	3/8" OD 150 Pack	26.95	H
920027	7/16" OD 150 pack)	29.95	H

FUEL LINE FITTINGS KIT

- Contains a wide selection of Y and T fittings, hose clamps, O-clips and O-clip Pincher Tool
- Sizes from 3/16 in. - 3/8 in.
- ABS plastic case
- Replacements available in packs of 10
- Ideal for the shop or home mechanic



142574	Fuel Line Fittings Kit	458.99	E
--------	------------------------	--------	---

MOTION PRO HOSE SHEARS

- Scissor-action cutter
- Fast cutting of thin wall and small diameter PVC or Tygon type tubing
- Replaceable, Teflon-coated tool steel blades
- Blades can be re-sharpened



142553	Hose Shears	35.99	E
142619	Replacement Blade	12.99	E

MOTION PRO Pincer Tool



- Used to install Stepless Ear Clamps
- Side jaw design for use where space is restricted

142611	Pincer Tool	31.99	E
--------	-------------	-------	---

HOSE CLAMPS

- Worm drive - stainless steel
- Fits 7/32" to 7" OD hose



3450	7/32" - 5/8"	5/16"	0.75	0.75	G
3451	1/2" - 29/32"	5/16"	0.95	pkg. 100	G
3452	9/16" - 1-1/16"	1/2"	1.05	each	G
3453	1-1/16" - 2"	1/2"	1.15	each	G

HOSE CLAMPS

- Made of corrosion-resistant stainless steel
- Conventional-type worm drive hose clamps
- 1/4 in. hex head with screwdriver slot
- Sold in packs of 10



142562	1/4" to 5/8"	20.99	E
142563	7/16" to 25/32"	20.99	E

STEPLESS EAR CLAMP

Narrow 9 mm wide band provides concentrated seal compression • 360 degree Stepless design with no gaps on inner surface • Sold in packs of 10



142612	7.8 to 9.5MM	8.99	E
143502	9.6 to 11.3MM	8.50	E
142613	10.3 to 12.8MM	8.99	E
142614	10.8 to 13.3MM	8.99	E
142615	12 to 14.5MM	8.99	E
143503	13.2 to 15.7MM	7.99	E
142616	14.8 to 18MM	8.99	E



INLINE FUEL VALVE

- Ideal for use vehicles where an inline fuel petcock is necessary
- 142575 & 142576 are not recommended for engines over 300cc



142575	1/4" Fuel Line	15.99	E
142576	5/16" Fuel Line	16.99	E

FUEL VALVE

- Ideal for use on vehicles where an inline fuel petcock is necessary
- 142579 features 1/4 in. pipe thread on one end & a 1/4 in. barb on the other



142579	1/4 NPT x 1/4" Barb	14.99	E
--------	---------------------	-------	---


INLINE FUEL VALVE

- Ideal for use on vehicles where an inline fuel petcock is necessary
- Not recommended for engines over 200cc



142586	1/4" Barb x 5/16" Barb	9.50	E
--------	------------------------	------	---

STEEL O-CLIPS & PINCHER TOOL



O-clip pincer tool is available to install and remove the O-clips

670024	O-clip Pincer Tool	19.50	E
--------	--------------------	-------	---

- accessories
- body
- handlebar & grips
- cables & levers
- exhaust
- engine
- fuel & intake**
- electrical & ignition
- clutch
- drive
- bearings
- brakes
- steering & suspension
- tires
- tools & shop

FUEL & INTAKE



K&L PETCOCK REPAIR KITS

- Kit contains all necessary O-rings and diaphragms to rebuild one fuel petcock.
- Made in Japan.
- Note: Does not include plastic diaphragm spacer block.
- Sold in kits.
- Kawasaki and Yamaha Applications with an asterisk may require longer bolts.



- accessories
- body
- handlebar & grips
- cables & levers
- exhaust
- engine
- fuel & intake**
- electrical & ignition
- clutch
- drive
- bearings
- brakes
- steering & suspension
- tires
- tools & shop

MAKE/MODEL	YEAR	PART #	
KAWASAKI DUAL SPORT/OFF-ROAD			
KX65A1/A2/A3/A4/A5/A6	00-05	721199	16.95 G
KD80N1/N2/N3	88-90	721195	22.95 G
KX85A1/A2/A3/A4/A5*	01-05	721199	16.95 G
KX100C1/C2/C3	98-00	721199	16.95 G
KX100D1/D2/D3/D4/D5*	01-05	721199	16.95 G
KLX110	02-12	721200	11.95 G
F11/A/B-250 Enduro	73-75	721197	8.95 G
KX125	92-05	721199	16.95 G
KX125J1/J2/K1/K2/K3/K4/K5	92-98	721199	16.95 G
KX125L1/L2/L3/L4	99-02	721199	16.95 G
KX125M1/M2/M3	03-05	721671	9.95 G
KDX200C1/C2/C3	86-06	721196	22.95 G
KDX200E1-E6	89-94	721196	22.95 G
KDX200H1-H11, H6F	95-06	721196	22.95 G
KDX220A4-A12	97-05	721196	22.95 G
KDX250D1/D2/D3/D4	91-94	721196	22.95 G
KL250D1-D22, KLR250	85-05	721195	22.95 G
KLX250D2/D3/D4	94-96	721199	16.95 G
KLX250S/SF	08-10	723848	10.95 G
KX250J1/J2	92-93	721199	16.95 G
KX250K1/K2/K3/K4/K5	94-98	721199	16.95 G
KX250L1/L2/L3/L4	99-02	721199	16.95 G
KX250M1/M2	03-04	721671	9.95 G
KX250N1/N2, KX250F	04-05	721671	9.95 G
KX250R1/R6F/R7F	05-07	721671	9.95 G
KLX300 A2-A10	97-05	721199	16.95 G
KLX400SR	03-04	723849	35.95 A
KL600A1/B1/B2, KLR600	84-86	721195	22.95 G
KL650, KLR650	87-12	721198	33.95 G
KL650B2 Tengai KLR	90	721198	33.95 G
KLX650A1/A2/A3 Offroad	93-95	721196	22.95 G
KLX650D1 Offroad	96	721196	22.95 G
SUZUKI DUAL SPORT/OFF-ROAD			
DR250L/M/N/P Offroad	90-93	721199	16.95 G
DR250SEP/SER/SES Dual Sport	93-95	721201	33.95 G
RM-Z250K4/K5	04-05	721671	9.95 G
DR350L-X Offroad	90-99	721199	16.95 G
DR350SP-SW Dual Sport	93-99	721201	33.95 G
DRZ400S	00-12	723849	35.95 A
DRZ400SM Supermoto	05-09	723849	35.95 A

MAKE/MODEL	YEAR	PART #	
YAMAHA DUAL SPORT/OFF-ROAD			
PW80 Y-Zinger	93-06	721199	16.95 G
YZ85	93-11	721199	16.95 G
TT-R90N/P/R/S/ES/ET Offroad	01-05	721199	16.95 G
TT90RM/RMC Offroad	00	721199	16.95 G
TTR90	01-07	721199	16.95 G
RT100A Offroad	90	721199	16.95 G
RT100D/E/F/G/H/J/K/L/M	92-00	721199	16.95 G
TTR125 ALL	00-09	721199	16.95 G
YZ125D1/E1/F1/G1/H1/K1	92-06	721199	16.95 G
TW200 Trailway	91-11	721199	16.95 G
TT-R225N/NC/P/PC/R/RC/S/SC	01-04	721199	16.95 G
XT225D/DC-T/TC Serrow (Dual)	92-05	721199	16.95 G
TTR230	05-11	721199	16.95 G
TT-R250N/NC-T/TC	01-05	721199	16.95 G
TTR250	99-06	721199	16.95 G
WR250FN/FP/FR/FS	01-06	721199	16.95 G
WR250ZD Offroad	92-97	721199	16.95 G
YZ250E1/F1/G1/H1/J1/K1	93-98	721199	16.95 G
YZ250F	02-11	721199	16.95 G
YZ250L/M/N/P/R/S1/T	99-06	721199	16.95 G
XT350	94-00	721199	16.95 G
WR400FK/FL/FM Offroad 4-Stroke	98-00	721199	16.95 G
YZ400FK/FL Offroad 4-Stroke	98-99	721199	16.95 G
WR426FN/FP Offroad 4-Stroke	01-02	721199	16.95 G
YZ426FN/FP Offroad 4-Stroke	01-02	721199	16.95 G
WR450FR/FS	03-06	721199	16.95 G
YZ450FR/FS	03-06	721199	16.95 G
YZ450F	03-09	721199	16.95 G
WR500ZD/ZE	92-93	721199	16.95 G
XT600	90-94	721199	16.95 G

PLUNGER PRIMER KIT

- Includes plastic "T" fitting and 3 feet of fuel line
- Nickel/Chrome-plated brass primer body
- Made in USA



PK2256 23.95 L

PLUNGER PRIMER KIT WITH BRASS INLET

- Plunger type primer kit for engines with one or two Mikuni carburetors
- Includes brass inlet connector and 3 feet of fuel line
- Nickel/Chrome-plated brass body
- Made in USA



PK2266 24.95 L

BUTTON TYPE PRIMER KIT

- Rubber bulb-type primer kit
- Complete with filtered "T" fitting and primer hose
- Dash-mounted installation



PK2250 14.99 L

K&L AIR CUT OFF VALVES

Here's an inexpensive alternative to the costly OEM assembly. To prevent "afterburn" generated by a lean fuel mixture when closing the throttle, the air cut-off valve temporarily closes the slow-jet air passage, creating an instantly richer mixture. Included in these high quality kits are all parts necessary for a complete rebuild (diaphragm, spring and o-ring). Made in Japan.



MAKE/MODEL	YEAR	PART #		
HONDA				
CRF230F	03-09	721212	30.95	L
XL250S	78-79	721210	30.95	L
XL250S	80-81	721211	30.95	L
XL250R	82-83	721212	30.95	L
XR250	80	721211	30.95	L
XR250R	81-82	721211	30.95	L
XR250R	06-04	721212	30.95	L
XR350R	85	721212	30.95	L
XR500	79-80	721211	30.95	L
XR500R	81-82	721211	30.95	L
XL500S	79-81	721211	30.95	L
XL500R	82	721212	30.95	L
XR600R	88-00	721212	30.95	L
KAWASAKI				
KLX300R	97-07	721215	30.95	L
KLX400B1 (Offroad)	03	721215	30.95	L
KL600A1/B1/B2, KLR600	84-86	721215	30.95	L
KL650A1-A19, KLR650	87-05	721215	30.95	L
KL650B2/B3 Tengai, KLR650	90-91	721215	30.95	L
KLX650RA1/A2/A3/D1 (Offroad)	93-96	721215	30.95	L
KLX650C1-C4 (Dual Sport)	93-96	721215	30.95	L
KL650E, KLR650	08-12	721215	30.95	L

MAKE/MODEL	YEAR	PART #		
SUZUKI				
DR-Z400EY/EK1/EK2/EK3/EK4 Offroad w/ electric start	00-04	721215	30.95	L
DR-Z400Y/K1/K2 Offroad	00-02	721215	30.95	L
YAMAHA				
TT-R225 Offroad	99-04	721217	30.95	L
XT225 Serow Dualsport	92-00	721217	30.95	L
XT225 Dualsport	01-07	721217	30.95	L

K&L AIR CUT OFF VALVES OEM CROSS REFERENCE

OEM #	DESCRIPTION			
KAWASAKI				
43028-1053	Diaphragm - qty 1	721215	30.95	L
92081-1891	Spring - qty 1			
92055-1245	O-Ring ("U-Ring") - qty 1			
SUZUKI				
13480-38F00	Diaphragm - qty 1	721215	30.95	L
13486-15F00	Spring - qty 1			
13486-15F00	O-Ring ("U-Ring") - qty 1			
13480-29F00	Diaphragm - qty 1	721215	30.95	L
13481-29F00	Spring - qty 1			
13486-15F00	O-Ring ("U-Ring") - qty 1			
YAMAHA				
3LD-1490H-00	Diaphragm & Spring Set	721217	30.95	L
26H-1490H-00				
3LD-1490H-00	Diaphragm & Spring Set	721217	30.95	L
26H-1490H-00				

- accessories
- body
- handlebar & grips
- cables & levers
- exhaust
- engine
- fuel & intake
- electrical & ignition
- clutch
- drive
- bearings
- brakes
- steering & suspension
- tires
- tools & shop

FUEL & INTAKE

K&L CARBURETOR REPAIR KITS

Each kit contains all necessary gaskets, o-rings, float valve assembly or float needle and jets to rebuild one OEM carburetor body. Made in Japan. **Carb repair kits with an asterisk (*) have no needle jet, jet needle, main jets or pilot jets in kit. IMPORTANT NOTE:** Many kits have multiple applications - the jets and jet needles provided may not be the right sizes for your application. **Always check and verify all jet sizes before installation.**



MAKE/MODEL	YEAR	PART #	
HONDA			
Z-50A/AK1/AK2	68-71	721073	30.95 L
XR75K1/K2	73-75	721074	30.95 L
CT90K0	66-68	721075	30.95 L
CR80R	96-02	723886	33.95 L
CR85R/CR85R "EXPERT"	03-04	723879	33.95 L
CR85R/CR85R "EXPERT"	05-07	723880	33.95 L
XR400R	96-97	723884	71.95 L
XR400R	98-04	723885	71.95 L
KAWASAKI			
KX80L3/N3 "Big Wheel"	91-97	723881	33.95 L
KX80W1-W3 "Big Wheel"	98-00	723882	33.95 L
KLX125A/B	03-05	721764	31.95 L
KLX250D, KLX250R*	94-96	721155	31.95 L
KL250, KLR250*	85-05	721155	31.95 L
KLX250S*	06-07	721155	31.95 L
KLX250S*	09-10	721155	31.95 L
KLX250SF*	09-10	721155	31.95 L
KLX300A2-A10, KLX300R*	97-05	721155	31.95 L
KTM			
85 SX	03-11	723871	33.95 L
125 SX	98-00	723874	59.95 L
125 SMXC/EXCX	98-04	723874	59.95 L
200 SMXC/EXCX	02-04	723874	59.95 L
250 SX	03-06	723876	59.95 L
250 XC/XC-W	06	723876	59.95 L
300 MXC/XC/XC-W	04-06	723878	59.95 L

MAKE/MODEL	YEAR	PART #	
SUZUKI			
DR-Z125	03-05	721764	31.95 L
RM125E/F/G*	84-86	721092	18.95 L
RM125K/L/M/N/P*	89-93	721107	22.95 L
RM250K/L/M/N*	89-92	721107	22.95 L
RMX250K/L/M/N*	89-92	721107	22.95 L
DR250S* Dual Sport	90-93	721758	31.95 L
DR250SE* Dual Sport	94-95	721758	31.95 L
DR350S* Dual Sport	90-93	721758	31.95 L
DR350SE* Dual Sport	94-99	721758	31.95 L
DR350 Calif (E33)	97-99	721758	31.95 L
YAMAHA			
YZ85	02-11	723883	33.95 L
TT125RM/RMC**	00	721764	31.95 L
TT-R125**	00-05	721764	31.95 L
YZ125W/A/B/D1/E1*	89-93	721107	22.95 L
TTR225*	99-04	721771	23.95 L
XT225 SEROW*	92-00	721771	23.95 L
XT225*	01-07	721771	23.95 L
WR250ZB*	91	721107	22.95 L
YZ250W*	89-93	721107	22.95 L



ALL BALLS RACING CARBURETOR REBUILD KIT

Contains all the seals, springs, and valves to completely rebuild your stock carburetor.

MODEL	YEARS	MFG #	CARBURETOR KIT, COMPLETE	
HONDA				
CRF50F	04 - 15	26-1200	133798	36.05 L
XR50R	00 - 03	26-1200	133798	36.05 L
Z-50R	92 - 99	26-1200	133798	36.05 L
CRF70F	04 - 05	26-1203	133800	33.20 L
CRF70F	06 - 12	26-1202	133799	33.20 L
XR70R	97 - 03	26-1203	133800	33.20 L
CR80R	86 - 95	26-1257	133804	32.95 L
CR80R	96 - 02	26-1247	133803	32.95 L
CR80RB	97 - 02	26-1247	133803	32.95 L
CRF80F	04 - 13	26-1197	133797	33.20 L
XR80R	86 - 03	26-1197	133797	33.20 L
CR85R/RB	03 - 04	26-1316	133841	28.45 L
CR85R/RB	05 - 07	26-1195	133796	27.95 L
CRF100F	04 - 13	26-1190	133791	31.30 L
XR100R	87 - 00	26-1002	133705	36.05 L

MODEL	YEARS	MFG #	CARBURETOR KIT, COMPLETE	
HONDA CONTINUED				
XR100R	01 - 03	26-1190	133791	31.30 L
CR125R	98	26-1188	133789	32.95 L
CR125R	99	26-1186	133787	32.95 L
CR125R	00	26-1185	133786	27.95 L
CR125R	01	26-1184	133785	27.95 L
CR125R	02	26-1183	133784	27.95 L
CR125R	03	26-1182	133783	27.95 L
CR125R	04	26-1181	133782	38.90 L
CR125R	05 - 07	26-1180	133781	38.90 L
CRF125F	14 - 16	26-1179	133780	32.95 L
CRF150F	03 - 16	26-1005	133706	28.52 L
CRF150R/RB	07	26-1474	133885	52.95 L
CRF150R/RB	08 - 09	26-1001	133704	52.95 L
CRF150R/RB	12 - 16	26-1500	133900	57.95 L
XR200R	98 - 02	26-1499	133899	31.30 L
CRF230F	03 - 16	26-1173	133774	23.70 L
CRF230L	08 - 09	26-1178	133779	23.70 L

ALL BALLS RACING CARBURETOR REBUILD KIT

MODEL	YEARS	MFG #	CARBURETOR KIT, COMPLETE		
HONDA CONTINUED					
CRF230M	09	26-1178	133779	23.70	L
CR250R	90 - 95	26-1170	133773	32.95	L
CR250R	99	26-1167	133772	24.95	L
CR250R	00	26-1166	133771	23.70	L
CR250R	01	26-1413	133863	27.95	L
CR250R	02	26-1165	133770	27.95	L
CR250R	03	26-1164	133769	27.95	L
CR250R	04	26-1163	133768	38.90	L
CR250R	05 - 07	26-1162	133767	38.90	L
CRF250R	04	26-1328	133845	38.95	L
CRF250R	05	26-1006	133707	38.95	L
CRF250R	06	26-1087	133708	39.95	L
CRF250R	07	26-1141	133748	39.95	L
CRF250R	08	26-1442	133869	39.95	L
CRF250R	09	26-1235	133802	52.95	L
CRF250X	04 - 06	26-1457	133873	40.95	L
CRF250X	07	26-1475	133886	52.95	L
CRF250X	08 - 15	26-1476	133887	52.95	L
XR250R	96 - 04	26-1161	133766	24.95	L
XR400R	98 - 04	26-1160	133765	38.90	L
CRF450R	02	26-1460	133876	38.95	L
CRF450R	03	26-1461	133877	40.95	L
CRF450R	04	26-1462	133878	38.95	L
CRF450R	05 - 06	26-1465	133880	38.95	L
CRF450R	07 - 08	26-1459	133875	38.95	L
CRF450X	05 - 06	26-1470	133882	41.95	L
CRF450X	07	26-1472	133883	41.95	L
CRF450X	08 - 15	26-1473	133884	41.95	L
CR500R	90 - 01	26-1159	133764	32.95	L
XR600R	89 - 90	26-1158	133763	35.95	L
XR600R	91 - 00	26-1157	133762	35.95	L
XR650L	93 - 15	26-1156	133761	29.40	L
XR650R	00 - 06	26-1358	133847	32.95	L
KAWASAKI					
KDX50	03 - 06	26-1393	133848	32.95	L
KX60	88 - 03	26-1118	133728	18.33	L
KX65	02 - 15	26-1108	133718	40.80	L
KX80	90 - 97	26-1394	133849	32.95	L
KX80	98 - 00	26-1395	133850	32.95	L
KX80 BIG WHEEL	92 - 94	26-1394	133849	32.95	L
KX85	01 - 13	26-1396	133851	28.45	L
KX85	14 - 15	26-1397	133852	32.95	L
KX100	95 - 97	26-1394	133849	32.95	L
KX100	98 - 00	26-1398	133853	32.95	L
KX100	01 - 13	26-1401	133854	32.95	L
KX100	14 - 15	26-1402	133855	32.95	L
KLX110	02 - 05	26-1403	133856	40.80	L
KLX110	06 - 16	26-1404	133857	45.55	L
KLX110L	10 - 16	26-1404	133857	45.55	L
KLX125	03 - 06	26-1406	133858	32.95	L
KLX125L	03 - 06	26-1406	133858	32.95	L
KX125	99	26-1409	133859	32.95	L
KX125	01	26-1410	133860	32.95	L
KX125	02	26-1509	133904	32.95	L
KX125	03 - 04	26-1502	133901	33.95	L
KX125	05	26-1503	133902	33.95	L
KLX140	08 - 16	26-1411	133861	32.95	L
KLX140L	08 - 16	26-1411	133861	32.95	L
KDX200	95 - 06	26-1412	133862	32.95	L
KDX220	97 - 05	26-1478	133888	32.95	L
KL250 SUPER					
SHERPA	00 - 10	26-1415	133864	38.95	L
KLR250	87 - 05	26-1417	133865	37.95	L

MODEL	YEARS	MFG #	CARBURETOR KIT, COMPLETE		
HONDA CONTINUED					
KLX250S	06 - 14	26-1419	133866	37.95	L
KLX250SF	09 - 10	26-1419	133866	37.95	L
KX250	00	26-1134	133742	24.95	L
KX250	01	26-1137	133745	24.95	L
KX250	03	26-1136	133744	24.95	L
KX250	04	26-1135	133743	24.95	L
KX250	05 - 07	26-1134	133742	24.95	L
KX250F	04 - 05	26-1458	133874	38.95	L
KX250F	06	26-1456	133872	37.00	L
KX250F	07 - 10	26-1455	133871	38.95	L
KLX300(R)	97 - 07	26-1133	133741	35.95	L
KLX400SR	03 - 04	26-1107	133717	39.85	L
KLX450R	08 - 09	26-1505	133903	57.95	L
KX450F	06 - 08	26-1106	133716	38.95	L
KX500	90 - 92	26-1103	133713	32.95	L
KX500	96 - 04	26-1102	133712	32.95	L
KL650 A (KLR)	87 - 07	26-1099	133709	27.50	L
KL650 B (KLR)	90 - 91	26-1099	133709	27.50	L
KL650 E (KLR)	08 - 09	26-1100	133710	29.40	L
KLX650R	93 - 96	26-1101	133711	32.95	L
SUZUKI					
JR50	78 - 99	26-1120	133730	25.95	L
JR50	00 - 06	26-1119	133729	25.95	L
RM60	03	26-1118	133728	18.33	L
RM65	03 - 05	26-1108	133718	40.80	L
DR-Z 70	08 - 09	26-1117	133727	32.95	L
DS80	83 - 00	26-1116	133726	32.95	L
JR80	01 - 04	26-1116	133726	32.95	L
RM80	86 - 95	26-1115	133725	27.95	L
RM80	96 - 01	26-1114	133724	27.95	L
RM85	02 - 04	26-1113	133723	24.65	L
RM85	05 - 12	26-1109	133719	27.95	L
RM85L	03 - 04	26-1113	133723	24.65	L
RM85L	05 - 12	26-1109	133719	27.95	L
DRZ110	03 - 05	26-1112	133722	40.80	L
DR-Z125	03 - 14	26-1110	133720	45.55	L
DR-Z125L	03 - 14	26-1110	133720	45.55	L
RM125	98	26-1497	133897	32.95	L
RM125	99	26-1127	133736	27.95	L
RM125	00	26-1126	133735	32.95	L
RM125	01	26-1125	133734	32.95	L
RM125	02	26-1495	133895	27.50	L
RM125	03	26-1124	133733	32.95	L
RM125	04	26-1123	133732	32.95	L
RM125	05 - 06	26-1489	133889	32.95	L
RM125	07 - 08	26-1122	133731	35.46	L
DR200 SE	96 - 09	26-1128	133737	35.95	L
DRZ250 NON CA MODELS PUMPER CARB	01 - 07	26-1129	133738	37.95	L
RM250	93	26-1194	133795	27.95	L
RM250	94	26-1193	133794	27.95	L
RM250	96	26-1192	133793	27.95	L
RM250	97	26-1191	133792	27.95	L
RM250	98	26-1189	133790	27.95	L
RM250	99	26-1187	133788	32.95	L
RM250	00	26-1177	133778	32.95	L
RM250	01	26-1176	133777	27.95	L
RM250	02	26-1175	133776	27.95	L
RM250	03	26-1174	133775	27.95	L
RM250	04 - 08	26-1131	133740	32.95	L
RMZ250	04 - 06	26-1490	133890	38.95	L
RMZ250	07	26-1491	133891	40.95	L
RMZ250	08 - 09	26-1492	133892	38.90	L

- accessories
- body
- handlebar & grips
- cables & levers
- exhaust
- engine
- fuel & intake**
- electrical & ignition
- clutch
- drive
- bearings
- brakes
- steering & suspension
- tires
- tools & shop

ALL BALLS RACING CARBURETOR REBUILD KIT

- accessories
- body
- handlebar & grips
- cables & levers
- exhaust
- engine
- fuel & intake**
- electrical & ignition
- clutch
- drive
- bearings
- brakes
- steering & suspension
- tires
- tools & shop

MODEL	YEARS	MFG #	CARBURETOR KIT, COMPLETE		
SUZUKI CONTINUED					
DR350	90 - 91	26-1493	133893	35.95	L
DR350	92 - 93	26-1494	133894	37.95	L
DR350	94 - 99	26-1496	133896	37.95	L
DR350SE	93 - 99	26-1130	133739	39.95	L
DRZ400E CA MODEL CV CARB	04 - 07	26-1265	133805	39.95	L
DRZ400E NON CA MODELS PUMPER CARB	04 - 06	26-1498	133898	56.39	L
DRZ400K	00 - 03	26-1498	133898	56.39	L
DRZ400S	00 - 14	26-1107	133717	39.85	L
DRZ400SM	05 - 14	26-1107	133717	39.85	L
RMZ450	05 - 06	26-1466	133881	40.95	L
RMZ450	07	26-1464	133879	40.95	L
DR650SE	92 - 93	26-1111	133721	37.95	L
DR650SE	94 - 95	26-1105	133715	37.95	L
DR650SE	96 - 14	26-1104	133714	37.95	L
YAMAHA					
PW50	81 - 15	26-1304	133832	37.95	L
TTR50	06 - 15	26-1306	133833	27.95	L
PW80	83 - 06	26-1139	133746	30.35	L
YZ80	86 - 92	26-1335	133846	36.95	L
YZ80	93 - 95	26-1308	133835	36.95	L
YZ80	98 - 00	26-1307	133834	24.65	L
YZ85	02 - 16	26-1140	133747	35.10	L
TTR90	00 - 05	26-1143	133750	27.95	L
TTR90	06 - 07	26-1142	133749	27.95	L
TTR110	08 - 16	26-1144	133751	27.95	L
TTR125 DRUM BRAKE	00 - 05	26-1312	133838	43.65	L
TTR125 DRUM BRAKE	06 - 07	26-1311	133837	32.95	L
TTR125 DRUM BRAKE	08 - 09	26-1309	133836	32.95	L
TTR125L DISC BRAKE	00 - 05	26-1312	133838	43.65	L
TTR125L DISC BRAKE	06 - 07	26-1311	133837	32.95	L
TTR125L DISC BRAKE	08 - 15	26-1309	133836	32.95	L
YZ125	01	26-1151	133756	35.95	L
YZ125	02	26-1150	133755	28.95	L
YZ125	03 - 04	26-1148	133754	28.95	L
YZ125	05 - 11	26-1146	133753	34.15	L
YZ125	12 - 16	26-1145	133752	32.95	L
RT180	90 - 98	26-1313	133839	38.95	L

MODEL	YEARS	MFG #	CARBURETOR KIT, COMPLETE		
YAMAHA CONTINUED					
TW200 TRAILWAY	87 - 00	26-1314	133840	37.95	L
TW200 TRAILWAY	01 - 15	26-1152	133757	37.95	L
TTR225	99 - 00	26-1153	133758	38.90	L
TTR225	01 - 02	26-1155	133760	38.90	L
TTR225	03 - 04	26-1153	133758	38.90	L
XT225	92 - 00	26-1155	133760	38.90	L
XT225	01 - 07	26-1154	133759	39.85	L
TTR230	05 - 15	26-1322	133842	47.45	L
TTR250	99 - 06	26-1298	133826	38.90	L
WR250	92 - 94	26-1297	133825	35.95	L
WR250	95 - 97	26-1296	133824	35.95	L
WR250F	01	26-1303	133831	52.95	L
WR250F	02	26-1302	133830	52.95	L
WR250F	03	26-1301	133829	52.95	L
WR250F	04	26-1300	133828	52.95	L
WR250F	05	26-1299	133827	47.95	L
WR250F	06 - 13	26-1294	133823	51.67	L
XT250	08 - 12	26-1292	133822	39.85	L
YZ250	97	26-1291	133821	35.95	L
YZ250	00	26-1280	133817	29.40	L
YZ250	01 - 16	26-1205	133801	29.40	L
YZ250F	01 - 02	26-1287	133820	41.95	L
YZ250F	03	26-1285	133819	39.95	L
YZ250F	04	26-1282	133818	39.95	L
YZ250F	05 - 07	26-1278	133816	39.95	L
YZ250F	08 - 09	26-1275	133815	39.95	L
YZ250F	10 - 11	26-1274	133814	52.95	L
YZ250F	12 - 13	26-1273	133813	52.95	L
YZ250X	16	26-1205	133801	29.40	L
WR400F	98 - 99	26-1324	133844	57.95	L
WR400F	00	26-1323	133843	57.95	L
YZ400F	98 - 99	26-1443	133870	58.95	L
WR426F	01 - 02	26-1441	133868	58.95	L
YZ426F	00 - 02	26-1439	133867	40.95	L
WR450F	03	26-1269	133809	56.67	L
WR450F	04	26-1268	133808	56.67	L
WR450F	05 - 06	26-1267	133807	44.60	L
WR450F	07 - 11	26-1266	133806	37.00	L
YZ450F	03 - 04	26-1272	133812	38.95	L
YZ450F	05 - 06	26-1271	133811	39.95	L
YZ450F	07 - 09	26-1270	133810	39.95	L

PSYCHIC MX® CARBURETOR REBUILD KITS

Restore like-new performance to a faulty carburetor with a complete Psychic carb rebuild kit. Kit includes all the parts you need: Gaskets, Jets, O-Rings, and a Needle Valve.



MODEL	YEAR	CARB REBUILD KIT	
HONDA			
XR50R	00-03	679158	23.95 L
CRF50F	04-05	679158	23.95 L
CRF50F	06-14	679159	23.95 L
CRF70F	06-12	679160	25.95 L
XR70R	00-03	679161	21.95 L
CRF70F	04-05	679161	21.95 L
XR80R	00-03	679162	21.95 L
CRF80F	04-05	679162	21.95 L
CRF80F	06-13	679163	25.95 L
CR80R	96-02	679164	18.95 L
CR80RB EXPERT	96-02	679164	18.95 L
CR85R	06-07	679249	21.95 L
CR85R	03-05	679164	18.95 L
CR85RB EXPERT	03-05	679164	18.95 L
XR100R	00-03	679165	23.95 L
CRF100F	04-05	679166	23.95 L
CRF100F	06-13	679167	20.95 L
CR125R	00-01	679168	17.95 L
CR125R	02-03	679169	17.95 L
CR125R	04-07	679170	25.95 L
CRF150F	06-14	679171	20.95 L
XR200R	86-97	679172	20.95 L
XR200R	98-02	679173	20.95 L
CRF230F	03-05	679174	24.95 L
CRF230F	06-14	679175	15.95 L
CRF230L/M	08-09	679176	15.95 L
CR250R	99-00	679177	15.95 L
CR250R	01-03	679178	17.95 L
CR250R	04-07	679179	25.95 L
CRF250R	04	679180	23.95 L
CRF250R	05	679181	23.95 L
CRF250R	06	679183	24.95 L
CRF250R	07-08	679182	24.95 L
CRF250X	04-06	679184	25.95 L
XR250R	86-95	679185	15.95 L
XR250R	96-04	679186	20.95 L
XR400R	98-04	679187	25.95 L
CRF450R	02-04	679188	23.95 L
CRF450R	05-06	679189	26.95 L
CRF450R	07-08	679190	23.95 L
CRF450X	05-06	679191	25.95 L
CRF450X	07-12	679192	25.95 L
XR650R	00-06	679193	21.95 L
KAWASAKI			
KX65	02-14	679194	26.95 L
KX85	01-05	679195	18.95 L
KLX110R	06-09	679196	29.95 L
KLX110R	02-05	679203	31.95 L
KX125	01-02	679197	15.95 L
KX125	03-04	679198	20.95 L
KX250	00-04	679199	19.95 L
KLX250S	09-14	679204	24.95 L
KX250F	04-08	679200	23.95 L
KLR650	87-07	679201	21.95 L
KLR650	08-10	679202	22.95 L

MODEL	YEAR	CARB REBUILD KIT	
KTM			
250 SX-F	05-10	679205	31.95 L
250 XC-F	07-09	679205	31.95 L
250 XCF-W	07-09	679205	31.95 L
450 EXC	09-10	679206	32.95 L
450 SX-F	07-09	679206	32.95 L
450 XC-W	07-09	679206	32.95 L
525 EXC 4T	06-07	679206	32.95 L
525 XC-W	07	679206	32.95 L
530 EXC	09-10	679206	32.95 L
SUZUKI			
RM85	02-06	679207	15.95 L
RM85L	03-06	679207	15.95 L
RM125	01-06	679208	17.95 L
DR-Z125	03-09	679209	29.95 L
DR200SE	96-13	679210	26.95 L
RM250	01-06	679211	17.95 L
RM-Z250	05-06	679200	23.95 L
RM-Z250	07-08	679212	25.95 L
DR350SE	94-99	679213	23.95 L
DR-Z400S	00-09	679214	25.95 L
RM-Z450	05-07	679215	25.95 L
DR650SE	96-09	679216	29.95 L
XR650L	93-09	679217	18.95 L
YAMAHA			
PW50	03-06	679218	24.95 L
TT-R50E	06-13	679219	31.95 L
YZ80	97-01	679220	15.95 L
PW80	91-06	679221	19.95 L
YZ85	02-04	679222	15.95 L
YZ85	06-09	679223	22.95 L
TT-R90	00-05	679224	25.95 L
TT-R90R	06-07	679225	29.95 L
TT-R125E/L/LE	06-07	679247	34.95 L
TT-R125	00-05	679226	33.95 L
YZ125	99-00	679227	17.95 L
YZ125	02-04	679228	21.95 L
YZ125	05-09	679229	21.95 L
TW200	87-00	679230	24.95 L
TW200	01-13	679231	21.95 L
TT-R225	00-04	679232	29.95 L
XT225	92-07	679233	25.95 L
XT225	92-00	679232	29.95 L
TT-R230	05-09	679248	30.95 L
YZ250	00-01	679234	18.95 L
YZ250	02-04	679235	18.95 L
YZ250	07-08	679236	22.95 L
YZ250F	01-02	679237	25.95 L
YZ250F	03-06	679238	24.95 L
YZ250F	07-08	679239	24.95 L
XT250	08-12	679240	24.95 L
WR250F	05-09	679244	29.95 L
YZ426F	00-02	679241	25.95 L
YZ450F	03-04	679242	28.95 L
YZ450F	05-09	679243	24.95 L
WR450F	05-06	679245	28.95 L
WR450F	07-09	679246	28.95 L

- accessories
- body
- handlebar & grips
- cables & levers
- exhaust
- engine
- fuel & intake**
- electrical & ignition
- clutch
- drive
- bearings
- brakes
- steering & suspension
- tires
- tools & shop



CARBURETOR REPAIR KITS



Complete kits to rebuild O.E. carburetors. Each kit contain all necessary parts, such as: jet needles, main and slow jets, float chamber gaskets, and float valves.

- accessories
- body
- handlebar & grips
- cables & levers
- exhaust
- engine
- fuel & intake**
- electrical & ignition
- clutch
- drive
- bearings
- brakes
- steering & suspension
- tires
- tools & shop

MODEL	YEAR	CARBURETOR REPAIR KITS	
HONDA			
CRF50F	04-05	902154	36.70 H
XR50R	00-03	902154	36.70 H
Z50R	88-99	902154	36.70 H
CRF50F	06-16	902310	30.50 H
CRF70F	04-05	902155	34.00 H
XR70R	97-03	902155	34.00 H
CRF70F	06-12	902311	32.50 H
CR80R	96-02	902140	28.60 H
CR85R	03-04	902140	28.60 H
CRF80F	04-05	902156	34.00 H
XR80R	87-03	902156	34.00 H
CRF80F	06-12	902312	33.00 H
CR85R	05-07	902145	34.50 H
CRF100F	04-05	902157	36.70 H
XR100R	01-03	902157	36.70 H
XR100R	85-00	902407	34.00 H
CRF100F	06-12	902313	31.00 H
CR125R	00-01	902141	26.30 H
CR125R	02-03	902142	26.30 H
CR125R	04-07	902146	39.10 H
CRF150F	03-05	902158	36.20 H
CRF150F	06-12	902314	32.00 H
CRF150R	07-09	902420	40.60 H
XR200R	86-97	902315	31.50 H
XR200R	98-02	902316	31.00 H
CRF230F	03-05	902159	38.50 H
CRF230F	06-12	902317	23.50 H
CRF230L	08-09	902318	23.50 H
CR250R	99-00	902143	24.00 H
CR250R	01-03	902144	26.30 H
CR250R	04-07	902147	39.10 H
CRF250R	4	902148	37.60 H
CRF250R	5	902149	37.60 H
CRF250R	6	902354	37.80 H
CRF250R	07-08	902150	38.70 H
CRF250X	04-06	902351	39.10 H
CRF250X	07-12	902421	44.20 H
XR250R	86-95	902319	23.50 H
XR250R	96-04	902320	23.50 H
XR400R	98-04	902160	39.40 H
CRF450R	02-04	902151	37.90 H
CRF450R	05-06	902152	37.90 H
CRF450R	07-08	902153	37.90 H
CRF450X	05-06	902352	40.00 H
CRF450X	07-09	902353	40.00 H
XR600R	92-00	902408	38.00 H
XR650R	00-06	902161	34.40 H
XR650L	93-12	902355	29.10 H
KAWASAKI			
KX65	02-09	902169	40.80 H
KX85	01-13	902162	28.90 H
KLX110	02-05	902356	41.10 H
KLX110	06-09	902170	44.70 H
KX125	01-02	902163	24.60 H
KX125	03-05	902164	32.10 H

MODEL	YEAR	CARBURETOR REPAIR KITS	
KAWASAKI CONTINUED			
KLX140/L	08-16	902422	43.10 H
KLX250S/SF	09-12	902321	38.00 H
KX250	00-04	902165	23.30 H
KX250F	04-08	902167	37.40 H
KX450F	06-08	902168	37.40 H
KLR650	87-07	902357	28.20 H
KLR650	08-15	902358	29.10 H
KTM			
250SX-F	05-10	902196	48.50 H
250SXS-F	06-08	902196	48.50 H
250XC-F	07-09	902196	48.50 H
250XCF-W	06-11	902196	48.50 H
400EXC-G	6	902197	49.50 H
400XC-W	07-10	902197	49.50 H
450EXC/EXC-G (06-11)		902197	49.50 H
450EXC-R	8	902197	49.50 H
450SMR	06-09, 12	902197	49.50 H
450SX/SX-F	06-12	902197	49.50 H
450SXS-F	07-08	902197	49.50 H
450XC/XC-F	07-09	902197	49.50 H
450XC-G/XC-W (06-11)		902197	49.50 H
450XCR-W	8	902197	49.50 H
505SX-F	8	902197	49.50 H
505XC-F	08-09	902197	49.50 H
525EXC/EXC-G (06-07)		902197	49.50 H
525SX	6	902197	49.50 H
525XC/XC-W	7	902197	49.50 H
530EXC/EXC-R (08-11)		902197	49.50 H
530XC-W	09-11	902197	49.50 H
530XCR-W	8	902197	49.50 H
540SXS	6	902197	49.50 H
250XC/XC-W	06-14	902423	39.50 H
300XC-W	06-07	902423	39.50 H
300XC-W	11-14	902423	39.50 H
400EXC	04-05	902424	45.70 H
450EXC-G	03-05	902424	45.70 H
450MXC-G	03-05	902424	45.70 H
525EXC-G	03-05	902424	45.70 H
525MXC-G	03-05	902424	45.70 H
450SX/SXS	03-05	902425	45.70 H
525SMR	5	902425	45.70 H
525SX	03-05	902425	45.70 H
540SXS	03-05	902425	45.70 H

MODEL	YEAR	CARBURETOR REPAIR KITS	
SUZUKI			
RM85	02-08	902171	25.10 H
DR-Z125/125L	03-09	902176	44.70 H
RM125	01-04	902172	28.20 H
DR200SE	96-09	902322	40.00 H
RM250	01-06	902173	27.10 H
RM-Z250	05-06	902167	37.40 H
RM-Z250	07-09	902174	39.00 H
DR350SE	94-99	902323	37.20 H
DR-Z400S	00-15	902359	40.00 H
RM-Z450	05-07	902175	38.90 H
DR650SE	96-14	902360	36.90 H
YAMAHA			
PW50	85-06	902192	38.50 H
PW50	08-15	902426	37.50 H
TT-R50E	06-09	902193	44.30 H
TTR50E	12-15	902427	37.50 H
PW80	91-06	902324	30.50 H
YZ80	97-01	902177	24.50 H
YZ85	02-05	902178	24.90 H
YZ85	06-08	902183	35.70 H
TT-R90	00-05	902325	39.00 H
TT-R90E	06-07	902361	39.00 H
TTR110E	08-16	902428	45.70 H
TT-R125	00-05	902326	43.00 H
TT-R125/125L	06-07	902194	52.10 H
TTR125/E/L/LE	08-15	902429	48.30 H
YZ125	99-00	902179	26.60 H
YZ125		902409	27.00 H
YZ125	02-04	902180	27.90 H
YZ125	05-08	902184	34.20 H
TW200	87-00	902327	37.50 H
TW200	01-15	902328	33.00 H
TT-R225	00-04	902362	39.50 H
XT225	92-00	902362	39.50 H
XT225	01-07	902329	39.50 H
TT-R230	05-15	902195	46.40 H
WR250F	05-09	902331	44.00 H
XT250	08-12	902330	37.50 H
YZ250	00-01	902181	29.80 H
YZ250	02-06	902182	29.80 H
YZ250	07-08	902185	35.80 H
YZ250F	01-02	902186	40.50 H
YZ250F	03-06	902187	38.40 H
YZ250F	07-08	902188	38.40 H
YZ400F	98-99	902410	43.00 H
YZ426F	00-02	902189	39.00 H
WR450F	05-06	902332	44.70 H
WR450F	07-09	902333	44.70 H
YZ450F	03-04	902190	36.90 H
YZ450F	05-08	902191	38.40 H

FUNNELS

- Heavy duty USA made
- Polyethylene construction
- Fine mesh brass screen

1 Pint	PT526	2.99	G
2 Quart	PT493	3.99	G
Fill All	PT520	5.39	G



2 QUART PLASTIC FUNNEL

- Rugged, corrosion resistant all purpose funnel
- Complete with fine mesh straining screen and handy hanging tab
- Capacity indicates what the funnel will hold when the outlet is blocked


W54276 3.60 L



ALL PURPOSE FUNNELS



1/2 Pint
W4007 1.00 L



1 Pint
W4015 1.30 L



1 Quart
W4064 2.95 L



18 in.
W40340 3.60 L

BATTERY SIPHON PUMP

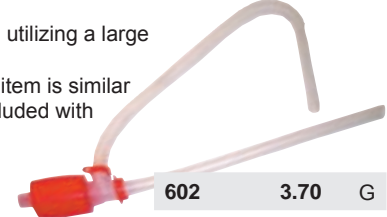


- Convenience and quick fill time makes this a tremendously popular item
- Powered by two "D cell" batteries (not included)
- NOT FOR USE WITH GASOLINE

601 13.85 G

MANUAL SIPHON PUMP

- Easy to operate utilizing a large ball type siphon
- This top quality item is similar to the pump included with new heaters



602 3.70 G

SYTHON HOSE

- Siphon liquids fast with the Sython Hose!
- Just shake to start the transfer
- 6 ft. hose

62-07030 12.95 L



STA-DRI FUEL DRYER NOW IN PROTECTIVE TUBE!

- Don't let water contaminated fuel ruin an engine or freeze up a fuel line
- Stop water problems by trapping it inside the Sta-Dri water cell before it enters your fuel system
- 1" X 9" nylon bag in tube
- Bag can be dried and reused
- Bag weighted to stay at bottom of tank

STD100 11.95 G



PLASTIC MEASURING CONTAINER

- Perfect for mixing and measuring gas and oil
- 2 sizes available

500 ml, 17 oz 62-12061 5.95 L
250 ml, 8.5 oz 62-12062 4.95 L



RATIO-RITE PERFECT GAS/OIL MIXTURE MEASURING CUP

- Get a perfect mix every time
- Fill your polypropylene Ratio-Rite to the precalibrated ratio mark and pour into gas
- Ratios are from 16:1 to 44:1 for 1, 1-1/2, 2, 2-1/2 gal.
- Calibrations also include oz., cc's, and pints on the opposite side for transmission oil, for oil, etc.
- Total capacity is 24 oz.

RR100 6.15 L



REPLACEMENT LID FOR RR100

- Sold separately
- Seals the cup from dirt and spillage
- Lid can be attached to cup handle to keep from being misplaced

RR105 2.55 L



- accessories
- body
- handlebar & grips
- cables & levers
- exhaust
- engine
- fuel & intake**
- electrical & ignition
- clutch
- drive
- bearings
- brakes
- steering & suspension
- tires
- tools & shop



REMOVES WATER FROM FUEL

The Fuel Filter Funnel by Mr. Funnel is a heavy-duty, anti-static, and fast flow funnel with built-in filter technology. When fuel is poured through the Fuel Filter Funnel, water and debris will not pass through the filter's fluoropolymer-coated stainless steel filter. Only filtered fuel flows through to your engine, improving its efficiency, durability, and proper operation. The sump area collects the deflected water and debris for proper disposal. The Fuel Filter Funnel by Mr. Funnel will filter gasoline, diesel, heating oil, kerosene and 2-cycle mixed gas.



What Model Do I Need?

The Mr. Funnel Fuel Filter comes in four different fast-flow models (See below). Models differ mainly on flow rate. If your need is to transfer five gallons or less of fuel, then the F1 and F3 are for you. If you are transferring more than 5 gallons, then the F8 and F15 are right for you. Our F15 is our fastest flow model at up to 15 gallons per minute! This model can also be used at a fuel pump. Get your Mr. Funnel Fuel Filter today, and keep your engine running smooth!



MODEL: F1
for transferring five gallons or less of fuel
Height: 6"
Diameter: 3.5"
Flow Rate: 2.5 gpm

232000 19.55 B



MODEL: F3
for transferring five gallons or less of fuel
Height: 8.75"
Diameter: 5.5"
Flow Rate: 3.5 gpm

232001 25.75 B

Flexible Spout Extension
for use with 232001 funnel only



232004 6.15 B



MODEL: F8
for transferring more than five gallons of fuel
Height: 10"
Diameter: 8.5"
Flow Rate: 5.0 gpm

232002 37.05 B



Our fastest flow model, this model can also be used at a fuel pump.

MODEL: F15
for transferring more than five gallons of fuel
Height: 10"
Diameter: 8.5"
Flow Rate: 12 gpm

232003 70.00 B



MODEL: F1NC
medium non-conductive

portable fuel filter
Height: 9"
Diameter: 5.5"
Flow Rate: 3.5 gpm

232023 11.95 G



MODEL: F3NC
small non-conductive

portable fuel filter
Height: 6"
Diameter: 3.5"
Flow Rate: 2.5 gpm

232024 15.95 G

ELECTRICAL & IGNITION





Not all snowmobiles have an electric start, but if you're lucky enough to own a model that does, you want it to start when you push that button. **So does the manufacturer, and that's why they choose Yuasa.**

Some of Yuasa's most heavy-duty batteries live under the hoods of some of the biggest, and fastest, snow machines in the country. Just ask Arctic Cat, Bombardier (Ski-Doo), Kawasaki, Polaris and Yamaha...

They demand the best, and that's why they overwhelmingly choose Yuasa, So should you!

MAINTENANCE FREE HIGH PERFORMANCE

If high power is top priority in a replacement battery, look to Yuasa's High Performance Maintenance Free batteries. Yuasa means more power, less maintenance and longer life. Yuasa's High Performance Maintenance Free batteries are your best choice for motorcycles, utility vehicles, scooters, ATVs, riding mowers, personal watercraft and snowmobiles.

ALL OF THE FEATURES OF A STANDARD MAINTENANCE FREE **PLUS**

Increased Power – Up to 30% more cranking amps thanks to a radial grid design and additional plates. **Selected types also available in Factory Activated** (filled, sealed and charged at the factory).



BATTERY TYPE	YUASA HIGH PERFORMANCE			YUASA FACTORY ACTIVATED H. PERF.		
	Part No.	Price	Code	Part No.	Price	Code
YTX14H-BS	920-101	100.95	E	920-134	111.95	E
YTX14AH-BS	920-102	104.95	E	920-131	107.95	E
YTX14AHL-BS	920-103	104.95	E	920-132	107.95	E
YTX20H-BS	920-104	122.95	E	920-137	124.95	E
YTX20HL-BS	920-105	122.95	E	920-138	124.95	E
YTX20HL-BS-PW	920-106	124.95	E	920-140	125.95	E
YTX24HL-BS	920-107	139.95	E	920-139	141.95	E
YTX20CH-BS	920-108	122.95	E	----		
YIX30L-BS	920-109	157.95	E	920-145	157.95	E
YIX30-L-BS-PW	258012	156.95	E	----		

~ IMPORTANT ~

Yuasa High Performance Batteries are shipped with 1 acid pack. The battery must be filled and charged prior to first use.

~~~~~  
Yuasa High Performance Factory Activated Batteries have been filled with acid and charged at the factory. We recommend you charge these batteries prior to first use.

## YTZ MAINTENANCE FREE

A range of high performance, compact and lightweight batteries designed to provide maximum power from minimum space. Designed to meet the increasing demands of today's high performance machines the Yuasa YTZ range are the only powersports battery in the world to incorporate expanded plate technology. Smaller, lighter and more volume efficient, Yuasa YTZ batteries provide greater starting power from minimum space. Factory sealed and activated they are completely spill proof enabling multi-angle fitment, never require topping off and are maintenance free for the life of the battery.

- Up to 80% more starting power per Kg
- Maximum power – minimum space
- Reduced self discharge for longer life
- Superior vibration resistance

| BATTERY TYPE | YUASA YTZ M/F FACTORY ACTIVATED |        |      |
|--------------|---------------------------------|--------|------|
|              | Part No.                        | Price  | Code |
| YTZ7S        | 920-141                         | 129.95 | E    |
| YTZ10S       | 920-142                         | 170.95 | E    |
| YTZ12S       | 920-143                         | 184.95 | E    |
| YTZ14S       | 920-144                         | 207.95 | E    |
| YTZ5S-BS     | 258006                          | 101.95 | E    |



### ~ IMPORTANT ~

Yuasa YTZ Maintenance Free Batteries have been filled with acid and charged at the factory. We recommend you charge these batteries prior to first use.

# YUASA BATTERIES

- accessories
- body
- handlebar & grips
- cables & levers
- exhaust
- engine
- fuel & intake
- electrical & ignition
- clutch
- drive
- bearings
- brakes
- steering & suspension
- tires
- tools & shop

**GYZ MAINTENANCE FREE**

## INTRODUCING THE GYZ SERIES – NEXT GENERATION POWERSPORTS BATTERY



**~ IMPORTANT ~**

Yuasa YTZ Maintenance Free Batteries have been filled with acid and charged at the factory. We recommend you charge these batteries prior to first use.



- AGM (Absorbed Glass Mat) separators with superior grid and component designs
- Improved charge recovery capability from a deeply discharged condition
- Longer shelf life
- Improved life cycle performance
- Extreme vibration resistance
- Supplied "Factory Activated" (non-spillable)
- Heavy duty, flush mounted terminals. Patent pending embedded brass nut
- Upgrade for customized motorcycles requiring the best performance

| BATTERY TYPE | REPLACES STANDARD BATTERY | ADDITIONAL AMP HOURS | ADDITIONAL CCA | YUASA GYZ FACTORY ACTIVATED |          |
|--------------|---------------------------|----------------------|----------------|-----------------------------|----------|
| GYZ16HL      | YTX14L                    | 4                    | 40             | 258004                      | 126.95 E |
| GYZ16H       | YTX14H                    | 4                    | 40             | 258011                      | 126.95 E |
| GYZ20HL      | YTX20L                    | 2                    | -              | 920-241                     | 141.95 E |
| GYZ20H       | YTX20H                    | 2                    | -              | 258009                      | 139.95 E |
| GYZ20L       | YTX20L                    | 2                    | -              | 258010                      | 120.95 E |
| GYZ32HL      | YIX30L                    | 2                    | 115            | 258005                      | 201.95 E |

**MAINTENANCE FREE**

Absorbed Glass Mat (AGM) Technology is an advanced battery design used in Yuasa's Maintenance Free Batteries that eliminates water loss. Once it's filled with acid the battery is permanently sealed - so you'll never need to fill it with water or check the acid level.

**Long Life**  
Because of its lead calcium design, the AGM battery will hold its specific gravity more than three times longer than conventional lead antimony types. This means much longer periods between charges when the battery is used in a standby mode, like winter storage. And to remain factory-fresh the AGM battery is shipped dry along with its own pack of high-gravity acid that's added at the time of installation.

**Sealed, Non-spillable**  
Once filled with acid from its special packs, the AGM battery is virtually maintenance free. It's totally sealed and all of the acid is absorbed in the special plates and separators, so there is no need to worry about acid leaks on valuable vehicle parts and accessories.

**Selected types also available in Factory Activated** (filled, sealed and charged at the factory).

| BATTERY TYPE | YUASA MAINTENANCE FREE |          | YUASA FACTORY ACTIVATED M/F |          |
|--------------|------------------------|----------|-----------------------------|----------|
| YTX4L-BS     | 920-110                | 44.95 E  | -----                       |          |
| YTX5L-BS     | 920-111                | 51.95 E  | -----                       |          |
| YT7B-BS      | 920-112                | 90.95 E  | -----                       |          |
| YTX7A-BS     | 920-113                | 69.95 E  | -----                       |          |
| YTX7L-BS     | 920-114                | 67.95 E  | -----                       |          |
| YTX9-BS      | 920-115                | 77.95 E  | 920-128                     | 88.95 E  |
| YT9B-BS      | 920-116                | 103.95 E | -----                       |          |
| YT12A-BS     | 920-117                | 105.95 E | -----                       |          |
| YT12B-BS     | 920-118                | 107.95 E | 920-129                     | 94.95 E  |
| YTX12-BS     | 920-119                | 87.95 E  | -----                       |          |
| YTX14-BS     | 920-120                | 93.95 E  | 920-130                     | 100.95 E |
| YTX14L-BS    | 920-121                | 93.95 E  | 920-133                     | 107.95 E |
| YT14B-BS     | 920-122                | 134.95 E | -----                       |          |
| YTX15L-BS    | 920-123                | 117.95 E | -----                       |          |
| YTX16-BS     | 920-124                | 110.95 E | -----                       |          |
| YTX16-BS-1   | 920-125                | 110.95 E | -----                       |          |
| YTX20-BS     | 920-126                | 113.95 E | 920-135                     | 115.95 E |
| YTX20L-BS    | 920-127                | 113.95 E | 920-136                     | 115.95 E |
| YT19BL-BS    | 258007                 | 123.95 E | -----                       |          |



**~ IMPORTANT ~**

Yuasa Maintenance Free Batteries are shipped with 1 acid pack. The battery must be filled and charged prior to first use.

~~~~

Yuasa Maintenance Free Factory Activated Batteries have been filled with acid and charged at the factory. We recommend you charge these batteries prior to first use.



YUMICRON

The Yuasa YuMicron gives you a powerful advantage. Its high technology separators allow two extra plates per cell to be installed, for a 30% improvement in cranking performance

The Power Advantage

This added power is an outstanding benefit for heavily accessorized machines or high compression engines. Its high cranking power is also a real bonus for easier starting.



| BATTERY TYPE | YUASA YUMICRON | | |
|--------------|----------------|-------|---|
| YB2.5L-C | 920-149 | 31.95 | E |
| YB2.5L-C-1 | 920-150 | 31.95 | E |
| YB3L-A | 920-151 | 35.95 | E |
| YB3L-B | 920-152 | 40.95 | E |
| YB4L-A | 920-153 | 40.95 | E |
| YB4L-B | 920-154 | 27.95 | E |
| YB5L-B | 920-155 | 33.95 | E |
| YB7-A | 920-156 | 40.95 | E |
| YB7B-B | 920-157 | 47.95 | E |
| YB7C-A | 920-158 | 49.95 | E |
| YB7L-B | 920-159 | 55.95 | E |
| YB9A-A | 920-160 | 54.95 | E |
| YB9L-A2 | 920-161 | 67.95 | E |
| YB9-B | 920-162 | 49.95 | E |
| YB9L-B | 920-163 | 49.95 | E |
| YB10A-A2 | 920-164 | 56.95 | E |
| YB10L-A2 | 920-165 | 56.95 | E |
| YB10L-B | 920-166 | 62.95 | E |
| YB10L-B2 | 920-167 | 62.95 | E |
| YB12A-A | 920-168 | 55.95 | E |

| BATTERY TYPE | YUASA YUMICRON | | |
|-----------------------|----------------|--------|---|
| YB12AL-A | 920-171 | 59.95 | E |
| YB12AL-A2 | 920-172 | 59.95 | E |
| YB12A-B | 920-173 | 71.95 | E |
| YB12B-B2 | 920-174 | 77.95 | E |
| YB12C-A | 920-175 | 60.95 | E |
| YB14-A2 | 920-176 | 62.95 | E |
| YB14A-A1 | 920-177 | 66.95 | E |
| YB14A-A2 | 920-178 | 62.95 | E |
| YB14L-A1 | 920-179 | 70.95 | E |
| YB14L-A2 | 920-180 | 62.95 | E |
| YB14L-A2 W/
SENSOR | 920-181 | 68.95 | E |
| YB14L-B2 | 920-182 | 71.95 | E |
| YB14-B2 | 920-183 | 71.95 | E |
| SYB14L-A2 | 920-184 | 106.95 | E |
| YB16AL-A2 | 920-185 | 83.95 | E |
| HYB16A-AB | 920-186 | 99.95 | E |
| YB16-B | 920-187 | 76.95 | E |
| YB16L-B | 920-188 | 81.95 | E |
| YB16B-A | 920-189 | 119.95 | E |
| YB16B-A1 | 920-190 | 118.95 | E |
| YB16C-B | 920-191 | 96.95 | E |
| YB16CL-B | 920-192 | 75.95 | E |
| YB18-A | 920-193 | 84.95 | E |
| YB18L-A | 920-194 | 84.95 | E |
| Y50-N18A-A | 920-195 | 121.95 | E |
| Y50-N18L-A | 920-196 | 78.95 | E |
| Y50-N18L-A3 | 920-197 | 78.95 | E |
| SY50-N18L-AT | 920-198 | 92.95 | E |
| YB30L-B | 920-203 | 114.95 | E |
| YB30CL-B | 920-204 | 128.95 | E |
| 51814 | 920-205 | 109.95 | E |
| 51913 | 920-206 | 97.95 | E |
| 53030 | 920-207 | 126.95 | E |

BATTERY ACID

- Battery acid used in Yumicron and Conventional type batteries
- Not to be used in Maintenance free type batteries
- 21 oz. (620 ml)



SO-ACID 4.50 ea G

- accessories
- body
- handlebar & grips
- cables & levers
- exhaust
- engine
- fuel & intake
- electrical & ignition
- clutch
- drive
- bearings
- brakes
- steering & suspension
- tires
- tools & shop

YUASA BATTERIES

YUMICRON CX

The YuMicron CX was the first small engine starting battery to use "lead calcium" technology. This special technology means the YuMicron CX generates more power, requires less maintenance, and lasts longer than any other conventional battery.

More Power

Because of its unique design, the CX will generate 5% to 8% more cold cranking amperage than our own high-output YuMicron lead-antimony battery. For high compression machines, this means greater reserve capacity and more starting power.

Less Maintenance

The YuMicron CX lead calcium technology also reduces water loss, so the CX requires servicing (water filling) only about one-eighth as often as ordinary lead-antimony types.

Longer Life

The YuMicron CX holds its specific gravity more than three times as long as lead-antimony type batteries resulting in a longer shelf life. This feature means longer periods between charges, especially during winter months.

| BATTERY TYPE | YUASA YUMICRON CX | | |
|----------------|-------------------|--------|---|
| YB16-B-CX | 920-146 | 97.95 | E |
| YB16HL-A-CX | 920-147 | 96.95 | E |
| Y50-N18L-A3-CX | 920-148 | 100.95 | E |

~ IMPORTANT ~

Yuasa Yumicron/Yumicron CX Batteries are shipped dry with no acid. To order acid for your battery first check the acid volume needed on the Battery Specification Chart then order part # **SO-ACID** for every 21 oz. needed.



CONVENTIONAL

A workhorse battery engineered to protect against corrosion, withstand vibration and deliver high cranking power.

The industry standard for motorcycles and riding mowers, our Conventional Battery is anything but conventional. This workhorse is for applications requiring operation on uneven surfaces and vibrating environments - even when the weather's dealing its worst. It's the rugged, reliable and dependable battery that customers are looking for!

These features are built into our conventional manifold vented battery - and every battery in the YUASA line:

- Patented separators provide high cranking power
- Through-partition construction delivers maximum power
- Unique sealed posts resist corrosion for longer battery life
- Polypropylene cover and container thwart damage from gas, oil, and impact
- Heat-sealed, bonded unit fabrication protects against seepage and corrosion

| BATTERY TYPE | YUASA CONVENTIONAL | | |
|--------------|--------------------|--------|---|
| 12N5-3B | 920-208 | 36.95 | E |
| 12N5-4B | 920-209 | 36.95 | E |
| 12N5.5-3B | 920-210 | 46.95 | E |
| 12N5.5-4A | 920-211 | 50.95 | E |
| 12N5.5A-3B | 920-212 | 39.95 | E |
| 12N7-3B | 920-213 | 42.95 | E |
| 12N7-4A | 920-214 | 40.95 | E |
| 12N7-4B | 920-215 | 51.95 | E |
| 12N7D-3B | 920-216 | 40.95 | E |
| 12N9-3A | 920-217 | 53.95 | E |
| 12N9-3B | 920-218 | 51.95 | E |
| 12N9-4B-1 | 920-219 | 38.95 | E |
| 12N12A-4A-1 | 920-222 | 46.95 | E |
| 12N14-3A | 920-223 | 46.95 | E |
| 12N24-3A | 920-224 | 97.95 | E |
| 12N24-3 | 920-225 | 104.95 | E |
| YHD-12H | 920-226 | 117.95 | E |

~ IMPORTANT ~

Yuasa Conventional Batteries are shipped dry with no acid. To order acid for your battery first check the acid volume needed on the Battery Specification Chart then order part # **SO-ACID** for every 21 oz. needed.



ELECTRICAL & IGNITION

POWER SONIC BATTERIES

Tough & Reliable. Whether you ride daily, seasonally, or just on weekends, you'll get more enjoyment out of your motorcycle, ATV, PWC or snowmobile with a Power Sonic battery. Our batteries perform reliably during off-road, over water and cold weather use, and keep their charge even after months of storage. Available in traditional flooded or the new sealed AGH designs, Power Sonic batteries are built to withstand punishing vibration, salt spray, gas and oil, and protect against equipment-damaging spills, corrosion and seepage.

Nothing ruins a weekend faster than a dead battery, so we use advanced designs and manufacturing techniques to shorten current paths and reduce resistance, giving you higher cranking power and maximum battery life.

MAINTENANCE FREE HIGH PERFORMANCE

SEALED MAINTENANCE FREE

Once these batteries are put into service, they become a completely sealed unit requiring a lot less maintenance than Conventional Batteries. Although the battery still needs to be charged on a regular basis if your vehicle is not in use, there is no need to monitor the fluid level in this battery type. Unlike the Conventional Battery, once this type battery is sealed, it becomes spill proof, which can eliminate damage from battery acid that can occur from using a flooded battery.

FACTORY ACTIVATED MAINTENANCE FREE

The same convenience and technology as the Sealed Maintenance Free Batteries mentioned above, except this battery is sealed and activated at the time of manufacture. Very convenient to the point that all that needs to be done is put the battery into your vehicle and you are ready to ride. The only downside of this type of battery is that all batteries once activated have a shelf life, and if this battery is not going to be used right away, or be put in a vehicle that is not going to be ridden on a regular basis, the battery will need to be kept charged on a battery maintainer.



| BATTERY TYPE | POWER SONIC HIGH PERFORMANCE | | | POWER SONIC FACTORY ACTIVATED H PERF. | | |
|--------------|------------------------------|--------|---|---------------------------------------|--------|---|
| PTX14AH-BS | SO3349 | 62.95 | G | 360019 | 66.95 | G |
| PTX14AHL-BS | SO3351 | 62.95 | G | 360020 | 66.95 | G |
| PTX20HL-BS | ---- | | | 360001 | 99.95 | G |
| PTX24HL-BS | SO3324** | 119.95 | G | ---- | | |
| PTX20CH-BS | SO3354 | 76.95 | G | ---- | | |
| PIX30HL-BS | ---- | | | 360002 | 130.95 | G |

** (PTX50L-BS)

~ IMPORTANT ~

Power Sonic High Performance Batteries are shipped with 1 acid pack. The battery must be filled and charged prior to first use.

Power Sonic High Performance Factory Activated Batteries have been filled with acid and charged at the factory. We recommend you charge these batteries prior to first use.

PTZ MAINTENANCE FREE

Factory sealed and activated PTZ Batteries are smaller and lighter and designed to provide maximum power in minimum space.

| BATTERY TYPE | POWER SONIC PTZ M/F FACTORY ACTIVATED (12 VOLT) | | |
|--------------|---|-------|---|
| PTZ5S | 360005 | 41.95 | G |
| PTZ7S | 360010 | 52.95 | G |
| PTZ10S | 360013 | 73.95 | G |
| PTZ12S | 360016 | 81.95 | G |
| PTZ14S | 360022 | 92.95 | G |



POWER PS SONIC® BATTERIES

Tough & Reliable. Whether you ride daily, seasonally, or just on weekends, you'll get more enjoyment out of your motorcycle, ATV, PWC or snowmobile with a Power Sonic battery.

Our batteries perform reliably during off-road, over water and cold weather use, and keep their charge even after months of storage. Available in traditional flooded or the new sealed AGH designs, Power Sonic batteries are built to withstand punishing vibration, salt spray, gas and oil, and protect against equipment-damaging spills, corrosion and seepage.

Nothing ruins a weekend faster than a dead battery, so we use advanced designs and manufacturing techniques to shorten current paths and reduce resistance, giving you higher cranking power and maximum battery life.

MAINTENANCE FREE

SEALED MAINTENANCE FREE

Once these batteries are put into service, they become a completely sealed unit requiring a lot less maintenance than Conventional Batteries. Although the battery still needs to be charged on a regular basis if your vehicle is not in use, there is no need to monitor the fluid level in this battery type. Unlike the Conventional Battery, once this type battery is sealed, it becomes spill proof, which can eliminate damage from battery acid that can occur from using a flooded battery.

FACTORY ACTIVATED MAINTENANCE FREE

The same convenience and technology as the Sealed Maintenance Free Batteries mentioned above, except this battery is sealed and activated at the time of manufacture. Very convenient to the point that all that needs to be done is put the battery into your vehicle and you are ready to ride. The only downside of this type of battery is that all batteries once activated have a shelf life, and if this battery is not going to be used right away, or be put in a vehicle that is not going to ridden on a regular basis, the battery will need to be kept charged on a battery maintainer.



| BATTERY TYPE | POWER SONIC MAINTENANCE FREE | | | POWER SONIC FACTORY ACTIVATED M/F | | |
|--------------|------------------------------|--------|----------|-----------------------------------|--------|----------|
| | Part No. | Price | Capacity | Part No. | Price | Capacity |
| PTX4L-BS | SO3340 | 28.95 | G | 360003 | 30.95 | G |
| PTX5L-BS | SO3335 | 33.95 | G | 360004 | 37.95 | G |
| PTX7A-BS | 360037 | 36.95 | G | 360008 | 39.95 | G |
| PTX7L-BS | SO3292 | 46.95 | G | 360009 | 49.95 | G |
| PTX9-BS | SO3339 | 46.95 | G | 360012 | 49.95 | G |
| PT12A-BS | 360040 | 73.95 | G | ----- | | |
| PTX12-BS | SO3342 | 57.95 | G | 360015 | 57.95 | G |
| PTX14-BS | SO3344 | 63.95 | G | 360018 | 67.95 | G |
| PTX14L-BS | 360043 | 63.95 | G | 360021 | 67.95 | G |
| PTX15L-BS | SO3350 | 66.95 | G | ----- | | |
| PTX16-BS | SO3346 | 65.95 | G | ----- | | |
| PTX16-BS-1 | 360044 | 74.95 | G | ----- | | |
| PTX18L-BS | SO3347 | 87.95 | G | ----- | | |
| PTX19CL-BS | SO3352 | 113.95 | G | 360026 | 113.95 | G |
| PTX20-BS | ----- | | | 360027 | 109.95 | G |
| PTX20L-BS | SO3348 | 90.95 | G | 360028 | 95.95 | G |
| PIX30L-BS | SO3353 | 126.95 | G | 360030 | 126.95 | G |



~ IMPORTANT ~

Power Sonic Maintenance Free Batteries are shipped with 1 acid pack. The battery must be filled and charged prior to first use.

~ ~ ~

Power Sonic Maintenance Free Factory Activated Batteries have been filled with acid and charged at the factory. We recommend you charge these batteries prior to first use.

- accessories
- body
- handlebar & grips
- cables & levers
- exhaust
- engine
- fuel & intake
- electrical & ignition
- clutch
- drive
- bearings
- brakes
- steering & suspension
- tires
- tools & shop

POWER PS SONIC® BATTERIES

- accessories
- body
- handlebar & grips
- cables & levers
- exhaust
- engine
- fuel & intake
- electrical & ignition
- clutch
- drive
- bearings
- brakes
- steering & suspension
- tires
- tools & shop

Tough & Reliable. Whether you ride daily, seasonally, or just on weekends, you'll get more enjoyment out of your motorcycle, ATV, PWC or snowmobile with a Power Sonic battery. Our batteries perform reliably during off-road, over water and cold weather use, and keep their charge even after months of storage. Available in traditional flooded or the new sealed AGH designs, Power Sonic batteries are built to withstand punishing vibration, salt spray, gas and oil, and protect against equipment-damaging spills, corrosion and seepage.

Nothing ruins a weekend faster than a dead battery, so we use advanced designs and manufacturing techniques to shorten current paths and reduce resistance, giving you higher cranking power and maximum battery life.

CONVENTIONAL

This type of batteries has flooded electrolyte and is very accessible. These batteries have to be carefully and periodically maintained. The conventional batteries are normally less expensive than the other types mentioned, but with the cost savings come more maintenance. You will need to add distilled water from time to time to prevent the battery from sulfating. Water loss is a normal characteristic of this type of battery because of the high temperature inside, and the process of electrolysis and evaporation. This means the fluid level of the battery needs to be checked on a regular basis. Conventional batteries also tend to discharge more rapidly than AGM type batteries.

| BATTERY TYPE | POWER SONIC CONVENTIONAL | |
|--------------|--------------------------|---------|
| 12N12A-4A-I | SO1112 | 35.95 G |
| 12N14-3A | SO1114 | 37.95 G |
| 12N5.5-3B | 360089 | 25.95 G |
| 12N5.5-4A | 360090 | 26.95 G |
| 12N5.5A-3B | 360091 | 28.95 G |
| 12N5-3B | 360087 | 24.95 G |
| 12N5-4B | 360088 | 24.95 G |
| 12N7-3B | 360092 | 36.95 G |
| 12N7-4A | SO2274 | 36.95 G |
| 12N7-4B | 360093 | 31.95 G |
| 12N7D-3B | SO3228 | 30.95 G |
| 12N9-3A-1 | 360094 | 33.95 G |
| 12N9-3B | 360095 | 32.95 G |
| 12N9-4B-I | SO1109 | 28.95 G |

| BATTERY TYPE | POWER SONIC HIGH PERFORM. FLOODED | |
|--------------|-----------------------------------|----------|
| CB10A-A2 | SO3220 | 43.95 G |
| CB10L-A2 | SO2005 | 41.95 G |
| CB10L-B | SO2010 | 47.95 G |
| CB10L-B2 | 360064 | 41.95 G |
| CB12A-A | SO2012 | 42.95 G |
| CB12A-B | 360067 | 50.95 G |
| CB12AL-A | 360065 | 42.95 G |
| CB12AL-A2 | 360066 | 43.95 G |
| CB12B-B2 | 360068 | 55.95 G |
| CB12C-A | SO3224 | 43.95 G |
| CB14-A2 | SO2214 | 49.95 G |
| CB14A-A | SO3229 | 46.95 G |
| CB14A-A2 | SO3234 | 46.95 G |
| CB14-B2 | 360069 | 56.95 G |
| CB14L-A1 | 360070 | 60.95 G |
| CB14L-A2 | SO2014 | 46.95 G |
| CB14L-B2 | 360071 | 54.95 G |
| CB16AL-A2 | SO3236 | 66.95 G |
| CB16-B | 360074 | 67.95 G |
| CB16B-A | 360075 | 84.95 G |
| CB16B-A1 | 360076 | 78.95 G |
| CB16CL-B | SO3240 | 62.95 G |
| CB16L-B | SO2016 | 67.95 G |
| CB18-A | SO3281 | 72.95 G |
| CB18L-A | 360078 | 71.95 G |
| CB2.5L-C | 360052 | 18.95 G |
| CB2.5L-C-1 | 360053 | 18.95 G |
| CB30CL-B | SO3337 | 98.95 G |
| CB30L-B | SO3290 | 95.95 G |
| CB3L-A | 360054 | 21.95 G |
| CB3L-B | 360055 | 21.95 G |
| CB4L-A | 360056 | 23.95 G |
| CB4L-B | 360057 | 23.95 G |
| CB5L-B | 360058 | 25.95 G |
| CB7-A | 360059 | 35.95 G |
| CB7C-A | 360060 | 41.95 G |
| CB7L-B | 360061 | 41.95 G |
| CB9A-A | SO3210 | 43.95 G |
| CB9-B | 360062 | 39.95 G |
| CB9L-A2 | SO3214 | 39.95 G |
| CB9L-B | 360063 | 35.95 G |
| 51814 | 360084 | 84.95 G |
| 53030 | 360086 | 109.95 G |
| C50-N18A-A | 360079 | 84.95 G |
| C50N18L-A3 | SO2050 | 67.95 G |
| SC50-N18L-AT | 360081 | 94.95 G |
| SCB14L-A2 | 360072 | 67.95 G |



~ IMPORTANT ~

Power Sonic Conventional Batteries are shipped with 1 acid pack. The battery must be filled and charged prior to first use.

~ ~ ~

Item # SO3290 does not ship with acid. Order part # SO-ACID for every 21 oz. needed.



SuperSmart™ Lithium Technology

12V LITHIUM ION (LiFeP04)

- 80% Lighter than Flooded or AGM lead-acid batteries
- 5 times the battery life
- 2 year shelf life
- 2000+ cycles
- Smaller than comparable lead-acid batteries
- Can be mounted in any direction
- Quad Terminal Configuration
- Operating Temp: 14°F - 140°F
- Max charge rate: 10A
- 3 year Limited Warranty



| BATTERY TENDER LITHIUM BATTERY 120C | BATTERY TENDER LITHIUM BATTERY 240C | BATTERY TENDER LITHIUM BATTERY 300C | BATTERY TENDER LITHIUM BATTERY 360C | BATTERY TENDER LITHIUM BATTERY 480C |
|-------------------------------------|-------------------------------------|-------------------------------------|-------------------------------------|-------------------------------------|
| 462001 99.95 B | 462002 149.95 B | 462003 199.95 B | 462004 229.95 B | 462005 299.95 B |
| LEAD ACID REPLACEMENT RANGE | | | | |
| 7-9Ah | 10-14Ah | 16-18Ah | 21-24Ah | 26-35Ah |
| COLD CRANKING AMPS | | | | |
| 120A | 240A | 300A | 360A | 480A |
| DIMENSIONS | | | | |
| 4.21"L x 2.2" W x 3.35"H | 5.27" L x 2.55"W x 3.62"H | 6.49"L x 3.38"W x 5.11"H | 6.49"L x 3.38"W x 5.11"H | 6.49"L x 3.38"W x 5.11"H |
| WEIGHT | | | | |
| 1.2 lbs | 1.76 lbs | 2.1 lbs | 2.6 lbs | 3.75 lbs |

Battery Tender Lithium Battery FAQs:

What is the difference between Lithium Ion batteries and Lithium Ion Phosphate batteries?

Lithium-ion batteries are rechargeable batteries that use lithium as one of their active components. Lithium Ion Phosphate Batteries are a type of lithium-ion batteries known for their long life and inherent safety.

How does the "Lead Acid Equivalent" capacity rating compare to Flooded, AGM, and Gel cell battery ratings?

The capacity of lead acid batteries decreases markedly when discharged at high currents such as when starting a vehicle. This effect is much less for a lithium battery. In fact, when discharged at a current equal to its capacity, a 2 A-hour lithium ion phosphate battery will have as much capacity as a 9 A-hour lead acid battery.

Can I use a standard Lead Acid charger/maintainer for my Battery Tender® lithium battery?

As long as the battery charger does not have a desulfation mode and the peak voltage does not exceed 14.8V during the charge cycle it can be used to charge a Battery Tender® Lithium Battery. Of course the best way to charge and maintain a Battery Tender® Lithium Battery is to use a Battery Tender® Lithium Battery Charger.

What is the best way to store my battery long term?

A Battery Tender® Lithium Battery has virtually no self-discharge and has a shelf life of 2 years. The best way to store the battery is disconnected from the vehicle in a clean and dry location with the protective covers installed on the positive terminals.

How do I prevent water damage or corrosion to my battery?

A Battery Tender® Lithium Battery has a waterproof construction however the battery should be kept clean to minimize corrosion. A corrosion inhibitor can also be used on the terminal and connections.

How do Lithium batteries Cold Cranking Amps "CCA" rating compare to Lead Acid batteries?

When talking about lithium batteries used for engine starting the term CCA is used when making comparisons of the cranking ability to that of a lead acid battery in the same application. It is important to select a Battery Tender® Lithium Battery that has a CCA rating that is equal or greater than the lead acid battery it is replacing.

What happens if I hook up my battery charger to the wrong terminals?

If you happen to hook up your battery charger cables in reverse (positive cable to negative terminal and negative cable to positive terminal) then you will potentially damage the battery.

What happens if I hook up my battery to the wrong terminals on my vehicle?

If you incorrectly connect your battery to the wrong cables (positive cable to negative terminal and negative cable to positive terminal) then there is a chance for spark and damage to the battery

- accessories
- body
- handlebar & grips
- cables & levers
- exhaust
- engine
- fuel & intake
- electrical & ignition
- clutch
- drive
- bearings
- brakes
- steering & suspension
- tires
- tools & shop

ELECTRICAL & IGNITION

- accessories
- body
- handlebar & grips
- cables & levers
- exhaust
- engine
- fuel & intake
- electrical & ignition
- clutch
- drive
- bearings
- brakes
- steering & suspension
- tires
- tools & shop

| MAINTENANCE FREE HIGH PERFORMANCE BATTERIES | | | | | | | | | | | | | | |
|---|----------------------------|--------|-------|--|--------|-------|----------------------------------|--------|-------|--|--------|-------|-----------------|----------|
| BATTERY TYPE | YUASA HIGH PERFORMANCE M/F | | | YUASA FACTORY ACTIVATED HIGH PERFORMANCE M/F | | | POWER SONIC HIGH PERFORMANCE M/F | | | POWER SONIC FACTORY ACTIVATED HIGH PERFORMANCE M/F | | | DELTRAN LITHIUM | |
| YTX14H-BS | 920-101 | 100.95 | E | 920-134 | 111.95 | E | ----- | ----- | ----- | ----- | ----- | ----- | ----- | ----- |
| YTX14AH-BS | 920-102 | 104.95 | E | 920-131 | 107.95 | E | SO3349 | 62.95 | G | 360019 | 66.95 | G | 462002 | 149.95 B |
| YTX14AHL-BS | 920-103 | 104.95 | E | 920-132 | 107.95 | E | SO3351 | 62.95 | G | 360020 | 66.95 | G | 462002 | 149.95 B |
| YTX20H-BS | 920-104 | 122.95 | E | 920-137 | 124.95 | E | ----- | ----- | ----- | ----- | ----- | ----- | 462004 | 229.95 B |
| YTX20HL-BS | 920-105 | 122.95 | E | 920-138 | 124.95 | E | ----- | ----- | ----- | 360001 | 99.95 | G | ----- | ----- |
| YTX20HL-BS-PW | 920-106 | 124.95 | E | 920-140 | 125.95 | E | ----- | ----- | ----- | ----- | ----- | ----- | 462004 | 229.95 B |
| YTX24HL-BS | 920-107 | 139.95 | E | 920-139 | 141.95 | E | SO3324 | 119.95 | G | ----- | ----- | ----- | 462004 | 229.95 B |
| YTX20CH-BS | 920-108 | 122.95 | E | ----- | ----- | ----- | SO3354 | 76.95 | G | ----- | ----- | ----- | ----- | ----- |
| YIX30HL-BS | ----- | ----- | ----- | ----- | ----- | ----- | ----- | ----- | ----- | 360002 | 130.95 | G | ----- | ----- |
| ------(PIX50L-BS) | | | | | | | | | | | | | | |

| MAINTENANCE FREE BATTERIES | | | | | | | | | | | | | | |
|----------------------------|-----------|--------|-------|-----------------------------|--------|-------|-----------------|--------|-------|-----------------------------------|--------|-------|-----------------|----------|
| BATTERY TYPE | YUASA M/F | | | YUASA FACTORY ACTIVATED M/F | | | POWER SONIC M/F | | | POWER SONIC FACTORY ACTIVATED M/F | | | DELTRAN LITHIUM | |
| YTX4L-BS | 920-110 | 44.95 | E | ----- | ----- | ----- | SO3340 | 28.95 | G | 360003 | 30.95 | G | 462001 | 99.95 B |
| YTX5L-BS | 920-111 | 51.95 | E | ----- | ----- | ----- | SO3335 | 33.95 | G | 360004 | 37.95 | G | 462001 | 99.95 B |
| YT7B-BS | 920-112 | 90.95 | E | ----- | ----- | ----- | ----- | ----- | ----- | ----- | ----- | ----- | 462001 | 99.95 B |
| YTX7A-BS | 920-113 | 69.95 | E | ----- | ----- | ----- | 360037 | 36.95 | G | 360008 | 39.95 | G | 462001 | 99.95 B |
| YTX7L-BS | 920-114 | 67.95 | E | ----- | ----- | ----- | SO3292 | 46.95 | G | 360009 | 49.95 | G | 462001 | 99.95 B |
| YTX9-BS | 920-115 | 77.95 | E | 920-128 | 88.95 | E | SO3339 | 46.95 | G | 360012 | 49.95 | G | 462001 | 99.95 B |
| YT9B-BS | 920-116 | 103.95 | E | ----- | ----- | ----- | ----- | ----- | ----- | ----- | ----- | ----- | 462001 | 99.95 B |
| YT12A-BS | 920-117 | 105.95 | E | ----- | ----- | ----- | 360040 | 73.95 | G | ----- | ----- | ----- | 462002 | 149.95 B |
| YT12B-BS | 920-118 | 107.95 | E | ----- | ----- | ----- | ----- | ----- | ----- | ----- | ----- | ----- | 462002 | 149.95 B |
| YTX12-BS | 920-119 | 87.95 | E | 920-129 | 94.95 | E | SO3342 | 57.95 | G | 360015 | 57.95 | G | 462002 | 149.95 B |
| YTX14-BS | 920-120 | 93.95 | E | 920-130 | 100.95 | E | SO3344 | 63.95 | G | 360018 | 67.95 | G | 462002 | 149.95 B |
| YTX14L-BS | 920-121 | 93.95 | E | 920-133 | 107.95 | E | 360043 | 63.95 | G | 360021 | 67.95 | G | 462002 | 149.95 B |
| YT14B-BS | 920-122 | 134.95 | E | ----- | ----- | ----- | ----- | ----- | ----- | ----- | ----- | ----- | 462002 | 149.95 B |
| YTX15L-BS | 920-123 | 117.95 | E | ----- | ----- | ----- | SO3350 | 66.95 | G | ----- | ----- | ----- | 462002 | 149.95 B |
| YTX16-BS | 920-124 | 110.95 | E | ----- | ----- | ----- | SO3346 | 65.95 | G | ----- | ----- | ----- | 462002 | 149.95 B |
| YTX16-BS-1 | 920-125 | 110.95 | E | ----- | ----- | ----- | 360044 | 74.95 | G | ----- | ----- | ----- | 462002 | 149.95 B |
| PTX18L-BS (P. SONIC ONLY) | ----- | ----- | ----- | ----- | ----- | ----- | SO3347 | 87.95 | G | ----- | ----- | ----- | ----- | ----- |
| PTX19CL-BS (P. SONIC ONLY) | ----- | ----- | ----- | ----- | ----- | ----- | SO3352 | 113.95 | G | 360026 | 113.95 | G | ----- | ----- |
| YTX20-BS | 920-126 | 113.95 | E | 920-135 | 115.95 | E | ----- | ----- | ----- | ----- | ----- | ----- | 462003 | 199.95 B |
| YTX20L-BS | 920-127 | 113.95 | E | 920-136 | 115.95 | E | SO3348 | 90.95 | G | 360028 | 95.95 | G | 462003 | 199.95 B |
| YIX30L-BS | 920-109 | 157.95 | E | 920-145 | 157.95 | E | SO3353 | 126.95 | G | 360030 | 126.95 | G | 462005 | 299.95 B |

| YUASA YTX MAINTENANCE FREE, FACTORY ACTIVATED (12 VOLT) BATTERIES | | | | | | |
|---|---------------------------------|--------|--|--------|-----------------|-------|
| BATTERY TYPE | YUASA YTX M/F FACTORY ACTIVATED | | POWER SONIC PTZ M/F, FACTORY ACTIVATED | | DELTRAN LITHIUM | |
| GYZ20HL | 920-241 | 141.95 | E | ----- | ----- | ----- |
| YTX5S | ----- | ----- | ----- | 360005 | 41.95 | G |
| YTX7S | 920-141 | 129.95 | E | 360010 | 47.95 | G |
| YTX10S | 920-142 | 170.95 | E | 360013 | 73.95 | G |
| YTX12S | 920-143 | 184.95 | E | 360016 | 81.95 | G |
| YTX14S | 920-144 | 207.95 | E | 360022 | 92.95 | G |



| YUMICRON BATTERIES | | | | | | | | | |
|--------------------|---------------------------|--------|------|------------------------------|----------|--|--------|--------------------|-----------------|
| BATTERY TYPE | YUASA YUMICRON
12 VOLT | | | YUASA YUMICRON
CX-12 VOLT | | POWER SONIC
HIGH PERFORMANCE | | DELTRAN
LITHIUM | |
| YB2.5L-C | 920-149 | 31.95 | E | ---- | ---- | 360052 | 18.95 | G | ---- |
| YB2.5L-C-1 | 920-150 | 31.95 | E | ---- | ---- | 360053 | 18.95 | G | ---- |
| YB3L-A | 920-151 | 35.95 | E | ---- | ---- | 360054 | 21.95 | G | ---- |
| YB3L-B | 920-152 | 40.95 | E | ---- | ---- | 360055 | 21.95 | G | ---- |
| YB4L-A | 920-153 | 40.95 | E | ---- | ---- | 360056 | 23.95 | G | 462001 99.95 B |
| YB4L-B | 920-154 | 27.95 | E | ---- | ---- | 360057 | 23.95 | G | 462001 99.95 B |
| YB5L-B | 920-155 | 33.95 | E | ---- | ---- | 360058 | 25.95 | G | 462001 99.95 B |
| YB7-A | 920-156 | 40.95 | E | ---- | ---- | 360059 | 35.95 | G | 462001 99.95 B |
| YB7B-B | 920-157 | 47.95 | E | ---- | ---- | ---- | ---- | ---- | ---- |
| YB7C-A | 920-158 | 49.95 | E | ---- | ---- | 360060 | 41.95 | G | 462001 99.95 B |
| YB7L-B | 920-159 | 55.95 | E | ---- | ---- | 360061 | 41.95 | G | 462001 99.95 B |
| YB9A-A | 920-160 | 54.95 | E | ---- | ---- | SO3210 | 43.95 | G | ---- |
| YB9L-A2 | 920-161 | 67.95 | E | ---- | ---- | SO3214 | 39.95 | G | 462002 149.95 B |
| YB9-B | 920-162 | 49.95 | E | ---- | ---- | 360062 | 39.95 | G | 462002 149.95 B |
| YB9L-B | 920-163 | 49.95 | E | ---- | ---- | 360063 | 35.95 | G | 462002 149.95 B |
| YB10A-A2 | 920-164 | 56.95 | E | ---- | ---- | SO3220 | 43.95 | G | ---- |
| YB10L-A2 | 920-165 | 56.95 | E | ---- | ---- | SO2005 | 41.95 | G | 462002 149.95 B |
| YB10L-B | 920-166 | 62.95 | E | ---- | ---- | SO2010 | 47.95 | G | 462002 149.95 B |
| YB10L-B2 | 920-167 | 62.95 | E | ---- | ---- | 360064 | 41.95 | G | 462002 149.95 B |
| YB12A-A | 920-168 | 55.95 | E | ---- | ---- | SO2012 | 42.95 | G | 462001 99.95 B |
| YB12AL-A | 920-171 | 59.95 | E | ---- | ---- | 360065 | 42.95 | G | 462002 149.95 B |
| YB12AL-A2 | 920-172 | 59.95 | E | ---- | ---- | 360066 | 43.95 | G | 462002 149.95 B |
| YB12A-B | 920-173 | 71.95 | E | ---- | ---- | 360067 | 50.95 | G | ---- |
| YB12B-B2 | 920-174 | 77.95 | E | ---- | ---- | 360068 | 55.95 | G | ---- |
| YB12C-A | 920-175 | 60.95 | E | ---- | ---- | SO3224 | 43.95 | G | ---- |
| YB14-A2 | 920-176 | 62.95 | E | ---- | ---- | SO2214 | 49.95 | G | ---- |
| 14A-A | ---- | ---- | ---- | ---- | ---- | SO3229 | 46.95 | G | ---- |
| YB14A-A1 | 920-177 | 66.95 | E | ---- | ---- | ---- | ---- | ---- | ---- |
| YB14A-A2 | 920-178 | 62.95 | E | ---- | ---- | SO3234 | 46.95 | G | ---- |
| YB14L-A1 | 920-179 | 70.95 | E | ---- | ---- | 360070 | 60.95 | G | ---- |
| YB14L-A2 | 920-180 | 62.95 | E | ---- | ---- | SO2014 | 46.95 | G | ---- |
| YB14L-A2 W/SENSOR | 920-181 | 68.95 | E | ---- | ---- | 360072 | 67.95 | G | ---- |
| YB14L-B2 | 920-182 | 71.95 | E | ---- | ---- | 360071 | ---- | ---- | ---- |
| YB14-B2 | 920-183 | 71.95 | E | ---- | ---- | 360067 | 50.95 | G | ---- |
| SYB14L-A2 | 920-184 | 106.95 | E | ---- | ---- | 360072 | 67.95 | G | ---- |
| YB16AL-A2 | 920-185 | 83.95 | E | ---- | ---- | SO3236 | 66.95 | G | ---- |
| HYB16A-AB | 920-186 | 99.95 | E | ---- | ---- | ---- | ---- | ---- | 462002 149.95 B |
| YB16-B | 920-187 | 76.95 | E | ---- | ---- | 360074 | 67.95 | G | 462004 229.95 B |
| YB16-B-CX | ---- | ---- | ---- | 920-146 | 97.95 E | ---- | ---- | ---- | ---- |
| YB16L-B | 920-188 | 81.95 | E | ---- | ---- | SO2016 | 67.95 | G | ---- |
| YB16B-A | 920-189 | 119.95 | E | ---- | ---- | 360075 | 84.95 | G | ---- |
| YB16B-A1 | 920-190 | 118.95 | E | ---- | ---- | 360076 | 78.95 | G | ---- |
| YB16C-B | 920-191 | 96.95 | E | ---- | ---- | ---- | ---- | ---- | ---- |
| YB16CL-B | 920-192 | 75.95 | E | ---- | ---- | SO3240 | 62.95 | G | ---- |
| YB16HL-A-CX | ---- | ---- | ---- | 920-147 | 96.95 E | ---- | ---- | ---- | ---- |
| YB18-A | 920-193 | 84.95 | E | ---- | ---- | SO3281 | 72.95 | G | ---- |
| YB18L-A | 920-194 | 84.95 | E | ---- | ---- | 360078 | ---- | ---- | ---- |
| Y50-N18A-A | 920-195 | 121.95 | E | ---- | ---- | 360079 | ---- | ---- | ---- |
| Y50-N18L-A | 920-196 | 78.95 | E | ---- | ---- | ---- | ---- | ---- | ---- |
| Y50-N18L-A3 | 920-197 | 78.95 | E | ---- | ---- | SO2050 | 67.95 | G | ---- |
| Y50-N18L-A3-CX | ---- | ---- | ---- | 920-148 | 100.95 E | ---- | ---- | ---- | ---- |
| SY50-N18L-AT | 920-198 | 92.95 | E | ---- | ---- | 360081 | 94.95 | G | ---- |
| YB30L-B | 920-203 | 114.95 | E | ---- | ---- | SO3290---- | 95.95 | G | ---- |
| YB30CL-B | 920-204 | 128.95 | E | ---- | ---- | SO3337 | 98.95 | G | ---- |
| 51814 | 920-205 | 109.95 | E | ---- | ---- | 360084 | 84.95 | G | 462002 149.95 B |
| 51913 | 920-206 | 97.95 | E | ---- | ---- | ---- | ---- | ---- | 462002 149.95 B |
| 53030 | 920-207 | 126.95 | E | ---- | ---- | 360086 | 109.95 | G | ---- |
| | ACID NOT INCLUDED | | | ACID NOT INCLUDED | | ACID PACKS INCLUDED IN ALL POWER SONIC BATTERIES | | | |

- accessories
- body
- handlebar & grips
- cables & levers
- exhaust
- engine
- fuel & intake
- electrical & ignition
- clutch
- drive
- bearings
- brakes
- steering & suspension
- tires
- tools & shop

ELECTRICAL & IGNITION

- accessories
- body
- handlebar & grips
- cables & levers
- exhaust
- engine
- fuel & intake
- electrical & ignition
- clutch
- drive
- bearings
- brakes
- steering & suspension
- tires
- tools & shop

| CONVENTIONAL 12 VOLT BATTERIES | | | | | | |
|--------------------------------|---------|----------|-------------|---------|---------|----------|
| BATTERY TYPE | YUASA | | POWER SONIC | | DELTRAN | |
| 12N5-3B | 920-208 | 36.95 E | 360087 | 24.95 G | ----- | |
| 12N5-4B | 920-209 | 36.95 E | 360088 | 24.95 G | 462001 | 99.95 B |
| 12N5.5-3B | 920-210 | 46.95 E | 360089 | 25.95 G | 462001 | 99.95 B |
| 12N5.5-4A | 920-211 | 50.95 E | 360090 | 26.95 G | 462001 | 99.95 B |
| 12N5.5A-3B | 920-212 | 39.95 E | 360091 | 28.95 G | 462001 | 99.95 B |
| 12N7-3B | 920-213 | 42.95 E | 360092 | 36.95 G | ----- | |
| 12N7-4A | 920-214 | 40.95 E | SO2274 | 36.95 G | ----- | |
| 12N7-4B | 920-215 | 51.95 E | 360093 | 31.95 G | ----- | |
| 12N7D-3B | 920-216 | 40.95 E | SO3228 | 30.95 G | ----- | |
| 12N9-3A | 920-217 | 53.95 E | ----- | | 462001 | 99.95 B |
| 12N9-3B | 920-218 | 51.95 E | 360095 | 32.95 G | 462002 | 149.95 B |
| 12N9-4B-1 | 920-219 | 38.95 E | SO1109 | 28.95 G | 462001 | 99.95 B |
| 12N12A-4A-1 | 920-222 | 46.95 E | SO1112 | 35.95 G | ----- | |
| 12N14-3A | 920-223 | 46.95 E | SO1114 | 37.95 G | ----- | |
| 12N24-3A | 920-224 | 97.95 E | ----- | | ----- | |
| 12N24-3 | 920-225 | 104.95 E | ----- | | ----- | |
| YHD-12H | 920-226 | 117.95 E | ----- | | 462002 | 149.95 B |



BATTERY CROSS REFERENCE CHART

| FACTORY ACTIVATED MAINTENANCE FREE | HIGH PERFORMANCE MAINTENANCE FREE | MAINTENANCE FREE VRLA | YUMICRON CX | YUMICRON | CONVENTIONAL |
|------------------------------------|-----------------------------------|------------------------|---------------|--------------------|---------------------|
| - | - | - | - | 6YB11-2D | 6N11-2D |
| - | YTX4L-BS | YT4L-BS (Discontinued) | - | YB4L-A, YB4L-B | - |
| YTZ7S | YTX5L-BS | YT5L-BS (Discontinued) | - | - | - |
| - | - | - | - | YB5L-B | 12N5-3B |
| - | - | - | - | YB7L-B | 12N7-3B |
| - | - | - | - | YB7-A | 12N7-4A |
| - | - | - | - | YB9-B | 12N9-4B-1 |
| - | - | - | - | YB9L-B | 12N9-3B |
| - | - | - | - | YB10L-A2 | 12N10-3A-2 |
| - | - | - | - | YB12A-A | 12N12A-4A-1 |
| YTX14H | YTX14H-BS | YTX14-BS | - | - | - |
| YTX14AH | YTX14AH-BS | - | - | YB14-A2, YB14-B2 | - |
| YTX14AH ††† | YTX14AH-BS ††† | - | - | YB14A-A1, YB14A-A2 | - |
| YTX14AHL | YTX14AHL-BS | - | - | YB14L-A2 | 12N14-3A |
| YTX14AHL | YTX14AHL-BS | - | - | YB14L-B2 | - |
| - | YTX20CH-BS | YTX16-BS | - | - | - |
| YTX20H, YTX20 † | YTX20H-BS † | YTX20-BS † | YB16-B-CX | YB16-B | - |
| YTX20H, YTX20 † | YTX20H-BS † | YTX20-BS † | - | YB18-A | - |
| YTX20HL-PW S | YTX20HL-BS-PW S | - | - | YB16CL-B | - |
| YTX20HL, YTX20L C | YTX20HL-BS C | YTX20L-BS C | YB16HL-A-CX | - | - |
| YTX20HL, YTX20L † | YTX20HL-BS † | YTX20L-BS † | - | YB16L-B | - |
| YTX20HL, YTX20L † | YTX20HL-BS † | YTX20L-BS † | - | YB18L-A | - |
| GYZ20L | YTX20HL-BS † | YTX20L-BS | - | - | - |
| YTX24HL †† | YTX24HL-BS †† | - | Y50-N18L-A-CX | Y50-N18L-A | - |
| YTX24HL | YTX24HL-BS | - | - | Y50-N18L-A3 | - |
| YTX24HL †† (1) | YTX24HL-BS †† (1) | - | - | SY50-N18L-AT | - |
| YIX30L | - | - | - | YB30L-B | - |
| YIX30L | - | - | - | 53030 | Y60-N24AL-B (disc.) |

VRLA Valve Regulated Lead Acid.

††† Includes 10mm spacer for use in replacing YB14A-A1 and YB14A-A2.

S Includes 20mm spacer for use in replacing YB16CL-B.

C Requires use of Yuasa Cover/Spacer Kit part no. 478651

† The YTX20 series batteries may be used as an optional upgrade, but some modification to the hold down may be necessary.

See label for retrofit cautions.

†† Top and front terminal mounts only.

(1) Eliminates need for sensor (needs to be disabled).

BATTERY SPECIFICATIONS

HIGH PERFORMANCE, MAINTENANCE FREE BATTERY SPECIFICATIONS - 12 VOLT

| BATTERY TYPE | | CAPACITY
AH (10H-R) | DIMENSIONS - INCHES
(+/- 1/16 IN) | | | DIMENSIONS - MM
(+/- 2 MM) | | | WEIGHT
W/O
ACID
LBS | TERMINAL
TYPE | ACID
VOL.
LITERS | REGULAR
CHARGE
CURRENT
AMP | C.C.A. @
0° F
(-18° C) |
|----------------|----|------------------------|--------------------------------------|--------|--------|-------------------------------|----|-----|------------------------------|------------------|------------------------|-------------------------------------|------------------------------|
| | | | L | W | H | L | W | H | | | | | |
| YTX14AH-BS ‡‡‡ | FA | 12 | 5 5/16 | 3 1/2 | 6 9/16 | 134 | 89 | 166 | 9.0 | 4 | 0.66 | 1.2 | 210 |
| YTX14AHL-BS | FA | 12 | 5 5/16 | 3 1/2 | 6 9/16 | 134 | 89 | 166 | 9.0 | 4 | 0.66 | 1.2 | 210 |
| YTX14H-BS | FA | 12 | 6 | 3 7/16 | 5 3/4 | 150 | 87 | 145 | 8.6 | 4 | 0.69 | 1.2 | 260 |
| YTX20CH-BS | | 18 | 6 | 3 7/16 | 6 3/8 | 150 | 87 | 161 | 11.0 | 4 | 0.82 | 1.8 | 270 |
| YTX20H-BS | FA | 18 | 6 7/8 | 3 7/16 | 6 1/8 | 175 | 87 | 155 | 12.4 | 4 | 0.93 | 1.8 | 310 |
| YTX20HL-BS | FA | 18 | 6 7/8 | 3 7/16 | 6 1/8 | 175 | 87 | 155 | 12.4 | 4 | 0.93 | 1.8 | 310 |
| YTX20HL-BS-PW | FA | 18 | 6 7/8 | 3 7/16 | 6 7/8 | 175 | 87 | 175 | 12.4 | 4 | 0.93 | 1.8 | 310 |
| YTX24HL-BS | FA | 21 | 8 1/8 | 3 7/16 | 6 3/8 | 205 | 87 | 162 | 14.4 | 4 | 0.99 | 2.1 | 350 |

FACTORY ACTIVATED MAINTENANCE FREE BATTERY SPECIFICATIONS - 12 VOLT

| BATTERY TYPE | | CAPACITY
AH (10H-R) | DIMENSIONS - INCHES
(+/- 1/16 IN) | | | DIMENSIONS - MM
(+/- 2 MM) | | | WEIGHT
W/O
ACID
LBS | TERMINAL
TYPE | ACID
VOL.
LITERS | REGULAR
CHARGE
CURRENT
AMP | C.C.A. @
0° F
(-18° C) |
|--------------|----|------------------------|--------------------------------------|---------|---------|-------------------------------|-----|------|------------------------------|------------------|------------------------|-------------------------------------|------------------------------|
| | | | L | W | H | L | W | H | | | | | |
| YTZ7S | | 6 | 4 7/16 | 2 3/4 | 4 1/8 | 113 | 70 | 105 | 4.6 | 5 | N/A | 0.6 | 130 |
| YTZ10S | | 8.6 | 6 | 3 7/16 | 3 11/16 | 150 | 87 | 93 | 7.0 | 11 | N/A | 0.9 | 190 |
| YTZ12S | | 11 | 6 | 3 7/16 | 4 3/8 | 150 | 87 | 110 | 8.1 | 11 | N/A | 1.1 | 210 |
| YTZ14S | | 11.2 | 6 | 3 7/16 | 4 3/8 | 150 | 87 | 110 | 8.6 | 11 | N/A | 1.1 | 230 |
| GYZ20L | | 18 | 6 7/8 | 3 7/16 | 6 1/8 | 175 | 87 | 155 | 15.2 | 4 | N/A | 1.8 | 270 |
| YIX30L | FA | 30 | 6 1/4 | 5 | 7 1/2 | 166 | 126 | 175 | 22.0 | 5 | N/A | 3.0 | 385 |
| TR4A-BS | | 2.3 | 4 1/2 | 1 15/16 | 3 3/8 | 114 | 49 | 86 | 2.0 | 12 | 0.14 | 0.3 | 45 |
| YT4B-BS | | 2.3 | 4 1/2 | 1 9/16 | 3 7/16 | 114 | 39 | 86.5 | 2.1 | 13 | 0.12 | 0.3 | 40 |
| YTX4L-BS | | 3 | 4 1/2 | 2 13/16 | 3 3/8 | 114 | 71 | 86 | 2.9 | 5 | 0.18 | 0.4 | 50 |
| YTX5L-BS | | 4 | 4 1/2 | 2 13/16 | 4 3/16 | 114 | 71 | 106 | 3.5 | 5 | 0.24 | 0.5 | 70 |
| YT7B-BS | | 6.5 | 6 | 2 9/16 | 3 11/16 | 150 | 65 | 93 | 5.0 | 11 | 0.33 | 0.7 | 85 |
| YTX7A-BS | | 6 | 6 | 3 7/16 | 3 3/4 | 150 | 87 | 94 | 5.3 | 5 | 0.33 | 0.7 | 90 |
| YTX7L-BS | | 6 | 4 1/2 | 2 13/16 | 5 3/16 | 114 | 71 | 131 | 5.1 | 5 | 0.33 | 0.6 | 85 |
| YT9B-BS | | 8 | 6 | 2 3/4 | 4 1/8 | 150 | 70 | 105 | 7.5 | 11 | 0.4 | 0.8 | 115 |
| YTX9-BS | FA | 8 | 6 | 3 7/16 | 4 3/16 | 150 | 87 | 105 | 5.4 | 5 | 0.40 | 0.9 | 120 |
| YT12A-BS | | 9.5 | 6 | 3 7/16 | 4 3/16 | 150 | 87 | 105 | 6.3 | 5 | 0.47 | 1.0 | 175 |
| YT12B-BS | | 10 | 6 | 2 3/4 | 5 1/8 | 150 | 69 | 130 | 7.6 | 11 | 0.52 | 1.0 | 125 |
| YTX12-BS | FA | 10 | 6 | 3 7/16 | 5 1/8 | 150 | 87 | 130 | 7.5 | 5 | 0.60 | 1.2 | 180 |
| KMX14-BS K | | 12 | 6 | 3 7/16 | 5 3/4 | 150 | 87 | 145 | 8.1 | 5 | 0.69 | 1.4 | 200 |
| YT14B-BS | | 12 | 6 1/8 | 2 3/4 | 5 3/4 | 152 | 70 | 145 | 10.1 | 11 | 0.60 | 1.2 | 210 |
| YTX14-BS | FA | 12 | 6 | 3 7/16 | 5 3/4 | 150 | 87 | 145 | 8.1 | 5 | 0.69 | 1.4 | 200 |
| YTX14L-BS | FA | 12 | 6 | 3 7/16 | 5 3/4 | 150 | 87 | 145 | 8.1 | 5 | 0.69 | 1.4 | 200 |
| YTX15L-BS | | 13 | 6 7/8 | 3 7/16 | 5 1/8 | 175 | 87 | 130 | 8.8 | 4 | 0.69 | 1.3 | 230 |
| YTX16-BS | | 14 | 6 | 3 7/16 | 6 3/8 | 150 | 87 | 161 | 10.3 | 4 | 0.78 | 1.4 | 230 |
| YTX16-BS-1 | | 14 | 6 | 3 7/16 | 6 3/8 | 150 | 87 | 161 | 10.3 | 1 | 0.78 | 1.4 | 230 |
| YTX20-BS | FA | 18 | 6 7/8 | 3 7/16 | 6 1/8 | 175 | 87 | 155 | 11.2 | 4 | 0.93 | 1.8 | 270 |
| YTX20L-BS | FA | 18 | 6 7/8 | 3 7/16 | 6 1/8 | 175 | 87 | 155 | 11.2 | 4 | 0.93 | 1.8 | 270 |

YUMICRON CX BATTERY SPECIFICATIONS - 12 VOLT

| BATTERY TYPE | | CAPACITY
AH (10H-R) | DIMENSIONS - INCHES
(+/- 1/16 IN) | | | DIMENSIONS - MM
(+/- 2 MM) | | | WEIGHT
W/O
ACID
LBS | TERMINAL
TYPE | ACID
VOL.
OUNCES | REGULAR
CHARGE
CURRENT
AMP | C.C.A. @
0° F
(-18° C) |
|---------------|--|------------------------|--------------------------------------|--------|-------|-------------------------------|-----|-----|------------------------------|------------------|------------------------|-------------------------------------|------------------------------|
| | | | L | W | H | L | W | H | | | | | |
| YB16-B-CX | | 19 | 6 7/8 | 4 | 6 1/8 | 175 | 100 | 155 | 10.5 | 6 | 40.6 | 1.9 | - |
| YB16HL-A-CX | | 19 | 6 7/8 | 4 | 6 1/8 | 175 | 100 | 155 | 10.5 | 6 | 40.6 | 1.9 | - |
| Y50-N18L-A-CX | | 20 | 8 1/8 | 3 9/16 | 6 3/8 | 205 | 90 | 162 | 11.2 | 7 | 47.3 | 2.0 | - |

YUMICRON BATTERY SPECIFICATIONS -12 VOLT

- accessories
- body
- handlebar & grips
- cables & levers
- exhaust
- engine
- fuel & intake
- electrical & ignition
- clutch
- drive
- bearings
- brakes
- steering & suspension
- tires
- tools & shop

ELECTRICAL & IGNITION

YUASA BATTERY SPECIFICATIONS CONTINUED

- accessories
- body
- handlebar & grips
- cables & levers
- exhaust
- engine
- fuel & intake
- electrical & ignition
- clutch
- drive
- bearings
- brakes
- steering & suspension
- tires
- tools & shop

| BATTERY TYPE | CAPACITY
AH
(10H-R) | DIMENSIONS - INCHES
(+/- 1/16 IN) | | | DIMENSIONS - MM
(+/- 2 MM) | | | WEIGHT
W/O
ACID
LBS | TERMINAL
TYPE | ACID
VOL.
OUNCES | REGULAR
CHARGE
CURRENT
AMP | C.C.A. @
0° F
(-18° C) |
|------------------|---------------------------|--------------------------------------|---------|---------|-------------------------------|------|-----|------------------------------|------------------|------------------------|-------------------------------------|------------------------------|
| | | L | W | H | L | W | H | | | | | |
| YB2.5L-C | 2.5 | 3 3/16 | 2 3/4 | 4 1/8 | 80 | 70 | 105 | 1.7 | - | 8.1 | 0.3 | - |
| YB2.5L-C-1 | 2.5 | 3 3/16 | 2 3/4 | 4 1/8 | 80 | 70 | 105 | 1.7 | - | 8.1 | 0.3 | - |
| YB3L-A | 3 | 3 7/8 | 2 1/4 | 4 3/8 | 98 | 56 | 110 | 2.5 | 6 | 8.1 | 0.3 | - |
| YB3L-B | 3 | 3 7/8 | 2 1/4 | 4 3/8 | 98 | 56 | 110 | 2.5 | 6 | 8.1 | 0.3 | - |
| YB4L-A | 4 | 4 3/4 | 2 3/4 | 3 5/8 | 120 | 70 | 92 | 2.8 | 5 | 10.1 | 0.4 | - |
| YB4L-B | 4 | 4 3/4 | 2 3/4 | 3 5/8 | 120 | 70 | 92 | 2.8 | 5 | 10.1 | 0.4 | - |
| YB5L-B | 5 | 4 3/4 | 2 3/8 | 5 1/8 | 120 | 60 | 130 | 3.5 | 6 | 12.2 | 0.5 | - |
| YB7-A | 8 | 5 5/16 | 3 | 5 1/4 | 135 | 75 | 133 | 5.1 | 6 | 20.3 | 0.8 | - |
| YB7B-B | 7 | 6 | 2 3/8 | 5 1/8 | 150 | 60 | 130 | 4.0 | 6 | 16.9 | 0.7 | - |
| YB7C-A | 8 | 5 1/8 | 3 9/16 | 4 1/2 | 130 | 90 | 114 | 5.1 | 3 | 20.3 | 0.8 | - |
| YB7L-B | 8 | 5 5/16 | 3 | 5 1/4 | 135 | 75 | 133 | 5.1 | 6 | 20.3 | 0.8 | - |
| YB9A-A | 9 | 5 5/16 | 3 | 6 1/8 | 135 | 75 | 155 | 5.3 | 6 | 20.3 | 0.9 | - |
| YB9L-A2 | 9 | 5 5/16 | 3 | 5 1/2 | 135 | 75 | 139 | 5.3 | 2 | 20.3 | 0.9 | - |
| YB9-B | 9 | 5 5/16 | 3 | 5 1/2 | 135 | 75 | 139 | 5.3 | 6 | 20.3 | 0.9 | - |
| YB9L-B | 9 | 5 5/16 | 3 | 5 1/2 | 135 | 75 | 139 | 5.3 | 6 | 20.3 | 0.9 | - |
| YB10A-A2 | 11 | 5 5/16 | 3 9/16 | 6 1/8 | 135 | 90 | 155 | 7.0 | 8 | 27.0 | 1.1 | - |
| YB10L-A2 | 11 | 5 5/16 | 3 9/16 | 5 3/4 | 135 | 90 | 145 | 7.0 | 8 | 27.0 | 1.1 | - |
| YB10L-B | 11 | 5 5/16 | 3 9/16 | 5 3/4 | 135 | 90 | 145 | 7.0 | 6 | 27.0 | 1.1 | - |
| YB10L-B2 | 11 | 5 5/16 | 3 9/16 | 5 3/4 | 135 | 90 | 145 | 7.0 | 8 | 27.0 | 1.1 | - |
| YB12A-A | 12 | 5 5/16 | 3 3/16 | 6 5/16 | 134 | 80 | 160 | 6.8 | 6 | 27.0 | 1.2 | - |
| YB12A-A W/S † | 12 | 5 5/16 | 3 3/16 | 6 5/16 | 134 | 80 | 160 | 6.8 | 6 | 27.0 | 1.2 | - |
| YB12A-A W/TA ** | 12 | 5 5/16 | 3 3/16 | 6 5/16 | 134 | 80 | 160 | 6.8 | 6 | 27.0 | 1.2 | - |
| YB12AL-A W/TA D1 | 12 | 5 5/16 | 3 3/16 | 6 5/16 | 134 | 80 | 160 | 6.8 | 6 | 25.4 | 1.2 | - |
| YB12AL-A | 12 | 5 5/16 | 3 3/16 | 6 5/16 | 134 | 80 | 160 | 6.8 | 6 | 25.4 | 1.2 | - |
| YB12AL-A2 * | 12 | 5 5/16 | 3 3/16 | 6 5/16 | 134 | 80 | 160 | 6.8 | 8 | 25.4 | 1.2 | - |
| YB12A-B | 12 | 5 5/16 | 3 3/16 | 6 5/16 | 134 | 80 | 160 | 6.8 | 6 | 25.4 | 1.2 | - |
| YB12B-B2 | 12 | 6 5/16 | 3 9/16 | 5 1/8 | 160 | 90 | 130 | 7.1 | 8 | 27.0 | 1.2 | - |
| YB12C-A | 12 | 5 5/16 | 3 3/16 | 6 7/8 | 134 | 80 | 175 | 7.1 | 4 | 27.0 | 1.2 | - |
| YB14-A2 | 14 | 5 5/16 | 3 1/2 | 6 9/16 | 134 | 89 | 166 | 7.6 | 8 | 30.4 | 1.4 | - |
| YB14A-A1 | 14 | 5 5/16 | 3 1/2 | 6 15/16 | 134 | 89 | 176 | 7.9 | 6 | 30.4 | 1.4 | - |
| YB14A-A2 | 14 | 5 5/16 | 3 1/2 | 6 15/16 | 134 | 89 | 176 | 7.9 | 8 | 30.4 | 1.4 | - |
| YB14L-A1 | 14 | 5 5/16 | 3 1/2 | 6 9/16 | 134 | 89 | 166 | 7.6 | 1 | 30.4 | 1.4 | - |
| YB14L-A2 | 14 | 5 5/16 | 3 1/2 | 6 9/16 | 134 | 89 | 166 | 7.6 | 8 | 30.4 | 1.4 | - |
| YB14L-A2 W/S † | 14 | 5 5/16 | 3 1/2 | 6 9/16 | 134 | 89 | 166 | 7.6 | 8 | 30.4 | 1.4 | - |
| YB14L-B2 | 14 | 5 5/16 | 3 1/2 | 6 9/16 | 134 | 89 | 166 | 7.6 | 8 | 30.4 | 1.4 | - |
| YB14-B2 | 14 | 5 5/16 | 3 1/2 | 6 9/16 | 134 | 89 | 166 | 7.6 | 8 | 30.4 | 1.4 | - |
| SYB14L-A2 # | 14 | 5 5/16 | 3 1/2 | 6 9/16 | 134 | 89 | 166 | 7.6 | 8 | 30.4 | 1.4 | - |
| SYB14L-B2 # | 14 | 5 5/16 | 3 1/2 | 6 9/16 | 134 | 89 | 166 | 7.6 | 8 | 30.4 | 1.4 | - |
| YB16AL-A2 | 16 | 8 1/8 | 2 13/16 | 6 7/16 | 207 | 71.5 | 164 | 8.6 | 2 | 37.2 | 1.6 | - |
| HYB16A-AB | 16 | 6 | 3 5/8 | 7 1/16 | 151 | 91 | 180 | 8.5 | 7 | 30.4 | 1.6 | - |
| YB16-B | 19 | 6 7/8 | 4 | 6 1/8 | 175 | 100 | 155 | 10.5 | 6 | 40.6 | 1.9 | - |
| YB16L-B | 19 | 6 7/8 | 4 | 6 1/8 | 175 | 100 | 155 | 10.5 | 6 | 40.6 | 1.9 | - |
| YB16B-A | 16 | 6 5/16 | 3 9/16 | 6 3/8 | 160 | 90 | 161 | 8.4 | 4 | 33.8 | 1.6 | - |
| YB16B-A1 * | 16 | 6 5/16 | 3 9/16 | 6 3/8 | 160 | 90 | 161 | 8.4 | 7 | 33.8 | 1.6 | - |
| YB16C-B | 19 | 6 7/8 | 4 | 6 7/8 | 175 | 100 | 175 | 10.1 | 5 | 40.6 | 1.9 | - |
| YB16CL-B | 19 | 6 7/8 | 4 | 6 7/8 | 175 | 100 | 175 | 10.1 | 5 | 40.6 | 1.9 | - |
| SYB16L-B # D2 | 19 | 6 15/16 | 4 | 6 1/8 | 175 | 100 | 155 | 9.3 | 6 | 43.9 | 1.9 | - |
| YB18-A | 18 | 7 1/8 | 3 9/16 | 6 3/8 | 180 | 90 | 162 | 9.4 | 7 | 40.6 | 1.8 | - |
| YB18L-A | 18 | 7 1/8 | 3 9/16 | 6 3/8 | 180 | 90 | 162 | 9.4 | 7 | 40.6 | 1.8 | - |
| Y50-N18A-A | 20 | 8 1/8 | 3 9/16 | 6 15/16 | 205 | 90 | 176 | 11.2 | 7 | 50.7 | 2.0 | - |
| Y50-N18L-A | 20 | 8 1/8 | 3 9/16 | 6 3/8 | 205 | 90 | 162 | 11.2 | 7 | 47.3 | 2.0 | - |
| Y50-N18L-A3 | 20 | 8 1/8 | 3 9/16 | 6 3/8 | 205 | 90 | 162 | 11.2 | 4 | 47.3 | 2.0 | - |
| SY50-N18L-AT # | 20 | 8 1/8 | 3 9/16 | 6 3/8 | 205 | 90 | 162 | 11.2 | 7 | 47.3 | 2.0 | - |

YUMICRON BATTERY SPECIFICATIONS -12 VOLT

BATTERY SPECIFICATIONS CONTINUED

| BATTERY TYPE | CAPACITY AH (10H-R) | DIMENSIONS - INCHES (+/- 1/16 IN) | | | DIMENSIONS - MM (+/- 2 MM) | | | WEIGHT W/O ACID LBS | TERMINAL TYPE | ACID VOL. OUNCES | REGULAR CHARGE CURRENT AMP | C.C.A. @ 0° F (-18° C) |
|----------------|---------------------|-----------------------------------|--------|---------|----------------------------|-----|-----|---------------------|---------------|------------------|----------------------------|------------------------|
| | | L | W | H | L | W | H | | | | | |
| Y60-N24-A | 28 | 7 1/4 | 4 7/8 | 6 7/8 | 184 | 124 | 175 | 14.4 | 3 | 57.5 | 2.8 | - |
| Y60-N24AL-B D3 | 28 | 7 1/4 | 4 7/8 | 6 7/8 | 184 | 124 | 175 | 14.4 | 3 | 57.5 | 2.8 | - |
| YB30L-B | 30 | 6 5/8 | 5 3/16 | 6 15/16 | 168 | 132 | 176 | 14.1 | 4 | 57.5 | 3.0 | - |
| YB30CL-B | 30 | 6 5/8 | 5 3/16 | 7 9/16 | 168 | 132 | 192 | 14.5 | 4 | 57.5 | 3.0 | - |
| 51814 | *** 19 | 7 7/16 | 3 1/4 | 6 7/8 | 186 | 82 | 171 | 9.4 | 10 | 33.8 | 1.9 | - |
| 51913 | *** 19 | 7 7/16 | 3 1/4 | 6 7/8 | 186 | 82 | 171 | 9.4 | 10 | 33.8 | 1.9 | - |
| 53030 | *** 30 | 7 7/16 | 5 1/8 | 6 7/8 | 186 | 130 | 171 | 16.1 | 10 | 54.1 | 3.0 | - |

CONVENTIONAL BATTERY SPECIFICATIONS - 12 VOLT

| BATTERY TYPE | CAPACITY AH (10H-R) | DIMENSIONS - INCHES (+/- 1/16 IN) | | | DIMENSIONS - MM (+/- 2 MM) | | | WEIGHT W/O ACID LBS | TERMINAL TYPE | ACID VOL. OUNCES | REGULAR CHARGE CURRENT AMP | C.C.A. @ 0° F (-18° C) |
|---------------|---------------------|-----------------------------------|--------|---------|----------------------------|-----|-----|---------------------|---------------|------------------|----------------------------|------------------------|
| | | L | W | H | L | W | H | | | | | |
| 12N5-3B | 5 | 4 3/4 | 2 3/8 | 5 1/8 | 120 | 60 | 130 | 3.1 | 6 | 13.5 | 0.5 | - |
| 12N5-4B | 5 | 4 3/4 | 2 3/8 | 5 1/8 | 120 | 60 | 130 | 3.1 | 6 | 13.5 | 0.5 | - |
| 12N5.5-3B | 5.5 | 5 5/16 | 2 3/8 | 5 1/8 | 135 | 60 | 130 | 4.3 | 6 | 13.5 | 0.6 | - |
| 12N5.5-4A | 5.5 | 5 5/16 | 2 3/8 | 5 1/8 | 135 | 60 | 130 | 4.3 | 2 | 13.5 | 0.6 | - |
| 12N5.5A-3B | 5.5 | 4 1/16 | 3 9/16 | 4 1/2 | 103 | 90 | 114 | 4.3 | 6 | 16.9 | 0.6 | - |
| 12N7-3B | 7 | 5 5/16 | 3 | 5 1/4 | 135 | 75 | 133 | 4.9 | 6 | 16.9 | 0.7 | - |
| 12N7-4A | 7 | 5 5/16 | 3 | 5 1/4 | 135 | 75 | 133 | 4.9 | 6 | 16.9 | 0.7 | - |
| 12N7-4B | 7 | 5 5/16 | 3 | 5 1/4 | 135 | 75 | 133 | 4.9 | 6 | 16.9 | 0.7 | - |
| 12N7D-3B | 7 | 5 5/16 | 3 | 5 15/16 | 135 | 75 | 150 | 4.9 | 6 | 20.3 | 0.7 | - |
| 12N9-3A | 9 | 5 5/16 | 3 | 5 1/2 | 135 | 75 | 139 | 5.4 | 9 | 20.3 | 0.9 | - |
| 12N9-3A-1 D4 | 9 | 5 5/16 | 3 | 5 1/2 | 135 | 75 | 139 | 5.4 | 6 | 20.3 | 0.9 | - |
| 12N9-3B | 9 | 5 5/16 | 3 | 5 1/2 | 135 | 75 | 139 | 5.4 | 6 | 20.3 | 0.9 | - |
| 12N9-4B-1 | 9 | 5 5/16 | 3 | 5 1/2 | 135 | 75 | 139 | 5.4 | 6 | 20.3 | 0.9 | - |
| 12N10-3A D5 | 10 | 5 5/16 | 3 9/16 | 5 3/4 | 135 | 90 | 145 | 6.4 | 6 | 27.0 | 1.0 | - |
| 12N10-3A-1 D5 | 10 | 5 5/16 | 3 9/16 | 5 3/4 | 135 | 90 | 145 | 6.4 | 6 | 27.0 | 1.0 | - |
| 12N10-3A-2 | 10 | 5 5/16 | 3 9/16 | 5 3/4 | 135 | 90 | 145 | 5.8 | 8 | 27.0 | 1.0 | - |
| 12N11-3A-1 | 11 | 5 5/16 | 3 9/16 | 6 1/8 | 135 | 90 | 155 | 7.5 | 8 | 27.0 | 1.1 | - |
| 12N12A-4A-1 | 12 | 5 5/16 | 3 3/16 | 6 5/16 | 134 | 80 | 160 | 6.8 | 6 | 23.7 | 1.2 | - |
| 12N14-3A | 14 | 5 5/16 | 3 1/2 | 6 9/16 | 134 | 89 | 166 | 7.5 | 8 | 27.0 | 1.4 | - |
| 12N24-3A | 24 | 7 1/4 | 4 7/8 | 6 7/8 | 184 | 124 | 175 | 12.1 | 3 | 40.6 | 2.4 | - |
| 12N24-3 | 24 | 7 1/4 | 4 7/8 | 6 7/8 | 184 | 124 | 175 | 12.1 | 3 | 40.6 | 2.4 | - |
| YHD-12H | 29 | 8 1/8 | 5 1/4 | 6 1/2 | 206 | 133 | 165 | 13.3 | 9 | 74.4 | 2.8 | - |

FA ALSO AVAILABLE FACTORY ACTIVATED. DROP "-BS" FROM PART NO.

‡‡‡ INCLUDES 10MM SPACER FOR ADDITIONAL HEIGHT REQUIRED IN REPLACING YB14A-A1 AND YB14A-A2.

S HEIGHT WITH 20MM SPACER INCLUDED FOR USE IN REPLACING YB16CL-B.

K AVAILABLE AT KAWASAKI DEALERS ONLY.

† WHEN ORDERING THIS BATTERY, SPECIFY SENSOR.

THIS BATTERY INCLUDES A SENSOR.

* INCLUDES TERMINAL ADAPTOR FOR CONVERTING TO TOP MOUNT.

** WHEN ORDERING THIS BATTERY, SPECIFY TERMINAL ADAPTOR.

*** @ 20 HR. RATE.

**** TEST RESULTS NOT AVAILABLE AT DATE OF PRINTING - VALUE IS THEORETICAL.

- accessories
- body
- handlebar & grips
- cables & levers
- exhaust
- engine
- fuel & intake
- electrical & ignition
- clutch
- drive
- bearings
- brakes
- steering & suspension
- tires
- tools & shop

ELECTRICAL & IGNITION

YUMICRON BATTERY CROSS REFERENCE CHART

Terminal shapes vary from one battery to another. By identifying the correct replacement battery from the following application, you are assured of the proper terminal configuration. For custom applications, refer to the chart below to identify terminal shape and corresponding batteries.

| Type | Terminal | | | Battery Type | | | | |
|-----------|----------|------|-----|--|--|--|--|---|
| | Front | Side | Top | | | | | |
| 1 | | | | YB14L-A1
YTX16-BS-1 | | | | |
| 2 | | | | YB9L-A2
12N5.5-4A | YB16AL-A2 | | | |
| 3 | | | | YB7C-A
12N24-3 | Y60-N24AL-B
12N24-3A | Y60-N24-A | | |
| 4 | | | | YB12C-A
YTX14L-BS
YTX20CH-BS
YTX20HL-BS-PW | YB16B-A
YTX14H-BS
YTX20-BS
YTX24HL-BS | Y50-N18L-A3
YTX14AH-BS
YTX20L-BS
GY220L | YB30L-B
YTX14AHL-B
YTX20H-BS | YB30CL-B
YTX15L-BS
YTX20HL-BS |
| 5 | | | | YTX4L-BS
YTX9-BS
YTX16-BS
YB4L-A | YTX5L-BS
YT12A-BS
YB4L-B | YTZ7S
YTX12-BS
YB16C-B | YTX7A-BS
KMX14-BS
YB16CL-B | YTX7L-BS
YTX14-BS
YIX30L-BS |
| 6 | | | | YB3L-A
YB7L-B
YB12A-A
YB16-B-CX
12N5-3B
12N7-4A
12N9-4B-1
6N5-3B
B3B-6 | YB3L-B
YB9A-A
YB12AL-A
YB16L-B
12N5-4B
12N7-4B
12N10-3A
6N5-3B-1
B54-6 | YB5L-B
YB9-B
YB12A-B
YB16HL-A-CX
12N5.5-3B
12N7D-3B
12N10-3A-1
6N11A-1B
B3B-6A | YB7-A
YB9L-B
YB14A-A1
SYB16L-B
12N5.5A-3B
12N9-3A-1
12N12A-4A-1
6N11-2D | YB7B-B
YB10L-B
YB16-B
12N7-3B
12N9-3B
6N12A-2D |
| 7 | | | | HYB16A-AB
Y50-N18A-A | YB16B-A1**
Y50-N18L-A | YB18-A
Y50-N18L-A-CX | YB18L-A
SY50-N18L-AT | |
| 8 | | | | YB10A-A2
YB12B-B2
SYB14L-A2
12N10-3A-2 | YB10L-A2
YB14-A2
YB14-B2
12N11-3A-1 | YB10L-B2
YB14A-A2
YB14L-B2
12N14-3A | YB12AL-A2*
YB14L-A2 | |
| 9 | | | | YHD-12H
12N9-3A | | | | |
| 10 | | | | 51814 | 51913 | 53030 | | |
| 11 | | | | YT9B-BS
YT7B-BS | YTZ10S
YTR9-BS | YTZ12S
YT12B-BS | YTZ14S | YT14B-BS |
| 12 | | | | YTR4A-BS | | | | |
| 13 | | | | YT4B-BS | | | | |

BATTERY BOLT AND NUT SETS

| DESCRIPTION | PART # | | | |
|--|---------|------|---|--|
| 12mm Stainless Steel Bolt & Nut Set | 920-232 | 2.95 | E | |
| 20mm, 12 Stainless Steel Bolt, Washer & Brass Spacer Set | 920-233 | 2.95 | E | |
| 16mm Stainless Steel Nut & Washer Set | 920-234 | 2.95 | E | |
| 12mm Stainless Steel Bolt & Nut Set | 920-235 | 1.95 | E | |
| 20mm, 12 Stainless Steel Bolt, Washer and Brass Spacer Set | 920-236 | 1.95 | E | |
| 11mm Stainless Steel Bolt & Nut Set | 920-237 | 4.95 | E | |
| 22mm Stainless Steel Bolt & Nut Set | 920-239 | 1.95 | E | |
| 14mm Stainless Steel Bolt & Nut Set | 920-240 | 2.95 | E | |





CROSS REFERENCE CHART

| YUASA | EXIDE | DEKA | DELCO | INTERSTATE | GS-ZTONG
YEE | GS-JSB | MOTO
CROSS | NAPA | SEARS | WAL-MART | YACHT |
|---|----------|--------|----------|--------------|-----------------|-------------|---------------|----------|-------|----------|------------|
| FACTORY SEALED / SEALED MAINTENANCE FREE | | | | | | | | | | | |
| YTR4A-BS | - | - | - | CYTR4A-BS | GTR4A-5 | - | M62R4A | - | - | - | - |
| YT4B-BS | - | - | - | CYT4B-BS | GT4B-5 | - | M62T4B | - | - | - | - |
| YTX4L-BS | 4L-BS | - | GT4L-BS | CYTX4L-BS | GT4L-BS | - | M62X4B | 740-1865 | 44015 | ES4LBS | CT4L-BS |
| YTX5L-BS | 5L-BS | - | GTX5L-BS | CYTX5L-BS | GTX5L-BS | - | M32X5B | - | 44022 | - | - |
| YTX7A-BS | 7A-BS | - | - | CYTX7A-BS | GTX-7A-BS | - | M32X7A | - | 44023 | - | CTX7A-BS |
| YT7B-BS | - | - | - | CYT7B-BS | GT7B-4 | - | M62T7B | - | - | - | - |
| YTX7L-BS | 7L-BS | - | - | CYTX7L-BS | - | GTX7L-BS | M327BS | - | 44024 | - | CTX7L-BS |
| YTZ7S | - | - | - | FAYTZ7S | GT6B-3 | - | M727ZS | - | - | - | - |
| YTX9-BS | 9-BS | ETX9 | GTX9-BS | CYTX9-BS | GTX9-BS | - | M329BS | 740-1825 | 44025 | - | CTX9-BS |
| YT9B-BS | - | - | - | CYT9B-BS | GT9B-4 | - | M629B4 | - | - | - | - |
| YTZ10S | - | - | - | FAYTZ10S | - | - | M7210A | - | - | - | - |
| YTX12-BS | 12-BS | ETX12 | GTX12-BS | CYTX12-BS | GTX12-BS | - | M3RH2S | 740-1866 | 44016 | ES12BS | CTX12-BS |
| YT12B-BS | - | - | - | CYT12B-BS | GT12B-4 | - | M6212B | - | - | - | - |
| YTZ12S | - | - | - | FAYTZ12S | - | - | M7212A | - | - | - | - |
| YTX14-BS | 14-BS | ETX14 | GTX14-BS | CYTX14-BS | GTX14-BS | - | M3RH4S | 740-1886 | 44017 | ES14BS | CTX14-BS |
| YTX14AH-BS | - | ETX15 | - | CYTX14AH-BS | - | - | M62H4A | - | 44004 | - | - |
| YTX14AHL-BS | - | ETX15L | - | CYTX14AHL-BS | - | - | M62H4L | - | 44005 | - | - |
| YT14B-BS | - | - | - | CYT14B-BS | GT14B-4 | - | M624B4 | - | - | - | - |
| YTX14L-BS | - | - | - | CYTX14L-BS | - | - | - | - | - | - | - |
| YTZ14S | - | - | - | FAYTZ14S | - | - | M72Z14 | - | - | - | CTX20L-BS |
| YTX15L-BS | - | - | - | CYTX15L-BS | - | - | M6215L | - | 44162 | - | - |
| YTX16-BS | - | - | - | CYTX16-BS | - | - | M32X6S | - | - | - | - |
| YTX20-BS | 16-BS | ETX16 | TBA | CYTX20-BS | GT16-BS | - | M32RBS | TBA | 44028 | - | - |
| YTX20CH-BS | - | - | - | CYTX20CH-BS | - | - | M6220C | - | - | - | - |
| YTX20L-BS | 16L-BS | ETX16L | TBA | CYTX20L-BS | GT16L-BS | - | M320BS | TBA | 44027 | - | - |
| YTX20L-BS | 20L-BS | ETX20L | TBA | CYTX20L-BS | GTX20L-BS | - | M320BS | TBA | 44027 | - | CTX20L-BS |
| YTX24HL-BS | 18L-BS | ETX18L | TBA | CYTX24HL-BS | GTX18L-BS | - | M6250H | TBA | 44006 | - | - |
| YIX30L-BS | - | - | - | FAYIX30L | - | YGIX30 | M7230L | - | - | - | - |
| YUMICRON HIGH PERFORMANCE CONVENTIONAL | | | | | | | | | | | |
| YB2.5L-C | 2.5L-C | - | - | YB2.5L-C | CB2.5L-C | GM2.5A-3C-3 | M325LC | - | 44035 | - | CB2.5L-C |
| YB2.5L-C-1 | 2.5L-C-1 | - | - | YB2.5L-C-1 | CB2.5L-C-1 | GM2.5A-3C-1 | M32LC1 | - | 44036 | - | CB2.5L-C-1 |
| YB3L-A | 3L-A | - | - | YB3L-A | CB3L-A | GM3-3A | M323LA | - | 44037 | - | CB3L-A |
| YB3L-B | 3L-B | - | - | YB3L-B | CB3L-B | GM3-3B | M223LB | - | 44038 | - | CB3L-B |
| YB4L-A | 4L-A | - | - | YB4L-A | CB4L-A | GM4A-3B | M224LA | - | 44039 | - | CB4L-A |
| YB4L-B | 4L-B | - | MC0414 | YB4L-B | CB4L-B | GM4-3B | M324LB | 740-1861 | 44014 | - | CB4L-B |
| YB5L-B | 5L-B | - | - | YB5L-B | CB5L-B | GM5Z-3B | M325LB | 740-1868 | 44353 | - | CB5L-B |
| YB7-A | 7-A | - | - | YB7-A | CB7-A | GM7Z-4A | M227AY | - | 44040 | - | CB7-A |
| YB7C-A | 7C-A | - | - | YB7C-A | - | GM7CZ-3D | M227CY | M227CY | 44041 | - | CB7C-A |
| YB7L-B | 7L-B | - | - | YB7L-B | CB7L-B | GM7-3B-1 | M2273Y | - | 44042 | - | CB7L-B |
| YB9A-A | 9AA | - | CB9A-A | YB9A-A | CB9A-A | GM9AZ-4A | M329AY | 740-1872 | 44043 | - | CB9A-A |
| YB9L-A2 | 9L-A2 | - | - | YB9L-A2 | CB9L-A2 | - | M2292Y | - | 44044 | - | CB9L-A2 |
| YB9-B | 9-B | - | - | YB9-B | CB9-B | GM9Z-4B | M329BY | 740-1858 | 44356 | - | CB9-B |

- accessories
- body
- handlebar & grips
- cables & levers
- exhaust
- engine
- fuel & intake
- electrical & ignition
- clutch
- drive
- bearings
- brakes
- steering & suspension
- tires
- tools & shop

ELECTRICAL & IGNITION



CROSS REFERENCE CHART CONTINUED

| | YUASA | EXIDE | DEKA | DELCO | INTERSTATE | GS-ZTONG YEE | GS-JSB | MOTO CROSS | NAPA | SEARS | WAL-MART | YACHT |
|-----------------------|---|-------------|------|-----------|-------------|--------------|-------------|------------|----------|-------|--------------|--------------|
| | YUMICRON HIGH PERFORMANCE CONVENTIONAL | | | | | | | | | | | |
| accessories | YB9L-B | 9LB | - | - | YB9L-B | CB9L-B | GM9Z-3B | M329LY | 740-1837 | 44045 | - | CB9L-B |
| body | YB10A-A2 | 10A-A | - | - | YB10A-A2 | CB10A-A | - | M321AY | - | 44046 | - | CB10A-A |
| handlebar & grips | YB10L-A2 | 10LA2 | - | MC1114 | YB10L-A2 | CB10L-A2 | GM10Z-3A | M3210Y | 740-1857 | 44355 | ES10LA2 | CB10L-A2 |
| cables & levers | YB10L-B | 10L-B | - | - | YB10L-B | CB10L-B | GM10-3B | M321LB | 740-1831 | 44047 | - | CB10L-B |
| exhaust | YB10L-B2 | 10L-B2 | - | - | YB10L-B2 | CB10L-B2 | - | M221L2 | 740-1832 | 44048 | - | - |
| engine | YB12A-A | 12AA | - | MC1216 | YB12A-A | CB12A-A | GM12AZ-4A-1 | M3212Y | 740-1854 | 44358 | ES12AA | CB12A-A |
| fuel & intake | YB12AL-A | 12AL-A | - | - | YB12AL-A | CB12AL-A | GM12AZ-3A-1 | M3221Y | 740-1873 | 44052 | - | CB12AL-A |
| electrical & ignition | YB12A-B | 12A-B | - | - | YB12A-B | - | - | M222AB | - | 44053 | - | CB12A-B |
| clutch | YB12B-B2 | 12B-B2 | - | - | YB12B-B2 | CB12B-B2 | GM12B-4B | M221B2 | - | 44054 | - | CB12B-B2 |
| drive | YB12C-A | 12C-A | - | - | YB12C-A | - | GM12CZ-4A-2 | M222CA | - | 44055 | - | CB12C-A |
| bearings | YB14-A2 | 14-A2 | - | - | YB14-A2 | CB14-A2 | GM14Z-4A | M3214H | 740-1864 | 44363 | - | CB14-A2 |
| brakes | YB14A-A1 | 14AA1 | - | - | YB14A-A1 | CB14A-A | GM14AZ-4A | M224A1 | 740-1826 | 44056 | - | CB14A-A1 |
| steering & suspension | YB14A-A2 | 14AA2 | - | MC1418 | YB14A-A2 | CB14A-A2 | GM14AZ-4A-1 | M3214A | 740-1860 | - | ES14AA2 | CB14A-A2 |
| tires | YB14L-A1 | 14L-A1 | - | - | YB14L-A1 | CB14L-A1 | GM14Z-3A-1 | M22141 | - | 44057 | - | CB14L-A1 |
| tools & shop | YMF14L-2 * | 14L-2 | - | - | - | - | - | - | - | - | - | - |
| | YB14L-A2 | 14L-A2 | - | MC1406 | YB14L-A2 | CB14L-A2 | GM14Z-3A | M3214Y | 740-1851 | 44364 | ES14L-A2 | CB14L-A2 |
| | YB14L-B2 | 14L-B2 | - | - | YB14L-B2 | CB14L-B2 | GM14Z-3B | M2214B | 740-1828 | 44059 | - | CB14L-B2 |
| | YB14-B2 | 14-B2 | - | - | YB14-B2 | CB14-B2 | - | M224B2 | - | 44060 | - | CB14-B2 |
| | SYB14L-A2 | 14LA2 | - | - | SYB14L-A2 | SCB14-LA2 | - | M2214S | - | 44061 | - | SCB14-LA2 |
| | SYB14L-B2 | 14LB2 | - | - | SYB14L-B2 | SCB14-LB2 | - | M22B4S | - | 44062 | - | SCB14-LB2 |
| | YB16AL-A2 | 16ALA2 | - | CB16AL-A2 | YB16AL-A2 | CB16AL-A2 | GM16A-3A | M32162 | 740-1877 | 44063 | - | CB16AL-A2 |
| | HYB16A-AB | 16AA | - | - | HYB16A-AB | HCB16A-A | GM16-T | M32H6B | 740-1867 | 44064 | - | HCB16A-A |
| | YB16-B | 16B | - | MC1912 | YB16-B | CB16-B | GM16Z-4BH | M3216Y | 740-1852 | 44366 | ES16B | CB16-B |
| | YB16L-B | 16LB | - | - | YB16L-B | CB16L-B | GM16Z-3B | M3216K | 740-1827 | 44065 | - | CB16L-B |
| | YB16-B-CX | 16-B-LM | - | - | YB16-B-LM | GT16-BS | - | M3216C | - | 44029 | - | CB16-B-LM |
| | YB16HL-A-CX | 16HL-A-LM | - | - | YB16HL-A-LM | GT16L-BS | - | M2H16C | - | - | - | CB16HL-A-LM |
| | YB16B-A | 16B-A | - | - | YB16B-A | - | GM16B-4A | M2216B | - | 44066 | - | CB16B-A |
| | YB16B-A1 | 16B-A1 | - | - | YB16B-A1 | - | - | M22161 | - | 44067 | - | CB16B-A1 |
| | YB16C-B | 16C-B | - | - | YB16C-B | - | - | M326CB | - | 44068 | - | - |
| | YB16CL-B | 16CLB | - | M1924 | YB16CL-B | CB16CL-B | GM16AZ-3B | M3S6CL | 740-1862 | 44001 | ES16CLB | CB16CL-B |
| | SYB16L-B | 16L-B | - | - | SYB16L-B | SCB16L-B | - | M22S6A | - | 44069 | - | SCB16L-B |
| | YB18-A | 18-A | - | - | YB18-A | CB18-A | GM18A-4A | M321Y | 740-1874 | 44070 | - | CB18-A |
| | YB18L-A | 18LA | - | - | YB18L-A | CB18L-A | GM18A-3A | M3218L | 740-1871 | 44071 | - | CB18L-A |
| | Y50-N18A-A | 50-N18A-A | - | - | Y50-N18A-A | - | - | M228AY | - | 44072 | - | C50-N18A-A |
| | Y50-N18L-A | 50N18LA2 | - | MC2008 | Y50-N18L-A | C50-N18L-A3 | GM18Z-3A(S) | M3218Y | - | - | ES50N-N18L-A | SCB50-N18L-A |
| | Y50-N18L-A3 | 50N18LA3 ** | - | - | Y50-N18L-A3 | C50-N18L-A3 | - | M328A3 | 740-1855 | 44359 | - | C50-N18L-A3 |
| | Y60-N24-A | 60-N24-A | - | - | Y60-N24-A | C60-N24L-A | - | M2224A | - | 44074 | - | C60-N24-A |
| | Y60-N24AL-B | 60-N24AL-B | - | - | Y60-N24AL-B | - | - | M2224B | 740-1880 | 44075 | - | C60-N24AL-B |

* Superseded by YTX14AHL-BS

** GNB's 50N18LA2 replaces 50N18LA3



OFFROAD BATTERY APPLICATION

| CC | APPLICATION | YEAR | HIGH PERFORMANCE | AGM | YUMICRON | CONVENTIONAL |
|------------------|----------------------------|-------|------------------|----------|----------|--------------|
| HONDA | | | | | | |
| 650 | XR650L | 93-15 | - | YTX9-BS | - | - |
| 450 | CRF450X | 05-15 | YTZ7S | - | - | - |
| 230 | CRF230F, L (-'07) | 03-15 | YTZ7S* | YTX5L-BS | - | - |
| 200 | TLR200 Reflex | 86-87 | - | YTX4L-BS | - | - |
| 200 | TR200 Fat Cat | 87 | - | YTX7A-BS | - | - |
| 200 | TR200 Fat Cat | 86 | - | YTX9-BS | - | - |
| 200 | XL200R | 83-84 | - | - | YB3L-A | - |
| 150 | CRF150F | 06-15 | YTZ7S* | YTX5L-BS | - | - |
| 125 | CRF125F | 14-15 | YTZ5S* | YTX4L-BS | - | - |
| 125 | CT125 Trail | 77 | - | - | - | 6N4C-1B |
| 125 | MSX125 Grom | 14-15 | YTZ5S | - | - | - |
| 125 | MT125 Elsinore | 74-76 | - | - | - | 6N6-3B |
| 110 | CRF110F | 13-15 | YTZ5S* | YTX4L-BS | - | - |
| 110 | CT110 Trail | 86 | - | - | - | 6N4-2A-4 |
| 110 | CT110 Trail | 80-84 | - | - | - | 6N4-2A-8 |
| 110 | C110 | 09-10 | YTZ7S | - | - | - |
| 90 | EZ90 Cub | 91-96 | - | YTX5L-BS | - | - |
| HUSABERG | | | | | | |
| | All Electric Start Models | 13 | YTZ7S* | YTX5L-BS | - | - |
| | All Electric Start Models | 04-12 | YTZ7S | - | - | - |
| | All Electric Start Models | 97-03 | - | YTX9-BS | - | - |
| HUSQVARNA | | | | | | |
| 580 | TE610E, SM610S | 00-01 | YTX14H-BS* | YTX14-BS | - | - |
| 511 | TE, TXC | -11 | YTZ7S | - | - | - |
| 510 | TC, TXC, TE, SMR | -10 | YTZ7S | - | - | - |
| 450 | TC, TXC, TE, SMR | -10 | YTZ7S | - | - | - |
| 449 | TE | -11 | YTZ7S | - | - | - |
| 400 | TE410E | 00-01 | YTX14H-BS* | YTX14-BS | - | - |
| 310 | TC, TXC, TE, SMR | -10 | YTZ7S | - | - | - |
| 250 | TE, TXC | -11 | YTZ7S | - | - | - |
| KAWASAKI | | | | | | |
| 650 | KLX650C, R | 93-96 | - | YTX9-BS | - | - |
| 450 | KLX450R | 08-10 | YTZ7S | - | - | - |
| 400 | KLX400R, KLX400SR | 03 | - | YT7B-BS | - | - |
| 250 | KL250-D KLR | 85-05 | - | - | YB4L-A | - |
| 250 | KLX250S, SF | 06-14 | - | YTX7L-BS | - | - |
| 140 | KLX140, L | 08-14 | - | YTX7L-BS | - | - |
| KTM | | | | | | |
| 625 | SMC, SXC | 03-09 | YTZ10S | - | - | - |
| 530 | EXC, Racing | 03-05 | YTZ5S | - | - | - |
| 530 | EXC, Racing | 05-12 | YTZ7S* | YTX5L-BS | - | - |
| 530 | XC-W | 09-12 | YTZ7S* | YTX5L-BS | - | - |
| 525 | EXC Racing | 03 | YTZ5S | - | - | - |
| 525 | MX Desert Racing | 03 | YTZ7S* | YTX5L-BS | - | - |
| 525 | MXC Racing | 00 | YTZ7S* | YTX5L-BS | - | - |
| 520 | E/XC, M/XC Racing 4-Stroke | 00-02 | YTZ5S* | YTX4L-BS | - | - |

†† G3SS and G3TR models having the engine production #235611 and above, use a 6N4-2A-5 Battery.

- accessories
- body
- handlebar & grips
- cables & levers
- exhaust
- engine
- fuel & intake
- electrical & ignition
- clutch
- drive
- bearings
- brakes
- steering & suspension
- tires
- tools & shop

ELECTRICAL & IGNITION



OFFROAD BATTERY APPLICATION CONTINUED

| CC | APPLICATION | YEAR | HIGH PERFORMANCE | AGM | YUMICRON | CONVENTIONAL |
|----------------------|-----------------------------------|-------|------------------|----------|----------|--------------|
| KTM CONTINUED | | | | | | |
| 520 | E/XC, M/XC Racing 4-Stroke (Opt) | 00-02 | YTZ7S* | YTX5L-BS | - | - |
| 450 | EXC Racing | 03-05 | YTZ5S | - | - | - |
| 450 | EXC Racing | 05-13 | YTZ7S* | YTX5L-BS | - | - |
| 450 | SX-F, XC-F, XC-W | 09-10 | YTZ7S* | YTX5L-BS | - | - |
| 450 | SX-F | 11-14 | YTZ5S* | YTX4L-BS | - | - |
| 450 | 450SMR | 09-12 | YTZ7S* | YTX5L-BS | - | - |
| 450 | 450SMR | 13 | YTZ5S* | YTX4L-BS | - | - |
| 400 | EXC, Racing | 05-11 | YTZ7S* | YTX5L-BS | - | - |
| 400 | EXC, Racing | 03-05 | YTZ5S | - | - | - |
| 400 | XC-W | 09-10 | YTZ7S* | YTX5L-BS | - | - |
| 400 | E/XC Racing 4-Stroke | 00-02 | YTZ5S* | YTX4L-BS | - | - |
| 400 | E/XC Racing 4-Stroke (Opt) | 00-02 | YTZ7S* | YTX5L-BS | - | - |
| 400 | LC4 E/XC | 96-98 | - | YTX9-BS | - | - |
| 400 | RXC LC4 | 96-01 | - | YTX9-BS | - | - |
| 350 | XC-F | 11-12 | YTZ7S* | YTX5L-BS | - | - |
| 350 | SX-F | 11-14 | YTZ5S* | YTX4L-BS | - | - |
| 350 | EXC-F | 14 | YTZ5S* | YTX4L-BS | - | - |
| 350 | Freeride | 13 | YTZ7S* | YTX5L-BS | - | - |
| 300 | XC, XC-W, EXC-F | 11-13 | YTZ5S* | YTX4L-BS | - | - |
| 300 | XC, XC-W | -14 | YTZ7S* | YTX5L-BS | - | - |
| 250 | EXC, Racing | 05-10 | YTZ7S* | YTX5L-BS | - | - |
| 250 | EXC, Racing | 03-05 | YTZ5S | - | - | - |
| 250 | EXF | 05-10 | YTZ7S* | YTX5L-BS | - | - |
| 250 | XC, EXC, XC-W | 11-12 | YTZ5S* | YTX4L-BS | - | - |
| 250 | EXC-F, XC-W, XCF-W | 11-12 | YTZ7S* | YTX5L-BS | - | - |
| 250 | SX-F, EXC, EXC-F | 13-14 | YTZ5S* | YTX4L-BS | - | - |
| SUZUKI | | | | | | |
| 250 | DR-Z250 | 01-07 | YTZ7S | - | - | - |
| 200 | SP200 | 86-88 | - | - | YB4L-B | - |
| 200 | T200, TC200 | | - | - | YB5L-B* | 12N5-3B |
| YAMAHA | | | | | | |
| 450 | WR450F | 03-15 | YTZ7S | - | - | - |
| 350 | BW350 Big Wheel | 87-88 | - | - | YB12B-B2 | - |
| 250 | WR250X, R | 08-15 | YTZ7S | - | - | - |
| 250 | WR250F | 08-09 | YTZ7S | - | - | - |
| 250 | WR250F | 03-07 | YTZ7S* | YTX5L-BS | - | - |
| 250 | XT250 | 08-15 | YTZ7S | - | - | - |
| 230 | TTR230E | 06-15 | YTZ7S* | YTX5L-BS | - | - |
| 225 | TTR225 | 99-05 | - | - | YB7B-B | - |
| 225 | XT225 | 01-07 | YTZ7S | - | - | - |
| 225 | XT225 Serow | 92-00 | - | YTX7L-BS | - | - |
| 200 | BW200E Big Wheel (Electric Start) | 86-88 | - | - | YB7C-A | - |
| 200 | TW200 | 87-15 | - | - | YB7C-A | - |
| 200 | XT200 | 82-83 | - | - | - | 6N4A-4D |
| 125 | TTR125E/LE Electric Start | 03-15 | - | YTX4L-BS | - | - |
| 110 | TTR110E Electric Start | 08-15 | - | YT4B-BS | - | - |
| 90 | TTR90E Electric Start | 03-07 | - | YT4B-BS | - | - |
| 50 | TTR50E | 06-15 | - | YT4B-BS | - | - |

- accessories
- body
- handlebar & grips
- cables & levers
- exhaust
- engine
- fuel & intake
- electrical & ignition
- clutch
- drive
- bearings
- brakes
- steering & suspension
- tires
- tools & shop



CHARGERS & CHARGING ACCESSORIES

YUASA MB-2040 BATTERY CHARGER

- High Output charging current (4 amps)
- High Voltage capable (20 volts) – designed to improve recovery of sulfated batteries
- Switchable Mode operation
- “Fast Mode” – for quick vehicle set-up
- “Normal Mode” – ideal for smaller batteries, initial activation, and deeply discharged batteries
- Commercial Grade – perfect for Dealer / Shop use
- Suitable for all battery types – Conventional, as well as MF (AGM), including YTZ
- Automatic Shut-Off
- Reverse Polarity Protection / Spark-free Operation (UL / CUL) approved)
- Durable construction for longer life
- 3 year limited warranty



| PART # | DESCRIPTION | | |
|---------|-----------------|--------|---|
| 920-227 | Battery Charger | 254.95 | E |

YUASA BATTERY CHARGER/MAINTAINER

- Fully automatic three level charge cycle for effective charging
- Reaches 14.4 volts peak, then automatically switches to float
- Designed to prevent overcharging
- AC power LED indicator
- Charging and float mode LED display
- Reverse polarity protection
- Spark-free operation
- Durable construction for longer life
- Battery accessory leads and fused ring connectors included
- 12 ft. output cord
- 3 year limited warranty



| PART # | DESCRIPTION | | |
|---------|--------------------|-------|---|
| 258008 | Charger/Maintainer | 37.95 | E |
| 920-230 | Ring Connector | 6.95 | E |

Yuasa's Automatic 1A 12V battery charger is the industry's most powerful plug-in wall charger. Combining the latest technology and a host of user-friendly features, this compact, high power unit provides optimum amperage return and is designed to fully charge and maintain conventional and sealed maintenance free batteries.

YUASA BATTERY TESTER

- Developed exclusively for the Powersports industry
- Determines accurate battery status in seconds
- Single load, dynamic resistance technology minimizes battery drain during test
- Tests both charged and discharged batteries accurately
- 1 year limited warranty



| PART # | DESCRIPTION | | |
|---------|----------------|--------|---|
| 920-229 | Battery Tester | 239.95 | E |

YUASA JUMPER CABLES

- Easy to use, easy to store
- Convenient storage bag
- Heavy duty, 8 ft., 8 gauge cables won't stiffen or freeze
- Tangle resistant, encased rubber grips for safer use



| PART # | DESCRIPTION | | |
|---------|---------------|-------|---|
| 920-228 | Jumper Cables | 25.95 | E |

ELECTRICAL & IGNITION

BATTERY TENDER® PLUS

The Battery Tender® Plus is a 1.25 amp battery charger designed to fully charge a battery and maintain it at proper storage voltage without the damaging effects caused by trickle chargers. Included is a quick connect ring terminal harness for hard to reach areas and alligator clips for an alternate connection.

- Temperature compensated to ensure optimum charge voltage according to ambient temperature.
- Automatically switches from full charge to float charging mode.
- Battery Tender® at 1.25 amps will charge as fast or faster than any 3 amp charger available.
- Reverse Polarity Protection to ensure user safety. Red & Green Lights Alternately Flash in this condition.
- Complete 4-step charging program (Initialization, Bulk Charge, Absorption Mode, Float Mode).
- 10 year Warranty!



| PART # | DESCRIPTION | | |
|--------|-------------|-------|---|
| DL9012 | 12 Volts | 69.95 | B |

BATTERY TENDER® PLUS GEL 12V @ 1.25A

The Battery Tender® Plus GEL is a 1.25 amp battery charger designed to fully charge a battery and maintain it at proper storage voltage without the damaging effects caused by trickle chargers. Included is a quick connect harness for hard to reach areas.

- Temperature compensated to ensure optimum charge voltage according to ambient temperature.
- Automatically switches from full charge to float charging mode.
- Battery Tender® at 1.25 amps will charge as fast or faster than any 3 amp charger available.
- Reverse Polarity Protection to ensure user safety. Red & Green Lights Alternately Flash in this condition.
- Complete 4-step charging program (Initialization, Bulk Charge, Absorption Mode, Float Mode). Optimized for GEL Batteries
- 10 year Warranty!



| PART # | DESCRIPTION | | |
|--------|-------------------------|-------|---|
| DL0101 | Battery Tender Plus Gel | 69.95 | B |

WATERPROOF 800 INTERNATIONAL

This compact 800 mA battery charger has all the charge characteristics of its cousin the Battery Tender® Junior. It incorporates highly efficient surface mount technology electronic components. The interior is completely encapsulated, protected from shock, vibration, and moisture by an electrically insulating, thermally conductive, flame retardant, synthetic epoxy resin compound. It's tough, affordable, and a strong, innovative battery charging solution. This charger is no larger than a standard computer mouse yet packs 800 millamps of pure constant current charging power. Coupled with a brain (IC chip), the charger will constantly monitor, charge, and then maintain your battery --- even while totally submersed under water! Perfect for all outdoor types of ATV's, watercraft, motorcycles, boats, or anywhere water is a threat. International universal input voltage works anywhere in the world 100-240 AC Volts 50/60 Hz.

- "Supersmart" Technology
- Spark Proof
- Short Circuit Protected
- Reverse Polarity Protected
- Waterproof
- Weighs only 1 Pound
- 3 Year Warranty



| PART # | DESCRIPTION | | |
|--------|-------------------------------|-------|---|
| DL0150 | Waterproof 800 Battery Tender | 52.95 | G |

WATERPROOF POWER TENDER PLUS 12V @ 5A

WATERPROOF, Shock & Vibration Resistant, Lightweight (LESS THAN 4 POUNDS), compact charger designed for either portable operation or permanent mounting. Charges and maintains both flooded and sealed, maintenance free, AGM, lead acid batteries. Float / Maintenance function maintains batteries at proper storage voltage without the damaging effects caused by trickled chargers. The Power Tender PLUS is easy to use, it's rugged, its compact, it's packed with power, and it's backed by the reputation of the undisputed battery charger industry leader, DELTRAN.

- WATERPROOF !!
- Shock & Vibration Resistant
- Lightweight - LESS THAN 4 POUNDS!
- Microprocessor Controlled, BTP Technology
- Charges both flooded & sealed maintenance free lead acid batteries.
- Charges any size (capacity) lead acid battery.
- Reverse Polarity Protection (VIA EXTERNAL IN-LINE FUSE).
- Complete FOUR-Step Charging Program (Initialization, Bulk, Absorption, & Float / Maintenance).
- 2 Year Warranty



| PART # | DESCRIPTION | | |
|--------|------------------------------|--------|---|
| DL0105 | Waterproof Power Tender Plus | 125.95 | B |

2 BANK INTERNATIONAL CHARGER

The 2 Bank Battery Tender Charging Station is two encased 1.25 amp battery chargers designed to fully charge a battery and maintain it at proper storage voltage without the damaging effects caused by trickle chargers. This charger will operate anywhere in the world!

- 2 independent charging stations.
- 12 volts @ 1.25 amps per station
- Extremely lightweight! Less than 3 lbs!
- Operates anywhere in the world! 100-240 VAC 50/60 Hz.
- Microprocessor controlled constant current charging!
- Reverse Polarity Protected.
- Spark Proof
- Perfect for all AGM (absorbed glass mat), sealed maintenance free and flooded batteries
- Complies with US and international safety standards (UL/CE).
- 2 year warranty!



| PART # | DESCRIPTION |
|--------|-------------------------|
| DL0165 | 2 Bank Charger 129.95 B |

4 BANK INTERNATIONAL CHARGER

The 4 Bank Battery Tender Charging Station is four encased 1.25 amp battery chargers designed to fully charge a battery and maintain it at proper storage voltage without the damaging effects caused by trickle chargers. This charger will operate anywhere in the world!

- 4 independent charging stations
- 12 volts @ 1.25 amps per station.
- Extremely lightweight! Less than 3 lbs!
- Operates anywhere in the world! 100-240 VAC 50/60 Hz.
- 25 ft leads available (NOT INCLUDED)
- Microprocessor controlled constant current charging!
- Reverse Polarity Protected
- Spark Proof
- Perfect for all AGM (absorbed glass mat), sealed maintenance free and flooded batteries
- Complies with US and international safety standards (UL/CE).
- 2 year warranty!



| PART # | DESCRIPTION |
|--------|-------------------------|
| DL0148 | 4 Bank Charger 255.95 B |

5 BANK CHARGER 12V @ 2A

Deltran's advanced SuperSmart Battery Tender® Battery Management System is light years ahead of any standard battery charger.

- It's the first fully automatic, constant-current battery charger designed to charge and/ or maintain up to 5 12-volt batteries simultaneously @ 2 amps. (Note: Please allow 2-4 weeks for shipment of this unit).
- Safe, No Spark Charging!
- To avoid dangerous dead-short sparking, microchip circuitry will not activate output voltage until clips are correctly connected to battery.
- Simultaneously charges and/ or maintains up to 5 batteries.
- Maintains batteries at full charge.
- 2 amps per output charging current.
- Six foot lead with clamps included.
- 3 year warranty.



| PART # | DESCRIPTION |
|--------|-------------------------|
| DL0103 | 5 Bank Charger 644.95 B |

10 BANK CHARGER 12V @ 2A

Safe, No Spark Charging! Deltran's advanced SuperSmart Battery Tender® Battery Management System is light years ahead of any standard battery charger.

It's the first fully automatic, constant-current battery charger designed to charge and/ or maintain up to 10 12-volt batteries simultaneously @ 2 amps. (Note: Please allow 2-4 weeks for shipment of this unit).

- To avoid dangerous dead-short sparking, microchip circuitry will not activate output voltage until clips are correctly connected to battery.
- Simultaneously charges and/ or maintains up to 10 batteries.
- Maintains batteries at full charge.
- 2 amps per output charging current.
- Six foot lead with clamps included.
- 3 year warranty.



| PART # | DESCRIPTION |
|--------|--------------------------|
| DL0104 | 10 Bank Charger 835.95 B |

- accessories
- body
- handlebar & grips
- cables & levers
- exhaust
- engine
- fuel & intake
- electrical & ignition
- clutch
- drive
- bearings
- brakes
- steering & suspension
- tires
- tools & shop

ELECTRICAL & IGNITION

BATTERY TENDER® JUNIOR 12V @ 0.75A

The Battery Tender® Junior is much more than a trickle charger. It has a brain. It's lightweight, compact, and fully automatic; very easy to use, especially in small spaces. It will keep your battery fully charged so that it is ready to go when you are!

- Perfect for all lead-acid, flooded or sealed maintenance free batteries (AGM and gel cell).
- Complete 4-step charging program (Initialization, Bulk Charge, Absorption Mode, Float Mode).
- Automatically switches to float / maintenance voltage after fully charging the battery.
- If the battery voltage drops too far under load, full charger output power resumes.
- Solid state two color LED indicates stage of charger.
- Spark proof.
- Reverse polarity protected.
- 12' output cord.
- 5 year warranty



| PART # | DESCRIPTION | | |
|--------|-----------------------|-------|---|
| DL0123 | Battery Tender Junior | 39.95 | L |

BATTERY TENDER® JUNIOR HIGH EFFICIENCY

The Battery Tender® Junior High Efficiency is much more than a trickle charger. It has a brain. It's lightweight, compact, and fully automatic; very easy to use, especially in small spaces. It will keep your battery fully charged so that it is ready to go when you are! This unit replaces the 021-0123 in the California market. Input: 120VAC, 60Hz

Output: 12 Volts DC @ 750mA

Perfect for all lead-acid, flooded or sealed maintenance free batteries (AGM and gel cell).

- Complete 4-step charging program (Initialization, Bulk Charge, Absorption Mode, Float Mode).
- Automatically switches to float / maintenance voltage after fully charging the battery.
- Solid state two color LED indicates stage of charger.
- Spark proof.
- Reverse polarity protected.
- 12' output cord.
- Safety timer: 80 hours
- 5 year warranty
- Listed in California Appliance Efficiency Database
- Agency Approvals: UL/ CSA/ BC



| PART # | DESCRIPTION | | |
|--------|---------------------------------------|-------|---|
| DL0102 | Battery Tender Junior High Efficiency | 39.95 | B |

BATTERY TENDER® CASE

This zippered carrying case was designed for the Battery Tender® International and is also suitable for the Battery Tender® Plus & Junior units. It's a convenient way to protect your Battery Tender® and accessories from dirt or loss.

| PART # | DESCRIPTION | | |
|--------|------------------|------|---|
| 462000 | Small, 4" x 6" | 5.95 | G |
| DL0113 | Medium, 6" x 8" | 6.95 | B |
| DL0114 | Large, 10" x 12" | 8.95 | B |



BATTERY TENDER® DUAL PORT USB CHARGER

Car charger for: iPad, tablets, and all cell phones. Use your existing USB cord to charge any electronic device in the car. Can charge 2 devices at the same time.

- Dual port USB car charger
- INPUT: 12-24V
- OUTPUT: 2.1A for iPad / Tablets, and 1A for all cell phones
- Smart fuse for surge protection
- Use existing USB charge / sync cable for charging (not included)



| PART # | DESCRIPTION | | |
|--------|-----------------------|-------|---|
| DL0122 | Dual Port USB Charger | 14.95 | B |

BATTERY TERMINAL CLEANER & ACID NEUTRALIZER

Provides a one-step solution to battery terminal corrosion removal and acid neutralization. Delivers a powerful, heavy-duty foam that clings to battery surfaces, provides extended contact time and neutralizes acid quickly. Helps eliminate power leaks and aids in restoring full starting power. Features a low odor, non-flammable, water-soluble formula. Contains a unique color indicator that turns red in the presence of acid, then changes back to yellow when the acid is neutralized. Leaves behind a residual film that provides short term corrosion resistance.



| PART # | DESCRIPTION | | |
|--------|-----------------|------|---|
| DL0121 | Battery Cleaner | 7.95 | B |

RING TERMINAL HARNESSSES

Ring Terminal Harness Accessory for use with multiple batteries.

- Quick Disconnect
- For 12 volt models only
- Contains a 7.5 amp fuse
- 2 ft. long



| PART # | DESCRIPTION | | |
|--------|-----------------------------------|------|---|
| DL0693 | Ring Terminal, QDC - Black, Fused | 7.60 | G |
| DL0107 | Ring Terminal, QDC - White, Fused | 7.50 | B |

CIGARETTE LIGHTER ADAPTOR

- Black
- Quick Disconnect
- 12V models only



| PART # | DESCRIPTION | | |
|--------|---|------|---|
| DL0110 | Cigarette Adapter, Quick Disconnect - Black | 7.50 | B |

25 FT. EXTENSION LEAD

25 ft. Extension Lead for use to extend the length of the charger's reach from input to battery. **(NOT COMPATIBLE WITH 6V BATTERY TENDER® PLUS or any other Battery Tender® product with white quick-disconnect plugs.)**




| PART # | DESCRIPTION | | |
|--------|--|-------|---|
| DL0115 | 25 ft Quick Disconnect Extension Cable | 14.25 | B |
| DL0116 | 25 ft QDC Extension Cable (4-Pack) | 52.00 | B |

ALLIGATOR CLIPS

Alligator Clip Accessory for use with multiple batteries.

- Quick Disconnect
- For 12 volt models only
- 2 ft. long



| PART # | DESCRIPTION | | |
|--------|---|------|---|
| DL0108 | Alligator Clips, Quick Disconnect - White | 7.50 | B |
| DL0694 | Alligator Clips, Quick Disconnect - Black | 7.60 | G |

FEMALE CIGARETTE ADAPTER

Female Cigarette Adapter with quick disconnect adapter.



| PART # | DESCRIPTION | | |
|--------|---------------------------------------|------|---|
| DL0111 | Female Cigarette Adapter, QDC - Black | 9.95 | B |

12.5 FT. EXTENSION LEAD

12.5 ft. Extension Lead for use to extend the length of the charger's reach from input to battery. **(NOT COMPATIBLE WITH 6V BATTERY TENDER® PLUS or any other Battery Tender® product with white quick-disconnect plugs.)**



| PART # | DESCRIPTION | | |
|--------|--|-------|---|
| DL0117 | 15.5 ft Quick Disconnect Extension Cable | 9.95 | B |
| DL0118 | 15.5 ft QDC Extension Cable (4-Pack) | 33.25 | B |

DIGITAL VOLTAGE INDICATOR WITH LCD DISPLAY

Designed for use on 12v Flooded, AGM and Gel batteries. Display voltage range is 3 to 16.



| PART # | DESCRIPTION | | |
|--------|--------------------------------|-------|---|
| DL0119 | Quick Disconnect w/LCD Display | 16.95 | B |

- accessories
- body
- handlebar & grips
- cables & levers
- exhaust
- engine
- fuel & intake
- electrical & ignition
- clutch
- drive
- bearings
- brakes
- steering & suspension
- tires
- tools & shop



MULTI-PURPOSE BATTERY CHARGERS

The NOCO Genius Multi-Purpose Battery Chargers are designed with versatility in mind. All of the chargers in the multi-purpose line are packed with features that are designed to diagnose, recover, charge and maintain a wide range of batteries, in a wide range of applications. The quick connect system allows users to move one charger between multiple applications with ease. Eyelet Terminal Connectors can be left installed on some vehicles, while utilizing the Battery Clamp Connectors or 12V Plug Connectors to charge and maintain other applications. Overall, the NOCO Genius multi-purpose battery chargers are perfect for users looking for flexibility and who want the ability to quickly switch between applications.

G750

.75A (750mA) 6V & 12V

WICKED SMALL, WICKED SMART!

The G750 is a smart, 5 Step, fully automatic switch-mode battery charger and maintainer. The G750 is best for small battery applications from 1.2-30Ah, such as charging your Motorcycle, ATV, Jet Ski or Snowmobile. In addition to charging, the G750 can effectively maintain any 6V or 12V batteries in larger applications, such as Cars, RVs, Boats and Trucks.

| PART # | MFG # | | |
|--------|-------|-------|---|
| 650209 | G750 | 37.95 | G |



G1100

1.1A (1100mA) 6V & 12V

WICKED CAPABILITY, WICKED SMART!

The G1100 is a smart, 7 Step, fully automatic switch-mode battery charger and maintainer. The G1100 is best for small battery applications from 2.2-40Ah, such as charging your Motorcycle, ATV, Jet Ski or Snowmobile. In addition to charging, the G1100 can effectively maintain any 6V or 12V batteries in larger applications, such as Cars, RVs, Boats and Trucks.

| PART # | MFG # | | |
|--------|-------|-------|---|
| 650210 | G1100 | 53.95 | E |



G3500

3.5A (3500mA) 6V & 12V

WICKED VERSATILITY, WICKED SMART!

The G3500 is a smart, 8 Step, fully automatic switch-mode battery charger and maintainer. The G3500 restores batteries to their original capacity, recovers slightly sulfated batteries, charges batteries in cold climates, rescues drained batteries and provides maintenance charging to increase battery life. A versatile battery charger that provides charging modes for both large and small batteries from 1.2-120Ah, such as Cars, RVs, Boats and Trucks, as well as for Motorcycles, ATVs, Jet Skis or Snowmobiles.

| PART # | MFG # | | |
|--------|-------|-------|---|
| 650211 | G3500 | 74.95 | E |



G7200

7.2A (7200mA) 12V & 24V

WICKED FEATURES, WICKED SMART!

The G7200 is a smart, 12 Step, fully automatic switch-mode battery charger and maintainer. The G7200 restores batteries to their original capacity, recovers slightly sulfated batteries, charges batteries in cold climates, rescues drained batteries, and provides maintenance charging to increase battery life. A powerful battery charger with specialized charging modes for recovering severely drained batteries that will not accept a normal charge. Suitable for most 12V and 24V battery capacities from 14-230Ah, such as Motorcycles, ATVs, UTVs, Snowmobiles, Jet Skis, Cars, RVs, Boats and Trucks.

| PART # | MFG # | | |
|--------|-------|--------|---|
| 650212 | G7200 | 118.95 | B |



G4
4.4A (1.1A/BANK)
6V & 12V

| PART # | MFG # | | |
|--------|-------|--------|---|
| 650216 | G4 | 238.95 | E |



Automatically Diagnoses, Recovers, Charges & Maintains Your Batteries!
NOW THAT'S SMART...WICKED SMART!

The G4 is a smart, 7 Step, fully automatic switch-mode battery charger and maintainer with 4 independent battery banks. The G4 allows different battery sizes, voltages (6V or 12V), and chemistries to be charged at the same time safely and efficiently. The G4 is best for charging multiple small battery applications from 2.2-40Ah, such as Motorcycles, ATVs, Jet Skis or Snowmobiles. In addition to charging, the G4 can effectively maintain any 6V or 12V batteries in larger applications, such as Cars, RVs, Boats and Trucks. With 4 independent battery banks, the G4 is the best way to keep all of your vehicles maintained at the same time.

Wicked Smart Features:

INTEGRATED AC CORD MANAGER
Route the AC cord out of any side of the charger and store excess cord under the charger for convenience

CHARGE MULTIPLE BATTERIES
Charge multiple batteries independently at the same time, including both 6V & 12V as well as multiple chemistries

ABNORMALITY PROTECTION
Automatically shuts "off" if charger remains in Bulk charge mode for an extended period of time

6V/12V COMPATIBILITY
Charges 6V & 12V batteries

FULLY INTERACTIVE
Automatically adjusts itself to changing current needs

DESIGNED FOR SAFETY
Reverse polarity, short circuit, open circuit, spark proof, overheat, overcurrent & overcharge

REMOVABLE CHARGE CABLES
Add and remove charge cables for clean and professional installations

EXTENDABLE CONNECTORS
Plug-n-play connectors for easy accessory changes

MULTIPLE BATTERY CHEMISTRY
Safely charges Wet, Gel, MF & AGM batteries

RAPID CHARGING TECHNOLOGY
Charges batteries 2X faster than traditional linear battery chargers

RECOVERY MODE
Recovers deeply discharged & sulphated batteries with pulse charging

HF/HE SWITCH MODE DESIGN
High-frequency, high-efficiency for a lightweight, compact charger

VARIABLE INPUT COMPENSATED
100% full charge even with varying A/C input voltages

COLD/AGM MODE
Optimized charge mode for cold weather or AGM batteries

AUTO-MEMORY
Returns to last selected mode when restarted

SOLAR BATTERY CHARGERS + MAINTAINERS



BRING LIFE TO YOUR BATTERIES WITH THE POWER OF THE SUN

Solar panels are comprised of photovoltaic cells ("photo" meaning light, "voltaic" meaning electricity) that convert sunlight into power.

The sun gives off enormous amounts of energy in the form of heat and light, which is captured by the cells. In turn, the power from the light essentially loosens electrons from the cells in order to create a flow of energy. This energy is then directed to either a storage unit (such as a battery) or through a regulator (such as our FLEX line) directly to a device. This allows you to generate energy wherever you go, as long as the sun is shining.



2.5 Watt Solar Battery Charger

| PART # | | |
|--------|-------|---|
| 650281 | 32.95 | B |



5 Watt Solar Battery Charger

| PART # | | |
|--------|-------|---|
| 650282 | 63.95 | B |

Keeps 12-volt lead-acid batteries fully charged and maintained through solar power and provides up to 180mA (for the 2.5 Watt) / 410mA (for the 5 Watt) charging current to counteract parasitic drain of most vehicles, such as cars, boats, trucks, motorcycles, ATVs, RVs, lawn mowers, and more. Safely charges wet cell, gel cell, AGM, enhanced flooded battery or any maintenance-free battery. Built-in safety protection for short-circuit, open-circuit, and over-current. Its ultra-low profile design makes it simple and easy to install, and completely weatherproof for outdoor use (rated at IP65). Integrated LED indicator illuminates when generating power. Thin film technology for performance in low-light, cloudy and overcast conditions.

- accessories
- body
- handlebar & grips
- cables & levers
- exhaust
- engine
- fuel & intake
- electrical & ignition
- clutch
- drive
- bearings
- brakes
- steering & suspension
- tires
- tools & shop

| |
|-----------------------|
| accessories |
| body |
| handlebar & grips |
| cables & levers |
| exhaust |
| engine |
| fuel & intake |
| electrical & ignition |
| clutch |
| drive |
| bearings |
| brakes |
| steering & suspension |
| tires |
| tools & shop |



GB30 UltraSafe™ Lithium Jump Starter

PART #

650317 159.95 A

Reinventing Jump Starting.

The GB30 is a portable, mini, pocket sized lithium-ion jump starter for 12-volt lead-acid batteries. It can safely jump start a dead battery in seconds, like on a car, boat, motorcycle, ATV, RV, lawn mower, truck and more. The GB30 is powered by a High-Density NOCO Element lithium-ion battery that can hold its charge up to one year, and handle over 1,000 cycles.



In The Box.

- GB30 Jump Starter
- 40" USB to Micro USB Cable
- 12V 2.1A USB Charger
- HD Battery Clamps
- User Guide & Warranty

Genius Boost Sport GB20 400 Amp 12V UltraSafe Lithium Jump Starter



- Compact, yet powerful lithium jump starter rated at 400 Amps (4,650 Joules3S) - up to 20 jump starts on a single charge
- An ultra-safe and mistake-proof design with spark-proof technology and reverse polarity protection, which allow it to safely connect to any battery
- An ultra-bright 100 lumen LED flashlight with 7 light modes, including SOS and Emergency Strobe
- Recharge your personal devices on the go, like smartphones, tablets, e-watches and more - up to 4 smartphone recharges
- Designed for gas engines up to 4 Liters for motorcycles, ATVs, lawn mowers, cars and more (not recommended on diesel applications)

Genius Boost Plus GB40 1000 Amp 12V UltraSafe Lithium Jump Starter



- Compact, yet powerful lithium jump starter rated at 1,000 Amps (7,000 Joules3S) - up to 20 jump starts on a single charge
- An ultra-safe and mistake-proof design with spark-proof technology and reverse polarity protection, which allow it to safely connect to any battery
- An ultra-bright 100 lumen LED flashlight with 7 light modes, including SOS and Emergency Strobe
- Recharge your personal devices on the go, like smartphones, tablets, e-watches and more - up to 4 smartphone recharges
- Designed for gas engines up to 6 Liters and diesel engines up to 3 Liters for cars, boats, lawn mowers and more

Genius Boost HD GB70 2000 Amp 12V UltraSafe Lithium Jump Starter



- Compact, yet powerful lithium jump starter rated at 2,000 Amps (15,700 Joules3S) with spark-proof technology and reverse polarity protection - up to 40 jump starts on a single charge
- Enjoy portable 12-volt power from anywhere for tire pumps, inverters, lights and more; plus rapid recharging in just over 3 hours
- An ultra-bright 400 lumen LED flashlight with 7 light modes, including SOS and Emergency Strobe
- Recharge your personal devices on the go, like smartphones, tablets, e-watches and more - up to 8 smartphone recharges
- Designed for gas engines up to 8 Liters and diesel engines up to 6 Liters for cars, boats, trucks, tractors and more



PART #

650464 99.95 A



PART #

650465 124.95 A



PART #

650466 249.95 A

GEN Mini 1 4A (4A/Bank)

12V 1 Bank On-Board Battery Charger

The GEN Mini On-Board Battery Charger is a rugged and compact waterproof charger for 12V lead acid batteries. It can be mounted onto virtually any vehicle, such as a boat, car, tractor, or RV. Safe to leave connected indefinitely; the GEN Mini interactively diagnoses, recovers, and charges Wet, Gel, MF and AGM batteries chemistries from 20-120Ah and maintains all battery sizes.



PART #

650279 78.95 B

GEN Mini 2 8A (4A/Bank)

12V 2 Bank On-Board Battery Charger

The GEN Mini On-Board Battery Charger is a rugged and compact waterproof charger for 12V lead acid batteries. It can be mounted onto virtually any vehicle, such as a boat, car, tractor, or RV. Safe to leave connected indefinitely; the GEN Mini interactively diagnoses, recovers, and charges Wet, Gel, MF and AGM batteries chemistries from 20-120Ah and maintains all battery sizes.



PART #

650280 129.95 B



WICKED TOUGH, WICKED SMART!

The GEN1 and Gen2 on-board battery charger s offer the perfect mix of high-technology and rugged construction. With a fully-sealed, waterproof housing, the GEN1 and GEN2 can be mounted directly onto a variety of applications including boats, tractors and a wide range of equipment. With the intelligent NOCO VosFX processor constantly monitoring the power input, attached battery and charger itself, the GEN1 and GEN2 chargers are capable of diagnosing, recovering, charging and maintaining batteries.



| DESCRIPTION | PART # | | |
|---|--------|--------|---|
| GEN1
12V 1 Bank On-Board Battery Charger | 650310 | 145.95 | E |
| GEN2
12V-24V 2 Bank On-Board Battery Charger | 650309 | 228.95 | E |

WATERPROOF FULLY-SEALED



100% completely sealed. Protects our units from the most extreme environments and rated at IP68.

RAPID CHARGING TECHNOLOGY



Charges batteries 2X faster than traditional linear battery chargers.

HIGH FREQUENCY, HIGH EFFICIENCY



High-frequency, high-efficiency for a lightweight, compact charger.

DESIGNED FOR SAFETY



Reverse polarity, short circuit, open circuit, spark proof, overheat, overcurrent & overcharge.

3 YEAR LIMITED WARRANTY




BATTERY CHARGER ACCESSORIES

WICKED SMART OPTIONS

Genius accessories are designed to expand the versatility of the NOCO Genius multi-purpose battery chargers. The accessories offer different ways to connect to batteries, extend the reach of the chargers, add connections to multiple vehicles, replace existing connectors and more.

BATTERY CLAMP CONNECTOR

Fits G750-G7200



PART #

650213 14.95 L

The GC001 Battery Clamp Connector works with NOCO Genius battery chargers and allows the battery chargers to connect quickly to any battery. Replace a lost connector or add a set to a convenient location for easy charging. The Quick Connect cable makes connecting the Battery Clamp Connector simple.

EYELET TERMINAL CONNECTOR

Fits G750-G7200



PART #

650214 10.95 L

The GC002 Eyelet Terminal Connector works with NOCO Genius battery chargers and allows the battery chargers to connect quickly to any battery. Replace a lost connector or permanently mount one on your ATV, Motorcycle, Car, Boat or any other vehicle for easy charging. The Quick Connect cable makes connecting the Eyelet Terminal Connector simple.

12V PLUG CONNECTOR

Fits G750-G3500



PART #

650215 15.95 L

The GC003 12V Plug Connector works with NOCO Genius battery chargers and allows the battery chargers to charge and maintain your vehicle's battery by simply plugging into the 12V auxiliary plug/cigarette lighter. The Quick Connect cable makes connecting the 12V Plug Connector simple. Ideal for motorcycles where the battery compartment is difficult to access.

10' EXTENSION CABLE

Fits G750-G7200



PART #

65016 17.95 L

Extend the reach of your NOCO Genius battery charger and accessories with the GC004 10' Extension Cable. With Quick Connect connectors on both ends, connecting the 10' Extension Cable is simple. Using this accessory may increase the battery charger time.

- accessories
- body
- handlebar & grips
- cables & levers
- exhaust
- engine
- fuel & intake
- electrical & ignition
- clutch
- drive
- bearings
- brakes
- steering & suspension
- tires
- tools & shop

ELECTRICAL & IGNITION



USB BATTERY PACKS + SOLAR PANELS

Rugged.
Water, Dust and Impact Resistant.



USB BATTERY PACK

3000mAh

11.1Wh

1A IN/OUT

An ultra-portable and lightweight USB battery pack for charging smartphones, HD cameras, GPS and more.

- Recharge from any powered USB port
- Up to 2 smartphone charges

| PART # | MFG # | | |
|--------|-------|-------|---|
| 650669 | XGB3 | 28.95 | B |



USB BATTERY PACK + LED Flashlight

3000mAh

11.1Wh

1A IN/OUT

An ultra-portable and lightweight USB battery pack + LED tactical flashlight for charging smartphones, HD cameras, GPS and more.

- Recharge from any powered USB port
- Up to 2 smartphone charges

5X Brighter

100% = 250 Lumens X 4 Hrs

50% = 125 Lumens X 8 Hrs

10% = 25 Lumens X 72 Hrs

STROBE = 250 Lumens X 120 Hrs

| PART # | MFG # | | |
|--------|-------|-------|---|
| 650670 | XGB3L | 43.95 | B |

USB BATTERY PACK

6000mAh

22.2Wh

2.1A IN/OUT

An ultra-portable and lightweight USB battery pack for charging smartphones, tablets, HD cameras, GPS, eReaders, music players and more.

- Recharge from any powered USB port
- Up to 4 smartphone charges

10X MP3

6X GPS

5X HD Camera

3X eReader

1X Tablet



| PART # | MFG # | | |
|--------|-------|-------|---|
| 650671 | XGB6 | 58.95 | B |

4W Solar Panel

USB Battery Pack

An ultra-portable 4W smart solar charging solution that charges virtually any USB powered device, including smartphones, HD cameras, GPS and more. It's extremely compact and lightweight, which makes it perfect for any adventure.

In The Box:

- 4W Solar Panel
- 40" USB Cable
- 5V FLEX USB Regulator
- **650669** Battery Pack

| PART # | MFG # | | |
|--------|---------|-------|---|
| 650672 | XGS4USB | 89.95 | B |



4W Solar Panel

12V Auto Kit

An ultra-portable 4W smart solar charging solution for cars, trucks, boats, motorcycles, ATVs, lawn mowers, snowmobiles and more. Ultra-compact design, powerful enough to maintain and automatically recover batteries.

In The Box:

- 4W Solar Panel
- 8' XGC Cable
- 12V Plug Connector
- Battery Clamp Connector
- 12V FLEX Regulator

| PART # | MFG # | | |
|--------|----------|-------|---|
| 650673 | XGS4AUTO | 73.95 | B |



Juice Box Pro adds performance with map storage, computer optional full customization and the ultimate in PC-based tuning capabilities to the proven Juice Box fuel management platform. Two Brothers Racing, continually dedicated to Top Level Performance, dials in Fuel Injection performance like never before with the Juice Box Pro. Offering memory capacity for up to 10 fully custom fuel maps and virtually limitless tuning potential, the Juice Box Pro revolutionizes the plug-and-tune category of performance electronics.

Custom-Designed Fuel Mapping

Juice Box Pro is the only fuel management interface to offer preloaded, dyno tested bike-specific mapping and the ability to fully customize and build your own Power Maps via computer in a simple to-install, user-friendly component. Through TBR's Direct Injector Control, the fuel circuits on current sport bikes can be modified both richer and leaner than stock as much as -100% to +250% in any particular area of the power spread with the Juice Box Pro. Also, up to 10 pre-programmed TBR Power Maps (custom made and dyno tested for each Two Brothers Racing exhaust system) are adjustable to your preference. Riders can literally select between a TBR Power Map, custom-built maps, or even fine tune low, mid or high rpm ranges while sitting on the bike and without plugging in to a computer. Standard +/- 10% increments from selected map settings, different ranges are available using the supplied Top Tune software.

Computing Power

For racers and riders looking for the ultimate in precise adjustment and fuel map customization and creation, Two Brothers Racing's Top Tune software allows PC-based Power Map creation at 250-rpm increments and 10 different throttle positions. Modification parameters vary upon make and model of machine and fuel changes made in these increments are automatically interpolated between the rpm and throttle position ranges ensuring a smooth final power curve. Users can load up to 10 of their personally built Power Maps into the Juice Box Pro and select between them while in the saddle—eliminating the need to “re-boot” with the computer every time a new map is desired.



JUICE BOX™ PRO PREMIUM FUEL CONTROLLER

- Uses OEM style connectors and high quality wiring harnesses.
- Small, Lightweight and Easy-to-Fit on the bike
- Pre-programmed with TBR Power Maps specific to make, model and style of TBR Exhaust and/or TBR Pro Filter
- No computer necessary for Top Level fuel management
- Fully adjustable computer compatibility for ultimate tuning and personalization
- Software is compatible with Power Commander, so you can download Power Commander maps to the Juice Box Pro



| MAKE/MODEL | YEAR | PART # | |
|---------------|---------|--------|----------|
| YAMAHA | | | |
| YZ450F | 2010-13 | 286431 | 249.95 B |

WISECO FUEL CONTROLLERS

| MAKE/MODEL | YEAR | PART # | |
|-------------------------------------|---------|---------------|----------|
| HONDA | | | |
| CRF250R | 2010-13 | 105856 | 224.95 A |
| CRF 450R | 2009-12 | 105710 | 224.95 A |
| KAWASAKI | | | |
| KX250F | 2011 | 105861 | 224.95 A |
| KX 450F | 2009-13 | 105711 | 224.95 A |
| KTM | | | |
| 250SX-F / 350SX-F / 450SX-F | 2011-13 | 105862 | 224.95 A |
| SUZUKI | | | |
| RM-Z250 | 2010-13 | 105858 | 224.95 A |
| RMZ 450 | 2008-16 | 105712 | 224.95 A |
| YAMAHA | | | |
| WR250X/R | 2008-13 | 105859 | 224.95 A |
| YZ450F | 2010-13 | 105857 | 224.95 A |
| COLOR | | PART # | |
| WISECO FUEL CONTROLLER MOUNT | | | |
| Black | | W6678A | 19.95 G |
| Red | | W6678B | 19.95 G |
| Orange | | W6678C | 19.95 G |
| Yellow | | W6678D | 19.95 G |
| Green | | W6678E | 19.95 G |
| Blue | | W6678F | 19.95 G |



To get the most out of upgrades like high compression pistons, performance camshafts, exhausts or another power adding components, adjusting the amount of fuel being delivered is a logical next step. Much like re-jetting or adjusting the pilot, needle, and main jet circuit in a carburetor, Wiseco's 3.5 Fuel Management Controllers can really enhance the performance of aftermarket parts. Wiseco's new Generation 3.5 Fuel Management Controllers for EFI tuning are extremely simple and easy to use and better yet they require no dyno, complex hookups, power supplies, or extra wiring harnesses! With the push of a button, you can easily adjust fuel delivery by adding/subtracting fuel from each zone to work in conjunction with your latest modifications. The display lights on the controller will display the injector pulse duration, which provides instant feedback for where to make the tuning adjustments. Simply plug the included connector into the existing factory wiring harnesses, mount the controller for easy access, and make the adjustments without ever leaving the seat of your bike/ATV. It doesn't get any easier than this to dial in your new EFI engine.

- accessories
- body
- handlebar & grips
- cables & levers
- exhaust
- engine
- fuel & intake
- electrical & ignition
- clutch
- drive
- bearings
- brakes
- steering & suspension
- tires
- tools & shop

OPTIMATE III ACCESSORIES

- accessories
- body
- handlebar & grips
- cables & levers
- exhaust
- engine
- fuel & intake
- electrical & ignition
- clutch
- drive
- bearings
- brakes
- steering & suspension
- tires
- tools & shop

EXTENSION CABLE

Extends the charger's reach by 8 feet



| PART # | DESCRIPTION | PRICE | UNIT |
|--------|-------------|-------|------|
| 67853D | 6.95 G | | |

STANDARD WALL BRACKET

- Mounts to wall or workbench, and holds the Optimate III at a 45° angle for easy viewing of the control panel
- Storage for cord and clips



| PART # | DESCRIPTION | PRICE | UNIT |
|--------|-------------|-------|------|
| 67853B | 12.95 G | | |

COMPACT WALL BRACKET

- Conveniently mounts the Optimate to wall or workbench
- Storage for cord and clips when not in use



| PART # | DESCRIPTION | PRICE | UNIT |
|--------|-------------|-------|------|
| 67853K | 11.60 N | | |

12V BIKE & CAR SOCKET CONNECTOR

Connect your OptiMate to your vehicle accessory/auxiliary socket. This accessory will connect to DIN as well as to cigarette lighter format sockets.



| PART # | DESCRIPTION | PRICE | UNIT |
|--------|------------------|---------|------|
| 508004 | Socket Connector | 18.90 G | |

BATTERY/ALTERNATOR VOLTAGE CHECKER

- For all 12 volt systems
- Easy to read L.E.D lights
- Shows battery state-of-charge and level of alternator output



| PART # | DESCRIPTION | PRICE | UNIT |
|--------|-----------------|--------|------|
| W2980 | Voltage Checker | 9.95 G | |

BATTERY CHARGER

6V - 12V • 1/2 AMP
ATV • MOTORCYCLE •
SNOWMOBILE • PWC

- This unit converts from 6 - 12 volts with a flick of a switch
- Just plug in charger output plug to charge the battery
- No mess, no removing battery
- Display packaged with full instructions



| PART # | DESCRIPTION | PRICE | UNIT |
|---------|--------------------|---------|------|
| EM15600 | Battery Charger | 16.95 L | |
| EM15601 | "Y" Connector ONLY | 2.95 L | |

POCKET MULTI-TESTER

- Analyzing functions for Volts AC, Volts DC, amperes and ohms
- Operates on 1 AA battery (included)
- Instructions included



| PART # | DESCRIPTION | PRICE | UNIT |
|--------|--------------|---------|------|
| W2979 | Multi-Tester | 12.00 G | |

CRIMPING TOOL

- Deluxe 4-way insulated crimping tool
- Crimper, wire stripper, wire cutter
- Insulated vinyl cushion grips



| PART # | DESCRIPTION | PRICE | UNIT |
|--------|---------------|--------|------|
| W190 | Crimping Tool | 4.50 G | |

TUBE STYLE BATTERY TESTER

- Easy to read color coded hydrometer
- Gives precise readings for status of battery cells
- Acid resistant



| PART # | DESCRIPTION | | |
|--------|----------------|------|---|
| W1653 | Battery Tester | 4.15 | G |

BATTERY CABLES

Sold each



| DISPLAY | | | | CARDED | | | |
|---------|------|---|-----|--------|-------|------|---|
| BULK | | | | | | | |
| 1940 | 5.35 | E | 8" | Black | 11940 | 5.80 | E |
| 1941 | 6.20 | G | 12" | Black | 11941 | 6.70 | G |
| 1942 | 6.45 | G | 16" | Black | 11942 | 7.20 | G |
| 1943 | 7.60 | E | 20" | Black | 11943 | 8.15 | G |

- Lugs size: 7/16"
- Polyvinyl insulation, brass lugs

| | | | | | | | |
|------|------|---|-----|-----|-------|------|---|
| 1932 | 5.35 | E | 8" | Red | 11932 | 5.80 | L |
| 1933 | 6.20 | G | 12" | Red | 11933 | 6.70 | G |
| 1934 | 6.45 | G | 16" | Red | 11934 | 7.20 | G |
| 1935 | 7.60 | E | 20" | Red | 11935 | 8.15 | A |

- Lug sizes: 1/4" & 3/8"
- Polyvinyl insulation, brass lugs

UNIVERSAL IN-LINE FUSE HOLDER

- 16 gauge wire
- Bakerlite with 20 AMP fuse



| PART # | DESCRIPTION | | |
|---------|---------------------|------|---|
| EM93320 | In-Line Fuse Holder | 1.95 | L |

BATTERY TERMINAL CLEANER

- All metal construction
- Quality stainless steel brushes
- Cleans both battery post and terminals



| PART # | DESCRIPTION | | |
|--------|------------------|------|---|
| W147 | Terminal Cleaner | 2.60 | G |

BATTERY JUMPER CABLE SET

- 64" long
- 10 gauge
- Color coded terminal
- Clamps for safe and secure handling
- Display packaged



| PART # | DESCRIPTION | | |
|---------|---------------|-------|---|
| EM96300 | Jumper Cables | 10.95 | H |

BATTERY CABLES



| PART # | LENGTH | COLOR | | |
|--------|-------------|-------------|--------|---|
| 1936 | 10 ft. roll | Red Cover | 33.20 | B |
| 1944 | 10 ft. roll | Black Cover | 33.20 | B |
| 8597 | 50 ft. roll | Red Cover | 150.30 | B |
| 8598 | 50 ft. roll | Black Cover | 150.30 | B |

COPPER TERMINALS

- 1/4" & 3/8"
- Sold each
- Non-insulated



| PART # | DESCRIPTION | | |
|--------|---------------|------|---|
| 8599 | 6 gauge, 3/8" | 1.45 | G |
| 8600 | 6 gauge, 1/4" | 1.45 | G |

CABLE TERMINALS

- Sold each
- Steel clip



| PART # | DESCRIPTION | | |
|--------|-------------|------|---|
| 1937 | 3/8" | 1.15 | L |
| 1938 | 1/4" | 1.05 | L |

NYLON INSULATED TERMINALS

- These handy terminals are quick and easy for wiring jobs using 10-18 gauge wire



| SIZE | PART # (PKG. 100) | | |
|--------------------------|-------------------|-------|---|
| 12-10 (.040) Female Side | DL695005 | 39.50 | A |

| |
|-----------------------|
| accessories |
| body |
| handlebar & grips |
| cables & levers |
| exhaust |
| engine |
| fuel & intake |
| electrical & ignition |
| clutch |
| drive |
| bearings |
| brakes |
| steering & suspension |
| tires |
| tools & shop |



CHARGING COMPONENTS



268437

RECTIFIER/REGULATORS & STATORS



268678

| MODEL | RECTIFIER/REGULATORS | NEW STATORS | STATOR COVER GASKETS |
|-------------------------------|----------------------|------------------|----------------------|
| APRILIA DIRT | | | |
| 450/RXV450 2006-2008 | - | 268678 189.95 B | - |
| 550/RXV550 2006-2009 | - | 268678 189.95 B | - |
| HONDA DIRT | | | |
| 50/XR50R 2000-2003 | 268437 39.95 J | RE21600H 74.95 G | - |
| 50/Z50R 1988-2000 | 268437 39.95 J | RE21600H 74.95 G | - |
| 70/CRF70F 2004-2009 | 268437 39.95 J | RE21600H 74.95 G | - |
| 70/CRF70F 2011-2012 | 268437 39.95 J | RE21600H 74.95 G | - |
| 70/XR70R 1997-2003 | 268437 39.95 J | RE21600H 74.95 G | - |
| 80/CRF80F 2004-2009 | 268437 39.95 J | - | - |
| 80/CRF80F 2011-2013 | 268437 39.95 J | - | - |
| 80/XR80R 1993-2003 | 268437 39.95 J | - | - |
| 125/CR125R 1981-1983 | - | 268105 59.95 B | - |
| 125/CR125R 1984-1985 | - | 268809 109.95 B | - |
| 125/CR125R 1990-1996 | - | 268933 124.95 D | - |
| 125/CR125R 1998 | - | 268936 109.95 D | - |
| 125/CR125R 1999-2000 | - | 268935 109.95 D | - |
| 150/CRF150F 2003-2005 | 268437 39.95 J | RE21625 139.95 B | - |
| 150/CRF150F 2009 | 268437 39.95 J | - | - |
| 150/CRF150F 2012-2013 | 268437 39.95 J | - | - |
| 200/XL200R 1983-1984 | - | 268941 159.95 D | - |
| 200/XR200R 1985 | - | 268060 159.95 B | - |
| 200/XR200R 1986-1988 | - | 268940 159.95 D | - |
| 200/XR200R 1990-2002 | - | 268144 149.95 B | - |
| 230/CRF230F 2003-2013 | - | 268967 179.95 D | - |
| 250/CR250R 1981-1983 | - | 268105 59.95 B | - |
| 250/CR250R 1984-1985 | - | 268809 109.95 B | - |
| 250/CR250R 1990-1996 | - | 268933 124.95 D | - |
| 250/CR250R 2000-2001 | - | 268935 109.95 D | - |
| 250/CRF250R 2004-2009 | - | 268936 109.95 D | - |
| 250/NX250 1988-1990 | 268900 95.00 D | 268928 189.95 D | - |
| 250/XL250R 1985-1987 | - | 268147 149.95 B | - |
| 250/XR250L 1991-1996 | 268899 119.95 D | 268934 159.95 D | - |
| 250/XR250R 1984 | - | 268938 199.95 D | - |
| 250/XR250R 1985 | - | 268060 159.95 B | - |
| 250/XR250R 1986-1995 | - | 268939 199.95 D | - |
| 250/XR250R 1996-2004 | - | 268937 224.95 D | - |
| 450/CRF450R 2002-2003 | - | 268936 109.95 D | - |
| 450/CRF450R 2005-2007 | - | 268936 109.95 D | - |
| 500/CR500 1984-1985 | - | 268809 109.95 B | - |
| 500/XR500R 1983-1984 | - | 268779 224.95 B | - |
| 600/XL600R 1983-1987 | 268757/
268437 | 268059 159.95 B | - |
| 600/XL600V Transalp 1989-1990 | 268477 119.95 L | - | - |



CHARGING COMPONENTS CONTINUED

| MODEL | RECTIFIER REGULATORS | | NEW STATORS | | STATOR COVER GASKETS |
|------------------------------|----------------------|----------|-------------|----------|----------------------|
| HONDA DIRT CONTINUED | | | | | |
| 600/XR600R 1991-2000 | - | | 268206 | 224.95 B | - |
| 600/XR600RK 1985-1990 | - | | 268206 | 224.95 B | - |
| 650/XR650L 1993-2009 | 268664 | 120.00 L | 268812 | 199.95 B | - |
| 650/XR650L 2012-2014 | 268664 | 120.00 L | 268812 | 199.95 B | - |
| KAWASAKI DIRT | | | | | |
| 125/KX125 1980-1986 | - | | 268105 | 59.95 B | - |
| 125/KX125 2003-2004 | - | | 268942 | 189.95 D | - |
| 200/KDX200 1990-2006 | 268437 | 39.95 J | - | - | - |
| 220/KDX220R 1997-2005 | 268437 | 39.95 J | - | - | - |
| 250/KL250 KLR250 1987-2005 | 268879 | 74.95 B | - | - | - |
| 250/KLX250D 2003 | 268879 | 74.95 B | - | - | - |
| 250/KLX250R 1994-1996 | 268437 | 39.95 J | - | - | - |
| 250/KLX250S 2009-2014 | 268597 | 104.95 L | - | - | - |
| 250/KX250F 2011-2012 | 268882 | 104.95 B | - | - | - |
| 300/KLX300R 1997-2007 | 268437 | 39.95 J | - | - | - |
| 450/KX450F 2009-2011 | 268882 | 104.95 B | - | - | - |
| 650/KL650B Tengai 1990-1991 | - | | 268210 | 224.95 B | - |
| 650/KLR650 (KL650) 1987-2007 | 268597 | 104.95 L | 268210 | 224.95 B | - |
| 650/KLR650 (KL650) 2008-2010 | 268597 | 104.95 L | 268822 | 159.95 B | - |
| 650/KLR650 (KL650) 2011-2013 | 268597 | 104.95 L | - | - | - |
| 650/KLR650 (KL650) 2014 | 268597 | 104.95 L | - | - | - |
| KTM DIRT | | | | | |
| 125/125 EXC 1998-2001 | 268437 | 39.95 J | 268831 | 104.95 B | - |
| 125/125 EXC 2005 | 268437/
268828 | 39.95 J | 268831 | 104.95 B | - |
| 125/125 EXC Six Days 2005 | 268437/
268828 | 39.95 J | 268831 | 104.95 B | - |
| 125/125 SX 1998-2008 | 268437 | 39.95 J | 268831 | 104.95 B | - |
| 125/125 SX 2011-2012 | 268437 | 39.95 J | 268831 | 104.95 B | - |
| 125/125 SXS 2005 | 268437 | 39.95 J | 268831 | 104.95 B | - |
| 144/144 SX 2007-2008 | 268437 | 39.95 J | 268831 | 104.95 B | - |
| 150/150 SX 2009-2011 | 268437 | 39.95 J | 268831 | 104.95 B | - |
| 150/150 XC 2010-2013 | 268437 | 39.95 J | 268831 | 104.95 B | - |
| 200/200 EXC 1998 | 268437 | 39.95 J | 268831 | 104.95 B | - |
| 200/200 EXC 2003-2004 | 268437 | 39.95 J | 268831 | 104.95 B | - |
| 200/200 EXC 2005 | 268437/
268828 | 39.95 J | 268831 | 104.95 B | - |
| 200/200 MXC 1998 | 268437 | 39.95 J | 268831 | 104.95 B | - |
| 200/200 MXC 1999-2003 | 268437 | 39.95 J | 268831 | 104.95 B | - |
| 200/200 SX 2003 | 268437 | 39.95 J | 268831 | 104.95 B | - |
| 200/200 XC 2006-2007 | 268437 | 39.95 J | 268831 | 104.95 B | - |
| 200/200 XC-W 2006-2007 | 268437 | 39.95 J | 268831 | 104.95 B | - |
| 200/200 XC-W 2008-2012 | 268828 | 29.95 B | - | - | - |
| 205/205 SX 2011 | 268437 | 39.95 J | 268831 | 104.95 B | - |
| 250/250 EXC 1998-1999 | 268437 | 39.95 J | 268831 | 104.95 B | - |
| 250/250 EXC 2000-2004 | 268437 | 39.95 J | 268831 | 104.95 B | - |
| 250/250 EXC 2005 | 268437/
268828 | 39.95 J | 268831 | 104.95 B | - |
| 250/250 EXC Racing 2005 | 268828 | 29.95 B | - | - | - |
| 250/250 EXC Six Days 2005 | 268437/
268828 | 39.95 J | 268831 | 104.95 B | - |
| 250/250 MXC 1998-2001 | 268437 | 39.95 J | 268831 | 104.95 B | - |
| 250/250 SX 1998-2012 | 268437 | 39.95 J | 268831 | 104.95 B | - |

accessories

body

handlebar
& gripscables &
levers

exhaust

engine

fuel &
intakeelectrical
& ignition

clutch

drive

bearings

brakes

steering &
suspension

tires

tools &
shop

ELECTRICAL & IGNITION



CHARGING COMPONENTS CONTINUED

| MODEL | RECTIFIER REGULATORS | | | NEW STATORS | | STATOR COVER GASKETS | | |
|-------------------------------------|----------------------|--------|---|-------------|--------|----------------------|--------|--------|
| KTM DIRT CONTINUED | | | | | | | | |
| 250/250 XC 2009-2012 | 268828 | 29.95 | B | - | - | - | - | - |
| 250/250 XC-F 2007-2008 | 268828 | 29.95 | B | - | - | - | - | - |
| 250/250 XC-FW 2007-2010 | 268828 | 29.95 | B | - | - | - | - | - |
| 250/250 XC-FW Six Days 2011 | 268828 | 29.95 | B | - | - | - | - | - |
| 250/250 XC-W 2006-2007 | 268437 | 39.95 | J | 268831 | 104.95 | B | - | - |
| 250/250 XC-W 2008-2012 | 268828 | 29.95 | B | - | - | - | - | - |
| 300/300 EXC 1998-1999 | 268437 | 39.95 | J | 268831 | 104.95 | B | - | - |
| 300/300 EXC 2000-2001 | 268437 | 39.95 | J | 268831 | 104.95 | B | - | - |
| 300/300 EXC 2003 | 268437 | 39.95 | J | 268831 | 104.95 | B | - | - |
| 300/300 EXC 2005 | 268437/
268828 | 39.95 | J | 268831 | 104.95 | B | - | - |
| 300/300 EXC Six Days 2005 | 268437/
268828 | 39.95 | J | 268831 | 104.95 | B | - | - |
| 300/300 MXC 1998-2003 | 268437 | 39.95 | J | 268831 | 104.95 | B | - | - |
| 300/300 MXC 2004 | 268437 | 39.95 | J | 268831 | 104.95 | B | - | - |
| 300/300 MXC 2005 | 268437/
268828 | 39.95 | J | 268831 | 104.95 | B | - | - |
| 300/300 XC 2009-2012 | 268828 | 29.95 | B | - | - | - | - | - |
| 300/300 XC-W 2006 | 268828 | 29.95 | B | - | - | - | - | - |
| 300/300 XC-W 2008-2012 | 268828 | 29.95 | B | - | - | - | - | - |
| 380/380 EXC 1998-1999 | 268437 | 39.95 | J | 268831 | 104.95 | B | - | - |
| 380/380 EXC 2000 | 268437 | 39.95 | J | 268831 | 104.95 | B | - | - |
| 380/380 MXC 1998-1999 | 268437 | 39.95 | J | 268831 | 104.95 | B | - | - |
| 380/380 SX 1998-2000 | 268437 | 39.95 | J | 268831 | 104.95 | B | - | - |
| 400/400 EXC 2005-2006 | 268828 | 29.95 | B | - | - | - | - | - |
| 400/400 LC4 Dual Sport 2000-2001 | 268829 | 119.95 | B | 268830 | 139.95 | B | 268955 | 7.95 D |
| 400/400 LC4 EXC 1998 | 268829 | 119.95 | B | 268830 | 139.95 | B | 268955 | 7.95 D |
| 400/400 RXC 1998 | 268829 | 119.95 | B | 268830 | 139.95 | B | - | - |
| 400/400 XC-W 2007 | 268828 | 29.95 | B | - | - | - | - | - |
| 400/400 XC-W 2009-2010 | 268828 | 29.95 | B | - | - | - | - | - |
| 450/450 EXC 2005-2007 | 268828 | 29.95 | B | - | - | - | - | - |
| 450/450 EXC 2009-2011 | 268828 | 29.95 | B | - | - | - | - | - |
| 450/450 EXC-R 2008 | 268828 | 29.95 | B | - | - | - | - | - |
| 450/450 MXC 2005 | 268828 | 29.95 | B | - | - | - | - | - |
| 450/450 Rally 2005 | 268829 | 119.95 | B | 268830 | 139.95 | B | - | - |
| 450/450 XC 2006-2007 | 268828 | 29.95 | B | - | - | - | - | - |
| 450/450 XC-W 2007 | 268828 | 29.95 | B | - | - | - | - | - |
| 450/450 XC-W Champions Edition 2010 | 268828 | 29.95 | B | - | - | - | - | - |
| 450/450 XC-W Six Days 2010-2011 | 268828 | 29.95 | B | - | - | - | - | - |
| 450/450 XCR-W 2008 | 268828 | 29.95 | B | - | - | - | - | - |
| 525/525 EXC 2005-2006 | 268828 | 29.95 | B | - | - | - | - | - |
| 525/525 EXC Racing Six Days 2005 | 268828 | 29.95 | B | - | - | - | - | - |
| 525/525 MXC 2005 | 268828 | 29.95 | B | - | - | - | - | - |
| 525/525 XC 2007 | 268828 | 29.95 | B | - | - | - | - | - |
| 525/525 XC-W 2007 | 268828 | 29.95 | B | - | - | - | - | - |
| 530/530 EXC 2009-2011 | 268828 | 29.95 | B | - | - | - | - | - |
| 530/530 EXC Champions Edition 2010 | 268828 | 29.95 | B | - | - | - | - | - |
| 530/530 EXC-R 2008 | 268828 | 29.95 | B | - | - | - | - | - |
| 530/530 XC-W Six Days 2010-2011 | 268828 | 29.95 | B | - | - | - | - | - |
| 530/530 XCR-W 2008 | 268828 | 29.95 | B | - | - | - | - | - |
| 620/620 Rally 1998 | 268829 | 119.95 | B | 268830 | 139.95 | B | - | - |
| 620/620 RXC 1998 | 268829 | 119.95 | B | 268830 | 139.95 | B | 268955 | 7.95 D |
| 625/625 SMC 2004-2006 | 268829 | 119.95 | B | 268830 | 139.95 | B | - | - |
| 625/625 SXC 2003-2005 | 268829 | 119.95 | B | 268830 | 139.95 | B | 268955 | 7.95 D |
| 640/640 Adventure 2005-2007 | 268829 | 119.95 | B | 268830 | 139.95 | B | 268955 | 7.95 D |



CHARGING COMPONENTS CONTINUED

| MODEL | RECTIFIER REGULATORS | | | NEW STATORS | | | STATOR COVER GASKETS | | |
|----------------------------------|----------------------|--------|---|-------------|--------|---|----------------------|-------|---|
| KTM DIRT CONTINUED | | | | | | | | | |
| 640/640 LC4 All Models 1999-2005 | 268829 | 119.95 | B | 268830 | 139.95 | B | 268955 | 7.95 | D |
| 640/640 Supermoto 2005 | - | | | 268830 | 139.95 | B | 268955 | 7.95 | D |
| 660/660 Rally 2005 | 268829 | 119.95 | B | 268830 | 139.95 | B | - | | |
| 660/660 Rally 2007 | 268829 | 119.95 | B | 268830 | 139.95 | B | - | | |
| 660/660 SMC 2004-2005 | 268828 | 29.95 | B | - | | | - | | |
| 690/690 Duke 2008-2010 | 268693 | 149.95 | B | - | | | - | | |
| 690/690 Duke 2013 | 268693 | 149.95 | B | - | | | - | | |
| 690/690 Enduro 2008-2011 | 268694 | 149.95 | B | - | | | - | | |
| 690/690 Enduro R 2012 | 268694 | 149.95 | B | - | | | - | | |
| 690/690 Rally 2009 | 268693 | 149.95 | B | - | | | - | | |
| 690/690 SMC 2008-2010 | 268694 | 149.95 | B | - | | | - | | |
| 690/690 SMR 2008 | 268693 | 149.95 | B | - | | | - | | |
| 690/690 Super Enduro 2008 | 268694 | 149.95 | B | - | | | - | | |
| 690/690 Supermoto 2007 | 268693 | 149.95 | B | - | | | - | | |
| 950/950 Adventure 2004-2006 | 268693 | 149.95 | B | 268832 | 158.95 | B | 268956 | 21.95 | D |
| 950/950 Adventure S 2004-2005 | 268693 | 149.95 | B | 268832 | 158.95 | B | 268956 | 21.95 | D |
| 950/950 SM 2005-2007 | 268694 | 149.95 | B | 268832 | 158.95 | B | 268956 | 21.95 | D |
| 950/950 SMR 2007-2008 | 268694 | 149.95 | B | 268832 | 158.95 | B | 268956 | 21.95 | D |
| 950/950 Super Enduro 2006-2008 | 268694 | 149.95 | B | 268832 | 158.95 | B | 268956 | 21.95 | D |
| 950/950 Super Enduro 2009 | 268694 | 149.95 | B | - | | | - | | |
| 950/950 Superduke 2005 | 268693 | 149.95 | B | 268832 | 158.95 | B | 268956 | 21.95 | D |
| 990/990 Adventure 2006-2012 | 268693 | 149.95 | B | 268832 | 158.95 | B | 268956 | 21.95 | D |
| 990/990 Adventure R 2009-2010 | 268693 | 149.95 | B | 268832 | 158.95 | B | 268956 | 21.95 | D |
| 990/990 Adventure S 2008 | 268693 | 149.95 | B | 268832 | 158.95 | B | 268956 | 21.95 | D |
| 990/990 RC8R Superduke 2011 | 268693 | 149.95 | B | - | | | - | | |
| 990/990 SMR 2010-2011 | 268694 | 149.95 | B | 268832 | 158.95 | B | 268956 | 21.95 | D |
| 990/990 SMT 2010 | 268694 | 149.95 | B | 268832 | 158.95 | B | 268956 | 21.95 | D |
| 990/990 SMT 2011 | 268693 | 149.95 | B | 268832 | 158.95 | B | 268956 | 21.95 | D |
| 990/990 Superduke 2006-2008 | 268693 | 149.95 | B | - | | | 268956 | 21.95 | D |
| 1190/1190 RC8 2008-2010 | 268693 | 149.95 | B | - | | | - | | |
| 1190/1190 RC8 R 2009-2010 | 268693 | 149.95 | B | - | | | - | | |
| 1190/1190 RC8 R 2011-2012 | 268693 | 149.95 | B | - | | | - | | |
| SUZUKI DIRT | | | | | | | | | |
| 80/RM80 1980-2001 | - | | | 268105 | 59.95 | B | - | | |
| 85/RM85 2002-2009 | - | | | 268105 | 59.95 | B | - | | |
| 85/RM85 2012 | - | | | 268105 | 59.95 | B | - | | |
| 125/DR125SE 1994-1996 | 268902 | 104.95 | D | - | | | - | | |
| 125/RM125 1981-1985 | - | | | 268105 | 59.95 | B | - | | |
| 125/RM125 1989-1993 | - | | | 268946 | 104.95 | D | - | | |
| 125/RM125 1994-1997 | 268437 | 39.95 | J | 268947 | 109.95 | D | - | | |
| 200/SP200 1986-1988 | 268672 | 119.95 | L | - | | | - | | |
| 250/DR250 Off Road 1990-1992 | - | | | 268948 | 224.95 | D | - | | |
| 250/DR250 Off Road 1993 | - | | | - | | | - | | |
| 250/DR250S Dual Sport 1990-1992 | 268673 | 119.95 | L | 268684 | 224.95 | B | - | | |
| 250/DR250S Dual Sport 1993 | 268673 | 119.95 | L | - | | | - | | |
| 250/DR250SE Dual Sport 1993-1995 | 268673 | 119.95 | L | - | | | - | | |
| 250/RM250 1981-1985 | - | | | 268105 | 59.95 | B | - | | |
| 250/RM250 1987-1993 | - | | | 268946 | 104.95 | D | - | | |
| 250/RM250 1994-1997 | 268437 | 39.95 | J | 268947 | 109.95 | D | - | | |
| 350/DR350 Off Road 1990-1992 | 268624 | 94.95 | N | 268948 | 224.95 | D | - | | |
| 350/DR350 Off Road 1993-1999 | 268624 | 94.95 | N | - | | | - | | |
| 350/DR350S Dual Sport 1990-1992 | 268673 | 119.95 | L | 268684 | 224.95 | B | - | | |
| 350/DR350S Dual Sport 1993 | 268673 | 119.95 | L | - | | | - | | |
| 350/DR350SE Dual Sport 1994-1999 | 268673 | 119.95 | L | - | | | - | | |

accessories

body

handlebar
& gripscables &
levers

exhaust

engine

fuel &
intakeelectrical
& ignition

clutch

drive

bearings

brakes

steering &
suspension

tires

tools &
shop



CHARGING COMPONENTS CONTINUED

| MODEL | RECTIFIER REGULATORS | NEW STATORS | STATOR COVER GASKETS |
|----------------------------------|----------------------|-----------------|----------------------|
| SUZUKI DIRT CONTINUED | | | |
| 400/DRZ400 2000-2009 | 268674 104.95 L | 268214 224.95 B | - |
| 400/DRZ400 2011-2015 | 268674 104.95 L | 268214 224.95 B | - |
| 500/RM500 1981-1984 | - | 268105 59.95 B | - |
| 650/DR650S 1990-1991 | 268619 94.95 N | 268685 224.95 B | - |
| 650/DR650SE 1996-2009 | - | 268213 224.95 B | - |
| 650/DR650SE 2011-2015 | - | 268213 224.95 B | - |
| 650/DR650SE N/P Models 1992-1993 | 268488 119.95 L | 268685 224.95 B | - |
| 650/DR650SE N/P Models 1994-1995 | 268488 119.95 L | - | - |
| 650/DR650SE R/S Models 1992-1995 | 268488 119.95 L | - | - |
| YAMAHA DIRT | | | |
| 50/DT50 1988-1990 | - | 268954 19.95 D | - |
| 50/PW50 1986-1987 | - | 268954 19.95 D | - |
| 50/PW50 1990-2009 | - | 268954 19.95 D | - |
| 50/PW50 2012-2013 | - | 268954 19.95 D | - |
| 80/BW80 Big Wheel 1986-1990 | - | 268950 149.95 D | - |
| 80/PW80 1983-1985 | - | 268950 149.95 D | - |
| 80/PW80 1991-1994 | - | 268950 149.95 D | - |
| 80/PW80 1995-2003 | - | 268951 104.95 D | - |
| 90/TT-R90 E 2003-2007 | - | 268952 145.00 D | - |
| 125/TT-R125 2000-2004 | - | 268966 189.95 D | - |
| 125/TT-R125 L 2000-2008 | - | 268966 189.95 D | - |
| 180/RT180 1990-1993 | - | 268954 19.95 D | - |
| 180/RT180 1995-1998 | - | 268954 19.95 D | - |
| 200/BW200N 1985 | 268437 39.95 J | - | - |
| 200/BW200S 1986 | 268437 39.95 J | - | - |
| 200/TW200 1988-2000 | 268507 59.95 L | - | - |
| 200/TW200 2001-2013 | 268507 59.95 L | - | - |
| 225/TT-R225 R 1999 | 268507 59.95 L | - | - |
| 225/TT-R225 R 2000-2004 | 268507 59.95 L | 268953 199.95 D | - |
| 225/TT225 1999 | - | 268953 199.95 D | - |
| 225/XT225 1992-2000 | 268507 59.95 L | - | - |
| 225/XT225 2001-2007 | 268507 59.95 L | 268953 199.95 D | - |
| 250/TT-R250 1999-2006 | 268507 59.95 L | - | - |
| 250/XT250 2008-2012 | 268507 59.95 L | - | - |
| 250/YZ250 1985-1986 | - | 268840 159.95 B | - |
| 600/XT600 1984-1989 | 268511 120.00 L | - | - |
| 600/XT600 1991-1995 | 268507 59.95 L | - | - |

STARTING COMPONENTS

accessories

body

handlebar
& gripscables &
levers

exhaust

engine

fuel &
intakeelectrical
& ignition

clutch

drive

bearings

brakes

steering &
suspension

tires

tools &
shop

268673



268774

STARTERS & SOLENOID SWITCHES

| MODEL | STARTER | | | SOLENOID SWITCH | | |
|--------------------------------------|---------|--------|---|-----------------|-------|---|
| KTM DIRT BIKE | | | | | | |
| 200/200 XC-W 2013 | - | | | 268774 | 39.95 | L |
| 250/250 EXC 2003-2005 | 268793 | 174.95 | B | - | | |
| 250/250 EXC Racing 2003 | - | | | 268774 | 39.95 | L |
| 250/250 EXC Racing 2005 | - | | | 268774 | 39.95 | L |
| 250/250 EXC RFS 2003-2004 | 268793 | 174.95 | B | 268774 | 39.95 | L |
| 250/250 EXC-G 2003 | 268793 | 174.95 | B | 268774 | 39.95 | L |
| 250/250 XC 2009-2013 | - | | | 268774 | 39.95 | L |
| 250/250 XC-F 2007-2008 | - | | | 268774 | 39.95 | L |
| 250/250 XC-F 2011-2013 | - | | | 268774 | 39.95 | L |
| 250/250 XC-FW 2007-2009 | - | | | 268774 | 39.95 | L |
| 250/250 XC-FW 2012-2013 | - | | | 268774 | 39.95 | L |
| 250/250 XC-FW Champions Edition 2010 | - | | | 268774 | 39.95 | L |
| 250/250 XC-FW Six Days 2011 | - | | | 268774 | 39.95 | L |
| 250/250 XC-W 2008-2013 | - | | | 268774 | 39.95 | L |
| 300/300 XC 2009-2013 | - | | | 268774 | 39.95 | L |
| 300/300 XC-W 2008-2013 | - | | | 268774 | 39.95 | L |
| 350/350 EXC-F 2012-2013 | - | | | 268774 | 39.95 | L |
| 350/350 SX-F 2011-2012 | - | | | 268774 | 39.95 | L |
| 350/350 XC-F 2011-2013 | - | | | 268774 | 39.95 | L |
| 350/350 XCF-W 2012-2013 | - | | | 268774 | 39.95 | L |
| 350/350 XS-F 2013 | - | | | 268774 | 39.95 | L |
| 400/400 EXC 2000-2002 | 268793 | 174.95 | B | 268774 | 39.95 | L |
| 400/400 EXC 2004-2006 | 268793 | 174.95 | B | 268774 | 39.95 | L |
| 400/400 LC4 Dual Sport 2000-2001 | 268728 | 184.95 | B | 268794 | 39.95 | B |
| 400/400 LC4 EXC 1998 | 268728 | 184.95 | B | 268794 | 39.95 | B |
| 400/400 MXC 2001-2002 | 268793 | 174.95 | B | 268774 | 39.95 | L |
| 400/400 RXC 1998 | 268728 | 184.95 | B | 268794 | 39.95 | B |
| 400/400 SX 2000-2002 | 268793 | 174.95 | B | - | | |
| 400/400 XC-W 2007 | 268793 | 174.95 | B | 268774 | 39.95 | L |
| 400/400 XC-W 2009-2010 | - | | | 268774 | 39.95 | L |
| 450/450 EXC 2003-2005 | 268793 | 174.95 | B | 268774 | 39.95 | L |
| 450/450 EXC 2006-2007 | 268793 | 174.95 | B | - | | |
| 450/450 EXC 2009-2011 | - | | | 268774 | 39.95 | L |
| 450/450 EXC-R 2008 | - | | | 268774 | 39.95 | L |
| 450/450 MXC 2003-2005 | 268793 | 174.95 | B | 268774 | 39.95 | L |

ELECTRICAL & IGNITION



STARTING COMPONENTS CONTINUED

- accessories
- body
- handlebar & grips
- cables & levers
- exhaust
- engine
- fuel & intake
- electrical & ignition
- clutch
- drive
- bearings
- brakes
- steering & suspension
- tires
- tools & shop

| MODEL | STARTER | | | SOLENOID SWITCH | | |
|-------------------------------------|---------|--------|---|-------------------|-------|---|
| KTM DIRT BIKE CONTINUED | | | | | | |
| 450/450 Rally 2005 | 268728 | 184.95 | B | 268794 | 39.95 | B |
| 450/450 SMR 2005 | 268793 | 174.95 | B | - | | |
| 450/450 SMR 2012 | - | | | 268774 | 39.95 | L |
| 450/450 SX 2003-2004 | 268793 | 174.95 | B | 268774 | 39.95 | L |
| 450/450 SX 2005 | 268793 | 174.95 | B | - | | |
| 450/450 SX-F 2007 | - | | | 268774 | 39.95 | L |
| 450/450 SX-F 2009-2012 | - | | | 268774 | 39.95 | L |
| 450/450 SX-F 2013 | - | | | 268774 | 39.95 | L |
| 450/450 SX-F Factory 2012 | - | | | 268774 | 39.95 | L |
| 450/450 XC 2006-2007 | 268793 | 174.95 | B | 268774 | 39.95 | L |
| 450/450 XC-F 2008-2009 | - | | | 268774 | 39.95 | L |
| 450/450 XC-F 2013 | - | | | 268774 | 39.95 | L |
| 450/450 XC-W 2007 | - | | | 268774 | 39.95 | L |
| 450/450 XC-W 2012-2013 | - | | | 268774 | 39.95 | L |
| 450/450 XC-W Champions Edition 2010 | - | | | 268774 | 39.95 | L |
| 450/450 XC-W Six Days 2010-2011 | - | | | 268774 | 39.95 | L |
| 500/500 EXC 2012-2013 | - | | | 268774 | 39.95 | L |
| 500/500 XC-W 2012-2013 | - | | | 268774 | 39.95 | L |
| 505/505 XC-F 2008 | - | | | 268774 | 39.95 | L |
| 520/520 EXC 2000-2002 | 268793 | 174.95 | B | 268774 | 39.95 | L |
| 520/520 MXC 2001-2002 | 268793 | 174.95 | B | 268774 | 39.95 | L |
| 520/520 SX 2000-2002 | 268793 | 174.95 | B | - | | |
| 525/525 EXC 2003-2006 | 268793 | 174.95 | B | 268774 | 39.95 | L |
| 525/525 EXC Racing Six Days 2005 | 268793 | 174.95 | B | 268774 | 39.95 | L |
| 525/525 MXC 2003-2005 | 268793 | 174.95 | B | 268774 | 39.95 | L |
| 525/525 SMR 2005 | 268793 | 174.95 | B | - | | |
| 525/525 SX 2004 | 268793 | 174.95 | B | 268774 | 39.95 | L |
| 525/525 SX 2005 | 268793 | 174.95 | B | - | | |
| 525/525 XC 2007 | 268793 | 174.95 | B | 268774 | 39.95 | L |
| 525/525 XC-W 2007 | 268793 | 174.95 | B | 268774 | 39.95 | L |
| 530/530 EXC 2009-2011 | - | | | 268774 | 39.95 | L |
| 530/530 EXC Champions Edition 2010 | - | | | 268774 | 39.95 | L |
| 530/530 EXC-R 2008 | - | | | 268774 | 39.95 | L |
| 530/530 XC-W Six Days 2010-2011 | - | | | 268774 | 39.95 | L |
| 530/530 XCR-W 2008 | - | | | 268774 | 39.95 | L |
| 620/620 Rally 1998 | 268728 | 184.95 | B | 268794 | 39.95 | B |
| 620/620 RXC 1998 | 268728 | 184.95 | B | 268794 | 39.95 | B |
| 625/625 SMC 2004 | 268728 | 184.95 | B | 268794 | 39.95 | B |
| 625/625 SMC 2005-2006 | 268728 | 184.95 | B | 268774 | 39.95 | L |
| 625/625 SXC 2003-2005 | 268728 | 184.95 | B | 268794 | 39.95 | B |
| 640/640 Adventure 1999-2003 | 268728 | 184.95 | B | - | | |
| 640/640 Adventure 2005-2007 | 268728 | 184.95 | B | 268794 | 39.95 | B |
| 640/640 LC4 All Models 1999 | 268728 | 184.95 | B | 268794 | 39.95 | B |
| 640/640 LC4 All Models 2000-2002 | 268728 | 184.95 | B | 268774/
268794 | 39.95 | L |
| 640/640 LC4 All Models 2003-2005 | 268728 | 184.95 | B | 268794 | 39.95 | B |
| 640/640 SMC 2005 | - | | | 268774 | 39.95 | L |
| 640/640 Supermoto 2005 | 268728 | 184.95 | B | - | | |
| 660/660 Rally 2005 | 268728 | 184.95 | B | 268794 | 39.95 | B |
| 660/660 Rally 2007 | 268728 | 184.95 | B | 268794 | 39.95 | B |
| 690/690 Duke 2008-2010 | - | | | 268795 | 39.95 | B |
| 690/690 Enduro 2008 | - | | | 268774 | 39.95 | L |
| 690/690 Enduro 2011 | - | | | 268774 | 39.95 | L |
| 690/690 Enduro R 2009-2010 | - | | | 268774 | 39.95 | L |
| 690/690 Enduro R 2012 | - | | | 268774 | 39.95 | L |
| 690/690 SMC 2008-2010 | - | | | 268774 | 39.95 | L |



STARTING COMPONENTS CONTINUED

| MODEL | STARTER | SOLENOID SWITCH |
|----------------------------------|------------------|-----------------|
| KTM DIRT BIKE CONTINUED | | |
| 690/690 SMR 2008 | - | 268795 39.95 B |
| 690/690 Super Enduro 2008 | - | 268774 39.95 L |
| 690/690 Supermoto 2007 | - | 268795 39.95 B |
| 950/950 Adventure 2004-2006 | - | 268795 39.95 B |
| 950/950 Adventure S 2004-2005 | - | 268795 39.95 B |
| 950/950 SMR 2007-2008 | - | 268774 39.95 L |
| 950/950 Super Enduro 2006-2007 | - | 268774 39.95 L |
| 950/950 Superduke 2005 | - | 268795 39.95 B |
| 980/980 Supermoto 2005-2007 | - | 268774 39.95 L |
| 990/990 Adventure 2006-2012 | - | 268795 39.95 B |
| 990/990 Adventure R 2009-2010 | - | 268795 39.95 B |
| 990/990 Adventure S 2008 | - | 268795 39.95 B |
| 990/990 RC8R Superduke 2011 | - | 268795 39.95 B |
| 990/990 SMR 2010-2011 | - | 268774 39.95 L |
| 990/990 SMT 2010 | - | 268774 39.95 L |
| 990/990 Superduke 2006-2008 | - | 268795 39.95 B |
| SUZUKI DIRT BIKE | | |
| 125/DR125SE 1994-1996 | 268796 74.95 B | - |
| 200/DR200SE 1996-2009 | 268782 219.95 B | 268442 39.95 J |
| 200/DR200SE 2010-2013 | 268782 219.95 B | - |
| 250/DR250SE Dual Sport 1993-1995 | - | 268737 39.95 G |
| 250/DRZ250 2001-2007 | 268092 184.95 B | - |
| 350/DR350SE Dual Sport 1994-1999 | - | 268737 39.95 G |
| 650/DR650SE R/S Models 1994-1995 | - | 268737 39.95 G |
| YAMAHA DIRT BIKE | | |
| 90/TT-R90 E 2003-2007 | 268959 79.95 D | - |
| 125/TT-R125 E 2004-2007 | 268783 152.95 B | - |
| 125/TT-R125 LE 2004-2007 | 268783 152.95 B | - |
| 200/BW200E 1986-1988 | 268869 174.95 B | - |
| 200/TW200 1987-2002 | 268869 174.95 B | - |
| 225/TT-R225 R 1999-2004 | 268869 174.95 B | - |
| 225/XT225 1992-2007 | 268869 174.95 B | - |
| 230/TT-R230 2005-2013 | 268869 174.95 B | - |
| 250/XT250 2008-2012 | 268660 139.95 G | - |
| 350/BW350 Big Wheel 1987-1988 | - | 268738 39.95 G |
| 450/WR450F 2003-2006 | 268734 184.95 B | - |
| 450/WR450F 2007-2014 | 268797 219.95 B | - |
| 600/XT600 1990-1995 | RE61408 139.95 G | - |

accessories

body

handlebar
& gripscables &
levers

exhaust

engine

fuel &
intakeelectrical
& ignition

clutch

drive

bearings

brakes

steering &
suspension

tires

tools &
shop

ELECTRICAL & IGNITION



Spark up an old engine with these OEM supplier sourced Tune Up Kits.

Includes contact points and condenser only (No Spark Plugs).

Made in Japan.



K&L TUNE UP KITS, POINTS & CONDENSERS

| MAKE/MODEL | YEAR | TUNE UP KITS | | | POINTS | | | CONDENSERS | | |
|---------------------------------|-------|--------------|-------|-------|--------|-------|---|------------|-------|-------|
| HONDA DUAL SPORT/OFFROAD | | | | | | | | | | |
| Z50A(AK0)AK1~AK6 | 68-75 | 721946 | 19.95 | G | 721827 | 12.95 | G | 721838 | 9.95 | G |
| Z50A | 76-78 | 721946 | 19.95 | G | 721827 | 12.95 | G | 721838 | 9.95 | G |
| Z50R | 79-81 | 721946 | 19.95 | G | 721827 | 12.95 | G | 721838 | 9.95 | G |
| Z50R | 82-87 | 721946 | 19.95 | G | 721827 | 12.95 | G | 721838 | 9.95 | G |
| Z50RD | 86 | 721946 | 19.95 | G | 721827 | 12.95 | G | 721838 | 9.95 | G |
| CT70-(K0) TRAIL 70 | 69-71 | 721946 | 19.95 | G | 721827 | 12.95 | G | 721838 | 9.95 | G |
| CT70 HITACHI IGNITION | 76-82 | 721946 | 19.95 | G | 721827 | 12.95 | G | 721838 | 9.95 | G |
| CT70 WITH HITACHI IGNITION | 70-73 | 721946 | 19.95 | G | 721827 | 12.95 | G | 721838 | 9.95 | G |
| CT70K1~K4 TRAIL 70 | 72-75 | 721946 | 19.95 | G | 721827 | 12.95 | G | 721838 | 9.95 | G |
| SL70/K1 MOTO SPORT | 71-73 | 721946 | 19.95 | G | 721827 | 12.95 | G | 721838 | 9.95 | G |
| XL70 | 74-76 | 721946 | 19.95 | G | 721827 | 12.95 | G | 721838 | 9.95 | G |
| XL75 | 77-79 | 721946 | 19.95 | G | 721827 | 12.95 | G | 721838 | 9.95 | G |
| XR75 | 73-76 | 721946 | 19.95 | G | 721827 | 12.95 | G | 721838 | 9.95 | G |
| XR75 | 77-78 | ----- | ----- | ----- | 721827 | 12.95 | G | ----- | ----- | ----- |
| XL80S | 80-84 | 721946 | 19.95 | G | 721827 | 12.95 | G | 721838 | 9.95 | G |
| XR80 | 79-84 | ----- | ----- | ----- | 721827 | 12.95 | G | ----- | ----- | ----- |
| CT90 | 68-79 | 721954 | 24.95 | G | 721828 | 11.95 | G | ----- | ----- | ----- |
| ST90 WITH ND IGNITION | 73-75 | 721954 | 24.95 | G | 721828 | 11.95 | G | ----- | ----- | ----- |
| SL100/ MOTO SPORT | 70-73 | 721947 | 26.95 | G | 721828 | 11.95 | G | ----- | ----- | ----- |
| XL100/K1 | 74-75 | 721947 | 26.95 | G | 721828 | 11.95 | G | ----- | ----- | ----- |
| XL100 | 76 | 721947 | 26.95 | G | 721828 | 11.95 | G | ----- | ----- | ----- |
| XR100 | 81-84 | ----- | ----- | ----- | 721827 | 12.95 | G | ----- | ----- | ----- |
| CT125 | 77 | ----- | ----- | ----- | 721828 | 11.95 | G | ----- | ----- | ----- |
| SL125/K1/K2 MOTO SPORT | 71-73 | 721947 | 26.95 | G | 721828 | 11.95 | G | ----- | ----- | ----- |
| TL125 TRIALS | 73-76 | ----- | ----- | ----- | 721828 | 11.95 | G | ----- | ----- | ----- |
| XL125 | 74-78 | ----- | ----- | ----- | 721828 | 11.95 | G | ----- | ----- | ----- |
| SL175 WITH ND IGNITION | 70-71 | ----- | ----- | ----- | 721828 | 11.95 | G | ----- | ----- | ----- |
| XL175 | 73-75 | ----- | ----- | ----- | 721828 | 11.95 | G | ----- | ----- | ----- |
| TL250 TRIALS | 75-76 | ----- | ----- | ----- | 721828 | 11.95 | G | ----- | ----- | ----- |
| XL250/K1/K2 MOTO SPORT | 72-76 | 721955 | 24.95 | G | 721828 | 11.95 | G | ----- | ----- | ----- |
| Z50A(AK0)AK1~AK6 | 68-75 | 721946 | 19.95 | G | 721827 | 12.95 | G | 721838 | 9.95 | G |
| Z50A | 76-78 | 721946 | 19.95 | G | 721827 | 12.95 | G | 721838 | 9.95 | G |
| Z50R | 79-81 | 721946 | 19.95 | G | 721827 | 12.95 | G | 721838 | 9.95 | G |
| Z50R | 82-87 | 721946 | 19.95 | G | 721827 | 12.95 | G | 721838 | 9.95 | G |
| Z50RD | 86 | 721946 | 19.95 | G | 721827 | 12.95 | G | 721838 | 9.95 | G |
| CT70-(K0) TRAIL 70 | 69-71 | 721946 | 19.95 | G | 721827 | 12.95 | G | 721838 | 9.95 | G |
| CT70 HITACHI IGNITION | 76-82 | 721946 | 19.95 | G | 721827 | 12.95 | G | 721838 | 9.95 | G |
| CT70 WITH HITACHI IGNITION | 70-73 | 721946 | 19.95 | G | 721827 | 12.95 | G | 721838 | 9.95 | G |
| CT70K1~K4 TRAIL 70 | 72-75 | 721946 | 19.95 | G | 721827 | 12.95 | G | 721838 | 9.95 | G |
| SL70/K1 MOTO SPORT | 71-73 | 721946 | 19.95 | G | 721827 | 12.95 | G | 721838 | 9.95 | G |
| XL70 | 74-76 | 721946 | 19.95 | G | 721827 | 12.95 | G | 721838 | 9.95 | G |
| XL75 | 77-79 | 721946 | 19.95 | G | 721827 | 12.95 | G | 721838 | 9.95 | G |
| XR75 | 73-76 | 721946 | 19.95 | G | 721827 | 12.95 | G | 721838 | 9.95 | G |
| XR75 | 77-78 | ----- | ----- | ----- | 721827 | 12.95 | G | ----- | ----- | ----- |
| XL80S | 80-84 | 721946 | 19.95 | G | 721827 | 12.95 | G | 721838 | 9.95 | G |
| XR80 | 79-84 | ----- | ----- | ----- | 721827 | 12.95 | G | ----- | ----- | ----- |
| CT90 | 68-79 | 721954 | 24.95 | G | 721828 | 11.95 | G | ----- | ----- | ----- |
| XL350 | 74-78 | 721955 | 24.95 | G | 721828 | 11.95 | G | ----- | ----- | ----- |

K&L TUNE UP KITS, POINTS & CONDENSERS CONTINUED

| MAKE/MODEL | YEAR | TUNE UP KITS | | | POINTS | | CONDENSERS | |
|------------------------------------|-------|--------------|-------|---|--------|-------|------------|------|
| HONDA DUAL SPORT/OFFROAD | | | | | | | | |
| ST90 WITH ND IGNITION | 73-75 | 721954 | 24.95 | G | 721828 | 11.95 | G | ---- |
| SL100/ MOTO SPORT | 70-73 | 721947 | 26.95 | G | 721828 | 11.95 | G | ---- |
| XL100/K1 | 74-75 | 721947 | 26.95 | G | 721828 | 11.95 | G | ---- |
| XL100 | 76 | 721947 | 26.95 | G | 721828 | 11.95 | G | ---- |
| XR100 | 81-84 | ---- | | | 721827 | 12.95 | G | ---- |
| CT125 | 77 | ---- | | | 721828 | 11.95 | G | ---- |
| SL125/K1/K2 MOTO SPORT | 71-73 | 721947 | 26.95 | G | 721828 | 11.95 | G | ---- |
| TL125 TRIALS | 73-76 | ---- | | | 721828 | 11.95 | G | ---- |
| XL125 | 74-78 | ---- | | | 721828 | 11.95 | G | ---- |
| SL175 WITH ND IGNITION | 70-71 | ---- | | | 721828 | 11.95 | G | ---- |
| XL175 | 73-75 | ---- | | | 721828 | 11.95 | G | ---- |
| TL250 TRIALS | 75-76 | ---- | | | 721828 | 11.95 | G | ---- |
| XL250/K1/K2 MOTO SPORT | 72-76 | 721955 | 24.95 | G | 721828 | 11.95 | G | ---- |
| XL350 | 74-78 | 721955 | 24.95 | G | 721828 | 11.95 | G | ---- |
| MAKE/MODEL | | | | | | | | |
| YEAR | | | | | | | | |
| TUNE UP KITS | | | | | | | | |
| POINTS | | | | | | | | |
| CONDENSERS | | | | | | | | |
| KAWASAKI DUAL SPORT/OFFROAD | | | | | | | | |
| KD80/A2 | 75-76 | 721967 | 18.95 | G | ---- | | | ---- |
| KD80M1/M2/M3/M4 | 80-83 | 721967 | 18.95 | G | ---- | | | ---- |
| KD80M5/M6/M7/M8 | 84-88 | 721967 | 18.95 | G | ---- | | | ---- |
| MC1/MC1A/MC1B-90 | 73-75 | 721967 | 18.95 | G | ---- | | | ---- |
| MC1M/MC1M-90 (OFFROAD) | 74-75 | 721967 | 18.95 | G | ---- | | | ---- |
| G3TR-90 BUSHMASTER | 69-70 | 721967 | 18.95 | G | ---- | | | ---- |
| G3TRA-100 | 71 | 721967 | 18.95 | G | ---- | | | ---- |
| G4TR/G4TRA-100 TRAIL BOSS | 70-71 | 721967 | 18.95 | G | ---- | | | ---- |
| G4TRB-100 | 72 | 721967 | 18.95 | G | ---- | | | ---- |
| G4TRC-100 | 73 | 721967 | 18.95 | G | ---- | | | ---- |
| G4TRD/G4TRE-100 | 74-75 | 721967 | 18.95 | G | ---- | | | ---- |
| G5/A/B/C-100 | 72-75 | 721967 | 18.95 | G | ---- | | | ---- |
| KD100M1/M2/M3/M4 | 76-79 | 721967 | 18.95 | G | ---- | | | ---- |
| KE100A5-A10 | 76-81 | 721967 | 18.95 | G | ---- | | | ---- |
| KE100B1-B14 | 82-95 | 721967 | 18.95 | G | ---- | | | ---- |
| KM100A1-A7 | 76-81 | 721967 | 18.95 | G | ---- | | | ---- |
| KV100A7 | 76 | 721967 | 18.95 | G | ---- | | | ---- |
| KD125/A2/A3/A4/A5 | 75-79 | 721967 | 18.95 | G | ---- | | | ---- |
| KE125A3-A8 | 76-81 | 721967 | 18.95 | G | ---- | | | ---- |
| KE125A9/A10 (A10-CANADA ONLY) | 82-83 | 721967 | 18.95 | G | ---- | | | ---- |
| KS125/A | 74-75 | 721967 | 18.95 | G | ---- | | | ---- |
| YAMAHA DUAL SPORT/OFFROAD | | | | | | | | |
| JT1/JT1L-60 MINI ENDURO | 71 | 721960 | 17.95 | G | 721827 | 12.95 | G | ---- |
| JT2/JT2MX-60 | 72 | 721960 | 17.95 | G | 721827 | 12.95 | G | ---- |
| GT1-80 | 73 | 721960 | 17.95 | G | 721827 | 12.95 | G | ---- |
| GT80/A/B/C | 73-76 | 721960 | 17.95 | G | 721827 | 12.95 | G | ---- |
| GT80E/F | 78-79 | 721960 | 17.95 | G | 721827 | 12.95 | G | ---- |
| HT1-90 | 70 | 721960 | 17.95 | G | 721827 | 12.95 | G | ---- |
| HT1B-90 | 71 | ---- | | | 721827 | 12.95 | G | ---- |
| HT1B-MX90 | 71 | ---- | | | 721827 | 12.95 | G | ---- |
| LT2/LT3-100 ENDURO | 72-73 | ---- | | | 721827 | 12.95 | G | ---- |
| LT2M/LTMX-100 | 72-73 | ---- | | | 721827 | 12.95 | G | ---- |
| MX100A/B | 74-75 | 721960 | 17.95 | G | 721827 | 12.95 | G | ---- |
| AT1M/AT1MB/AT1C-MX125 | 69-71 | 721960 | 17.95 | G | 721827 | 12.95 | G | ---- |
| AT2/AT3-125 | 72-73 | ---- | | | 721827 | 12.95 | G | ---- |
| MX125A/B | 74-75 | 721960 | 17.95 | G | 721827 | 12.95 | G | ---- |
| CT1/CT1B/CT1C-175 ENDURO | 69-71 | 721960 | 17.95 | G | 721827 | 12.95 | G | ---- |
| CT2/CT3-175 ENDURO | 72-73 | ---- | | | 721827 | 12.95 | G | ---- |
| DT1-250 ENDURO | 68 | 721958 | 18.95 | G | 721846 | 12.95 | G | ---- |
| DT1B/DT1C-250 ENDURO | 69-70 | 721958 | 18.95 | G | 721846 | 12.95 | G | ---- |
| DT1S-250 ENDURO | 69 | 721958 | 18.95 | G | 721846 | 12.95 | G | ---- |
| DT1E-250 ENDURO | 71 | 721958 | 18.95 | G | 721846 | 12.95 | G | ---- |
| DT1C-MX250/DT1MX-250 | 70-71 | 721958 | 18.95 | G | 721846 | 12.95 | G | ---- |
| DT2/DT3-250 | 72-73 | 721958 | 18.95 | G | 721846 | 12.95 | G | ---- |
| DT250A/B/C/D/E | 74-78 | ---- | | | 721846 | 12.95 | G | ---- |
| RT1-360 ENDURO | 70-73 | 721958 | 18.95 | G | 721846 | 12.95 | G | ---- |
| RT1MX/RT1B-MX360 | 70-71 | 721958 | 18.95 | G | 721846 | 12.95 | G | ---- |
| TT500C/D/E/F/G/H | 76-81 | 721961 | 17.95 | G | ---- | | | ---- |
| XT500C/D/E/F | 76-79 | 721961 | 17.95 | G | ---- | | | ---- |

- accessories
- body
- handlebar & grips
- cables & levers
- exhaust
- engine
- fuel & intake
- electrical & ignition
- clutch
- drive
- bearings
- brakes
- steering & suspension
- tires
- tools & shop

- accessories
- body
- handlebar & grips
- cables & levers
- exhaust
- engine
- fuel & intake
- electrical & ignition
- clutch
- drive
- bearings
- brakes
- steering & suspension
- tires
- tools & shop



MAGIC POWER BOX

A New Concept of Power!

Compatible with any ATV, Motorcycle, Watercraft or Snowmobile with an electric start!

The Concept:

When you throttle up your machines, the battery output voltage is unstable; it changes between 11V and 15V, the spark energy is inconsistent and your machine lacks power.

With the Magic Power Box the output voltage will be almost 100% stable. Your machine can reach the maximum power.



Easy Installation!
Just attach leads to battery mounts



**773-400
99.00 B**

- Increase Horse Power • Increase Torque • Quicker Throttle Response
- Increase Spark Energy • Improve Fuel Efficiency • Easier Start & Runs Cleaner
- Less Spark Fouling • Brighter Headlights • Longer Battery Life • Reduce the Radio Noise



CDI BOXES

- High Performance •
- Faster Than Ever •

How It Works?

1. We have built in the best ADVANCED timing curves ready to plug in and go.
2. Increased additional 1,000+ RPMs over stock CDI.
3. Stronger spark energy for easier start



STATORS

Procom manufactures stators on a modern stator core with the highest grade copper wire for the various windings. All winding is done on computer controlled winding machines to achieve absolutely perfect winding quality which is especially critical for the ignition source coil on this stator.

We install very high grade lead wires, connectors and seals and have developed an insulation coating process that is the very best. The result is a stator that is superior to the OEM stator in reliability and performance.

All stators manufactured by Procom comes with a full one year warranty.



RECTIFIER

**Improved Rectifier | Regulator
Increases Horsepower up to 8%**

How does the re-designed Rectifier increase horse-power?

We built an extra sensor and switch in the unit. When the battery is near fully charged, the sensor instructs the Magneto Rotor to run without cutting the magnet field. The rotor then runs lighter and saves the power to the engine. The engine gains more horsepower to drive your machine faster!

| MODEL | | NOTES | STATOR | REGULATOR/
RECTIFIER | ROTOR | CDI/ECU |
|----------------|-------|---------------------------------|-----------------|-------------------------|-----------------|---------|
| GAS GAS | | | | | | |
| DE125 | 05 | 125 | ---- | 344225 19.95 G | ---- | ---- |
| DE200 | 05-06 | 200 | ---- | 344225 19.95 G | ---- | ---- |
| DE250 | 05-06 | 250 | ---- | 344225 19.95 G | ---- | ---- |
| DE300 | 05-06 | 300 | ---- | 344225 19.95 G | ---- | ---- |
| EC125 | 01-09 | 125 | ---- | 344225 19.95 G | ---- | ---- |
| EC200 | 97-07 | 200 | ---- | 344225 19.95 G | ---- | ---- |
| EC250 / EC250F | 10-11 | 250 | ---- | 344225 19.95 G | ---- | ---- |
| EC250 | 97-05 | 250 | ---- | 344225 19.95 G | ---- | ---- |
| EC300 | 97-07 | 300 | ---- | 344225 19.95 G | ---- | ---- |
| MC125 | 09 | 125 | ---- | 344225 19.95 G | ---- | ---- |
| MC250 | 09-11 | 250 | ---- | 344225 19.95 G | ---- | ---- |
| XC125 | 01-02 | 125 | ---- | 344225 19.95 G | ---- | ---- |
| XC200 | 01-02 | 200 | ---- | 344225 19.95 G | ---- | ---- |
| XC250 | 01-02 | 250 | ---- | 344225 19.95 G | ---- | ---- |
| XC300 | 01-02 | 300 | ---- | 344225 19.95 G | ---- | ---- |
| HONDA | | | | | | |
| CR125R | 86-91 | JH2JE010-GC/-HC/-JM/-KM/-LM/-MM | 344019 98.95 G | ---- | ---- | ---- |
| CR125R | 92-95 | JH2JE010-NM/-PM/-RM/-SM | 344028 119.00 G | 344225 19.95 G | ---- | ---- |
| CR125R | 00-01 | JH2JE010-YM/-1M | 344222 149.00 G | 344225 19.95 G | ---- | ---- |
| CR125R | 84-86 | JH2JE010-EC/-FG | ---- | 344225 19.95 G | ---- | ---- |
| CR250R | 86-88 | JH2ME030-GC/-HC/-JM/-KM | 344018 98.95 G | ---- | ---- | ---- |
| CR250R | 92-96 | JH2ME030-NN | ---- | 344225 19.95 G | ---- | ---- |
| CR250R | 89-91 | JH2ME030-LM/-MM | 344028 119.00 G | 344225 19.95 G | ---- | ---- |
| CR250R | 00-01 | JH2ME030-YM/-1M | 344222 149.00 G | 344225 19.95 G | ---- | ---- |
| CR250R | 02-07 | JH2ME030-2M/-3M/-4M/-5M/-6M/-7M | ---- | 344225 19.95 G | ---- | ---- |
| CR250R | 97 | JH2ME030-VM/-WM | ---- | ---- | 344453 129.00 G | ---- |



ELECTRICAL COMPONENTS CONTINUED

| MODEL | | NOTES | STATOR | | REGULATOR/
RECTIFIER | | ROTOR | | CDI/ECU | |
|--------------------------|-------|--|--------|--------|-------------------------|--------|--------|--------|---------|----------------|
| HONDA CONTINUED | | | | | | | | | | |
| CR250R | 98-99 | JH2ME030-VM/-WM | 344453 | 129.00 | G | ---- | 344453 | 129.00 | G | ---- |
| CR500R | 86 | JH2PE020-GC | 344018 | 98.95 | G | ---- | ---- | ---- | ---- | ---- |
| CR500R | 87-01 | JH2PE020-HC/-JM/-KM | 344189 | 69.00 | G | 344225 | 19.95 | G | ---- | ---- |
| CR80R / CR80R
MINI | 99-02 | JH2HE04C-XK/-YK/-1K/-2K | 344029 | 79.00 | G | ---- | ---- | ---- | ---- | ---- |
| CR80R | 83-98 | JH2HE040-DK thru -VK /
JH2HE043-WK | 344029 | 79.00 | G | ---- | ---- | ---- | ---- | ---- |
| CR80RB EXPERT | 96-02 | JH2HE043-TK/-YK/-1K/-2K | 344029 | 79.00 | G | ---- | ---- | ---- | ---- | ---- |
| CR85R / CR85RB
EXPERT | 03-04 | JH2HE07C-3K/-4K /
JH2HE073-3K/-4K | 344029 | 79.00 | G | ---- | ---- | ---- | ---- | ---- |
| CRF100F | 04-09 | JH2HE030*4K thru *9K | 344096 | 99.00 | G | 344225 | 19.95 | G | ---- | 773-501 45.00 |
| CRF150F | 03-09 | 9C2KE010*3R/*4R/*5R | ---- | ---- | ---- | ---- | ---- | ---- | ---- | 773-501 45.00 |
| CRF150R /
CRF150RB | 06-09 | JH2KE033*7K/*8K/*9K | ---- | ---- | ---- | 344225 | 19.95 | G | ---- | ---- |
| CRF230F / CRF230L | 03-09 | 9C2ME090*3R thru *8R | ---- | ---- | ---- | ---- | ---- | ---- | ---- | 773-501 45.00 |
| CRF250R | 06-09 | JH2ME103-6M thru 8M/-6K
thru 9K | 344456 | 139.00 | G | 344225 | 19.95 | G | ---- | ---- |
| CRF250R | 04 | JH2ME103-4M/-4K | 344456 | 139.00 | G | 344225 | 19.95 | G | ---- | 773-502 129.00 |
| CRF250R | 05 | JH2ME103-5M /-5K | 344456 | 139.00 | G | 344225 | 19.95 | G | ---- | 773-503 129.00 |
| CRF450R | 02-03 | JH2PE053-2M/-3M | 344044 | 139.00 | G | 344225 | 19.95 | G | ---- | 773-505 129.00 |
| CRF450R | 04 | JH2PE053-4K/-4M | 344044 | 139.00 | G | 344225 | 19.95 | G | ---- | 773-506 129.00 |
| CRF450R | 07-08 | JH2PE053-7/-8 | 344456 | 139.00 | G | 344225 | 19.95 | G | ---- | ---- |
| CRF450R | 05-06 | JH2PE053-5/-6 | 344456 | 139.00 | G | 344225 | 19.95 | G | ---- | 773-506 129.00 |
| CRF450X | 05-12 | JH2PE060-5K/-6K/-7K/-
8K/-9K | 344184 | 178.95 | G | ---- | ---- | ---- | ---- | ---- |
| CRF50 | 04-09 | | 344095 | 99.00 | G | 344225 | 19.95 | G | ---- | 773-501 45.00 |
| CRF70F | 04-11 | JH2DE020*4K thru *9K | 344095 | 99.00 | G | 344225 | 19.95 | G | ---- | 773-501 45.00 |
| CRF80F | 04-09 | JH2HE010-4K thru -9K | 344096 | 99.00 | G | 344225 | 19.95 | G | ---- | 773-501 45.00 |
| XL600R | 83-87 | JH2PD030-DM/EM/-FK/-
GK/-HK (+PD031) | 344109 | 159.00 | G | ---- | ---- | ---- | ---- | ---- |
| XR100R | 92-03 | JH2HE030-PK thru -YK/-1K
thru -3K | 344096 | 99.00 | G | 344225 | 19.95 | G | ---- | 773-501 45.00 |
| XR200R | 94-02 | JH2ME050-RK thru
-YK/-1K/-2K (+ME051) | 344447 | 119.95 | G | ---- | ---- | ---- | ---- | ---- |
| XR350R | 83-85 | JH2NE010-DM/EM/-FK | 344109 | 159.00 | G | 344225 | 19.95 | G | ---- | ---- |
| XR400R | 96-03 | JH2NE030-TM thru 4M/4K
(+NE031) | 344116 | 159.00 | G | 344225 | 19.95 | G | ---- | 773-504 129.00 |
| XR500R | 83-84 | JH2PE030-DM/EM | 344109 | 159.00 | G | 344225 | 19.95 | G | ---- | ---- |
| XR50R | 00-03 | JH2AE030*YK/*1K/*2K/*3K | 344095 | 99.00 | G | 344225 | 19.95 | G | ---- | 773-501 45.00 |
| XR600R | 85-00 | JH2PE040-FK thru -YK
(+PE041) | 344109 | 159.00 | G | 344225 | 19.95 | G | ---- | ---- |
| XR650L | 93-09 | JH2RD060-PM thru -9K | 344084 | 129.00 | G | 344366 | 99.00 | G | ---- | ---- |
| XR650R | 00-07 | JH2RE010-YK thru -7K | 344116 | 159.00 | G | 344225 | 19.95 | G | ---- | 773-507 129.00 |
| XR70R | 97-03 | JH2DE020*VK thru *YK /
*1K thru*3K | 344095 | 99.00 | G | 344225 | 19.95 | G | ---- | 773-501 45.00 |
| XR80R | 93-03 | | 344096 | 99.00 | G | 344225 | 19.95 | G | ---- | 773-501 45.00 |
| Z50R / Z50R MINI | 94-99 | JH2AB020*RK thru *WK | 344095 | 99.00 | G | 344225 | 19.95 | G | ---- | 773-501 45.00 |
| Z50R | 86-93 | JH2AB020*GS thru *PK | ---- | ---- | ---- | ---- | ---- | ---- | ---- | 773-501 45.00 |
| HUSABERG | | | | | | | | | | |
| FC450 | 04-05 | 4/DIV | 344194 | 139.00 | G | ---- | ---- | ---- | ---- | ---- |
| FC550 | 04-05 | 4/DIV | 344194 | 139.00 | G | ---- | ---- | ---- | ---- | ---- |
| FE450 | 04-08 | C6,E/6 | 344101 | 149.00 | G | ---- | ---- | ---- | ---- | ---- |
| FE550 | 04-08 | C6,E/6 | 344101 | 149.00 | G | ---- | ---- | ---- | ---- | ---- |
| FE650 | 04-08 | E/6 | 344101 | 149.00 | G | ---- | ---- | ---- | ---- | ---- |
| FS450 | 04-05 | C/6 | 344101 | 149.00 | G | ---- | ---- | ---- | ---- | ---- |
| FS650 | 04-08 | C/6 | 344101 | 149.00 | G | ---- | ---- | ---- | ---- | ---- |

- accessories
- body
- handlebar & grips
- cables & levers
- exhaust
- engine
- fuel & intake
- electrical & ignition
- clutch
- drive
- bearings
- brakes
- steering & suspension
- tires
- tools & shop

ELECTRICAL & IGNITION



ELECTRICAL COMPONENTS CONTINUED

| MODEL | | NOTES | STATOR | | REGULATOR/
RECTIFIER | | ROTOR | CDI/ECU |
|-------------------------------|-------|-----------------------|-------------------|----------|-------------------------|---------|-------|---------------------|
| KAWASAKI | | | | | | | | |
| KDX200 | 89-05 | KDX200-E1-E3 | 344191 | 149.00 G | 344225 | 19.95 G | | ---- |
| KDX220R | 97-05 | KDX220-A4-A12 | 344191 | 149.00 G | 344225 | 19.95 G | | ---- |
| KLX110 | 02-11 | KLX110CDF/CLF | ---- | | ---- | | | 773-513 129.00 |
| KLX250S / SF | 09-10 | KLX250T9F/TAF,W9F/WAF | ---- | | 344370 | 99.00 G | | ---- |
| KLX400R | 03-04 | KLX400-A1/B1 | 344104 | 139.00 G | 344231 | 99.00 G | | 773-516/
773-517 |
| KX100 | 95-97 | KX100B5-B7 | 344024 | 99.00 G | ---- | | ---- | ---- |
| KX100 | 01-05 | KX100-D1-D5 | 344025 | 99.00 G | ---- | | ---- | ---- |
| KX100 | 06-11 | KX100-D6F-D8F | 344026 | 99.00 G | ---- | | ---- | ---- |
| KX125 | 87-88 | KX125-E2 | 344020 | 79.00 G | ---- | | ---- | ---- |
| KX125 | 95-97 | KX125-K2 | 344023 | 99.00 G | ---- | | ---- | ---- |
| KX250 | 83-88 | KX250-C1 | 344020 | 79.00 G | ---- | | ---- | ---- |
| KX250F | 04 | KX250-N1 | 344211 | 179.00 G | 344225 | 19.95 G | ---- | 773-514/
773-513 |
| KX250F | 05-06 | KX250-N2/T6F | 344212 | 179.00 G | 344225 | 19.95 G | ---- | ---- |
| KX250F | 07-10 | KX250T7F/T8F/T9F/AFB | 344212 | 179.00 G | 344225 | 19.95 G | ---- | 773-519 198.95 |
| KX500 | 86-88 | KX500-B2 | 344020 | 79.00 G | ---- | | ---- | ---- |
| KX500 | 89-04 | KX500-E1/C/D | 344190 | 39.00 G | 344225 | 19.95 G | ---- | ---- |
| KX65 | 06-11 | KX65A6F-A9F,AAF,ABF | 344026 | 99.00 G | ---- | | ---- | ---- |
| KX80 / KX80 Big
Wheel | 90-97 | KX80-L3/N3/R1/T1 | 344024 | 99.00 G | ---- | | ---- | ---- |
| KX85 | 01-05 | KX85-A1-A5 | 344025 | 99.00 G | ---- | | ---- | ---- |
| KTM | | | | | | | | |
| 105SX | 04-11 | 105SX 2004 | 344031 | 119.00 G | ---- | | ---- | ---- |
| 105XC | 08-11 | 105SX 2008 | 344031 | 119.00 G | ---- | | ---- | ---- |
| 125 Supermoto | 00-01 | 2K-3 2000 | 344193 | 139.00 G | ---- | | ---- | ---- |
| 125EXC USA | 98-05 | 2K-2 1998 | 344193 | 139.00 G | 344225 | 19.95 G | ---- | ---- |
| 125EXC | 05-06 | 2K-3 2006 | 344193 | 139.00 G | ---- | | ---- | ---- |
| 125MXC/EXC EURO | 98-05 | 2K-3 1998 | 344193 | 139.00 G | ---- | | ---- | ---- |
| 125SX | 98-05 | 2K-2 1998 | 344193 | 139.00 G | 344225 | 19.95 G | ---- | ---- |
| 125SX | 06-12 | 2K-2 2006 | 344195 | 139.00 G | 344225 | 19.95 G | ---- | ---- |
| 125SXS | 00-05 | 2K-1 2000 | 344193 | 139.00 G | 344225 | 19.95 G | ---- | ---- |
| 125SXS | 06-07 | 2K-2 2006 | 344195 | 139.00 G | 344225 | 19.95 G | ---- | ---- |
| 144SX | 07-08 | 2K-1 2007 | 344195 | 139.00 G | 344225 | 19.95 G | ---- | ---- |
| 150SX | 09-11 | | 344195 | 139.00 G | 344225 | 19.95 G | ---- | ---- |
| 150XC | 10-11 | | 344193 | 139.00 G | ---- | | ---- | ---- |
| 200EXC - Europe
models | 05 | 2K-3 2005 | 344195 | 139.00 G | ---- | | ---- | ---- |
| 200EXC - USA
models | 05 | 2K-2 2005 | 344195 | 139.00 G | ---- | | ---- | ---- |
| 200MXC/EXC -
Europe models | 98-05 | 2K-3 1998 | 344193 | 139.00 G | ---- | | ---- | ---- |
| 200MXC/EXC - USA
models | 98-05 | 2K-2 1998 | 344193 | 139.00 G | 344225 | 19.95 G | ---- | ---- |
| 200SX | 03-04 | 2K-1 2003 | 344193 | 139.00 G | 344225 | 19.95 G | ---- | ---- |
| 200XC / XC-W - USA
models | 06-07 | 2K-2 2006 | 344193 | 139.00 G | 344225 | 19.95 G | ---- | ---- |
| 200XC / XC-W - USA
models | 08-09 | 2K-3 2008 | 344195 | 139.00 G | ---- | | ---- | ---- |
| 200XC / XC-W | 08-11 | | 344195 | 139.00 G | ---- | | ---- | ---- |
| 205SX | 11 | | 344193 | 139.00 G | ---- | | ---- | ---- |
| 250EXC-R /4-Stroke | 02-05 | 4-K3-B 05 | 344101/
344454 | | ---- | | ---- | ---- |
| 250MXC/EXC -
Europe models | 00-05 | 2K-3 2000 | 344193 | 139.00 G | ---- | | ---- | ---- |
| 250MXC/EXC - USA
models | 00-05 | 2K-2 2000 | 344193 | 139.00 G | ---- | | ---- | ---- |
| 250MXC/EXC | 98-99 | 2K-2 1997 | 344193 | 139.00 G | ---- | | ---- | ---- |
| 250MXC/EXC | 97 | 2K-2 1997 | 344193 | 139.00 G | 344225 | 19.95 G | ---- | ---- |
| 250SX | 97-12 | 2K-1 1997 | 344193 | 139.00 G | 344225 | 19.95 G | ---- | ---- |
| 250SX-F | 05-10 | 4K3-A 05 | 344194 | 139.00 G | 344225 | 19.95 G | ---- | ---- |
| 250SXS | 01-04 | 2K-1 01 | 344193 | 139.00 G | 344225 | 19.95 G | ---- | ---- |



ELECTRICAL COMPONENTS CONTINUED

| MODEL | | NOTES | STATOR | | REGULATOR/
RECTIFIER | | ROTOR | CD/ECU | |
|-------------------------------|-------|------------|-------------------|--------|-------------------------|--------|-------|--------|------|
| KTM CONTINUED | | | | | | | | | |
| 250SXS | 06-07 | 2K-2 2006 | 344195 | 139.00 | G | 344225 | 19.95 | G | ---- |
| 250SXS-F | 06-07 | 4K3-A 06 | 344194 | 139.00 | G | 344225 | 19.95 | G | ---- |
| 250XC / XC-W | 06-07 | 2K-2 2006 | 344193 | 139.00 | G | ---- | ---- | ---- | ---- |
| 250XC-F | 07-08 | 4K3-B 2007 | 344101 | 149.00 | G | ---- | ---- | ---- | ---- |
| 250XCF-W | 06-08 | 4K3-B 2007 | 344101 | 149.00 | G | ---- | ---- | ---- | ---- |
| 300MXC/EXC -
Europe models | 00-05 | 2K-3 2000 | 344193 | 139.00 | G | ---- | ---- | ---- | ---- |
| 300MXC/EXC - USA
models | 00-05 | 2K-2 2000 | 344193 | 139.00 | G | ---- | ---- | ---- | ---- |
| 300MXC/EXC | 99 | 2K-2 1998 | 344193 | 139.00 | G | ---- | ---- | ---- | ---- |
| 300MXC/EXC | 98 | 2K-2 1998 | 344193 | 139.00 | G | 344225 | 19.95 | G | ---- |
| 300MXC/EXC | 06-07 | 2K-3 2005 | 344195 | 139.00 | G | ---- | ---- | ---- | ---- |
| 300SX | 98-00 | 2K-1 1998 | 344193 | 139.00 | G | 344225 | 19.95 | G | ---- |
| 300XC-W / XC | 06-07 | 2K-3 2006 | 344195 | 139.00 | G | ---- | ---- | ---- | ---- |
| 360MXC/EXC | 97 | 2K-2 1997 | 344193 | 139.00 | G | 344225 | 19.95 | G | ---- |
| 360SX | 97 | 2K-1 1997 | 344193 | 139.00 | G | 344225 | 19.95 | G | ---- |
| 380MXC/EXC - USA
models | 00-02 | 2K-2 2000 | 344193 | 139.00 | G | 344225 | 19.95 | G | ---- |
| 380MXC/EXC EURO | 00-02 | 2K-3 2000 | 344193 | 139.00 | G | ---- | ---- | ---- | ---- |
| 380MXC/EXC | 98-99 | 2K-2 1998 | 344193 | 139.00 | G | 344225 | 19.95 | G | ---- |
| 380SX | 98-02 | 2K-1 1998 | 344193 | 139.00 | G | 344225 | 19.95 | G | ---- |
| 400 LC4 EXC | 98 | | 344102 | 119.00 | G | ---- | ---- | ---- | ---- |
| 400 LC4 | 00-01 | | 344102 | 119.00 | G | ---- | ---- | ---- | ---- |
| 400 RXC | 98 | | 344102 | 119.00 | G | ---- | ---- | ---- | ---- |
| 400EXC | 99-05 | 4-K3-B | 344101/
344454 | | | ---- | ---- | ---- | ---- |
| 400SX | 00-02 | 4K3A | 344194 | 139.00 | G | 344225 | 19.95 | G | ---- |
| 400XC-W | 07-09 | 4K3-B | 344101 | 149.00 | G | ---- | ---- | ---- | ---- |
| 450 RALLYE | 05 | | 344102 | 119.00 | G | ---- | ---- | ---- | ---- |
| 450EXC | 08-11 | FS/FE04 | 344101 | 149.00 | G | ---- | ---- | ---- | ---- |
| 450EXC | 03-05 | 4-K3-B | 344101/
344454 | | | ---- | ---- | ---- | ---- |
| 450MXC | 04-05 | 4-K3-B | 344101/
344454 | | | 344225 | 19.95 | G | ---- |
| 450SMR | 05-07 | 4K3A | 344194 | 139.00 | G | 344225 | 19.95 | G | ---- |
| 450SMS | 04 | 4K3A | 344194 | 139.00 | G | 344225 | 19.95 | G | ---- |
| 450SX | 03-06 | 4K3A | 344194 | 139.00 | G | 344225 | 19.95 | G | ---- |
| 450SXS | 04-06 | 4K3A | 344194 | 139.00 | G | 344225 | 19.95 | G | ---- |
| 450XC | 04-06 | 4K3A | 344194 | 139.00 | G | ---- | ---- | ---- | ---- |
| 450XCR-W | 08 | FS/FE04 | 344101 | 149.00 | G | ---- | ---- | ---- | ---- |
| 450XC-W / XC | 07 | 4K3-B | 344101 | 149.00 | G | ---- | ---- | ---- | ---- |
| 520EXC | 99-02 | 4-K3-B | 344101/
344454 | | | ---- | ---- | ---- | ---- |
| 520SX | 00-02 | 4K3A | 344194 | 139.00 | G | 344225 | 19.95 | G | ---- |
| 525EXC | 03-06 | 4-K3-B | 344101/
344454 | | | ---- | ---- | ---- | ---- |
| 525MXC | 04-05 | 4-K3-B | 344101/
344454 | | | ---- | ---- | ---- | ---- |
| 525SMR | 05 | 4K3A | 344194 | 139.00 | G | 344225 | 19.95 | G | ---- |
| 525SX | 03-06 | 4K3A | 344194 | 139.00 | G | 344225 | 19.95 | G | ---- |
| 525XC / XC-W | 06-07 | 4-K3-B | 344101 | 149.00 | G | ---- | ---- | ---- | ---- |
| 530EXC | 08-11 | FS/FE04 | 344101 | 149.00 | G | ---- | ---- | ---- | ---- |
| 530XCR-W | 08 | FS/FE04 | 344101 | 149.00 | G | ---- | ---- | ---- | ---- |
| 540SXS | 01-06 | 4K3A | 344194 | 139.00 | G | 344225 | 19.95 | G | ---- |
| 560SMR | 06-07 | 4K3-A | 344194 | 139.00 | G | 344225 | 19.95 | G | ---- |
| 620 RALLYE/RXCe | 98 | | 344102 | 119.00 | G | ---- | ---- | ---- | ---- |
| 625 SMC | 04-05 | | 344102 | 119.00 | G | ---- | ---- | ---- | ---- |
| 625 SXC | 03-05 | | 344102 | 119.00 | G | ---- | ---- | ---- | ---- |
| 640 ADVENTURE / R | 99-05 | | 344102 | 119.00 | G | ---- | ---- | ---- | ---- |
| 640 DUAL SPORT | 99-02 | | 344102 | 119.00 | G | ---- | ---- | ---- | ---- |
| 640 DUKE II | 00-05 | | 344102 | 119.00 | G | ---- | ---- | ---- | ---- |
| 640 ENDURO | 05 | | 344102 | 119.00 | G | ---- | ---- | ---- | ---- |
| 640 SIX DAYS | 02 | | 344102 | 119.00 | G | ---- | ---- | ---- | ---- |

- accessories
- body
- handlebar & grips
- cables & levers
- exhaust
- engine
- fuel & intake
- electrical & ignition
- clutch
- drive
- bearings
- brakes
- steering & suspension
- tires
- tools & shop

ELECTRICAL & IGNITION



ELECTRICAL COMPONENTS CONTINUED

| MODEL | NOTES | STATOR | REGULATOR/
RECTIFIER | ROTOR | CDI/ECU |
|----------------------|-------|----------------------------|-------------------------|----------------|---------------------|
| KTM CONTINUED | | | | | |
| 640 SUPERMOTO | 00-03 | | 344102 119.00 G | ---- | ---- |
| 65SX | 03-07 | 65/85 SX2003 | 344031 119.00 G | ---- | ---- |
| 660 RALLYE | 05 | | 344102 119.00 G | ---- | ---- |
| 85SX - 19/16, 17/14 | 03-11 | 65/85 SX2003 | 344031 119.00 G | ---- | ---- |
| SUZUKI | | | | | |
| DR350S | 90-99 | | 344351 139.00 G | ---- | ---- |
| DRZ110 | 03-04 | K3(03)- | ---- | ---- | 773-513 129.00 |
| DR-Z400 | 00-04 | Y(00)-K4(04) | 344104 139.00 G | 344231 99.00 G | 773-516/
773-517 |
| DR-Z400E | 04-07 | K4(04)-K7(07) | 344104 139.00 G | 344231 99.00 G | 773-516/
773-517 |
| DR-Z400S | 00-11 | Y(00)-K9(09),L0(10)-L1(11) | 344104 139.00 G | 344231 99.00 G | 773-516/
773-517 |
| RM125 | 92-95 | N(92),P,R,S(95) | 344040/
344206 | 344225 19.95 G | ---- |
| RM125 | 87-91 | H(87),J(88) | 344204 149.00 G | 344225 19.95 G | ---- |
| RM125 | 96-07 | T(96),V(97) | ---- | 344225 19.95 G | ---- |
| RM250 | 94-95 | R(94),S(95) | 344040/
344206 | 344225 19.95 G | ---- |
| RM250 | 87-93 | H(87),J(88) | 344204 149.00 G | 344225 19.95 G | ---- |
| RM250 | 96-08 | T(96),V,W,X,Y(00) | ---- | 344225 19.95 G | ---- |
| RM-Z250 | 04 | K4(04) | 344211 179.00 G | 344225 19.95 G | 773-514/
773-513 |
| RM-Z250 | 05-06 | K5(05)-K6(06) | 344212 179.00 G | 344225 19.95 G | ---- |
| RM-Z250 | 07-09 | K7(07)-K9(09) | ---- | 344225 19.95 G | ---- |
| RM-Z450 | 05-07 | K6(06)-K7(07) | ---- | 344225 19.95 G | 773-518 129.00 |
| YAMAHA | | | | | |
| TT-R125 /E/L/LE | 00-11 | TTR125E/L/V | ---- | ---- | 773-509 129.00 |
| WR250 | 90-97 | WR250A/ZB/ZD/ZG | 344027 79.00 G | ---- | ---- |
| WR250 | 03-11 | WR250FV/W,X,Y,Z,A | 344186 159.00 G | ---- | ---- |
| WR450 | 03-06 | WR450F | 344186 159.00 G | ---- | ---- |
| WR450F | 07-11 | WR450FW thru -A | 344186 159.00 G | ---- | ---- |
| YZ125 | 88-89 | YZ125U | 344017 79.00 G | ---- | ---- |
| YZ125 | 96-04 | YZ125HJ/K/L/M/N | 344036 119.00 G | ---- | ---- |
| YZ125 | 05-11 | YZ125W1,X,Y,Z,A | 344448 159.95 G | ---- | ---- |
| YZ250 | 90-95 | YZ250A/B/D/E/F/G | 344027 79.00 G | ---- | ---- |
| YZ250 | 96-07 | YZ250H1/J1/K1 | ---- | 344225 19.95 G | ---- |
| YZ250 | 02-05 | YZ250P/R/S1/T | ---- | 344225 19.95 G | 773-510 129.00 |
| YZ250F | 01-09 | YZ250FN/FP/FR/FS | 344034 119.00 G | 344225 19.95 G | ---- |
| YZ250F | 10-11 | YZ250F | ---- | ---- | 773-511 198.95 |
| YZ400F | 98-99 | YZ400FK/FL | 344034 119.00 G | 344225 19.95 G | ---- |
| YZ426F | 00-02 | YZ426FM/FN/FP | 344034 119.00 G | 344225 19.95 G | ---- |
| YZ450F | 03-05 | YZ450FR/FS/FT | 344034 119.00 G | 344225 19.95 G | 773-512 129.00 |
| YZ450F | 08-09 | YZ450F | 344035 159.00 G | 344225 19.95 G | ---- |
| YZ450F | 06-07 | YZ450FV/FW | 344035 159.00 G | 344225 19.95 G | 773-512 129.00 |
| YZ85 | 02-11 | YZ85 | 344455 139.00 G | ---- | ---- |



249283



249162



249252

| MODEL | YEAR | CDI MODULE | CDI MODULE MULTI-CURVE | IGNITION COIL | STARTER MOTOR | STARTER RELAY | STARTER REPAIR KIT W/ BRUSH HOLDER | STARTER SOLENOID | VOLTAGE REGULATOR |
|---------------|---------|------------|------------------------|---------------|---------------|---------------|------------------------------------|------------------|-------------------|
| HONDA | | | | | | | | | |
| CRM50R (EURO) | 92 - 96 | - | - | 249374 | - | - | - | - | - |
| MT50 (Euro) | 80 - 93 | - | - | 249374 | - | - | - | - | - |
| MTX50 (Euro) | 82 - 85 | - | - | 249374 | - | - | - | - | - |
| QR50 | 83 - 00 | - | - | 249375 | - | - | - | - | - |
| CT70 Trail | 91 - 94 | 249282 | - | - | - | - | - | - | - |
| CRM75R (EURO) | 89 - 94 | - | - | 249374 | - | - | - | - | - |
| CR80 | 80 - 81 | - | - | 249375 | - | - | - | - | - |
| CR80R | 86 | - | - | 249374 | - | - | - | - | - |
| CRF80F | 04 - 12 | 249334 | 249334 | - | - | - | - | - | - |
| CRF80F | 13 | 249334 | 249334 | - | - | - | - | 249348 | - |
| MTX80 | 83 - 84 | - | - | 249376 | - | - | - | - | - |
| XR80R | 93 - 03 | 249334 | 249334 | - | - | - | - | - | - |
| CRF100F | 04 - 13 | 249334 | 249334 | - | - | - | - | - | - |
| XR100R | 92 - 03 | 249334 | 249334 | - | - | - | - | - | - |
| CR125R | 99 | - | - | 249374 | - | - | - | - | - |
| CR125R | 01 | - | - | 249377 | - | - | - | - | - |
| MTX125 (Euro) | 83 - 94 | - | - | 249374 | - | - | - | - | - |
| NXR125 (EU) | 03 - 05 | - | - | - | 249357 | - | - | - | - |
| XL125 | 79 - 84 | - | - | 249374 | - | - | - | - | - |
| XL125 | 85 | 249283 | - | - | - | - | - | - | - |
| XR125L (Euro) | 03 - 06 | - | - | 249375 | - | - | - | - | - |
| XL185S | 79 - 83 | - | - | 249374 | - | - | - | - | - |
| XR185 | 79 | - | - | 249374 | - | - | - | - | - |
| MTX200 | 83 - 85 | - | - | 249374 | - | - | - | - | - |
| TLR200 Reflex | 86 - 87 | - | - | 249378 | - | - | - | - | - |
| XL200R | 83 | - | - | 249374 | - | - | - | - | - |
| XR200 | 80 - 83 | - | - | 249374 | - | - | - | - | - |
| XR200 | 84 | - | - | 249378 | - | - | - | - | - |
| XR200R | 81 - 83 | 249335 | - | 249374 | - | - | - | - | - |
| XR200R | 84 - 02 | 249335 | - | - | - | - | - | - | - |
| CRF230F | 03 - 04 | - | - | - | 249357 | - | - | - | 249162 |
| CRF230F | 05 - 07 | - | - | - | 249357 | - | - | - | - |
| CR250R | 81 - 99 | - | - | 249374 | - | - | - | - | - |
| CR250R | 01 - 07 | - | - | 249377 | - | - | - | - | - |
| CRF250L | 13 - 15 | - | - | - | - | - | - | 249349 | - |
| CRF250R | 10 - 13 | - | - | 249379 | - | - | - | - | - |
| CRF250X | 04 - 15 | - | - | - | 249358 | - | - | - | - |
| NX250 | 88 - 90 | 249336 | - | - | - | - | - | - | - |
| XL250R | 82 - 83 | 249337 | - | 249374 | - | - | - | - | - |
| XR250L | 91 - 96 | - | - | 249380 | - | - | - | - | - |
| XR250R | 81 - 84 | - | - | 249374 | - | - | - | - | - |
| XR250R | 96 - 04 | 249338 | 249385 | 249380 | - | - | - | - | - |
| XR350R | 83 - 84 | - | - | 249374 | - | - | - | - | - |
| NX400 FALCON | All | - | - | - | - | - | - | - | 249343 |
| CR450R | 81 - 83 | - | - | 249374 | - | - | - | - | - |
| CRF450R | 09 - 11 | - | - | 249379 | - | - | - | - | - |
| CRF450X | 05 - 15 | - | - | - | 249359 | - | - | - | - |

- accessories
- body
- handlebar & grips
- cables & levers
- exhaust
- engine
- fuel & intake
- electrical & ignition
- clutch
- drive
- bearings
- brakes
- steering & suspension
- tires
- tools & shop

ELECTRICAL & IGNITION



ELECTRICAL PRODUCTS CONTINUED

- accessories
- body
- handlebar & grips
- cables & levers
- exhaust
- engine
- fuel & intake
- electrical & ignition
- clutch
- drive
- bearings
- brakes
- steering & suspension
- tires
- tools & shop

| MODEL | YEAR | CDI MODULE | CDI MODULE MULTI-CURVE | IGNITION COIL | STARTER MOTOR | STARTER RELAY | STARTER REPAIR KIT W/ BRUSH HOLDER | STARTER SOLENOID | VOLTAGE REGULATOR |
|------------------------|---------|------------|------------------------|---------------|---------------|---------------|------------------------------------|------------------|-------------------|
| HONDA CONTINUED | | | | | | | | | |
| XL500R | 82 | - | - | 249374 | - | - | - | - | - |
| XR500R | 81 - 82 | - | - | 249374 | - | - | - | - | - |
| XR600R | 88 - 90 | 249339 | 249386 | 249380 | - | - | - | - | - |
| XR600R | 91 - 00 | 249339 | 249386 | - | - | - | - | - | - |
| FMX650 (Euro) | 05 - 06 | - | - | 249379 | - | - | - | - | - |
| FX650 (Euro) | 99 - 00 | - | - | 249379 | - | - | - | - | - |
| XR650L | 93 - 12 | 249340 | - | - | 249360 | - | 249102 | - | 249173 |
| XR650L | 13 - 15 | 249340 | - | - | 249360 | - | - | - | 249173 |
| XR650R | 00 - 07 | - | - | 249377 | - | - | - | - | - |
| Husaberg | | | | | | | | | |
| TE250 | 11 - 12 | - | - | - | - | - | - | - | - |
| TE250 | 13 - 14 | - | - | - | 249230 | - | - | - | - |
| TE300 | 11 - 12 | - | - | - | - | - | - | - | - |
| TE300 | 13 - 14 | - | - | - | 249230 | - | - | - | - |
| FE350 | 14 | - | - | - | 249362 | - | - | - | - |
| WR125 | 11 - 13 | - | - | - | - | - | - | - | 249344 |
| FE 250 | 14 - 15 | - | - | - | 249362 | - | - | - | - |
| TE 250 | 14 - 15 | - | - | - | 249230 | - | - | - | - |
| TE250 | 08 - 12 | - | - | - | - | - | - | - | 249344 |
| TXC250 | 08 - 12 | - | - | - | - | - | - | - | 249344 |
| TE 300 | 14 - 15 | - | - | - | 249230 | - | - | - | - |
| TE310 | 11 - 12 | - | - | - | - | - | - | - | 249344 |
| TXC310 | 12 | - | - | - | - | - | - | - | 249344 |
| FC 350 | 14 - 15 | - | - | - | 249362 | - | - | - | - |
| FE 350 | 14 - 15 | - | - | - | 249362 | - | - | - | - |
| FE 350S | 15 | - | - | - | 249362 | - | - | - | - |
| FC 450 | 14 - 15 | - | - | - | 249363 | - | - | - | - |
| FE 450 | 14 | - | - | - | 249363 | - | - | - | - |
| FE 501 | 14 - 15 | - | - | - | 249363 | - | - | - | - |
| FE 501S | 15 | - | - | - | 249363 | - | - | - | - |
| KAWASAKI | | | | | | | | | |
| AE50 | 81 - 82 | - | - | 249374 | - | - | - | - | - |
| AE80 | 81 - 84 | - | - | 249374 | - | - | - | - | - |
| KX60 | 83 - 90 | - | - | 249377 | - | - | - | - | - |
| KX85 | 01 - 05 | - | - | 249377 | - | - | - | - | - |
| KX100 | 01 - 05 | - | - | 249377 | - | - | - | - | - |
| KLX110 | 02 - 09 | 249341 | - | - | - | - | - | - | - |
| KX125 | 83 - 94 | - | - | 249377 | - | - | - | - | - |
| KE175 | 80 - 83 | - | - | 249375 | - | - | - | - | - |
| KDX200 | 83 - 94 | - | - | 249377 | - | - | - | - | - |
| KDX200 | 95 - 06 | - | - | 249374 | - | - | - | - | - |
| KDX220 | 97 - 05 | - | - | 249374 | - | - | - | - | - |
| KDX250 | 81 - 84 | - | - | 249377 | - | - | - | - | - |
| KDX250 | 91 - 94 | - | - | 249374 | - | - | - | - | - |
| KL250 Super Sherpa | 00 - 10 | - | - | 249374 | - | - | - | - | - |
| KLR250 | 85 - 05 | 249222 | - | 249375 | - | - | - | - | - |
| KLX250S | 06 | - | - | 249374 | - | - | - | - | - |
| KX250 | 82 - 94 | - | - | 249377 | - | - | - | - | - |
| KLX400R | 03 - 04 | - | - | 249377 | 240281 | - | - | - | - |
| KLX400SR | 03 - 04 | - | - | 249377 | 240281 | - | - | - | - |
| KLX450R | 08 - 09 | - | - | - | 249364 | - | - | - | - |
| KX500 | 85 - 87 | - | - | 249377 | - | - | - | - | - |
| KL600 | 84 | - | - | 249375 | - | - | - | - | - |
| KL600 | 85 - 86 | 249222 | - | 249375 | - | - | - | - | 2494 |
| KLR600/KL600 | 87 - 94 | - | - | 249375 | - | - | - | - | - |
| KL650 A (KLR) | 87 - 89 | - | - | - | 249365 | - | 248017 | - | 249194 |



ELECTRICAL PRODUCTS CONTINUED

| MODEL | YEAR | CDI
MODULE | CDI
MODULE
MULTI-CURVE | IGNITION
COIL | STARTER
MOTOR | STARTER
RELAY | STARTER
REPAIR KIT
W/ BRUSH
HOLDER | STARTER
SOLENOID | VOLTAGE
REGULATOR |
|---------------------------|---------|---------------|------------------------------|------------------|------------------|------------------|---|---------------------|----------------------|
| KAWASAKI CONTINUED | | | | | | | | | |
| KL650 A (KLR) | 90 - 07 | 249223 | - | - | 249365 | - | 248017 | - | 249194 |
| KL650 B (KLR) | 90 - 91 | 249223 | - | - | 249365 | - | 248017 | - | 249194 |
| KL650 E (KLR) | 08 | - | - | 249376 | 249365 | - | - | - | - |
| KL650 E (KLR) | 09 - 13 | - | - | 249376 | 249365 | - | 248017 | - | - |
| KL650 E (KLR) | 14 - 15 | - | - | 249376 | 249365 | - | - | - | - |
| KLX650 C | 93 - 96 | - | - | - | 249365 | - | - | - | 249345 |
| KLX650D1 | 96 | - | - | - | 249365 | - | - | - | - |
| KLX650R | 93 - 96 | - | - | - | 249365 | - | 248017 | - | - |
| KTM | | | | | | | | | |
| EXC 125 | 95 | - | - | - | - | 249354 | - | - | - |
| XC-W 200 | 13 - 16 | - | - | - | 249230 | - | - | - | - |
| EXC-G 250 Racing | 02 - 05 | - | - | - | 240417 | - | 249351 | - | - |
| FREERIDE 250 R | 15 - 16 | - | - | - | 249230 | - | - | - | - |
| SX-F 250 | 12 | - | - | - | 249366 | - | - | - | - |
| SX-F 250 | 13 - 15 | - | - | - | 249362 | - | - | - | - |
| XC 250 | 09 - 16 | - | - | - | 249230 | - | - | - | - |
| XC-F 250 | 07 - 12 | - | - | - | 249366 | - | - | - | - |
| XC-F 250 | 13 - 15 | - | - | - | 249362 | - | - | - | - |
| XC-FW 250 | 07 - 13 | - | - | - | 249366 | - | - | - | - |
| XC-FW 250 | 14 - 16 | - | - | - | 249362 | - | - | - | - |
| XC-W 250 | 08 - 16 | - | - | - | 249230 | - | - | - | - |
| XC 300 | 09 - 16 | - | - | - | 249230 | - | - | - | - |
| XC-W 300 | 08 - 16 | - | - | - | 249230 | - | - | - | - |
| XC-W 300 SIX DAYS | 15 | - | - | - | 249230 | - | - | - | - |
| EXC-F 350 | 13 - 16 | - | - | - | 249362 | - | - | - | - |
| SX-F 350 | 11 - 15 | - | - | - | 249362 | - | - | - | - |
| XC-F 350 | 11 - 15 | - | - | - | 249362 | - | - | - | - |
| XC-FW 350 | 12 - 16 | - | - | - | 249362 | - | - | - | - |
| XC-FW 350 SIX DAYS | 15 | - | - | - | 249362 | - | - | - | - |
| EXC 400 | 00 - 02 | - | - | - | 240417 | - | 249351 | - | - |
| EXC-G 400 | 04 - 06 | - | - | - | 240417 | - | 249351 | - | - |
| LC4 400 | 98 - 99 | - | - | - | 249252 | - | - | - | - |
| LC4-E 400 | 00 - 01 | - | - | - | 249252 | - | - | - | - |
| MXC 400 | 01 - 02 | - | - | - | 240417 | - | 249351 | - | - |
| SX 400 | 00 - 02 | - | - | - | 240417 | - | 249351 | - | - |
| TXC 400 | 98 | - | - | - | 249252 | - | - | - | - |
| XC-W 400 | 07 - 10 | - | - | - | 240417 | - | 249351 | - | - |
| EXC 450 | 03 - 11 | - | - | - | 240417 | - | 249351 | - | - |
| EXC 450 | 13 - 14 | - | - | - | 249363 | - | - | - | - |
| EXC-G 450 | 04 - 07 | - | - | - | 240417 | - | 249351 | - | - |
| EXC-R 450 | 08 | - | - | - | 240417 | - | 249351 | - | - |
| MXC-G 450 | 03 - 05 | - | - | - | 240417 | - | 249351 | - | - |
| SMR 450 | 05 - 06 | - | - | - | 240417 | - | 249351 | - | - |
| SMR 450 | 13 - 14 | - | - | - | 249363 | - | - | - | - |
| SX 450 | 03 - 06 | - | - | - | 240417 | - | 249351 | - | - |
| SX-F 450 | 07 - 12 | - | - | - | 249253 | - | - | - | - |
| SX-F 450 | 13 - 15 | - | - | - | 249363 | - | - | - | - |
| XC 450 | 04 - 07 | - | - | - | 240417 | - | 249351 | - | - |
| XC-F 450 | 08 - 09 | - | - | - | 240417 | - | 249351 | - | - |
| XC-F 450 | 13 - 15 | - | - | - | 249363 | - | - | - | - |
| XCR-W 450 | 08 | - | - | - | 240417 | - | 249351 | - | - |
| XC-W 450 | 07 - 11 | - | - | - | 240417 | - | 249351 | - | - |
| XC-W 450 | 12 - 16 | - | - | - | 249363 | - | - | - | - |
| EXC 500 | 12 - 16 | - | - | - | 249363 | - | - | - | - |
| EXC 500 SIX DAYS | 16 | - | - | - | 249363 | - | - | - | - |
| XC-W 500 | 12 - 16 | - | - | - | 249363 | - | - | - | - |

accessories

body

handlebar
& gripscables &
levers

exhaust

engine

fuel &
intakeelectrical
& ignition

clutch

drive

bearings

brakes

steering &
suspension

tires

tools &
shop

ELECTRICAL & IGNITION



ELECTRICAL PRODUCTS CONTINUED

| MODEL | YEAR | CDI MODULE | CDI MODULE MULTI-CURVE | IGNITION COIL | STARTER MOTOR | STARTER RELAY | STARTER REPAIR KIT W/ BRUSH HOLDER | STARTER SOLENOID | VOLTAGE REGULATOR |
|-------------------------|---------|------------|------------------------|---------------|---------------|---------------|------------------------------------|------------------|-------------------|
| KTM CONTINUED | | | | | | | | | |
| SX-F 505 | 08 | - | - | - | 249253 | - | - | - | - |
| XC-F 505 | 08 - 09 | - | - | - | 249253 | - | - | - | - |
| EXC 520 | 00 - 02 | - | - | - | 240417 | - | 249351 | - | - |
| MXC 520 | 01 - 02 | - | - | - | 240417 | - | 249351 | - | - |
| SX 520 | 00 - 02 | - | - | - | 240417 | - | 249351 | - | - |
| EXC 525 | 03 - 07 | - | - | - | 240417 | - | 249351 | - | - |
| MXC-G 525 | 03 - 05 | - | - | - | 240417 | - | 249351 | - | - |
| SMR 525 | 05 | - | - | - | 240417 | - | 249351 | - | - |
| SX 525 | 03 - 06 | - | - | - | 240417 | - | 249351 | - | - |
| XC 525 | 06 - 07 | - | - | - | 240417 | - | 249351 | - | - |
| XC-W 525 | 07 | - | - | - | 240417 | - | 249351 | - | - |
| EXC 530 | 10 - 11 | - | - | - | 240417 | - | 249351 | - | - |
| EXC-R 530 | 08 - 09 | - | - | - | 240417 | - | 249351 | - | - |
| XCR-W 530 | 08 | - | - | - | 240417 | - | 249351 | - | - |
| XC-W 530 | 09 - 11 | - | - | - | 240417 | - | 249351 | - | - |
| SXS 540 | 01 - 06 | - | - | - | 240417 | - | 249351 | - | - |
| 620 TXC | 98 | - | - | - | 249252 | - | - | - | - |
| SMC 625 | 04 - 06 | - | - | - | 249252 | - | - | - | - |
| SXC 625 | 03 - 05 | - | - | - | 249252 | - | - | - | - |
| 640 LC4 | 98 - 02 | - | - | - | 249252 | - | - | - | - |
| 640 LC4 Enduro | 03 - 04 | - | - | - | 249252 | - | - | - | - |
| 640 LC4 Supermoto | 02 - 03 | - | - | - | 249252 | - | - | - | - |
| 640 LC4 Supermoto | 04 | - | - | - | 249332 | - | - | - | - |
| 640 LC4 Supermoto | 05 | - | - | - | 249252 | - | - | - | - |
| Adventure 640 | 98 - 07 | - | - | - | 249252 | - | - | - | - |
| LC4 640 | 05 | - | - | - | 249252 | - | - | - | - |
| SC Super Moto 640 | 00 - 01 | - | - | - | 249252 | - | - | - | - |
| Super Moto 640 | 99 | - | - | - | 249252 | - | - | - | - |
| 660 LC4 | 99 - 00 | - | - | - | 249252 | - | - | - | - |
| 660 RALLY FACTORY REPL. | 06 - 07 | - | - | - | 249252 | - | - | - | - |
| 660 RALLYE | 01 - 05 | - | - | - | 249252 | - | - | - | - |
| SHERCO | | | | | | | | | |
| ENDURO 2.5i | 09 | - | - | - | - | 249355 | - | - | - |
| SUZUKI | | | | | | | | | |
| TS50 | 84 - 94 | - | - | 249374 | - | - | - | - | - |
| DS80 | 78 - 00 | - | - | 249374 | - | - | - | - | - |
| JR80 | 01 - 04 | - | - | 249374 | - | - | - | - | - |
| RM80 | 77 - 81 | - | - | 249375 | - | - | - | - | - |
| RM80 | 82 - 01 | - | - | 249377 | - | - | - | - | - |
| RM100 | 76 - 81 | - | - | 249375 | - | - | - | - | - |
| RM100 | 03 | - | - | 249377 | - | - | - | - | - |
| TS100 | 83 - 86 | - | - | 249375 | - | - | - | - | - |
| DR125SE | 94 - 96 | - | - | 249381 | 248025 | - | - | 249350 | - |
| RM125 | 75 - 78 | - | - | 249375 | - | - | - | - | - |
| TS125 | 89 - 93 | - | - | 249374 | - | - | - | - | - |
| PE175 | 78 - 79 | - | - | 249375 | - | - | - | - | - |
| PE175 | 80 - 81 | - | - | 249375 | - | - | - | - | - |
| PE175 | 82 | - | - | 249377 | - | - | - | - | - |
| PE175 | 83 | - | - | - | - | - | - | - | - |
| PE175 | 84 | - | - | 249377 | - | - | - | - | - |
| RS175 | 80 - 82 | - | - | 249375 | - | - | - | - | - |
| TS185 | 73 - 81 | - | - | 249375 | - | - | - | - | - |
| DR200 SE | 96 - 02 | - | - | 249381 | 249367 | - | - | 249350 | - |
| DR200 SE | 03 - 05 | - | - | 249377 | 249367 | - | - | 249350 | - |
| DR200 SE | 06 - 09 | - | - | 249381 | 249367 | - | - | 249350 | - |



ELECTRICAL PRODUCTS CONTINUED

| MODEL | YEAR | CDI MODULE | CDI MODULE MULTI-CURVE | IGNITION COIL | STARTER MOTOR | STARTER RELAY | STARTER REPAIR KIT W/ BRUSH HOLDER | STARTER SOLENOID | VOLTAGE REGULATOR |
|-------------------------|---------|------------|------------------------|---------------|---------------|---------------|------------------------------------|------------------|-------------------|
| SUZUKI CONTINUED | | | | | | | | | |
| DR200 SE | 13 - 15 | - | - | - | - | - | - | 249350 | - |
| DR250S | 90 - 95 | - | - | - | - | - | - | 246054 | - |
| PE250 | 77 - 81 | - | - | 249375 | - | - | - | - | - |
| RM250 | 89 - 00 | - | - | 249374 | - | - | - | - | - |
| RMX250 | 98 - 99 | - | - | 249374 | - | - | - | - | - |
| RS250 | 80 - 81 | - | - | 249375 | - | - | - | - | - |
| TS250 Savage | 71 - 78 | - | - | 249375 | - | - | - | - | - |
| TS250X | 84 - 89 | - | - | 249375 | - | - | - | - | - |
| DR350SE | 90 - 95 | - | - | - | - | - | - | 246054 | - |
| DR350SE | 96 - 99 | - | - | - | 249368 | - | - | 246054 | - |
| DRZ400E | 00 - 0 | - | - | - | 240281 | - | - | - | - |
| DRZ400S | 00 - 14 | - | - | - | 240281 | - | - | - | - |
| DRZ400SM | 05 - 14 | - | - | - | 240281 | - | - | - | - |
| PE400 | 80 - 81 | - | - | 249375 | - | - | - | - | - |
| RM400 | 78 - 80 | - | - | 249375 | - | - | - | - | - |
| RM465 | 81 - 82 | - | - | 249375 | - | - | - | - | - |
| DR500 | 83 | - | - | 249375 | - | - | - | - | - |
| RM500 | 83 - 85 | - | - | 249375 | - | - | - | - | - |
| DR650RS (Euro) | 92 - 93 | - | - | - | - | - | 249352 | - | - |
| DR650SE | 91 | - | - | 249377 | - | - | - | - | - |
| DR650SE | 92 - 93 | - | - | 249377 | - | - | - | 246054 | - |
| DR650SE | 94 - 95 | - | - | 249377 | 2404 | - | 249352 | 246054 | - |
| DR650SE | 96 | - | - | 249377 | 2404 | - | 249152 | - | - |
| DR650SE | 97 | - | - | - | 2404 | - | 249152 | - | - |
| DR650SE | 98 - 99 | - | - | - | 240299 | - | 249152 | - | - |
| DR650SE | 00 - 11 | - | - | - | 2404 | - | 249152 | - | - |
| DR650SE | 12 - 14 | - | - | - | 2404 | - | - | - | - |
| YAMAHA | | | | | | | | | |
| DT50 | 88 - 90 | - | - | 249382 | - | - | - | - | - |
| PW50 | 81 - 97 | - | - | 249382 | - | - | - | - | - |
| PW50 | 98 - 16 | - | - | 249377 | - | - | - | - | - |
| BW80 | 86 - 90 | - | - | 249377 | - | - | - | - | - |
| PW80 | 83 - 94 | - | - | 249377 | - | - | - | - | - |
| PW80 | 95 - 03 | - | - | 249383 | - | - | - | - | - |
| PW80 | 04 - 06 | - | - | 249377 | - | - | - | - | - |
| YZ80 | 83 | - | - | 249374 | - | - | - | - | - |
| YZ80 | 84 - 92 | - | - | 249383 | - | - | - | - | - |
| YZ80 | 93 - 94 | - | - | 249377 | - | - | - | - | - |
| YZ80 | 95 - 96 | - | - | 249383 | - | - | - | - | - |
| YZ80 | 97 - 01 | - | - | 249377 | - | - | - | - | - |
| TTR90 | 01 - 02 | - | - | - | - | - | - | - | 249346 |
| TTR90 | 03 - 07 | - | - | 249377 | - | 249356 | - | - | 249346 |
| TTR90 1ST OVERBORE | 03 - 07 | - | - | 249377 | - | - | - | - | - |
| TTR90 2ND OVERBORE | 03 - 07 | - | - | 249377 | - | - | - | - | - |
| TTR110 | 08 - 09 | - | - | 249377 | - | - | - | - | - |
| DT125 | 80 - 81 | 249342 | - | - | - | - | - | - | - |
| DT125 LC (Euro) | 82 - 88 | - | - | 249374 | - | - | - | - | - |
| TTR125 Drum Brake | 00 - 02 | - | - | 249377 | - | - | - | - | - |
| TTR125 Drum Brake | 03 - 07 | - | - | 249377 | 249369 | 249356 | - | - | 249346 |
| TTR125 Drum Brake | 08 - 09 | - | - | 249377 | - | 249356 | - | - | 249346 |
| TTR125L Disc Brake | 00 - 02 | - | - | 249377 | - | - | - | - | - |
| TTR125L Disc Brake | 03 - 07 | - | - | 249377 | 249369 | 249356 | - | - | 249346 |
| TTR125L Disc Brake | 08 - 15 | - | - | 249377 | - | 249356 | - | - | 249346 |
| XT125 | 82 - 83 | - | - | 249377 | - | - | - | - | - |
| XT125R | 05 - 07 | - | - | 249374 | - | - | - | - | - |
| YZ125 | 83 - 89 | - | - | 249374 | - | - | - | - | - |

accessories

body

handlebar
& gripscables &
levers

exhaust

engine

fuel &
intakeelectrical
& ignition

clutch

drive

bearings

brakes

steering &
suspension

tires

tools &
shop

ELECTRICAL & IGNITION



ELECTRICAL PRODUCTS CONTINUED

| MODEL | YEAR | CDI MODULE | CDI MODULE MULTI-CURVE | IGNITION COIL | STARTER MOTOR | STARTER RELAY | STARTER REPAIR KIT W/ BRUSH HOLDER | STARTER SOLENOID | VOLTAGE REGULATOR |
|-------------------------|---------|------------|------------------------|---------------|---------------|---------------|------------------------------------|------------------|-------------------|
| YAMAHA CONTINUED | | | | | | | | | |
| YZ125 | 90 - 93 | - | - | 249383 | - | - | - | - | - |
| YZ125 | 94 - 03 | - | - | 249377 | - | - | - | - | - |
| DT175 | 80 - 81 | 249342 | - | - | - | - | - | - | - |
| RT180 | 97 - 98 | - | - | - | - | - | - | - | 249346 |
| BW200 | 85 - 86 | - | - | 249382 | - | 246053 | - | - | 249159 |
| BW200 | 87 - 88 | - | - | 249382 | - | 246053 | - | - | - |
| IT200 | 84 - 86 | - | - | 249377 | - | - | - | - | - |
| TW200 Trailway | 87 | - | - | 249382 | - | 246053 | - | - | 249161 |
| TW200 Trailway | 88 - 89 | - | - | 249382 | - | 246053 | - | - | 249165 |
| TW200 Trailway | 90 | - | - | 249382 | - | 246053 | 249353 | - | 249165 |
| TW200 Trailway | 91 - 00 | - | - | 249382 | - | 246053 | - | - | 249165 |
| TW200 Trailway | 01 - 02 | - | - | 249382 | - | 249355 | - | - | 249347 |
| TW200 Trailway | 03 - 16 | - | - | 249382 | 249371 | 249355 | - | - | 249347 |
| WR200 | 92 | - | - | 249377 | - | - | - | - | - |
| XT200 | 82 - 83 | - | - | 249377 | - | - | - | - | - |
| TT225 | 86 - 87 | - | - | 249382 | - | - | - | - | - |
| TTR225 | 99 - 04 | - | - | - | 249368 | 246053 | - | - | 249347 |
| XT225 | 92 - 95 | - | - | 249377 | - | 246053 | - | - | 249165 |
| XT225 | 96 - 97 | - | - | 249377 | - | 246053 | - | - | 249347 |
| XT225 | 98 - 00 | - | - | 249377 | 249368 | 246053 | - | - | 249347 |
| XT225 | 01 - 02 | - | - | 249377 | 249368 | - | - | 249348 | 249347 |
| XT225 | 03 | - | - | 249377 | 249371 | - | - | 249348 | 249347 |
| XT225 | 04 - 06 | - | - | - | 249371 | - | - | 249348 | 249347 |
| XT225 | 07 | - | - | - | 249371 | - | - | 249348 | - |
| TTR230 | 05 - 15 | - | - | - | 249368 | 249356 | - | - | 249346 |
| IT250 | 83 | - | - | 249377 | - | - | - | - | - |
| TT250 | 99 - 00 | - | - | 249377 | - | - | - | - | - |
| TTR250 | 99 - 06 | - | - | 249377 | 248049 | - | - | - | 249347 |
| WR250 | 91 - 93 | - | - | 249383 | - | - | - | - | - |
| WR250 | 94 - 97 | - | - | 249377 | - | - | - | - | - |
| WR250R DUAL SPORT | 08 - 16 | - | - | - | - | - | - | - | 249221 |
| WR250X SUPERMOTO | 08 - 11 | - | - | - | - | - | - | - | 249221 |
| XT250 | 84 | - | - | 249383 | - | - | - | - | - |
| XT250 | 08 - 12 | - | - | - | - | - | - | - | 249347 |
| YZ250 | 83 - 88 | - | - | 249374 | - | - | - | - | - |
| YZ250 | 89 | - | - | 249377 | - | - | - | - | - |
| YZ250 | 90 - 93 | - | - | 249383 | - | - | - | - | - |
| YZ250 | 94 - 04 | - | - | 249377 | - | - | - | - | - |
| BW350 | 87 - 88 | - | - | - | - | 246053 | - | - | - |
| TT350 | 86 - 87 | - | - | 249383 | - | - | - | - | 249159 |
| TY350 | 85 - 86 | - | - | 249383 | - | - | - | - | - |
| XT350 | 85 - 00 | - | - | 249383 | - | - | - | - | - |
| WR450F | 03 - 06 | - | - | - | 249231 | - | - | - | - |
| WR450F | 07 - 15 | - | - | - | 249372 | - | - | - | - |
| IT490 | 83 - 84 | - | - | 249377 | - | - | - | - | - |
| YZ490 | 83 - 90 | - | - | 249377 | - | - | - | - | - |
| TT500 | 77 - 81 | - | - | 249375 | - | - | - | - | - |
| WR500 | 92 - 93 | - | - | 249383 | - | - | - | - | - |
| XT500 | 76 - 85 | - | - | 249375 | - | - | - | - | - |
| XT550 | 82 - 83 | - | - | 249375 | - | - | - | - | - |
| TT600 | 85 - 86 | - | - | - | - | - | - | - | 249159 |
| XT600 | 90 - 95 | - | - | - | - | 246053 | - | - | 249165 |
| XT600 (SA) | 96 | - | - | - | - | 246053 | - | - | - |
| XT600 (SA) | 00 - 02 | - | - | - | 240212 | - | - | - | - |
| XT600E (Euro) | 90 - 02 | - | - | 249375 | - | - | - | - | - |

NGK SPARK PLUG PART NUMBER CONVERSION

| NGK # | STOCK # | OUR # | | |
|------------|---------|------------|-------|---|
| AB7 | 3010 | AB7 | 2.55 | B |
| B10EG | 3630 | B10EG | 3.95 | B |
| B10EGV | 5927 | B10EGV | 6.65 | B |
| B10ES | 7928 | B10ES | 2.55 | B |
| B10HS | 2399 | 228143 | 2.95 | B |
| B2LM | 1147 | B2LM | 2.25 | B |
| B4 | 3210 | B4 | 2.25 | B |
| B4ES | 4129 | 228135 | 2.95 | B |
| B4H | 4110 | B4H | 2.25 | B |
| B4LM | 3410 | B4LM | 2.25 | B |
| B5ES | 6410 | B5ES | 2.45 | B |
| B5HS | 4210 | B5HS | 2.55 | B |
| B6ES | 7432 | B6ES | 2.45 | B |
| B6HS | 7534 | B6HS | 2.45 | B |
| B6HS-10 | 1052 | B6HS-10 | 2.55 | B |
| B6L | 3212 | B6L | 2.55 | B |
| B6S | 3510 | B6S | 2.25 | B |
| B7ES | 1111 | B7ES | 2.55 | B |
| B7HS | 5110 | B7HS | 2.45 | B |
| B7HS-10 | 2129 | B7HS-10 | 2.55 | B |
| B7S | 3710 | B7S | 2.25 | B |
| B8EG | 3430 | B8EG | 3.95 | B |
| B8EGV | 5627 | B8EGV | 6.65 | B |
| B8ES | 2411 | B8ES | 2.55 | B |
| B8HS | 5510 | B8HS | 2.45 | B |
| B8HS-10 | 5126 | B8HS-10 | 2.55 | B |
| B8S | 3810 | B8S | 2.25 | B |
| B9EG | 3530 | B9EG | 3.95 | B |
| B9EG SOLID | 3998 | 228167 | 4.95 | B |
| B9EGV | 5827 | B9EGV | 6.65 | B |
| B9ES | 2611 | B9ES | 2.55 | B |
| B9HS | 5810 | B9HS | 2.55 | B |
| B9HS-10 | 3626 | B9HS-10 | 2.55 | B |
| BCPR5ES | 6130 | BCPR5ES | 2.45 | B |
| BCPR6ES | 2330 | BCPR6ES | 2.45 | B |
| BCPR7ET | 5509 | 228139 | 6.95 | B |
| BKR5E | 7938 | BKR5E | 2.45 | B |
| BKR5E-11 | 6953 | BKR5E-11 | 2.35 | B |
| BKR5EIX | 6341 | BKR5EIX | 9.25 | B |
| BKR5EIX-11 | 5464 | BKR5EIX-11 | 9.25 | B |
| BKR5ES | 2460 | BKR5ES | 2.40 | B |
| BKR5ES-11 | 2382 | BKR5ES-11 | 2.45 | B |
| BKR6E | 6962 | BKR6E | 2.45 | B |
| BKR6EIX | 6418 | BKR6EIX | 9.25 | B |
| BKR6EKU | 6993 | 228110 | 7.15 | B |
| BKR6ES | 6364 | 228160 | 2.95 | B |
| BKR7E | 4644 | BKR7E | 2.45 | B |
| BKR7EIX | 2667 | BKR7EIX | 10.50 | B |
| BKR7EKC-N | 2095 | BKR7EKC-N | 6.30 | B |
| BKR7EKU | 5881 | 228102 | 7.15 | B |
| BM4A | 5628 | BM4A | 2.25 | B |
| BM6A | 5921 | BM6A | 2.25 | B |
| BM6F | 6221 | BM6F | 2.25 | B |
| BM7A | 6521 | BM7A | 2.25 | B |
| BM7F | 6421 | BM7F | 2.25 | B |
| BMR2A | 7677 | BMR2A | 2.25 | B |
| BMR4A | 5728 | BMR4A | 2.25 | B |
| BMR6A | 7421 | BMR6A | 2.25 | B |
| BP4ES | 6928 | BP4ES | 2.45 | B |
| BP4HS | 3611 | BP4HS | 2.55 | B |
| BP5ES | 7832 | BP5ES | 2.45 | B |
| BP5HS | 4111 | BP5HS | 2.55 | B |
| BP6ES | 7333 | BP6ES | 2.45 | B |
| BP6HS | 7331 | BP6HS | 2.45 | B |
| BP6HS-10 | 6326 | 228105 | 2.60 | B |
| BP7ES | 1034 | BP7ES | 2.45 | B |
| BP7HS | 5111 | BP7HS | 2.45 | B |
| BP7HS-10 | 7829 | BP7HS-10 | 2.55 | B |
| BP8ES | 2912 | BP8ES | 2.55 | B |
| BP8HN-10 | 4838 | BP8HN-10 | 2.55 | B |
| BP8HS | 2630 | BP8HS | 2.55 | B |
| BP8HS-10 | 3823 | BP8HS-10 | 2.55 | B |
| BP8HS-15 | 6729 | BP8HS-15 | 2.55 | B |

| NGK # | STOCK # | OUR # | | |
|--------------|---------|------------|--------|---|
| BPM4A | 5928 | BPM4A | 2.25 | B |
| BPM6A | 7021 | BPM6A | 2.25 | B |
| BPM6F | 5950 | BPM6F | 2.25 | B |
| BPM6Y | 4562 | BPM6Y | 2.25 | B |
| BPM7A | 7321 | BPM7A | 2.25 | B |
| BPM7A SOLID | 7472 | 228178 | 2.95 | B |
| BPM7Y | 4921 | BPM7Y | 2.25 | B |
| BPMR4A | 6028 | BPMR4A | 2.25 | B |
| BPMR6A | 6726 | BPMR6A | 2.25 | B |
| BPMR7A | 4626 | BPMR7A | 2.25 | B |
| BPR2ES | 2264 | BPR2ES | 2.25 | B |
| BPR4ES | 7222 | BPR4ES | 2.45 | B |
| BPR4HS | 7823 | BPR4HS | 2.25 | B |
| BPR5EIX-11 | 2115 | BPR5EIX-11 | 10.50 | B |
| BPR5ES | 7734 | BPR5ES | 2.45 | B |
| BPR5ES-11 | 7634 | BPR5ES-11 | 2.45 | B |
| BPR5HS | 6222 | BPR5HS | 2.25 | B |
| BPR6EFS | 3623 | BPR6EFS | 2.55 | B |
| BPR6ES | 7131 | BPR6ES | 2.45 | B |
| BPR6ES SOLID | 4008 | 228171 | 2.95 | B |
| BPR6ES-11 | 7133 | BPR6ES-11 | 2.45 | B |
| BPR6FS | 2623 | 228082 | 2.60 | B |
| BPR6HIX | 4085 | 228091 | 10.05 | B |
| BPR6HS | 7022 | BPR6HS | 2.25 | B |
| BPR6HS-10 | 2633 | BPR6HS-10 | 2.25 | B |
| BPR6HSA | 4632 | 228153 | 2.95 | B |
| BPR7ES | 3785 | 228090 | 2.60 | B |
| BPR7ES | 5534 | BPR7ES | 2.45 | B |
| BPR7HIX | 5944 | BPR7HIX | 9.55 | B |
| BPR7HS | 6422 | BPR7HS | 2.55 | B |
| BPR7HS-10 | 1092 | BPR7HS-10 | 2.55 | B |
| BPR8ES | 3923 | BPR8ES | 2.45 | B |
| BPR8HIX | 6742 | BPR8HIX | 9.55 | B |
| BPR8HS | 3725 | 228132 | 2.95 | B |
| BPR9EIX | 6853 | BPR9EIX | 9.55 | B |
| BPR9ES | 7788 | BPR9ES | 2.55 | B |
| BPZ8H-N-10 | 4495 | 228096 | 8.45 | B |
| BPZ8H-N-10 | 1018 | 228072 | 205.15 | B |
| BPZ8HS-10 | 1107 | 228073 | 205.15 | B |
| BPZ8HS-10 | 3133 | 228085 | 8.45 | B |
| BPZ8HS-15 | 3180 | 228086 | 8.45 | B |
| BR10ECM | 4234 | 228169 | 11.95 | B |
| BR10ECSS | 5940 | BR10ECSS | 6.50 | B |
| BR10EIX | 6957 | BR10EIX | 9.55 | B |
| BR10ES | 4832 | BR10ES | 2.55 | B |
| BR10ESS | 4684 | BR10ESS | 2.55 | B |
| BR10EYA | 7613 | BR10EYA | 3.60 | B |
| BR2LM | 5798 | BR2LM | 2.25 | B |
| BR4HS | 3322 | BR4HS | 2.25 | B |
| BR5HS | 3722 | BR5HS | 2.25 | B |
| BR6ES | 4922 | BR6ES | 2.45 | B |
| BR6FIX | 2318 | 228080 | 10.05 | B |
| BR6FS | 4323 | BR6FS | 2.55 | B |
| BR6HS | 3922 | BR6HS | 2.45 | B |
| BR6HSA | 4296 | 228154 | 2.95 | B |
| BR6S | 3522 | BR6S | 2.25 | B |
| BR7ES | 5122 | BR7ES | 2.55 | B |
| BR7HS | 4122 | BR7HS | 2.25 | B |
| BR7HS-10 | 1098 | BR7HS-10 | 2.55 | B |
| BR8ECM | 3035 | BR8ECM | 11.60 | B |
| BR8ECMIX | 3520 | BR8ECMIX | 14.30 | B |
| BR8ECS | 4172 | BR8ECS | 6.50 | B |
| BR8ECSIX | 5886 | BR8ECSIX | 14.20 | B |
| BR8EG | 3130 | BR8EG | 5.30 | B |
| BR8EG SOLID | 3992 | 228166 | 5.95 | B |
| BR8EIX | 5044 | BR8EIX | 9.55 | B |
| BR8ES | 5422 | BR8ES | 2.55 | B |
| BR8ES-11 | 7986 | 228112 | 2.60 | B |
| BR8ESS | 3961 | BR8ESS | 2.55 | B |
| BR8HCS-10 | 1157 | 228077 | 6.40 | B |
| BR8HS | 4322 | BR8HS | 2.45 | B |
| BR8HS SOLID | 6715 | 228170 | 2.95 | B |
| BR8HS-10 | 1134 | BR8HS-10 | 2.55 | B |

- accessories
- body
- handlebar & grips
- cables & levers
- exhaust
- engine
- fuel & intake
- electrical & ignition
- clutch
- drive
- bearings
- brakes
- steering & suspension
- tires
- tools & shop

ELECTRICAL & IGNITION

NGK SPARK PLUG PART NUMBER CONVERSION

- accessories
- body
- handlebar & grips
- cables & levers
- exhaust
- engine
- fuel & intake
- electrical & ignition
- clutch
- drive
- bearings
- brakes
- steering & suspension
- tires
- tools & shop

| NGK # | STOCK # | OUR # | | |
|------------|---------|------------|-------|---|
| BR8HSA | 5539 | BR8HSA | 2.50 | B |
| BR9ECM | 3252 | BR9ECM | 11.60 | B |
| BR9ECMIX | 2707 | BR9ECMIX | 14.30 | B |
| BR9ECSIX | 5438 | BR9ECSIX | 14.20 | B |
| BR9ECSIX-5 | 6014 | BR9ECSIX-5 | 14.20 | B |
| BR9ECSS | 4677 | BR9ECSS | 6.50 | B |
| BR9ECSS-5 | 6669 | BR9ECSS-5 | 6.50 | B |
| BR9EG | 3230 | BR9EG | 5.30 | B |
| BR9EG-N-8 | 2689 | BR9EG-N-8 | 5.65 | B |
| BR9EIX | 3089 | BR9EIX | 9.55 | B |
| BR9EIX-R | 3981 | BR9EIX-R | 9.55 | B |
| BR9ES | 5722 | BR9ES | 2.55 | B |
| BR9ESS | 3194 | BR9ESS | 2.55 | B |
| BR9EYA | 7548 | BR9EYA | 3.60 | B |
| BR9HIX | 5687 | BR9HIX | 9.55 | B |
| BR9HS | 4522 | BR9HS | 2.55 | B |
| BR9HS-10 | 4551 | BR9HS-10 | 2.55 | B |
| BU8H | 6431 | BU8H | 3.00 | B |
| BUE | 2322 | 228081 | 3.10 | B |
| BUH | 2422 | BUH | 3.00 | B |
| BUHW | 2622 | BUHW | 3.20 | B |
| BUHW-2 | 5626 | BUHW-2 | 3.20 | B |
| BUHX | 2522 | BUHX | 3.00 | B |
| BUHXW-1 | 5526 | BUHXW-1 | 3.20 | B |
| BUZ8H | 7447 | BUZ8H | 8.00 | B |
| BUZHW | 2147 | BUZHW | 8.00 | B |
| BUZHW-2 | 2173 | 228079 | 8.45 | B |
| BZ7HS-10 | 3579 | 228088 | 4.05 | B |
| C6HSA | 3228 | C6HSA | 2.55 | B |
| C7E | 5096 | 228156 | 2.95 | B |
| C7HSA | 4629 | C7HSA | 2.55 | B |
| C8E | 7471 | 228144 | 2.95 | B |
| C8EH-9 | 7473 | 228159 | 7.95 | B |
| C8HA | 2168 | C8HA | 2.55 | B |
| C8HSA | 6821 | 228162 | 2.95 | B |
| C9E | 7499 | 228168 | 2.95 | B |
| CMR7A | 7543 | CMR7A | 3.75 | B |
| CPR6EA-9 | 6899 | 228152 | 5.95 | B |
| CPR6EB-9 | 5958 | CPR6EB-9 | 5.25 | B |
| CPR7EA-9 | 3901 | CPR7EA-9 | 5.25 | B |
| CPR7EAIX-9 | 9198 | CPR7EAIX-9 | 9.55 | B |
| CPR8E | 7411 | CPR8E | 5.25 | B |
| CPR8EA-9 | 2306 | 228149 | 5.95 | B |
| CPR8EB-9 | 6607 | CPR8EB-9 | 5.25 | B |
| CPR9EA-9 | 2308 | 228179 | 5.95 | B |
| CR10E | 6264 | CR10E | 5.25 | B |
| CR10EK | 2360 | CR10EK | 8.15 | B |
| CR5EH-9 | 6689 | 228109 | 8.35 | B |
| CR5HSA | 7840 | 228150 | 2.95 | B |
| CR5HSB | 6535 | CR5HSB | 2.25 | B |
| CR6E | 6965 | CR6E | 5.25 | B |
| CR6EH-9 | 2688 | 228083 | 8.35 | B |
| CR6HIX | 7274 | CR6HIX | 9.55 | B |
| CR6HS | 7023 | CR6HS | 2.55 | B |
| CR6HSA | 2983 | CR6HSA | 2.55 | B |
| CR7E | 4578 | CR7E | 5.25 | B |
| CR7EB | 4663 | 228131 | 5.95 | B |
| CR7EH-9 | 3486 | 228155 | 8.95 | B |
| CR7EIX | 7385 | CR7EIX | 9.55 | B |
| CR7EK | 7546 | CR7EK | 8.15 | B |
| CR7EKB | 4455 | CR7EKB | 8.15 | B |
| CR7HIX | 7544 | CR7HIX | 9.55 | B |
| CR7HS | 7223 | CR7HS | 2.55 | B |
| CR7HSA | 4549 | CR7HSA | 2.55 | B |
| CR8E | 1275 | CR8E | 5.25 | B |
| CR8EB | 7784 | CR8EB | 5.25 | B |
| CR8EH-9 | 5666 | 228148 | 8.95 | B |
| CR8EIA-10 | 4708 | CR8EIA-10 | 9.45 | B |
| CR8EIB-10 | 4948 | CR8EIB-10 | 9.45 | B |
| CR8EIX | 4218 | CR8EIX | 9.55 | B |
| CR8EK | 3478 | CR8EK | 8.15 | B |
| CR8EKB | 4374 | CR8EKB | 8.15 | B |
| CR8HIX | 7669 | CR8HIX | 9.55 | B |

| NGK # | STOCK # | OUR # | | |
|--------------|---------|------------|-------|---|
| CR8HSA | 2086 | 228133 | 2.95 | B |
| CR9E | 6263 | CR9E | 5.25 | B |
| CR9EB | 6955 | CR9EB | 5.05 | B |
| CR9EH-9 | 7502 | CR9EH-9 | 8.15 | B |
| CR9EIA-9 | 6289 | CR9EIA-9 | 9.45 | B |
| CR9EIX | 3521 | CR9EIX | 9.55 | B |
| CR9EK | 4548 | CR9EK | 8.15 | B |
| CR9EKB | 2305 | CR9EKB | 8.15 | B |
| CS4 | 4864 | CS4 | 2.75 | B |
| CS5 | 4865 | CS5 | 2.75 | B |
| D6EA | 7512 | D6EA | 2.55 | B |
| D6HA | 6512 | D6HA | 2.45 | B |
| D7EA | 7912 | D7EA | 2.55 | B |
| D8EA | 2120 | D8EA | 2.55 | B |
| D8HA | 7112 | D8HA | 2.55 | B |
| D9EA | 2420 | D9EA | 2.55 | B |
| DCPR6E | 3481 | DCPR6E | 3.55 | B |
| DCPR6EIX | 8196 | DCPR6EIX | 9.55 | B |
| DCPR7E | 3932 | DCPR7E | 3.60 | B |
| DCPR7EIX | 6046 | DCPR7EIX | 9.55 | B |
| DCPR8E | 4339 | DCPR8E | 3.60 | B |
| DCPR8E SOLID | 4179 | 228142 | 3.95 | B |
| DCPR8EIX | 6546 | DCPR8EIX | 9.55 | B |
| DCPR8EKC | 7168 | 228137 | 9.95 | B |
| DCPR8EKP | 7415 | DCPR8EKP | 14.25 | B |
| DCPR9E | 2641 | DCPR9E | 3.55 | B |
| DCPR9EIX | 2316 | DCPR9EIX | 9.55 | B |
| DIMR8B10 | 5066 | DIMR8B10 | 26.95 | B |
| DP6EA-9 | 1068 | DP6EA-9 | 2.55 | B |
| DP7EA-9 | 5629 | DP7EA-9 | 2.55 | B |
| DP8EA-9 | 5829 | DP8EA-9 | 2.55 | B |
| DP9EA-9 | 6629 | DP9EA-9 | 2.55 | B |
| DPR5EA-9 | 2887 | DPR5EA-9 | 2.55 | B |
| DPR6EA-9 | 5531 | DPR6EA-9 | 2.55 | B |
| DPR6EB-9 | 3108 | 228084 | 2.60 | B |
| DPR7EA-9 | 5129 | DPR7EA-9 | 2.55 | B |
| DPR7EIX-9 | 7803 | DPR7EIX-9 | 9.55 | B |
| DPR7EVX-9 | 7682 | DPR7EVX-9 | 7.70 | B |
| DPR8EA-9 | 4929 | DPR8EA-9 | 2.55 | B |
| DPR8EIX-9 | 2202 | DPR8EIX-9 | 9.55 | B |
| DPR8EVX-9 | 2872 | DPR8EVX-9 | 7.70 | B |
| DPR8Z | 4730 | DPR8Z | 3.30 | B |
| DPR9EA-9 | 5329 | DPR9EA-9 | 2.55 | B |
| DPR9Z | 4830 | DPR9Z | 3.30 | B |
| DR4HS | 3326 | 228087 | 2.60 | B |
| DR5HS | 4623 | DR5HS | 2.55 | B |
| DR6HS | 4823 | 228099 | 2.60 | B |
| DR7EA | 7839 | DR7EA | 2.55 | B |
| DR7EIX | 5686 | DR7EIX | 9.55 | B |
| DR7ES | 3123 | DR7ES | 2.55 | B |
| DR8EA | 7162 | DR8EA | 2.55 | B |
| DR8EB | 4855 | DR8EB | 2.50 | B |
| DR8EIX | 6681 | DR8EIX | 9.55 | B |
| DR8ES | 5423 | DR8ES | 2.55 | B |
| DR8ESL | 2923 | DR8ESL | 2.55 | B |
| DR8HS | 5123 | DR8HS | 2.55 | B |
| DR9EA | 3437 | 228145 | 2.95 | B |
| DR9EIX | 4772 | DR9EIX | 9.55 | B |
| ER9EH | 5869 | 228177 | 14.95 | B |
| FR4 | 5155 | FR4 | 2.45 | B |
| GR9A-EG | 94841 | 228122 | 3.95 | B |
| IFR5L11 | 6502 | IFR5L11 | 14.75 | B |
| IFR7L11 | 5114 | IFR7L11 | 14.55 | B |
| IFR8H-11 | 5068 | IFR8H-11 | 14.75 | B |
| IJR7A9 | 7901 | IJR7A9 | 14.75 | B |
| ILFR6G | 5588 | 228101 | 15.35 | B |
| ILFR6G-E | 4212 | 228092 | 15.35 | B |
| ILZKAR7B11 | 1654 | ILZKAR7B11 | 14.55 | B |
| IMR8C-9H | 3653 | IMR8C-9H | 14.55 | B |
| IMR9A-9H | 6966 | IMR9A-9H | 14.55 | B |
| IMR9B-9H | 4888 | IMR9B-9H | 14.55 | B |
| IMR9C-9HE | 6501 | IMR9C-9HE | 14.55 | B |
| IMR9D-9H | 6544 | 228108 | 15.35 | B |

NGK SPARK PLUG PART NUMBER CONVERSION

| NGK # | STOCK # | OUR # | | |
|------------|---------|------------|-------|---|
| IMR9E-9HES | 7556 | IMR9E-9HES | 14.55 | B |
| IZFR5G | 5887 | 228103 | 15.35 | B |
| IZFR5J | 5899 | 228104 | 15.35 | B |
| IZFR6F11 | 4095 | IZFR6F11 | 14.55 | B |
| IZFR6J | 4462 | 228095 | 15.35 | B |
| IZFR6N-E | 4757 | 228098 | 11.70 | B |
| IZFR7M | 4214 | 228093 | 15.35 | B |
| J9A | 2170 | 228175 | 2.95 | B |
| JR9B | 3188 | 228173 | 5.95 | B |
| JR9C | 6193 | 228174 | 5.95 | B |
| KR8AI | 5477 | KR8AI | 9.60 | B |
| KR8DI | 4742 | KR8DI | 9.45 | B |
| KR9CI | 7795 | KR9CI | 14.95 | B |
| LFRA4-E | 6499 | 228107 | 7.35 | B |
| LFRA5A-11 | 6376 | 228106 | 6.75 | B |
| LFRA6A-11 | 3672 | 228089 | 6.75 | B |
| LKAR8A-9 | 4786 | LKAR8A-9 | 7.65 | B |
| LKR7E | 1643 | 228078 | 6.80 | B |
| LMAR6A-9 | 5946 | LMAR6A-9 | 7.95 | B |
| LMAR7A-9 | 4908 | LMAR7A-9 | 7.95 | B |
| LMAR8C-9 | 93833 | 228157 | 8.95 | B |
| LMAR8D-J | 93444 | 228136 | 14.95 | B |
| LMAR8G | 95627 | 228181 | 8.95 | B |
| LMAR9D-J | 1633 | 228141 | 14.95 | B |
| LMAR9E-J | 6884 | 228182 | 11.95 | B |
| LR8B | 6208 | LR8B | 3.55 | B |
| LZKAR7A | 6799 | LZKAR7A | 5.25 | B |

| NGK # | STOCK # | OUR # | | |
|------------|---------|------------|-------|---|
| MAR10A-J | 4706 | 228146 | 15.95 | B |
| MAR8B-JDS | 8765 | 228140 | 14.95 | B |
| MAR9A-J | 6869 | 228138 | 14.95 | B |
| MR7F | 95897 | 228161 | 7.95 | B |
| PFR7Q | 7963 | PFR7Q | 14.45 | B |
| PMR9B | 4717 | 228097 | 17.40 | B |
| PZFR6F | 6876 | PZFR6F | 16.50 | B |
| PZFR6H | 7696 | 228111 | 15.35 | B |
| PZFR7G-G | 4253 | 228094 | 15.35 | B |
| R0045J-10 | 7400 | 228134 | 25.95 | B |
| R0045J-9 | 5861 | 228158 | 25.95 | B |
| R4118S-8 | 3236 | R4118S-8 | 11.70 | B |
| R4118S-9 | 3245 | 228176 | 11.95 | B |
| R5184-105 | 3334 | 228180 | 35.95 | B |
| R6252K-105 | 2741 | R6252K-105 | 7.40 | B |
| R6254E-9 | 5583 | 228164 | 8.95 | B |
| R6254K-105 | 4076 | 228163 | 8.95 | B |
| R6918B-7 | 6259 | R6918B-7 | 34.70 | B |
| R6918C-9 | 5196 | 228100 | 36.55 | B |
| TR5 | 2238 | TR5 | 2.45 | B |
| UR4 | 6630 | UR4 | 2.45 | B |
| UR5 | 2771 | UR5 | 2.45 | B |
| XR5 | 3332 | XR5 | 2.45 | B |
| YR5 | 7052 | YR5 | 2.45 | B |
| ZFR7F-11 | 6855 | ZFR7F-11 | 2.95 | B |

| STOCK # | NGK # | OUR # | | |
|---------|------------|------------|--------|---|
| 1018 | BPZ8H-N-10 | 228072 | 205.15 | B |
| 1034 | BP7ES | BP7ES | 2.45 | B |
| 1052 | B6HS-10 | B6HS-10 | 2.55 | B |
| 1068 | DP6EA-9 | DP6EA-9 | 2.55 | B |
| 1092 | BPR7HS-10 | BPR7HS-10 | 2.55 | B |
| 1098 | BR7HS-10 | BR7HS-10 | 2.55 | B |
| 1107 | BPZ8HS-10 | 228073 | 205.15 | B |
| 1111 | B7ES | B7ES | 2.55 | B |
| 1134 | BR8HS-10 | BR8HS-10 | 2.55 | B |
| 1147 | B2LM | B2LM | 2.25 | B |
| 1157 | BR8HCS-10 | 228077 | 6.40 | B |
| 1275 | CR8E | CR8E | 5.25 | B |
| 1633 | LMAR9D-J | 228141 | 14.95 | B |
| 1643 | LKR7E | 228078 | 6.80 | B |
| 1654 | ILZKAR7B11 | ILZKAR7B11 | 14.55 | B |
| 2086 | CR8HSA | 228133 | 2.95 | B |
| 2095 | BKR7EKC-N | BKR7EKC-N | 6.30 | B |
| 2115 | BPR5EIX-11 | BPR5EIX-11 | 10.50 | B |
| 2120 | D8EA | D8EA | 2.55 | B |
| 2129 | B7HS-10 | B7HS-10 | 2.55 | B |
| 2147 | BUZHW | BUZHW | 8.00 | B |
| 2168 | C8HA | C8HA | 2.55 | B |
| 2170 | J9A | 228175 | 2.95 | B |
| 2173 | BUZHW-2 | 228079 | 8.45 | B |
| 2202 | DPR8EIX-9 | DPR8EIX-9 | 9.55 | B |
| 2238 | TR5 | TR5 | 2.45 | B |
| 2264 | BPR2ES | BPR2ES | 2.25 | B |
| 2305 | CR9EKB | CR9EKB | 8.15 | B |
| 2306 | CPR8EA-9 | 228149 | 5.95 | B |
| 2308 | CPR9EA-9 | 228179 | 5.95 | B |
| 2316 | DCPR9EIX | DCPR9EIX | 9.55 | B |
| 2318 | BR6FIX | 228080 | 10.05 | B |
| 2322 | BUE | 228081 | 3.10 | B |
| 2330 | BCPR6ES | BCPR6ES | 2.45 | B |
| 2360 | CR10EK | CR10EK | 8.15 | B |
| 2382 | BKR5ES-11 | BKR5ES-11 | 2.45 | B |
| 2399 | B10HS | 228143 | 2.95 | B |

| STOCK # | NGK # | OUR # | | |
|---------|------------|------------|-------|---|
| 2411 | B8ES | B8ES | 2.55 | B |
| 2420 | D9EA | D9EA | 2.55 | B |
| 2422 | BUH | BUH | 3.00 | B |
| 2460 | BKR5ES | BKR5ES | 2.40 | B |
| 2522 | BUHX | BUHX | 3.00 | B |
| 2611 | B9ES | B9ES | 2.55 | B |
| 2622 | BUHW | BUHW | 3.20 | B |
| 2623 | BPR6FS | 228082 | 2.60 | B |
| 2630 | BP8HS | BP8HS | 2.55 | B |
| 2633 | BPR6HS-10 | BPR6HS-10 | 2.25 | B |
| 2641 | DCPR9E | DCPR9E | 3.55 | B |
| 2667 | BKR7EIX | BKR7EIX | 10.50 | B |
| 2688 | CR6EH-9 | 228083 | 8.35 | B |
| 2689 | BR9EG-N-8 | BR9EG-N-8 | 5.65 | B |
| 2707 | BR9ECMIX | BR9ECMIX | 14.30 | B |
| 2741 | R6252K-105 | R6252K-105 | 7.40 | B |
| 2771 | UR5 | UR5 | 2.45 | B |
| 2872 | DPR8EVX-9 | DPR8EVX-9 | 7.70 | B |
| 2887 | DPR5EA-9 | DPR5EA-9 | 2.55 | B |
| 2912 | BP8ES | BP8ES | 2.55 | B |
| 2923 | DR8ESL | DR8ESL | 2.55 | B |
| 2983 | CR6HSA | CR6HSA | 2.55 | B |
| 3010 | AB7 | AB7 | 2.55 | B |
| 3035 | BR8ECM | BR8ECM | 11.60 | B |
| 3089 | BR9EIX | BR9EIX | 9.55 | B |
| 3108 | DPR6EB-9 | 228084 | 2.60 | B |
| 3123 | DR7ES | DR7ES | 2.55 | B |
| 3130 | BR8EG | BR8EG | 5.30 | B |
| 3133 | BPZ8HS-10 | 228085 | 8.45 | B |
| 3180 | BPZ8HS-15 | 228086 | 8.45 | B |
| 3188 | JR9B | 228173 | 5.95 | B |
| 3194 | BR9ESS | BR9ESS | 2.55 | B |
| 3210 | B4 | B4 | 2.25 | B |
| 3212 | B6L | B6L | 2.55 | B |
| 3228 | C6HSA | C6HSA | 2.55 | B |
| 3230 | BR9EG | BR9EG | 5.30 | B |
| 3236 | R4118S-8 | R4118S-8 | 11.70 | B |

- accessories
- body
- handlebar & grips
- cables & levers
- exhaust
- engine
- fuel & intake
- electrical & ignition
- clutch
- drive
- bearings
- brakes
- steering & suspension
- tires
- tools & shop

ELECTRICAL & IGNITION

NGK SPARK PLUG PART NUMBER CONVERSION

- accessories
- body
- handlebar & grips
- cables & levers
- exhaust
- engine
- fuel & intake
- electrical & ignition
- clutch
- drive
- bearings
- brakes
- steering & suspension
- tires
- tools & shop

| STOCK # | NGK # | OUR # | | |
|---------|--------------|----------|-------|---|
| 3245 | R4118S-9 | 228176 | 11.95 | B |
| 3252 | BR9ECM | BR9ECM | 11.60 | B |
| 3322 | BR4HS | BR4HS | 2.25 | B |
| 3326 | DR4HS | 228087 | 2.60 | B |
| 3332 | XR5 | XR5 | 2.45 | B |
| 3334 | R5184-105 | 228180 | 35.95 | B |
| 3410 | B4LM | B4LM | 2.25 | B |
| 3430 | B8EG | B8EG | 3.95 | B |
| 3437 | DR9EA | 228145 | 2.95 | B |
| 3478 | CR8EK | CR8EK | 8.15 | B |
| 3481 | DCPR6E | DCPR6E | 3.55 | B |
| 3486 | CR7EH-9 | 228155 | 8.95 | B |
| 3510 | B6S | B6S | 2.25 | B |
| 3520 | BR8ECMIX | BR8ECMIX | 14.30 | B |
| 3521 | CR9EIX | CR9EIX | 9.55 | B |
| 3522 | BR6S | BR6S | 2.25 | B |
| 3530 | B9EG | B9EG | 3.95 | B |
| 3579 | BZ7HS-10 | 228088 | 4.05 | B |
| 3611 | BP4HS | BP4HS | 2.55 | B |
| 3623 | BPR6EFS | BPR6EFS | 2.55 | B |
| 3626 | B9HS-10 | B9HS-10 | 2.55 | B |
| 3630 | B10EG | B10EG | 3.95 | B |
| 3653 | IMR8C-9H | IMR8C-9H | 14.55 | B |
| 3672 | LFR6A-11 | 228089 | 6.75 | B |
| 3710 | B7S | B7S | 2.25 | B |
| 3722 | BR5HS | BR5HS | 2.25 | B |
| 3725 | BPR8HS | 228132 | 2.95 | B |
| 3785 | BPR7ES | 228090 | 2.60 | B |
| 3810 | B8S | B8S | 2.25 | B |
| 3823 | BP8HS-10 | BP8HS-10 | 2.55 | B |
| 3901 | CPR7EA-9 | CPR7EA-9 | 5.25 | B |
| 3922 | BR6HS | BR6HS | 2.45 | B |
| 3923 | BPR8ES | BPR8ES | 2.45 | B |
| 3932 | DCPR7E | DCPR7E | 3.60 | B |
| 3961 | BR8ESS | BR8ESS | 2.55 | B |
| 3981 | BR9EIX-R | BR9EIX-R | 9.55 | B |
| 3992 | BR8EG SOLID | 228166 | 5.95 | B |
| 3998 | B9EG SOLID | 228167 | 4.95 | B |
| 4008 | BPR6ES SOLID | 228171 | 2.95 | B |
| 4076 | R6254K-105 | 228163 | 8.95 | B |
| 4085 | BPR6HIX | 228091 | 10.05 | B |
| 4095 | IZFR6F11 | IZFR6F11 | 14.55 | B |
| 4110 | B4H | B4H | 2.25 | B |
| 4111 | BP5HS | BP5HS | 2.55 | B |
| 4122 | BR7HS | BR7HS | 2.25 | B |
| 4129 | B4ES | 228135 | 2.95 | B |
| 4172 | BR8ECS | BR8ECS | 6.50 | B |
| 4179 | DCPR8E SOLID | 228142 | 3.95 | B |
| 4210 | B5HS | B5HS | 2.55 | B |
| 4212 | ILFR6G-E | 228092 | 15.35 | B |
| 4214 | IZFR7M | 228093 | 15.35 | B |
| 4218 | CR8EIX | CR8EIX | 9.55 | B |
| 4234 | BR10ECM | 228169 | 11.95 | B |
| 4253 | PZFR7G-G | 228094 | 15.35 | B |
| 4296 | BR6HSA | 228154 | 2.95 | B |
| 4322 | BR8HS | BR8HS | 2.45 | B |
| 4323 | BR6FS | BR6FS | 2.55 | B |
| 4339 | DCPR8E | DCPR8E | 3.60 | B |
| 4374 | CR8EKB | CR8EKB | 8.15 | B |
| 4455 | CR7EKB | CR7EKB | 8.15 | B |
| 4462 | IZFR6J | 228095 | 15.35 | B |
| 4495 | BPZ8H-N-10 | 228096 | 8.45 | B |
| 4522 | BR9HS | BR9HS | 2.55 | B |
| 4548 | CR9EK | CR9EK | 8.15 | B |
| 4549 | CR7HSA | CR7HSA | 2.55 | B |
| 4551 | BR9HS-10 | BR9HS-10 | 2.55 | B |
| 4562 | BPM6Y | BPM6Y | 2.25 | B |
| 4578 | CR7E | CR7E | 5.25 | B |
| 4623 | DR5HS | DR5HS | 2.55 | B |
| 4626 | BPMR7A | BPMR7A | 2.25 | B |
| 4629 | C7HSA | C7HSA | 2.55 | B |

| STOCK # | NGK # | OUR # | | |
|---------|------------|------------|-------|---|
| 4632 | BPR6HSA | 228153 | 2.95 | B |
| 4644 | BKR7E | BKR7E | 2.45 | B |
| 4663 | CR7EB | 228131 | 5.95 | B |
| 4677 | BR9ECSS | BR9ECSS | 6.50 | B |
| 4684 | BR10ESS | BR10ESS | 2.55 | B |
| 4706 | MAR10A-J | 228146 | 15.95 | B |
| 4708 | CR8EIA-10 | CR8EIA-10 | 9.45 | B |
| 4717 | PMR9B | 228097 | 17.40 | B |
| 4730 | DPR8Z | DPR8Z | 3.30 | B |
| 4742 | KR8DI | KR8DI | 9.45 | B |
| 4757 | IZFR6N-E | 228098 | 11.70 | B |
| 4772 | DR9EIX | DR9EIX | 9.55 | B |
| 4786 | LKAR8A-9 | LKAR8A-9 | 7.65 | B |
| 4823 | DR6HS | 228099 | 2.60 | B |
| 4830 | DPR9Z | DPR9Z | 3.30 | B |
| 4832 | BR10ES | BR10ES | 2.55 | B |
| 4838 | BP8HN-10 | BP8HN-10 | 2.55 | B |
| 4855 | DR8EB | DR8EB | 2.50 | B |
| 4864 | CS4 | CS4 | 2.75 | B |
| 4865 | CS5 | CS5 | 2.75 | B |
| 4888 | IMR9B-9H | IMR9B-9H | 14.55 | B |
| 4908 | LMAR7A-9 | LMAR7A-9 | 7.95 | B |
| 4921 | BPM7Y | BPM7Y | 2.25 | B |
| 4922 | BR6ES | BR6ES | 2.45 | B |
| 4929 | DPR8EA-9 | DPR8EA-9 | 2.55 | B |
| 4948 | CR8EIB-10 | CR8EIB-10 | 9.45 | B |
| 5044 | BR8EIX | BR8EIX | 9.55 | B |
| 5066 | DIMR8B10 | DIMR8B10 | 26.95 | B |
| 5068 | IFR8H-11 | IFR8H-11 | 14.75 | B |
| 5096 | C7E | 228156 | 2.95 | B |
| 5110 | B7HS | B7HS | 2.45 | B |
| 5111 | BP7HS | BP7HS | 2.45 | B |
| 5114 | IFR7L11 | IFR7L11 | 14.55 | B |
| 5122 | BR7ES | BR7ES | 2.55 | B |
| 5123 | DR8HS | DR8HS | 2.55 | B |
| 5126 | B8HS-10 | B8HS-10 | 2.55 | B |
| 5129 | DPR7EA-9 | DPR7EA-9 | 2.55 | B |
| 5155 | FR4 | FR4 | 2.45 | B |
| 5196 | R6918C-9 | 228100 | 36.55 | B |
| 5329 | DPR9EA-9 | DPR9EA-9 | 2.55 | B |
| 5422 | BR8ES | BR8ES | 2.55 | B |
| 5423 | DR8ES | DR8ES | 2.55 | B |
| 5438 | BR9ECSIX | BR9ECSIX | 14.20 | B |
| 5464 | BKR5EIX-11 | BKR5EIX-11 | 9.25 | B |
| 5477 | KR8AI | KR8AI | 9.60 | B |
| 5509 | BCPR7ET | 228139 | 6.95 | B |
| 5510 | B8HS | B8HS | 2.45 | B |
| 5526 | BUHXW-1 | BUHXW-1 | 3.20 | B |
| 5531 | DPR6EA-9 | DPR6EA-9 | 2.55 | B |
| 5534 | BPR7ES | BPR7ES | 2.45 | B |
| 5539 | BR8HSA | BR8HSA | 2.50 | B |
| 5583 | R6254E-9 | 228164 | 8.95 | B |
| 5588 | ILFR6G | 228101 | 15.35 | B |
| 5626 | BUHW-2 | BUHW-2 | 3.20 | B |
| 5627 | B8EGV | B8EGV | 6.65 | B |
| 5628 | BM4A | BM4A | 2.25 | B |
| 5629 | DP7EA-9 | DP7EA-9 | 2.55 | B |
| 5666 | CR8EH-9 | 228148 | 8.95 | B |
| 5686 | DR7EIX | DR7EIX | 9.55 | B |
| 5687 | BR9HIX | BR9HIX | 9.55 | B |
| 5722 | BR9ES | BR9ES | 2.55 | B |
| 5728 | BMR4A | BMR4A | 2.25 | B |
| 5798 | BR2LM | BR2LM | 2.25 | B |
| 5810 | B9HS | B9HS | 2.55 | B |
| 5827 | B9EGV | B9EGV | 6.65 | B |
| 5829 | DP8EA-9 | DP8EA-9 | 2.55 | B |
| 5861 | R0045J-9 | 228158 | 25.95 | B |
| 5869 | ER9EH | 228177 | 14.95 | B |
| 5881 | BKR7EKU | 228102 | 7.15 | B |
| 5886 | BR8ECSIX | BR8ECSIX | 14.20 | B |
| 5887 | IZFR5G | 228103 | 15.35 | B |

NGK SPARK PLUG PART NUMBER CONVERSION

| STOCK # | NGK # | OUR # | | |
|---------|-------------|------------|-------|---|
| 5899 | IZFR5J | 228104 | 15.35 | B |
| 5921 | BM6A | BM6A | 2.25 | B |
| 5927 | B10EGV | B10EGV | 6.65 | B |
| 5928 | BPM4A | BPM4A | 2.25 | B |
| 5940 | BR10ECSS | BR10ECSS | 6.50 | B |
| 5944 | BPR7HIX | BPR7HIX | 9.55 | B |
| 5946 | LMAR6A-9 | LMAR6A-9 | 7.95 | B |
| 5950 | BPM6F | BPM6F | 2.25 | B |
| 5958 | CPR6EB-9 | CPR6EB-9 | 5.25 | B |
| 6014 | BR9ECSIX-5 | BR9ECSIX-5 | 14.20 | B |
| 6028 | BPMR4A | BPMR4A | 2.25 | B |
| 6046 | DCPR7EIX | DCPR7EIX | 9.55 | B |
| 6130 | BCPR5ES | BCPR5ES | 2.45 | B |
| 6193 | JR9C | 228174 | 5.95 | B |
| 6208 | LR8B | LR8B | 3.55 | B |
| 6221 | BM6F | BM6F | 2.25 | B |
| 6222 | BPR5HS | BPR5HS | 2.25 | B |
| 6259 | R6918B-7 | R6918B-7 | 34.70 | B |
| 6263 | CR9E | CR9E | 5.25 | B |
| 6264 | CR10E | CR10E | 5.25 | B |
| 6289 | CR9EIA-9 | CR9EIA-9 | 9.45 | B |
| 6326 | BP6HS-10 | 228105 | 2.60 | B |
| 6341 | BKR5EIX | BKR5EIX | 9.25 | B |
| 6364 | BKR6ES | 228160 | 2.95 | B |
| 6376 | LFRA5A-11 | 228106 | 6.75 | B |
| 6410 | B5ES | B5ES | 2.45 | B |
| 6418 | BKR6EIX | BKR6EIX | 9.25 | B |
| 6421 | BM7F | BM7F | 2.25 | B |
| 6422 | BPR7HS | BPR7HS | 2.55 | B |
| 6431 | BU8H | BU8H | 3.00 | B |
| 6499 | LFRA4E | 228107 | 7.35 | B |
| 6501 | IMR9C-9HE | IMR9C-9HE | 14.55 | B |
| 6502 | IFR5L11 | IFR5L11 | 14.75 | B |
| 6512 | D6HA | D6HA | 2.45 | B |
| 6521 | BM7A | BM7A | 2.25 | B |
| 6535 | CR5HSB | CR5HSB | 2.25 | B |
| 6544 | IMR9D-9H | 228108 | 15.35 | B |
| 6546 | DCPR8EIX | DCPR8EIX | 9.55 | B |
| 6607 | CPR8EB-9 | CPR8EB-9 | 5.25 | B |
| 6629 | DP9EA-9 | DP9EA-9 | 2.55 | B |
| 6630 | UR4 | UR4 | 2.45 | B |
| 6669 | BR9ECSS-5 | BR9ECSS-5 | 6.50 | B |
| 6681 | DR8EIX | DR8EIX | 9.55 | B |
| 6689 | CR5EH-9 | 228109 | 8.35 | B |
| 6715 | BR8HS SOLID | 228170 | 2.95 | B |
| 6726 | BPMR6A | BPMR6A | 2.25 | B |
| 6729 | BP8HS-15 | BP8HS-15 | 2.55 | B |
| 6742 | BPR8HIX | BPR8HIX | 9.55 | B |
| 6799 | LZKAR7A | LZKAR7A | 5.25 | B |
| 6821 | C8HSA | 228162 | 2.95 | B |
| 6853 | BPR9EIX | BPR9EIX | 9.55 | B |
| 6855 | ZFR7F-11 | ZFR7F-11 | 2.95 | B |
| 6869 | MAR9A-J | 228138 | 14.95 | B |
| 6876 | PZFR6F | PZFR6F | 16.50 | B |
| 6884 | LMAR9E-J | 228182 | 11.95 | B |
| 6899 | CPR6EA-9 | 228152 | 5.95 | B |
| 6928 | BP4ES | BP4ES | 2.45 | B |
| 6953 | BKR5E-11 | BKR5E-11 | 2.35 | B |
| 6955 | CR9EB | CR9EB | 5.05 | B |
| 6957 | BR10EIX | BR10EIX | 9.55 | B |
| 6962 | BKR6E | BKR6E | 2.45 | B |
| 6965 | CR6E | CR6E | 5.25 | B |
| 6966 | IMR9A-9H | IMR9A-9H | 14.55 | B |
| 6993 | BKR6EKU | 228110 | 7.15 | B |
| 7021 | BPM6A | BPM6A | 2.25 | B |

| STOCK # | NGK # | OUR # | | |
|---------|-------------|------------|-------|---|
| 7022 | BPR6HS | BPR6HS | 2.25 | B |
| 7023 | CR6HS | CR6HS | 2.55 | B |
| 7052 | YR5 | YR5 | 2.45 | B |
| 7112 | D8HA | D8HA | 2.55 | B |
| 7131 | BPR6ES | BPR6ES | 2.45 | B |
| 7133 | BPR6ES-11 | BPR6ES-11 | 2.45 | B |
| 7162 | DR8EA | DR8EA | 2.55 | B |
| 7168 | DCPR8EKC | 228137 | 9.95 | B |
| 7222 | BPR4ES | BPR4ES | 2.45 | B |
| 7223 | CR7HS | CR7HS | 2.55 | B |
| 7274 | CR6HIX | CR6HIX | 9.55 | B |
| 7321 | BPM7A | BPM7A | 2.25 | B |
| 7331 | BP6HS | BP6HS | 2.45 | B |
| 7333 | BP6ES | BP6ES | 2.45 | B |
| 7385 | CR7EIX | CR7EIX | 9.55 | B |
| 7400 | R0045J-10 | 228134 | 25.95 | B |
| 7411 | CPR8E | CPR8E | 5.25 | B |
| 7415 | DCPR8EKP | DCPR8EKP | 14.25 | B |
| 7421 | BMR6A | BMR6A | 2.25 | B |
| 7432 | B6ES | B6ES | 2.45 | B |
| 7447 | BUZ8H | BUZ8H | 8.00 | B |
| 7471 | C8E | 228144 | 2.95 | B |
| 7472 | BPM7A SOLID | 228178 | 2.95 | B |
| 7473 | C8EH-9 | 228159 | 7.95 | B |
| 7499 | C9E | 228168 | 2.95 | B |
| 7502 | CR9EH-9 | CR9EH-9 | 8.15 | B |
| 7512 | D6EA | D6EA | 2.55 | B |
| 7534 | B6HS | B6HS | 2.45 | B |
| 7543 | CMR7A | CMR7A | 3.75 | B |
| 7544 | CR7HIX | CR7HIX | 9.55 | B |
| 7546 | CR7EK | CR7EK | 8.15 | B |
| 7548 | BR9EYA | BR9EYA | 3.60 | B |
| 7556 | IMR9E-9HES | IMR9E-9HES | 14.55 | B |
| 7613 | BR10EYA | BR10EYA | 3.60 | B |
| 7634 | BPR5ES-11 | BPR5ES-11 | 2.45 | B |
| 7669 | CR8HIX | CR8HIX | 9.55 | B |
| 7677 | BMR2A | BMR2A | 2.25 | B |
| 7682 | DPR7EVX-9 | DPR7EVX-9 | 7.70 | B |
| 7696 | PZFR6H | 228111 | 15.35 | B |
| 7734 | BPR5ES | BPR5ES | 2.45 | B |
| 7784 | CR8EB | CR8EB | 5.25 | B |
| 7788 | BPR9ES | BPR9ES | 2.55 | B |
| 7795 | KR9CI | KR9CI | 14.95 | B |
| 7803 | DPR7EIX-9 | DPR7EIX-9 | 9.55 | B |
| 7823 | BPR4HS | BPR4HS | 2.25 | B |
| 7829 | BP7HS-10 | BP7HS-10 | 2.55 | B |
| 7832 | BP5ES | BP5ES | 2.45 | B |
| 7839 | DR7EA | DR7EA | 2.55 | B |
| 7840 | CR5HSA | 228150 | 2.95 | B |
| 7901 | IJR7A9 | IJR7A9 | 14.75 | B |
| 7912 | D7EA | D7EA | 2.55 | B |
| 7928 | B10ES | B10ES | 2.55 | B |
| 7938 | BKR5E | BKR5E | 2.45 | B |
| 7963 | PFR7Q | PFR7Q | 14.45 | B |
| 7986 | BR8ES-11 | 228112 | 2.60 | B |
| 8196 | DCPR6EIX | DCPR6EIX | 9.55 | B |
| 8765 | MAR8B-JDS | 228140 | 14.95 | B |
| 9198 | CPR7EAIX-9 | CPR7EAIX-9 | 9.55 | B |
| 93444 | LMAR8D-J | 228136 | 14.95 | B |
| 93833 | LMAR8C-9 | 228157 | 8.95 | B |
| 94841 | GR9A-EG | 228122 | 3.95 | B |
| 95627 | LMAR8G | 228181 | 8.95 | B |
| 95897 | MR7F | 228161 | 7.95 | B |

- accessories
- body
- handlebar & grips
- cables & levers
- exhaust
- engine
- fuel & intake
- electrical & ignition
- clutch
- drive
- bearings
- brakes
- steering & suspension
- tires
- tools & shop


ELECTRICAL & IGNITION

- accessories
- body
- handlebar & grips
- cables & levers
- exhaust
- engine
- fuel & intake
- electrical & ignition
- clutch
- drive
- bearings
- brakes
- steering & suspension
- tires
- tools & shop


DESIGN SYMBOLS USED IN NGK SPARK PLUGS

CROSSCUTS AND GAP STYLES OF SPARK PLUGS


STANDARD TYPE




TAPER SEAT TYPE



V-TYPE



PROJECTED INSULATOR TYPE



PREFIX

D P R

HEAT RANGE

NUMBERS

2 HOT

4

5

6

7

8

9

10 COLD

SUFFIX

9 E A

REACH

E : 19 mm (3/4")

F : Taper Seat

H : 12.7 mm (1/2")

L : 11.2 mm (7/16")

Z : 21 mm

Blank

18mm 6 12 mm

14 mm 6 9.5 mm (3/8")

WIDE GAP

9:0.9 mm (.036")

10:1.0 mm (.040")

11:1.1 mm (.044")

13:1.3 mm (.050")

14:1.4 mm (.055")

20:2.0 mm (.080")

FIRING END CONSTRUCTION

A : Special Design

B : Single Ground - special alloy

C : Dual Ground special alloy

G : Racing Type

GV : Racing Version of V-Type

L : Half Heat Range

S : Standard Center Electrode

V : Fine Wire Center Electrode

X : Booster Gap

Y : V-Grooved Center Electrode

NGK

SPARK PLUG RESISTOR COVERS

LB

05

EP

EXTERNAL APPEARANCE

B: For 14 mm type

D: For 10, 12 mm plug type

RESISTANCE

01: 1 k ohm


05: 5 k ohm

ACCESSORY

P: With Special Water-Proof Cover

M: Rubber Sheathed

S: STRAIGHT TYPE



| | | |
|-------|------|---|
| SB05F | 3.35 | B |
| SD05F | 3.35 | B |

ADAPTABLE PLUG SIZE

B: For 14 mm type


D: For 10, 12 mm plug type

ADAPTABLE PLUG TERMINAL

E: For terminal nut


F: For terminal stud

X: 120° ELBOW TYPE




| | | |
|-------|------|---|
| XB05F | 3.35 | B |
| XD05F | 3.35 | B |

T: SPECIAL 90° TYPE




| | | |
|--------------|------|---|
| TB05EMA | 5.40 | B |
| TB05EM (red) | 5.65 | B |

V: 120° ELBOW TYPE



| | | |
|-------|------|---|
| VD05F | 3.35 | 0 |
|-------|------|---|

L: 90° ELBOW TYPE



| | | |
|--------|------|---|
| LB05F | 2.45 | B |
| LB05EP | 2.45 | B |
| LB01E | 2.45 | B |
| LB05E | 2.45 | B |
| LB05EZ | 4.45 | B |
| LB05FP | 2.45 | B |
| LD05F | 2.45 | B |
| LD05FP | 2.45 | B |



PREMIUM RACING WIRE

- Straight Resistor Covers
- 90° Resistor Covers
- 50 cm
- 100 cm
- 1 KOHM Resistor Cover
- 5 KOHM Resistor Cover
- Wire Connector Made of High Impact Plastic
- Water Resistant Design

| | | |
|-------------------|-------|---|
| CR1 Removable Cap | 18.95 | B |
| CR3 Solid Cap | 18.95 | B |

| | | |
|-------------------|-------|---|
| CR5 Removable Cap | 18.95 | B |
| CR6 Solid Cap | 18.95 | B |

- ATVS • GOLF CARTS • MINI BIKES • LAWN MOWERS • LAWN & GARDEN POWER EQUIPMENT
- MARINE ENGINES, OUTBOARD • MOPEDS • MOTORCYCLES
- POWER & CHAIN SAWS • SNOWMOBILES • ETC.



SPARK PLUGS AVAILABLE

Quantity pricing available.

| | | | | | | | | |
|------------------------|------|---|----------|------|---|---------|------|---|
| CJ14 | 2.95 | D | L82C | 2.95 | D | RC14YC | 3.40 | D |
| CJ6 | 2.95 | D | L82YC | 3.05 | D | RDJ8J | 5.75 | D |
| CJ6Y | 3.15 | D | L86C | 2.95 | D | RJ12C | 3.90 | D |
| CJ7Y | 3.15 | D | L87YC | 3.05 | D | RJ17LM | 3.75 | D |
| CJ8 | 2.95 | D | L92YC | 3.40 | D | RJ18YC | 3.45 | D |
| CJ8Y | 3.15 | D | N11YC | 3.15 | D | RJ19LM | 3.75 | D |
| EZ-Start C5843 (CJ8) | 2.95 | D | N2C | 2.95 | D | RJ8C | 3.40 | D |
| EZ-Start C5861 (J19LM) | 3.00 | D | N3C | 2.95 | D | RL86C | 3.40 | D |
| DJ6J | 2.95 | D | N4C | 2.95 | D | RL95YC | 3.40 | D |
| DJ7J | 2.95 | D | N7YC | 2.95 | D | RN2C | 3.40 | D |
| DJ7Y | 3.15 | D | N9YC | 3.20 | D | RN3C | 3.40 | D |
| DJ8J | 2.95 | D | QL77JC4 | 5.15 | D | RN4C | 3.40 | D |
| D9 | 3.60 | D | QL78C | 5.15 | D | RN4YC | 4.70 | D |
| D16 | 3.05 | D | RA6HC | 3.40 | D | RN57YCC | 3.60 | D |
| H10C | 3.15 | D | RA8HC | 3.40 | D | RN9C | 3.40 | D |
| H8C | 3.15 | D | RCJ6Y | 3.90 | D | RN11YC4 | 3.45 | D |
| J17LM | 2.95 | D | RC7PYCBX | 9.35 | D | RN12YC | 3.50 | D |
| J19LM | 3.00 | D | RCJ7Y | 3.90 | D | RS14YC | 3.45 | D |
| J4C | 2.95 | D | RCJ8 | 3.90 | D | RS17YX | 3.30 | D |
| J6C | 2.95 | D | RCJ8Y | 3.90 | D | RV15YC4 | 3.45 | D |
| J8C | 2.95 | D | RDZ19H | 5.75 | D | RV17YC | 3.45 | D |
| L20V | 3.95 | D | REA8MCX | 6.25 | D | RV9YC | 3.15 | D |
| L76V | 5.15 | D | RH10C | 3.95 | D | UL18V | 3.95 | D |
| L77JC4 | 2.95 | D | RL95YC | 3.40 | D | UL77V | 5.15 | D |
| L78C | 2.95 | D | RC12YC | 3.50 | D | UL81C | 3.65 | D |
| L78V | 5.15 | D | | | | 2071 | 5.00 | D |

SERVICE SHOP PACKS AVAILABLE

- Each shop pack contains 24 of one plug type. Order one.
- Shop packs do not qualify for any group pricing.

| | | |
|-----------|--------|---|
| CJ8SP | 64.20 | D |
| CJ14SP | 64.20 | D |
| J6CSP | 64.20 | D |
| J8CSP | 64.20 | D |
| J17LMSP | 64.20 | D |
| J19LMSP | 66.25 | D |
| L77JC4SP | 65.60 | D |
| L78VSP | 118.70 | D |
| QL77JC4SP | 118.05 | D |
| RC12YCSP | 73.85 | D |
| RJ12CSP | 89.05 | D |
| RJ19LMSP | 81.45 | D |



HIGH PERFORMANCE POLARIS SPARK PLUG

(Replaces RN57YCC)



8900 5.35 each D



- accessories
- body
- handlebar & grips
- cables & levers
- exhaust
- engine
- fuel & intake
- electrical & ignition
- clutch
- drive
- bearings
- brakes
- steering & suspension
- tires
- tools & shop

ELECTRICAL & IGNITION

- accessories
- body
- handlebar & grips
- cables & levers
- exhaust
- engine
- fuel & intake
- electrical & ignition
- clutch
- drive
- bearings
- brakes
- steering & suspension
- tires
- tools & shop

SPARK PLUG WIRE SPLICER (Connector)

Use this cable splicer when your spark plug wire is bolted into your coil or CDI permanently.



J-1 6.15 B

SPARK PLUG WIRE

7mm x 100 foot roll, PVC casing, 20 strand copper wire. Inner core of high dielectric and corona resistant compound. Recommended for severe service conditions. 100' spool. Thick outer sheath of Hypalon compound - excellent heat, oil and aging resistance.



LP015000 69.95 L

"SPARKY" PLUG CONNECTORS

Universal "Sparky" neoprene spark plug connectors. 2 per package.



LP0191 1.95 L

"SPARKY" WIRE ASSEMBLY

"Sparky" neoprene spark plug assembly, complete with 16" hypalon 7mm plug wire.



LP0193 4.95 ea L

KLK TYPE PLUG CONNECTOR

Universal spark plug connector with screw built onto assembly.



LP0198 2.95 ea L

SPARK PLUG CAPS

- Surgical rubber
- Available in three colors
- Improve spark consistency in wet conditions
- Sold each



| | | | |
|--------|----------------|-------------|----------|
| Black | EM47840 | 5.95 | L |
| Purple | EM47841 | 2.95 | L |
| Red | EM47842 | 2.95 | L |

SPARE SPARK PLUG JACK

Fits either 14mm or 18mm spark plugs. For convenience, bolt to your snowmobile and you will know your spares are ready when you are.



LP13304 5.95 ea L

SPARK PLUG CADDY

- Plastic
- Holds two 14mm spark plugs firmly in place
- Compact enough to fit in your pocket



LP13299 2.95 ea L

SPARE PLUG AND BULB CADDY

This rivet mounted caddy keeps 3 spare plugs handy for quick and easy changes. Includes 4 rivets.



575706 7.95 ea L

SPARE PLUG & BULB CARRIER

This new, improved spare plug and bulb carrier stores 2 spark plugs (14mm or 18mm), 2 tail light bulbs and one headlight bulb. Universal design accommodates all new & old style headlight bulbs. Also has space for spare inner throttle or brake control wires.



KX12113 8.95 ea L

SPARK PLUG INDEXING WASHERS

Indexed spark plugs align the open end of the electrode toward the intake port. The hottest flame meets the new fuel charge for a performance gain, and increased mileage and plug life. Measurements: gold .75mm, silver 1.00 mm, purple 1.25mm and red 1.60mm.



| | | | |
|---------------|-----------------|-------------|----------|
| 574488 | Twin Cylinder | 5.95 | L |
| 621048 | Triple Cylinder | 6.95 | L |

KATAHDIN SPARK PLUG KATTY

- A spark plug carrier that holds 4 - 14 mm spark plugs securely in place
- The carrier has a built in lock to keep closed securely
- Built from a heavy duty durable plastic resin and light weight black




KG04 4.95 L

SPARK PLUG GAP GAUGE

Display Packaged

.020, .025, .028, .030,
.032, .035, .040



W162 2.30 ea G

SPARK PLUG GAPPER

- Easy to read markings
- Set gaps quickly & easily
- Range: .020" to .100" (.5 to 2.5mm)
- Tapered hole adjusts electrode
- Display packaged



W80535 1.20 ea G

TAPPET FEELER GAUGES

- Accurate tappet adjustments
- Angled blade for easy access to tappets
- Makes adjustment quick and easy




| | | | |
|---------------|-------------------|--------------|---|
| 678052 | Sizes .002 - .003 | 27.99 | E |
| 678053 | Sizes .004 - .005 | 29.99 | E |
| 678054 | Sizes .006 - .008 | 29.99 | E |



SPARK PLUG GAUGE

- Display Packaged
- 8 spark plug gauges
- Decimal & metric sizes
- Electrode adjuster .015, .018, .020, .025, .028, .030, .035, .040, .040m, .45m, 0.50m, .064m, 0.70m, 0.75m, 0.90m, 1.00m.



W127 4.55 G

SPARK PLUG THICKNESS GAUGES

- 32 blades
- Decimal & metric sizes
- .010" brass blade for transistorized ignitions

W125 6.60 G

- 15 blades
- Decimal & metric sizes
- 3" steel rule

W131 4.30 G



3/8" DR SOCKETS 14MM/18MM


- Heat treated alloy steel
- Drop forged for strength
- Polished
- Display packaged

| | | | |
|-------------|------|-------------|---|
| W886 | 14mm | 3.90 | G |
| W890 | 18mm | 4.85 | G |



SPARK PLUG WRENCH


- 12mm wrench - Fits all "D" size NGK spark plugs.
- Zinc plated
- 4-5/8" in length



EM04110 4.95 L

HEAVY DUTY SPARK PLUG WRENCH


- 10mm - 14mm
- 3 way tip to fit all ATV spark plugs
- Chrome finish
- 2 7/8" in length



EM04100 4.95 L

SPARK PLUG WRENCH

Cast, chrome finished combination wrench fits 14mm or 18mm spark plugs.



LP15849 5.95 L

- accessories
- body
- handlebar & grips
- cables & levers
- exhaust
- engine
- fuel & intake
- electrical & ignition
- clutch
- drive
- bearings
- brakes
- steering & suspension
- tires
- tools & shop

ELECTRICAL & IGNITION

| |
|-----------------------|
| accessories |
| body |
| handlebar & grips |
| cables & levers |
| exhaust |
| engine |
| fuel & intake |
| electrical & ignition |
| clutch |
| drive |
| bearings |
| brakes |
| steering & suspension |
| tires |
| tools & shop |

RATCHET SPARK PLUG WRENCH



- Designed to fit where there is limited space on many watercooled 2-stroke machines
- Ratchet mechanism works one way
- Fits standard 13/16" plugs

678147 15.99 E

SPARK PLUG HOLE THREAD CHASER



- Quickly & easily cleans dust, carbon & metal particles from spark plug hole
- 18mm turn with 13/16" deep socket
- Display packaged

W80539 7.25 ea G

SPARK PLUG WIRE TESTER

- Identifies damaged spark plug wire easily by moving tool along wire towards spark plug
- Tester light flashes in sync with spark plug firing
- When light stops flashing, break in wire has been located
- Display packaged



W80530 8.30 G

DUAL IGNITION SYSTEM TESTER

- Test the integrity and strength of your ignition system
- Spark plug gap is adjustable from 0 to 10 mm
- The larger the gap our ignition will jump, the stronger your system is
- Will test the ignition on most motorcycles, watercraft, ATVs and snowmobiles



678122 10.50 E

ECONOMY IGNITION TESTER

An easy to use, time saving piece of shop equipment.



1754 11.20 G

IGNITION/SPARK PLUG TESTER

This tester checks the integrity of the electrical ignition and magneto/coil ignition systems of lawn mowers, boat motors, motorcycles and automobiles. Checks both current and voltage and will indicate fouled electrodes. E-Z view LED and neon lamps for easy accurate reading, pocket size, high impact ABC plastic casing.



7731 9.95 H

KILL SWITCH

- Kill switch with a 48" lead wire
- Handlebar clamp on



2946 4.70 J

KILL SWITCH



KX01120 12.95 L

MAGURA TYPE ON-OFF BUTTON

- Fits any 7/8" handlebar
- Rubber waterproof cover
- Can also be used as a horn/starter button



EM15400 5.95 J

HANDLEBAR MOUNT TETHER SWITCH

CLOSED CIRCUIT TO RUN



EM50412 21.95 J

HONDA CR TYPE ON-OFF BUTTON

Exact replacement on-off button for Honda CR models. Plugs into the stock wire harness.



EM50420 10.95 H

WATERPROOF ON-OFF BUTTON

- Universal competition type on-off button
- Push for "off", push again for "on"
- Complete with 9" wire leads
- Fits 7/8" handlebars



EM50400 10.95 J

SUZUKI RM/RMX TYPE ON-OFF BUTTON

Exact replacement on-off button for Suzuki RM/RMX 90-97 dirt bikes. Replaces Suzuki OEM #37820-27000.



EM50470 11.95 H

KAWASAKI TYPE ON-OFF BUTTON

- Replaces Kawasaki OEM #27010-1161
- Fits KX60 85-94, KDX90 84-88, KX125 84-95, KDX200 86-95, KDX250 84-88, KX250 84-94, KX500 85-94



EM50450 14.95 J

YAMAHA YZ TYPE ON-OFF BUTTON


Exact replacement on-off button for Yamaha OEM #23X83976-00. Fits 83-88 YZ models. Plugs into the stock harness.



EM50430 11.95 H

PVC ELECTRICAL TAPE

- Black
- Heavy gauge 7 mil. thermo-plastic
- UL approved - for insulation of splices in insulated conductors of 5000 volt rating
- 3/4" x 30'



W501 0.75 L

- accessories
- body
- handlebar & grips
- cables & levers
- exhaust
- engine
- fuel & intake
- electrical & ignition
- clutch
- drive
- bearings
- brakes
- steering & suspension
- tires
- tools & shop

- accessories
- body
- handlebar & grips
- cables & levers
- exhaust
- engine
- fuel & intake
- electrical & ignition
- clutch
- drive
- bearings
- brakes
- steering & suspension
- tires
- tools & shop

PIAA

POWERSPORTS

PIAA BULBS



GREATER PERFORMANCE: PIAA bulbs are engineered with XTRA Technology for greater performance per watt than any other bulb on the road. (XTRA is a term coined by PIAA to designate a high-efficiency bulb that is designed to produce greater light output than its rated power consumption, i.e. 55W = 85W of light output.) Greatly enhance your ability to see and be seen. A metal bond holds the heat-resistant glass tube securely to prevent cracks and leaks. A welded focus ring and one-piece filament support assures proper positioning.

BRILLIANT COLOR: Beam color affects visibility and eye strain over long periods. The brilliant white/blue light allows comfortable night driving over extended periods of time. PIAA bulbs are both a performance upgrade and an aesthetic enhancement. You will see the difference even in the daytime.

WARRANTY AND SUPPORT: PIAA is so confident in the durability and reliability of our products that we offer a no questions asked, replacement of any halogen bulb that fails within one year of purchase.

KELVIN SCALE:



| | |
|-------|---------------------------------|
| 6000K | Cobalt Blue H.I.D. |
| - | |
| 5250K | Sunlight |
| 5000K | Super Plasma GT-X |
| - | |
| 4300K | PIAA H.I.D. Bulb |
| - | |
| 4150K | Xtreme White |
| 4100K | Intense White |
| 4000K | Xtreme White Plus |
| - | |
| 3800K | Star White |
| - | |
| 3200K | Stock Halogen |
| - | |
| 2600K | Standard Incandescent |
| 2500K | Ion Crystal / Plasma Ion Yellow |

Super Plasma GT-X



The Super Plasma GT-X bulbs offer an unmatched combination of fashion and performance with a bluish-purple color very similar to H.I.D. and the closest yet to sunlight.

Xtreme White / Xtreme White Plus



The Xtreme White Series of bulbs have a cool white light output that gives the driver better color recognition on depth perception and better contrast. The blue top coat adds a slight blue tint to a lamp with no loss of performance.

Intense White



The Intense White bulbs produce a radiant white beam and provide the best possible balance between performance and bulb life.

Star White



Star White bulbs are significantly whiter and brighter than stock halogen and will increase bulb performance without taxing your vehicle's electrical system.

Ion Crystal / Plasma Ion Yellow



Ion Crystal coating transforms white light into amber light without diminishing the strength of the beam. Ion Crystal technology allows as much as 95% of the light produced by the bulb to pass through, compared to as little as 65% through dyed glass. The long wavelength Plasma Ion beam reduces refraction for dramatically increased visibility in snow, rain and fog.

Standard Halogen



PIAA H4 EXTREME WHITE PLUS BULB

PIAA STANDARD HALOGEN BULB



PIAA POWERSPORTS

H1 Bulb

H1 XTREME WHITE PLUS

Technology: Xtreme White Plus
 Bulb Type: H1
 Wattage: 55W = 110W
 Color Temp: 4000 Kelvin

Single Bulb **820001 61.95 L**

Rated at 4000K and providing 110 watts of light from only a 55W, these bulbs deliver a brilliant Xtreme cool white light. This white light gives the rider better color recognition for better depth perception and contrast than conventional halogen lamps.



PIAA POWERSPORTS

H3 Bulbs

H3 XTREME WHITE PLUS

Technology: Xtreme White Plus
 Bulb Type: H3
 Wattage: 35W = 70W
 Color Temp: 4150 Kelvin

Single Bulb **820002 41.98 G**

Technology: Xtreme White Plus
 Bulb Type: H3
 Wattage: 55W = 110W
 Color Temp: 4150 Kelvin

Single Bulb **820003 39.50 G**

The Xtreme White H3 bulbs are a great upgrade for factory motorcycle headlights. They deliver a brilliant Xtreme cool white light rated at 4150K to enhance your lighting equipment. Choose from two wattages with the same style and technology for maximum headlight performance.



H3 SUPER PLASMA GT-X

Technology: Super Plasma GT-X
 Bulb Type: H3
 Wattage: 55W = 110W
 Color Temp: 5000 Kelvin

Single Bulb **820006 41.50 G**

For the look of H.I.D. for headlights and auxiliary lights, there is nothing closer than the new H3 Super Plasma GT-X. The bulb shines at 5000K giving off a beautiful bluish-purple look. With PIAA bulbs you never sacrifice performance and with XTRA technology this bulb has plenty of power.



- accessories
- body
- handlebar & grips
- cables & levers
- exhaust
- engine
- fuel & intake
- electrical & ignition
- clutch
- drive
- bearings
- brakes
- steering & suspension
- tires
- tools & shop

PIAA POWERSPORTS

H4 Bulbs

H4 XTREME WHITE PLUS ANTI-VIBRATION

| | |
|-------------|-------------------|
| Technology: | Xtreme White Plus |
| Bulb Type: | H4 Anti-vibration |
| Wattage: | 60/55W = 110/100W |
| Color Temp: | 4000 Kelvin |

| | | | |
|-------------|---------------|--------------|---|
| Single Pack | 820009 | 49.99 | G |
| Twin Pack | 820014 | 89.95 | G |

Our most popular headlight bulb by far. The Xtreme White is the favorite combination of color and performance. The addition of the anti-vibration characteristics makes this the perfect bulb for every application, from Harley to Honda.



H4 STAR WHITE ANTI-VIBRATION

| | |
|-------------|-------------------|
| Technology: | Star White |
| Bulb Type: | H4 Anti-vibration |
| Wattage: | 60/55W = 110/100W |
| Color Temp: | 3800 Kelvin |

| | | | |
|-------------|---------------|--------------|---|
| Single Bulb | 820007 | 39.95 | G |
|-------------|---------------|--------------|---|

Star White bulbs are significantly whiter and brighter than normal halogen bulbs. These bulbs operate at 3800K while normal halogen bulbs operate at 3200K. They also feature PIAA's exclusive XTRA Technology, which increases bulb performance without taxing your vehicle's electrical system.



H4 SUPER PLASMA GT-X ANTI-VIBRATION / TWIN BEAM

| | |
|-------------|-------------------|
| Technology: | Super Plasma GT-X |
| Bulb Type: | H4 Anti-vibration |
| Wattage: | 60/55W = 135/125W |
| Color Temp: | 3800/5000 Kelvin |

| | | | |
|-------------|---------------|--------------|---|
| Single Bulb | 820011 | 49.99 | G |
|-------------|---------------|--------------|---|

A new addition to PIAA's line of high performance bulbs is the Super Plasma GT-X with a unique twin high beam design. The low beam is a purple color shining at 5000K, while the high beam maintains Xtreme White performance at 3800K. A purple colored top-coat gives the headlamp a purple look even when the lamp is turned off.



H4 ION CRYSTAL

| | |
|-------------|-------------------|
| Technology: | Ion Crystal |
| Bulb Type: | H4 |
| Wattage: | 60/55W = 110/100W |
| Color Temp: | 2500 Kelvin |

| | | | |
|-------------|---------------|--------------|---|
| Single Bulb | 820008 | 49.50 | G |
|-------------|---------------|--------------|---|

PIAA's patented Ion Crystal technology is a brilliant way to improve your visibility in inclement weather conditions. The Ion Crystal puts out an amber/yellow light that's less reflective than white light to greatly reduce the amount of glare in extreme fog or blizzard-like conditions. Greater definition in snow makes this a superior snowmobile headlight bulb.



PIAA POWERSPORTS

H6M Bulb

H6M XTREME WHITE

| | |
|-------------|---------------------------|
| Technology: | Xtreme White |
| Bulb Type: | H6M ATV/Scooter/Dirt Bike |
| Wattage: | 35/35W = 60/60W |
| Color Temp: | 4000 Kelvin |

| | | | |
|-------------|---------------|--------------|---|
| Single Bulb | 820000 | 37.99 | G |
|-------------|---------------|--------------|---|

Using Xtreme White Technology for improved clarity and XTRA Technology for greater performance, the Xtreme White bulbs give a cool white light output which gives the rider better color recognition for better depth perception and contrast than conventional halogen lamps.

This model is intended to replace H6M bulbs with a metal base, NOT the plastic coupler connector. Check your owner's manual



PIAA POWERSPORTS

H7 Bulbs

H7 XTREME WHITE PLUS

Technology: Xtreme White Plus
 Bulb Type: H7
 Wattage: 55W = 110W
 Color Temp: 4000 Kelvin

Single Bulb **820041 49.99 G**

Rated at 4000K and providing 110 watts of light from only 55W, these bulbs emit a brilliant Xtreme cool white light that illuminates road hazards and signs long before a normal halogen bulb would.



PIAA POWERSPORTS

H9 Bulb

H9 XTREME WHITE PLUS

Technology: Xtreme White Plus
 Bulb Type: H9
 Wattage: 65W = 120W
 Color Temp: 4000 Kelvin

Single Bulb **820015 54.99 G**

Rated at 4000K and illuminating 120 watts of light from only a 65 watts draw, this bulb emits a brilliant Xtreme cool white beam that lights up road hazards and highway signs long before a normal halogen bulb would.



PIAA POWERSPORTS

H11 Bulb

H11 XTREME WHITE PLUS

Technology: Xtreme White Plus
 Bulb Type: H11
 Wattage: 55W = 110W
 Color Temp: 4000 Kelvin

Single Bulb **820012 54.95 G**

Rated at 4000K and providing 110 watts of light from only 55W, these bulbs emit a brilliant Xtreme cool white light that illuminates road hazards and signs long before a normal halogen bulb would.



PIAA POWERSPORTS


HS1 Bulb

HS1 SUPER PLASMA GT-X

Technology: Super Plasma GT-X
 Bulb Type: HS1
 Wattage: 35/35W = 60/60W
 Color Temp: 5000 Kelvin

Single Bulb **820010 45.99 G**

For the look of HID there is nothing closer than PIAA's new HS1 Super Plasma GT-X. The bulb shines at 5000K giving off a beautiful bluish-purple look. With XTRA technology this bulb delivers 60 watts, but only draws 35 watts.



accessories

body

handlebar & grips

cables & levers

exhaust

engine

fuel & intake

electrical & ignition

clutch

drive

bearings

brakes

steering & suspension

tires

tools & shop

- accessories
- body
- handlebar & grips
- cables & levers
- exhaust
- engine
- fuel & intake
- electrical & ignition
- clutch
- drive
- bearings
- brakes
- steering & suspension
- tires
- tools & shop

PIAA POWERSPORTS

168 Bulb

168 XTREME WHITE

Technology: Xtreme White
 Bulb Type: 168 Wedge
 Wattage: 5W
 Color Temp: 4150 Kelvin

Twin Pack **820018** 15.99 G

This wedge bulb has a wide range of applications that includes turn signals, side marker lights and instrumental lights. Using Xtreme white Technology for improved clarity and greater performance, the Xtreme White bulbs give a cool white light output with a sleek unified appearance.



PIAA POWERSPORTS

1156 Bulb

1156 XTREME WHITE Single Filament

Technology: Xtreme White
 Bulb Type: 1156
 Wattage: 27W
 Color Temp: 4150 Kelvin

Twin Pack **820020** 18.50 G

Match these bulbs to both headlights and other accessory lights for a sleek, uniform appearance. These bulbs are used for turn signals and stop lights to make you more visible for a safer and more enjoyable ride. Single Filament.



PIAA POWERSPORTS

1157 Bulb

1157 XTREME WHITE Dual Filament

Technology: Xtreme White
 Bulb Type: 1157
 Wattage: 27W / 8W
 Color Temp: 4150 Kelvin

Twin Pack **820021** 20.50 G

Match these bulbs to both headlights and other accessory lights for a sleek, uniform appearance. These bulbs are used for turn signals and stop lights to make you more visible for a safer and more enjoyable ride. Dual Filament.



PIAA POWERSPORTS

9005 Bulbs

9005 XTREME WHITE PLUS

Technology: Xtreme White Plus
 Bulb Type: 9005
 Wattage: 60W = 120W
 Color Temp: 4000 Kelvin

Single Bulb **820016** 49.95 G

Rated at 4000K and illuminating at 110 watts of light from only a 55 watt draw, this bulb emits a brilliant Xtreme cool white beam that lights up road hazards and highway signs long before a standard halogen bulb would.



HALOGEN HEADLAMP BULBS

ARCTIC CAT | POLARIS | SKI DOO | YAMAHA - SEE APPLICATION GUIDE ON OPPOSITE PAGE

ALL WEATHER

(AW) These bulbs are designed for rain, fog and snow and are just as bright as standard halogens. The all weather dichroic coating keeps the glare down from the elements.

ALL WEATHER BLUE

(AWB) Same advantages as the all weather, plus the blue coating is more noticeable to oncoming traffic. Note: The coating does decrease the light output slightly.

GOLD

(G) The biggest advantage is its ability to be seen by oncoming traffic.

XENON BOOSTED

(XPB) Best performing lamp on clear nights, the xenon gas increases the light output to compensate for the special vycor blue coating. These combinations bring the light as close to daylight as possible.

| BASE | WATTS | STD. BULB | STD. HALOGEN | LONG LIFE | HEAVY DUTY | BLUE | GOLD HALOGEN | ALL WEATHER | ALL WEATHER BLUE | ULTRA BRIGHT | XENON BOOSTED |
|------------|--------|-----------|--------------|-----------|------------|--------|--------------|-------------|------------------|--------------|---------------|
| PK22S/H3 | 35 | --- | 120274 | --- | --- | 120267 | --- | --- | --- | --- | --- |
| PK22S/H3 | 55 | --- | --- | --- | --- | 120268 | --- | --- | --- | --- | 120269 |
| PK22S/H3 | 100 | --- | 120270 | --- | --- | --- | --- | --- | --- | --- | 120271 |
| SA/P43t/H4 | 45/45 | --- | 120272 | --- | --- | --- | --- | --- | --- | --- | 120273 |
| SA/P43t/H4 | 60/60 | GE6260SA | --- | --- | --- | --- | --- | --- | --- | --- | --- |
| SA/P43t/H4 | 60/55 | --- | GE6260H | 120258 | GE6360H | 120260 | GE6260G | GE6260AW | GE6260AWB | 120259 | GE6260XPB |
| SA/P43t/H4 | 100/55 | --- | GE6263HD | --- | --- | --- | --- | --- | --- | --- | --- |
| SA/P43t/H4 | 100/80 | --- | GE6265HD | --- | --- | --- | --- | --- | GE6265AWB | --- | GE6263XPB |
| SA/P43t/H4 | 130/90 | --- | 120261 | --- | --- | --- | --- | --- | --- | --- | --- |
| BA/P45T | 45/45 | --- | --- | --- | --- | --- | --- | --- | --- | --- | 120816 |
| BA/P45T | 60/60 | GE6260BA | --- | --- | --- | --- | --- | --- | --- | --- | --- |
| BA/P45T | 60/55 | --- | GE6370H | --- | --- | --- | GE6360G | --- | GE6360AWB | --- | --- |
| BA/P45T | 100/55 | --- | GE6363HD | --- | --- | --- | --- | --- | --- | --- | --- |
| P29t/HB1 | 65/45 | --- | GE9004 | --- | --- | --- | --- | --- | GE9004AWB | --- | GE9004XPB |
| PX29t/HB5 | 65/55 | --- | GE9007 | --- | --- | --- | --- | --- | GE9007AWB | --- | GE9007XPB |
| PGJ13/894 | 37.5 | --- | GE894 | --- | --- | 120262 | --- | --- | --- | --- | GE894XPB |
| PG13/885 | 50 | --- | GE885 | --- | --- | --- | --- | --- | --- | 120263 | GE885XPB |
| 881 | 27 | --- | GE881 | --- | --- | --- | --- | --- | --- | --- | --- |
| 886 | 50 | --- | GE886 | --- | --- | --- | --- | --- | --- | --- | --- |
| PX26D/H7 | 55 | --- | 120150 | --- | --- | --- | --- | --- | --- | 120264 | --- |
| PX26D/H7 | 80 | --- | 120152 | --- | --- | 120153 | --- | --- | --- | --- | 120151 |
| H9 | 65 | --- | 120265 | --- | --- | --- | --- | --- | --- | --- | --- |
| H13 | 60/55 | --- | 120266 | --- | --- | --- | --- | --- | --- | --- | --- |
| B | 35-35 | GE6235B | --- | --- | --- | --- | --- | --- | --- | --- | --- |
| B | 45-45 | GE6245B | --- | --- | --- | --- | --- | --- | --- | --- | --- |
| B | 60 | GE660B | --- | --- | --- | --- | --- | --- | --- | --- | --- |
| J | 25 | GE625J | --- | --- | --- | --- | --- | --- | --- | --- | --- |
| J | 35 | GE635J | --- | --- | --- | --- | --- | --- | --- | --- | --- |
| S | 45-45 | GE6245S | --- | --- | --- | --- | --- | --- | --- | --- | --- |
| S | 60-60 | GE6260S | --- | --- | --- | --- | --- | --- | --- | --- | --- |
| Y | 35-35 | GE6235Y | --- | --- | --- | --- | --- | --- | --- | --- | --- |
| 880 | 27 | GE880 | --- | --- | --- | --- | --- | --- | --- | --- | --- |
| T19/6V | N/A | GE3625 | --- | --- | --- | --- | --- | --- | --- | --- | --- |
| T19/12V | N/A | GE3650 | --- | --- | --- | --- | --- | --- | --- | --- | --- |

| | | | | | | | | | |
|--------|---------|---------|---------|-----------|---------|-----------|---------|-----------|---------|
| 120150 | 9.95 L | 120267 | 6.95 L | GE6235Y | 2.95 L | GE6263HD | 12.95 L | GE881 | 8.95 L |
| 120151 | 9.95 L | 120268 | 9.95 L | GE6245B | 2.95 L | GE6263XPB | 12.95 L | GE885 | 8.95 L |
| 120152 | 9.95 L | 120269 | 9.95 L | GE6245S | 5.95 L | GE6265AWB | 9.95 L | GE885XPB | 10.95 L |
| 120153 | 9.95 L | 120270 | 9.95 L | GE625J | 2.00 L | GE6265HD | 9.95 L | GE886 | 6.25 L |
| 120258 | 9.95 L | 120271 | 9.95 L | GE6260AW | 10.40 L | GE635J | 2.00 L | GE894 | 8.95 L |
| 120259 | 11.95 L | 120272 | 9.95 L | GE6260AWB | 12.95 L | GE6360AWB | 9.95 L | GE894XPB | 8.95 L |
| 120260 | 9.95 L | 120273 | 9.95 L | GE6260BA | 2.75 L | GE6360G | 9.95 L | GE9004 | 8.95 L |
| 120261 | 9.95 L | 120274 | 8.95 L | GE6260G | 8.95 L | GE6360H | 9.95 L | GE9004AWB | 9.95 L |
| 120262 | 9.95 L | 120816 | 14.95 L | GE6260H | 6.95 L | GE6363HD | 9.95 L | GE9004XPB | 9.95 L |
| 120263 | 9.95 L | GE3625 | 1.60 L | GE6260S | 2.75 L | GE6370H | 11.95 L | GE9007 | 9.95 L |
| 120264 | 9.95 L | GE3650 | 1.60 L | GE6260SA | 2.75 L | GE660B | 2.95 L | GE9007AWB | 9.95 L |
| 120265 | 9.95 L | GE6235B | 2.95 L | GE6260XPB | 9.95 L | GE880 | 8.95 L | GE9007XPB | 9.95 L |
| 120266 | 9.95 L | | | | | | | | |

- accessories
- body
- handlebar & grips
- cables & levers
- exhaust
- engine
- fuel & intake
- electrical & ignition
- clutch
- drive
- bearings
- brakes
- steering & suspension
- tires
- tools & shop

ELECTRICAL & IGNITION

- accessories
- body
- handlebar & grips
- cables & levers
- exhaust
- engine
- fuel & intake
- electrical & ignition
- clutch
- drive
- bearings
- brakes
- steering & suspension
- tires
- tools & shop

K&S DELUXE HORN

- Available in chrome and black
- 6.5 cm, 2.56"
- 12 volt DC
- 105dB
- 1.5 amps



| COLOR | PART # | | |
|--------|--------|-------|---|
| Black | 760655 | 9.95 | L |
| Chrome | 760657 | 10.95 | L |

K&S ECONOMY HORN

- Available in chrome and black
- 7 cm, 2.75"
- 12 volt DC
- 105dB
- 1.5 amps



| COLOR | PART # | | |
|--------|--------|------|---|
| Black | 760653 | 8.95 | L |
| Chrome | 760654 | 8.95 | L |

EMGO UNIVERSAL HORN W/SNAP ON COVER

- Universal 12 volt horn with snap on chrome plastic
- 93mm, 3.65"



Chrome 202000 16.95 L

EMGO BLACK HORNS

- 70mm diameter



| DESCRIPTION | PART # | | |
|-------------|--------|------|---|
| 6 Volt | 826413 | 6.95 | L |
| 12 Volt | 202003 | 6.95 | L |

EMGO REPLACEMENT HORN

- Universal 12V, 70mm diameter.
- Made from corrosion resistant steel.
- Classic Style and LOUD!



829084 14.95 L

EMGO UNIVERSAL HORNS



| 6 VOLT | | 12 VOLT | | INNER FACE COLOR | OUTER COLOR | COVER SIZE | MOUNTING BRACKET LENGTH | MOUNTING BRACKET WIDTH | MOUNTING BRACKET TYPE |
|--------|---------|---------|---------|------------------|-------------|------------|-------------------------|------------------------|-----------------------|
| 826402 | 11.95 L | 202001 | 11.95 L | ---- | BLACK | 92MM | 83MM | 23MM | SINGLE HOLE |
| ---- | | 202002 | 12.95 L | BLACK | CHROME | 93MM | 69MM | 27MM | SINGLE HOLE |
| 826404 | 12.95 L | 826405 | 12.95 L | BLACK | CHROME | 102MM | 40MM | 50MM | DUAL HOLE |
| 826406 | 12.95 L | 826407 | 12.95 L | BLACK | ---- | 102MM | 83MM | 23MM | SINGLE HOLE |
| ---- | | 826412 | 8.95 L | ZINC | CHROME | 65MM | 72MM | 22MM | DUAL HOLE |
| ---- | | 826409 | 5.95 L | ---- | ZINK | 72MM | 66MM | 22MM | SINGLE HOLE |
| 826410 | 8.95 L | ---- | | ---- | CHROME | 72MM | 66MM | 22MM | SINGLE HOLE |

CLUTCH



CLUTCH

VESRAH CLUTCH FRICTION PLATE/ METAL PLATE SETS & HEAVY DUTY CLUTCH SPRING SETS

Vesrah clutch discs and springs are manufactured to OEM specifications. Each clutch disc is made from high density, high friction material which reduces expansion and fading. Heavy duty springs are heat treated.

Note: For complete rebuild, Qty (1) each of the friction plates, metal plates and spring sets are required per model.



CLUTCH FRICTION PLATES

| MODELS | NAME | YEAR | CLUTCH SET NO | PCS/SET | | | |
|--------------|--------------------|-------|---------------|---------|--------|-------|---|
| HONDA | | | | | | | |
| CRF50F | | 04-15 | VC-148 | 3 | 971017 | 21.95 | L |
| XR50M | MOTARD | 05-07 | VC-150 | 3 | 971019 | 26.95 | L |
| XR50R | | 00-03 | VC-148 | 3 | 971017 | 21.95 | L |
| Z50R | MINI TRIAL | 86-87 | VC-113 | 2 | 971004 | 12.95 | L |
| Z50R | MINI TRIAL | 88-00 | VC-148 | 3 | 971017 | 21.95 | L |
| CR60R | (DE01) | 83 | VC-151 | 4 | 971020 | 34.95 | L |
| CRF70F | | 04-12 | VC-148 | 3 | 971017 | 21.95 | L |
| CT70 | MINI | 77-82 | VC-148 | 3 | 971017 | 21.95 | L |
| CT70 | MINI | 91-94 | VC-148 | 3 | 971017 | 21.95 | L |
| XR70R | | 97-03 | VC-148 | 3 | 971017 | 21.95 | L |
| CR80R | | 80-83 | VC-151 | 4 | 971020 | 34.95 | L |
| CR80R | | 84-02 | VC-155 | 5 | 971024 | 43.95 | L |
| CR80RB | | 00-02 | VC-155 | 5 | 971024 | 43.95 | L |
| CRF80F | | 04-15 | VC-150 | 3 | 971019 | 26.95 | L |
| XL80S | | 79-85 | VC-150 | 3 | 971019 | 26.95 | L |
| XR80 | | 79-84 | VC-150 | 3 | 971019 | 26.95 | L |
| XR80R | | 85-88 | VC-150 | 3 | 971019 | 26.95 | L |
| XR80R | | 89 | VC-105 | 3 | 971002 | 6.95 | L |
| XR80R | | 90 | VC-150 | 3 | 971019 | 26.95 | L |
| XR80R | | 91-92 | VC-150 | 3 | 971019 | 26.95 | L |
| XR80R | | 93-03 | VC-150 | 3 | 971019 | 26.95 | L |
| CR85R | | 03-07 | VC-155 | 5 | 971024 | 43.95 | L |
| CR85RB | EXPERT | 03-07 | VC-155 | 5 | 971024 | 43.95 | L |
| SL90 | MOTOSPORT 90 | | VC-102 | 2 | 971000 | 10.95 | L |
| SL90I | | | VC-102 | 2 | 971000 | 10.95 | L |
| SL90II | | | VC-102 | 2 | 971000 | 10.95 | L |
| CRF100F | | 04-13 | VC-151 | 4 | 971020 | 34.95 | L |
| XL100S | | 79-85 | VC-151 | 4 | 971020 | 34.95 | L |
| XR100 | MOTARD M5/M6/M7/M8 | 05-07 | VC-151 | 4 | 971020 | 34.95 | L |
| XR100 | | 81-84 | VC-151 | 4 | 971020 | 34.95 | L |
| XR100R | | 85-03 | VC-151 | 4 | 971020 | 34.95 | L |
| CR125R | | 00-04 | VC-1028 | 8 | 971072 | 76.95 | L |
| CR125R | | 05-06 | VC-1028 | 8 | 971072 | 76.95 | L |
| CR125R | ELSINORE | 79-80 | VC-183 | 6 | ----- | | |
| CR125R | ELSINORE | 81 | VC-190 | 6 | 971045 | 52.95 | L |
| CR125R | | 82 | VC-175 | 7 | 971036 | 61.95 | L |
| CR125R | | 83-85 | VC-173 | 6 | 971035 | 52.95 | L |
| CR125R | | 86 | VC-175 | 7 | 971036 | 61.95 | L |
| CR125R | | 87-99 | VC-1000 | 7 | 971049 | 66.95 | L |
| MTX125RWD | | 83 | VC-186 | 5 | 971041 | 43.95 | L |
| NXR125 | | 05-09 | VC-1013 | 5 | 971058 | 46.95 | L |
| XL125S | | 79-85 | VC-155 | 5 | 971024 | 43.95 | L |
| CRF150F | | 03 | VC-1036 | 6 | 971080 | 55.95 | L |
| CRF150F | | 04-05 | VC-1036 | 6 | 971080 | 55.95 | L |
| CRF150F | | 06-15 | VC-155 | 5 | 971024 | 43.95 | L |
| CRF150R | | 06 | VC-190 | 6 | 971045 | 52.95 | L |
| CRF150R | | 07-09 | VC-190 | 6 | 971045 | 52.95 | L |

CLUTCH FRICTION PLATES

| MODELS | NAME | YEAR | CLUTCH SET NO | PCS/SET | | | |
|------------------------|----------------------------|-------|---------------|---------|--------|-------|---|
| HONDA CONTINUED | | | | | | | |
| CRF150R | | 10-15 | VC-190 | 6 | 971045 | 52.95 | L |
| CRF150RB | | 07 | VC-190 | 6 | 971045 | 52.95 | L |
| CRF150RB | | 08-09 | VC-190 | 6 | 971045 | 52.95 | L |
| CRF150RB | | 10-15 | VC-190 | 6 | 971045 | 52.95 | L |
| CRF150RII | | 06-09 | VC-190 | 6 | 971045 | 52.95 | L |
| CRF150RII | | 13-15 | VC-190 | 6 | 971045 | 52.95 | L |
| XL185S | | 79-83 | VC-155 | 5 | 971024 | 43.95 | L |
| DF200E | | 98-00 | VC-155 | 5 | 971024 | 43.95 | L |
| MTX200RW | (MD07) | 83-85 | VC-173 | 6 | 971035 | 52.95 | L |
| TLR200 | REFLEX | 86-87 | VC-155 | 5 | 971024 | 43.95 | L |
| TR200 | FATCAT | 86-87 | VC-155 | 5 | 971024 | 43.95 | L |
| XL200R | | 83-84 | VC-155 | 5 | 971024 | 43.95 | L |
| XR200 | | 80-84 | VC-155 | 5 | 971024 | 43.95 | L |
| XR200R | | 84-85 | VC-186 | 5 | 971041 | 43.95 | L |
| XR200R | | 86-88 | VC-155 | 5 | 971024 | 43.95 | L |
| XR200R | | 89 | VC-155 | 5 | 971024 | 43.95 | L |
| XR200R | | 90-91 | VC-155 | 5 | 971024 | 43.95 | L |
| XR200R | | 92 | VC-155 | 5 | 971024 | 43.95 | L |
| XR200R | | 93-02 | VC-155 | 5 | 971024 | 43.95 | L |
| CRF230F | | 03-16 | VC-1036 | 6 | 971080 | 55.95 | L |
| CRF230L | | 08-15 | VC-1013 | 5 | 971058 | 46.95 | L |
| CRF230M | | 09 | VC-1013 | 5 | 971058 | 46.95 | L |
| SL230 | | 01-04 | VC-1013 | 5 | 971058 | 46.95 | L |
| SL230 | | 97 | VC-1013 | 5 | 971058 | 46.95 | L |
| SL230 | | 98 | VC-1013 | 5 | 971058 | 46.95 | L |
| SL230 | | 99-00 | VC-1013 | 5 | 971058 | 46.95 | L |
| XL230 | MC36 | 02 | VC-1013 | 5 | 971058 | 46.95 | L |
| XR230 | MOTARD | 05-10 | VC-1013 | 5 | 971058 | 46.95 | L |
| CR250R | | 03-07 | VC-1016 | 8 | 971061 | 87.95 | L |
| CR250R | ELSINORE | 78-80 | VC-157 | 7 | 971026 | 82.95 | L |
| CR250R | | 81-82 | VC-131 | 7 | 971006 | 90.95 | L |
| CR250R | | 83 | VC-170 | 7 | 971032 | 80.95 | L |
| CR250R | | 84-86 | VC-170 | 7 | 971032 | 80.95 | L |
| CR250R | | 87-89 | VC-170 | 7 | 971032 | 80.95 | L |
| CR250R | | 90-02 | VC-1016 | 8 | 971061 | 87.95 | L |
| CRF250R | | 04-07 | VC-1028 | 8 | 971072 | 76.95 | L |
| CRF250R | | 08-15 | VC-1040 | 8 | 971084 | 77.95 | L |
| CRF250X | | 04-15 | VC-1040 | 8 | 971084 | 77.95 | L |
| NX250 | AX-1 | 89 | VC-173 | 6 | 971035 | 52.95 | L |
| XL250R | | 84-87 | VC-186 | 5 | 971041 | 43.95 | L |
| XL250S | | 78-81 | VC-152 | 4 | 971021 | 33.95 | L |
| XR250 | | 00-07 | VC-173 | 6 | 971035 | 52.95 | L |
| XR250 | | 79-80 | VC-152 | 4 | 971021 | 33.95 | L |
| XR250III | BAJA | 03 | VC-173 | 6 | 971035 | 52.95 | L |
| XR250L | | 91-96 | VC-173 | 6 | 971035 | 52.95 | L |
| XR250R | | 81-82 | VC-153 | 5 | 971022 | 41.95 | L |
| XR250R | | 84-85 | VC-186 | 5 | 971041 | 43.95 | L |
| XR250R | | 86-04 | VC-173 | 6 | 971035 | 52.95 | L |
| XR300R | | 10 | VC-191 | 6 | 971046 | 49.95 | L |
| XL350R | | 84-85 | VC-188 | 6 | 971043 | 52.95 | L |
| XR350R | | 83-84 | VC-173 | 6 | 971035 | 52.95 | L |
| XR400 | MOTARD | 05-08 | VC-1004 | 7 | 971052 | 61.95 | L |
| XR400M | SUPERMOTARD ND08/
C38E) | 06-08 | VC-1004 | 7 | 971052 | 61.95 | L |
| XR400R | | 96-06 | VC-175 | 7 | 971036 | 61.95 | L |
| XR400SM | MOTARD | 05 | VC-1004 | 7 | 971052 | 61.95 | L |
| CR450R | ELSINORE 450 | 81 | VC-131 | 7 | 971006 | 90.95 | L |
| CRF450R | | 02-10 | VC-1016 | 8 | 971061 | 87.95 | L |
| CRF450R | | 11-15 | VC-1041 | 8 | 971085 | 87.95 | L |
| CRF450X | | 05-15 | VC-1016 | 8 | 971061 | 87.95 | L |
| CR480R | | 82 | VC-131 | 7 | 971006 | 90.95 | L |
| CR480R | | 83 | VC-170 | 7 | 971032 | 80.95 | L |
| CR500R | | 84-89 | VC-170 | 7 | 971032 | 80.95 | L |
| CR500R | | 90-01 | VC-1016 | 8 | 971061 | 87.95 | L |
| XL500R | | 82 | VC-140 | 7 | 971011 | 58.95 | L |

accessories

body

handlebar & grips

cables & levers

exhaust

engine

fuel & intake

electrical & ignition

clutch

drive

bearings

brakes

steering & suspension

tires

tools & shop

CLUTCH FRICTION PLATES

| MODELS | NAME | YEAR | CLUTCH SET NO | PCS/SET | | | |
|------------------------|----------------|-------|---------------|---------|--------|--------|---|
| HONDA CONTINUED | | | | | | | |
| XL500S | | 79-81 | VC-140 | 7 | 971011 | 58.95 | L |
| XR500 | | 79-80 | VC-154 | 7 | 971023 | 57.95 | L |
| XR500R | | 81-82 | VC-154 | 7 | 971023 | 57.95 | L |
| XR500R | | 83-84 | VC-170 | 7 | 971032 | 80.95 | L |
| XL600R | | 83-87 | VC-170 | 7 | 971032 | 80.95 | L |
| XL600V | TRANSALP | 89-90 | VC-1004 | 7 | 971052 | 61.95 | L |
| XR600R | | 85-00 | VC-170 | 7 | 971032 | 80.95 | L |
| XL650 | TRASSALP | 00-07 | VC-1020 | 7 | 971065 | 70.95 | L |
| XR650L | | 93-15 | VC-1020 | 7 | 971065 | 70.95 | L |
| XR650R | | 00-07 | VC-1030 | 7 | 971074 | 62.95 | L |
| KAWASAKI | | | | | | | |
| KDX50 | | 03-06 | VC-345 | 2 | 971186 | 20.95 | L |
| KX60 | | 83-03 | VC-438 | 5 | 971246 | 39.95 | L |
| KX65 | | 00-15 | VC-438 | 5 | 971246 | 39.95 | L |
| KX65 | MONSTER ENERGY | 09 | VC-438 | 5 | 971246 | 39.95 | L |
| KD80 | MINI | 80-88 | VC-440 | 4 | 971247 | 31.95 | L |
| KDX80 | MINI | 80-81 | VC-440 | 4 | 971247 | 31.95 | L |
| KDX80 | MINI | 82-88 | VC-438 | 5 | 971246 | 39.95 | L |
| KX80 | MINI | 79-80 | VC-440 | 4 | 971247 | 31.95 | L |
| KX80 | MINI | 81-84 | VC-438 | 5 | 971246 | 39.95 | L |
| KX80 | MINI | 85-87 | VC-447 | 6 | 971251 | 46.95 | L |
| KX80 | BIG WHEEL | 87 | VC-447 | 6 | 971251 | 46.95 | L |
| KX80 | BIG WHEEL | 88-94 | VC-470 | 7 | 971263 | 88.95 | L |
| KX80 | MINI | 88-97 | VC-470 | 7 | 971263 | 88.95 | L |
| KX80 | | 98-00 | VC-190 | 6 | 971045 | 52.95 | L |
| KX85 | | 01-15 | VC-190 | 6 | 971045 | 52.95 | L |
| KX85-II | LARGE WHEEL | 08-15 | VC-190 | 6 | 971045 | 52.95 | L |
| KE100 | | 76-01 | VC-440 | 4 | 971247 | 31.95 | L |
| KM100 | | 76-81 | VC-440 | 4 | 971247 | 31.95 | L |
| KX100 | KX100 | 09-15 | VC-190 | 6 | 971045 | 52.95 | L |
| KX100 | | 95-97 | VC-470 | 7 | 971263 | 88.95 | L |
| KX100 | | 98-08 | VC-190 | 6 | 971045 | 52.95 | L |
| KL110 | KSR110 | 03-13 | VC-438 | 5 | 971246 | 39.95 | L |
| KL110 | KSR-PRO | 14-15 | VC-438 | 5 | 971246 | 39.95 | L |
| KLX110 | | 02-15 | VC-438 | 5 | 971246 | 39.95 | L |
| KLX110L | | 10-15 | VC-438 | 5 | 971246 | 39.95 | L |
| KDX125 | KDX125SR | 90-97 | VC-465 | 7 | 971260 | 103.95 | L |
| KE125 | | 76-83 | VC-420 | 5 | 971239 | 59.95 | L |
| KLX125 | KLX125 | 03-06 | VC-318 | 5 | 971169 | 39.95 | L |
| KLX125 | D-TRACKER 125 | 10-15 | VC-1043 | 5 | 971087 | 51.95 | L |
| KLX125 | KLX125 | 10-15 | VC-1043 | 5 | 971087 | 51.95 | L |
| KLX125L | | 03-06 | VC-318 | 5 | 971169 | 39.95 | L |
| KMX125 | | 86-87 | VC-190 | 6 | 971045 | 52.95 | L |
| KX125 | | 78-81 | VC-436 | 6 | 971245 | 70.95 | L |
| KX125 | | 82 | VC-436 | 6 | 971245 | 70.95 | L |
| KX125 | | 83-84 | VC-446 | 7 | 971250 | 82.95 | L |
| KX125 | | 85-87 | VC-465 | 7 | 971260 | 103.95 | L |
| KX125 | | 90-92 | VC-469 | 8 | 971262 | 115.95 | L |
| KX125 | | 94 | VC-485 | 7 | 971273 | 105.95 | L |
| KX125 | | 95-96 | VC-485 | 7 | 971273 | 105.95 | L |
| KX125 | | 97-05 | VC-488 | 7 | 971276 | 94.95 | L |
| KLX140 | KLX140 | 08-15 | VC-1013 | 5 | 971058 | 46.95 | L |
| KLX140L | KLX140L | 08-15 | VC-1013 | 5 | 971058 | 46.95 | L |
| KDX175 | | 80-82 | VC-436 | 6 | 971245 | 70.95 | L |
| KE175 | | 80-83 | VC-420 | 5 | 971239 | 59.95 | L |
| KDX200 | | 83-85 | VC-446 | 7 | 971250 | 82.95 | L |
| KDX200 | | 86-88 | VC-465 | 7 | 971260 | 103.95 | L |
| KDX200 | | 89-93 | VC-469 | 8 | 971262 | 115.95 | L |
| KDX200 | | 95-06 | VC-486 | 8 | 971274 | 69.95 | L |
| KMX200 | (MX200A/E793) | 88-90 | VC-1036 | 6 | 971080 | 55.95 | L |
| KDX220 | KDX220R | 97-05 | VC-486 | 8 | 971274 | 69.95 | L |
| KDX250 | | 80-81 | VC-451 | 6 | 971253 | 60.95 | L |
| KDX250 | | 82-84 | VC-433 | 7 | 971243 | 70.95 | L |
| KDX250 | KDX250R | 91-94 | VC-471 | 8 | 971264 | 112.95 | L |

CLUTCH FRICTION PLATES

| MODELS | NAME | YEAR | CLUTCH SET NO | PCS/SET | | | |
|---------------------------|--------------|-------|---------------|---------|--------|--------|---|
| KAWASAKI CONTINUED | | | | | | | |
| KDX250 | | 92-93 | VC-471 | 8 | 971264 | 112.95 | L |
| KL250 | SUPER SHERPA | 00-09 | VC-465 | 7 | 971260 | 103.95 | L |
| KL250 | KLR250 | 78-81 | VC-425 | 7 | 971242 | 75.95 | L |
| KL250 | KL250R | 83-84 | VC-425 | 7 | 971242 | 75.95 | L |
| KL250 | KLR250 | 85-05 | VC-422 | 6 | 971241 | 64.95 | L |
| KL250 | SUPER SHERPA | 97 | VC-465 | 7 | 971260 | 103.95 | L |
| KLX250 | | 01-04 | VC-465 | 7 | 971260 | 103.95 | L |
| KLX250 | D-TRACKER | 01-07 | VC-465 | 7 | 971260 | 103.95 | L |
| KLX250 | KLX250S | 06-07 | VC-465 | 7 | 971260 | 103.95 | L |
| KLX250 | | 08-15 | VC-465 | 7 | 971260 | 103.95 | L |
| KLX250 | D-TRACKER X | 08-15 | VC-465 | 7 | 971260 | 103.95 | L |
| KLX250 | KLX250S | 09-10 | VC-465 | 7 | 971260 | 103.95 | L |
| KLX250 | KLX250SF | 09-10 | VC-465 | 7 | 971260 | 103.95 | L |
| KLX250 | KLX250S | 12-15 | VC-465 | 7 | 971260 | 103.95 | L |
| KLX250 | | 79-80 | VC-425 | 7 | 971242 | 75.95 | L |
| KLX250 | KLX250R | 94-96 | VC-465 | 7 | 971260 | 103.95 | L |
| KLX250S | KLX250S | 11-13 | VC-465 | 7 | 971260 | 103.95 | L |
| KLX250S | TKLX250S | 14-15 | VC-465 | 7 | 971260 | 103.95 | L |
| KX250 | | 77-78 | VC-451 | 6 | 971253 | 60.95 | L |
| KX250 | | 80-81 | VC-451 | 6 | 971253 | 60.95 | L |
| KX250 | | 82 | VC-433 | 7 | 971243 | 70.95 | L |
| KX250 | | 83 | VC-433 | 7 | 971243 | 70.95 | L |
| KX250 | | 87-91 | VC-471 | 8 | 971264 | 112.95 | L |
| KX250 | | 92-08 | VC-458 | 8 | 971255 | 85.95 | L |
| KX250F | KX250F | 04-15 | VC-493 | 8 | 971281 | 115.95 | L |
| KLX300 | KLX300R | 97-07 | VC-465 | 7 | 971260 | 103.95 | L |
| KDX400 | | 79-80 | VC-451 | 6 | 971253 | 60.95 | L |
| KLX400 | KLX400SR | 03-04 | VC-395 | 8 | 971219 | 105.95 | L |
| KDX420 | | 81 | VC-451 | 6 | 971253 | 60.95 | L |
| KX420 | | 80-81 | VC-451 | 6 | 971253 | 60.95 | L |
| KDX450 | | 82 | VC-451 | 6 | 971253 | 60.95 | L |
| KLX450R | | 08-09 | VC-1016 | 8 | 971061 | 87.95 | L |
| KX450F | | 06-16 | VC-1016 | 8 | 971061 | 87.95 | L |
| KX500 | | 83-84 | VC-433 | 7 | 971243 | 70.95 | L |
| KX500 | | 87-04 | VC-471 | 8 | 971264 | 112.95 | L |
| KL600 | KLR 600 | 84-86 | VC-463 | 7 | 971259 | 76.95 | L |
| KL650 | KLR650 | 12-15 | VC-463 | 7 | 971259 | 76.95 | L |
| KL650 | KLR650 | 87-95 | VC-463 | 7 | 971259 | 76.95 | L |
| KL650 | TENGA | 89-90 | VC-463 | 7 | 971259 | 76.95 | L |
| KL650 | KLR650 | 96-11 | VC-458 | 8 | 971255 | 85.95 | L |
| KLX650 | KLX650 | 93-96 | VC-463 | 7 | 971259 | 76.95 | L |
| KLX650 | KLX650R | 93-96 | VC-463 | 7 | 971259 | 76.95 | L |
| KTM | | | | | | | |
| SX125 | | 11-15 | VC-9007 | 7 | 971290 | 125.95 | L |
| SX150 | | 09-15 | VC-9007 | 7 | 971290 | 125.95 | L |
| XC150 | | 10-15 | VC-9007 | 7 | 971290 | 125.95 | L |
| EXC200 | | 04-13 | VC-9007 | 7 | 971290 | 125.95 | L |
| XC-W200 | | 12-15 | VC-9007 | 7 | 971290 | 125.95 | L |
| EXC250 | | 04-06 | VC-9004 | 9 | 971288 | 127.95 | L |
| EXC250 | SIXDAYS | 04-06 | VC-9004 | 9 | 971288 | 127.95 | L |
| SX250 | | 05-12 | VC-9004 | 9 | 971288 | 127.95 | L |
| SX-F250 | | 12 | VC-9008 | 8 | 971291 | 143.95 | L |
| XC250 | | 06-12 | VC-9004 | 9 | 971288 | 127.95 | L |
| XC-F250 | | 12 | VC-9008 | 8 | 971291 | 143.95 | L |
| XC-F-W250 | | 12 | VC-9008 | 8 | 971291 | 143.95 | L |
| XC-W250 | | 06-12 | VC-9004 | 9 | 971288 | 127.95 | L |
| XC-W300 | | 06-12 | VC-9004 | 9 | 971288 | 127.95 | L |
| SX-F350 | DIRT RACING | 11 | VC-9003 | 9 | 971287 | 149.95 | L |
| SX-F350 | | 11-12 | VC-9003 | 9 | 971287 | 149.95 | L |
| SX-F350 | DIRT RACING | 12-15 | VC-9003 | 9 | 971287 | 149.95 | L |
| SMR450 | | 08-09 | VC-9003 | 9 | 971287 | 149.95 | L |
| SX-F450 | | 08-09 | VC-9003 | 9 | 971287 | 149.95 | L |
| SX-F450 | DIRT RACING | 09-10 | VC-9003 | 9 | 971287 | 149.95 | L |
| SX-F450 | | 10-11 | VC-9003 | 9 | 971287 | 149.95 | L |
| SX-F450 | DIRT RACING | 11-12 | VC-9003 | 9 | 971287 | 149.95 | L |
| SX-F450 | | 12 | VC-9003 | 9 | 971287 | 149.95 | L |

- accessories
- body
- handlebar & grips
- cables & levers
- exhaust
- engine
- fuel & intake
- electrical & ignition
- clutch**
- drive
- bearings
- brakes
- steering & suspension
- tires
- tools & shop

CLUTCH FRICTION PLATES

| MODELS | NAME | YEAR | CLUTCH SET NO | PCS/SET | | | |
|---------------------------|--------------|-------|---------------|---------|--------|--------|---|
| KAWASAKI CONTINUED | | | | | | | |
| SX-F450 | DIRT RACING | 13-15 | VC-9003 | 9 | 971287 | 149.95 | L |
| XC-F505 | | 09 | VC-9003 | 9 | 971287 | 149.95 | L |
| XC-F505 | DIRT RACING | 09 | VC-9003 | 9 | 971287 | 149.95 | L |
| XC-F505 | | 10 | VC-9003 | 9 | 971287 | 149.95 | L |
| XC-F505 | DIRT RACING | 10-11 | VC-9003 | 9 | 971287 | 149.95 | L |
| XC-F505 | | 11 | VC-9003 | 9 | 971287 | 149.95 | L |
| XC-F505 | DIRT RACING | 12 | VC-9003 | 9 | 971287 | 149.95 | L |
| XC-F505 | | 12 | VC-9003 | 9 | 971287 | 149.95 | L |
| XC-F505 | DIRT RACING | 13 | VC-9003 | 9 | 971287 | 149.95 | L |
| XC-F505 | | 13-14 | VC-9003 | 9 | 971287 | 149.95 | L |
| XC-F505 | DIRT RACING | 14-15 | VC-9003 | 9 | 971287 | 149.95 | L |
| XC-F505 | | 15 | VC-9003 | 9 | 971287 | 149.95 | L |
| SXC625 | | 04-05 | VC-9005 | 8 | 971289 | 120.95 | L |
| ADVENTURE 950 | | 04-05 | VC-9001 | 11 | 971285 | 203.95 | L |
| SUPER ENDURO 950R | | 06-09 | VC-9001 | 11 | 971285 | 203.95 | L |
| SUPERMOTO 950R | | 07 | VC-9001 | 11 | 971285 | 203.95 | L |
| SUZUKI | | | | | | | |
| JR50 | MINI | 80-06 | VC-345 | 2 | 971186 | 20.95 | L |
| RM50 | MINI | 80 | VC-328 | 3 | 971174 | 23.95 | L |
| TS50XK | | 91 | VC-388 | 3 | 971212 | 29.95 | L |
| RM60 | | 03 | VC-438 | 5 | 971246 | 39.95 | L |
| RM60 | MINI | 80-83 | VC-318 | 5 | 971169 | 39.95 | L |
| RM65 | | 03-05 | VC-438 | 5 | 971246 | 39.95 | L |
| DS80 | MINI | 80-00 | VC-340 | 4 | 971183 | 31.95 | L |
| JR80 | | 01-07 | VC-340 | 4 | 971183 | 31.95 | L |
| RM80 | MINI | 80-81 | VC-318 | 5 | 971169 | 39.95 | L |
| RM80 | MINI | 82-83 | VC-340 | 4 | 971183 | 31.95 | L |
| RM80 | MINI | 84-85 | VC-318 | 5 | 971169 | 39.95 | L |
| RM80 | MINI | 86-88 | VC-366 | 5 | 971199 | 65.95 | L |
| RM80 | MINI | 89-01 | VC-318 | 5 | 971169 | 39.95 | L |
| RM85 | | 02-15 | VC-318 | 5 | 971169 | 39.95 | L |
| RM85L | | 02-15 | VC-318 | 5 | 971169 | 39.95 | L |
| DR100 | | 83-90 | VC-318 | 5 | 971169 | 39.95 | L |
| DS100 | | 80-81 | VC-318 | 5 | 971169 | 39.95 | L |
| RM100 | CONTENDER | 80-81 | VC-355 | 6 | 971191 | 47.95 | L |
| SP100 | | 83 | VC-318 | 5 | 971169 | 39.95 | L |
| TS100 | NONCHO | 73-81 | VC-337 | 5 | 971181 | 42.95 | L |
| DR-Z110 | | 03-05 | VC-438 | 5 | 971246 | 39.95 | L |
| DR125 | | 82-88 | VC-318 | 5 | 971169 | 39.95 | L |
| DR125SE | | 87 | VC-318 | 5 | 971169 | 39.95 | L |
| DR125SE | JEBEL 125 | 94-96 | VC-318 | 5 | 971169 | 39.95 | L |
| DR-Z125 | | 03-14 | VC-318 | 5 | 971169 | 39.95 | L |
| DR-Z125L | | 03-15 | VC-318 | 5 | 971169 | 39.95 | L |
| DS125 | | 80-81 | VC-318 | 5 | 971169 | 39.95 | L |
| RM125 | | 03-09 | VC-493 | 8 | 971281 | 115.95 | L |
| RM125 | | 80 | VC-355 | 6 | 971191 | 47.95 | L |
| RM125 | | 81-85 | VC-358 | 7 | 971193 | 55.95 | L |
| RM125 | | 86-87 | VC-355 | 6 | 971191 | 47.95 | L |
| RM125 | | 88-91 | VC-346 | 8 | 971187 | 83.95 | L |
| RM125 | | 92-02 | VC-389 | 8 | 971213 | 95.95 | L |
| SP125 | | 86-88 | VC-318 | 5 | 971169 | 39.95 | L |
| TS125 | DUSTER | 74-81 | VC-337 | 5 | 971181 | 42.95 | L |
| TS125R | | 89-97 | VC-355 | 6 | 971191 | 47.95 | L |
| PE175 | ENDURO | 80-84 | VC-358 | 7 | 971193 | 55.95 | L |
| RS175 | | 80-82 | VC-358 | 7 | 971193 | 55.95 | L |
| DS185 | | 80 | VC-355 | 6 | 971191 | 47.95 | L |
| TS185 | SIERRA | 80-81 | VC-355 | 6 | 971191 | 47.95 | L |
| DF200E | | 97-99 | VC-355 | 6 | 971191 | 47.95 | L |
| DR200 | | 86-88 | VC-355 | 6 | 971191 | 47.95 | L |
| DR200SE | JEBEL 200 | 96-13 | VC-355 | 6 | 971191 | 47.95 | L |
| SP200 | | 86-88 | VC-355 | 6 | 971191 | 47.95 | L |
| DR250 | | 90-93 | VC-383 | 7 | 971207 | 86.95 | L |
| DR250RX | DJEBEL 250XC | 00-03 | VC-1004 | 7 | 971052 | 61.95 | L |
| DR250RX | DJEBEL 250XC | 03-05 | VC-1004 | 7 | 971052 | 61.95 | L |
| DR250RX | DJEBEL 250XC | 96-98 | VC-1004 | 7 | 971052 | 61.95 | L |

CLUTCH FRICTION PLATES

| MODELS | NAME | YEAR | CLUTCH SET NO | PCS/SET | | | |
|-------------------------|-------------------|-------|---------------|---------|--------|--------|---|
| SUZUKI CONTINUED | | | | | | | |
| DR250RXG | DJEBEL 250GP SVER | 98-99 | VC-1004 | 7 | 971052 | 61.95 | L |
| DR250RXG | DJEBEL 250GP SVER | 99-00 | VC-1004 | 7 | 971052 | 61.95 | L |
| DR250RXGL | DJEBEL 250GP SVER | 98 | VC-1004 | 7 | 971052 | 61.95 | L |
| DR250RXL | DJEBEL 250XC | 96-98 | VC-1004 | 7 | 971052 | 61.95 | L |
| DR250S | | 86 | VC-343 | 5 | 971184 | 65.95 | L |
| DR250S | | 90-92 | VC-383 | 7 | 971207 | 86.95 | L |
| DR250SE | | 93-94 | VC-383 | 7 | 971207 | 86.95 | L |
| DR-Z250 | | 01-07 | VC-1004 | 7 | 971052 | 61.95 | L |
| PE250 | ENDURO | 80-81 | VC-331 | 5 | 971176 | 59.95 | L |
| RM250 | CHAMPION | 03-05 | VC-398 | 8 | 971222 | 107.95 | L |
| RM250 | CHAMPION | 06-09 | VC-3007 | 8 | 971231 | 107.95 | L |
| RM250 | CHAMPION | 76-78 | VC-331 | 5 | 971176 | 59.95 | L |
| RM250 | CHAMPION | 80-85 | VC-331 | 5 | 971176 | 59.95 | L |
| RM250 | CHAMPION | 86-87 | VC-373 | 6 | 971202 | 85.95 | L |
| RM250 | CHAMPION | 88-91 | VC-365 | 8 | 971198 | 98.95 | L |
| RM250 | CHAMPION | 92-93 | VC-387 | 9 | 971211 | 104.95 | L |
| RM250 | CHAMPION | 94-95 | VC-365 | 8 | 971198 | 98.95 | L |
| RM250 | CHAMPION | 96-02 | VC-458 | 8 | 971255 | 85.95 | L |
| RM250XC | CHAMPION | 09 | VC-3007 | 8 | 971231 | 107.95 | L |
| RMX250 | | 89-91 | VC-365 | 8 | 971198 | 98.95 | L |
| RMX250 | | 92-93 | VC-387 | 9 | 971211 | 104.95 | L |
| RMX250 | | 94-00 | VC-365 | 8 | 971198 | 98.95 | L |
| RM-Z250 | | 04-16 | VC-493 | 8 | 971281 | 115.95 | L |
| RS250 | | 80-81 | VC-331 | 5 | 971176 | 59.95 | L |
| SP250 | | 82-83 | VC-343 | 5 | 971184 | 65.95 | L |
| SP250 | | 85 | VC-343 | 5 | 971184 | 65.95 | L |
| DR350 | | 90-00 | VC-383 | 7 | 971207 | 86.95 | L |
| DR350S | | 90-93 | VC-383 | 7 | 971207 | 86.95 | L |
| DR350SE | | 94-99 | VC-383 | 7 | 971207 | 86.95 | L |
| DR400 | | 80 | VC-332 | 6 | 971177 | 70.95 | L |
| DR400S | | 80-81 | VC-332 | 6 | 971177 | 70.95 | L |
| DR-Z400 | | 00-06 | VC-395 | 8 | 971219 | 105.95 | L |
| DR-Z400E | | 00-07 | VC-395 | 8 | 971219 | 105.95 | L |
| DR-Z400S | | 00-15 | VC-395 | 8 | 971219 | 105.95 | L |
| DR-Z400SM | | 05-15 | VC-395 | 8 | 971219 | 105.95 | L |
| DR-Z400SMZ | | 07 | VC-395 | 8 | 971219 | 105.95 | L |
| PE400 | ENDURO | 80-81 | VC-332 | 6 | 971177 | 70.95 | L |
| RM400 | | 80 | VC-332 | 6 | 971177 | 70.95 | L |
| SP400 | | 80 | VC-332 | 6 | 971177 | 70.95 | L |
| RM-X450 | | 05-15 | VC-398 | 8 | 971222 | 107.95 | L |
| RM-X450Z | | 10-15 | VC-398 | 8 | 971222 | 107.95 | L |
| RM-Z450 | | 05-16 | VC-398 | 8 | 971222 | 107.95 | L |
| RM465 | APACHE | 81-82 | VC-336 | 8 | 971180 | 94.95 | L |
| DR500 | | 81-83 | VC-344 | 6 | 971185 | 72.95 | L |
| RM500 | | 83-84 | VC-336 | 8 | 971180 | 94.95 | L |
| SP500 | | 81-83 | VC-344 | 6 | 971185 | 72.95 | L |
| SP600 | | 85 | VC-344 | 6 | 971185 | 72.95 | L |
| DR650R | | 90-91 | VC-384 | 7 | 971208 | 85.95 | L |
| DR650RSE | | 91 | VC-373 | 6 | 971202 | 85.95 | L |
| DR650S | | 90-93 | VC-384 | 7 | 971208 | 85.95 | L |
| DR650SE | | 94-95 | VC-384 | 7 | 971208 | 85.95 | L |
| DR650SE | | 96-15 | VC-379 | 8 | 971203 | 96.95 | L |
| DR750S | BIG(SR41B/E777) | 88 | VC-379 | 8 | 971203 | 96.95 | L |
| YAMAHA | | | | | | | |
| DT50LC | | 88-90 | VC-206 | 3 | 971089 | 22.95 | L |
| TT-R50E | | 06-15 | VC-102 | 2 | 971000 | 10.95 | L |
| YZ50 | | 80 | VC-206 | 3 | 971089 | 22.95 | L |
| YZ60 | MINI | 81-83 | VC-265 | 4 | 971110 | 31.95 | L |
| DT80 | | 81-83 | VC-206 | 3 | 971089 | 22.95 | L |
| MX80 | MINI | 81-82 | VC-206 | 3 | 971089 | 22.95 | L |
| PW80 | Y-ZINGER MINI | 93-10 | VC-278 | 6 | 971120 | 49.95 | L |
| YZ80 | COMPETITION | 80 | VC-243 | 4 | 971098 | 30.95 | L |
| YZ80 | COMPETITION | 81-85 | VC-266 | 5 | 971111 | 39.95 | L |
| YZ80 | COMPETITION | 86-94 | VC-288 | 6 | 971128 | 58.95 | L |
| YZ80 | COMPETITION | 95-01 | VC-2014 | 7 | 971148 | 54.95 | L |
| YZ85 | | 02-15 | VC-2014 | 7 | 971148 | 54.95 | L |

- accessories
- body
- handlebar & grips
- cables & levers
- exhaust
- engine
- fuel & intake
- electrical & ignition
- clutch**
- drive
- bearings
- brakes
- steering & suspension
- tires
- tools & shop

CLUTCH FRICTION PLATES

| MODELS | NAME | YEAR | CLUTCH SET NO | PCS/SET | | | |
|-------------------------|-------------|-------|---------------|---------|--------|--------|---|
| YAMAHA CONTINUED | | | | | | | |
| TT-R90 | | 00-07 | VC-2019 | 5 | 971153 | 35.95 | L |
| TT-R90E | | 03-07 | VC-2019 | 5 | 971153 | 35.95 | L |
| DT100 | | 80-83 | VC-254 | 5 | 971106 | 38.95 | L |
| MX100 | | 80-83 | VC-254 | 5 | 971106 | 38.95 | L |
| RT100 | | 92-00 | VC-254 | 5 | 971106 | 38.95 | L |
| YZ100 | | 80-82 | VC-229 | 5 | 971093 | 54.95 | L |
| TT-R110E | | 08-15 | VC-2019 | 5 | 971153 | 35.95 | L |
| DT125 | | 80-81 | VC-236 | 5 | 971096 | 62.95 | L |
| DT125LC | (10V 26F) | 82 | VC-299 | 6 | 971136 | 46.95 | L |
| IT125 | | 80-81 | VC-229 | 5 | 971093 | 54.95 | L |
| TT-R125 | | 00-04 | VC-254 | 5 | 971106 | 38.95 | L |
| TT-R125E | | 04-09 | VC-254 | 5 | 971106 | 38.95 | L |
| TT-R125L | | 00-08 | VC-254 | 5 | 971106 | 38.95 | L |
| TT-R125LE | | 04-15 | VC-254 | 5 | 971106 | 38.95 | L |
| TT-R125LW | | 00 | VC-254 | 5 | 971106 | 38.95 | L |
| TW125 | | 99-04 | VC-229 | 5 | 971093 | 54.95 | L |
| TY125 | | 80 | VC-229 | 5 | 971093 | 54.95 | L |
| XT125 | | 82-83 | VC-256 | 4 | 971107 | 43.95 | L |
| YZ125 | COMPETITION | 80-81 | VC-229 | 5 | 971093 | 54.95 | L |
| YZ125 | COMPETITION | 88-90 | VC-2004 | 7 | 971141 | 87.95 | L |
| YZ125 | COMPETITION | 91-92 | VC-2007 | 7 | 971143 | 72.95 | L |
| YZ125 | COMPETITION | 93-16 | VC-2011 | 8 | 971146 | 77.95 | L |
| DT175 | | 80-81 | VC-245 | 6 | 971100 | 74.95 | L |
| IT175 | RACER | 80-83 | VC-235 | 6 | 971095 | 65.95 | L |
| RT180 | | 90-93 | VC-245 | 6 | 971100 | 74.95 | L |
| RT180 | | 95-98 | VC-245 | 6 | 971100 | 74.95 | L |
| BW200 | BIG WHEEL | 85-86 | VC-290 | 5 | 971130 | 56.95 | L |
| BW200E | BIG WHEEL | 86-88 | VC-290 | 5 | 971130 | 56.95 | L |
| IT200 | COMPETITION | 86 | VC-235 | 6 | 971095 | 65.95 | L |
| TW200 | TRAILWAY | 87-15 | VC-229 | 5 | 971093 | 54.95 | L |
| TW200E | TRAILWAY | 98 | VC-229 | 5 | 971093 | 54.95 | L |
| XT200 | | 83 | VC-229 | 5 | 971093 | 54.95 | L |
| TT225 | | 86-87 | VC-292 | 6 | 971131 | 67.95 | L |
| TT225 | | 99 | VC-292 | 6 | 971131 | 67.95 | L |
| TT-R225 | | 99-04 | VC-292 | 6 | 971131 | 67.95 | L |
| TW225E | | 02-07 | VC-229 | 5 | 971093 | 54.95 | L |
| XT225 | SEROW | 01-07 | VC-235 | 6 | 971095 | 65.95 | L |
| XT225 | SEROW | 92-00 | VC-292 | 6 | 971131 | 67.95 | L |
| XT225WE | SEROW | 02-03 | VC-235 | 6 | 971095 | 65.95 | L |
| TT-R230 | | 05-15 | VC-292 | 6 | 971131 | 67.95 | L |
| IT250 | | 80 | VC-250 | 5 | 971103 | 55.95 | L |
| IT250 | | 81-82 | VC-281 | 7 | 971123 | 77.95 | L |
| IT250 | | 83 | VC-269 | 7 | 971113 | 82.95 | L |
| TT250 | | 80-82 | VC-267 | 6 | 971112 | 67.95 | L |
| TT-R250 | | 99-06 | VC-2007 | 7 | 971143 | 72.95 | L |
| WR250F | | 01-02 | VC-2021 | 9 | 971155 | 84.95 | L |
| WR250F | | 04-15 | VC-2021 | 9 | 971155 | 84.95 | L |
| WR250R | | 11-15 | VC-2007 | 7 | 971143 | 72.95 | L |
| WR250X | | 11-15 | VC-2007 | 7 | 971143 | 72.95 | L |
| WR250Z | | 91-93 | VC-2005 | 7 | 971142 | 73.95 | L |
| WR250Z | | 94-98 | VC-280 | 8 | 971122 | 113.95 | L |
| XG250 | TRICKER | 14-15 | VC-2031 | 6 | 971164 | 62.95 | L |
| XG250 | TRICKER | 15 | VC-2031 | 6 | 971164 | 62.95 | L |
| XT250 | SEROW 250 | 09-15 | VC-2031 | 6 | 971164 | 62.95 | L |
| XT250 | | 80-83 | VC-267 | 6 | 971112 | 67.95 | L |
| XT250 | | 84 | VC-276 | 5 | 971119 | 55.95 | L |
| XT250X | | 08-15 | VC-2031 | 6 | 971164 | 62.95 | L |
| YZ250 | COMPETITION | 80 | VC-244 | 6 | 971099 | 66.95 | L |
| YZ250 | COMPETITION | 81 | VC-281 | 7 | 971123 | 77.95 | L |
| YZ250 | COMPETITION | 82-84 | VC-273 | 6 | 971116 | 70.95 | L |
| YZ250 | COMPETITION | 85-87 | VC-269 | 7 | 971113 | 82.95 | L |
| YZ250 | COMPETITION | 88-92 | VC-2005 | 7 | 971142 | 73.95 | L |
| YZ250 | COMPETITION | 93-16 | VC-280 | 8 | 971122 | 113.95 | L |
| YZ250F | COMPETITION | 01-16 | VC-2021 | 9 | 971155 | 84.95 | L |
| YZ250FX | | 15 | VC-2021 | 9 | 971155 | 84.95 | L |

CLUTCH FRICTION PLATES

| MODELS | NAME | YEAR | CLUTCH SET NO | PCS/SET | | | |
|-------------------------|-------------|-------|---------------|---------|--------|--------|---|
| YAMAHA CONTINUED | | | | | | | |
| YZ250WR | COMPETITION | 90 | VC-2005 | 7 | 971142 | 73.95 | L |
| TT350 | | 86-87 | VC-287 | 7 | 971127 | 76.95 | L |
| TY350 | | 85-86 | VC-273 | 6 | 971116 | 70.95 | L |
| XT350 | | 85-00 | VC-287 | 7 | 971127 | 76.95 | L |
| WR400F | | 98-00 | VC-2015 | 8 | 971149 | 78.95 | L |
| YZ400F | | 98-99 | VC-2015 | 8 | 971149 | 78.95 | L |
| IT425 | | 80 | VC-281 | 7 | 971123 | 77.95 | L |
| WR426F | | 01-02 | VC-2020 | 9 | 971154 | 86.95 | L |
| YZ426F | | 00 | VC-2018 | 9 | 971152 | 94.95 | L |
| YZ426F | | 01-02 | VC-2020 | 9 | 971154 | 86.95 | L |
| WR450F | | 04 | VC-2018 | 9 | 971152 | 94.95 | L |
| WR450F | | 05-15 | VC-280 | 8 | 971122 | 113.95 | L |
| YZ450F | | 03-06 | VC-2018 | 9 | 971152 | 94.95 | L |
| YZ450F | | 07-16 | VC-280 | 8 | 971122 | 113.95 | L |
| YZ465 | | 80-81 | VC-281 | 7 | 971123 | 77.95 | L |
| IT490 | | 83-84 | VC-269 | 7 | 971113 | 82.95 | L |
| YZ490 | | 82-90 | VC-269 | 7 | 971113 | 82.95 | L |
| WR500Z | | 92-93 | VC-269 | 7 | 971113 | 82.95 | L |
| XT500 | | 81-82 | VC-228 | 8 | 971092 | 78.95 | L |
| XT500 | | 83 | VC-275 | 8 | 971118 | 78.95 | L |
| XT550 | | 82 | VC-257 | 8 | 971108 | 78.95 | L |
| TT600 | | 83-86 | VC-275 | 8 | 971118 | 78.95 | L |
| XT600 | | 84-89 | VC-275 | 8 | 971118 | 78.95 | L |
| XT600E | | 90-95 | VC-275 | 8 | 971118 | 78.95 | L |



CLUTCH STEEL PLATES

| MODELS | NAME | YEAR | YEAR CODE | SET Q'TY | STEEL CLUTCH PLATE SET | | |
|--------------|----------|-------|-----------|----------|------------------------|-------|---|
| HONDA | | | | | | | |
| CR60R | (DE01) | 83-84 | D,E | 3 | 983952 | 20.95 | L |
| CR80R | | 80-83 | | 3 | 983952 | 20.95 | L |
| CR80R | | 85-87 | | 4 | 971296 | 18.95 | L |
| CR80R | | 90-02 | | 4 | 983953 | 27.95 | L |
| CR80RB | | 00-02 | | 4 | 983953 | 27.95 | L |
| CRF80F | | 04-15 | | 2 | 983951 | 13.95 | L |
| XL80S | | 80-85 | | 2 | 983951 | 13.95 | L |
| XR80 | | 79-84 | | 2 | 983951 | 13.95 | L |
| XR80R | | 85-88 | | 2 | 983951 | 13.95 | L |
| XR80R | | 90 | | 2 | 983951 | 13.95 | L |
| XR80R | | 91 | | 2 | 983951 | 13.95 | L |
| XR80R | | 93-03 | | 2 | 983951 | 13.95 | L |
| CR85R | | 03-07 | | 4 | 983953 | 27.95 | L |
| CR85RB | Expert | 03-07 | | 4 | 983953 | 27.95 | L |
| CRF100F | | 04-13 | | 3 | 983952 | 20.95 | L |
| XL100S | | 79-85 | | 3 | 983952 | 20.95 | L |
| XR100 | | 81-84 | | 3 | 983952 | 20.95 | L |
| XR100R | | 85-03 | | 3 | 983952 | 20.95 | L |
| CR125R | | 00-04 | | 7 | 971346 | 67.95 | L |
| CR125R | | 05-06 | | 7 | 971346 | 67.95 | L |
| CR125R | Elsinore | 81 | | 5 | 971297 | 21.95 | L |
| CR125R | | 83-85 | | 5 | 971298 | 48.95 | L |
| CR125R | | 86 | | 6 | 971299 | 58.95 | L |
| CR125R | | 87-99 | | 6 | 971299 | 58.95 | L |
| XL125S | | 79-85 | | 4 | 983953 | 27.95 | L |
| CRF150R | | 06 | | 5 | 971358 | 27.95 | L |
| CRF150R | | 07-09 | | 5 | 971358 | 27.95 | L |
| CRF150R | | 10-15 | | 5 | 971358 | 27.95 | L |
| CRF150RB | | 07 | | 5 | 971358 | 27.95 | L |
| CRF150RB | | 08-09 | | 5 | 971358 | 27.95 | L |
| CRF150RB | | 10-15 | | 5 | 971358 | 27.95 | L |
| CRF150RII | | 06-09 | | 5 | 971358 | 27.95 | L |

- accessories
- body
- handlebar & grips
- cables & levers
- exhaust
- engine
- fuel & intake
- electrical & ignition
- clutch**
- drive
- bearings
- brakes
- steering & suspension
- tires
- tools & shop

CLUTCH STEEL PLATES

| MODELS | NAME | YEAR | YEAR CODE | SET Q'TY | STEEL CLUTCH PLATE SET | |
|------------------------|----------------|-------|---|----------|------------------------|---------|
| HONDA CONTINUED | | | | | | |
| CRF150RII | | 13-15 | | 5 | 971358 | 27.95 L |
| XL185S | | 79-83 | | 4 | 983953 | 27.95 L |
| DF200E | | 98-00 | V,W,Y | 4 | 983953 | 27.95 L |
| XL200R | | 83-84 | | 4 | 983953 | 27.95 L |
| XR200 | | 80-84 | | 4 | 983953 | 27.95 L |
| XR200R | | 84-85 | | 4 | 971300 | 26.95 L |
| XR200R | | 86-88 | | 4 | 983953 | 27.95 L |
| XR200R | | 89 | | 4 | 983953 | 27.95 L |
| XR200R | | 90-91 | | 4 | 983953 | 27.95 L |
| XR200R | | 92 | | 4 | 983953 | 27.95 L |
| XR200R | | 93-02 | | 4 | 983953 | 27.95 L |
| CRF230L | | 08-15 | | 4 | 983953 | 27.95 L |
| CRF230M | | 09 | | 4 | 983953 | 27.95 L |
| CR250R | | 03-07 | | 7 | 971336 | 75.95 L |
| CR250R | Elsinore | 78-80 | | 7 | 971330 | 54.95 L |
| CR250R | | 81-83 | | 6 | 971313 | 34.95 L |
| CR250R | | 84-86 | | 6 | 971308 | 68.95 L |
| CR250R | | 87-89 | | 6 | 971308 | 68.95 L |
| CR250R | | 90-93 | | 7 | 971309 | 79.95 L |
| CR250R | | 94-02 | | 7 | 971336 | 75.95 L |
| CRF250R | | 04-15 | | 7 | 971355 | 45.95 L |
| CRF250X | | 04-15 | | 7 | 971355 | 45.95 L |
| NX250 | AX-1 | 88-90 | | 5 | 971301 | 32.95 L |
| XL250R | | 82-83 | | 4 | 971328 | 31.95 L |
| XL250R | | 84-87 | | 4 | 971300 | 26.95 L |
| XL250S | | 80-81 | | 3 | 971327 | 23.95 L |
| XR250 | | 80 | | 3 | 971327 | 23.95 L |
| XR250L | | 91-96 | | 5 | 971301 | 32.95 L |
| XR250R | | 81-82 | | 4 | 971328 | 31.95 L |
| XR250R | | 84-85 | | 4 | 971300 | 26.95 L |
| XR250R | | 86-04 | | 5 | 971301 | 32.95 L |
| XR300R | | 10 | | 5 | 971301 | 32.95 L |
| XL350R | | 84-85 | | 5 | 971301 | 32.95 L |
| XR350R | | 83-85 | | 5 | 971301 | 32.95 L |
| XR400R | | 96-06 | | 6 | 983954 | 43.95 L |
| CR450R | Elsinore 450 | 81 | | 6 | 971313 | 34.95 L |
| CR480R | | 82 | | 6 | 971313 | 34.95 L |
| CR480R | | 83 | | 6 | 971307 | 54.95 L |
| CR500R | | 84-89 | | 6 | 971308 | 68.95 L |
| CR500R | | 90-01 | | 7 | 971309 | 79.95 L |
| XL500R | | 82 | | 6 | 971306 | 19.95 L |
| XL500S | | 79-81 | | 6 | 971306 | 19.95 L |
| XR500 | | 79-80 | | 6 | 971306 | 19.95 L |
| XR500R | | 81-82 | | 6 | 971306 | 19.95 L |
| XR500R | | 83-84 | | 6 | 971307 | 54.95 L |
| XL600R | | 83-87 | | 6 | 971307 | 54.95 L |
| XL600V | Transalp | 89-90 | | 6 | 971305 | 34.95 L |
| XR600R | | 85-00 | | 6 | 971307 | 54.95 L |
| XR650L | | 98-15 | | 6 | 971307 | 54.95 L |
| XR650R | | 00-07 | | 6 | 971307 | 54.95 L |
| KAWASAKI | | | | | | |
| KX60 | | 83-84 | A1,A2 | 4 | 971417 | 23.95 L |
| KX60 | | 89-03 | B5,B6,B7,B8,B9,B10,B11,B12,B13,B14,B15,B16,B17,B18,B19 | 4 | 971417 | 23.95 L |
| KX65 | | 00 | A1 | 4 | 971442 | 25.95 L |
| KX65 | | 02-15 | A3,A4,A5,A6,A6F,A7F,B7F,A8F,A9F,AAF,ABF,ACF,ADF,AEF,AFF | 4 | 971442 | 25.95 L |
| KX65 | Monster Energy | 09 | A9FA | 4 | 971442 | 25.95 L |
| KD80 | Mini | 80-90 | M1,M2,M3,M4,M5,M6,M7,M8,N1,N2,N3 | 3 | 971416 | 17.95 L |
| KDX80 | Mini | 80-81 | A1,A2 | 3 | 971416 | 17.95 L |
| KDX80 | Mini | 82-88 | B2,B3,C1,C2,C3,C4,C5 | 4 | 971417 | 23.95 L |
| KX80 | Mini | 79-80 | A1,A2 | 3 | 971416 | 17.95 L |
| KX80 | Mini | 81-84 | C1,C2,E1,E2 | 4 | 971417 | 23.95 L |

CLUTCH STEEL PLATES

| MODELS | NAME | YEAR | YEAR CODE | SET Q'TY | STEEL CLUTCH PLATE SET | |
|---------------------------|--------------|-------|---|----------|------------------------|---------|
| KAWASAKI CONTINUED | | | | | | |
| KX80 | Mini | 85-87 | E3,G1,G2 | 5 | 971418 | 29.95 L |
| KX80 | Big Wheel | 87 | J2 | 5 | 971418 | 29.95 L |
| KX80 | Big Wheel | 88-90 | N1,N2,N3 | 6 | 971419 | 34.95 L |
| KX80 | Mini | 88-90 | L1,L2,L3 | 6 | 971419 | 34.95 L |
| KX80 | Big Wheel | 91-94 | T1,T2,T3,T4 | 5 | 971418 | 29.95 L |
| KX80 | Mini | 91-97 | R1,R2,R3,R4,R5,R6,R7 | 5 | 971418 | 29.95 L |
| KX80 | | 98-00 | W1,W2,W3 | 5 | 971441 | 30.95 L |
| KX85 | | 01-15 | A1,A2,A3,A4,A5,A6F,A7F,A8F,A9F,A9FA,AAF,ABF,ACF,ADF,C EF,CFF | 5 | 971441 | 30.95 L |
| KX85-II | Large Wheel | 08-15 | B8F,B9F,B9FA,AA,AB,BB,AC,AD,DEF,DFE | 5 | 971441 | 30.95 L |
| KE100 | | 82-01 | B1,B2,B3,B4,B5,B6,B7,B8,B9,B10,B11,B12,B13,B14,B15,B16,B17,B18,B19,B20 | 3 | 971416 | 17.95 L |
| KM100 | | 76-81 | A1,A2,A3,A4,A6,A7 | 3 | 971416 | 17.95 L |
| KX100 | KX100 | 09-15 | D9F/D9FA,DAF,DBF,DCF,DDF,EDF,FEF,FFF | 5 | 971441 | 30.95 L |
| KX100 | | 95-97 | B5,B6,B7 | 5 | 971418 | 29.95 L |
| KX100 | | 98-08 | C1,C2,C3,D1,D2,D3,D4,D5,D6F,D7F,D8F | 5 | 971441 | 30.95 L |
| KL110 | KSR110 | 06-13 | A6F,A6FA,A7F,A8F,A9F,AAF,ABF,ACF,ADF,DDF | 4 | 971442 | 25.95 L |
| KL110 | KSR-PRO | 14-15 | EEF,EFF | 4 | 971442 | 25.95 L |
| KLX110 | | 02-15 | A1,A2,A3,A4,A6F,A7F,A8F,A9F,CAF,CBF,CCF,CDF,CEF,DEF | 4 | 971442 | 25.95 L |
| KLX110L | | 10-15 | DAF,DBF,DCF,DDF,DEF,DFE | 4 | 971442 | 25.95 L |
| KE125 | | 76-83 | A3,A4,A5,A6,A7,A8,A9,A10 | 4 | 971399 | 25.95 L |
| KLX125 | KLX125 | 03-06 | A1,A2,A3,A6F | 4 | 971363 | 25.95 L |
| KLX125L | | 03-06 | B1,B2,B3,B6F | 4 | 971363 | 25.95 L |
| KX125 | | 78-81 | A4,A5,A6,A7 | 5 | 971400 | 31.95 L |
| KX125 | | 83 | B2 | 6 | 971401 | 37.95 L |
| KX125 | | 85-87 | D1,E1,E2 | 6 | 971430 | 45.95 L |
| KX125 | | 90-91 | H1,H2 | 7 | 971431 | 53.95 L |
| KX125 | | 92 | J1 | 7 | 971436 | 52.95 L |
| KX125 | | 93 | J2 | 7 | 971433 | 40.95 L |
| KX125 | | 94-05 | K1,K2,K3,K4,K5,L1,L2,L3,L4,M1,M2,M3 | 6 | 983958 | 40.95 L |
| KDX175 | | 80-82 | A1,A2,A3 | 5 | 971400 | 31.95 L |
| KE175 | | 80-83 | D2,D3,D4,D5 | 4 | 971399 | 25.95 L |
| KDX200 | | 86-87 | C1,C2 | 6 | 971425 | 25.95 L |
| KDX200 | | 88 | C3 | 6 | 971430 | 45.95 L |
| KDX200 | | 89-94 | E1,E2,E3,E4,E5,E6 | 6 | 971425 | 25.95 L |
| KDX200 | | 95-06 | H1,H2,H3,H4,H5,H6,H7,H8,H9,H10,H11,H6F | 7 | 971428 | 31.95 L |
| KDX220 | KDX220R | 97-05 | A4,A5,A6,A7,A8,A9,A10,A11,A12 | 7 | 971428 | 31.95 L |
| KDX250 | | 82-84 | B2,B3,B4 | 6 | 971420 | 40.95 L |
| KDX250 | KDX250R | 91-94 | D1,D2,D3,D4 | 7 | 971435 | 37.95 L |
| KDX250 | | 92-93 | F2,F3 | 7 | 971435 | 37.95 L |
| KL250 | Super Sherpa | 00-04 | G4,G5,G6,G7,G8 | 6 | 971437 | 35.95 L |
| KL250 | Super Sherpa | 06-09 | H6F,H7F,H8,G9F | 6 | 971437 | 35.95 L |
| KL250 | KLR250 | 78-82 | A1/A1A,A2,A3,A4,A5 | 6 | 983958 | 40.95 L |
| KL250 | KL250R | 83-84 | C1,C2 | 6 | 983958 | 40.95 L |
| KL250 | KLR250 | 85-05 | D2,D3,D4,D5,D6,D7,D8,D9,D10,D11,D12,D13,D14,D15,D16,D17,D18,D19,D20,D21,D22 | 5 | 971426 | 31.95 L |
| KLX250 | D-Tracker | 06-07 | M6,M7 | 6 | 971437 | 35.95 L |
| KLX250 | KLX250S | 06-07 | H6,H7 | 6 | 971437 | 35.95 L |
| KLX250 | | 08-09 | S8F,S9F | 6 | 971437 | 35.95 L |
| KLX250 | D-Tracker X | 08-15 | V8F,V9F,VAF,VBF,VCF,VDF,VEF,VFF | 6 | 971437 | 35.95 L |
| KLX250 | KLX250S | 09-10 | T9F,SAF | 6 | 971437 | 35.95 L |
| KLX250 | KLX250SF | 09-10 | W9F,WAF | 6 | 971437 | 35.95 L |
| KLX250 | | 10-15 | TAF,TBF,TCF,TDF,TEF,TFF | 6 | 971437 | 35.95 L |
| KLX250 | KLX250S | 12-15 | SCF,SDF,SEF,SFF | 6 | 971437 | 35.95 L |
| KLX250 | | 79-80 | A1,A2 | 6 | 983958 | 40.95 L |

- accessories
- body
- handlebar & grips
- cables & levers
- exhaust
- engine
- fuel & intake
- electrical & ignition
- clutch**
- drive
- bearings
- brakes
- steering & suspension
- tires
- tools & shop

CLUTCH STEEL PLATES

| MODELS | NAME | YEAR | YEAR CODE | SET Q'TY | STEEL CLUTCH PLATE SET | |
|---------------------------|-----------|-------|--|----------|------------------------|---------|
| KAWASAKI CONTINUED | | | | | | |
| KLX250 | KLX250R | 94-96 | D2,D3,D4 | 1 | 971437 | 35.95 L |
| KLX250S | KLX250S | 11-13 | TBF,TCF,TDF | 6 | 971437 | 35.95 L |
| KLX250S | TKLX250S | 14-15 | TEF,TFF | 6 | 971437 | 35.95 L |
| KX250 | | 82 | B1 | 6 | 971420 | 40.95 L |
| KX250 | | 83 | C1 | 6 | 971420 | 40.95 L |
| KX250 | | 85-86 | D1,D2 | 7 | 971421 | 46.95 L |
| KX250 | | 87-90 | E1,F1,G1,H1 | 7 | 971429 | 76.95 L |
| KX250 | | 91 | H2 | 7 | 971435 | 37.95 L |
| KX250F | KX250F | 04-15 | N1,N2,T6,T7,T8,W9,XAF,YBF,YCF,YDF,ZDF,ZEF,ZFF | 7 | 971446 | 42.95 L |
| KLX300 | KLX300R | 97-07 | A2,A3,A4,A5,A6,A7,A8,A9,A10,A6F,A7F,A7FL | 6 | 971437 | 35.95 L |
| KLX450R | | 08-09 | A8F,A9F | 7 | 971435 | 37.95 L |
| KX450F | | 06-16 | D6F,D7F,D8F,E9F,FAF,FBF,FCF,FDF,FEF,FFF,HGF | 7 | 971435 | 37.95 L |
| KX500 | | 83-84 | A1,A2 | 6 | 971420 | 40.95 L |
| KX500 | | 85-86 | B1,B2 | 7 | 971421 | 46.95 L |
| KX500 | | 87-04 | C1,D1,E1,E2,E3,E4,E5,E6,E7,E8,E9,E10,E11,E12,E13,E14,E15,E16 | 7 | 971429 | 76.95 L |
| KL600 | KLR 600 | 84-86 | A1,B1,B2 | 6 | 971408 | 36.95 L |
| KL650 | KLR650 | 06-11 | A6F,A7F,E8F,E9F,EA,F,EBF | 7 | 971424 | 51.95 L |
| KL650 | KLR650 | 87-95 | A1,A2,A3,A4,A5,A6,A7,A8,A9 | 6 | 971423 | 43.95 L |
| KL650 | Tengai | 90-91 | B2,B3 | 6 | 971423 | 43.95 L |
| KL650 | KLR650 | 96-00 | A10,A11,A12,A13,A14 | 7 | 971424 | 51.95 L |
| KLX650 | KLX650 | 93-96 | C1,C2,C3,C4 | 6 | 971423 | 43.95 L |
| KLX650 | KLX650R | 93-96 | A1,A2,A3,D1 | 6 | 971423 | 43.95 L |
| KTM | | | | | | |
| EXC200 | | 04-13 | | | 985052 | 33.95 L |
| XC-W200 | | 12-15 | | 6 | 985052 | 33.95 L |
| SX-F250 | | 12 | | 7 | 985053 | 31.95 L |
| XC-F250 | | 12 | | 7 | 985053 | 31.95 L |
| XC-F-W250 | | 12 | | 7 | 985053 | 31.95 L |
| Adventure 950 | | 04-05 | | 10 | 985054 | 38.95 L |
| Super Enduro 950R | | 06-09 | | 10 | 985054 | 38.95 L |
| Supermoto 950R | | 07 | | 10 | 985054 | 38.95 L |
| SUZUKI | | | | | | |
| RM50 | Mini | 80 | T | 2 | 971361 | 12.95 L |
| RM60 | | 03 | K3 | 4 | 985055 | 73.95 L |
| RM60 | Mini | 80-83 | T,X,Z,D | 4 | 971363 | 25.95 L |
| RM65 | | 04-05 | K4,K5 | 4 | 971442 | 25.95 L |
| DS80 | Mini | 80-00 | T,X,Z,D,E,F,G,H,J,K,L,M,N,P,R,S,T,V,W,X,Y | 3 | 971362 | 18.95 L |
| JR80 | | 01-07 | K1,K2,K3,K4,K5,K6,K7 | 3 | 971362 | 18.95 L |
| RM80 | Mini | 80-81 | T,X | 4 | 971363 | 25.95 L |
| RM80 | Mini | 82-83 | Z,D | 3 | 971362 | 18.95 L |
| RM80 | Mini | 84-85 | E,F | 4 | 971363 | 25.95 L |
| DR100 | | 83-90 | D,E,F,G,H,J,K,L | 4 | 971363 | 25.95 L |
| DS100 | | 80-81 | T,X | 4 | 971363 | 25.95 L |
| SP100 | | 83 | D | 4 | 971363 | 25.95 L |
| DR-Z110 | | 03-05 | K3,K4,K5 | 4 | 971442 | 25.95 L |
| DR125 | | 82-88 | Z,D,E,F/FC,G,H,J | 4 | 971363 | 25.95 L |
| DR125SE | Jebel 125 | 94-96 | R,S,T | 4 | 971363 | 25.95 L |
| DR-Z125 | | 03-14 | K3,K4,K5,K6,K7,K8,K9,L0,L1,L2,L3,L4 | 4 | 971363 | 25.95 L |
| DR-Z125L | | 03-15 | K3,K4,K5,K6,K7,K8,K9,L0,L1,L2,L3,L4,L5 | 4 | 971363 | 25.95 L |
| RM125 | | 81-85 | X,Z,D,E,F | 6 | 971365 | 37.95 L |
| RM125 | | 86-87 | G,H | 5 | 971364 | 31.95 L |
| RM125 | | 92-09 | N,P,R,S,T,V,W,X,Y,K1,K2,K3,K4,K5,K6,K7,K8,K9 | 7 | 971372 | 42.95 L |
| SP125 | | 86-88 | G,H,J | 4 | 971363 | 25.95 L |
| PE175 | Enduro | 80-84 | T,X,Z,D,E | 6 | 971365 | 37.95 L |
| RS175 | | 80-82 | T,X,Z | 6 | 971365 | 37.95 L |
| DS185 | | 80 | T | 5 | 971364 | 31.95 L |

CLUTCH STEEL PLATES

| MODELS | NAME | YEAR | YEAR CODE | # IN SET | STEEL CLUTCH PLATE SET | |
|-------------------------|--------------|-------|--|----------|------------------------|---------|
| SUZUKI CONTINUED | | | | | | |
| DF200E | | 97-99 | V,W,X | 5 | 971364 | 31.95 L |
| DR200 | | 86-88 | G,H,J | 5 | 971364 | 31.95 L |
| SP200 | | 86-88 | G,H,J | 5 | 971364 | 31.95 L |
| DR250 | | 90-93 | L,M,N,P | 6 | 971367 | 36.95 L |
| DR250RX | Djebel 250XC | 06 | K6 | 6 | 971381 | 33.95 L |
| DR250S | | 90-92 | L,M,N | 6 | 971367 | 36.95 L |
| DR250SE | | 93-94 | P,R | 6 | 971367 | 36.95 L |
| DR-Z250 | | 01-07 | K1,K2,K3,K4,K5,K6,K7 | 6 | 971381 | 33.95 L |
| RM250 | Champion | 88-91 | J,K,L,M | 7 | 971368 | 42.95 L |
| RM250 | Champion | 92-93 | N,P | 8 | 971369 | 48.95 L |
| RM250 | Champion | 94-95 | R,S | 7 | 971368 | 42.95 L |
| RM250 | Champion | 96-09 | T,V,W,X,Y,K1,K2,K3,K4,K5,K6,K7,K8,K9 | 7 | 971380 | 36.95 L |
| RM250XC | Champion | 09 | K9 | 7 | 971380 | 36.95 L |
| RMX250 | | 89-91 | K,L,M | 7 | 971368 | 42.95 L |
| RMX250 | | 92-93 | N,P | 8 | 971369 | 48.95 L |
| RMX250 | | 94-00 | R,S,T,V,W,X,Y | 7 | 971368 | 42.95 L |
| RM-Z250 | | 07-16 | K7,K8,K9,L0,L1,L2,L3,L4,L5,L6 | 7 | 985056 | 50.95 L |
| DR350 | | 90-99 | L,M,N,P,R,S,T,V,W,X | 6 | 971367 | 36.95 L |
| DR350S | | 90-93 | L,M,N,P | 6 | 971367 | 36.95 L |
| DR350SE | | 94-99 | R,S,T,V,W,X | 6 | 971367 | 36.95 L |
| DR400 | | 80 | T | 5 | 971377 | 30.95 L |
| DR400S | | 80-81 | T,X | 5 | 971377 | 30.95 L |
| DR-Z400 | | 00-06 | Y,K1,K2,K3,K4,K5,K6 | 7 | 985057 | 57.95 L |
| DR-Z400E | | 00-07 | Y,K1,K2,K3,K4,K5,K6,K7 | 7 | 985057 | 57.95 L |
| DR-Z400S | | 00-15 | Y,K1,K2,K3,K4,K5,K6,K7,K8,K9,L0,L1,L2,L3,L4,L5 | 7 | 985057 | 57.95 L |
| DR-Z400SM | | 05-15 | K5,K6,K7,K8,K9,L0,L1,L2,L3,L4,L5 | 7 | 985057 | 57.95 L |
| DR-Z400SMZ | | 07 | K7 | 7 | 985057 | 57.95 L |
| PE400 | Enduro | 80-81 | T,X | 5 | 971377 | 30.95 L |
| RM-X450 | | 06-15 | K6,K7,K8,K9,L0,L1,L2,L3,L4,L5 | 7 | 985058 | 58.95 L |
| RM-X450Z | | 10-15 | L0,L1,L2,L3,L4,L5 | 7 | 985058 | 58.95 L |
| RM-Z450 | | 06-16 | K6,K7,K8,K9,L0,L1,L2,L3,L4,L5,L6 | 7 | 985058 | 58.95 L |
| RM465 | Apache | 81-82 | X,Z | 7 | 971368 | 42.95 L |
| RM500 | | 83-84 | D,E | 7 | 971368 | 42.95 L |



CLUTCH SPRING KITS



| MODELS | NAME | YEAR | YEAR CODE | CLUTCH SPRING | PART # | |
|--------------|------------|-------|-----------|---------------|--------|--------|
| HONDA | | | | | | |
| Z50A | MINI TRIAL | 76-78 | | SK-136 | 971480 | 8.95 L |
| Z50R | MINI TRIAL | 79-87 | | SK-136 | 971480 | 8.95 L |
| CR60R | (DE01) | 83-84 | D,E | SK-131 | 971475 | 8.95 L |
| CRF70F | | 04-12 | | SK-115 | 971463 | 7.95 L |
| CT70 | MINI | 77-82 | | SK-115 | 971463 | 7.95 L |
| CT70 | MINI | 91-94 | | SK-115 | 971463 | 7.95 L |
| XR70R | | 97-03 | | SK-115 | 971463 | 7.95 L |
| XL75 | MINI | 77-79 | | SK-131 | 971475 | 8.95 L |
| XR75 | | 73-74 | | SK-138 | 971482 | 8.95 L |
| XR75 | | 76 | | SK-138 | 971482 | 8.95 L |
| XR75K1 | | 74 | | SK-138 | 971482 | 8.95 L |
| XR75K2 | | 75 | | SK-138 | 971482 | 8.95 L |
| CR80R | | 80-82 | | SK-131 | 971475 | 8.95 L |
| CR80R | | 83-84 | | SK-139 | 971483 | 8.95 L |
| CR80R | | 85-02 | | SK-149 | 971492 | 9.95 L |
| CR80RB | | 00-02 | | SK-149 | 971492 | 9.95 L |
| CRF80F | | 04 | | SK-147 | 971490 | 9.95 L |
| CRF80F | | 05-15 | | SK-139 | 971483 | 8.95 L |
| XL80S | | 80-85 | | SK-129 | 971474 | 8.95 L |
| XR80 | | 79-84 | | SK-129 | 971474 | 8.95 L |

- accessories
- body
- handlebar & grips
- cables & levers
- exhaust
- engine
- fuel & intake
- electrical & ignition
- clutch**
- drive
- bearings
- brakes
- steering & suspension
- tires
- tools & shop

CLUTCH SPRING KITS

| MODELS | NAME | YEAR | YEAR CODE | CLUTCH SPRING | PART # | |
|------------------------|------------------|-------|-----------|---------------|--------|---------|
| HONDA CONTINUED | | | | | | |
| XR80R | | 85-88 | | SK-139 | 971483 | 8.95 L |
| XR80R | | 90 | | SK-139 | 971483 | 8.95 L |
| XR80R | | 91 | | SK-139 | 971483 | 8.95 L |
| XR80R | | 93-03 | | SK-139 | 971483 | 8.95 L |
| CR85R | | 03-07 | | SK-149 | 971492 | 9.95 L |
| CR85RB | EXPERT | 03-07 | | SK-149 | 971492 | 9.95 L |
| CRF100F | | 04-13 | | SK-147 | 971490 | 9.95 L |
| XL100 | | 76-78 | | SK-101 | 971454 | 7.95 L |
| XL100S | | 79-80 | | SK-138 | 971482 | 8.95 L |
| XL100S | | 81-85 | | SK-129 | 971474 | 8.95 L |
| XR100 | | 81-84 | | SK-129 | 971474 | 8.95 L |
| XR100R | | 85-86 | | SK-129 | 971474 | 8.95 L |
| XR100R | | 87-03 | | SK-147 | 971490 | 9.95 L |
| CR125R | | 05-06 | | SK-133 | 971477 | 9.95 L |
| CR125R | ELSINORE | 79-81 | | SK-119 | 971467 | 9.95 L |
| CR125R | | 82 | | SK-119 | 971467 | 9.95 L |
| CR125R | | 83-86 | | SK-133 | 971477 | 9.95 L |
| CR125R | | 87-04 | | SK-133 | 971477 | 9.95 L |
| CRF125F | | 14-16 | | SK-148 | 971491 | 9.95 L |
| CRF125FB | | 14-16 | | SK-148 | 971491 | 9.95 L |
| CT125 | | 77 | | SK-101 | 971454 | 7.95 L |
| NXR125 | | 05-09 | | SK-109 | 971460 | 8.95 L |
| TL125S | | 76 | | SK-101 | 971454 | 7.95 L |
| XL125 | | 76-78 | | SK-101 | 971454 | 7.95 L |
| XL125S | | 79-85 | | SK-137 | 971481 | 8.95 L |
| CRF150F | | 03 | | SK-148 | 971491 | 9.95 L |
| CRF150F | | 04-05 | | SK-148 | 971491 | 9.95 L |
| CRF150F | | 07-15 | | SK-123 | 971469 | 8.95 L |
| CRF150R | | 06 | | SK-110 | 971461 | 8.95 L |
| CRF150R | | 07-09 | | SK-110 | 971461 | 8.95 L |
| CRF150R | | 10-15 | | SK-110 | 971461 | 8.95 L |
| CRF150RB | | 07 | | SK-110 | 971461 | 8.95 L |
| CRF150RB | | 08-09 | | SK-110 | 971461 | 8.95 L |
| CRF150RB | | 10-15 | | SK-110 | 971461 | 8.95 L |
| CRF150RII | | 09 | | SK-110 | 971461 | 8.95 L |
| CRF150RII | | 13-15 | | SK-110 | 971461 | 8.95 L |
| XL185S | | 79-83 | | SK-101 | 971454 | 7.95 L |
| XR185 | | 79 | | SK-101 | 971454 | 7.95 L |
| DF200E | | 98-00 | V,W,Y | SK-105 | 971458 | 7.95 L |
| TLR200 | REFLEX | 86-87 | | SK-154 | 971496 | 9.95 L |
| TR200 | FATCAT | 86-87 | | SK-148 | 971491 | 9.95 L |
| XL200R | | 83-84 | | SK-105 | 971458 | 7.95 L |
| XR200 | | 80-84 | | SK-150 | 971493 | 9.95 L |
| XR200R | | 81-83 | | SK-150 | 971493 | 9.95 L |
| XR200R | | 84-88 | | SK-105 | 971458 | 7.95 L |
| XR200R | | 89 | | SK-105 | 971458 | 7.95 L |
| XR200R | | 90-91 | | SK-105 | 971458 | 7.95 L |
| XR200R | | 92 | | SK-105 | 971458 | 7.95 L |
| XR200R | | 93 | | SK-105 | 971458 | 7.95 L |
| XR200R | | 94-02 | | SK-150 | 971493 | 9.95 L |
| CRF230F | | 03-16 | | SK-170 | 971512 | 10.95 L |
| CRF230L | | 08-15 | | SK-150 | 971493 | 9.95 L |
| CRF230M | | 09 | | SK-150 | 971493 | 9.95 L |
| CR250R | | 03-07 | | SK-122 | 971468 | 11.95 L |
| CR250R | ELSINORE | 78-80 | | SK-116 | 971464 | 11.95 L |
| CR250R | | 81-83 | | SK-134 | 971478 | 11.95 L |
| CR250R | | 84-86 | | SK-134 | 971478 | 11.95 L |
| CR250R | | 87-96 | | SK-134 | 971478 | 11.95 L |
| CR250R | | 97-02 | | SK-122 | 971468 | 11.95 L |
| CRF250L | MADE IN THAILAND | 12-15 | | SK-155 | 971497 | 11.95 L |
| CRF250M | MADE IN THAILAND | 12-15 | | SK-155 | 971497 | 11.95 L |
| CRF250R | | 04-09 | | SK-133 | 971477 | 9.95 L |
| CRF250R | | 10-15 | | SK-158 | 971500 | 13.95 L |
| CRF250X | | 04-15 | | SK-133 | 971477 | 9.95 L |
| NX250 | AX-1 | 89 | | SK-152 | 971495 | 9.95 L |
| TL250 | | 76 | | SK-101 | 971454 | 7.95 L |

CLUTCH SPRING KITS

| MODELS | NAME | YEAR | YEAR CODE | CLUTCH SPRING | PART # | | |
|------------------------|----------------|-------|--|---------------|--------|-------|---|
| HONDA CONTINUED | | | | | | | |
| XL250 | | 76 | | SK-101 | 971454 | 7.95 | L |
| XL250R | | 82-83 | | SK-135 | 971479 | 8.95 | L |
| XL250R | | 84-87 | | SK-127 | 971473 | 8.95 | L |
| XL250S | | 78-81 | | SK-135 | 971479 | 8.95 | L |
| XR250 | | 79-80 | | SK-135 | 971479 | 8.95 | L |
| XR250L | | 91-96 | | SK-127 | 971473 | 8.95 | L |
| XR250R | | 81-82 | | SK-135 | 971479 | 8.95 | L |
| XR250R | | 84-04 | | SK-127 | 971473 | 8.95 | L |
| XR300R | | 10 | | SK-147 | 971490 | 9.95 | L |
| XL350R | | 84-85 | | SK-146 | 971489 | 9.95 | L |
| XR350R | | 83-85 | | SK-127 | 971473 | 8.95 | L |
| XR400R | | 96-06 | | SK-159 | 971501 | 11.95 | L |
| CR450R | ELSINORE 450 | 81 | | SK-134 | 971478 | 11.95 | L |
| CRF450R | | 02-03 | | SK-122 | 971468 | 11.95 | L |
| CRF450R | | 04-05 | | SK-134 | 971478 | 11.95 | L |
| CRF450R | | 06-08 | | SK-122 | 971468 | 11.95 | L |
| CRF450R | | 09-10 | | SK-157 | 971499 | 10.95 | L |
| CRF450R | | 11-12 | | SK-160 | 971502 | 9.95 | L |
| CRF450R | | 13-15 | | SK-174 | 985059 | 28.95 | L |
| CRF450X | | 05-15 | | SK-134 | 971478 | 11.95 | L |
| CR480R | | 82 | | SK-134 | 971478 | 11.95 | L |
| CR480R | | 83 | | SK-122 | 971468 | 11.95 | L |
| CR500R | | 84-01 | | SK-122 | 971468 | 11.95 | L |
| XL500R | | 82 | | SK-107 | 971459 | 11.95 | L |
| XL500S | | 79-81 | | SK-107 | 971459 | 11.95 | L |
| XR500 | | 79-80 | | SK-107 | 971459 | 11.95 | L |
| XR500R | | 81-82 | | SK-107 | 971459 | 11.95 | L |
| XR500R | | 83-84 | | SK-126 | 971472 | 8.95 | L |
| XL600R | | 83-87 | | SK-126 | 971472 | 8.95 | L |
| XL600V | TRANSALP | 89-90 | | SK-160 | 971502 | 9.95 | L |
| XR600R | | 85-00 | | SK-151 | 971494 | 9.95 | L |
| XL650 | TRASSALP | 00-07 | | SK-151 | 971494 | 9.95 | L |
| XR650L | | 93-15 | | SK-151 | 971494 | 9.95 | L |
| XR650R | | 00-07 | | SK-157 | 971499 | 10.95 | L |
| KAWASAKI | | | | | | | |
| KX60 | | 83-03 | A1,A2,B1,B2,B3,B4,B5,B6,B7,B8,B9,B10,B11,B12,B13,B14,B15,B16,B17,B18,B19 | SK-419 | 971621 | 12.95 | L |
| KX65 | | 00-15 | A1,A2,A3,A4,A5,A6,A6F,A7F,A8F,A9F,AAF,ABF,ACF,ADF,AEF,AF | SK-443 | 971642 | 11.95 | L |
| KX65 | | 07 | B7F | SK-443 | 971642 | 11.95 | L |
| KX65 | MONSTER ENERGY | 09 | A9FA | SK-443 | 971642 | 11.95 | L |
| KD80 | MINI | 80-87 | M1,M2,M3,M4,M5,M6,M7,M8 | SK-417 | 971620 | 12.95 | L |
| KD80 | MINI | 88-90 | N1,N2,N3 | SK-419 | 971621 | 12.95 | L |
| KDX80 | MINI | 80-88 | A1,A2,B2,B3,C1,C2,C3,C4,C5 | SK-419 | 971621 | 12.95 | L |
| KX80 | MINI | 79-84 | A1,A2,C1,C2,E1,E2 | SK-419 | 971621 | 12.95 | L |
| KX80 | MINI | 85-87 | E3,G1,G2 | SK-414 | 971617 | 11.95 | L |
| KX80 | BIG WHEEL | 87 | J2 | SK-414 | 971617 | 11.95 | L |
| KX80 | BIG WHEEL | 88-94 | N1,N2,N3,T1,T2,T3,T4 | SK-429 | 971628 | 9.95 | L |
| KX80 | MINI | 88-97 | L1,L2,L3,R1,R2,R3,R4,R5,R6,R7 | SK-429 | 971628 | 9.95 | L |
| KX80 | | 98-00 | W1,W2,W3 | SK-432 | 971631 | 10.95 | L |
| KX85 | | 01-09 | A1,A2,A3,A4,A5,A6F,A7F,A8F,A9F | SK-432 | 971631 | 10.95 | L |
| KX85 | | 09-15 | A9FA,AAF,ABF,ACF,ADF,CEF,CFF | SK-432 | 971631 | 10.95 | L |
| KX85-II | LARGE WHEEL | 08-09 | B8F,B9F | SK-432 | 971631 | 10.95 | L |
| KX85-II | LARGE WHEEL | 09 | B9FA | SK-432 | 971631 | 10.95 | L |
| KX85-II | LARGE WHEEL | 10-13 | AA,AB,AC,AD | SK-432 | 971631 | 10.95 | L |
| KX85-II | LARGE WHEEL | 11 | BB | SK-432 | 971631 | 10.95 | L |
| KX85-II | LARGE WHEEL | 14-15 | DEF,DFF | SK-432 | 971631 | 10.95 | L |

- accessories
- body
- handlebar & grips
- cables & levers
- exhaust
- engine
- fuel & intake
- electrical & ignition
- clutch**
- drive
- bearings
- brakes
- steering & suspension
- tires
- tools & shop

CLUTCH SPRING KITS

| MODELS | NAME | YEAR | YEAR CODE | CLUTCH SPRING | PART # | | |
|---------------------------|--------------|-------|---|---------------|--------|-------|---|
| KAWASAKI CONTINUED | | | | | | | |
| KE100 | | 76-01 | A5,A6,A7,A8,A9,A10,B1,B2
,B3,B4,B5,B6,B7,B8,B9,B1
0,B11,
B12,B13,B14,B15,B16,
B17,B18,B19,B20 | SK-417 | 971620 | 12.95 | L |
| KM100 | | 76-81 | A1,A2,A3,A4,A6,A7 | SK-417 | 971620 | 12.95 | L |
| KV100 | | 76 | A7 | SK-417 | 971620 | 12.95 | L |
| KX100 | KX100 | 09-14 | D9F,9FA,DAF,DBF,
DCF,DDF,EDF | SK-432 | 971631 | 10.95 | L |
| KX100 | KX100 | 14-15 | FEF,FFF | SK-432 | 971631 | 10.95 | L |
| KX100 | | 95-97 | B5,B6,B7 | SK-429 | 971628 | 9.95 | L |
| KX100 | | 98-08 | C1,C2,C3,D1,D2,D3,D4,D5,D
6F,D7F,D8F | SK-432 | 971631 | 10.95 | L |
| KLX110 | | 02 | A1 | SK-442 | 971641 | 12.95 | L |
| KLX110 | | 03-09 | A2,A3,A4,A6F,A7F,A8F,A9F | SK-445 | 971644 | 8.95 | L |
| KD125 | | 77-79 | A3,A4,A5 | SK-414 | 971617 | 11.95 | L |
| KE125 | | 76-83 | A3,A4,A5,A6,A7,A8,A9,A10 | SK-414 | 971617 | 11.95 | L |
| KLX125 | KLX125 | 03-06 | A1,A2,A3,A6F | SK-318 | 971573 | 11.95 | L |
| KLX125L | | 03-06 | B1,B2,B3,B6F | SK-318 | 971573 | 11.95 | L |
| KX125 | | 03-05 | M1,M2,M3 | SK-441 | 971640 | 10.95 | L |
| KX125 | | 78-81 | A4,A5,A6,A7 | SK-410 | 971613 | 12.95 | L |
| KX125 | | 82 | B1 | SK-410 | 971613 | 12.95 | L |
| KX125 | | 83-87 | B2,C1,D1,E1,E2 | SK-410 | 971613 | 12.95 | L |
| KX125 | | 90-93 | H1,H2,J1,J2 | SK-415 | 971618 | 11.95 | L |
| KX125 | | 94 | K1 | SK-430 | 971629 | 8.95 | L |
| KX125 | | 95-96 | K2,K3 | SK-430 | 971629 | 8.95 | L |
| KX125 | | 97-02 | K4,K5,L1,L2,L3,L4 | SK-433 | 971632 | 10.95 | L |
| KLX140 | KLX140 | 08-09 | A8,A9 | SK-450 | 971648 | 9.95 | L |
| KLX140L | KLX140L | 08-09 | B8,B9 | SK-450 | 971648 | 9.95 | L |
| KDX175 | | 80-82 | A1,A2,A3 | SK-410 | 971613 | 12.95 | L |
| KE175 | | 76-78 | B1,B2,B3 | SK-413 | 971616 | 12.95 | L |
| KE175 | | 80-83 | D2,D3,D4,D5 | SK-413 | 971616 | 12.95 | L |
| KDX200 | | 83-88 | A1,A2,A3,C1,C2,C3 | SK-410 | 971613 | 12.95 | L |
| KDX200 | | 89-94 | E1,E2,E3,E4,E5,E6 | SK-401 | 971608 | 10.95 | L |
| KDX200 | | 95-06 | H1,H2,H3,H4,H5,H6,H7,H8,H
9,H10,H11,H6F | SK-430 | 971629 | 8.95 | L |
| KDX220 | KDX220R | 97-05 | A4,A5,A6,A7,A8,
A9,A10,A11,A12 | SK-430 | 971629 | 8.95 | L |
| KDX250 | | 80-84 | A1,B1,B2,B3,B4 | SK-412 | 971615 | 11.95 | L |
| KDX250 | KDX250R | 91-94 | D1,D2,D3,D4 | SK-428 | 971627 | 12.95 | L |
| KDX250 | | 92-93 | F2,F3 | SK-428 | 971627 | 12.95 | L |
| KL250 | SUPER SHERPA | 00-04 | G4,G5,G6,G7,G8 | SK-437 | 971636 | 12.95 | L |
| KL250 | SUPER SHERPA | 06-08 | H6F,H7F,H8 | SK-437 | 971636 | 12.95 | L |
| KL250 | SUPER SHERPA | 09 | G9F | SK-437 | 971636 | 12.95 | L |
| KL250 | KLR250 | 78-81 | A1/A1A,A2,A3,A4 | SK-406 | 971610 | 11.95 | L |
| KL250 | KL250R | 83-84 | C1,C2 | SK-406 | 971610 | 11.95 | L |
| KL250 | KLR250 | 85-05 | D2,D3,D4,D5,D6,D7,D8,D9,D
10,D11,D12,D13,D14,D15,D1
6,D17,D18,D19,D20,D21,D22 | SK-406 | 971610 | 11.95 | L |
| KL250 | SUPER SHERPA | 97 | H1/H1A | SK-437 | 971636 | 12.95 | L |
| KLX250 | KLX250S | 06-07 | H6,H7 | SK-413 | 971616 | 12.95 | L |
| KLX250 | | 08-15 | S8F,S9F,TAf,TBF,TCF,
TDF,TEF,TFF | SK-413 | 971616 | 12.95 | L |
| KLX250 | D-TRACKER X | 08-15 | V8F,V9F,VAf,VBF,
VCF,VDF,VEf,VFF | SK-413 | 971616 | 12.95 | L |
| KLX250 | KLX250S | 09 | T9F | SK-413 | 971616 | 12.95 | L |
| KLX250 | KLX250SF | 09-10 | W9F,WAF | SK-413 | 971616 | 12.95 | L |
| KLX250 | KLX250S | 10 | SAF | SK-413 | 971616 | 12.95 | L |
| KLX250 | KLX250S | 12-15 | SCF,SDF,SEf,SFF | SK-413 | 971616 | 12.95 | L |
| KLX250 | | 79-80 | A1,A2 | SK-406 | 971610 | 11.95 | L |
| KLX250 | KLX250SR | 93-97 | E1,E2,E3,E4,E5 | SK-451 | 971649 | 18.95 | L |
| KLX250 | KLX250R | 94-96 | D2,D3,D4 | SK-413 | 971616 | 12.95 | L |
| KLX250 | KLX250ES | 94-97 | F1,F2,F3,F4 | SK-451 | 971649 | 18.95 | L |
| KLX250S | KLX250S | 11-13 | TBF,TCF,TDF | SK-413 | 971616 | 12.95 | L |
| KLX250S | TKLX250S | 14-15 | TEf,TFF | SK-413 | 971616 | 12.95 | L |
| KX250 | | 74-78 | A1,A2,A3,A4,A5 | SK-422 | 971623 | 12.95 | L |

CLUTCH SPRING KITS

| MODELS | NAME | YEAR | YEAR CODE | CLUTCH SPRING | PART # | |
|---------------------------|-----------|-------|--|---------------|--------|---------|
| KAWASAKI CONTINUED | | | | | | |
| KX250 | | 80-81 | A6,A7 | SK-422 | 971623 | 12.95 L |
| KX250 | | 82 | B1 | SK-412 | 971615 | 11.95 L |
| KX250 | | 83-85 | C1,C2,D1 | SK-412 | 971615 | 11.95 L |
| KX250 | | 86 | D2 | SK-407 | 971611 | 11.95 L |
| KX250 | | 87-88 | E1,F1 | SK-411 | 971614 | 12.95 L |
| KX250 | | 89-91 | G1,H1,H2 | SK-428 | 971627 | 12.95 L |
| KX250 | | 92-08 | J1,J2,K1,K2,K3,K4,K5,L1,L2,L3,L4,M1,M2,R1,R6,R7,R8 | SK-401 | 971608 | 10.95 L |
| KX250F | KX250F | 04-13 | N1,N2,T6,T7,T8,W9,XAF,YBF,YCF,YDF | SK-441 | 971640 | 10.95 L |
| KX250F | KX250F | 13-15 | ZDF,ZEF,ZFF | SK-441 | 971640 | 10.95 L |
| KLX300 | KLX300R | 07 | A7FL | SK-413 | 971616 | 12.95 L |
| KLX300 | KLX300R | 97-07 | A2,A3,A4,A5,A6,A7,A8,A9,A10,A6F,A7F | SK-413 | 971616 | 12.95 L |
| KDX400 | | 79-80 | A1,A2 | SK-411 | 971614 | 12.95 L |
| KLX400 | KLX400SR | 03-04 | A1,A2 | SK-338 | 971591 | 15.95 L |
| KLX400 | KLX400SR | 03-04 | B1,B2 | SK-338 | 971591 | 15.95 L |
| KDX420 | | 81 | B1 | SK-411 | 971614 | 12.95 L |
| KX420 | | 80-81 | A1,A2 | SK-411 | 971614 | 12.95 L |
| KDX450 | | 82 | A1 | SK-411 | 971614 | 12.95 L |
| KLX450R | | 08-09 | A8F,A9F | SK-449 | 971647 | 15.95 L |
| KX450F | | 06-16 | D6F,D7F,D8F,E9F,FAF,FBF,FCF,FDF,FEF,FFF,HGF | SK-449 | 971647 | 15.95 L |
| KX500 | | 83-86 | A1,A2,B1,B2 | SK-401 | 971608 | 10.95 L |
| KX500 | | 87-88 | C1,D1 | SK-427 | 971626 | 13.95 L |
| KX500 | | 89-04 | E1,E2,E3,E4,E5,E6,E7,E8,E9,E10,E11,E12,E13,E14,E15,E16 | SK-428 | 971627 | 12.95 L |
| KL600 | KLR 600 | 84 | A1 | SK-407 | 971611 | 11.95 L |
| KL600 | KLR 600 | 85-86 | B1,B2 | SK-412 | 971615 | 11.95 L |
| KL650 | KLR650 | 12-14 | ECF,EDF,EEF | SK-449 | 971647 | 15.95 L |
| KL650 | KLR650 | 14-15 | EES,EFF | SK-449 | 971647 | 15.95 L |
| KL650 | KLR650 | 87-95 | A1,A2,A3,A4,A5,A6,A7,A8,A9 | SK-412 | 971615 | 11.95 L |
| KL650 | TENGAI | 89-90 | B1,B2 | SK-412 | 971615 | 11.95 L |
| KL650 | KLR650 | 96-11 | A10,A11,A12,A13,A14,A15,A16,A17,A18,A19,A6F,A7F,E8F,E9F,EA,F,EBF | SK-401 | 971608 | 10.95 L |
| KLX650 | KLX650 | 93-96 | C1,C2,C3,C4 | SK-412 | 971615 | 11.95 L |
| KLX650 | KLX650R | 93-96 | A1,A2,A3,D1 | SK-412 | 971615 | 11.95 L |
| SUZUKI | | | | | | |
| JR50 | MINI | 78-05 | C,N,T,X,Z,D,E,F,G,H,J,K,L,M,N,P,R,S,T,V,W,X,Y,K1,K2,K3,K4,K5 | SK-314 | 971569 | 6.95 L |
| RM50 | MINI | 78-81 | C,N,T,X | SK-308 | 971565 | 9.95 L |
| RM60 | | 03 | K3 | SK-419 | 971621 | 12.95 L |
| RM60 | MINI | 80-83 | T,X,Z,D | SK-308 | 971565 | 9.95 L |
| RM65 | | 03-05 | K3,K4,K5 | SK-443 | 971642 | 11.95 L |
| DS80 | MINI | 78-00 | C,N,T,X,Z,D,E,F,G,H,J,K,L,M,N,P,R,S,T,V,W,X,Y | SK-308 | 971565 | 9.95 L |
| JR80 | | 01-07 | K1,K2,K3,K4,K5,K6,K7 | SK-308 | 971565 | 9.95 L |
| RM80 | MINI | 77-81 | B,C,N,T,X | SK-308 | 971565 | 9.95 L |
| RM80 | MINI | 82 | Z | SK-309 | 971566 | 9.95 L |
| RM80 | MINI | 83-85 | D,E,F | SK-318 | 971573 | 11.95 L |
| RM80 | MINI | 86-88 | G,H,J | SK-320 | 971575 | 9.95 L |
| RM80 | MINI | 89-01 | K,L,M,N,P,R,S,T,V,W,X,Y,K1 | SK-325 | 971580 | 12.95 L |
| RM85 | | 02-15 | K2,K3,K4,K5,K6,K7,K8,K9,L0,L1,L2,L3,L4,L5 | SK-325 | 971580 | 12.95 L |
| RM85L | | 03-15 | K3,K4,K5,K6,K7,K8,K9,L0,L1,L2,L3,L4,L5 | SK-325 | 971580 | 12.95 L |
| DR100 | | 83-90 | D,E,F,G,H,J,K,L | SK-318 | 971573 | 11.95 L |
| DS100 | | 80-81 | T,X | SK-312 | 971567 | 12.95 L |
| RM100 | CONTENDER | 76-78 | A,B,C | SK-312 | 971567 | 12.95 L |
| SP100 | | 83 | D | SK-318 | 971573 | 11.95 L |
| TS100 | NONCHO | 80-81 | T,X | SK-312 | 971567 | 12.95 L |
| DR-Z110 | | 03-05 | K3,K4,K5 | SK-445 | 971644 | 8.95 L |
| DR125 | | 82-88 | Z,D,E,F,FC,G,H,J | SK-318 | 971573 | 11.95 L |
| DR125SE | JEBEL 125 | 94-96 | R,S,T | SK-318 | 971573 | 11.95 L |

- accessories
- body
- handlebar & grips
- cables & levers
- exhaust
- engine
- fuel & intake
- electrical & ignition
- clutch**
- drive
- bearings
- brakes
- steering & suspension
- tires
- tools & shop

CLUTCH SPRING KITS

| MODELS | NAME | YEAR | YEAR CODE | CLUTCH SPRING | PART # | | |
|---------------------------|--------------|-------|--|---------------|--------|-------|---|
| KAWASAKI CONTINUED | | | | | | | |
| DR-Z125 | | 03-14 | K3,K4,K5,K6,K7,K8,K9,L0,L1,L2,L3,L4 | SK-318 | 971573 | 11.95 | L |
| DR-Z125L | | 03-15 | K3,K4,K5,K6,K7,K8,K9,L0,L1,L2,L3,L4,L5 | SK-318 | 971573 | 11.95 | L |
| DS125 | | 79-81 | N,T,X | SK-312 | 971567 | 12.95 | L |
| RM125 | | 81-82 | X,Z | SK-309 | 971566 | 9.95 | L |
| RM125 | | 83-85 | D,E,F | SK-318 | 971573 | 11.95 | L |
| RM125 | | 92-98 | N,P,R,S,T,V,W | SK-327 | 971582 | 12.95 | L |
| RM125 | | 99-09 | | SK-342 | 971595 | 10.95 | L |
| SP125 | | 86-88 | G,H,J | SK-318 | 971573 | 11.95 | L |
| TS125 | DUSTER | 80-81 | T,X | SK-312 | 971567 | 12.95 | L |
| PE175 | ENDURO | 78-79 | C,N | SK-312 | 971567 | 12.95 | L |
| RS175 | | 80-82 | T,X,Z | SK-312 | 971567 | 12.95 | L |
| DS185 | | 78-80 | C,N,T | SK-312 | 971567 | 12.95 | L |
| TS185 | SIERRA | 77-81 | B,C,N,T,X | SK-312 | 971567 | 12.95 | L |
| DF200E | | 97-99 | V,W,X | SK-318 | 971573 | 11.95 | L |
| DR200 | | 86-88 | G,H,J | SK-318 | 971573 | 11.95 | L |
| DR200SE | JEBEL 200 | 96-13 | T,V,W,X,Y,K1,K2,K3,K4,K5,K6,K7,K8,K9,L0,L1,L2,L3 | SK-318 | 971573 | 11.95 | L |
| SP200 | | 86-88 | G,H,J | SK-318 | 971573 | 11.95 | L |
| DR250 | | 82-83 | Z,D | SK-313 | 971568 | 8.95 | L |
| DR250 | | 85 | F | SK-313 | 971568 | 8.95 | L |
| DR250 | | 90-93 | L,M,N,P | SK-319 | 971574 | 13.95 | L |
| DR250RX | DJEBEL 250XC | 05-06 | K5,K6 | SK-343 | 971596 | 11.95 | L |
| DR250S | | 86 | G | SK-321 | 971576 | 9.95 | L |
| DR250S | | 90-92 | L,M,N | SK-319 | 971574 | 13.95 | L |
| DR250SE | | 93-94 | P,R | SK-319 | 971574 | 13.95 | L |
| DR-Z250 | | 01-07 | K1,K2,K3,K4,K5,K6,K7 | SK-343 | 971596 | 11.95 | L |
| DS250 | | 80 | T | SK-301 | 971560 | 10.95 | L |
| PE250 | ENDURO | 77-81 | B,C,N,T,X | SK-303 | 971561 | 10.95 | L |
| RM250 | CHAMPION | 06-09 | K6,K7,K8,K9 | SK-326 | 971581 | 15.95 | L |
| RM250 | CHAMPION | 76-85 | A,B,C/C2,N,T,X,Z,D,E,F | SK-303 | 971561 | 10.95 | L |
| RM250 | CHAMPION | 86-87 | G,H | SK-319 | 971574 | 13.95 | L |
| RM250 | CHAMPION | 88-91 | J,K,L,M | SK-324 | 971579 | 16.95 | L |
| RM250 | CHAMPION | 92-97 | N,P,R,S,T,V | SK-326 | 971581 | 15.95 | L |
| RM250 | CHAMPION | 98-05 | W,X,Y,K1,K2,K3,K4,K5 | SK-306 | 971563 | 12.95 | L |
| RM250XC | CHAMPION | 09 | K9 | SK-326 | 971581 | 15.95 | L |
| RMX250 | | 89-91 | K,L,M | SK-324 | 971579 | 16.95 | L |
| RMX250 | | 92-00 | N,P,R,S,T,V,W,X,Y | SK-326 | 971581 | 15.95 | L |
| RM-Z250 | | 04-09 | K4,K5,K6,K7,K8,K9 | SK-441 | 971640 | 10.95 | L |
| RM-Z250 | | 10-16 | L0,L1,L2,L3,L4,L5,L6 | SK-327 | 971582 | 12.95 | L |
| RS250 | | 80-81 | T,X | SK-303 | 971561 | 10.95 | L |
| SP250 | | 82-83 | Z,D | SK-321 | 971576 | 9.95 | L |
| SP250 | | 85 | F | SK-321 | 971576 | 9.95 | L |
| TS250 | SAVAGE | 76-81 | A,B,C,N,T,X | SK-301 | 971560 | 10.95 | L |
| DR350 | | 90-00 | L,M,N,P,R,S,T,V,W,X,Y | SK-319 | 971574 | 13.95 | L |
| DR350S | | 90-93 | L,M,N,P | SK-319 | 971574 | 13.95 | L |
| DR350SE | | 94-99 | R,S,T,V,W,X | SK-319 | 971574 | 13.95 | L |
| DR370 | | 78-79 | C,N | SK-303 | 971561 | 10.95 | L |
| RM370 | | 76-77 | A,B | SK-303 | 971561 | 10.95 | L |
| SP370 | | 78-79 | C,N | SK-303 | 971561 | 10.95 | L |
| DR400 | | 80 | T | SK-306 | 971563 | 12.95 | L |
| DR400S | | 80-81 | T,X | SK-306 | 971563 | 12.95 | L |
| DR-Z400 | | 00-06 | Y,K1,K2,K3,K4,K5,K6 | SK-338 | 971591 | 15.95 | L |
| DR-Z400E | | 00-07 | Y,K1,K2,K3,K4,K5,K6,K7 | SK-338 | 971591 | 15.95 | L |
| DR-Z400S | | 00-15 | Y,K1,K2,K3,K4,K5,K6,K7,K8,K9,L0,L1,L2,L3,L4,L5 | SK-338 | 971591 | 15.95 | L |
| DR-Z400SM | | 06-15 | K6,K7,K8,K9,L0,L1,L2,L3,L4,L5 | SK-338 | 971591 | 15.95 | L |
| DR-Z400SMZ | | 07 | K7 | SK-338 | 971591 | 15.95 | L |
| PE400 | ENDURO | 80-81 | T,X | SK-306 | 971563 | 12.95 | L |
| RM400 | | 78-80 | C,N,T | SK-303 | 971561 | 10.95 | L |
| SP400 | | 80 | T | SK-306 | 971563 | 12.95 | L |
| TS400 | | 76-77 | A,B | SK-306 | 971563 | 12.95 | L |
| RM-X450 | | 05-15 | K5,K6,K7,K8,K9,L0,L1,L2,L3,L4,L5 | SK-326 | 971581 | 15.95 | L |

CLUTCH SPRING KITS

| MODELS | NAME | YEAR | YEAR CODE | CLUTCH SPRING | PART # | | |
|---------------------------|---------------|-------|--|---------------|--------|-------|---|
| KAWASAKI CONTINUED | | | | | | | |
| RM-X450Z | | 10-15 | L0,L1,L2,L3,L4,L5 | SK-326 | 971581 | 15.95 | L |
| RM-Z450 | | 05-16 | K5,K6,K7,K8,K9,L0,L1,L2,L3,L4,L5,L6 | SK-326 | 971581 | 15.95 | L |
| RM465 | APACHE | 81-82 | X,Z | SK-303 | 971561 | 10.95 | L |
| DR500 | | 81-83 | X,Z,D | SK-321 | 971576 | 9.95 | L |
| RM500 | | 83-84 | D,E | SK-303 | 971561 | 10.95 | L |
| SP500 | | 81-83 | X,Z,D | SK-321 | 971576 | 9.95 | L |
| SP600 | | 85 | F | SK-321 | 971576 | 9.95 | L |
| DR650S | | 90-93 | L,M,N,P | SK-321 | 971576 | 9.95 | L |
| DR650SE | | 94-95 | R,S | SK-321 | 971576 | 9.95 | L |
| DR650SE | | 96-15 | T,V,W,X,Y,K1,K2,K3,K4,K5,K6,K7,K8,K9,L0,L1,L1,L3,L4,L5 | SK-330 | 971585 | 9.95 | L |
| YAMAHA | | | | | | | |
| DT50LC | | 88-90 | U,W,A | SK-219 | 971532 | 8.95 | L |
| YZ50 | | 80 | G | SK-219 | 971532 | 8.95 | L |
| YZ60 | MINI | 81-83 | H,J,K | SK-224 | 971536 | 8.95 | L |
| DT80 | | 81-83 | H,J,K | SK-219 | 971532 | 8.95 | L |
| GT80 | MINI | 76 | C | SK-219 | 971532 | 8.95 | L |
| GTMX | MINI | 76-79 | C,D,E,F | SK-219 | 971532 | 8.95 | L |
| MX80 | MINI | 80-82 | G,H,J | SK-219 | 971532 | 8.95 | L |
| PW80 | Y-ZINGER MINI | 07-10 | W,X,Y,Z | SK-256 | 985060 | 0.95 | L |
| PW80 | Y-ZINGER MINI | 93 | E | SK-220 | 971533 | 11.95 | L |
| PW80 | Y-ZINGER MINI | 95-96 | G,H | SK-220 | 971533 | 11.95 | L |
| PW80 | Y-ZINGER MINI | 98-06 | K1,L,M1,N1,P,R,S,T/TC,V | SK-220 | 971533 | 11.95 | L |
| YZ80 | COMPETITION | 75-80 | B,C,D,E,F,G | SK-258 | 971551 | 8.95 | L |
| YZ80 | COMPETITION | 81-92 | H,J,K,L,N,S,T,U,W,A,B,D | SK-224 | 971536 | 8.95 | L |
| YZ80 | COMPETITION | 93-94 | E1,F1 | SK-258 | 971551 | 8.95 | L |
| YZ80 | COMPETITION | 95-01 | G1,H1,J1,K1,L,M1,N1 | SK-225 | 971537 | 9.95 | L |
| YZ85 | | 02-04 | P,R,S | SK-225 | 971537 | 9.95 | L |
| YZ85 | | 05-15 | T,V,W1,X,Y,Z,A,B,D,E,F | SK-234 | 971541 | 9.95 | L |
| TT-R90 | | 00-07 | M/MC,N,P,R,S,T,V,W | SK-261 | 971554 | 4.95 | L |
| TT-R90E | | 03-07 | R,S,T,V,W | SK-261 | 971554 | 4.95 | L |
| DT100 | | 76-77 | C,D | SK-234 | 971541 | 9.95 | L |
| DT100 | | 78-83 | E,F,G,H,J,K | SK-219 | 971532 | 8.95 | L |
| MX100 | | 79-83 | F,G,H,J,K | SK-219 | 971532 | 8.95 | L |
| RT100 | | 92-00 | D,E,F,G,H,J,K,L,M/MC | SK-219 | 971532 | 8.95 | L |
| YZ100 | | 76-83 | C,D,E,F,G,H,J,K | SK-225 | 971537 | 9.95 | L |
| TT-R110E | | 08-15 | X,Y,Z,A,B,D,E,F | SK-224 | 971536 | 8.95 | L |
| DT125 | | 76 | C | SK-226 | 971538 | 11.95 | L |
| DT125 | | 78-81 | E,F,G,H | SK-222 | 971534 | 9.95 | L |
| IT125 | | 80-81 | G,H | SK-235 | 971542 | 9.95 | L |
| TT-R125 | | 00 | M/MC | SK-224 | 971536 | 8.95 | L |
| TT-R125 | | 01-02 | N,P | SK-219 | 971532 | 8.95 | L |
| TT-R125 | | 03-04 | R,S | SK-224 | 971536 | 8.95 | L |
| TT-R125E | | 04-09 | S,T,V,W,X,Y | SK-224 | 971536 | 8.95 | L |
| TT-R125L | | 00-02 | M,N,P | SK-219 | 971532 | 8.95 | L |
| TT-R125L | | 03-08 | R,S,T,V,W,X | SK-224 | 971536 | 8.95 | L |
| TT-R125LE | | 04-15 | S,T,V,W,X,Y,Z,A,B,D,E,F | SK-224 | 971536 | 8.95 | L |
| TT-R125LW | | 00 | M | SK-224 | 971536 | 8.95 | L |
| XT125 | | 82-83 | J,K/KC | SK-223 | 971535 | 8.95 | L |
| YZ125 | COMPETITION | 02-04 | P,R,S | SK-216 | 971529 | 9.95 | L |
| YZ125 | COMPETITION | 05-16 | T,V,W,X,Y,Z,A1,B1,D1,E2,F2,G2 | SK-205 | 971520 | 9.95 | L |
| YZ125 | COMPETITION | 76-85 | C,D,E,F,G,H,J,K,L,N | SK-225 | 971537 | 9.95 | L |
| YZ125 | COMPETITION | 86-87 | S,T | SK-248 | 971546 | 11.95 | L |
| YZ125 | COMPETITION | 88 | U | SK-226 | 971538 | 11.95 | L |
| YZ125 | COMPETITION | 91-95 | B,D,E,F,G | SK-205 | 971520 | 9.95 | L |
| YZ125 | COMPETITION | 96 | H | SK-216 | 971529 | 9.95 | L |
| YZ125 | COMPETITION | 97-01 | J,K,L,M,N | SK-205 | 971520 | 9.95 | L |
| DT175 | | 78-81 | E,F,G,H | SK-222 | 971534 | 9.95 | L |
| IT175 | RACER | 77-83 | D,E,F,G,H,J,K | SK-225 | 971537 | 9.95 | L |
| MX175 | | 79-81 | F,G,H | SK-222 | 971534 | 9.95 | L |
| RT180 | | 90 | A | SK-222 | 971534 | 9.95 | L |
| RT180 | | 93 | E | SK-222 | 971534 | 9.95 | L |

- accessories
- body
- handlebar & grips
- cables & levers
- exhaust
- engine
- fuel & intake
- electrical & ignition
- clutch**
- drive
- bearings
- brakes
- steering & suspension
- tires
- tools & shop

CLUTCH SPRING KITS

| MODELS | NAME | YEAR | YEAR CODE | CLUTCH SPRING | PART # | | |
|-------------------------|-------------|-------|--|---------------|--------|-------|---|
| YAMAHA CONTINUED | | | | | | | |
| RT180 | | 95-98 | G,H,J,K | SK-222 | 971534 | 9.95 | L |
| BW200 | BIG WHEEL | 85 | N | SK-206 | 971521 | 8.95 | L |
| BW200 | BIG WHEEL | 86 | S | SK-227 | 971539 | 8.95 | L |
| BW200E | BIG WHEEL | 86-88 | S,T,U | SK-227 | 971539 | 8.95 | L |
| TW200 | TRAILWAY | 87-15 | T/TC,U/UC,W/WC,A/AC,B/
BC,D/DC,E/EC,F/FC,G/GC,H/
HC,J/JC,K/KC,L/LC,M/MC,N/
NC,P/PC,R/RC,S/SC,T1/
T1C,V/VC,W1/W1C,X/XC,Y/
YC,Z/ZC,A1/A1C,B1,D1/
D1C,E1,F1 | SK-206 | 971521 | 8.95 | L |
| XT200 | | 82-83 | J,K/KC | SK-206 | 971521 | 8.95 | L |
| TT225 | | 86-87 | S,T | SK-206 | 971521 | 8.95 | L |
| TT225 | | 99 | L/LC | SK-206 | 971521 | 8.95 | L |
| TT-R225 | | 00-04 | M/MC,N/NC,P/PC,R/RC,S/SC | SK-206 | 971521 | 8.95 | L |
| XT225 | SEROW | 92-07 | D/DC,E/EC,F/FC,G/GC,H/
HC,J/JC,K/KC,L/LC,M/MC,N/
NC,P/PC,R/RC,S/SC,T/TC,V/
VC,W/WC | SK-206 | 971521 | 8.95 | L |
| TT-R230 | | 05-15 | T/TC,V/VC,W/
WC,X,Y,Z,A,B,D,E,F | SK-206 | 971521 | 8.95 | L |
| DT250 | | 74 | A | SK-241 | 971544 | 11.95 | L |
| DT250 | | 76 | C | SK-226 | 971538 | 11.95 | L |
| DT250 | | 77-79 | D,E,F | SK-228 | 971540 | 11.95 | L |
| IT250 | | 77-83 | D,E,F,G,H,J,K | SK-226 | 971538 | 11.95 | L |
| TT250 | | 80-82 | G,H,J | SK-207 | 971522 | 8.95 | L |
| TT-R250 | | 99-06 | L/LC,M/MC,N/NC,P/PC,R/
RC,S/SC,T/TC,V/VC | SK-216 | 971529 | 9.95 | L |
| TY250 | | 74 | A | SK-241 | 971544 | 11.95 | L |
| TY250 | | 76-77 | C,D | SK-226 | 971538 | 11.95 | L |
| WR250F | | 02 | P | SK-248 | 971546 | 11.95 | L |
| WR250F | | 04-15 | S,T,V,W,X,Y,Z,A,B,D,E,F | SK-248 | 971546 | 11.95 | L |
| WR250R | | 12-15 | B,D,E,F | SK-216 | 971529 | 9.95 | L |
| WR250X | | 11-15 | A,B,D,E,F | SK-216 | 971529 | 9.95 | L |
| WR250Z | | 91-98 | B,D,E,F,G,H,J,K | SK-211 | 971526 | 11.95 | L |
| XT250 | SEROW 250 | 09-15 | Y/YC,Z/ZC,A/AC,B,D,E,F | SK-216 | 971529 | 9.95 | L |
| XT250 | | 80-84 | G,H,J,K/KC,L/LC | SK-207 | 971522 | 8.95 | L |
| XT250X | | 08-15 | X,Y,A,B,C,D,E,F | SK-216 | 971529 | 9.95 | L |
| YZ250 | COMPETITION | 00-01 | M1,N1 | SK-260 | 971553 | 15.95 | L |
| YZ250 | COMPETITION | 02-16 | P,R,S1,T1,V,W1,X,Y,Z,A1,B2,
C2,E2,F2,G2 | SK-262 | 971555 | 10.95 | L |
| YZ250 | COMPETITION | 76-84 | C,D,E,F,G,H,J,K,L | SK-226 | 971538 | 11.95 | L |
| YZ250 | COMPETITION | 85-99 | N,S,T,U,W,A/A1,B/B1,D1,E/
E1,F/F1,G1,H1,J1,K1,L1 | SK-211 | 971526 | 11.95 | L |
| YZ250F | COMPETITION | 01-07 | N,P,R,S,T,V,W | SK-216 | 971529 | 9.95 | L |
| YZ250F | COMPETITION | 08-16 | X,Y,Z,A,B,C,E,F,G | SK-248 | 971546 | 11.95 | L |
| YZ250FX | | 15 | F | SK-248 | 971546 | 11.95 | L |
| YZ250WR | COMPETITION | 90 | A | SK-211 | 971526 | 11.95 | L |
| TT350 | | 86-87 | S,T | SK-209 | 971524 | 9.95 | L |
| TY350 | | 85-86 | N,S | SK-251 | 971547 | 13.95 | L |
| XT350 | | 85-00 | N/NC,S/SC,T/TC,U/UC,W/
WC,A/AC,B/BC,D/DC,E/EC,F/
FC,G/GC,H/HC,J/JC,K/KC,L/
LC,M/MC | SK-209 | 971524 | 9.95 | L |
| DT400 | | 76 | C | SK-226 | 971538 | 11.95 | L |
| DT400 | | 77-78 | D,E | SK-228 | 971540 | 11.95 | L |
| IT400 | | 76-79 | C,D,E,F | SK-226 | 971538 | 11.95 | L |
| WR400F | | 98-00 | K,L,M | SK-259 | 971552 | 12.95 | L |
| YZ400 | | 76-79 | C,D,E,F | SK-226 | 971538 | 11.95 | L |
| YZ400F | | 98-99 | K,L | SK-216 | 971529 | 9.95 | L |
| IT425 | | 80 | G | SK-226 | 971538 | 11.95 | L |
| WR426F | | 01-02 | N,P | SK-260 | 971553 | 15.95 | L |
| YZ426F | | 00 | M | SK-201 | 971516 | 12.95 | L |
| YZ426F | | 01-02 | N,P | SK-262 | 971555 | 10.95 | L |
| WR450F | | 04 | S | SK-260 | 971553 | 15.95 | L |
| WR450F | | 05-15 | T,V,W,X,Y,Z,A,B,D,E,F | SK-262 | 971555 | 10.95 | L |

CLUTCH SPRING KITS

| MODELS | NAME | YEAR | YEAR CODE | CLUTCH SPRING | PART # | |
|-------------------------|------|-------|---------------------|---------------|---------------|----------------|
| YAMAHA CONTINUED | | | | | | |
| YZ450F | | 03-06 | R,S,T,V/VC | SK-260 | 971553 | 15.95 L |
| YZ450F | | 07-13 | W,X,Y,Z,A,B,D | SK-262 | 971555 | 10.95 L |
| YZ450F | | 14-16 | E,F,G | SK-260 | 971553 | 15.95 L |
| IT465 | | 81-82 | H,J | SK-226 | 971538 | 11.95 L |
| YZ465 | | 80-81 | G,H | SK-226 | 971538 | 11.95 L |
| IT490 | | 82-84 | J,K,L | SK-226 | 971538 | 11.95 L |
| YZ490 | | 82-90 | J,K,L,N,S,T,U,W,A | SK-226 | 971538 | 11.95 L |
| TT500 | | 76-81 | C,D,E,F,G,H | SK-204 | 971519 | 12.95 L |
| WR500Z | | 92-93 | D,E | SK-226 | 971538 | 11.95 L |
| XT500 | | 76-82 | C,D,E,F,G,H,J | SK-204 | 971519 | 12.95 L |
| XT550 | | 82-83 | J,K | SK-210 | 971525 | 9.95 L |
| TT600 | | 83-86 | K,L,N,S | SK-213 | 971527 | 9.95 L |
| XT600 | | 84 | L/LC | SK-213 | 971527 | 9.95 L |
| XT600 | | 86-87 | S/SC,T/TC | SK-213 | 971527 | 9.95 L |
| XT600 | | 88-89 | U/UC,W/WC | SK-210 | 971525 | 9.95 L |
| XT600 | | 92-95 | D/DC,E/EC,F/FC,G/GC | SK-210 | 971525 | 9.95 L |
| XT600E | | 90-91 | A/AC,B/BC | SK-210 | 971525 | 9.95 L |



- accessories
- body
- handlebar & grips
- cables & levers
- exhaust
- engine
- fuel & intake
- electrical & ignition
- clutch**
- drive
- bearings
- brakes
- steering & suspension
- tires
- tools & shop

- accessories
- body
- handlebar & grips
- cables & levers
- exhaust
- engine
- fuel & intake
- electrical & ignition
- clutch**
- drive
- bearings
- brakes
- steering & suspension
- tires
- tools & shop



All ProX Parts are manufactured to highest quality standards at "state of the art" manufacturing facilities around the world. These manufacturing factories include reputable businesses that manufacture OEM (Original Equipment Manufacturing) parts for leading motorcycle brands world wide.

With the experience and long established relationships ProX Racing Parts is therefore always able to select the best manufacturer to meet or exceed high level requirements regarding technical specifications and market.

Through the years ProX has proven to be a strong and reliable partner in parts supply and development for several well known brands.



PRO X STEEL CLUTCH PLATES

- PROX Clutch plates are made in Japan by the leading O.E. manufacturers.
- The good quality and low pricing make the plates a relatively cheap solution when repairing your clutch.



| MODEL | YEAR | STEEL CLUTCH PLATE SETS | |
|-----------------|-------|-------------------------|---------|
| GAS GAS | | | |
| MC/EC 125 | 00-11 | 110530 | 51.42 G |
| EC 250 F | 10-15 | 110418 | 26.93 G |
| EC 300 F | 13-15 | 110418 | 26.93 G |
| EC 450 F | 13-15 | 112603 | 30.68 G |
| HONDA | | | |
| CR 80 | 87-02 | 110358 | 22.41 G |
| CR 85 | 03-07 | 110358 | 22.41 G |
| CR 125 | 85-89 | ---- | |
| CR 125 | 90-99 | ---- | |
| CR 125 | 00-07 | ---- | |
| CRF 150 R | 07-16 | 110367 | 32.96 G |
| CR 250 | 84-89 | 110370 | 43.72 G |
| CR 250 | 90-93 | 110372 | 51.01 G |
| CR 250 | 94-07 | 110373 | 53.91 G |
| XR 250 | 78-80 | 110363 | 44.56 G |
| XR 250 R | 84-04 | 110380 | 39.90 G |
| XR 250 Tornado | 01-12 | 110380 | 39.90 G |
| CRF 250 R | 04-16 | 110375 | 55.86 G |
| CRF 250 X | 04-16 | 110375 | 55.86 G |
| XR 400 R | 96-04 | 110384 | 47.88 G |
| CRF 450 R | 02-16 | 110382 | 61.18 G |
| CRF 450 X | 05-16 | 110382 | 61.18 G |
| CR 500 | 84-89 | 110370 | 43.72 G |
| CR 500 | 90-01 | 110372 | 51.01 G |
| XR 600 R | 85-00 | 110390 | 45.41 G |
| XR 650 R | 00-07 | 110390 | 45.41 G |
| HUSABERG | | | |
| TE 125 | 12-14 | 110529 | 44.00 G |
| TE 250 | 13-14 | 110534 | 35.91 G |
| FE 250 | 13 | 110375 | 55.86 G |
| FE 250 | 14 | 110534 | 35.91 G |
| TE 300 | 13-14 | 110534 | 35.91 G |
| FE 350 | 13-14 | 110534 | 35.91 G |
| FE 390 | 10-12 | 113540 | 69.57 G |
| FE 450 | 09 | 113539 | 64.56 G |
| FE 450 | 10-12 | 113540 | 69.57 G |
| FE 450 | 13-14 | 110534 | 35.91 G |

| MODEL | YEAR | STEEL CLUTCH PLATE SETS | |
|---------------------------|-------|-------------------------|---------|
| HUSABERG CONTINUED | | | |
| FX 450 | 10-12 | 113540 | 69.57 G |
| FE 501 | 13-14 | 110534 | 35.91 G |
| FE 570 | 09-10 | 113539 | 64.56 G |
| FE 570 | 11 | 113540 | 69.57 G |
| FE 570 | 12 | 113539 | 64.56 G |
| HUSQVARNA | | | |
| TC 85 | 14-16 | 112604 | 23.14 G |
| CR 125 | 00-13 | 112605 | 46.92 G |
| WR 125 | 00-13 | 112605 | 46.92 G |
| TC 125 | 14-16 | 110529 | 44.00 G |
| TE 125 | 14-16 | 110529 | 44.00 G |
| CR 250 | 00-05 | 110382 | 61.18 G |
| WR 250 | 00-13 | 110382 | 61.18 G |
| TC 250 2-Stroke | 14-16 | 110534 | 35.91 G |
| TE 250 2-Stroke | 14-16 | 110534 | 35.91 G |
| WR 300 | 09-13 | 110382 | 61.18 G |
| TC 250 | 09-13 | 113541 | 47.88 G |
| TE 250 | 10-13 | 113541 | 47.88 G |
| TXC 250 | 10-13 | 113541 | 47.88 G |
| FC 250 | 14-15 | 110534 | 35.91 G |
| GAS GAS | | | |
| FC 250 | 16 | ---- | |
| FE 250 | 14-16 | 110534 | 35.91 G |
| TE 300 2-Stroke | 14-16 | 110534 | 35.91 G |
| TE 310 | 11-13 | 113541 | 47.88 G |
| TXC 310 | 12-13 | 113541 | 47.88 G |
| FC 350 | 14-15 | 110534 | 35.91 G |
| FC 350 | 16 | ---- | |
| FE 350 | 14-16 | 110534 | 35.91 G |
| TC 450 | 08-10 | 110382 | 61.18 G |
| TE 450 | 08-10 | 110382 | 61.18 G |
| TXC 450 | 08-10 | 110382 | 61.18 G |
| SMR 450 | 08-10 | 110382 | 61.18 G |
| SMR 450 R | 09 | 110382 | 61.18 G |

PRO X STEEL CLUTCH PLATES



| MODEL | YEAR | STEEL CLUTCH PLATE SETS | |
|--------------------------|-------|-------------------------|---------|
| GAS GAS CONTINUED | | | |
| FC 450 | 14-16 | 110534 | 35.91 G |
| FE 450 | 14-16 | 110534 | 35.91 G |
| FS 450 | 15-16 | 110534 | 35.91 G |
| FE 501 | 14-16 | 110534 | 35.91 G |
| TE 510 | 08-10 | 110382 | 61.18 G |
| TXC 510 | 08-10 | 110382 | 61.18 G |
| SMR 510 | 08-10 | 110382 | 61.18 G |
| SMR 530 R | 09 | 110382 | 61.18 G |
| KAWASAKI | | | |
| KX 60 | 83-03 | 110487 | 25.80 G |
| KX 65 | 00-16 | 110487 | 25.80 G |
| KDX 80 | 80-81 | 110489 | 19.35 G |
| KX 80 | 79-80 | 110489 | 19.35 G |
| KX 80 | 81-84 | 110487 | 25.80 G |
| KX 80 | 85-87 | 110491 | 32.25 G |
| KX 80 | 88-90 | 110493 | 38.70 G |
| KX 80 | 98-00 | 110495 | 32.90 G |
| KX 85 | 01-16 | 110495 | 32.90 G |
| KX 100 | 98-16 | 110495 | 32.90 G |
| KX 125 | 85-87 | 110497 | 39.48 G |
| KX 125 | 94-08 | 110499 | 39.48 G |
| KDX 200 | 86-87 | 110497 | 39.48 G |
| KDX 200 | 95-06 | 110502 | 55.86 G |
| KDX 220 R | 97-05 | 110502 | 55.86 G |
| KDX 250 | 91-94 | 110505 | 54.95 G |
| KX 250 | 87-90 | 110506 | 58.83 G |
| KX 250 | 91 | 110505 | 54.95 G |
| KX 250 | 92-08 | 110507 | 58.83 G |
| KX 250 F | 04-16 | 110510 | 46.06 G |
| KX 450 F | 06-16 | 110471 | 36.25 G |
| KLX 450 R | 08-15 | 110471 | 36.25 G |
| KX 500 | 87-04 | 110506 | 58.83 G |
| KTM | | | |
| 60 SX | 97-99 | 112606 | 18.43 G |
| 65 SX | 00-16 | 112606 | 18.43 G |
| 85 SX | 03-16 | 112604 | 23.14 G |
| 105 SX | 04-11 | 112604 | 23.14 G |
| 125 SX-EXC | 98-16 | 110529 | 44.00 G |
| 144 SX | 08 | 110529 | 44.00 G |
| 150 SX | 09-16 | 110529 | 44.00 G |
| 200 SX-EXC | 98-16 | 110529 | 44.00 G |
| 250 SX | 94-12 | 112607 | 37.01 G |
| 250 SX | 13-16 | 110534 | 35.91 G |
| 250 EXC | 94-12 | 112607 | 37.01 G |
| 250 EXC | 13-16 | 110534 | 35.91 G |
| 250 SX-F | 06-12 | 110375 | 55.86 G |
| 250 SX-F | 13-15 | 110534 | 35.91 G |
| 250 SX-F | 16 | ---- | |
| 250 EXC-F | 07-13 | 110375 | 55.86 G |
| 250 EXC-F | 14-16 | 110534 | 35.91 G |
| 300 EXC | 94-12 | 112607 | 37.01 G |
| 350 SX-F | 11-15 | 110534 | 35.91 G |
| 350 SX-F | 16 | ---- | |
| 350 EXC-F | 12-16 | 110534 | 35.91 G |
| Freeride 350 | 12-16 | 110534 | 35.91 G |
| 360 SX | 96-97 | 112607 | 37.01 G |
| 360 EXC | 96-97 | 112607 | 37.01 G |

| MODEL | YEAR | STEEL CLUTCH PLATE SETS | |
|----------------------|-------|-------------------------|----------|
| KTM CONTINUED | | | |
| 380 SX | 98-02 | 112607 | 37.01 G |
| 380 EXC | 98-02 | 112607 | 37.01 G |
| 400 EXC | 09 | 113539 | 64.56 G |
| 400 EXC | 10-11 | 113540 | 69.57 G |
| 450 EXC Racing | 03 | 110539 | 31.92 G |
| 450 EXC Racing | 04-05 | 110538 | 31.92 G |
| 450 EXC Racing | 06-07 | 110539 | 31.92 G |
| 450 SX | 03 | 110539 | 31.92 G |
| 450 SX | 04-05 | 110538 | 31.92 G |
| 450 SX | 06 | 110539 | 31.92 G |
| 450 SX-F | 07-11 | 110535 | 25.90 G |
| 450 SX-F | 12-16 | 110534 | 35.91 G |
| 450 EXC-R | 08-09 | 113539 | 64.56 G |
| 450 EXC-R | 10-11 | 113540 | 69.57 G |
| 450 EXC | 12-16 | 110534 | 35.91 G |
| 450 SMR | 08 | 110535 | 25.90 G |
| 450 SMR | 13-14 | 110534 | 35.91 G |
| 500 EXC | 12-16 | 110534 | 35.91 G |
| 505 SX-F | 08 | 110535 | 25.90 G |
| 505 XC-F | 09 | 110535 | 25.90 G |
| 520 SX-EXC | 02 | 110539 | 31.92 G |
| 525 SX-EXC | 03 | 110539 | 31.92 G |
| 525 SX-EXC | 04-05 | 110538 | 31.92 G |
| 525 SX-EXC | 06-07 | 110539 | 31.92 G |
| 525 SMR | 04-05 | 110538 | 31.92 G |
| 530 EXC-R | 08-09 | 113539 | 64.56 G |
| 530 EXC-R | 10-11 | 113540 | 69.57 G |
| 560 SMR | 06-07 | 110539 | 31.92 G |
| SUZUKI | | | |
| RM 65 | 03-05 | 110487 | 25.80 G |
| RM 80 | 89-01 | 112608 | 18.62 G |
| RM 85 | 02-16 | 112608 | 18.62 G |
| RM 125 | 92-11 | 110457 | 46.06 G |
| RM 250 | 88-91 | 110461 | 51.99 G |
| RM 250 | 92-93 | 110463 | 59.42 G |
| RM 250 | 94-95 | 110461 | 51.99 G |
| RM 250 | 96-12 | 110465 | 39.23 G |
| RM-Z 250 | 04-16 | 110510 | 46.06 G |
| DR 350 | 90-99 | | \$0.01 0 |
| DR-Z 400 | 00-16 | 110471 | 36.25 G |
| RM-Z 450 | 05-16 | 110473 | 45.15 G |
| RMX 450 Z | 10-16 | 110473 | 45.15 G |
| YAMAHA | | | |
| YZ 85 | 02-16 | 112609 | 24.34 G |
| YZ 125 | 91-92 | 110403 | 27.75 G |
| YZ 125 | 93-16 | 110405 | 32.38 G |
| YZ 250 | 88-90 | 110413 | 24.37 G |
| YZ 250 | 94-16 | 110416 | 28.43 G |
| YZ 250 X | 16 | 110416 | 28.43 G |
| YZ 250 F | 01-16 | 110418 | 26.93 G |
| YZ 250 FX | 15-16 | 110418 | 26.93 G |
| WR 250 F | 01-16 | 110418 | 26.93 G |
| WR 250 X/R | 08-16 | | \$0.01 0 |
| YZ 426 F | 00-02 | 110428 | 32.49 G |
| YZ 450 F | 03-06 | 110428 | 32.49 G |
| YZ 450 F | 07-16 | 110416 | 28.43 G |
| YZ 450 FX | 16 | 112603 | 30.68 G |
| WR 450 F | 04 | | \$0.01 0 |
| WR 450 F | 05-16 | 112603 | 30.68 G |

- accessories
- body
- handlebar & grips
- cables & levers
- exhaust
- engine
- fuel & intake
- electrical & ignition
- clutch**
- drive
- bearings
- brakes
- steering & suspension
- tires
- tools & shop

PRO X FIBER FRICTION PLATES



- PROX Clutch plates are made in Japan by the leading O.E. manufacturers.
- The good quality and low pricing make the plates a relatively cheap solution when repairing your clutch.



| MODEL | YEAR | FRICTION PLATE SET | |
|-----------------|-------|--------------------|----------|
| GAS GAS | | | |
| MC/EC 125 | 00-11 | 110364 | 80.70 G |
| EC 250 F | 10-13 | 110417 | 93.22 G |
| EC 250 F | 14-15 | 112602 | 98.74 G |
| EC 300 F | 13 | 110417 | 93.22 G |
| EC 300 F | 14-15 | 112602 | 98.74 G |
| EC 450 F | 13-15 | 110433 | 84.09 G |
| HONDA | | | |
| XR 80 R | 79-03 | 110356 | 25.21 G |
| CRF 80 F | 04-13 | 110356 | 25.21 G |
| CR 80 | 87-02 | 110357 | 49.03 G |
| CR 85 | 03-04 | 110357 | 49.03 G |
| CR 85 | 05-07 | 110359 | 44.85 G |
| XR 100 R | 81-86 | 110360 | 33.62 G |
| XR 100 R | 87-03 | 110361 | 39.24 G |
| CRF 100 F | 04-13 | 110361 | 39.24 G |
| CR 125 | 83-84 | 110376 | 84.04 G |
| CR 125 | 85-89 | ---- | |
| CR 125 | 90-99 | 110362 | 70.61 G |
| CR 125 | 00-07 | 110364 | 80.70 G |
| CRF 150 R | 07-16 | 110366 | 53.82 G |
| XR 185 | 79 | 110368 | 42.03 G |
| XR 200 | 80-84 | 110368 | 42.03 G |
| XR 200 R | 81-02 | 110368 | 42.03 G |
| CR 250 | 84-89 | 110369 | 99.04 G |
| CR 250 | 90-07 | 110371 | 113.18 G |
| XR 250 R | 86-95 | 110376 | 84.04 G |
| XR 250 R | 86-04 | 110377 | 63.91 G |
| XR 250 Tornado | 01-12 | 110379 | 64.71 G |
| CRF 250 R | 04-07 | 110374 | 80.70 G |
| CRF 250 R | 08-09 | 110378 | 80.70 G |
| CRF 250 R | 10 | 110374 | 80.70 G |
| CRF 250 R | 11-16 | 110378 | 80.70 G |
| CRF 250 X | 04-16 | 110378 | 80.70 G |
| XR 350 R | 83-85 | 110376 | 84.04 G |
| XR 400 R | 96-04 | 110383 | 74.57 G |
| CRF 450 R | 02-10 | 110381 | 84.09 G |
| CRF 450 R | 11-16 | 110386 | 84.25 G |
| CRF 450 X | 05-16 | 110381 | 84.09 G |
| XL 500 S | 79-81 | 110387 | 66.38 G |
| XL 500 R | 82 | 110387 | 66.38 G |
| XR 500 R | 81-84 | 110388 | 65.66 G |
| CR 500 | 84-89 | 110369 | 99.04 G |
| CR 500 | 90-01 | 110371 | 113.18 G |
| XR 600 R | 85-00 | 110389 | 97.06 G |
| XR 650 R | 00-07 | 110391 | 66.17 G |
| HUSABERG | | | |
| TE 125 | 12-14 | 110528 | 70.61 G |
| TE 250 | 11-12 | 110532 | 154.05 G |

| MODEL | YEAR | FRICTION PLATE SET | |
|---------------------------|-------|--------------------|----------|
| HUSABERG CONTINUED | | | |
| FE 250 | 13 | 110374 | 80.70 G |
| TE 300 | 11-12 | 110532 | 154.05 G |
| FE 350 | 13-14 | 112000 | 107.35 G |
| FE 390 | 10-12 | 110542 | 199.66 G |
| FE 450 | 04-08 | 110536 | 67.66 G |
| FE 450 | 09-12 | 110542 | 199.66 G |
| FE 450 | 13-14 | 112000 | 107.35 G |
| FX 450 | 10-12 | 110542 | 199.66 G |
| FE 501 | 13-14 | 112000 | 107.35 G |
| FE 550 | 04-08 | 110536 | 67.66 G |
| FE 570 | 09-12 | 110542 | 199.66 G |
| FE 650 | 04-08 | 110536 | 67.66 G |
| FS 650 | 04-08 | 110536 | 67.66 G |
| HUSQVARNA | | | |
| TC 85 | 14-16 | 110527 | 58.86 G |
| CR 125 | 00-13 | 110362 | 70.61 G |
| WR 125 | 00-13 | 110362 | 70.61 G |
| WRE 125 | 01-10 | 110362 | 70.61 G |
| SM 125 | 01-10 | 110362 | 70.61 G |
| TC 125 | 14-16 | 110528 | 70.61 G |
| TE 125 | 14-16 | 110528 | 70.61 G |
| CR 250 | 00-05 | 110371 | 113.18 G |
| WR 250 | 00-13 | 110371 | 113.18 G |
| TC 250 | 09-13 | 110544 | 70.59 G |
| TE 250 | 10-13 | 110544 | 70.59 G |
| TXC 250 | 10-13 | 110544 | 70.59 G |
| FC 250 | 14-15 | 112000 | 107.35 G |
| FC 250 | 16 | --- | |
| WR 300 | 09-13 | 110371 | 113.18 G |
| TE 310 | 11-13 | 110544 | 70.59 G |
| TXC 310 | 12-13 | 110544 | 70.59 G |
| FC 350 | 14-15 | 112000 | 107.35 G |
| FC 350 | 16 | --- | |
| FE 350 | 14-16 | 112000 | 107.35 G |
| TC 450 | 08-10 | 110381 | 84.09 G |
| TE 450 | 08-10 | 110381 | 84.09 G |
| TXC 450 | 08-10 | 110381 | 84.09 G |
| SMR 450 | 08-10 | 110381 | 84.09 G |
| SMR 450 R | 09 | 110381 | 84.09 G |
| FC 450 | 14-16 | 112000 | 107.35 G |
| FE 450 | 14-16 | 112000 | 107.35 G |
| FS 450 | 15-16 | 112000 | 107.35 G |
| FE 501 | 14-16 | 112000 | 107.35 G |
| TE 510 | 08-10 | 110381 | 84.09 G |
| TXC 510 | 08-10 | 110381 | 84.09 G |
| SMR 510 | 08-10 | 110381 | 84.09 G |
| SMR 530 R | 09 | 110381 | 84.09 G |
| KAWASAKI | | | |
| KX 60 | 88-04 | 110486 | 46.90 G |
| KX 65 | 00-16 | 110486 | 46.90 G |
| KX 80 | 79-80 | 110488 | 37.53 G |
| KX 80 | 81-84 | 110486 | 46.90 G |
| KX 80 | 85-87 | 110490 | 56.29 G |
| KX 80 | 88 | 110492 | 66.65 G |
| KX 80 | 98-00 | 110494 | 57.99 G |
| KDX 80 | 80-81 | 110488 | 37.53 G |
| KX 85 | 01-16 | 110494 | 57.99 G |
| KX 100 | 98-16 | 110494 | 57.99 G |
| KX 125 | 85-87 | 110496 | 70.61 G |
| KX 125 | 94-96 | 110498 | 101.01 G |
| KX 125 | 97-08 | 110500 | 90.37 G |
| KDX 200 | 86-88 | 110496 | 70.61 G |

PRO X FIBER FRICTION PLATES



| MODEL | YEAR | FRICTION PLATE SET | |
|---------------------------|-------|--------------------|----------|
| KAWASAKI CONTINUED | | | |
| KDX 200 | 89-94 | 112598 | 91.49 G |
| KDX 200 | 95-06 | 110501 | 89.64 G |
| KDX 220 R | 97-05 | 110501 | 89.64 G |
| KDX 250 | 82-84 | 110503 | 70.61 G |
| KX 250 | 87-91 | 110504 | 94.39 G |
| KX 250 | 92-08 | 110508 | 90.44 G |
| KX 250 F | 04 | 110509 | 97.46 G |
| KX 250 F | 05 | 110511 | 100.85 G |
| KX 250 F | 06-16 | 110512 | 100.85 G |
| KLX 400 R | 03 | 110470 | 95.29 G |
| KX 450 F | 06-09 | 110513 | 92.49 G |
| KX 450 F | 10-16 | 110381 | 84.09 G |
| KLX 450 R | 08-15 | 110381 | 84.09 G |
| KX 500 | 87-04 | 110504 | 94.39 G |
| KTM | | | |
| 60 SX | 97-99 | 110526 | 39.50 G |
| 65 SX | 00-16 | 110526 | 39.50 G |
| 85 SX | 03-16 | 110527 | 58.86 G |
| 105 SX | 04-11 | 110527 | 58.86 G |
| 125 SX-EXC | 98-16 | 110528 | 70.61 G |
| 144 SX | 08 | 110528 | 70.61 G |
| 150 SX | 09-16 | 110528 | 70.61 G |
| 200 SX-EXC | 98-16 | 110528 | 70.61 G |
| 250 SX-EXC | 91-12 | --- | |
| 250 SX-F | 06-12 | 110374 | 80.70 G |
| 250 SX-F | 13-15 | 112000 | 107.35 G |
| 250 SX-F | 16 | --- | |
| 250 EXC-F | 07-13 | 110374 | 80.70 G |
| 300 SX-EXC | 91-12 | --- | |
| 350 SX-F | 11-15 | 112000 | 107.35 G |
| 350 SX-F | 16 | --- | |
| 350 EXC-F | 12-16 | 112000 | 107.35 G |
| Freeride 350 | 12-13 | 112000 | 107.35 G |
| 360 SX-EXC | 96-97 | --- | |
| 380 SX-EXC | 98-02 | --- | |
| 400 LC4 | 98-01 | 110543 | 143.09 G |
| 400 EXC | 09-11 | 110542 | 199.66 G |
| 450 SX | 04-06 | 110536 | 67.66 G |
| 450 EXC Racing | 03 | 110537 | 67.66 G |
| 450 EXC Racing | 04-07 | 110536 | 67.66 G |
| 450 SX-F | 07-11 | 110540 | 201.95 G |
| 450 SX-F | 12-16 | 112000 | 107.35 G |
| 450 EXC-R | 08 | 110541 | 187.54 G |
| 450 EXC-R | 09-11 | 110542 | 199.66 G |
| 450 EXC | 12-16 | 112000 | 107.35 G |
| 450 SMR | 08 | 110540 | 201.95 G |
| 450 SMR | 13-14 | 112000 | 107.35 G |
| 500 EXC | 12-16 | 112000 | 107.35 G |
| 505 SX-F | 08 | 110540 | 201.95 G |
| 505 XC-F | 09 | 110540 | 201.95 G |
| 520 SX-EXC | 00-02 | 110537 | 67.66 G |
| 525 SX-EXC | 03 | 110537 | 67.66 G |
| 525 SX-EXC | 04-07 | 110536 | 67.66 G |
| 525 SMR | 04-05 | 110536 | 67.66 G |
| 530 EXC-R | 08 | 110541 | 187.54 G |
| 530 EXC-R | 09-11 | 110542 | 199.66 G |
| 560 SMR | 06-07 | 110536 | 67.66 G |
| 625 SXC | 02-07 | 110543 | 143.09 G |
| 640 LC4 | 98-06 | 110543 | 143.09 G |
| SUZUKI | | | |
| RM 65 | 03-05 | 110486 | 46.90 G |
| RM 80 | 89-01 | 110455 | 44.85 G |

| MODEL | YEAR | FRICTION PLATE SET | |
|-------------------------|-------|--------------------|----------|
| SUZUKI CONTINUED | | | |
| RM 85 | 02-16 | 110455 | 44.85 G |
| RM 125 | 92-01 | 110456 | 96.43 G |
| RM 125 | 02-11 | 110458 | 101.98 G |
| RM 250 | 88-91 | 110459 | 107.64 G |
| RM 250 | 92-93 | 110462 | 121.09 G |
| RM 250 | 96-02 | 110464 | 113.54 G |
| RM 250 | 03-05 | 110466 | 104.24 G |
| RM 250 | 06-12 | 110467 | 104.20 G |
| RM-Z 250 | 04 | 110509 | 97.46 G |
| RM-Z 250 | 05-06 | 110511 | 100.85 G |
| RM-Z 250 | 07-10 | 110468 | 97.46 G |
| RM-Z 250 | 11-16 | 113537 | 115.47 G |
| DR-Z 250 | 01-07 | 112600 | 90.89 G |
| DR 350 | 90-99 | 112601 | 94.16 G |
| DR-Z 400 | 00-16 | 110470 | 95.29 G |
| RM-Z 450 | 05-07 | 110472 | 104.20 G |
| RM-Z 450 | 08-16 | 110477 | 104.20 G |
| RMX 450 Z | 10-16 | 110478 | 104.20 G |
| YAMAHA | | | |
| YZ 80 | 83-92 | 110399 | 46.90 G |
| YZ 80 | 93-94 | 110400 | 62.22 G |
| YZ 80 | 95-01 | 110401 | 70.61 G |
| YZ 85 | 02-16 | 110401 | 70.61 G |
| YZ 125 | 91-92 | 110402 | 82.59 G |
| YZ 125 | 93-97 | 110404 | 94.39 G |
| YZ 125 | 98-99 | 110406 | 79.57 G |
| YZ 125 | 00-04 | 110407 | 83.28 G |
| YZ 125 | 05-16 | 110404 | 94.39 G |
| TT-R 125 | 00-16 | 110410 | 34.31 G |
| WR 250 | 91-93 | 110414 | 82.59 G |
| WR 250 | 94-97 | 110415 | 94.39 G |
| YZ 250 | 83-87 | 110411 | 87.05 G |
| YZ 250 | 88-90 | 110412 | 82.59 G |
| YZ 250 | 91-92 | 110414 | 82.59 G |
| YZ 250 | 93-16 | 110415 | 94.39 G |
| YZ 250 X | 16 | 110415 | 94.39 G |
| YZ 250 F | 01-07 | 110417 | 93.22 G |
| YZ 250 F | 08-16 | 110423 | 96.62 G |
| YZ 250 FX | 15-16 | 110423 | 96.62 G |
| WR 250 F | 01-13 | 110417 | 93.22 G |
| WR 250 F | 15-16 | 110423 | 96.62 G |
| TT 350 | 85-95 | ---- | |
| YZ 400 F | 98-99 | 110426 | 86.25 G |
| WR 400 F | 98-00 | 110426 | 86.25 G |
| YZ 426 F | 00 | 110427 | 106.19 G |
| YZ 426 F | 01-02 | 110429 | 108.69 G |
| WR 426 F | 01-02 | 110429 | 108.69 G |
| YZ 450 F | 03-06 | 110430 | 94.60 G |
| YZ 450 F | 07-13 | 110433 | 84.09 G |
| YZ 450 F | 14-16 | 106610 | 10.37 G |
| YZ 450 FX | 16 | ---- | |
| WR 450 F | 03 | 113515 | 98.43 G |
| WR 450 F | 04 | 110430 | 94.60 G |
| WR 450 F | 05-15 | 110433 | 84.09 G |
| WR 450 F | 16 | ---- | |
| YZ 490 | 82-90 | 110411 | 87.05 G |
| XT 500 | 76-77 | 110436 | 80.70 G |
| XT 550 | 82-83 | 110438 | 81.26 G |
| XT / TT 600 | 84-04 | 110438 | 81.26 G |
| XTZ 600 | 93-90 | ---- | |
| XTZ 660 | 91-96 | ---- | |

- accessories
- body
- handlebar & grips
- cables & levers
- exhaust
- engine
- fuel & intake
- electrical & ignition
- clutch**
- drive
- bearings
- brakes
- steering & suspension
- tires
- tools & shop

PRO X COMPLETE CLUTCH KITS




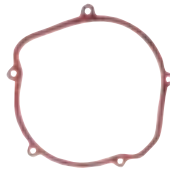
- accessories
- body
- handlebar & grips
- cables & levers
- exhaust
- engine
- fuel & intake
- electrical & ignition
- clutch**
- drive
- bearings
- brakes
- steering & suspension
- tires
- tools & shop



| MODEL | YEAR | COMPLETE CLUTCH KIT | |
|------------------|-------|---------------------|----------|
| BETA | | | |
| RR525 Enduro 4T | 06-09 | 114575 | 123.42 G |
| GAS-GAS | | | |
| EC 250 F | 10-13 | 114576 | 144.81 G |
| EC 300 F | 13 | 114576 | 144.81 G |
| HONDA | | | |
| CR 125 | 90-99 | 114577 | 134.28 G |
| CR 125 | 00-07 | 114578 | 151.66 G |
| CRF 150 R | 07-16 | 114579 | 102.62 G |
| CR 250 | 97-07 | 114580 | 190.95 G |
| CRF 250 R | 04-07 | 114581 | 156.51 G |
| CRF 250 R | 08-09 | 114582 | 156.51 G |
| CRF 250 R | 10 | 114583 | 156.51 G |
| CRF 250 R | 11-13 | 114584 | 156.51 G |
| CRF 250 R | 14-16 | 114585 | 156.51 G |
| CRF 250 X | 04-16 | 114582 | 156.51 G |
| CRF 450 R | 02-08 | 114586 | 169.19 G |
| CRF 450 R | 09-10 | 114587 | 161.16 G |
| CRF 450 R | 11-12 | 114588 | 161.29 G |
| CRF 450 R | 13-16 | 114589 | 173.99 G |
| CRF 450 X | 05-16 | 114586 | 169.19 G |
| HUSABERG | | | |
| TE 125 | 12-14 | 114590 | 134.57 G |
| FE 250 | 13 | 114591 | 156.51 G |
| FE 350 | 13-14 | 114592 | 141.47 G |
| FE 450 | 13-14 | 114592 | 141.47 G |
| FE 501 | 13-14 | 114592 | 141.47 G |
| HUSQVARNA | | | |
| TC 85 | 14-16 | 114593 | 105.96 G |
| CR 125 | 00-13 | 114594 | 139.15 G |
| WR 125 | 00-13 | 114594 | 139.15 G |
| TC 125 | 16 | 114590 | 134.57 G |
| FC 250 | 14-15 | 114595 | 174.05 G |
| FC 350 | 14-15 | 114595 | 174.05 G |
| FE 350 | 14-16 | 114592 | 141.47 G |
| FC 450 | 14-16 | 114592 | 141.47 G |
| FE 450 | 14-16 | 114592 | 141.47 G |
| FS 450 | 15-16 | 114592 | 141.47 G |
| FE 501 | 14-16 | 114592 | 141.47 G |
| KAWASAKI | | | |
| KX 60 | 88-04 | 114596 | 96.56 G |
| KX 65 | 00-16 | 114596 | 96.56 G |
| KX 80 | 81-84 | 114596 | 96.56 G |

| MODEL | YEAR | COMPLETE CLUTCH KIT | |
|---------------------------|-------|---------------------|----------|
| KAWASAKI CONTINUED | | | |
| KX 80 | 98-00 | 114597 | 106.73 G |
| KX 85 | 01-16 | 114597 | 106.73 G |
| KX 100 | 98-16 | 114597 | 106.73 G |
| KX 250 | 92-08 | 114598 | 154.36 G |
| KX 250 F | 05 | 114599 | 166.88 G |
| KX 250 F | 06-16 | 114600 | 166.88 G |
| KX 450 F | 06-09 | 114601 | 148.69 G |
| KX 450 F | 10-16 | 114602 | 140.32 G |
| KLX 450 R | 08-15 | 114602 | 140.32 G |
| KTM | | | |
| 60 SX | 97-99 | 114603 | 86.48 G |
| 65 SX | 00-08 | 114603 | 86.48 G |
| 85 SX | 03-16 | 114593 | 105.96 G |
| 105 SX | 04-11 | 114593 | 105.96 G |
| 125 SX | 16 | 114590 | 134.57 G |
| 125 EXC | 11-12 | 114590 | 134.57 G |
| 144 SX | 08 | 114590 | 134.57 G |
| 150 SX | 09-16 | 114590 | 134.57 G |
| BETA | | | |
| 200 SX | 03-05 | 114590 | 134.57 G |
| 200 EXC | 98-16 | 114590 | 134.57 G |
| 250 SX-F | 06-12 | 114591 | 156.51 G |
| 250 SX-F | 13-15 | 114595 | 174.05 G |
| 250 EXC-F | 07-13 | 114591 | 156.51 G |
| 350 SX-F | 11-15 | 114595 | 174.05 G |
| 350 EXC-F | 12-16 | 114592 | 141.47 G |
| Freeride 350 | 12-13 | 114592 | 141.47 G |
| 450 SX | 06 | 114575 | 123.42 G |
| 450 SX-F | 12-16 | 114592 | 141.47 G |
| 450 EXC | 06-07 | 114575 | 123.42 G |
| 450 EXC | 12-16 | 114592 | 141.47 G |
| 450 SM-R | 06-07 | 114575 | 123.42 G |
| 500 EXC | 12-16 | 114592 | 141.47 G |
| 525 SX-EXC | 06-07 | 114575 | 123.42 G |
| 560 SM-R | 06-07 | 114575 | 123.42 G |
| SUZUKI | | | |
| RM 60 | 03 | 114596 | 96.56 G |
| RM 65 | 03-05 | 114596 | 96.56 G |
| RM 125 | 02-11 | 114604 | 168.02 G |
| RM 250 | 06-12 | 114605 | 167.30 G |
| RM-Z 250 | 05-06 | 114599 | 166.88 G |
| RM-Z 250 | 07-09 | 114606 | 166.88 G |
| RM-Z 250 | 10 | 114608 | 166.88 G |
| RM-Z 250 | 11-16 | 114607 | 181.47 G |
| RM-Z 450 | 05-07 | 114609 | 198.69 G |
| RM-Z 450 | 08-16 | 114610 | 198.69 G |
| YAMAHA | | | |
| YZ 85 | 02-16 | 114611 | 118.91 G |
| YZ 125 | 93-97 | 114612 | 151.46 G |
| YZ 125 | 05-16 | 114612 | 151.46 G |
| YZ 250 | 94-01 | 114613 | 152.19 G |
| YZ 250 | 02-16 | 114614 | 152.19 G |
| YZ 250 X | 16 | 114614 | 152.19 G |
| YZ 250 F | 01-07 | 114576 | 144.81 G |
| YZ 250 F | 08-13 | 114615 | 143.46 G |
| YZ 250 F | 14-16 | 114616 | 148.20 G |
| WR 250 F | 01-13 | 114576 | 144.81 G |
| YZ 450 F | 03-06 | 114617 | 150.97 G |
| YZ 450 F | 07-13 | 114618 | 136.40 G |
| YZ 450 F | 14-16 | 114619 | 134.41 G |
| WR 450 F | 04 | 114617 | 150.97 G |

CLUTCH / IGNITION COVER GASKETS



| MODEL | YEAR | CLUTCH COVER GASKET | | IGNITION COVER GASKET | |
|--------------|-------|---------------------|---------|-----------------------|--------|
| HONDA | | | | | |
| CR80R | 85 | 817251 | 5.95 L | 817268 | 2.95 L |
| CR80R | 86-91 | 817251 | 5.95 L | 817268 | 2.95 L |
| CR80R | 92-02 | 817251 | 5.95 L | 817268 | 2.95 L |
| CR80RB | 97-02 | 817251 | 5.95 L | 817268 | 2.95 L |
| CRF80F | 04-13 | 817229 | 7.95 L | 837899 | 5.95 L |
| XR80R | 85-91 | 817229 | 7.95 L | 837899 | 5.95 L |
| XR80R | 92 | 817229 | 7.95 L | 837899 | 5.95 L |
| XR80R | 93-03 | 817229 | 7.95 L | 837899 | 5.95 L |
| CR85R/RB | 03-04 | 817251 | 5.95 L | 817268 | 2.95 L |
| CR85R/RB | 05-07 | 817251 | 5.95 L | 817268 | 2.95 L |
| CRF100F | 04-13 | 817229 | 7.95 L | 837899 | 5.95 L |
| XR100R | 85-91 | 817229 | 7.95 L | 837899 | 5.95 L |
| XR100R | 92-03 | 817229 | 7.95 L | 837899 | 5.95 L |
| CR125R | 87 | 817252 | 2.95 L | 817244 | 2.95 L |
| CR125R | 88-89 | 817252 | 2.95 L | 817244 | 2.95 L |
| CR125R | 90-97 | 817252 | 2.95 L | 817244 | 2.95 L |
| CR125R | 98-99 | 817252 | 2.95 L | 817244 | 2.95 L |
| CR125R | 00 | 817252 | 2.95 L | 817244 | 2.95 L |
| CR125R | 01-02 | 817252 | 2.95 L | 817227 | 2.95 L |
| CR125R | 03 | 817252 | 2.95 L | 817227 | 2.95 L |
| CR125R | 04 | 817252 | 2.95 L | 817227 | 2.95 L |
| CR125R | 05-07 | 817252 | 2.95 L | 816650 | 4.95 L |
| CRF150F | 03-05 | 816079 | 8.95 L | 816584 | 4.95 L |
| CRF150F | 06-15 | 816213 | 7.95 L | 816675 | 5.95 L |
| CRF150R/RB | 07-14 | 816215 | 11.95 L | 816677 | 7.95 L |
| CRF230F | 03-15 | 816079 | 8.95 L | 816584 | 4.95 L |
| CRF230L | 08-09 | 816248 | 9.95 L | 816584 | 4.95 L |
| CRF230M | 09 | 816248 | 9.95 L | 816584 | 4.95 L |
| CR250R | 84 | ----- | | 817247 | 2.95 L |
| CR250R | 85 | ----- | | 817247 | 2.95 L |
| CR250R | 86 | ----- | | 817247 | 2.95 L |
| CR250R | 87 | 817253 | 2.95 L | 817247 | 2.95 L |
| CR250R | 88 | 817253 | 2.95 L | 817247 | 2.95 L |
| CR250R | 89-91 | 817253 | 2.95 L | 817247 | 2.95 L |
| CR250R | 92-01 | 817253 | 2.95 L | 817247 | 2.95 L |
| CR250R | 02-04 | 817702 | 4.95 L | 816010 | 2.95 L |
| CR250R | 05-07 | 817702 | 4.95 L | 816010 | 2.95 L |
| CRF250R | 04-07 | 817785 | 4.95 L | 816100 | 4.95 L |
| CRF250R | 08-09 | 817785 | 4.95 L | 816100 | 4.95 L |
| CRF250R | 10-14 | 817942 | 5.95 L | 816705 | 7.95 L |
| CRF250X | 04-13 | 817785 | 4.95 L | 816100 | 4.95 L |
| XR400R | 96-98 | 817200 | 2.95 L | 817008 | 4.95 L |
| XR400R | 99-04 | 817200 | 2.95 L | 817008 | 4.95 L |
| CRF450R | 02-06 | 817716 | 2.95 L | 816522 | 4.95 L |
| CRF450R | 07-08 | 817716 | 2.95 L | 816522 | 4.95 L |
| CRF450R | 09-14 | 817716 | 2.95 L | 816693 | 4.95 L |

| MODEL | YEAR | CLUTCH COVER GASKET | | IGNITION COVER GASKET | |
|------------------------|-------|---------------------|--------|-----------------------|---------|
| HONDA CONTINUED | | | | | |
| CRF450X | 05-14 | 817716 | 2.95 L | 816193 | 7.95 L |
| CR500R | 85-88 | 817253 | 2.95 L | 817266 | 2.95 L |
| CR500R | 89-01 | 817253 | 2.95 L | 817266 | 2.95 L |
| XR600R | 85-00 | 816021 | 4.95 L | 816022 | 4.95 L |
| XR650L | 93-14 | 816021 | 4.95 L | 816024 | 4.95 L |
| KAWASAKI | | | | | |
| KX60 | 85-03 | 817484 | 5.95 L | 817485 | 4.95 L |
| KX65 | 00-05 | 817402 | 4.95 L | 817485 | 4.95 L |
| KX65 | 06-14 | 817402 | 4.95 L | 816669 | 7.95 L |
| KX80 | 83-85 | 817484 | 5.95 L | 817485 | 4.95 L |
| KX80 | 86-87 | 817486 | 5.95 L | 817485 | 4.95 L |
| KX80 | 88-89 | 817486 | 5.95 L | 817485 | 4.95 L |
| KX80 | 90 | 817486 | 5.95 L | 817488 | 4.95 L |
| KX80 | 91-97 | 817486 | 5.95 L | 817488 | 4.95 L |
| KX80 | 98-00 | 817489 | 2.95 L | 817488 | 4.95 L |
| KX85 | 01-06 | 817489 | 2.95 L | 817488 | 4.95 L |
| KX85 | 07-13 | 817489 | 2.95 L | 816670 | 7.95 L |
| KX100 | 95-97 | 817486 | 5.95 L | 817488 | 4.95 L |
| KX100 | 98-05 | 817489 | 2.95 L | 817488 | 4.95 L |
| KX100 | 06-13 | 817489 | 2.95 L | 816670 | 7.95 L |
| KLX110 | 02-14 | 816057 | 7.95 L | 816058 | 7.95 L |
| KLX110L | 10-14 | 816057 | 7.95 L | 816058 | 7.95 L |
| KLX125 | 03-06 | 816056 | 7.95 L | 816551 | 5.95 L |
| KLX125L | 03-06 | 816056 | 7.95 L | 816551 | 5.95 L |
| KX125 | 92-93 | 817471 | 2.95 L | 816005 | 4.95 L |
| KX125 | 94 | 817450 | 2.95 L | 816005 | 4.95 L |
| KX125 | 95-97 | 817450 | 2.95 L | 816005 | 4.95 L |
| KX125 | 98-00 | 817450 | 2.95 L | 816005 | 4.95 L |
| KX125 | 01-02 | 817450 | 2.95 L | 816005 | 4.95 L |
| KX125 | 03-05 | 816547 | 4.95 L | 816546 | 4.95 L |
| KL250 Super Sherpa | 00-04 | 817419 | 9.95 L | 817432 | 7.95 L |
| KLR250 | 85-05 | 817419 | 9.95 L | 817432 | 7.95 L |
| KLX250 | 94-96 | 817417 | 9.95 L | 817416 | 15.95 L |
| KLX250S | 06-14 | 817417 | 9.95 L | 817416 | 15.95 L |
| KLX250SF | 09-10 | 817417 | 9.95 L | 817416 | 15.95 L |
| KX250 | 90-91 | ----- | | 816003 | 4.95 L |
| KX250 | 92 | 817461 | 2.95 L | 816003 | 4.95 L |
| KX250 | 93-96 | 817461 | 2.95 L | 816003 | 4.95 L |
| KX250 | 97-03 | 817461 | 2.95 L | 816003 | 4.95 L |
| KX250 | 04 | 817461 | 2.95 L | 816003 | 4.95 L |
| KX250 | 05-07 | 816141 | 8.95 L | 816632 | 8.95 L |
| KX250F | 04-05 | 816590 | 6.95 L | 816589 | 5.95 L |
| KX250F | 06-08 | 816590 | 6.95 L | 816589 | 5.95 L |
| KX250F | 09-14 | 816701 | 7.95 L | 816702 | 7.95 L |

- accessories
- body
- handlebar & grips
- cables & levers
- exhaust
- engine
- fuel & intake
- electrical & ignition
- clutch**
- drive
- bearings
- brakes
- steering & suspension
- tires
- tools & shop

CLUTCH / IGNITION COVER GASKETS CONTINUED

- accessories
- body
- handlebar & grips
- cables & levers
- exhaust
- engine
- fuel & intake
- electrical & ignition
- clutch**
- drive
- bearings
- brakes
- steering & suspension
- tires
- tools & shop

| MODEL | YEAR | CLUTCH COVER GASKET | | IGNITION COVER GASKET | |
|---------------------------|-------|---------------------|---------|-----------------------|---------|
| KAWASAKI CONTINUED | | | | | |
| KLX300(R) | 97-07 | 817417 | 9.95 L | 817416 | 15.95 L |
| KLX400R | 03 | 817731 | 7.95 L | 816031 | 6.95 L |
| KLX400SR | 03 | 817731 | 7.95 L | 816031 | 6.95 L |
| KLX450R | 08-09 | 816198 | 15.95 L | 816222 | 11.95 L |
| KX450F | 06-08 | 816198 | 15.95 L | 816199 | 14.95 L |
| KX450F | 09-13 | 816198 | 15.95 L | 816249 | 12.95 L |
| KX500 | 86-87 | 817496 | 6.95 L | 817497 | 4.95 L |
| KX500 | 88 | 817496 | 6.95 L | 817497 | 4.95 L |
| KX500 | 89-04 | 817496 | 6.95 L | 817497 | 4.95 L |
| KTM | | | | | |
| SX 85 | 03-12 | 816630 | 6.95 L | 816629 | 3.95 L |
| XC 85 | 08-09 | 816630 | 6.95 L | 816629 | 3.95 L |
| SX 105 | 06-11 | 816630 | 6.95 L | 816629 | 3.95 L |
| XC 105 | 08-09 | 816630 | 6.95 L | 816629 | 3.95 L |
| EXC 125 | 93-97 | 816111 | 6.95 L | 816613 | 4.95 L |
| EXC 125 | 98-00 | 816025 | 6.95 L | 816519 | 5.95 L |
| EXC 125 | 01 | 816025 | 6.95 L | 816532 | 6.95 L |
| EXC 125 | 02-06 | 816025 | 6.95 L | 816532 | 6.95 L |
| EXC 125 | 07-08 | ----- | | 816532 | 6.95 L |
| SX 125 | 93-97 | 816111 | 6.95 L | 816613 | 4.95 L |
| SX 125 | 98-00 | 816025 | 6.95 L | 816519 | 5.95 L |
| SX 125 | 01 | 816025 | 6.95 L | 816532 | 6.95 L |
| SX 125 | 02-06 | 816025 | 6.95 L | 816532 | 6.95 L |
| SX 125 | 07-14 | 816025 | 6.95 L | 816532 | 6.95 L |
| SX 144 | 07-08 | 816025 | 6.95 L | 816532 | 6.95 L |
| SX 150 | 09-14 | 816025 | 6.95 L | 816532 | 6.95 L |
| XC 150 | 10-14 | 816025 | 6.95 L | 816532 | 6.95 L |
| EGS 200 | 98-99 | 816025 | 6.95 L | 816519 | 5.95 L |
| EXC 200 | 98-00 | 816025 | 6.95 L | 816519 | 5.95 L |
| EXC 200 | 01-02 | 816025 | 6.95 L | 816532 | 6.95 L |
| EXC 200 | 03-05 | 816025 | 6.95 L | 816532 | 6.95 L |
| SX 200 | 00 | 816025 | 6.95 L | 816519 | 5.95 L |
| SX 200 | 01-02 | 816025 | 6.95 L | 816532 | 6.95 L |
| SX 200 | 03-04 | 816025 | 6.95 L | 816532 | 6.95 L |
| XC 200 | 06-09 | 816025 | 6.95 L | 816532 | 6.95 L |
| XC-W 200 | 06-14 | 816025 | 6.95 L | 816532 | 6.95 L |
| EXC 250 | 94-99 | 816567 | 8.95 L | 816008 | 6.95 L |
| EXC 250 | 00-03 | 816567 | 8.95 L | 816566 | 6.95 L |
| EXC 250 | 04 | 817826 | 5.95 L | 816658 | 3.95 L |
| EXC 250 | 05 | 817826 | 5.95 L | 816658 | 3.95 L |
| EXC-G 250 Racing | 02-05 | 816143 | 5.95 L | 816144 | 5.95 L |
| MXC 250 | 00-01 | 816567 | 8.95 L | 816566 | 6.95 L |
| SX 250 | 94-99 | 816567 | 8.95 L | 816008 | 6.95 L |
| SX 250 | 00-02 | 816567 | 8.95 L | 816566 | 6.95 L |
| SX 250 | 03-04 | 817826 | 5.95 L | 816658 | 3.95 L |
| SX 250 | 05-06 | 817826 | 5.95 L | 816658 | 3.95 L |
| SX 250 | 07-14 | 817826 | 5.95 L | 816658 | 3.95 L |
| SX-F 250 | 05-12 | 817841 | 9.95 L | 816673 | 3.95 L |

| MODEL | YEAR | CLUTCH COVER GASKET | | IGNITION COVER GASKET | |
|----------------------|-------|---------------------|--------|-----------------------|--------|
| KTM CONTINUED | | | | | |
| SX-F 250 | 13-14 | 817976 | 4.95 L | ----- | |
| SXS 250 | 01 | 816567 | 8.95 L | 816566 | 6.95 L |
| SXS 250 | 03-04 | 817826 | 5.95 L | 816658 | 3.95 L |
| XC 250 | 06 | 817826 | 5.95 L | 816658 | 3.95 L |
| XC 250 | 07 | 817826 | 5.95 L | 816658 | 3.95 L |
| XC 250 | 08-14 | 817826 | 5.95 L | 816692 | 6.95 L |
| XC-F 250 | 07-12 | 817841 | 9.95 L | 816673 | 3.95 L |
| XC-F 250 | 13-14 | 817976 | 4.95 L | ----- | |
| XC-FW 250 | 07-13 | 817841 | 9.95 L | 816673 | 3.95 L |
| XC-FW 250 | 14 | 817976 | 4.95 L | ----- | |
| XC-W 250 | 06 | 817826 | 5.95 L | 816658 | 3.95 L |
| XC-W 250 | 07 | 817826 | 5.95 L | 816658 | 3.95 L |
| XC-W 250 | 08-14 | 817826 | 5.95 L | 816692 | 6.95 L |
| EXC 300 | 94-03 | 816567 | 8.95 L | 816566 | 6.95 L |
| EXC 300 | 04 | 817826 | 5.95 L | 816658 | 3.95 L |
| EXC 300 | 05 | 817826 | 5.95 L | 816658 | 3.95 L |
| MXC 300 | 94-03 | 816567 | 8.95 L | 816566 | 6.95 L |
| MXC 300 | 04 | 817826 | 5.95 L | 816658 | 3.95 L |
| MXC 300 | 05 | 817826 | 5.95 L | 816658 | 3.95 L |
| SX 300 | 94 | 816567 | 8.95 L | 816566 | 6.95 L |
| XC 300 | 06-07 | 817826 | 5.95 L | 816658 | 3.95 L |
| XC 300 | 08-14 | 817826 | 5.95 L | 816692 | 6.95 L |
| XC-W 300 | 06-07 | 817826 | 5.95 L | 816658 | 3.95 L |
| XC-W 300 | 08-14 | 817826 | 5.95 L | 816692 | 6.95 L |
| EXC-F 350 | 13-14 | 817976 | 4.95 L | 837900 | 4.95 L |
| SX-F 350 | 11-12 | 817976 | 4.95 L | 837900 | 4.95 L |
| SX-F 350 | 13-14 | 817976 | 4.95 L | ----- | |
| XC-F 350 | 11-12 | 817976 | 4.95 L | 837900 | 4.95 L |
| XC-F 350 | 13-14 | 817976 | 4.95 L | ----- | |
| XC-FW 350 | 12-13 | 817976 | 4.95 L | ----- | |
| XC-FW 350 | 14 | 817976 | 4.95 L | ----- | |
| EXC 360 | 96-97 | 816567 | 8.95 L | 816566 | 6.95 L |
| MXC 360 | 96-97 | 816567 | 8.95 L | 816566 | 6.95 L |
| SX 360 | 96-97 | 816567 | 8.95 L | 816566 | 6.95 L |
| EXC 380 | 98-02 | 816567 | 8.95 L | 816566 | 6.95 L |
| MXC 380 | 98-01 | 816567 | 8.95 L | 816566 | 6.95 L |
| SX 380 | 98-02 | 816567 | 8.95 L | 816566 | 6.95 L |
| EXC 400 | 00-02 | 816143 | 5.95 L | 816144 | 5.95 L |
| EXC-G 400 | 04-06 | 816143 | 5.95 L | 816144 | 5.95 L |
| MXC 400 | 01-02 | 816143 | 5.95 L | 816144 | 5.95 L |
| SX 400 | 98-02 | 816143 | 5.95 L | 816144 | 5.95 L |
| XC-W 400 | 07 | 816143 | 5.95 L | 816144 | 5.95 L |
| EXC 450 | 03-07 | 816143 | 5.95 L | 816144 | 5.95 L |
| EXC-G 450 | 04-06 | 816143 | 5.95 L | 816144 | 5.95 L |
| MXC-G 450 | 03-04 | 816143 | 5.95 L | 816144 | 5.95 L |
| MXC-G 450 | 05 | 816143 | 5.95 L | 816144 | 5.95 L |
| SMR 450 | 05-07 | 816143 | 5.95 L | 816144 | 5.95 L |
| SMS 450 | 04 | 816143 | 5.95 L | 816144 | 5.95 L |
| SX 450 | 03-06 | 816143 | 5.95 L | 816144 | 5.95 L |
| SX-F 450 | 07-12 | 817889 | 4.95 L | 816232 | 3.95 L |

CLUTCH / IGNITION COVER GASKETS CONTINUED

| MODEL | YEAR | CLUTCH COVER GASKET | | IGNITION COVER GASKET | |
|----------------------|-------|---------------------|--------|-----------------------|--------|
| KTM CONTINUED | | | | | |
| XC 450 | 04-07 | 816143 | 5.95 L | 816144 | 5.95 L |
| XC-F 450 | 08-09 | 817889 | 4.95 L | 816232 | 3.95 L |
| XC-W 450 | 07 | 816143 | 5.95 L | 816144 | 5.95 L |
| SX-F 505 | 08 | 817889 | 4.95 L | 816232 | 3.95 L |
| XC-F 505 | 08-09 | 817889 | 4.95 L | 816232 | 3.95 L |
| EXC 520 | 00-02 | 816143 | 5.95 L | 816144 | 5.95 L |
| MXC 520 | 01-02 | 816143 | 5.95 L | 816144 | 5.95 L |
| SX 520 | 00-02 | 816143 | 5.95 L | 816144 | 5.95 L |
| EXC 525 | 03-07 | 816143 | 5.95 L | 816144 | 5.95 L |
| MXC-G 525 | 03-05 | 816143 | 5.95 L | 816144 | 5.95 L |
| SX 525 | 03-06 | 816143 | 5.95 L | 816144 | 5.95 L |
| XC 525 | 06-07 | 816143 | 5.95 L | 816144 | 5.95 L |
| XC-W 525 | 07 | 816143 | 5.95 L | 816144 | 5.95 L |
| SUZUKI | | | | | |
| RM65 | 03-05 | 817402 | 4.95 L | 817485 | 4.95 L |
| RM80 | 89 | 817511 | 5.95 L | 817510 | 3.95 L |
| RM80 | 90 | 817511 | 5.95 L | 817510 | 3.95 L |
| RM80 | 91-01 | 817511 | 5.95 L | 817510 | 3.95 L |
| RM85 | 02-12 | 817511 | 5.95 L | 837901 | 2.95 L |
| RM85L | 03-12 | 817511 | 5.95 L | 837901 | 2.95 L |
| DR100 | 83-90 | ----- | | 816551 | 5.95 L |
| RM100 | 03 | 817489 | 2.95 L | 817488 | 4.95 L |
| DRZ110 | 03-05 | 816057 | 7.95 L | 816058 | 7.95 L |
| DR-Z125 | 03-13 | 816056 | 7.95 L | 816551 | 5.95 L |
| DR-Z125L | 03-13 | 816056 | 7.95 L | 816551 | 5.95 L |
| RM125 | 89 | 817511 | 5.95 L | ----- | |
| RM125 | 90 | 817511 | 5.95 L | ----- | |
| RM125 | 91 | 817511 | 5.95 L | ----- | |
| RM125 | 92-97 | 817507 | 2.95 L | 817524 | 4.95 L |
| RM125 | 98-00 | 817507 | 2.95 L | 816002 | 4.95 L |
| RM125 | 01-03 | 817507 | 2.95 L | 817549 | 4.95 L |
| RM125 | 04-07 | 817507 | 2.95 L | 817549 | 4.95 L |
| DR200 | 86-88 | 816056 | 7.95 L | 816606 | 5.95 L |
| DR200 SE | 96-09 | 816056 | 7.95 L | 816606 | 5.95 L |
| DRZ250 | 01-07 | 816088 | 9.95 L | 816593 | 5.95 L |
| RM250 | 91 | 817514 | 2.95 L | 817522 | 4.95 L |
| RM250 | 92-93 | 817514 | 2.95 L | 817522 | 4.95 L |
| RM250 | 94-95 | 817514 | 2.95 L | 817517 | 4.95 L |
| RM250 | 96-98 | 817521 | 2.95 L | 817504 | 4.95 L |
| RM250 | 99-00 | 817521 | 2.95 L | 817504 | 4.95 L |
| RM250 | 01 | 817521 | 2.95 L | 817504 | 4.95 L |
| RM250 | 02 | 817521 | 2.95 L | 817504 | 4.95 L |
| RM250 | 03-05 | 817521 | 2.95 L | 817504 | 4.95 L |
| RM250 | 06-08 | 817521 | 2.95 L | 817504 | 4.95 L |
| RMX250 | 95-98 | 817514 | 2.95 L | ----- | |
| RMZ250 | 04-06 | 816590 | 6.95 L | 816589 | 5.95 L |
| RMZ250 | 07-09 | 816589 | 5.95 L | 816676 | 5.95 L |
| RMZ250 | 10-13 | 816589 | 5.95 L | 816721 | 5.95 L |
| DRZ400E | 00-07 | 817731 | 7.95 L | 816031 | 6.95 L |
| DRZ400K | 00-03 | 817731 | 7.95 L | 816031 | 6.95 L |
| DRZ400S | 00-13 | 817731 | 7.95 L | 816031 | 6.95 L |
| DRZ400SM | 05-09 | 817731 | 7.95 L | 816031 | 6.95 L |

| MODEL | YEAR | CLUTCH COVER GASKET | | IGNITION COVER GASKET | |
|-------------------------|-------|---------------------|---------|-----------------------|---------|
| SUZUKI CONTINUED | | | | | |
| RMZ450 | 05-07 | 816169 | 8.95 L | 816170 | 7.95 L |
| RMZ450 | 08-13 | 816240 | 8.95 L | 816239 | 6.95 L |
| DR650SE | 90-95 | ----- | | 816034 | 10.95 L |
| DR650SE | 96-13 | 816033 | 12.95 L | 816034 | 10.95 L |
| YAMAHA | | | | | |
| YZ80 | 93-01 | 817654 | 5.95 L | 817655 | 3.95 L |
| YZ85 | 02-14 | 817654 | 5.95 L | 816517 | 2.95 L |
| TTR90 | 00-07 | 816150 | 5.95 L | 816151 | 3.95 L |
| TTR125 Drum Brake | 00-09 | 816097 | 7.95 L | 816098 | 3.95 L |
| TTR125L Disc Brake | 00-14 | 816097 | 7.95 L | 816098 | 3.95 L |
| YZ125 | 86-88 | ----- | | 817671 | 4.95 L |
| YZ125 | 89 | 817673 | 3.95 L | 817671 | 4.95 L |
| YZ125 | 90-91 | 817673 | 3.95 L | 817671 | 4.95 L |
| YZ125 | 92 | 817673 | 3.95 L | 817657 | 3.95 L |
| YZ125 | 93 | 817673 | 3.95 L | 817657 | 3.95 L |
| YZ125 | 94-97 | 817672 | 3.95 L | 817658 | 3.95 L |
| YZ125 | 98-00 | 817672 | 3.95 L | 817658 | 3.95 L |
| YZ125 | 01-04 | 817672 | 3.95 L | 817658 | 3.95 L |
| YZ125 | 05-12 | 816130 | 4.95 L | 816618 | 3.95 L |
| YZ125 | 13-14 | 816130 | 4.95 L | 816618 | 3.95 L |
| TW200 Trailway | 87-14 | 816176 | 10.95 L | 816178 | 5.95 L |
| TTR225 | 99-04 | 816176 | 10.95 L | 816177 | 6.95 L |
| XT225 | 92-07 | 816176 | 10.95 L | 816177 | 6.95 L |
| TTR230 | 05-14 | 816176 | 10.95 L | 816177 | 6.95 L |
| WR250F | 01-02 | 817691 | 6.95 L | 817692 | 3.95 L |
| WR250F | 03-13 | 817691 | 6.95 L | 816142 | 3.95 L |
| YZ250 | 88-89 | ----- | | 817642 | 4.95 L |
| YZ250 | 90-91 | 817643 | 4.95 L | 817642 | 4.95 L |
| YZ250 | 92-94 | 817643 | 4.95 L | 817642 | 4.95 L |
| YZ250 | 95-96 | 817643 | 4.95 L | 817642 | 4.95 L |
| YZ250 | 97 | 817643 | 4.95 L | 817642 | 4.95 L |
| YZ250 | 98 | 817643 | 4.95 L | 817642 | 4.95 L |
| YZ250 | 99-00 | 817685 | 2.95 L | 817675 | 4.95 L |
| YZ250 | 01 | 817685 | 2.95 L | 817675 | 4.95 L |
| YZ250 | 02-14 | 817685 | 2.95 L | 817675 | 4.95 L |
| YZ250F | 01-13 | 817691 | 6.95 L | 817692 | 3.95 L |
| WR400F | 98-99 | 817678 | 6.95 L | 816004 | 3.95 L |
| WR400F | 00 | 817690 | 6.95 L | 816004 | 3.95 L |
| YZ400F | 98-99 | 817678 | 6.95 L | 816004 | 3.95 L |
| WR426F | 01-02 | 817690 | 6.95 L | 816004 | 3.95 L |
| YZ426F | 00-02 | 817678 | 6.95 L | 816004 | 3.95 L |
| WR450F | 03-06 | 816093 | 7.95 L | 816661 | 3.95 L |
| WR450F | 07-09 | 816093 | 7.95 L | 816211 | 3.95 L |
| WR450F | 10-14 | 817943 | 6.95 L | 816211 | 3.95 L |
| YZ450F | 03-05 | 816093 | 7.95 L | 816661 | 3.95 L |
| YZ450F | 06-09 | 816093 | 7.95 L | 816211 | 3.95 L |
| YZ450F | 10-11 | 816093 | 7.95 L | 816710 | 4.95 L |
| YZ450F | 12-13 | 816093 | 7.95 L | 816710 | 4.95 L |

- accessories
- body
- handlebar & grips
- cables & levers
- exhaust
- engine
- fuel & intake
- electrical & ignition
- clutch**
- drive
- bearings
- brakes
- steering & suspension
- tires
- tools & shop

WISECO CLUTCH COMPONENTS | CLUTCH BASKETS, INNER HUBS, & PRESSURE PLATES |

FORGED CLUTCH ADVANTAGE


Wiseco leads the clutch aftermarket with high performance FORGED clutch baskets, inner hubs, and pressure plates. OEM clutch components are made from inexpensive die-castings that quickly wear out and become easily notched. Wiseco offers the only forged clutch components in the aftermarket for off-bike and ATV applications. The feature aligned grain flow in the aluminum adds strength and toughness to the parts that are unparalleled through other manufacturing processes.

Each Wiseco clutch basket, inner hub, and pressure plate start as dedicated forgings built specifically to take advantage of features that can only be made through the precision forging process. Variable fillet blends and complex surfaces can be forged into the part that would otherwise be extremely difficult to produce. The raw forgings are then precision machined to very close tolerances, producing the same high quality parts as Wiseco pistons.

The finished parts are hard coat anodized and Teflon coated to offer superb wear resistance, and a long life of smooth clutch operation. Every new clutch basket is supplied with new components used during assembly, including new fasteners with pre-applied thread locker.

FEATURES & BENEFITS

- Built on dedicated precision forgings
- Made from Aerospace grade aluminum alloy
- Hard coat anodized
- Teflon coated
- Supplied with high-quality fasteners with pre-applied thread-locker
- Designed to maximize strength through "feature aligned grain flow", and utilizes as-forged features that can only be produced using Wiseco's precision forging process. Produces higher mechanical properties and resistance to impact and fatigue.
- Certified raw materials produce the highest quality finish products.
- Produces an ultra tough abrasive resistant surface, and ensures a long life of smooth clutch operation through the elimination of wear on the sides of the clutch basket tabs.
- Seals the coating to create a near frictionless surface for the clutch plate tabs to glide upon.
- New fasteners are high strength and come with the thread-locker pre-applied.



| MODEL | YEAR | FORGED CLUTCH BASKET | FORGED INNER CLUTCH HUB | FORGED PRESSURE PLATE | CLUTCH COVER GASKET |
|--------------|-------|----------------------|-------------------------|-----------------------|---------------------|
| HONDA | | | | | |
| CR80R | 86-02 | WPP3013 268.00 G | ---- | ---- | W6220 8.40 G |
| CR85R | 03-04 | WPP3013 268.00 G | ---- | ---- | W6220 8.40 G |
| CR85R | 05-07 | WPP3013 268.00 G | ---- | ---- | W6220 8.40 G |
| CR125R | 87-99 | WPP3025 268.00 G | ---- | ---- | W6114 14.99 G |
| CR125R | 00-03 | WPP3005 268.00 G | 105279 308.00 G | 105287 198.00 G | W6114 14.99 G |
| CR125R | 04-07 | WPP3005 268.00 G | 105279 308.00 G | 105287 198.00 G | W6114 14.99 G |
| CRF150R | 07-09 | 105263 268.00 G | ---- | ---- | 100118 15.80 G |
| CRF150R | 12-14 | ---- | ---- | ---- | 100118 15.80 G |
| CR250R | 92-93 | WPP3009 288.00 G | 105278 308.00 G | 105286 198.00 G | W6116 14.20 G |
| CR250R | 94-96 | WPP3009 288.00 G | 105278 308.00 G | 105286 198.00 G | W6116 14.20 G |
| CR250R | 97-01 | WPP3009 288.00 G | 105278 308.00 G | 105286 198.00 G | W6116 14.20 G |
| CR250R | 02-07 | WPP3009 288.00 G | 105278 308.00 G | 105286 198.00 G | ---- |
| CRF250R | 04-07 | WPP3005 268.00 G | 105279 308.00 G | 105287 198.00 G | W6338 18.80 G |
| CRF250R | 08-09 | WPP3005 268.00 G | 105279 308.00 G | 105287 198.00 G | W6338 18.80 G |
| CRF250R | 10-16 | 105412 298.00 G | ---- | ---- | ---- |
| CRF250X | 04-09 | WPP3005 268.00 G | 105279 308.00 G | 105287 198.00 G | ---- |
| XR400R | 96-04 | ---- | ---- | ---- | W6215 14.20 G |
| CRF450R | 02-07 | WPP3009 288.00 G | 105278 308.00 G | 105286 198.00 G | W6217 15.80 G |
| CRF450R | 08 | 105409 288.00 G | 105278 308.00 G | 105286 198.00 G | W6217 15.80 G |
| CRF450R | 09-12 | 105411 288.00 G | 105283 308.00 G | 105286 198.00 G | 100480 14.80 G |
| CRF450R | 13-16 | 112458 288.00 G | 112459 308.00 G | 105286 198.00 G | ---- |
| CRF450X | 05-09 | WPP3009 288.00 G | 105284 308.00 G | 105291 198.00 G | ---- |
| | 12-15 | | | | |

WISECO CLUTCH COMPONENTS CONTINUED

| MODEL | YEAR | FORGED CLUTCH BASKET | | FORGED INNER CLUTCH HUB | FORGED PRESSURE PLATE | CLUTCH COVER GASKET | |
|-----------------|-------|----------------------|--------|-------------------------|-----------------------|---------------------|----------------|
| HUSABERG | | | | | | | |
| TE125 | 12-13 | 105259 | 268.00 | G | ---- | ---- | ---- |
| TE250 | 11-12 | 105273 | 268.00 | G | ---- | ---- | ---- |
| TE300 | 11-12 | 105274 | 268.00 | G | ---- | ---- | ---- |
| KAWASAKI | | | | | | | |
| KX60 | 83-03 | WPP3006 | 268.00 | G | ---- | ---- | W6119 11.17 G |
| KX65 | 00-16 | WPP3006 | 268.00 | G | ---- | ---- | W6238 8.80 G |
| KX80 | 98-00 | WPP3014 | 268.00 | G | ---- | ---- | W6221 9.80 G |
| KX85 | 01-09 | WPP3014 | 268.00 | G | ---- | ---- | W6221 9.80 G |
| KX85 | 01-16 | WPP3014 | 268.00 | G | ---- | ---- | W6221 9.80 G |
| KX100 | 98-16 | WPP3014 | 268.00 | G | ---- | ---- | W6221 9.80 G |
| KX125 | 94-96 | WPP3007 | 268.00 | G | ---- | ---- | W6117 10.84 G |
| KX125 | 97-02 | WPP3007 | 268.00 | G | ---- | ---- | W6117 10.84 G |
| KX125 | 03-08 | WPP3026 | 268.00 | G | ---- | ---- | ---- |
| KDX200 | 95-06 | 112450 | 268.00 | G | ---- | ---- | ---- |
| KDX220 | 97-05 | 112450 | 268.00 | G | ---- | ---- | ---- |
| KX250 | 92-93 | WPP3010 | 268.00 | G | ---- | ---- | W6118 11.60 G |
| KX250 | 94-02 | WPP3010 | 268.00 | G | ---- | ---- | W6118 11.60 G |
| KX250 | 03-04 | WPP3010 | 268.00 | G | ---- | ---- | W6118 11.60 G |
| KX250 | 05 | WPP3010 | 268.00 | G | ---- | ---- | 104628 24.50 G |
| KX250 | 06-07 | 105270 | 268.00 | G | ---- | ---- | 104628 24.50 G |
| KX250F | 04 | WPP3027 | 268.00 | G | ---- | ---- | W6339 7.76 G |
| KX250F | 05 | WPP3027 | 268.00 | G | ---- | ---- | W6339 7.76 G |
| KX250F | 06-08 | WPP3035 | 268.00 | G | ---- | ---- | W6339 7.76 G |
| KX250F | 09-15 | WPP3035 | 268.00 | G | ---- | ---- | 104813 9.88 G |
| KLX400 | 03-06 | WPP3020 | 268.00 | G | ---- | ---- | W6222 18.80 G |
| KLX450R | 06-15 | WPP3036 | 268.00 | G | ---- | ---- | ---- |
| KX450F | 06-16 | WPP3036 | 268.00 | G | ---- | ---- | ---- |
| KTM | | | | | | | |
| 65 SX | 00-15 | 105268 | 268.00 | G | ---- | ---- | ---- |
| 85 SX | 03-15 | 105267 | 268.00 | G | ---- | ---- | ---- |
| 105 SX | 03-08 | 105267 | 268.00 | G | ---- | ---- | ---- |
| 125 SX | 98-05 | 105259 | 268.00 | G | ---- | ---- | 104596 9.74 G |
| 125 SX | 06-08 | 105269 | 268.00 | G | ---- | ---- | ---- |
| 125 SX | 09-12 | 105259 | 268.00 | G | ---- | ---- | ---- |
| 125 SX | 13-15 | 105259 | 268.00 | G | ---- | ---- | ---- |
| 125 EXC | 09-15 | 105259 | 268.00 | G | ---- | ---- | ---- |
| 144 SX | 07-08 | 105269 | 268.00 | G | ---- | ---- | ---- |
| 150 SX | 09-16 | 105259 | 268.00 | G | ---- | 105287 | ---- |
| 200 SX | 98-05 | 105259 | 268.00 | G | ---- | ---- | 104596 9.74 G |
| 200 XC-W | 07-09 | 105269 | 268.00 | G | ---- | ---- | ---- |
| 200 EXC | 98-07 | ---- | ---- | ---- | ---- | ---- | 104596 9.74 G |
| 200 EXC | 08-14 | 105259 | 268.00 | G | ---- | ---- | ---- |
| 250 SX-F | 06-08 | 105273 | 268.00 | G | ---- | ---- | ---- |
| 250 SX-F | 09-15 | 105273 | 268.00 | G | ---- | ---- | ---- |
| 250 XC-F | 07-13 | 105273 | 268.00 | G | ---- | ---- | ---- |
| 250 EXC-F, | 07-15 | 105273 | 268.00 | G | ---- | ---- | ---- |
| 250 EXC | 04-05 | 105274 | 268.00 | G | ---- | ---- | ---- |
| 250 XC/ XC-W | 06-07 | 105274 | 268.00 | G | ---- | ---- | ---- |
| 250 XC/ XC-W | 08-11 | 105274 | 268.00 | G | ---- | ---- | ---- |
| 250 SX | 03-07 | 105274 | 268.00 | G | ---- | ---- | ---- |
| 250 SX | 08-12 | 105274 | 268.00 | G | ---- | ---- | ---- |
| 300 EXC/MXC | 04-05 | 105274 | 268.00 | G | ---- | ---- | ---- |
| 300 XC/XC-W | 06-07 | 105274 | 268.00 | G | ---- | ---- | ---- |
| 300 XC/XC-W/EXC | 08-12 | 105274 | 268.00 | G | ---- | ---- | ---- |
| 400 XC-W | 09 | 105272 | 268.00 | G | ---- | ---- | ---- |
| 450 SX-F | 07-11 | 105272 | 268.00 | G | ---- | ---- | ---- |
| 450 EXC | 08-09 | 105272 | 268.00 | G | ---- | ---- | ---- |
| 450 XC-F | 08-09 | 105272 | 268.00 | G | ---- | ---- | ---- |
| 450 XC-W | 08-09 | 105272 | 268.00 | G | ---- | ---- | ---- |
| 505 SX | 09 | 105272 | 268.00 | G | ---- | ---- | ---- |
| 505 SX-F | 08-09 | 105272 | 268.00 | G | ---- | ---- | ---- |
| 505 XC-F | 09 | 105272 | 268.00 | G | ---- | ---- | ---- |
| 530 XC-W | 08-09 | 105272 | 268.00 | G | ---- | ---- | ---- |
| 530 XCR-W | 08-09 | 105272 | 268.00 | G | ---- | ---- | ---- |

- accessories
- body
- handlebar & grips
- cables & levers
- exhaust
- engine
- fuel & intake
- electrical & ignition
- clutch**
- drive
- bearings
- brakes
- steering & suspension
- tires
- tools & shop

WISECO CLUTCH COMPONENTS CONTINUED

| MODEL | YEAR | FORGED CLUTCH BASKET | FORGED INNER CLUTCH HUB | FORGED PRESSURE PLATE | CLUTCH COVER GASKET |
|---------------|-------|----------------------|-------------------------|-----------------------|---------------------|
| SUZUKI | | | | | |
| RM60 | 03 | WPP3006 268.00 G | ---- | ---- | W6119 11.17 G |
| RM65 | 03-05 | WPP3006 268.00 G | ---- | ---- | W6238 8.80 G |
| RM80 | 89-01 | WPP3015 268.00 G | ---- | ---- | W6224 11.17 G |
| RM85 | 02-16 | WPP3015 268.00 G | ---- | ---- | W6224 11.17 G |
| RM125 | 92-00 | WPP3008 268.00 G | ---- | ---- | W6120 8.80 G |
| RM125 | 01 | WPP3008 268.00 G | ---- | ---- | W6120 8.80 G |
| RM125 | 02-10 | WPP3008 268.00 G | ---- | ---- | W6120 8.80 G |
| RM250 | 96-97 | WPP3011 268.00 G | ---- | ---- | W6121 14.20 G |
| RM250 | 98-00 | WPP3011 268.00 G | ---- | ---- | W6121 14.20 G |
| RM250 | 01-02 | WPP3011 268.00 G | ---- | ---- | W6219 18.50 G |
| RM250 | 03-05 | WPP3011 268.00 G | ---- | ---- | W6219 18.50 G |
| RM250 | 06-10 | WPP3011 268.00 G | ---- | ---- | W6219 18.50 G |
| RMZ250 | 04 | WPP3027 268.00 G | ---- | ---- | W6339 7.76 G |
| RMZ250 | 05 | WPP3027 268.00 G | ---- | ---- | W6339 7.76 G |
| RMZ250 | 06 | WPP3035 268.00 G | ---- | ---- | ---- |
| RMZ250 | 07-09 | 105276 268.00 G | ---- | ---- | ---- |
| RMZ250 | 10-15 | 105276 268.00 G | ---- | ---- | ---- |
| RMZ450 | 08-16 | 105271 268.00 G | ---- | ---- | ---- |
| DR-Z400 | 00-12 | WPP3020 268.00 G | ---- | ---- | W6226 12.40 G |
| YAMAHA | | | | | |
| YZ80 | 93-94 | WPP3016 268.00 G | ---- | ---- | W6227 13.38 G |
| YZ80 | 95-01 | WPP3016 268.00 G | ---- | ---- | W6227 13.38 G |
| YZ85 | 02-16 | WPP3017 268.00 G | ---- | ---- | W6228 8.80 G |
| YZ125 | 94-97 | WPP3004 268.00 G | ---- | ---- | W6122 9.13 G |
| YZ125 | 98-99 | WPP3004 268.00 G | ---- | ---- | W6122 9.13 G |
| YZ125 | 00-01 | WPP3004 268.00 G | ---- | ---- | W6122 9.13 G |
| YZ125 | 02-04 | WPP3004 268.00 G | ---- | ---- | W6122 9.13 G |
| YZ125 | 05-16 | WPP3032 298.00 G | ---- | ---- | W6344 8.80 G |
| YZ250 | 93-98 | WPP3012 298.00 G | 105280 308.00 G | ---- | W6125 15.80 G |
| YZ250 | 99 | WPP3012 298.00 G | 105280 308.00 G | ---- | W6126 8.80 G |
| YZ250 | 00-01 | WPP3012 298.00 G | 105280 308.00 G | 105288 198.00 G | W6126 8.80 G |
| YZ250 | 02-16 | WPP3012 298.00 G | 105280 308.00 G | 105288 198.00 G | W6126 8.80 G |
| WR250 | 93 | WPP3012 298.00 G | ---- | ---- | W6125 15.80 G |
| WR250 | 94-97 | WPP3012 298.00 G | ---- | ---- | W6125 15.80 G |
| WR250 | 98 | WPP3012 298.00 G | ---- | ---- | W6125 15.80 G |
| YZ250F | 01-07 | WPP3023 268.00 G | 105281 308.00 G | 105289 198.00 G | W6229 8.80 G |
| YZ250F | 08 | WPP3023 268.00 G | 105281 308.00 G | 105289 198.00 G | W6229 8.80 G |
| YZ250F | 09-13 | 105410 298.00 G | 105281 308.00 G | 105289 198.00 G | W6229 8.80 G |
| YZ250F | 14-15 | 114727 00.00 G | ---- | ---- | ---- |
| WR250F | 01-07 | WPP3023 268.00 G | 105281 308.00 G | 105289 198.00 G | W6229 8.80 G |
| WR250F | 08-13 | WPP3023 268.00 G | 105281 308.00 G | 105289 198.00 G | W6229 8.80 G |
| YZ400F | 98-99 | WPP3018 268.00 G | ---- | ---- | W6230 10.84 G |
| WR400 | 98-99 | WPP3018 268.00 G | ---- | ---- | W6230 10.84 G |
| WR400 | 00 | WPP3018 268.00 G | ---- | ---- | W6123 8.80 G |
| YZ426F | 01-02 | WPP3001 268.00 G | ---- | ---- | W6123 8.80 G |
| WR426F | 01-02 | WPP3001 268.00 G | ---- | ---- | W6123 8.80 G |
| YZ450F | 03 | ---- | 105282 308.00 G | 105288 198.00 G | W6232 8.72 G |
| YZ450F | 04-06 | WPP3031 268.00 G | 105282 308.00 G | 105288 198.00 G | W6232 8.72 G |
| YZ450F | 07-09 | WPP3031 268.00 G | 105282 308.00 G | 105290 198.00 G | W6232 8.72 G |
| YZ450F | 10-13 | WPP3031 268.00 G | 105282 308.00 G | 105290 198.00 G | ---- |
| YZ450F | 14-15 | WPP3031 268.00 G | 105282 308.00 G | 105290 198.00 G | ---- |
| WR450F | 03 | WPP3031 268.00 G | 105282 308.00 G | 105288 198.00 G | W6232 8.72 G |
| WR450F | 04 | WPP3031 268.00 G | 105282 308.00 G | 105288 198.00 G | W6232 8.72 G |
| WR450F | 05-15 | WPP3031 268.00 G | 105282 308.00 G | 105288 198.00 G | W6232 8.72 G |



ALL BALLS CLUTCH MASTER CYLINDER REBUILD KIT

| MODEL | YEARS | MASTER CYLINDER REBUILD KIT - CLUTCH | | | SLAVE CYLINDER REBUILD KIT - CLUTCH | |
|------------------|-------|--------------------------------------|-------|---|-------------------------------------|---------|
| HUSABERG | | | | | | |
| FE250 | 13-14 | 133165 | 18.95 | L | ---- | |
| TE250 | 11-14 | 133165 | 18.95 | L | ---- | |
| TE300 | 11-14 | 133165 | 18.95 | L | ---- | |
| FE350 | 13-14 | 133165 | 18.95 | L | ---- | |
| 390FE | 10-11 | 133168 | 26.90 | L | ---- | |
| 450FC | 04-05 | 133166 | 26.90 | L | ---- | |
| 450FE | 04-08 | 133166 | 26.90 | L | ---- | |
| 450FE | 09-11 | 133168 | 26.90 | L | ---- | |
| 450FS | 04 | 133166 | 26.90 | L | ---- | |
| 450FS-C | 05-06 | 133166 | 26.90 | L | ---- | |
| 450FS-E | 05-08 | 133166 | 26.90 | L | ---- | |
| 450FX | 10-11 | 133168 | 26.90 | L | ---- | |
| FE450 | 14 | 133165 | 18.95 | L | ---- | |
| FE501 | 13-14 | 133165 | 18.95 | L | ---- | |
| 550FE | 07-08 | 133166 | 26.90 | L | ---- | |
| 550FS-E | 07 | 133166 | 26.90 | L | ---- | |
| 570FE | 09-11 | 133168 | 26.90 | L | ---- | |
| 570FS | 10-11 | 133168 | 26.90 | L | ---- | |
| 650FC | 04-05 | 133166 | 26.90 | L | ---- | |
| 650FE | 04-08 | 133166 | 26.90 | L | ---- | |
| 650FS | 04-08 | 133166 | 26.90 | L | ---- | |
| 650FS-C | 05-06 | 133166 | 26.90 | L | ---- | |
| 650FS-E | 05-07 | 133166 | 26.90 | L | ---- | |
| HUSQVARNA | | | | | | |
| TC 125 | 14-15 | 133168 | 26.90 | L | ---- | |
| TE 125 | 15 | 133168 | 26.90 | L | ---- | |
| FC 250 | 14-15 | 133165 | 18.95 | L | ---- | |
| FE 250 | 14-15 | 133165 | 18.95 | L | ---- | |
| TC 250 | 14-15 | 133168 | 26.90 | L | ---- | |
| TE 250 | 14-15 | 133165 | 18.95 | L | ---- | |
| TE 300 | 14-15 | 133165 | 18.95 | L | ---- | |
| FC 350 | 14-15 | 133165 | 18.95 | L | ---- | |
| FE 350 | 14-15 | 133165 | 18.95 | L | ---- | |
| FE 350S | 15 | 133165 | 18.95 | L | ---- | |
| FC 450 | 14-15 | 133165 | 18.95 | L | ---- | |
| FE 450 | 14 | 133165 | 18.95 | L | ---- | |
| FE 501 | 14-15 | 133165 | 18.95 | L | ---- | |
| FE 501S | 15 | 133165 | 18.95 | L | ---- | |
| KTM | | | | | | |
| SX 65 | 02-04 | 133166 | 26.90 | L | ---- | |
| SX 65 | 05-13 | 133169 | 26.90 | L | ---- | |
| SX 65 | 14-16 | 133909 | 31.00 | L | ---- | |
| SXS 65 | 13 | 133169 | 26.90 | L | ---- | |
| SXS 65 | 14 | 133909 | 31.00 | L | ---- | |
| XC 65 | 08-09 | 133169 | 26.90 | L | ---- | |
| SX 85 | 03-04 | 133166 | 26.90 | L | 133912 | 30.00 L |
| SX 85 | 05-12 | 133169 | 26.90 | L | 133912 | 30.00 L |
| SX 85 | 13 | 133169 | 26.90 | L | ---- | |
| SX 85 | 14-16 | 133909 | 31.00 | L | ---- | |
| SXS 85 | 13 | 133169 | 26.90 | L | ---- | |
| SXS 85 | 14 | 133909 | 31.00 | L | ---- | |
| XC 85 | 08-09 | 133169 | 26.90 | L | 133912 | 30.00 L |

- accessories
- body
- handlebar & grips
- cables & levers
- exhaust
- engine
- fuel & intake
- electrical & ignition
- clutch
- drive
- bearings
- brakes
- steering & suspension
- tires
- tools & shop

ALL BALLS CLUTCH MASTER CYLINDER REBUILD KITS CONTINUED



| MODEL | YEARS | MASTER CYLINDER REBUILD KIT - CLUTCH | | | SLAVE CYLINDER REBUILD KIT - CLUTCH | | |
|----------------------|---------|--------------------------------------|-------|---|-------------------------------------|-------|---|
| KTM CONTINUED | | | | | | | |
| SX 105 | 06 - 11 | 133169 | 26.90 | L | 133912 | 30.00 | L |
| XC 105 | 08 - 09 | 133169 | 26.90 | L | 133912 | 30.00 | L |
| SX 125 | 98 - 99 | 133167 | 33.30 | L | ---- | | |
| SX 125 | 00 - 03 | 133167 | 33.30 | L | 133913 | 30.00 | L |
| SX 125 | 04 - 08 | 133166 | 26.90 | L | 133913 | 30.00 | L |
| SX 125 | 09 - 15 | 133168 | 26.90 | L | 133913 | 30.00 | L |
| SXS 125 | 04 | 133166 | 26.90 | L | 133913 | 30.00 | L |
| SX 144 | 07 - 08 | 133166 | 26.90 | L | 133913 | 30.00 | L |
| SX 150 | 09 - 15 | 133168 | 26.90 | L | 133913 | 30.00 | L |
| XC 150 | 10 - 14 | 133168 | 26.90 | L | 133913 | 30.00 | L |
| EXC 200 | 98 - 99 | 133167 | 33.30 | L | 133914 | 30.00 | L |
| EXC 200 | 00 - 03 | 133167 | 33.30 | L | 133913 | 30.00 | L |
| EXC 200 | 04 - 05 | 133166 | 26.90 | L | 133913 | 30.00 | L |
| MXC 200 | 98 - 99 | 133167 | 33.30 | L | 133914 | 30.00 | L |
| MXC 200 | 00 - 03 | 133167 | 33.30 | L | 133913 | 30.00 | L |
| SX 200 | 03 - 04 | ---- | | | 133913 | 30.00 | L |
| XC 200 | 06 - 08 | 133166 | 26.90 | L | 133913 | 30.00 | L |
| XC 200 | 09 | 133168 | 26.90 | L | 133913 | 30.00 | L |
| XC-W 200 | 06 - 08 | 133166 | 26.90 | L | 133913 | 30.00 | L |
| XC-W 200 | 09 | 133168 | 26.90 | L | 133913 | 30.00 | L |
| XC-W 200 | 10 | 133165 | 18.95 | L | 133913 | 30.00 | L |
| XC-W 200 | 11 - 13 | 133168 | 26.90 | L | 133913 | 30.00 | L |
| XC-W 200 | 14 | 133165 | 18.95 | L | 133913 | 30.00 | L |
| XC-W 200 | 15 - 16 | 133168 | 26.90 | L | 133913 | 30.00 | L |
| EGS 250 | 99 | 133167 | 33.30 | L | ---- | | |
| EXC 250 | 99 | 133167 | 33.30 | L | ---- | | |
| EXC 250 | 00 - 03 | 133167 | 33.30 | L | 133912 | 30.00 | L |
| EXC 250 | 04 - 05 | 133166 | 26.90 | L | 133912 | 30.00 | L |
| EXC-G 250 Racing | 02 - 03 | 133166 | 26.90 | L | 133915 | 30.00 | L |
| EXC-G 250 Racing | 04 | 133169 | 26.90 | L | 133915 | 30.00 | L |
| EXC-G 250 Racing | 05 | ---- | | | 133915 | 30.00 | L |
| FREERIDE 250 R | 15 - 16 | 133909 | 31.00 | L | ---- | | |
| MXC 250 | 99 - 01 | 133167 | 33.30 | L | ---- | | |
| SX 250 | 99 | 133167 | 33.30 | L | ---- | | |
| SX 250 | 00 - 03 | 133167 | 33.30 | L | 133912 | 30.00 | L |
| SX 250 | 04 - 05 | 133166 | 26.90 | L | 133912 | 30.00 | L |
| SX 250 | 06 - 16 | 133165 | 18.95 | L | 133916 | 25.00 | L |
| SX-F 250 | 05 - 06 | 133169 | 26.90 | L | 133915 | 30.00 | L |
| SX-F 250 | 07 - 12 | 133165 | 18.95 | L | 133917 | 25.00 | L |
| SX-F 250 | 13 - 15 | 133165 | 18.95 | L | 133918 | 25.00 | L |
| SXS 250 | 01 - 03 | 133167 | 33.30 | L | 133912 | 30.00 | L |
| SXS 250 | 04 | 133166 | 26.90 | L | 133912 | 30.00 | L |
| XC 250 | 06 - 16 | 133165 | 18.95 | L | 133916 | 25.00 | L |
| XC-F 250 | 07 - 12 | 133165 | 18.95 | L | 133917 | 25.00 | L |
| XC-F 250 | 13 - 15 | 133165 | 18.95 | L | 133918 | 25.00 | L |
| XC-FW 250 | 07 - 14 | 133165 | 18.95 | L | 133917 | 25.00 | L |
| XC-FW 250 | 15 - 16 | 133165 | 18.95 | L | 133918 | 25.00 | L |
| XC-W 250 | 06 - 16 | 133165 | 18.95 | L | 133916 | 25.00 | L |
| EXC 300 | 99 | 133167 | 33.30 | L | ---- | | |
| EXC 300 | 00 - 03 | 133167 | 33.30 | L | 133912 | 30.00 | L |
| EXC 300 | 04 - 05 | 133166 | 26.90 | L | 133912 | 30.00 | L |
| MXC 300 | 99 | 133167 | 33.30 | L | ---- | | |
| MXC 300 | 00 - 03 | 133167 | 33.30 | L | 133912 | 30.00 | L |
| MXC 300 | 04 - 05 | 133166 | 26.90 | L | 133912 | 30.00 | L |
| XC 300 | 06 - 16 | 133165 | 18.95 | L | 133916 | 25.00 | L |
| XC-W 300 | 06 - 16 | 133165 | 18.95 | L | 133916 | 25.00 | L |
| XC-W 300 SIX DAYS | 15 | 133165 | 18.95 | L | 133916 | 25.00 | L |
| EXC-F 350 | 13 - 16 | 133165 | 18.95 | L | 133918 | 25.00 | L |
| SX-F 350 | 11 - 15 | 133165 | 18.95 | L | 133918 | | |
| XC-F 350 | 11 - 15 | 133165 | 18.95 | L | 133918 | 25.00 | L |
| XC-FW 350 | 12 - 16 | 133165 | 18.95 | L | 133918 | 25.00 | L |



ALL BALLS CLUTCH MASTER CYLINDER REBUILD KITS CONTINUED

| MODEL | YEARS | MASTER CYLINDER REBUILD KIT - CLUTCH | | | SLAVE CYLINDER REBUILD KIT - CLUTCH | | |
|--------------------------|---------|--------------------------------------|-------|---|-------------------------------------|-------|---|
| KTM CONTINUED | | | | | | | |
| XC-FW 350 SIX DAYS | 15 | 133165 | 18.95 | L | 133918 | 25.00 | L |
| EXC 380 | 98 - 99 | 133167 | 33.30 | L | ---- | | |
| EXC 380 | 00 - 01 | 133167 | 33.30 | L | 133912 | 30.00 | L |
| EXC 380 | 02 | ---- | | | 133912 | 30.00 | L |
| MXC 380 | 99 | 133167 | 33.30 | L | ---- | | |
| MXC 380 | 00 - 01 | 133167 | 33.30 | L | 133912 | 30.00 | L |
| SX 380 | 00 - 02 | 133167 | 33.30 | L | 133912 | 30.00 | L |
| EXC 400 | 00 - 02 | 133166 | 26.90 | L | 133912 | 30.00 | L |
| EXC-G 400 | 04 - 06 | 133169 | 26.90 | L | 133915 | 30.00 | L |
| MXC 400 | 01 - 02 | 133166 | 26.90 | L | 133912 | 30.00 | L |
| SX 400 | 00 - 02 | 133166 | 26.90 | L | 133912 | 30.00 | L |
| XC-W 400 | 07 | 133169 | 26.90 | L | 133915 | 30.00 | L |
| XC-W 400 | 09 - 10 | 133165 | 18.95 | L | 133919 | 30.00 | L |
| 450 SX-F FACTORY EDITION | 15 | 133165 | 18.95 | L | ---- | | |
| EXC 450 | 03 | 133166 | 26.90 | L | 133915 | 30.00 | L |
| EXC 450 | 04 | 133169 | 26.90 | L | 133915 | 30.00 | L |
| EXC 450 | 07 | 133165 | 18.95 | L | 133915 | 30.00 | L |
| EXC 450 | 09 - 11 | 133165 | 18.95 | L | 133919 | 30.00 | L |
| EXC-G 450 | 04 - 06 | 133169 | 26.90 | L | 133915 | 30.00 | L |
| EXC-G 450 | 07 | ---- | | | 133915 | 30.00 | L |
| EXC-R 450 | 08 | 133165 | 18.95 | L | 133919 | 30.00 | L |
| MXC-G 450 | 03 | 133166 | 26.90 | L | 133915 | 30.00 | L |
| MXC-G 450 | 04 - 05 | 133169 | 26.90 | L | 133915 | 30.00 | L |
| SMR 450 | 05 - 07 | 133169 | 26.90 | L | 133915 | 30.00 | L |
| SMS 450 | 04 | 133169 | 26.90 | L | ---- | | |
| SX 450 | 03 | 133166 | 26.90 | L | 133915 | 30.00 | L |
| SX 450 | 04 - 06 | 133169 | 26.90 | L | 133915 | 30.00 | L |
| SX-F 450 | 07 - 08 | 133167 | 33.30 | L | 133920 | 30.00 | L |
| SX-F 450 | 09 - 11 | 133170 | 26.90 | L | 133920 | 30.00 | L |
| SX-F 450 | 12 | 133168 | 26.90 | L | 133920 | 30.00 | L |
| SX-F 450 | 13 - 15 | 133165 | 18.95 | L | 133921 | 25.00 | L |
| SX-F 450 | 16 | 133165 | 18.95 | L | ---- | | |
| SXS 450 | 03 | 133166 | 26.90 | L | ---- | | |
| SXS 450 | 04 | 133169 | 26.90 | L | ---- | | |
| XC 450 | 04 | 133169 | 26.90 | L | 133915 | 30.00 | L |
| XC 450 | 06 | ---- | | | 133915 | 30.00 | L |
| XC 450 | 07 | 133169 | 26.90 | L | 133915 | 30.00 | L |
| XC-F 450 | 08 | 133167 | 33.30 | L | 133920 | 30.00 | L |
| XC-F 450 | 09 | 133170 | 26.90 | L | 133920 | 30.00 | L |
| XC-F 450 | 13 - 16 | 133165 | 18.95 | L | 133921 | 25.00 | L |
| XCR-W 450 | 08 | 133165 | 18.95 | L | 133919 | 30.00 | L |
| XC-W 450 | 07 | 133169 | 26.90 | L | 133915 | 30.00 | L |
| XC-W 450 | 08 | 133165 | 18.95 | L | ---- | | |
| XC-W 450 | 09 - 15 | 133165 | 18.95 | L | 133919 | 30.00 | L |
| XC-W 450 | 16 | ---- | | | 133919 | 30.00 | L |
| EXC 500 | 12 - 16 | 133165 | 18.95 | L | 133919 | 30.00 | L |
| XC-W 500 | 12 - 16 | 133165 | 18.95 | L | 133919 | 30.00 | L |
| SX-F 505 | 08 | 133167 | 33.30 | L | 133920 | 30.00 | L |
| XC-F 505 | 08 | 133167 | 33.30 | L | 133920 | 30.00 | L |
| XC-F 505 | 09 | 133170 | 26.90 | L | 133920 | 30.00 | L |
| EXC 520 | 00 - 02 | 133166 | 26.90 | L | 133912 | 30.00 | L |
| MXC 520 | 01 - 02 | 133166 | 26.90 | L | 133912 | 30.00 | L |
| SX 520 | 00 - 02 | 133166 | 26.90 | L | 133912 | 30.00 | L |
| EXC 525 | 03 | 133166 | 26.90 | L | 133915 | 30.00 | L |
| EXC 525 | 04 - 06 | 133169 | 26.90 | L | 133915 | 30.00 | L |
| EXC 525 | 07 | 133165 | 18.95 | L | 133915 | 30.00 | L |
| MXC-G 525 | 03 | 133166 | 26.90 | L | 133915 | 30.00 | L |
| MXC-G 525 | 04 - 05 | 133169 | 26.90 | L | 133915 | 30.00 | L |
| SMR 525 | 05 | 133169 | 26.90 | L | 133915 | 30.00 | L |
| SX 525 | 03 | 133166 | 26.90 | L | 133915 | 30.00 | L |
| SX 525 | 04 - 06 | 133169 | 26.90 | L | 133915 | 30.00 | L |

- accessories
- body
- handlebar & grips
- cables & levers
- exhaust
- engine
- fuel & intake
- electrical & ignition
- clutch**
- drive
- bearings
- brakes
- steering & suspension
- tires
- tools & shop

ALL BALLS CLUTCH MASTER CYLINDER REBUILD KITS CONTINUED



| MODEL | YEARS | MASTER CYLINDER REBUILD KIT - CLUTCH | | | SLAVE CYLINDER REBUILD KIT - CLUTCH | | |
|-------------------------|---------|--------------------------------------|-------|---|-------------------------------------|-------|---|
| KTM CONTINUED | | | | | | | |
| XC 525 | 06 - 07 | 133169 | 26.90 | L | 133915 | 30.00 | L |
| XC-W 525 | 07 | 133169 | 26.90 | L | 133915 | 30.00 | L |
| EXC 530 | 10 - 11 | 133165 | 18.95 | L | 133919 | 30.00 | L |
| EXC-R 530 | 08 | 133165 | 18.95 | L | 133919 | 30.00 | L |
| EXC-R 530 | 09 | ---- | | | 133919 | 30.00 | L |
| XCR-W 530 | 08 | 133165 | 18.95 | L | 133919 | 30.00 | L |
| XC-W 530 | 09 - 11 | 133165 | 18.95 | L | 133919 | 30.00 | L |
| SXS 540 | 01 - 02 | 133166 | 26.90 | L | 133912 | 30.00 | L |
| SXS 540 | 03 | 133166 | 26.90 | L | 133915 | 30.00 | L |
| SXS 540 | 04 - 06 | 133169 | 26.90 | L | 133915 | 30.00 | L |
| SMR 560 | 06 - 07 | 133169 | 26.90 | L | 133915 | 30.00 | L |
| SMC 625 | 04 - 06 | 133167 | 33.30 | L | 133922 | 30.00 | L |
| SXC 625 | 03 | ---- | | | 133922 | 30.00 | L |
| SXC 625 | 04 | 133167 | 33.30 | L | 133922 | 30.00 | L |
| SXC 625 | 05 | ---- | | | 133922 | 30.00 | L |
| 640 LC4 Enduro | 03 | ---- | | | 133922 | 30.00 | L |
| 640 LC4 Enduro | 04 | 133167 | 33.30 | L | 133922 | 30.00 | L |
| 640 LC4 Supermoto | 03 | ---- | | | 133922 | 30.00 | L |
| 640 LC4 Supermoto | 04 | 133167 | 33.30 | L | 133922 | 30.00 | L |
| Adventure 640 | 03 | 133167 | 33.30 | L | 133922 | 30.00 | L |
| Adventure 640 | 04 | ---- | | | 133922 | 30.00 | L |
| Adventure 640 | 05 - 07 | 133167 | 33.30 | L | 133922 | 30.00 | L |
| LC4 640 | 05 | ---- | | | 133922 | 30.00 | L |
| 660 RALLY FACTORY REPL. | 06 - 07 | 133166 | 26.90 | L | ---- | | |
| 660 RALLYE | 01 - 05 | 133166 | 26.90 | L | ---- | | |
| 690 RALLY FACTORY REPL. | 08 - 09 | ---- | | | 133915 | 30.00 | L |
| ENDURO R 690 | 09 - 12 | 133167 | 33.30 | L | 133915 | 30.00 | L |
| ENDURO R 690 | 13 - 15 | ---- | | | 133915 | 30.00 | L |
| SMC 690 | 09 - 10 | 133167 | 33.30 | L | 133915 | 30.00 | L |
| ADVENTURE 950 | 03 - 06 | 133167 | 33.30 | L | ---- | | |
| SUPER ENDURO 950 | 07 | 133167 | 33.30 | L | ---- | | |
| ADVENTURE 990 | 07 - 13 | 133167 | 33.30 | L | ---- | | |
| SUPERMOTO 990 | 10 - 11 | 133167 | 33.30 | L | ---- | | |

- accessories
- body
- handlebar & grips
- cables & levers
- exhaust
- engine
- fuel & intake
- electrical & ignition
- clutch**
- drive
- bearings
- brakes
- steering & suspension
- tires
- tools & shop

DRIVE



- accessories
- body
- handlebar & grips
- cables & levers
- exhaust
- engine
- fuel & intake
- electrical & ignition
- clutch
- drive**
- bearings
- brakes
- steering & suspension
- tires
- tools & shop

POWERTRANSFER MOTORCYCLE CHAIN



With our leading edge technology and using only the highest grade of special steel alloys, we produce a full range of superior quality motorcycle chains. The specifications of the JT advanced power transfer chains meet or exceed the requirements of all modern motorcycles, street, MX, enduro, off road and ATV.

ROAD & DUAL PURPOSE APPLICATION CHART

| | | 150cc 200cc 250cc 350cc 500cc 600cc 750cc 800cc 900cc 1000cc 1200cc | | | | | | | | | | | |
|------------------------|---------------|---|--------------------------------|--|--|--|--|--|--|--|--|--|--|
| Z3 | X-Ring | 520 | [Red bar from 150cc to 1000cc] | | | | | | | | | | |
| | | 525 | [Red bar from 250cc to 1200cc] | | | | | | | | | | |
| | | 530 | [Red bar from 350cc to 1200cc] | | | | | | | | | | |
| X1R₂ | X-Ring | 520 | Up to maximum 110 bhp (82 kW) | | | | | | | | | | |
| X1R | X-Ring | 525 | Up to maximum 120 bhp (90 kW) | | | | | | | | | | |
| | | 530 | Up to maximum 130 bhp (97 kW) | | | | | | | | | | |
| HDS | | 520 | [Red bar from 150cc to 350cc] | | | | | | | | | | |
| HDR | | 520 | [Red bar from 150cc to 200cc] | | | | | | | | | | |
| X1R | X-Ring | 428 | [Red bar from 150cc to 250cc] | | | | | | | | | | |
| HDR | | 420 | [Red bar from 150cc to 150cc] | | | | | | | | | | |
| HDR | | 428 | [Red bar from 150cc to 200cc] | | | | | | | | | | |

MOTOCROSS APPLICATION CHART

| | | 150cc 200cc 250cc 350cc 500cc 600cc 750cc 900cc 1200cc | | | | | | | | | | | |
|------------|---------------|--|-------------------------------|--|--|--|--|--|--|--|--|--|--|
| X1R | X-Ring | 520 | Up to maximum 95 bhp | | | | | | | | | | |
| HDS | | 520 | [Red bar from 150cc to 500cc] | | | | | | | | | | |
| HDR | | 520 | [Red bar from 150cc to 350cc] | | | | | | | | | | |
| X1R | X-Ring | 428 | [Red bar from 150cc to 200cc] | | | | | | | | | | |
| HDR | | 420 | [Red bar from 150cc to 150cc] | | | | | | | | | | |
| HDR | | 428 | [Red bar from 150cc to 150cc] | | | | | | | | | | |

ATV APPLICATION CHART

| | | 150cc 200cc 250cc 350cc 500cc 600cc 750cc 900cc 1200cc | | | | | | | | | | | |
|------------------------|---------------|--|-------------------------------|--|--|--|--|--|--|--|--|--|--|
| X1R₂ | X-Ring | 520 | [Red bar from 200cc to 600cc] | | | | | | | | | | |
| HDS | | 520 | [Red bar from 150cc to 500cc] | | | | | | | | | | |
| HDR | | 520 | [Red bar from 150cc to 350cc] | | | | | | | | | | |
| X1R | X-Ring | 428 | [Red bar from 150cc to 200cc] | | | | | | | | | | |
| HDR | | 420 | [Red bar from 150cc to 150cc] | | | | | | | | | | |
| HDR | | 428 | [Red bar from 150cc to 150cc] | | | | | | | | | | |

BHVICC application charts are for reference only – to ensure correct chain selection, follow the vehicle manufacturer's recommendations

JT DRIVE CHAIN

TECHNICAL SPECIFICATION



EXPERT SERIES X-RING DRIVE CHAIN

Z3 SUPER HEAVY DUTY X-RING CHAIN

X1R HEAVY DUTY X-RING CHAIN

Z1R HEAVY DUTY X-RING CHAIN



| CHAIN | ROLLER DIAMETER | PIN LENGTH | PLATE THICKNESS | | WEIGHT PER 100 LINKS | AVG. TENSILE STRENGTH | PIN RIVETING | SOLID BUSH | X-RING SEAL | AVAILABLE CONNECTING LINK | |
|----------|-----------------|------------|-----------------|-------|----------------------|-----------------------|--------------|------------|-------------|---------------------------|----------|
| | | | INNER | OUTER | | | | | | Standard | Optional |
| | mm | mm | mm | mm | kg | kgf (kN) | - | - | - | | |
| 520 Z3 | 10.32 | 21.4 | 2.2 | 2.4 | 1.87 | 4240 (41.6) | 4 | Yes | Yes | RL | - |
| 525 Z3 | 10.32 | 23.7 | 2.4 | 2.6 | 2.1 | 4690 (46.0) | 4 | Yes | Yes | RL | - |
| 530 Z3 | 10.32 | 25.3 | 2.4 | 2.6 | 2.19 | 4690 (46.0) | 4 | Yes | Yes | RL | - |
| 428 X1R | 8.5 | 20.8 | 2 | 2 | 1.12 | 2800 (27.5) | 4 | Yes | Yes | SL | - |
| 520 X1R | 10.22 | 20.3 | 2 | 2 | 1.55 | 3700 (36.3) | 4 | Yes | Yes | DL | RL/SL |
| 520 X1R2 | 10.22 | 20.3 | 2 | 2 | 1.67 | 3900 (38.2) | 4 | Yes | Yes | DL | RL/SL |
| 525 X1R | 10.22 | 22.6 | 2.2 | 2.2 | 1.87 | 4050 (39.7) | 4 | Yes | Yes | RL | SL |
| 530 X1R | 10.22 | 24.9 | 2.4 | 2.4 | 2.08 | 4200 (41.2) | 4 | Yes | Yes | RL | SL |
| 520 Z1R | 10.32 | 21.40 | 2.2 | 2.4 | 1.87 | 4300 (42.2) | 4 | Yes | Yes | - | - |
| 525 Z1R | 10.32 | 23.70 | 2.4 | 2.6 | 2.10 | 4800 (47.1) | 4 | Yes | Yes | - | - |
| 530 Z1R | 10.32 | 25.30 | 2.4 | 2.6 | 2.19 | 4800 (47.1) | 4 | Yes | Yes | - | - |

- **Connecting Link Reference** - SL: Spring/Clip Link, RL: Rivet Link, DL: Dual Link (contains both link types)
- **Pin Riveting** - Pressed four times for an extra strong rivet that resists powerful lateral forces on the outer plate
- **Solid Bush** - Solid bushes provide enhanced resistance to distortion from repetitive shock loading
- **Riveted Bush** - All 520 HDR/HDS/X1R/X1R2 have riveted bushes that resist powerful lateral forces on the inner plate
- **X-Ring Seal** - X-Ring seals offer better sealing than the conventional O-Ring and produce far less friction. All sealed JT chains are equipped with X-Rings

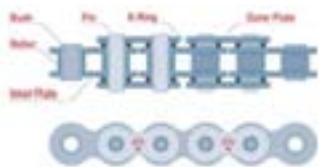
| Z3 CHAIN | | | | |
|----------|----------------------------|-----------|-------|---|
| | PITCH | # OF LINK | | |
| 982602 | 520 | 110 | 73.91 | L |
| 982603 | 520 | 112 | 75.26 | L |
| 982604 | 520 | 114 | 76.59 | L |
| 982605 | 520 | 116 | 77.93 | L |
| 982606 | 520 | 118 | 79.28 | L |
| 982607 | 520 | 120 | 80.64 | L |
| 982608 | 520 | 122 | 81.95 | L |
| 982609 | 520 | 124 | 83.31 | L |
| | CONNECTING LINK CLIP TYPE | | | |
| 982613 | 525 | 96 | 76.50 | L |
| 982614 | 525 | 98 | 78.10 | L |
| 982615 | 525 | 100 | 79.69 | L |
| 982616 | 525 | 102 | 81.26 | L |
| 982617 | 525 | 104 | 82.88 | L |
| 982618 | 525 | 106 | 84.45 | L |
| 982619 | 525 | 108 | 86.07 | L |
| 982620 | 525 | 110 | 87.64 | L |
| 982621 | 525 | 112 | 89.26 | L |
| 982622 | 525 | 114 | 90.83 | L |
| 982623 | 525 | 116 | 92.45 | L |
| 982624 | 525 | 118 | 94.02 | L |
| 982625 | 525 | 120 | 95.64 | L |
| 982626 | 525 | 122 | 97.21 | L |
| 982627 | 525 | 124 | 98.83 | L |
| | CONNECTING LINK RIVET TYPE | | | |
| | CONNECTING LINK CLIP TYPE | | | |

| Z3 CHAIN | | | | |
|----------|----------------------------|-----------|--------|---|
| | PITCH | # OF LINK | | |
| 982629 | 530 | 100 | 86.34 | L |
| 982630 | 530 | 102 | 88.07 | L |
| 982631 | 530 | 104 | 89.79 | L |
| 982632 | 530 | 106 | 91.52 | L |
| 982633 | 530 | 108 | 93.24 | L |
| 982634 | 530 | 110 | 95.00 | L |
| 982635 | 530 | 112 | 96.72 | L |
| 982636 | 530 | 114 | 98.45 | L |
| 982637 | 530 | 116 | 100.17 | L |
| 982638 | 530 | 118 | 101.90 | L |
| 982639 | 530 | 120 | 103.62 | L |
| 982640 | 530 | 122 | 105.34 | L |
| 982641 | 530 | 124 | 107.07 | L |
| | CONNECTING LINK RIVET TYPE | | | |
| | CONNECTING LINK CLIP TYPE | | | |

| X1R CHAIN | | | | |
|-----------|----------------------------|-----------|-------|---|
| | PITCH | # OF LINK | | |
| 207540 | 428 | 124 | 48.36 | N |
| 207541 | 428 | 128 | 49.92 | N |
| 982590 | 428 | 130 | 50.98 | L |
| 207542 | 428 | 134 | 52.26 | N |
| 982591 | 428 | 140 | 54.91 | L |
| 207543 | 428 | 142 | 55.38 | N |
| 982592 | 428 | 146 | 57.28 | L |
| 207658 | | | 3.00 | N |
| | CONNECTING LINK CLIP TYPE | | | |
| 207572 | 520 | 114 | 63.94 | N |
| 207573 | 520 | 116 | 65.06 | N |
| 207574 | 520 | 118 | 66.19 | N |
| 207575 | 520 | 120 | 67.31 | N |
| 207576 | 520 | 124 | 69.55 | N |
| 207665 | | | 3.14 | N |
| | CONNECTING LINK RIVET TYPE | | | |
| | CONNECTING LINK CLIP TYPE | | | |

| X1R CHAIN | | | | |
|-----------|----------------------------|-----------|-------|---|
| | PITCH | # OF LINK | | |
| 207608 | 525 | 94 | 62.76 | N |
| 982610 | 525 | 96 | 64.10 | L |
| 207609 | 525 | 104 | 69.45 | N |
| 207610 | 525 | 106 | 70.78 | N |
| 207611 | 525 | 108 | 71.71 | N |
| 207612 | 525 | 110 | 73.04 | N |
| 207613 | 525 | 112 | 74.37 | N |
| 207614 | 525 | 114 | 75.70 | N |
| 207615 | 525 | 116 | 77.02 | N |
| 207616 | 525 | 118 | 78.35 | N |
| 207617 | 525 | 120 | 79.68 | N |
| 207618 | 525 | 122 | 81.01 | N |
| 207619 | 525 | 124 | 82.34 | N |
| 207668 | | | 3.71 | N |
| | CONNECTING LINK RIVET TYPE | | | |
| | CONNECTING LINK CLIP TYPE | | | |
| 982628 | 530 | 92 | 66.72 | L |
| 207630 | 530 | 94 | 67.79 | N |
| 207631 | 530 | 96 | 69.24 | N |
| 207632 | 530 | 98 | 70.68 | N |
| 207633 | 530 | 100 | 72.12 | N |
| 207634 | 530 | 102 | 73.56 | N |
| 207635 | 530 | 104 | 75.00 | N |
| 207636 | 530 | 106 | 76.45 | N |
| 207637 | 530 | 108 | 77.89 | N |
| 207638 | 530 | 110 | 79.33 | N |
| 207639 | 530 | 112 | 80.77 | N |
| 207640 | 530 | 114 | 82.22 | N |
| 207641 | 530 | 116 | 83.66 | N |
| 207642 | 530 | 118 | 85.10 | N |
| 207643 | 530 | 120 | 86.54 | N |
| 207644 | 530 | 122 | 88.48 | N |
| 207671 | | | 4.03 | N |
| | CONNECTING LINK RIVET TYPE | | | |
| | CONNECTING LINK CLIP TYPE | | | |
| 207672 | | | 3.40 | N |

| X1R2 CHAIN | | | | |
|------------|----------------------------|-----------|-------|---|
| | PITCH | # OF LINK | | |
| 207577 | 520 | 36 | 20.19 | N |
| 207578 | 520 | 74 | 41.51 | N |
| 207579 | 520 | 78 | 43.75 | N |
| 207580 | 520 | 84 | 47.12 | N |
| 207581 | 520 | 86 | 48.24 | N |
| 207582 | 520 | 90 | 50.48 | N |
| 207583 | 520 | 92 | 51.60 | N |
| 207584 | 520 | 94 | 52.72 | N |
| 207585 | 520 | 96 | 53.85 | N |
| 207586 | 520 | 98 | 54.97 | N |
| 207587 | 520 | 100 | 56.09 | N |
| 207588 | 520 | 102 | 57.21 | N |
| 207589 | 520 | 104 | 58.33 | N |
| 207590 | 520 | 106 | 59.46 | N |
| 207591 | 520 | 108 | 60.58 | N |
| 207592 | 520 | 110 | 61.70 | N |
| 207593 | 520 | 112 | 62.82 | N |
| 207594 | 520 | 114 | 63.94 | N |
| 207595 | 520 | 116 | 65.06 | N |
| 207596 | 520 | 118 | 66.19 | N |
| 207597 | 520 | 120 | 67.31 | N |
| 207598 | 520 | 124 | 69.55 | N |
| 207663 | | | 3.14 | N |
| | CONNECTING LINK RIVET TYPE | | | |
| | CONNECTING LINK CLIP TYPE | | | |
| 207664 | | | 2.60 | N |



- accessories
- body
- handlebar & grips
- cables & levers
- exhaust
- engine
- fuel & intake
- electrical & ignition
- clutch
- drive
- bearings
- brakes
- steering & suspension
- tires
- tools & shop

JT DRIVE CHAIN

TECHNICAL SPECIFICATION



EXPERT SERIES X-RING DRIVE CHAIN

| Z1R CHAIN | | | |
|-----------|----------------------------|-----------|---------|
| | PITCH | # OF LINK | |
| 207599 | 520 | 106 | 79.14 N |
| 207600 | 520 | 108 | 80.64 N |
| 207601 | 520 | 110 | 81.66 N |
| 207602 | 520 | 112 | 83.15 N |
| 207603 | 520 | 114 | 84.63 N |
| 207604 | 520 | 116 | 86.60 N |
| 207605 | 520 | 118 | 88.10 N |
| 207606 | 520 | 120 | 89.09 N |
| 207607 | 520 | 122 | 91.16 N |
| 982593 | 520 | 124 | 92.59 L |
| 207667 | CONNECTING LINK RIVET TYPE | | 4.43 N |

| Z1R CHAIN | | | |
|-----------|----------------------------|-----------|----------|
| | PITCH | # OF LINK | |
| 207620 | 525 | 106 | 93.30 N |
| 207621 | 525 | 108 | 95.06 N |
| 207622 | 525 | 110 | 96.82 N |
| 207623 | 525 | 112 | 98.58 N |
| 207624 | 525 | 114 | 100.34 N |
| 207625 | 525 | 116 | 102.10 N |
| 207626 | 525 | 118 | 103.86 N |
| 207627 | 525 | 120 | 105.62 N |
| 207628 | 525 | 122 | 108.02 N |
| 207629 | 525 | 124 | 109.14 N |
| 207670 | CONNECTING LINK RIVET TYPE | | 5.23 N |

| Z1R CHAIN | | | |
|-----------|----------------------------|-----------|----------|
| | PITCH | # OF LINK | |
| 207645 | 530 | 102 | 97.88 N |
| 207646 | 530 | 104 | 99.79 N |
| 207647 | 530 | 106 | 101.13 N |
| 207648 | 530 | 108 | 103.04 N |
| 207649 | 530 | 110 | 104.95 N |
| 207650 | 530 | 112 | 106.86 N |
| 207651 | 530 | 114 | 108.77 N |
| 207652 | 530 | 116 | 110.68 N |
| 207653 | 530 | 118 | 112.58 N |
| 207674 | 530 | 120 | 116.50 E |
| 207655 | 530 | 122 | 117.07 N |
| 207673 | CONNECTING LINK RIVET TYPE | | 5.66 N |



HEAVY DUTY DRIVE CHAIN

| CHAIN | ROLLER DIAMETER | PIN LENGTH | PLATE THICKNESS | | WEIGHT PER 100 LINKS | AVG. TENSILE STRENGTH | PIN RIVETING | SOLID BUSH | X-RING SEAL | AVAILABLE CONNECTING LINK | |
|---------|-----------------|------------|-----------------|-------|----------------------|-----------------------|--------------|------------|-------------|---------------------------|----------|
| | | | INNER | OUTER | | | | | | kg | kgf (kN) |
| 420 HDR | 7.77 | 15.05 | 1.6 | 1.6 | 0.74 | 2000 (19.6) | 2 | Yes | - | SL | - |
| 428 HDR | 8.5 | 18.3 | 2 | 2 | 0.97 | 2500 (24.5) | 2 | Yes | - | SL | - |

RACE SERIES COMPETITION DRIVE CHAIN

HDS ULTIMATE COMPETITION CHAIN
HDR SUPER COMPETITION CHAIN



| CHAIN | ROLLER DIAMETER | PIN LENGTH | PLATE THICKNESS | | WEIGHT PER 100 LINKS | AVG. TENSILE STRENGTH | PIN RIVETING | SOLID BUSH | X-RING SEAL | AVAILABLE CONNECTING LINK | |
|---------|-----------------|------------|-----------------|-------|----------------------|-----------------------|--------------|------------|-------------|---------------------------|----------|
| | | | INNER | OUTER | | | | | | kg | kgf (kN) |
| 520 HDS | 10.22 | 18.6 | 2.2 | 2.2 | 1.55 | 4020 (39.4) | 4 | Yes | - | SL | RL |
| 520 HDR | 10.22 | 17.8 | 2 | 2 | 1.47 | 3700 (36.3) | 4 | Yes | - | SL | RL |

| HDR CHAIN | | | |
|-----------|---------------------------|-----------|---------|
| | PITCH | # OF LINK | |
| 207500 | 420 | 76 | 8.59 N |
| 207501 | 420 | 86 | 9.74 N |
| 982584 | 420 | 88 | 9.97 L |
| 207502 | 420 | 90 | 10.13 N |
| 982585 | 420 | 92 | 10.40 L |
| 982586 | 420 | 96 | 10.86 L |
| 207503 | 420 | 98 | 11.09 N |
| 207504 | 420 | 100 | 11.25 N |
| 207505 | 420 | 104 | 11.70 N |
| 982587 | 420 | 106 | 12.02 L |
| 207506 | 420 | 108 | 12.24 N |
| 207507 | 420 | 110 | 12.38 N |
| 207508 | 420 | 112 | 12.67 N |
| 207509 | 420 | 114 | 12.83 N |
| 207510 | 420 | 116 | 13.14 N |
| 982588 | 420 | 118 | 13.36 L |
| 207511 | 420 | 120 | 13.59 N |
| 207512 | 420 | 122 | 13.73 N |
| 207513 | 420 | 124 | 13.95 N |
| 207514 | 420 | 126 | 14.26 N |
| 207515 | 420 | 128 | 14.48 N |
| 207516 | 420 | 130 | 14.71 N |
| 207517 | 420 | 132 | 14.95 N |
| 207518 | 420 | 134 | 15.17 N |
| 207519 | 420 | 140 | 15.86 N |
| 207656 | CONNECTING LINK CLIP TYPE | | 0.74 N |

| HDR CHAIN | | | |
|-----------|---------------------------|-----------|---------|
| | PITCH | # OF LINK | |
| 207520 | 428 | 100 | 14.27 N |
| 982589 | 428 | 102 | 14.62 L |
| 207521 | 428 | 104 | 14.91 N |
| 207522 | 428 | 108 | 15.48 N |
| 207523 | 428 | 110 | 15.78 N |
| 207524 | 428 | 112 | 15.98 N |
| 207525 | 428 | 114 | 16.34 N |
| 207526 | 428 | 116 | 16.64 N |
| 207527 | 428 | 118 | 16.93 N |
| 207528 | 428 | 120 | 17.12 N |
| 207529 | 428 | 122 | 17.50 N |
| 207530 | 428 | 124 | 17.79 N |
| 207531 | 428 | 126 | 17.98 N |
| 207532 | 428 | 128 | 18.36 N |
| 207533 | 428 | 130 | 18.55 N |
| 207534 | 428 | 132 | 18.93 N |
| 207535 | 428 | 134 | 19.12 N |
| 207536 | 428 | 136 | 19.52 N |
| 207537 | 428 | 140 | 20.09 N |
| 207538 | 428 | 142 | 20.38 N |
| 207539 | 428 | 146 | 20.95 N |
| 207657 | CONNECTING LINK CLIP TYPE | | 0.74 N |

| HDR CHAIN | | | |
|-----------|----------------------------|-----------|---------|
| | PITCH | # OF LINK | |
| 207544 | 520 | 84 | 25.47 N |
| 207545 | 520 | 86 | 25.93 N |
| 207546 | 520 | 92 | 27.74 N |
| 207547 | 520 | 96 | 29.10 N |
| 207548 | 520 | 100 | 30.15 N |
| 207549 | 520 | 102 | 30.91 N |
| 207550 | 520 | 104 | 31.52 N |
| 207551 | 520 | 106 | 31.96 N |
| 207552 | 520 | 108 | 32.56 N |
| 207553 | 520 | 110 | 33.17 N |
| 207554 | 520 | 112 | 33.77 N |
| 207555 | 520 | 114 | 34.37 N |
| 207556 | 520 | 116 | 34.97 N |
| 207557 | 520 | 118 | 35.58 N |
| 207558 | 520 | 120 | 36.18 N |
| 207559 | 520 | 124 | 37.39 N |
| 207659 | CONNECTING LINK RIVET TYPE | | 1.74 N |
| 207660 | CONNECTING LINK CLIP TYPE | | 1.43 N |

| HDS CHAIN | | | |
|-----------|----------------------------|-----------|---------|
| | PITCH | # OF LINK | |
| 207560 | 520 | 100 | 33.96 N |
| 207561 | 520 | 102 | 34.86 N |
| 207562 | 520 | 104 | 35.55 N |
| 207563 | 520 | 106 | 36.00 N |
| 207564 | 520 | 108 | 36.90 N |
| 207565 | 520 | 110 | 37.36 N |
| 207566 | 520 | 112 | 38.04 N |
| 207567 | 520 | 114 | 38.71 N |
| 207568 | 520 | 116 | 39.39 N |
| 207569 | 520 | 118 | 40.07 N |
| 207570 | 520 | 120 | 40.75 N |
| 207571 | 520 | 124 | 42.11 N |
| 207661 | CONNECTING LINK RIVET TYPE | | 2.00 N |
| 207662 | CONNECTING LINK CLIP TYPE | | 1.74 N |





Regina Chains from the mid 1940s to today, have had considerable resources and commitment and gone into the creation of increasingly advanced and innovative sportbike chains, as part of an enduring quest for two fundamental requirements: maximum functionality and complete, tested safety.

At Regina Chains these results are achieved through comprehensive laboratory tests and analyses, experience from racetrack competition and roadworthy application.

Only after this accurate design and testing process a Regina chain is produced, to withstand the more demanding needs of every sportbike and motorcycle segment.

For many years Regina chain has been certified to ISO 9001. Another confirmation of the excellent quality and reliability of Regina chains design and production process. Regina chains at the top.

For over 50 years Regina Chain has been present in racing competition. Regina Chains international prestige has been achieved thanks to partnerships with important brands such as Aprilia, Ducati, Harley Davidson, Honda, Husqvarna, KTM, Yamaha, Suzuki. This is the result of our high quality and continuous improvement our Regina chains. Regina Chain serves both World Championship riders and private users with the best performing sportbike chains. From low to high powered street motorcycles, motocross, enduro, supermotard, and ATV, Regina chains is a leader in motorcycle and sportbike chains

STANDARD NON O-RING CHAIN

- Quality chains, designed for road bikes up to 250 cc.
- Special extended bushings, developed to reinforce the press-fit into the linkplates of the chain, ensure a high resistance to chain kinking.
- All chains undergo pre-loading to increase fatigue and wear resistance.
- "Gold" outer plates.



| CHAIN | Pitch | | Inner width | | Roller dia. | Plate thickness | | Pin length | Weight | | | Average tensile strength | |
|-------|-------|------|-------------|------|-------------|-----------------|-----|------------|--------|--------------|---------------|--------------------------|------|
| | mm | Inch | mm | Inch | | mm | mm | | Kg/m | Kg/100 Links | Lbs/100 Links | N | Lbs |
| 420 | 12,70 | 1/2 | 6,35 | 1/4 | 7,75 | 1,6 | 1,8 | 16,1 | 0,56 | 0,71 | 1,57 | 15700 | 3530 |

| PART # | # OF LINKS | |
|-----------|------------|---------|
| 74-42084 | 84 | 21.95 G |
| 74-42088 | 88 | 22.95 G |
| 74-420100 | 100 | 25.80 G |
| 74-420104 | 104 | 26.95 G |
| 74-420110 | 110 | 28.95 G |

420 STANDARD CONNECTING LINKS NON O-RING

| PART # | TYPE | |
|----------|-------------------|--------|
| 74-42000 | SPRING CLIP | 1.95 G |
| 74-42010 | MASTER RIVET TYPE | 1.60 G |



CONNECTING LINKS

- D Outer Plate
- I O-Ring
- L Rivet Link Fork
- M Rivet Pin



- C Connecting Link Fork
- D Outer Plate
- E Connecting Pin
- F Groove
- H Spring Clip
- I O-Ring

- accessories
- body
- handlebar & grips
- cables & levers
- exhaust
- engine
- fuel & intake
- electrical & ignition
- clutch
- drive
- bearings
- brakes
- steering & suspension
- tires
- tools & shop



REINFORCED NON O-RING CHAIN



- Designed and developed to withstand the severe stress caused by off-road use.
- For Motocross and Enduro bikes up to 500 cc. Alloy carbon steel pins.
- Thicker plates than the standard series for increased tensile strength and fatigue resistance. Extended curl-formed bushings, solid rollers.
- "Gold" outer plates.

| CHAIN | Pitch | | Inner width | | Roller dia. | Plate thickness | | Pin length | Weight | | | Average tensile strength | |
|-------|---------|-----|-------------|------|-------------|-----------------|-----|------------|--------|------|--------------|--------------------------|------|
| | Int. N° | mm | Inch | mm | | Inch | mm | | mm | Kg/m | Kg/100 Links | Lbs/100 Links | N |
| 428 | 12,70 | 1/2 | 7,75 | 5/16 | 8,51 | 2,0 | 2,0 | 19,0 | 0,86 | 1,09 | 2,41 | 22500 | 5058 |
| 520 | 15,875 | 5/8 | 6,35 | 1/4 | 10,16 | 2,2 | 2,2 | 18,9 | 1,03 | 1,63 | 3,60 | 33400 | 7509 |

428 REINFORCED CHAIN NON O-RING

| PART # | # OF LINKS | Weight | Grade |
|-----------|------------|--------|-------|
| 74-428100 | 100 | 40.95 | G |
| 74-428116 | 116 | 42.05 | G |
| 74-428118 | 118 | 46.95 | G |
| 74-428120 | 120 | 49.95 | G |
| 74-428124 | 124 | 49.95 | G |
| 74-428130 | 130 | 51.95 | G |

520 REINFORCED CHAIN NON O-RING

| PART # | # OF LINKS | Weight | Grade |
|-----------|------------|--------|-------|
| 75-52094 | 94 | 60.30 | G |
| 75-520100 | 100 | 58.85 | G |
| 75-520108 | 108 | 63.55 | G |
| 75-520110 | 110 | 64.70 | G |
| 75-520112 | 112 | 72.30 | G |
| 75-520116 | 116 | 74.95 | G |
| 75-520118 | 118 | 75.95 | G |
| 75-520120 | 120 | 76.95 | G |

428 REINFORCED CONNECTING LINKS NON O-RING

| PART # | TYPE | Weight | Grade |
|----------|-------------------|--------|-------|
| 74-42800 | SPRING CLIP TYPE | 2.85 | G |
| 74-42810 | MASTER RIVET TYPE | 2.95 | G |

520 REINFORCED CONNECTING LINKS NON O-RING

| PART # | TYPE | Weight | Grade |
|----------|-------------------|--------|-------|
| 75-52100 | SPRING CLIP TYPE | 2.95 | G |
| 75-5210 | MASTER RIVET TYPE | 3.95 | G |

CONNECTING LINKS



- D Outer Plate
- I O-Ring
- L Rivet Link Fork
- M Rivet Pin

MASTER RIVET LINK

This is the safest link to join a chain; the only one that could guarantee the same resistance to fatigue as all the other links of the chain.



- C Connecting Link Fork
- D Outer Plate
- E Connecting Pin
- F Groove
- H Spring Clip
- I O-Ring

SPRING CLIP LINK TYPE 42

This link is a good compromise of installation and the safety level, as it is much more resistant to fatigue than the slip fit connecting link type 26. It should be used only for low power applications on motorcycles having low displacement (max 400 cc) or for short distances at moderate speed.



O-RING CHAIN

- OR chains of the latest generation characterized by new and better performing round section O-rings.
- Light and strong, these sealed chains are engineered to meet the demands of each motorcycle application, providing long life in all conditions seen by road or off-road riders.
- Features include high carbon alloy pins, solid bushings, shot-peened plates and rollers.
- All O-ring chains are submitted to performance enhancing pre-stretching.
- "Gold" outer plates.
- The O-ring series chains provide a huge improvement in wear against standard type chains.
- All chains undergo pre-loading to increase fatigue and wear resistance.



| CHAIN | Pitch | | Inner width | | Roller dia. | Plate thickness | | Pin length | Weight | | | Average tensile strength | |
|-------|--------|------|-------------|------|-------------|-----------------|----------|------------|--------|--------------|---------------|--------------------------|------|
| | mm | Inch | mm | Inch | | Outer mm | Inner mm | | Kg/m | Kg/100 Links | Lbs/100 Links | N | Lbs |
| 520 | 15,875 | 5/8 | 6,35 | 1/4 | 10,23 | 2,0 | 2,0 | 20,4 | 1,03 | 1,64 | 3,60 | 34000 | 7642 |
| 525 | 15,875 | 5/8 | 7,95 | 5/16 | 10,23 | 2,0 | 2,0 | 22,1 | 1,10 | 1,75 | 3,86 | 33800 | 7597 |
| 530 | 15,875 | 5/8 | 9,53 | 3/8 | 10,23 | 2,2 | 2,2 | 24,5 | 1,23 | 1,96 | 4,32 | 35000 | 7867 |

520, O-RING CHAIN

| PART # | # OF LINKS | Weight | Grade |
|----------|------------|--------|-------|
| 74-5294 | 94 | 80.95 | G |
| 74-52104 | 104 | 91.95 | G |
| 74-52108 | 108 | 92.95 | G |
| 74-52110 | 110 | 85.45 | G |
| 74-52112 | 112 | 96.60 | G |
| 74-52114 | 114 | 99.95 | G |
| 74-52116 | 116 | 91.15 | G |
| 74-52118 | 118 | 92.70 | G |
| 74-52120 | 120 | 102.95 | G |
| 74-52130 | 130 | 102.15 | G |
| 74-52132 | 132 | 103.70 | G |
| 74-52136 | 136 | 106.85 | G |

525, O-RING CHAIN

| PART # | # OF LINKS | Weight | Grade |
|--------|------------|--------|-------|
| 290057 | 100 | 128.95 | B |
| 290059 | 108 | 139.25 | B |
| 290060 | 110 | 141.85 | B |
| 290061 | 112 | 144.40 | B |
| 290062 | 114 | 147.00 | B |
| 290063 | 116 | 149.60 | B |
| 290064 | 118 | 152.15 | B |
| 290065 | 120 | 154.75 | B |

530, O-RING CHAIN

| PART # | # OF LINKS | Weight | Grade |
|--------|------------|--------|-------|
| 290069 | 100 | 112.95 | B |
| 290070 | 104 | 117.45 | B |
| 290071 | 108 | 129.95 | B |
| 290072 | 110 | 124.25 | B |
| 290073 | 112 | 126.50 | B |
| 290074 | 114 | 128.75 | B |
| 290075 | 116 | 131.00 | B |
| 290076 | 118 | 133.25 | B |
| 290077 | 120 | 135.55 | B |
| 290080 | 130 | 146.85 | B |

525, O-RING CONNECTING LINKS

| PART # | TYPE | Weight | Grade |
|--------|-------------------|--------|-------|
| 290081 | SPRING CLIP TYPE | 6.20 | B |
| 290082 | MASTER RIVET TYPE | 5.65 | B |

530, O-RING CONNECTING LINKS

| PART # | TYPE | Weight | Grade |
|--------|-------------------|--------|-------|
| 290083 | SPRING CLIP TYPE | 6.95 | B |
| 290084 | MASTER RIVET TYPE | 5.70 | B |

520, O-RING CONNECTING LINKS

| PART # | TYPE | Weight | Grade |
|---------|-------------------|--------|-------|
| 74-5200 | SPRING CLIP TYPE | 6.95 | G |
| 74-5210 | MASTER RIVET TYPE | 3.65 | G |



CONNECTING LINKS

- D Outer Plate
- I O-Ring
- L Rivet Link Fork
- M Rivet Pin

MASTER RIVET LINK

This is the safest link to join a chain; the only one that could guarantee the same resistance to fatigue as all the other links of the chain.



- C Connecting Link Fork
- D Outer Plate
- E Connecting Pin
- F Groove
- H Spring Clip
- I O-Ring

SPRING CLIP LINK TYPE 42

This link is a good compromise of installation and the safety level, as it is much more resistant to fatigue than the slip fit connecting link type 26. It should be used only for low power applications on motorcycles having low displacement (max 400 cc) or for short distances at moderate speed.



- accessories
- body
- handlebar & grips
- cables & levers
- exhaust
- engine
- fuel & intake
- electrical & ignition
- clutch
- drive
- bearings
- brakes
- steering & suspension
- tires
- tools & shop



Z-RING CHAIN



The new, high-performance, outstanding ZR chains take a big step forward with the new patented Z44 seal rings. These new generation seal rings, which feature a special-designed conical shape on their inner side, are the result of the evolution of previous X-ring and Z-ring designs.

The new, high-performance, outstanding ZR chains take a big step forward with the new patented Z44 seal rings. These new generation seal rings, which feature a special-designed conical shape on their inner side, are the result of the evolution of previous X-ring and Z-ring designs.

Features of this design are:

- Patented "Z" ring section.
- The Z-ring flexes when assembled, creating a spring effect that guarantees the seal will not diminish over time.
- The lubricant trapped between the plates and the lobes of the Z-ring keeps the ring lubricated and increases its life.
- ZR chains are the best choice for the most severe and demanding applications. Among other characteristics, the ZR chains feature high alloy steel plates and pins, solid bushings and rollers, shot-peening of plates, pins and rollers, performance-enhancing pre-stretching and "gold" outer plates.

| CHAIN | Pitch | | Inner width | | Roller dia.
mm | Plate thickness | | Pin length
mm | Weight | | | Average tensile strength | |
|-------|---------|-----|-------------|------|-------------------|-----------------|----------|------------------|----------|------|--------------|--------------------------|------|
| | Int. N° | mm | Inch | mm | | Inch | Outer mm | | Inner mm | Kg/m | Kg/100 Links | Lbs/100 Links | N |
| 520 | 15,875 | 5/8 | 6,35 | 1/4 | 10,23 | 2,2 | 2,2 | 21,4 | 1,11 | 1,76 | 3,88 | 36000 | 7868 |
| 525 | 15,875 | 5/8 | 7,95 | 5/16 | 10,23 | 2,2 | 2,2 | 22,9 | 1,17 | 1,86 | 4,10 | 35800 | 7868 |
| 530 | 15,875 | 5/8 | 9,53 | 3/8 | 10,23 | 2,4 | 2,4 | 25,3 | 1,40 | 2,22 | 4,90 | 41000 | 9217 |
| 532 | 15,875 | 5/8 | 9,53 | 3/8 | 11,10 | 2,6 | 2,4 | 25,3 | 1,50 | 2,38 | 5,26 | 41500 | 9330 |

520, Z-RING CHAIN

| PART # | # OF LINKS | Weight | B |
|--------|------------|--------|---|
| 290003 | 100 | 146.70 | B |
| 290005 | 108 | 158.40 | B |
| 290006 | 110 | 161.35 | B |
| 290007 | 112 | 164.30 | B |
| 290008 | 114 | 167.20 | B |
| 290009 | 116 | 170.15 | B |
| 290010 | 118 | 173.10 | B |
| 290011 | 120 | 176.00 | B |
| 290014 | 130 | 190.70 | B |

520, Z-RING CONNECTING LINKS

| PART # | # OF LINKS | Weight | B |
|--------|-------------------|--------|---|
| 290049 | SPRING CLIP TYPE | 8.95 | B |
| 290050 | MASTER RIVET TYPE | 6.75 | B |

530, Z-RING CONNECTING LINKS

| PART # | # OF LINKS | Weight | B |
|--------|-------------------|--------|---|
| 290054 | MASTER RIVET TYPE | 5.65 | B |

530, Z-RING CHAIN

| PART # | # OF LINKS | Weight | B |
|--------|------------|--------|---|
| 290027 | 100 | 158.70 | B |
| 290028 | 104 | 165.05 | B |
| 290029 | 108 | 171.40 | B |
| 290030 | 110 | 174.55 | B |
| 290031 | 112 | 177.75 | B |
| 290032 | 114 | 180.90 | B |
| 290034 | 118 | 187.25 | B |
| 290035 | 120 | 190.40 | B |
| 290038 | 130 | 206.30 | B |




SRX2

ULTIMATE SPORT BIKE CHAIN

SRX2 SERIES
THE ULTIMATE SPORT BIKE CHAIN.

The SRX2 series chains are an excellent value for any street machine. The SRX2 chains feature lightening holes, reduced friction and Quadra X-Ring design which increases chain life from 1.5 to 2 times longer than a standard O-Ring chain.



| CHAIN SIZE | PIN DIA-LENGTH MM-MM | ROLLER DIA. MM | PLATE THICKNESS | | WEAR LIFE INDEX STD. AS 100 | WEIGHT 100 LINKS | | DISP. MAX CC'S STREET / DIRT |
|------------|----------------------|----------------|-----------------|----------|-----------------------------|------------------|------|------------------------------|
| | | | INNER MM | OUTER MM | | LBS. | KG | |
| 520SRX2 | 5.38 19.95 | 10.16 | 2.0 | 2.0 | 1,500 | 3.46 | 1.57 | 750 / 650 |
| 525SRX2 | 5.38 22.35 | 10.20 | 2.2 | 2.2 | 1,500 | 4.10 | 1.86 | 1,000 / 750 |
| 530SRX2 | 5.38 24.00 | 10.20 | 2.2 | 2.2 | 1,500 | 4.32 | 1.96 | 1,000 / 750 |

520 SRX2

| PART# | # OF LINKS | COLOR | PRICE | UNIT |
|--------|------------|---------|--------|------|
| 334169 | 82 | NATURAL | 69.11 | J |
| 334170 | 84 | NATURAL | 70.80 | J |
| 334171 | 86 | NATURAL | 72.48 | J |
| 334179 | 86 | GOLD | 79.06 | J |
| 334172 | 88 | NATURAL | 74.17 | J |
| 334173 | 90 | NATURAL | 75.85 | J |
| 334174 | 92 | NATURAL | 77.54 | J |
| 334180 | 92 | GOLD | 84.57 | J |
| 334175 | 94 | GOLD | 86.42 | J |
| 334176 | 96 | NATURAL | 80.91 | J |
| 334177 | 96 | GOLD | 88.25 | J |
| 334178 | 98 | NATURAL | 82.60 | J |
| 334181 | 98 | GOLD | 90.11 | J |
| 334157 | 100 | NATURAL | 84.28 | J |
| 334158 | 100 | GOLD | 91.94 | J |
| 334159 | 102 | NATURAL | 85.97 | J |
| 334160 | 104 | NATURAL | 87.65 | J |
| 334161 | 104 | GOLD | 95.62 | J |
| 334182 | 106 | NATURAL | 89.34 | J |
| 334162 | 108 | NATURAL | 91.02 | J |
| 334163 | 110 | NATURAL | 92.71 | J |
| 334183 | 110 | GOLD | 101.13 | J |
| 334164 | 112 | NATURAL | 94.39 | J |
| 334165 | 114 | NATURAL | 96.08 | J |
| 334184 | 114 | GOLD | 104.81 | J |
| 334166 | 116 | NATURAL | 97.76 | J |
| 334185 | 116 | GOLD | 106.64 | J |
| 334186 | 118 | NATURAL | 99.45 | J |
| 334167 | 120 | NATURAL | 101.13 | J |
| 334168 | 120 | GOLD | 110.33 | J |
| 334187 | 130 | NATURAL | 109.56 | J |
| 334188 | 130 | GOLD | 119.52 | J |
| 334189 | 140 MLJ | NATURAL | 117.98 | J |
| 334190 | 150 MLJ | NATURAL | 126.43 | J |

| | | | |
|--------|---------------------------------|-------|---|
| 334228 | CLIP TYPE | 6.28 | J |
| 334229 | GOLD CLIP TYPE | 6.28 | J |
| 334230 | CONNECTING LINK RIVET TYPE | 6.28 | J |
| 334231 | GOLD CONNECTING LINK RIVET TYPE | 6.28 | J |
| 334232 | CONNECTING LINK SCREW TYPE | 17.93 | J |

525 SRX2

| PART# | # OF LINKS | COLOR | PRICE | UNIT |
|--------|------------|---------|--------|------|
| 334191 | 108 | NATURAL | 120.34 | J |
| 334192 | 110 | NATURAL | 122.58 | J |
| 334193 | 110 | GOLD | 130.91 | J |
| 334194 | 112 | NATURAL | 124.80 | J |
| 334195 | 116 | NATURAL | 129.27 | J |
| 334196 | 120 | NATURAL | 133.73 | J |
| 334197 | 120 | GOLD | 142.83 | J |
| 334198 | 122 | NATURAL | 135.94 | J |
| 334199 | 130 | NATURAL | 144.87 | J |
| 334200 | 140 | NATURAL | 156.02 | J |
| 334201 | 150 | NATURAL | 167.16 | J |

| | | | |
|--------|---------------------------------|-------|---|
| 334233 | CLIP TYPE | 6.79 | J |
| 334234 | GOLD CLIP TYPE | 6.79 | J |
| 334235 | CONNECTING LINK RIVET TYPE | 6.79 | J |
| 334236 | GOLD CONNECTING LINK RIVET TYPE | 6.79 | J |
| 334237 | CONNECTING LINK SCREW TYPE | 17.93 | J |

530 SRX2

| | | | | |
|--------|-----|---------|--------|---|
| 334202 | 108 | NATURAL | 122.22 | J |
| 334203 | 110 | NATURAL | 124.48 | J |
| 334204 | 112 | NATURAL | 126.75 | J |
| 334205 | 114 | NATURAL | 129.01 | J |
| 334206 | 116 | NATURAL | 131.27 | J |
| 334207 | 118 | NATURAL | 133.53 | J |
| 334208 | 120 | NATURAL | 135.80 | J |
| 334209 | 120 | GOLD | 144.99 | J |
| 334210 | 130 | GOLD | 157.08 | J |
| 334211 | 150 | NATURAL | 169.76 | J |

| | | | |
|--------|---------------------------------|-------|---|
| 334238 | CLIP TYPE | 7.56 | J |
| 334239 | GOLD CLIP TYPE | 7.56 | J |
| 334240 | CONNECTING LINK RIVET TYPE | 7.56 | J |
| 334241 | GOLD CONNECTING LINK RIVET TYPE | 7.56 | J |
| 334242 | CONNECTING LINK SCREW TYPE | 17.93 | J |



- accessories
- body
- handlebar & grips
- cables & levers
- exhaust
- engine
- fuel & intake
- electrical & ignition
- clutch
- drive**
- bearings
- brakes
- steering & suspension
- tires
- tools & shop

- accessories
- body
- handlebar & grips
- cables & levers
- exhaust
- engine
- fuel & intake
- electrical & ignition
- clutch
- drive**
- bearings
- brakes
- steering & suspension
- tires
- tools & shop



ZVX3

PINNACLE OF CHAIN TECHNOLOGY

ZVX3 SERIES

THE PINNACLE OF CHAIN TECHNOLOGY

- Ultra Strong - ZVX3 series chains easily surpasses every other brand with a tensile strength of 11,100 lbs.
- New ZX ring - Adopted new ZX-ring and lasts 15% longer than ZVX series
- Minimizing the clearance between the plates - improved stiffness and weight (4.85/100 lbs)



| CHAIN SIZE | PIN DIA. - LENGTH
MM - MM | ROLLER DIA.
MM | PLATE THICKNESS | | WEAR LIFE INDEX
STD. AS 100 | WEIGHT
100 LINKS
LBS. KG | DISP.
MAX CC'S
STREET / DIRT |
|------------|------------------------------|-------------------|-----------------|-------------|--------------------------------|--------------------------------|------------------------------------|
| | | | INNER
MM | OUTER
MM | | | |
| 530ZVX3 | 5.39 24.70 | 10.20 | 2.4 | 2.66 | 2,000 | 4.85 2.20 | 1,400 / NA |

530 ZVX3

| PART# | # OF LINKS | COLOR | | |
|--------|------------|------------|--------|---|
| 334212 | 110 | GOLD | 203.15 | J |
| 334213 | 112 | GOLD | 206.86 | J |
| 334214 | 112 | CHROME | 206.86 | J |
| 334215 | 120 | NATURAL | 211.29 | J |
| 334216 | 120 | GOLD | 221.62 | J |
| 334217 | 120 | CHROME | 221.62 | J |
| 334218 | 120 | BLACK/GOLD | 238.44 | J |
| 334219 | 130 | GOLD | 240.11 | J |
| 334220 | 130 | CHROME | 240.11 | J |
| 334221 | 140 | GOLD | 258.57 | J |
| 334222 | 140 | CHROME | 258.57 | J |
| 334223 | 150 | GOLD | 277.03 | J |
| 334224 | 150 | CHROME | 277.03 | J |
| 334225 | 150 | BLACK/GOLD | 298.05 | J |
| 334226 | 160 | GOLD | 295.50 | J |
| 334227 | 160 | CHROME | 295.50 | J |



| | | | |
|--------|-----------------------------------|-------|---|
| 334243 | GOLD CONNECTING LINK RIVET TYPE | 9.10 | J |
| 334244 | CHROME CONNECTING LINK RIVET TYPE | 9.10 | J |
| 334245 | BLACK CONNECTING LINK RIVET TYPE | 9.10 | J |
| 334246 | CONNECTING LINK SCREW TYPE | 19.73 | J |

Limited Warranty

EK O-ring and Quadra-X ring chains are warranted against defects in materials and workmanship for 24 months/unlimited mileage (for street use) or 12 months/unlimited mileage (for off-road use). This warranty is not applicable in any of the following cases:

1. Any applications other than those recommended by EK Chain and motorcycle owners manual
2. Use in competitive events
3. Use on motorcycles that have been modified in any way
4. Improper installment
5. Maintenance neglect including but not limited to lack of or improper lubrication, sprocket misalignment, and improper chain adjustment
6. Normal Wear



ECONOMICAL O-RING CHAINS

SRO SERIES

A QUALITY O-RING CHAIN AT AN AFFORDABLE PRICE.

The SRO series chains offer a value-priced O-ring chain that will not compromise on quality or durability. Features include lightening holes*, high-tech heat-treated steel alloys and all the exact same quality and craftsmanship that EK puts into their entire product line.



| CHAIN SIZE | PITCH IN-MM | WIDTH IN-MM | PIN DIA-LGTH MM-MM | ROLLER DIA. MM | PLATE THICKNESS | | WEAR LIFE INDEX STD. AS 100 | WEIGHT 100 LINKS LBS. KG | DISP. MAX CC'S STREET / DIRT | HP. MAX | | |
|------------|----------------|-------------|--------------------|----------------|-----------------|----------|-----------------------------|--------------------------|------------------------------|-----------|-----------|----|
| | | | | | INNER MM | OUTER MM | | | | | | |
| 520SRO | 5 5/8 - 15.875 | 1/4 - 6.35 | 5.24 20.50 | 10.16 | 2.00 | 2.00 | 8,000 | 35.6 | 800 | 3.50 1.59 | 650 / 650 | 50 |

520 SRO

| PART # | # OF LINKS | COLOR | |
|----------|------------|---------|---------|
| EK520S82 | 82 | NATURAL | 50.25 J |
| EK520S84 | 84 | NATURAL | 51.50 J |
| EK520S86 | 86 | NATURAL | 52.70 J |
| EK520S88 | 88 | NATURAL | 53.95 J |
| EK520S90 | 90 | NATURAL | 55.20 J |
| EK520S92 | 92 | NATURAL | 56.45 J |
| EK520S94 | 94 | NATURAL | 57.70 J |
| EK520S96 | 96 | NATURAL | 58.90 J |
| EK520S98 | 98 | NATURAL | 60.15 J |
| EK520S00 | 100 | NATURAL | 61.40 J |
| EK520S02 | 102 | NATURAL | 62.50 J |
| EK520S04 | 104 | NATURAL | 63.75 J |
| 334042 | 106 | NATURAL | 65.00 J |
| 334043 | 108 | NATURAL | 66.25 J |
| EK520S10 | 110 | NATURAL | 67.50 J |
| 334044 | 112 | NATURAL | 68.70 J |
| 334045 | 114 | NATURAL | 69.95 J |
| 334046 | 116 | NATURAL | 71.20 J |
| 334047 | 118 | NATURAL | 72.30 J |
| EK520S20 | 120 | NATURAL | 73.55 J |
| 334049 | 120 | GOLD | 83.70 J |
| 334051 | 130 | GOLD | 90.65 J |



520 SRO CONNECTING LINKS

| PART # | TYPE | COLOR | |
|----------|-------------------|---------|--------|
| EK520R05 | CLIP TYPE | NATURAL | 5.40 J |
| 334152 | CLIP TYPE | GOLD | 5.60 J |
| EK520R10 | MASTER RIVET TYPE | NATURAL | 5.40 J |
| 334153 | MASTER RIVET TYPE | GOLD | 5.60 J |



SPORT SERIES • NON SEALED CHAIN • STANDARD

Features two-point riveting and firmed bushings. Recommended for ATVs, Dirt Bikes and Motorcycles up to 125cc. All chains can be cut to length with connecting links provided with each chain.

420 SPORT SERIES

up to 80cc Dirt Links

| PART # | # OF LINKS | |
|------------------------------------|------------|---------|
| EK42032 | 132 | 50.25 J |
| CONNECTING LINK "CLIP TYPE" | | |
| EK42005 | Sold Each | 53.95 J |

428 SPORT SERIES

up to 80cc Dirt Links

| PART # | # OF LINKS | |
|------------------------------------|------------|---------|
| EK42832 | 132 | 50.25 J |
| CONNECTING LINK "CLIP TYPE" | | |
| EK42805 | Sold Each | 53.95 J |

520 SPORT SERIES

up to 125cc Dirt Links

| PART # | # OF LINKS | |
|------------------------------------|------------|---------|
| EK42084 | 84 | 50.25 J |
| EK52088 | 88 | 50.25 J |
| EK52090 | 90 | 50.25 J |
| EK52000 | 100 | 50.25 J |
| EK52020 | 120 | 50.25 J |
| CONNECTING LINK "CLIP TYPE" | | |
| EK52005 | Sold Each | 53.95 J |

EK BULK CHAIN 25'
005-520SR05-25FT

EK520R25 Bulk • 25 Ft. Roll 246.95 B

- accessories
- body
- handlebar & grips
- cables & levers
- exhaust
- engine
- fuel & intake
- electrical & ignition
- clutch
- drive**
- bearings
- brakes
- steering & suspension
- tires
- tools & shop

- accessories
- body
- handlebar & grips
- cables & levers
- exhaust
- engine
- fuel & intake
- electrical & ignition
- clutch
- drive**
- bearings
- brakes
- steering & suspension
- tires
- tools & shop



VALUE-PRICED GUARDA X-RING CHAINS

SRX SERIES

THE PREMIUM ALL-AROUND QUADRA-X RING CHAINS.

The SRX series chains are an excellent value for any street machine. The SRX chains feature lightening holes, reduced friction and Quadra X-Ring design which increases chain life from 1 1/2 to 2 times longer than a standard O-Ring chain.



| CHAIN SIZE | PITCH IN-MM | WIDTH IN-MM | PIN DIA-LGTH MM-MM | ROLLER DIA. MM | PLATE THICKNESS | | WEAR LIFE INDEX STD. AS | WEIGHT 100 LINKS LBS. KG | DISP. MAX CC'S STREET / DIRT | HP. MAX |
|------------|--------------|--------------|--------------------|----------------|-----------------|------------|-------------------------|--------------------------|------------------------------|---------|
| | | | | | INNER MM | OUTER MM | | | | |
| 520SRX | 5/8 - 15.875 | 1/4 - 6.35 | 5.38 21.50 | 10.16 | 2.20 2.20 | 8,500 37.8 | 1200 | 3.70 1.68 | 750 / 750 | 90 |
| 525SRX | 5/8 - 15.875 | 5/16 - 7.94 | 5.38 23.00 | 10.2 | 2.20 2.20 | 8,800 39.1 | 1200 | 3.91 1.77 | 900 / 750 | 110 |
| 530SRX | 5/8 - 15.875 | 3/8 - 9.53 5 | .38 25.40 | 10.2 | 2.40 2.40 | 9,400 41.8 | 1200 | 4.80 2.17 | 1000 / 750 | 120 |

520 SRX

| PART # | # OF LINKS | COLOR | PRICE | UNIT |
|-----------|------------|---------|--------|------|
| EK520X82 | 82 | NATURAL | 75.05 | J |
| EK520X84 | 84 | NATURAL | 76.80 | J |
| EK520X86 | 86 | NATURAL | 78.65 | J |
| 334000 | 86 | GOLD | 85.85 | J |
| EK520X88 | 88 | NATURAL | 80.50 | J |
| EK520X90 | 90 | NATURAL | 82.35 | J |
| EK520X92 | 92 | NATURAL | 84.10 | J |
| 334001 | 92 | GOLD | 91.80 | J |
| EK520X94G | 94 | GOLD | 86.20 | J |
| EK520X96 | 96 | NATURAL | 87.80 | J |
| 334003 | 96 | GOLD | 95.75 | J |
| EK520X98 | 98 | NATURAL | 89.55 | J |
| 334004 | 98 | GOLD | 97.75 | J |
| 334005 | 100 | GOLD | 99.70 | J |
| EK520X02 | 102 | NATURAL | 93.25 | J |
| EK520X04 | 104 | NATURAL | 95.15 | J |
| 334007 | 104 | GOLD | 103.70 | J |
| 334008 | 106 | NATURAL | 97.00 | J |
| EK520X08 | 108 | NATURAL | 98.75 | J |
| EK520X10 | 110 | NATURAL | 100.60 | J |
| 334009 | 110 | GOLD | 109.75 | J |
| EK520X12 | 112 | NATURAL | 102.45 | J |
| EK520X14 | 114 | NATURAL | 104.20 | J |
| 334010 | 114 | GOLD | 113.75 | J |
| EK520X16 | 116 | NATURAL | 106.05 | J |
| 334011 | 116 | GOLD | 115.70 | J |
| 334012 | 118 | NATURAL | 107.90 | J |
| EK520X20 | 120 | NATURAL | 109.75 | J |
| 334013 | 120 | GOLD | 119.70 | J |
| 334015 | 130 | NATURAL | 118.80 | J |
| 334016 | 130 | GOLD | 129.75 | J |
| 334017 | 140 | NATURAL | 128.00 | J |
| 334018 | 150 | NATURAL | 137.15 | J |

525 SRX

| PART # | # OF LINKS | COLOR | PRICE | UNIT |
|--------|------------|---------|--------|------|
| 334019 | 108 | NATURAL | 130.60 | J |
| 334020 | 110 | NATURAL | 132.95 | J |
| 334021 | 110 | GOLD | 142.00 | J |
| 334022 | 112 | NATURAL | 135.45 | J |
| 334024 | 120 | NATURAL | 144.85 | J |
| 334025 | 120 | GOLD | 154.90 | J |
| 334026 | 122 | NATURAL | 147.45 | J |
| 334028 | 130 | NATURAL | 157.15 | J |
| 334030 | 140 | NATURAL | 169.30 | J |
| 334031 | 150 | NATURAL | 181.30 | J |

530 SRX

| PART # | # OF LINKS | COLOR | PRICE | UNIT |
|--------|------------|---------|--------|------|
| 334032 | 108 | NATURAL | 132.60 | J |
| 334033 | 110 | NATURAL | 135.05 | J |
| 334034 | 112 | NATURAL | 137.55 | J |
| 334035 | 114 | NATURAL | 139.90 | J |
| 334036 | 116 | NATURAL | 142.40 | J |
| 334037 | 118 | NATURAL | 144.85 | J |
| 334038 | 120 | NATURAL | 147.35 | J |
| 334039 | 120 | GOLD | 157.25 | J |
| 334040 | 130 | GOLD | 170.40 | J |



520 SRX CONNECTING LINKS

| PART # | CLIP TYPE | COLOR | PRICE | UNIT |
|---------|-------------------|---------|-------|------|
| EK52X05 | CLIP TYPE | NATURAL | 6.10 | J |
| 334150 | CLIP TYPE | GOLD | 6.10 | J |
| EK52X10 | MASTER RIVET TYPE | NATURAL | 6.10 | J |
| 334151 | MASTER RIVET TYPE | GOLD | 6.10 | J |

525 SRX CONNECTING LINKS

| PART # | CLIP TYPE | COLOR | PRICE | UNIT |
|--------|-------------------|---------|-------|------|
| 334142 | CLIP TYPE | GOLD | 6.85 | J |
| 334143 | MASTER RIVET TYPE | NATURAL | 6.85 | J |
| 334144 | MASTER RIVET TYPE | GOLD | 6.85 | J |
| 334145 | SCREW TYPE | NATURAL | 16.95 | J |

530 SRX CONNECTING LINKS

| PART # | CLIP TYPE | COLOR | PRICE | UNIT |
|--------|-------------------|---------|-------|------|
| 334146 | CLIP TYPE | NATURAL | 7.35 | J |
| 334147 | CLIP TYPE GOLD | GOLD | 7.35 | J |
| 334148 | MASTER RIVET TYPE | NATURAL | 7.35 | J |
| 334149 | MASTER RIVET TYPE | GOLD | 7.35 | J |



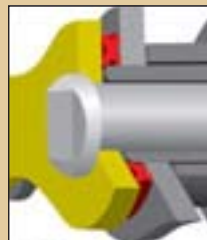


PREMIUM QUADRA-X RING CHAINS

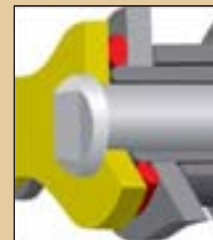
NEW QUADRA X-RING

EK'S X-Ring chain offers features you may not find on any other brands.

Quadra's X-Ring design reduces friction by as much as 40% because of smaller contact areas. The X-Ring's 4 point contact patch also offers better sealing than conventional o-rings. Lab tests show the Quadra X-ring chains last 50% longer than a standard O-ring chain!



EK's Quadra X-Ring



O-ring chain

MVXZ SERIES

OUR SUPREME QUADRA-X RING CHAINS, THE IDEAL OE REPLACEMENT.

EK's MVXZ Quadra-X Ring chain is the ideal replacement chain for any 600 to 1000cc street bike. Features like lightening holes in the sideplates, large-diameter pins, and friction-reducing Quadra-X Rings help ensure high-performance and from 1 1/2 to 2 times increased wear life when compared to a standard O-Ring chain.



Every MVXZ chain features EK's Quadra-X Ring design. This innovative sealing technology results in reduced friction and increased chain life. Lab tests show that a Quadra-X Ring chain can last from 1 1/2 to 2 times longer than a standard O-Ring chain.

We strongly recommend these Quadra-X Ring chains as the ideal replacement for the original equipment chain on your 600 to 1000cc sportbike. Features like solid bushings, lightening holes in the sideplates, large-diameter pins, and friction-reducing Quadra-X Rings help ensure high-performance and durability. MVX chains are available in colors.


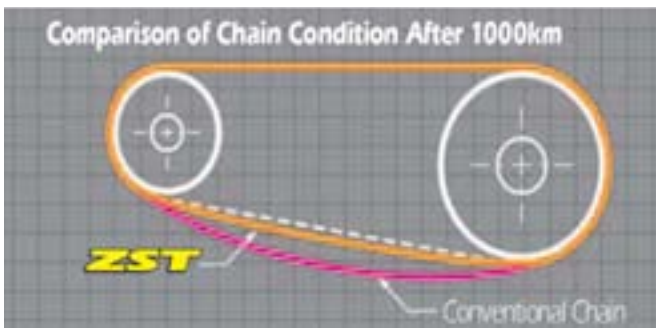
- **Recommended application:** up to 1000cc/100hp for 520MVXZ; up to 1000cc/130hp for 525MVXZ; up to 1000cc/145hp for 530MVXZ
- **Available colors:** gold, chrome,
- **Tensile strength:** 9000 lbs. for 520MVXZ; 9300 lbs. for 525MVXZ and 530MVXZ
- **Available lengths:** Up to 120 links for 520MVXZ; up to 130 links for 525 and 530MVXZ
- **Zero Stretch Technology** available as an option on some MVXZ chains.

| CHAIN SIZE | PITCH IN-MM | WIDTH IN-MM | PIN DIA-LGTH MM-MM | ROLLER DIA. MM | PLATE THICKNESS | | WEAR LIFE INDEX STD. AS 100 | WEIGHT 100 LINKS LBS. KG | DISP. MAX CC'S STREET / DIRT | HP. MAX | | |
|------------|--------------|-------------|--------------------|----------------|-----------------|-------|-----------------------------|--------------------------|------------------------------|-----------|------------|-----|
| | | | | | INNER | OUTER | | | | | | |
| 520MVXZ | 5/8 - 15.875 | 1/4 - 6.35 | 5.38 21.50 | 10.2 | 2.20 | 2.20 | 9,000 | 40.0 | 1,500 | 3.99 1.81 | 1000 / 750 | 100 |
| 525MVXZ | 5/8 - 15.875 | 5/16 - 7.94 | 5.38 23.00 | 10.2 | 2.20 | 2.20 | 9,300 | 41.3 | 1,500 | 4.21 1.91 | 1000 / 750 | 130 |
| 530MVXZ | 5/8 - 15.875 | 3/8 - 9.53 | 5.38 24.60 | 10.3 | 2.20 | 2.20 | 9,300 | 41.3 | 1,500 | 4.46 2.02 | 1000 / 750 | 145 |

ZERO STRETCH TECHNOLOGY



EK Chain's new Zero Stretch Technology virtually eliminates measurable chain stretch in the first 1000km of use. ZST puts an end to the hassle of retensioning the chain after the initial break-in period, when most chain stretch occurs. For racers, this can mean going several race weekends without a single chain adjustment. You also get the confidence of knowing that a chain with ZST will stay within wear tolerances throughout its entire service life. ZST is standard on the 530ZZZ chain, and available as an option on some MVXZ series chains.



- accessories
- body
- handlebar & grips
- cables & levers
- exhaust
- engine
- fuel & intake
- electrical & ignition
- clutch
- drive**
- bearings
- brakes
- steering & suspension
- tires
- tools & shop

- accessories
- body
- handlebar & grips
- cables & levers
- exhaust
- engine
- fuel & intake
- electrical & ignition
- clutch
- drive**
- bearings
- brakes
- steering & suspension
- tires
- tools & shop



PREMIUM QUADRA-X RING CHAINS

520 MVZX

| PART # | # OF LINKS | COLOR | | |
|--------|------------------|---------|--------|---|
| 334052 | 110 | NATURAL | 127.45 | J |
| 334053 | 110 | GOLD | 140.25 | J |
| 334054 | 114 | GOLD | 145.35 | J |
| 334055 | 116 | GOLD | 147.95 | J |
| 334056 | 120 | NATURAL | 143.25 | J |
| 334058 | 120 | CHROME | 153.05 | J |
| 334057 | 120 | GOLD | 153.05 | J |
| 334094 | 120 ZERO STRETCH | GOLD | 167.90 | J |
| 334061 | 130 | CHROME | 165.80 | J |
| 334060 | 130 | GOLD | 165.80 | J |
| 334095 | 130 ZERO STRETCH | GOLD | 181.95 | J |
| 334063 | 140 | NATURAL | 167.20 | J |
| 334064 | 150 | BLACK | 211.45 | J |

525 MVZX

| | | | | |
|--------|------------------|---------|--------|---|
| 334065 | 110 | NATURAL | 152.55 | J |
| 334066 | 110 | GOLD | 161.60 | J |
| 334067 | 112 | GOLD | 164.30 | J |
| 334068 | 116 | GOLD | 170.40 | J |
| 334069 | 120 | NATURAL | 166.55 | J |
| 334071 | 120 | CHROME | 176.25 | J |
| 334070 | 120 | GOLD | 176.25 | J |
| 334096 | 120 ZERO STRETCH | GOLD | 184.90 | J |
| 334072 | 120 | BLACK | 192.45 | J |
| 334073 | 122 | NATURAL | 169.30 | J |
| 334074 | 122 | GOLD | 179.20 | J |
| 334077 | 130 | CHROME | 190.10 | J |
| 334076 | 130 | GOLD | 190.10 | J |
| 334097 | 130 ZERO STRETCH | GOLD | 200.30 | J |
| 334079 | 150 | CHROME | 220.35 | J |
| 334078 | 150 | GOLD | 220.35 | J |
| 334080 | 150 | BLACK | 240.45 | J |

530 MVZX

| PART # | # OF LINKS | COLOR | | |
|--------|------------------|---------|--------|---|
| 334081 | 110 | NATURAL | 157.15 | J |
| 334083 | 110 | CHROME | 166.30 | J |
| 334082 | 110 | GOLD | 166.30 | J |
| 334084 | 120 | NATURAL | 171.40 | J |
| 334086 | 120 | CHROME | 181.45 | J |
| 334085 | 120 | GOLD | 181.45 | J |
| 334098 | 120 ZERO STRETCH | GOLD | 199.30 | J |
| 334087 | 120 | BLACK | 200.65 | J |
| 334088 | 122 | NATURAL | 174.25 | J |
| 334090 | 130 | CHROME | 196.55 | J |
| 334089 | 130 | GOLD | 196.55 | J |
| 334099 | 130 ZERO STRETCH | GOLD | 215.80 | J |
| 334092 | 150 | CHROME | 226.80 | J |
| 334091 | 150 | GOLD | 226.80 | J |
| 334093 | 150 | BLACK | 250.75 | J |



520 MVZX CONNECTING LINKS

| PART # | TYPE | COLOR | | |
|--------|--------------------------------|---------|-------|---|
| 334120 | CLIP TYPE | NATURAL | 7.35 | J |
| 334121 | CLIP TYPE | BLACK | 7.35 | J |
| 334122 | SCREW TYPE | NATURAL | 13.30 | J |
| 334131 | MASTER RIVET TYPE | NATURAL | 7.35 | J |
| 334132 | MASTER RIVET TYPE | BLACK | 7.95 | J |
| 334133 | MASTER RIVET TYPE-ZERO STRETCH | GOLD | 7.35 | J |
| 334134 | MASTER RIVET TYPE-ZERO STRETCH | GOLD | 7.35 | J |

520 MVZX CONNECTING LINKS

| | | | | |
|--------|--------------------------------|---------|-------|---|
| 334123 | MASTER RIVET TYPE | NATURAL | 7.60 | J |
| 334124 | MASTER RIVET TYPE | BLACK | 7.60 | J |
| 334125 | CLIP TYPE | NATURAL | 7.60 | J |
| 334126 | CLIP TYPE | BLACK | 7.60 | J |
| 334127 | SCREW TYPE | NATURAL | 17.95 | J |
| 334135 | MASTER RIVET TYPE-ZERO STRETCH | GOLD | 7.60 | J |
| 334136 | MASTER RIVET TYPE-ZERO STRETCH | GOLD | 7.60 | J |

530 MVZX CONNECTING LINKS

| | | | | |
|--------|------------------------|---------|-------|---|
| 334128 | CLIP TYPE | NATURAL | 8.10 | J |
| 334129 | CLIP TYPE | BLACK | 8.10 | J |
| 334130 | SCREW TYPE | NATURAL | 12.95 | J |
| 334137 | MASTER RIVET TYPE | NATURAL | 8.10 | J |
| 334138 | MASTER RIVET TYPE | BLACK | 8.60 | J |
| 334139 | MASTER RIVET TYPE | GOLD | 8.10 | J |
| 334140 | CLIP TYPE-ZERO STRETCH | GOLD | 8.10 | J |

CONNECTING LINKS



- D Outer Plate
- I O-Ring
- L Rivet Link Fork
- M Rivet Pin



- C Connecting Link Fork
- D Outer Plate
- E Connecting Pin
- F Groove
- H Spring Clip
- I O-Ring



EXTREME CHAINS FOR EXTREME BIKES

ZVX SERIES

THE ULTIMATE SPORT BIKE CHAIN.

In a direct comparison to all other premium chains, the EK ZVX easily surpasses every other brand with a tensile strength of 10,560 lbs. The ZVX features EK's Quadra-X Ring design to increase wear life and reduce friction for maximum engine performance. If you own a Hayabusa, ZX-14 or any of the new generation of 180hp literbikes the 530ZVX is the chain you need.



| CHAIN SIZE | PITCH IN-MM | WIDTH IN-MM | PIN DIA-LGTH MM-MM | ROLLER DIA. MM | PLATE THICKNESS | | WEAR LIFE INDEX STD. AS 100 | WEIGHT 100 LINKS LBS. KG | DISP. MAX CC'S STREET / DIRT | HP. MAX | | |
|------------|--------------|-------------|--------------------|----------------|-----------------|-------|-----------------------------|--------------------------|------------------------------|-----------|-----------|-----|
| | | | | | INNER | OUTER | | | | | | |
| 530ZVX2 | 5/8 - 15.875 | 3/8 - 9.53 | 5.38 25.80 | 10.3 | 2.40 | 2.60 | 10,560 | 46.9 | 1,500 | 4.89 2.22 | 1400 / NA | 180 |

530 ZVX2

| PART # | # LINKS | COLOR | | |
|--------|---------|---------|--------|---|
| 334101 | 112 | GOLD | 203.00 | J |
| 334102 | 112 | CHROME | 203.00 | J |
| 334103 | 120 | NATURAL | 207.35 | J |
| 334104 | 120 | GOLD | 189.95 | J |
| 334105 | 120 | CHROME | 217.50 | J |
| 334106 | 120 | BLACK | 234.00 | J |
| 334107 | 130 | GOLD | 235.60 | J |
| 334108 | 130 | CHROME | 235.60 | J |
| 334109 | 140 | GOLD | 253.75 | J |
| 334110 | 140 | CHROME | 253.75 | J |
| 334111 | 150 | GOLD | 271.95 | J |
| 334113 | 150 | BLACK | 292.55 | J |
| 334114 | 160 | GOLD | 290.05 | J |
| 334115 | 160 | CHROME | 290.05 | J |

530 ZVX2 CONNECTING LINKS

| PART # | TYPE | COLOR | | |
|--------|-------------------|--------|------|---|
| 334116 | MASTER RIVET TYPE | GOLD | 9.80 | J |
| 334117 | MASTER RIVET TYPE | CHROME | 8.85 | J |



CONNECTING LINKS

- D Outer Plate
- I O-Ring
- L Rivet Link Fork
- M Rivet Pin

MASTER RIVET LINK

This is the safest link to join a chain; the only one that could guarantee the same resistance to fatigue as all the other links of the chain.



- C Connecting Link Fork
- D Outer Plate
- E Connecting Pin
- F Groove
- H Spring Clip
- I O-Ring

SPRING CLIP LINK TYPE 42

This link is a good compromise of installation and the safety level, as it is much more resistant to fatigue than the slip fit connecting link type 26. It should be used only for low power applications on motorcycles having low displacement (max 400 cc) or for short distances at moderate speed.

EK STANDARD AND OPTIONAL CONNECTING LINKS

Some of the EK chains in this catalog are available with different style connecting links. All are easy to install, however some like the (Rivet-type) link require a special rivet tool. This tool can be purchased separately

MASTET-RIVET-TYPE

The MLJ is our most dependable connecting link, more commonly used on street machines. Requires special riveting tool to install.

CLIP-TYPE (SEMI-PRESS FIT)

The SKJ is easy to install and very similar to a standard SPJ link. The SKJ's re-designed link plate requires additional pressure to push onto the connecting pins but offers increased dependability and a tighter fit. Comes standard with many motocross, off-road, ATV and drag racing chains. Can be easily installed with a standard pair of pliers.

SLJ: SCREW TYPE

The SLJ is easy to install and a very dependable alternative. Patented mechanism allows easy installment with a wrench and a pair of pliers. Available only as option for selected sealed chains.

SCREW TYPE MASTER LINK

EK's screw type master links do not require any special tools for installation. This unique patented link gives a rivet-like fit, using only an 8mm wrench and a pair of pliers.



- accessories
- body
- handlebar & grips
- cables & levers
- exhaust
- engine
- fuel & intake
- electrical & ignition
- clutch
- drive**
- bearings
- brakes
- steering & suspension
- tires
- tools & shop



HEAVY DUTY DRIVE CHAIN

KMC offers a full selection of motorcycle chains that feature the properties of high performance, durability and accuracy. Under strict controlled manufacturing process, components are incorporated to meet the rigid quality requirements and allow this series of products to offer the best value due to its consistent stability.

420 CHAIN

| SIZE / NO. OF LINKS | PART # | | |
|---------------------|--------|------|---|
| 420H-100 | 907130 | 8.95 | G |
| 420H-104 | 907131 | 9.95 | G |
| CONNECTING LINK | 907132 | 0.95 | G |

428 CHAIN

| SIZE / NO. OF LINKS | PART # | | |
|---------------------|--------|-------|---|
| 428H-100 | 907001 | 10.95 | G |
| 428H-102 | 907002 | 11.95 | G |
| 428H-104 | 907003 | 12.95 | G |
| 428H-106 | 907004 | 13.95 | G |
| 428H-108 | 907005 | 13.95 | G |
| 428H-110 | 907006 | 13.95 | G |
| 428H-112 | 907007 | 13.95 | G |
| 428H-114 | 907008 | 13.95 | G |
| 428H-116 | 907009 | 13.95 | G |
| 428H-118 | 907010 | 14.95 | G |
| 428H-120 | 907011 | 14.95 | G |
| 428H-122 | 907012 | 14.95 | G |
| 428H-124 | 907013 | 14.95 | G |
| 428H-126 | 907014 | 14.95 | G |
| 428H-128 | 907015 | 16.95 | G |
| 428H-130 | 907016 | 16.95 | G |
| CONNECTING LINK | 907098 | 0.95 | G |
| OFFSET LINK | 907108 | 0.95 | G |

520 CHAIN

| SIZE / NO. OF LINKS | PART # | | |
|---------------------|--------|-------|---|
| 520H-100 | 907017 | 21.95 | G |
| 520H-102 | 907018 | 21.95 | G |
| 520H-104 | 907019 | 21.95 | G |
| 520H-106 | 907020 | 22.95 | G |
| 520H-108 | 907021 | 22.95 | G |
| 520H-110 | 907022 | 23.95 | G |
| 520H-114 | 907023 | 23.95 | G |
| 520H-116 | 907024 | 24.95 | G |
| 520H-120 | 907025 | 25.95 | G |
| CONNECTING LINK | 907099 | 0.95 | G |
| OFFSET LINK | 907110 | 1.95 | G |

530 CHAIN

| SIZE / NO. OF LINKS | PART # | | |
|---------------------|--------|-------|---|
| 530H-92 | 907190 | 24.95 | G |
| 530H-96 | 907191 | 25.95 | G |
| 530H-100 | 907192 | 27.95 | G |
| 530H-102 | 907193 | 27.95 | G |
| 530H-104 | 907194 | 28.95 | G |
| 530H-106 | 907195 | 28.95 | G |
| 530H-108 | 907196 | 29.95 | G |
| 530H-110 | 907197 | 29.95 | G |
| 530H-112 | 907198 | 30.95 | G |
| 530H-114 | 907199 | 30.95 | G |
| 530H-116 | 907200 | 31.95 | G |
| CONNECTING LINK | 907319 | 1.95 | G |



420 DX CHAIN

| SIZE / NO. OF LINKS | PART # | | |
|---------------------|--------|-------|---|
| 420DX-100 | 907303 | 23.95 | G |
| 420DX-120 | 907304 | 27.95 | G |
| 420DX-130 | 907305 | 30.95 | G |
| CONNECTING LINK | 907320 | 1.95 | G |

420 DX CHAIN

| SIZE / NO. OF LINKS | PART # | | |
|---------------------|--------|-------|---|
| 428DX-100 | 907307 | 29.95 | G |
| 428DX-120 | 907308 | 35.95 | G |
| 428DX-130 | 907309 | 37.95 | G |
| CONNECTING LINK | 907321 | 1.95 | G |

520 DX CHAIN

| SIZE / NO. OF LINKS | PART # | | |
|----------------------|--------|-------|---|
| 520DX-120 | 907312 | 70.95 | G |
| 520DX-100-GOLD/BLACK | 907314 | 12.95 | G |
| CONNECTING LINK-GOLD | 907322 | 3.95 | G |

- accessories
- body
- handlebar & grips
- cables & levers
- exhaust
- engine
- fuel & intake
- electrical & ignition
- clutch
- drive**
- bearings
- brakes
- steering & suspension
- tires
- tools & shop



SEALED (O-RING) DRIVE CHAIN

Specifically designed with sealed-in lubrication, makes KMC sealed chain work to its optimum life. Superior alloy steel is used and heat-treated to provide best performance in strength. In addition, specially formulated grease contained by using a durable ring in between solid bushing and hardened pin, keeps constant lubrication and eliminates friction during operation. Least wear results in least chain stretch and prolongs its service life.

- accessories
- body
- handlebar & grips
- cables & levers
- exhaust
- engine
- fuel & intake
- electrical & ignition
- clutch
- drive**
- bearings
- brakes
- steering & suspension
- tires
- tools & shop

| 428 CHAIN | | | |
|---------------------|--------|-------|---|
| SIZE / NO. OF LINKS | PART # | | |
| 428UO-102 | 907027 | 35.95 | G |
| 428UO-108 | 907028 | 38.95 | G |
| 428UO-110 | 907029 | 39.95 | G |
| 428UO-116 | 907030 | 41.95 | G |
| 428UO-118 | 907031 | 41.95 | G |
| 428UO-120 | 907032 | 42.95 | G |
| 428UO-126 | 907033 | 44.95 | G |
| 428UO-130 | 907202 | 54.95 | G |
| CONNECTING LINK | 907101 | 1.95 | G |

| 520 CHAIN | | | |
|----------------------|--------|-------|---|
| SIZE / NO. OF LINKS | PART # | | |
| 520UO-60 | 907204 | 41.95 | G |
| 520UO-68 | 907035 | 40.95 | G |
| 520UO-70 | 907036 | 41.95 | G |
| 520UO-76 | 907037 | 44.95 | G |
| 520UO-78 | 907038 | 45.95 | G |
| 520UO-80 | 907039 | 46.95 | G |
| 520UO-82 | 907040 | 48.95 | G |
| 520UO-84 | 907041 | 49.95 | G |
| 520UO-86 | 907042 | 50.95 | G |
| 520UO-88 | 907043 | 51.95 | G |
| 520UO-90 | 907044 | 52.95 | G |
| 520UO-92 | 907045 | 53.95 | G |
| 520UO-94 | 907046 | 55.95 | G |
| 520UO-96 | 907047 | 56.95 | G |
| 520UO-98 | 907048 | 58.95 | G |
| 520UO-100 | 907049 | 59.95 | G |
| 520UO-102 | 907050 | 60.95 | G |
| 520UO-104 | 907051 | 61.95 | G |
| 520UO-106 | 907052 | 62.95 | G |
| 520UO-108 | 907053 | 63.95 | G |
| 520UO-110 | 907054 | 64.95 | G |
| 520UO-112 | 907055 | 65.95 | G |
| 520UO-114 | 907056 | 66.95 | G |
| 520UO-116 | 907057 | 67.95 | G |
| 520UO-120 | 907058 | 70.95 | G |
| 520UO-86-GOLD/BLACK | 907059 | 58.95 | G |
| 520UO-92-GOLD/BLACK | 907060 | 62.95 | G |
| 520UO-94-GOLD/BLACK | 907061 | 63.95 | G |
| 520UO-96-GOLD/BLACK | 907062 | 64.95 | G |
| 520UO-98-GOLD/BLACK | 907063 | 66.95 | G |
| 520UO-100-GOLD/BLACK | 907064 | 67.95 | G |
| 520UO-102-GOLD/BLACK | 907065 | 69.95 | G |
| 520UO-104-GOLD/BLACK | 907066 | 70.95 | G |
| 520UO-110-GOLD/BLACK | 907067 | 74.95 | G |
| 520UO-112-GOLD/BLACK | 907068 | 75.95 | G |
| 520UO-114-GOLD/BLACK | 907069 | 76.95 | G |
| 520UO-116-GOLD/BLACK | 907070 | 79.95 | G |
| 520UO-120-GOLD/BLACK | 907071 | 81.95 | G |
| CONNECTING LINK | 907102 | 3.95 | G |

| 525 CHAIN *COMES W/ A RIVET STYLE MASTER LINK | | | |
|---|--------|-------|---|
| SIZE / NO. OF LINKS | PART # | | |
| 525UO-100 | 907073 | 60.95 | G |
| 525UO-104 | 907074 | 62.95 | G |
| 525UO-106 | 907290 | 75.95 | G |
| 525UO-108 | 907075 | 64.95 | G |
| 525UO-110 | 907076 | 65.95 | G |
| 525UO-112 | 907077 | 66.95 | G |
| 525UO-114 | 907078 | 67.95 | G |
| 525UO-118 | 907079 | 71.95 | G |
| 525UO-120 | 907080 | 72.95 | G |
| 525UO-122 | 907081 | 73.95 | G |
| 525UO-130 | 907082 | 77.95 | G |
| 525UO-100-GOLD/BLACK | 907292 | 81.95 | G |
| CONNECTING LINK | 907103 | 3.95 | G |
| CONNECTING LINK - GOLD | 907323 | 4.95 | G |

| 530 CHAIN *COMES W/ A RIVET STYLE MASTER LINK | | | |
|---|--------|-------|---|
| SIZE / NO. OF LINKS | PART # | | |
| 530UO-94 | 907083 | 56.95 | G |
| 530UO-96 | 907084 | 58.95 | G |
| 530UO-100 | 907085 | 60.95 | G |
| 530UO-102 | 907086 | 61.95 | G |
| 530UO-104 | 907087 | 63.95 | G |
| 530UO-106 | 907088 | 64.95 | G |
| 530UO-108 | 907089 | 65.95 | G |
| 530UO-110 | 907090 | 66.95 | G |
| 530UO-112 | 907091 | 67.95 | G |
| 530UO-114 | 907092 | 69.95 | G |
| 530UO-116 | 907093 | 70.95 | G |
| 530UO-118 | 907094 | 71.95 | G |
| 530UO-120 | 907095 | 72.95 | G |
| 530UO-122 | 907096 | 73.95 | G |
| 530UO-130 | 907097 | 78.95 | G |
| 530UO-100-GOLD/BLACK | 907300 | 82.95 | G |
| 530UO-120-GOLD/BLACK | 907301 | 99.95 | G |
| CONNECTING LINK | 907104 | 3.95 | G |




PBR CHAIN TOOL

- Innovative design will Press, Break & Rivet 520, 525, & 530 chains with one convenient tool
- Versatile design will remove chain pins, press master-link plates and rivet hollow nose & soft nose (quad stake) master link pins on O-ring and non O-ring type chains
- Easy to use design allows you to change tool functions by simply moving the position of the anvil block
- Indexing letters on movable anvil and body insures correct tool configuration. Simply line up the letter on the anvil to the letter on the body to get the configuration you need!
- All components conveniently store on tool when not in use
- All steel construction with heat treated components for strength and durability
- May be supported in a vise or held with included handle
- Great for the professional technician or DIY mechanic
- Compact and light enough to carry in a tool bag for trail side repairs
- Includes spare pin
- Patent pending



143820 86.99 D



PRESS-FIT CHAIN LINK TOOLS

Since about 1990, most new chains use press-fit type side plates on the connecting links. On this type of link, the side plate can not be installed properly without the aid of a special tool. The chain manufacturers have decided the press fit adds strength to the connecting link and should always be used. The Motion Pro chain press tools below are designed to install the press-fit connecting links on 520-530 standard and O-ring chains.

- Versatile enough to be used on cam chains or drive chains
- Will break chains from #35 to #630
- For chain 520 and up, it is recommended to grind to rivet head
- Each kit includes 3 pin sizes to fit most chains
- Features new & improved investment-cast-hardened body and redesigned body bolt
- Now the kit includes press places
- Recommended for light to medium duty use

| CHAIN BREAKER & RIVETING TOOL | 678058 | 89.99 | E |
|-------------------------------|--------|-------|---|
| REPLACEMENT PARTS | | | |
| 2MM REPLACEMENT PIN | 678059 | 6.99 | E |
| 3MM REPLACEMENT PIN | 678060 | 6.99 | E |
| 4MM REPLACEMENT PIN | 678061 | 6.99 | E |
| REPLACEMENT RIVET TIP | 678062 | 6.99 | E |



T6™ SUPER LIGHT CHAIN TOOL

- For breaking 520 to 530 chain
- For pressing on and off 520 and some 525 clip type master link side plates
- Includes 1/4 in. drive adapter for turning sockets
- Light weight, 6 oz. including press plates and handle (8 oz. with pouch)
- Will push link pin completely through link/side plate
- Handle detaches for easy storage. To reduce the weight even more an MP Tool (part# 08-0161), 8 mm combination wrench or 8mm socket with extension can be used as the handle
- Custom pouch holds tool securely and includes pocket for extra chain or master links and a large accessory pocket
- Body forged from high-strength 4130 chrome-moly
- Body bolt and extractor bolt manufactured from billet high-strength 7075 T6 Aluminum
- Replaceable pin is heat treated for strength and wear resistance
- Press plates manufactured from light weight 6061 T-6 aluminum
- Perfect addition for tool packs
- For use on clip type master links with press fit side plates only
- This tool does not rivet master link pins

142277 78.99 E



CAN BE CONVERTED INTO A FUNCTIONAL 1/4 IN. DRIVER

JUMBO CHAIN TOOL



- Designed to break roller chain up to 630 (Fits all standard & O-ring chain sizes 520 to 630)
- Designed to rivet chain up to 530 (not 630)
- Master link side plate press kit included to press on side plates on chains up to 530 (not 630)
- Screws & attachments are heat treated for strength and durability
- The extractor pin is precisely guided by a removable guide, ensuring long pin life
- May be bolted to a work bench, supported in a vise or held by handle
- When bolted to a solid surface, air or electric wrenches may be used to break chain
- Recommended for heavy-duty use
- For riveting hollow nose master links
- Requires 08-0142 Quad Stake Rivet Kit (not included) to rivet soft-nose type master link pin tip

**JUMBO CHAIN TOOL
678135 139.99 E
REPLACEMENT PIN
678135D 8.69 E**



MASTER LINK PLIERS

- Designed to simplify installation and removal of clip-type master links
- One tip is shorter and notched to be placed on the pin which allows the longer end to push the clip

142165 19.99 E



| |
|-----------------------|
| accessories |
| body |
| handlebar & grips |
| cables & levers |
| exhaust |
| engine |
| fuel & intake |
| electrical & ignition |
| clutch |
| drive |
| bearings |
| brakes |
| steering & suspension |
| tires |
| tools & shop |

| |
|-----------------------|
| accessories |
| body |
| handlebar & grips |
| cables & levers |
| exhaust |
| engine |
| fuel & intake |
| electrical & ignition |
| clutch |
| drive |
| bearings |
| brakes |
| steering & suspension |
| tires |
| tools & shop |

CHAIN BREAKER

- For 420 to 630 chain
- Will push link pin completely through link
- Handle folds away for easy storage
- Replaceable pin is heat treated for strength and wear resistance



CHAIN BREAKER
678001 25.99 E
REPLACEMENT PIN
678002 3.99 E

CHAIN DETACHER

- A handy tool to remove and replace pins in chain links
- Lightweight
- Heat treated
- Imported



CHAIN DETACHER
1733 27.05 J
REPL. PUNCH
1729 2.70 L



MINI CHAIN PRESS TOOL

- Fits most 520 - 530 standard and O-ring chains
- Tool box or fanny pack size
- Hex key wrench is included with tool



678070 9.99 E

CHAIN PRESS TOOL KIT

- Fits 520 - 530 standard and O-ring chains



CHAIN PRESS TOOL KIT
678066 52.99 E
PRESS PLATES ONLY
678067 E E

CHAIN ALIGNMENT TOOL

- Quick and accurate alignment
- Tool body clamps squarely to rear sprocket so the alignment rod will indicate sprocket alignment



678048 14.99 E

QUAD STAKE RIVET KIT

- The perfect compliment to the **678135 JUMBO CHAIN TOOL**
- Retain that factory quad stake look
- Safely and properly peens soft-nose-type masterlink pin tip



678142 22.99 E



CHAIN AND SPROCKET KITS

**KIT CONTAINS:
JT SPROCKET'S
FRONT AND REAR
SPOCKETS
AND
EK'S QUADRA
X-RING CHAIN.**

| HONDA DIRT BIKE | | | | | | | | |
|--------------------|----------------|-----|-----|----|----|----------|--------|---|
| CR125R | 87-96/98-99/02 | 520 | 114 | 13 | 51 | WBH13511 | 134.95 | N |
| CR125R | 00-01/03 | 520 | 116 | 13 | 52 | WBH1352 | 137.95 | N |
| CR125R | 04-07 | 520 | 114 | 13 | 52 | WBH13521 | 136.95 | L |
| CR250R | 92-93 | 520 | 112 | 13 | 49 | WBH1349 | 134.95 | N |
| CR250R | 94-95 | 520 | 114 | 13 | 49 | WBH13491 | 135.95 | N |
| CR250R | 96-01 | 520 | 114 | 13 | 50 | WBH1350 | 134.95 | N |
| CR250R | 02-05 | 520 | 114 | 13 | 48 | WBH1348 | 134.95 | N |
| CRF250R | 04-07 | 520 | 114 | 13 | 51 | WBH1351 | 136.95 | N |
| CRF250X | 04-06 | 520 | 114 | 13 | 49 | WBH13491 | 135.95 | N |
| CRF450R | 04-08 | 520 | 114 | 13 | 48 | WBH1348 | 134.95 | N |
| CRF450R | 02-03 | 520 | 114 | 13 | 50 | WBH1350 | 134.95 | N |
| KAWASAKI DIRT BIKE | | | | | | | | |
| KX125 | 94-95 | 520 | 110 | 12 | 49 | WBK1249 | 128.95 | N |
| KX125 | 00-02 | 520 | 110 | 12 | 49 | WBK1249 | 128.95 | N |
| KX125 | 03 | 520 | 110 | 13 | 51 | WBK1351 | 130.95 | N |
| KX125 | 04-05 | 520 | 114 | 13 | 51 | WBK13511 | 134.95 | N |
| KX250/L4 | 00-04 | 520 | 114 | 13 | 49 | WBK1349 | 130.95 | N |
| KX250/M1-M2 | 03-04 | 520 | 114 | 13 | 49 | WBK1349 | 130.95 | N |
| SUZUKI DIRT BIKE | | | | | | | | |
| RM125 | 96/00-04 | 520 | 114 | 12 | 49 | WBS1249 | 130.95 | L |
| RM250 | 89-92/01-07 | 520 | 114 | 13 | 49 | WBS1349 | 136.95 | N |
| DRZ400E | 00-08 | 520 | 108 | 14 | 47 | WBS1447 | 134.95 | L |
| DRZ400S | 00-08 | 520 | 112 | 15 | 44 | WBS1544 | 134.95 | L |
| YAMAHA DIRT BIKE | | | | | | | | |
| WR400 | 99 | 520 | 114 | 14 | 50 | WBY1450 | 128.95 | L |
| WR426 | 00-02 | 520 | 114 | 14 | 50 | WBY1450 | 128.95 | L |
| WR450 | 03-06 | 520 | 114 | 14 | 50 | WBY1450 | 128.95 | L |
| YZ125 | 02-04 | 520 | 112 | 13 | 49 | WBY1349 | 117.95 | H |
| YZ250F | 01-06 | 520 | 112 | 13 | 48 | WBY1348 | 128.95 | L |
| YZ400F | 99 | 520 | 114 | 14 | 49 | WBY1449 | 118.95 | H |
| YZ426F | 00-02 | 520 | 114 | 14 | 49 | WBY1449 | 118.95 | H |
| YZ450F | 03-04 | 520 | 114 | 14 | 48 | WBY1448 | 118.95 | H |

- accessories
- body
- handlebar & grips
- cables & levers
- exhaust
- engine
- fuel & intake
- electrical & ignition
- clutch
- drive**
- bearings
- brakes
- steering & suspension
- tires
- tools & shop

- accessories
- body
- handlebar & grips
- cables & levers
- exhaust
- engine
- fuel & intake
- electrical & ignition
- clutch
- drive**
- bearings
- brakes
- steering & suspension
- tires
- tools & shop



JT Sprockets is the leading manufacturer of heavy-duty sprockets with precision and style for Street Bikes. Revolutionary technology was utilized to these sprockets to produce excellent performance – in speed, handling and overall ride feel. JT Sprockets are also the ultimate sprockets within any range of ATV with unbeatable value, making it the most sought-after engine component by ATV enthusiasts.

| MODEL | YEAR | FRONT | | | # | REAR | | | # | PITCH | LINKS |
|--|-------|----------|-------|---|----|----------|-------|---|----|-------|-------|
| HONDA | | | | | | | | | | | |
| Z50 RD | 86 | JT25213 | 8.65 | L | 13 | JT25537 | 14.10 | L | 37 | 420 | 76 |
| CRF50 F | 04-16 | JT125614 | 9.90 | L | 14 | JT121337 | 17.55 | L | 37 | 420 | 78 |
| XR50 R | 00-04 | JT125614 | 9.90 | L | 14 | JT121337 | 17.55 | L | 37 | 420 | 118 |
| Z50 K1-K6/A | 69-78 | JT251212 | 8.65 | L | 12 | JT25537 | 14.10 | L | 37 | 420 | 76 |
| Z50 R | 79-81 | JT251212 | 8.65 | L | 12 | JT25537 | 14.10 | L | 37 | 420 | 76 |
| Z50 R | 82-87 | JT25213 | 8.65 | L | 13 | JT25537 | 14.10 | L | 37 | 420 | 76 |
| Z50 R | 88-99 | 206194 | 8.65 | L | 14 | | | | 37 | 420 | 76 |
| Z50 RD | 92-93 | 206194 | 8.65 | L | 14 | | | | 37 | 420 | 76 |
| CR60 R | 83-84 | JT25314 | 8.65 | L | 14 | JT121445 | 17.55 | L | 45 | 420 | 104 |
| CRF70 F | 04-12 | JT125615 | 9.90 | L | 15 | JT121436 | 17.55 | L | 36 | 420 | 86 |
| XR70 R | 00-03 | JT125615 | 9.90 | L | 15 | JT121436 | 17.55 | L | 36 | 420 | 86 |
| CT70 | 69-82 | JT25315 | 8.65 | L | 15 | JT25635 | 17.15 | L | 35 | 420 | 86 |
| CL70 | 77-82 | JT25315 | 8.65 | L | 15 | JT25635 | 17.15 | L | 35 | 420 | 86 |
| CT70 | 91-94 | JT25315 | 8.65 | L | 15 | JT25635 | 17.15 | L | 35 | 420 | 86 |
| XR70 R | 97-99 | JT25315 | 8.65 | L | 15 | JT121436 | 17.55 | L | 36 | 420 | 86 |
| XR75 | 73-78 | 206194 | 8.65 | L | 14 | 206856 | 22.65 | L | 46 | 420 | 100 |
| XL75 | 77-79 | 206194 | 8.65 | L | 14 | JT25636 | 17.15 | L | 36 | 420 | 94 |
| CR80 R ELSINORE | 80 | JT25314 | 8.65 | L | 14 | 206806 | 19.65 | L | 47 | 420 | 108 |
| CR80 R ELSINORE | 81 | JT25314 | 8.65 | L | 14 | 206806 | 19.65 | L | 47 | 420 | 112 |
| CR80 R | 84 | JT25314 | 8.65 | L | 14 | 206577 | 19.40 | L | 49 | 420 | 114 |
| CR80 R | 85 | JT25315 | 8.65 | L | 15 | JT21549 | 20.30 | L | 49 | 420 | 114 |
| CRF80 F | 04-13 | 206194 | 8.65 | L | 14 | JT121446 | 17.55 | L | 46 | 420 | 110 |
| XR80 | 79-84 | 206194 | 8.65 | L | 14 | 206856 | 22.65 | L | 46 | 420 | 100 |
| XL80 S | 80-85 | JT25315 | 8.65 | L | 15 | 206851 | 17.15 | L | 37 | 420 | 96 |
| CR80 R | 82-83 | JT25314 | 8.65 | L | 14 | JT121447 | 18.25 | L | 47 | 420 | 112 |
| XR80 R | 85-03 | 206194 | 8.65 | L | 14 | JT121446 | 17.55 | L | 46 | 420 | 110 |
| CR80 R | 86-95 | JT125615 | 9.90 | L | 15 | JT21549 | 20.30 | L | 49 | 420 | 114 |
| CR80 R 428 CHAIN CONVERSION | 86-95 | JT125715 | 10.70 | L | 15 | JT21749 | 24.30 | L | 49 | 428 | 114 |
| CR80 R | 96-02 | JT125615 | 9.90 | L | 15 | JT21549 | 20.30 | L | 49 | 420 | 116 |
| CR80 R 428 CHAIN CONVERSION | 96-02 | JT125715 | 10.70 | L | 15 | JT21749 | 24.30 | L | 49 | 428 | 116 |
| CR80 RB EXPERT | 96-02 | JT125615 | 9.90 | L | 15 | JT21555 | 25.90 | L | 55 | 420 | 126 |
| CR80 RB EXPERT
428 CHAIN CONVERSION | 96-02 | JT125715 | 10.70 | L | 15 | 206798 | 28.10 | L | 55 | 428 | 126 |
| CR85 R | 03-04 | JT125615 | 9.90 | L | 15 | JT21550 | 20.95 | L | 50 | 420 | 116 |
| CR85 R 428 CHAIN CONVERSION | 03-04 | JT125715 | 10.70 | L | 15 | 206796 | 25.25 | L | 50 | 428 | 116 |
| CR85 RB EXPERT | 03-04 | JT125615 | 9.90 | L | 15 | JT21556 | 25.90 | L | 56 | 420 | 124 |
| CR85 RB EXPERT
428 CHAIN CONVERSION | 03-04 | JT125715 | 10.70 | L | 15 | 206799 | 28.30 | L | 56 | 428 | 124 |
| CR85 R | 05-07 | JT125615 | 9.90 | L | 15 | JT21549 | 20.30 | L | 49 | 420 | 116 |
| CR85 R 428 CHAIN CONVERSION | 05-07 | JT125715 | 10.70 | L | 15 | JT21749 | 24.30 | L | 49 | 428 | 116 |
| CR85 RB EXPERT | 05-07 | JT125615 | 9.90 | L | 15 | JT21555 | 25.90 | L | 55 | 420 | 124 |
| CR85 RB EXPERT
428 CHAIN CONVERSION | 05-07 | JT125715 | 10.70 | L | 15 | 206798 | 28.10 | L | 55 | 428 | 124 |
| CT90 | 79 | | | | 15 | | | | 45 | 428 | |
| CT90 K1-K5 | 68-78 | | | | 15 | | | | 45 | 428 | 104 |
| ST90 | 73-75 | | | | 15 | 206865 | 22.25 | L | 40 | 428 | 94 |
| CRF100 F | 04-13 | JT27414 | 9.50 | L | 14 | JT120450 | 24.75 | L | 50 | 428 | 118 |
| SL100 | 69-72 | 206205 | 9.50 | L | 14 | 206871 | 25.05 | L | 49 | 428 | 110 |
| XL100 K | 74-76 | 206205 | 9.50 | L | 14 | 206871 | 25.05 | L | 49 | 428 | 110 |
| XL100 | 77-78 | 206205 | 9.50 | L | 14 | 206871 | 25.05 | L | 49 | 428 | 112 |
| XL100 S | 79-80 | JT27415 | 9.50 | L | 15 | 206869 | 25.05 | L | 45 | 428 | 118 |
| XR100 | 81-84 | JT27414 | 9.50 | L | 14 | 207363 | 26.65 | L | 50 | 428 | 112 |
| XL100 S | 81-85 | JT27415 | 9.50 | L | 15 | 207361 | 22.30 | L | 42 | 428 | 108 |
| XR100 R | 85-03 | JT27414 | 9.50 | L | 14 | JT120450 | 24.75 | L | 50 | 428 | 118 |
| CT110 TRAIL 110 | 80 | JT126315 | 9.50 | L | 15 | 207362 | 23.45 | L | 45 | 428 | 104 |
| CRF110 F | 13-15 | JT25314 | 8.65 | L | 14 | 982676 | 17.55 | L | 38 | 420 | 86 |
| CT110 TRAIL 110 | 81-86 | | 0.00 | 0 | 15 | 207362 | 23.45 | L | 45 | 428 | 104 |
| CR125 R | 02 | JT32613 | 15.20 | L | 13 | JT21051 | 35.05 | L | 51 | 520 | 114 |

DIRT BIKE SPROCKETS CONT.

| MODEL | YEAR | FRONT | | | # | REAR | | | # | PITCH | LINKS |
|------------------------|-------|----------|-------|---|----|----------|-------|---|----|-------|-------|
| HONDA CONTINUED | | | | | | | | | | | |
| CR125 R | 03 | JT32613 | 15.20 | L | 13 | JT21052 | 36.60 | L | 52 | 520 | 116 |
| CT125 | 77 | 206205 | 9.50 | L | 14 | 206874 | 28.60 | L | 52 | 428 | 102 |
| CR125 R | 82 | 206212 | 13.25 | L | 13 | | | | 51 | 520 | 110 |
| CR125 R | 85 | 206061 | 13.25 | L | 13 | JT21051 | 35.05 | L | 51 | 520 | 114 |
| CR125 R | 86 | 206215 | 14.90 | L | 13 | JT21051 | 35.05 | L | 51 | 520 | 114 |
| NX125 | 88 | 206206 | 9.50 | L | 15 | 206583 | 30.95 | L | 56 | 428 | 130 |
| CR125 R | 97 | JT32612 | 15.20 | L | 12 | JT21049 | 34.20 | L | 49 | 520 | 112 |
| CR125 R | 04-07 | 982642 | 16.53 | L | 13 | JT21052 | 36.60 | L | 52 | 520 | 116 |
| CR125 R | 00-01 | JT32613 | 15.20 | L | 13 | JT21052 | 36.60 | L | 52 | 520 | 116 |
| CRF125 F | 14-16 | 206225 | 9.50 | L | 13 | JT120446 | 22.40 | L | 46 | 428 | 112 |
| CRF125 FB | 15-16 | 206225 | 9.50 | L | 13 | 982677 | 24.73 | L | 49 | 428 | 112 |
| CL125 | 73-74 | 206206 | 9.50 | L | 15 | 206866 | 22.25 | L | 42 | 428 | 104 |
| SL125 K1/K2 | 73-76 | | | | 15 | 206871 | 25.05 | L | 49 | 428 | 110 |
| TL125 S/K2 | 73-76 | 206206 | 9.50 | L | 15 | 982678 | | L | 60 | 428 | 120 |
| MT125 K1 | 74-76 | | | | 15 | 206868 | 25.05 | L | 44 | 428 | 118 |
| XL125 | 74-78 | 206206 | 9.50 | L | 15 | 206874 | 28.60 | L | 52 | 428 | 118 |
| CR125 R | 79-81 | 206212 | 13.25 | L | 13 | | | | 51 | 520 | 110 |
| XL125 S | 79-85 | 206205 | 9.50 | L | 14 | 206875 | 31.35 | L | 56 | 428 | 124 |
| CR125 R | 83-84 | 206061 | 13.25 | L | 13 | JT21051 | 35.05 | L | 51 | 520 | 112 |
| CR125 R | 87-96 | JT32613 | 15.20 | L | 13 | JT21051 | 35.05 | L | 51 | 520 | 114 |
| NX125 | 89-90 | 206206 | 9.50 | L | 15 | 206582 | 30.05 | L | 48 | 428 | 126 |
| CR125 R | 98-99 | JT32613 | 15.20 | L | 13 | JT21051 | 35.05 | L | 51 | 520 | 114 |
| CRF150 F | 03-06 | JT32713 | 15.65 | L | 13 | JT21048 | 32.90 | L | 48 | 520 | 112 |
| CRF150 F | 07-16 | JT32713 | 15.65 | L | 13 | JT21047 | 32.90 | L | 47 | 520 | 104 |
| CRF150 R | 07-16 | 982643 | 9.47 | L | 15 | JT21550 | 20.95 | L | 50 | 420 | 120 |
| CRF150 RB | 07-16 | 982643 | 9.47 | L | 15 | JT21556 | 25.90 | L | 56 | 420 | 126 |
| CL175 K3-K7 | 68-73 | | | | 16 | 206864 | 22.25 | L | 39 | 428 | 116 |
| XL175 K1 | 74-75 | | | | 14 | | | | 38 | 520 | 94 |
| MR175 | 75-77 | | | | 14 | | | | 43 | 428 | 118 |
| XL175 K2 | 76-78 | | | | 14 | | | | 42 | 520 | 94 |
| XR185 | 79 | 206206 | 9.50 | L | 15 | 982679 | TBA | | 58 | 428 | 126 |
| XL185 S | 79-83 | 206205 | 9.50 | L | 14 | 206872 | 25.45 | L | 50 | 428 | 120 |
| XR200 R PRO LINK | 81-83 | JT32813 | 13.25 | L | 13 | 206845 | 32.15 | L | 50 | 520 | 106 |
| XL200 R | 83-84 | JT32813 | 13.25 | L | 13 | 206844 | 29.25 | L | 45 | 520 | 104 |
| XR200 R | 84-85 | JT32813 | 13.25 | L | 13 | JT245250 | 32.15 | L | 50 | 520 | 108 |
| XR200 R | 86-03 | JT32813 | 13.25 | L | 13 | JT245247 | 30.95 | L | 47 | 520 | 108 |
| TLR200 REFLEX | 86-87 | JT32813 | 13.25 | L | 13 | 206571 | 31.30 | L | 44 | 520 | 96 |
| TR200 FATCAT | 86-87 | JT135213 | 10.70 | L | 13 | 206570 | 25.00 | L | 39 | 520 | 100 |
| CRF230 F | 03-16 | JT32713 | 15.65 | L | 13 | JT21050 | 33.75 | L | 50 | 520 | 110 |
| CRF230 L | 08-09 | 206249 | 13.90 | L | 13 | JT21039 | 30.45 | L | 39 | 520 | 100 |
| CRF230 M | 09-10 | 206249 | 13.90 | L | 13 | 206773 | 30.45 | L | 38 | 520 | 100 |
| CRF250 R | 10 | 982642 | 16.53 | L | 13 | | | | 48 | 520 | 116 |
| MR250 | 76 | | | | 14 | | | | 47 | 520 | 104 |
| CR250 R | 81 | 206308 | 17.60 | L | 14 | | | | 54 | 520 | 114 |
| CR250 R | 86 | 206244 | 17.35 | L | 14 | | | | 51 | 520 | 114 |
| CR250 R | 87 | 206244 | 17.35 | L | 14 | | | | 53 | 520 | 114 |
| CR250 R | 02-05 | 982645 | 16.57 | L | 13 | | | | 48 | 520 | 114 |
| CRF250 X | 04-06 | 982646 | 17.85 | L | 14 | | | | 53 | 520 | 114 |
| CRF250 R | 04-09 | 982642 | 16.53 | L | 13 | | | | 51 | 520 | 114 |
| CR250 R | 06-08 | 982645 | 16.57 | L | 13 | | | | 49 | 520 | 114 |
| CRF250 X | 07-16 | 982646 | 17.85 | L | 14 | | | | 53 | 520 | 116 |
| CRF250 R | 11-16 | 982642 | 16.53 | L | 13 | | | | 49 | 520 | 116 |
| CRF250 L | 13-15 | 982370 | 12.50 | L | 14 | | | | 40 | 520 | 106 |
| XL250 K1/K2 | 72-76 | 206030 | 13.25 | L | 15 | | | | 48 | 520 | 102 |
| CR250 M | 73-74 | | | | 14 | | | | 48 | 520 | 104 |
| MT250 K1 | 74-76 | | | | 14 | 982680 | TBA | | 47 | 520 | 106 |
| TL250 | 75-76 | | | | | | | | | | |
| CR250 M1 | 75-76 | | | | 14 | | | | 48 | 520 | 104 |
| CR250 R | 78-80 | | | | 14 | | | | 49 | 520 | 110 |
| XL250 S | 78-81 | 206029 | 13.25 | L | 14 | | | | 53 | 520 | 102 |
| XR250 | 79-80 | 206028 | 13.25 | L | 13 | | | | 53 | 520 | 102 |
| XR250 R PRO LINK | 81-82 | 206028 | 13.25 | L | 13 | | | | 53 | 520 | 106 |
| CR250 R | 82-83 | 206308 | 17.60 | L | 14 | | | | 54 | 520 | 114 |
| XL250 R PRO LINK | 82-83 | JT28114 | 14.90 | L | 14 | | | | 47 | 520 | 102 |

accessories

body

handlebar
& gripscables &
levers

exhaust

engine

fuel &
intakeelectrical
& ignition

clutch

drive

bearings

brakes

steering &
suspension

tires

tools &
shop

DIRT BIKE SPROCKETS CONT.

| MODEL | YEAR | FRONT | | | # | REAR | # | PITCH | LINKS |
|------------------------|-------|-----------------|--------------|------|---|------|----|-------|-------|
| HONDA CONTINUED | | | | | | | | | |
| CR250 R | 84-85 | 206308 | 17.60 | L 14 | | | 51 | 520 | 114 |
| XR250 R PRO LINK | 84-85 | JT32813 | 13.25 | L 13 | | | 50 | 520 | 108 |
| XL250 R PRO LINK | 84-87 | JT32813 | 13.25 | L 13 | | | 40 | 520 | 102 |
| XR250 R PRO LINK | 86-87 | JT32813 | 13.25 | L 13 | | | 48 | 520 | 108 |
| XR250 R PRO LINK | 88-89 | JT32713 | 15.65 | L 13 | | | 48 | 520 | 108 |
| CR250 R | 88-91 | 982644 | 16.57 | L 14 | | | 51 | 520 | 114 |
| XR250 R PRO LINK | 90-95 | JT32713 | 15.65 | L 13 | | | 48 | 520 | 108 |
| XR250 L | 91-96 | JT32713 | 15.65 | L 13 | | | 40 | 520 | 104 |
| CR250 R | 92-93 | 982645 | 16.57 | L 13 | | | 49 | 520 | 112 |
| CR250 R | 94-95 | 982645 | 16.57 | L 13 | | | 49 | 520 | 114 |
| CR250 R | 96-01 | 982645 | 16.57 | L 13 | | | 50 | 520 | 114 |
| XR250 R | 96-04 | 206045 | 14.90 | L 13 | | | 48 | 520 | 106 |
| XR350 R | 85 | 206067 | 16.50 | L 14 | | | 42 | 520 | 106 |
| XR350 R | 83-84 | 206250 | 13.90 | L 14 | | | 42 | 520 | 104 |
| XL350 R | 84-85 | 206250 | 13.90 | L 14 | | | 40 | 520 | 102 |
| XR400 R | 96-04 | JT132215 | 14.90 | L 15 | | | 45 | 520 | 108 |
| CR450 R | 81 | 206308 | 17.60 | L 14 | | | 54 | 520 | 116 |
| CRF450 R | 02-03 | 982645 | 16.57 | L 13 | | | 50 | 520 | 114 |
| CRF450 R | 04-16 | 982645 | 16.57 | L 13 | | | 48 | 520 | 114 |
| CRF450 X | 05-16 | 982645 | 16.57 | L 13 | | | 51 | 520 | 114 |
| CR480 R | 82-83 | 206308 | 17.60 | L 14 | | | 54 | 520 | 118 |
| XL500 R PRO LINK | 82 | JT28115 | 15.40 | L 15 | | | 43 | 520 | 100 |
| XR500 | 79-80 | JT28114 | 14.90 | L 14 | | | 48 | 520 | 100 |
| XL500 S | 79-81 | JT28114 | 14.90 | L 14 | | | 41 | 520 | 96 |
| XR500 R PRO LINK | 81-82 | JT28114 | 14.90 | L 14 | | | 48 | 520 | 104 |
| XR500 R PRO LINK | 83-84 | JT28114 | 14.90 | L 14 | | | 48 | 520 | 104 |
| CR500 R | 84-85 | 206308 | 17.60 | L 14 | | | 51 | 520 | 116 |
| CR500 R | 86-87 | 206244 | 17.35 | L 14 | | | 51 | 520 | 116 |
| CR500 R | 88-91 | 982644 | 16.57 | L 14 | | | 51 | 520 | 116 |
| CR500 R | 92-01 | 982644 | 16.57 | L 14 | | | 49 | 520 | 114 |
| XL600 R | 83-87 | JT28115 | 15.40 | L 15 | | | 43 | 520 | 104 |
| XR600 R | 85-87 | JT28114 | 14.90 | L 14 | | | 48 | 520 | 110 |
| XL600 V TRANSALP | 88-90 | 206265 | 21.05 | L 15 | | | 47 | 525 | 118 |
| XR600 R | 88-90 | JT28114 | 14.90 | L 14 | | | 50 | 520 | 112 |
| XR600 R | 91-00 | JT30914 | 19.85 | L 14 | | | 48 | 520 | 110 |
| NX650 | 88 | JT28115 | 15.40 | L 15 | | | 45 | 520 | 108 |
| NX650 | 89 | 206273 | 20.65 | L 15 | | | 45 | 520 | 108 |
| XR650 R | 00-07 | JT130714 | 21.85 | L 14 | | | 48 | 520 | 110 |
| XR650 L | 93-16 | JT30915 | 19.85 | L 15 | | | 45 | 520 | 110 |
| HUSABERG | | | | | | | | | |
| TE250 | 11-14 | 982665 | 16.77 | L 13 | | | 50 | 520 | 118 |
| TE125 | 12-13 | 982665 | 16.77 | L 13 | | | 50 | 520 | |
| FE250 | 13-14 | 982664 | 16.77 | L 14 | | | 50 | 520 | 118 |
| TE300 | 11-14 | 982665 | 16.77 | L 13 | | | 50 | 520 | 118 |
| FE350 | 13 | 982665 | 16.77 | L 13 | | | 52 | 520 | |
| MX350 | 95 | 206548 | 18.65 | L 14 | | | 48 | 520 | |
| FC350 6 SPEED | 96 | 206548 | 18.65 | L 14 | | | 48 | 520 | |
| FC350 4 SPEED | 00-01 | 206549 | 18.65 | L 15 | | | 44 | 520 | |
| FC350 6 SPEED | 00-01 | 206549 | 18.65 | L 15 | | | 48 | 520 | |
| FE350 | 00-01 | 206548 | 18.65 | L 14 | | | 48 | 520 | |
| 350 ENDURO | 92-95 | 206548 | 18.65 | L 14 | | | 48 | 520 | |
| FC350 4 SPEED | 96-99 | 206549 | 18.65 | L 15 | | | 44 | 520 | |
| FE350 | 96-99 | 206548 | 18.65 | L 14 | | | 48 | 520 | |
| FC350 6 SPEED | 97-99 | 206549 | 18.65 | L 15 | | | 48 | 520 | |
| FE390 ENDURO | 10-12 | 982665 | 16.77 | L 13 | | | 52 | 520 | 118 |
| FC400 6 SPEED | 96 | 206548 | 18.65 | L 14 | | | 48 | 520 | |
| FC400 4 SPEED | 00-01 | 206549 | 18.65 | L 15 | | | 44 | 520 | |
| FC400 6 SPEED | 00-01 | 206549 | 18.65 | L 15 | | | 48 | 520 | |
| FE400 E | 00-03 | 206548 | 18.65 | L 14 | | | 48 | 520 | |
| FC400 4 SPEED | 96-99 | 206549 | 18.65 | L 15 | | | 44 | 520 | |

DIRT BIKE SPROCKETS CONT.

| MODEL | YEAR | FRONT | # | REAR | # | PITCH | LINKS |
|---------------------------|-------|--------|------------|------|----|-------|-------|
| HUSABERG CONTINUED | | | | | | | |
| FE400 | 96-99 | 206548 | 18.65 L 14 | | 48 | 520 | |
| FC400 6 SPEED | 97-99 | 206549 | 18.65 L 15 | | 48 | 520 | |
| FC450 | 04-06 | 206548 | 18.65 L 14 | | 48 | 520 | |
| FE450 E | 04-08 | 206548 | 18.65 L 14 | | 48 | 520 | |
| FS450 E | 04-08 | 206549 | 18.65 L 15 | | 42 | 520 | |
| FE450 ENDURO | 09-14 | 982665 | 16.77 L 13 | | 52 | 520 | 120 |
| FX450 CROSS COUNTRY | 10-12 | 982665 | 16.77 L 13 | | 52 | 520 | 118 |
| MX499 4 SPEED | 92-95 | 206549 | 18.65 L 15 | | 44 | 520 | |
| MX499 6 SPEED | 92-95 | 206548 | 18.65 L 14 | | 48 | 520 | |
| FC501 6 SPEED | 96 | 206548 | 18.65 L 14 | | 48 | 520 | |
| FC501 6 SPEED | 00-01 | 206549 | 18.65 L 15 | | 48 | 520 | |
| FE501 | 00-01 | 206548 | 18.65 L 14 | | 48 | 520 | |
| FE501 | 13-14 | 982664 | 16.77 L 14 | | 52 | 520 | |
| 501 ENDURO | 90-95 | 206548 | 18.65 L 14 | | 48 | 520 | |
| MX501 4 SPEED | 92-95 | 206549 | 18.65 L 15 | | 44 | 520 | |
| MX501 6 SPEED | 92-95 | 206548 | 18.65 L 14 | | 48 | 520 | |
| FC501 4 SPEED | 96-99 | 206549 | 18.65 L 15 | | 44 | 520 | |
| FE501 | 96-99 | 206548 | 18.65 L 14 | | 48 | 520 | |
| FC501 6 SPEED | 97-99 | 206549 | 18.65 L 15 | | 48 | 520 | |
| FC550 4 SPEED | 03-04 | 206549 | 18.65 L 15 | | 42 | 520 | |
| FE550 E | 04-08 | 206549 | 18.65 L 15 | | 48 | 520 | |
| FC550 | 05-06 | 206548 | 18.65 L 14 | | 48 | 520 | |
| FE570 | 09-12 | 982665 | 16.77 L 13 | | 52 | 520 | 118 |
| FS570 SUPERMOTO | 10-11 | 982664 | 16.77 L 14 | | 38 | 520 | 118 |
| FC600 6 SPEED | 00-01 | 206549 | 18.65 L 15 | | 48 | 520 | |
| FE600 | 00-01 | 206548 | 18.65 L 14 | | 48 | 520 | |
| 600 ENDURO | 93-95 | 206548 | 18.65 L 14 | | 48 | 520 | |
| FC600 4 SPEED | 96-99 | 206549 | 18.65 L 15 | | 44 | 520 | |
| FC600 6 SPEED | 96-99 | 206549 | 18.65 L 15 | | 48 | 520 | |
| FE600 | 96-99 | 206548 | 18.65 L 14 | | 48 | 520 | |
| FE650 E | 03-08 | 206549 | 18.65 L 15 | | 45 | 520 | |
| FS650 E | 03-08 | 206549 | 18.65 L 15 | | 40 | 520 | |
| FS650 C | 05-08 | 206549 | 18.65 L 15 | | 40 | 520 | |
| HUSQVARNA | | | | | | | |
| 125 TE | 16 | 982665 | 16.77 L 13 | | 50 | 520 | 118 |
| 125 TE | 11-13 | 982666 | TBA | 14 | 59 | 428 | |
| 125 TC | 14-15 | 982665 | 16.77 L 13 | | 50 | 520 | 118 |
| 125 TE | 14-16 | 982664 | 16.77 L 14 | | 50 | 520 | 118 |
| 125 WR ENDURO | 83-84 | 206546 | 16.85 L 12 | | 48 | 520 | 110 |
| 125 CR | 84-87 | 206546 | 16.85 L 12 | | 52 | 520 | 116 |
| 125 WR ENDURO | 85-87 | 206546 | 16.85 L 12 | | 52 | 520 | 118 |
| 125 WRK ENDURO | 88-89 | 206546 | 16.85 L 12 | | 52 | 520 | 116 |
| 125 CR | 90-94 | 206532 | 22.90 L 12 | | 52 | 520 | 116 |
| 125 WR ENDURO | 90-94 | 206532 | 22.90 L 12 | | 52 | 520 | 116 |
| 240 CR | 84-88 | 206546 | 16.85 L 12 | | 52 | 520 | 116 |
| 240 WR ENDURO | 85-88 | 206547 | 17.85 L 13 | | 52 | 520 | 116 |
| 240 WR ENDURO | 90-91 | 206533 | 22.90 L 13 | | 46 | 520 | 116 |
| 250 WR/CR | 80 | 982670 | TBA | 12 | 53 | 520 | 120 |
| 250-260 WRK ENDURO | 89 | 206547 | 17.85 L 13 | | 46 | 520 | 112 |
| 250 CR | 99 | 206553 | 17.60 L 15 | | 50 | 520 | |
| 250 TC | 02-03 | 982668 | 18.15 L 14 | | 50 | 520 | |
| 250 TE | 02-03 | 982668 | 18.15 L 14 | | 50 | 520 | 116 |
| 250 TC | 04-05 | 982667 | 17.37 L 13 | | 50 | 520 | |

accessories

body

handlebar
& gripscables &
levers

exhaust

engine

fuel &
intakeelectrical
& ignition

clutch

drive

bearings

brakes

steering &
suspension

tires

tools &
shop

DIRT BIKE SPROCKETS CONT.

| MODEL | YEAR | FRONT | | | # | REAR | | | # | PITCH | LINKS |
|---------------------------|-------|---------|-------|---|----|------|--|----|-----|-------|-------|
| HUSABERG CONTINUED | | | | | | | | | | | |
| 250 TE | 04-13 | 982667 | 17.37 | L | 13 | | | 50 | 520 | 116 | |
| 250 TC | 06-09 | 206550 | 16.85 | L | 12 | | | 50 | 520 | 114 | |
| 250 TXC | 08-10 | 982667 | 17.37 | L | 13 | | | 50 | 520 | | |
| 250 TC | 10-12 | 982669 | TBA | | 13 | | | 50 | 520 | 112 | |
| 250 WR | 10-12 | 982667 | 17.37 | L | 13 | | | 48 | 520 | 112 | |
| 250 TXC | 11-12 | 982669 | TBA | | 13 | | | 50 | 520 | | |
| 250 CR | 00-05 | 982667 | 17.37 | L | 13 | | | 48 | 520 | | |
| 250 FC | 14-15 | 982665 | 16.77 | L | 13 | | | 50 | 520 | | |
| 250 TC | 14-15 | 982665 | 16.77 | L | 13 | | | 50 | 520 | 118 | |
| 250 FE | 14-16 | 982665 | 16.77 | L | 13 | | | 52 | 520 | | |
| 250 TE | 14-16 | 982665 | 16.77 | L | 13 | | | 50 | 520 | 118 | |
| 250 WR ENDURO | 83-84 | 206547 | 17.85 | L | 13 | | | 53 | 520 | 114 | |
| 250 CR | 84-88 | 206547 | 17.85 | L | 13 | | | 52 | 520 | 116 | |
| 250 WR ENDURO | 85-88 | 206547 | 17.85 | L | 13 | | | 52 | 520 | 118 | |
| 250 CR | 90-91 | 206404 | 14.50 | L | 14 | | | 50 | 520 | 120 | |
| 250 WR/CR | 90-93 | 206404 | 14.50 | L | 14 | | | 48 | 520 | 112 | |
| 250-260 WRK ENDURO | 90-94 | 206548 | 18.65 | L | 14 | | | 50 | 520 | 120 | |
| 250 CR | 92-94 | 206404 | 14.50 | L | 14 | | | 48 | 520 | 120 | |
| 250 WR ENDURO | 92-98 | 206404 | 14.50 | L | 14 | | | 48 | 520 | 112 | |
| 250 CR | 95-97 | JT50713 | 14.50 | L | 13 | | | 48 | 520 | 120 | |
| 250 WR ENDURO | 99-09 | 982667 | 17.37 | L | 13 | | | 48 | 520 | 114 | |
| 300 WR | 09-10 | 982667 | 17.37 | L | 13 | | | 48 | 520 | 112 | |
| 300 WR | 11-12 | 982668 | 18.15 | L | 14 | | | 50 | 520 | | |
| 300 TE | 14-16 | 982665 | 16.77 | L | 13 | | | 50 | 520 | | |
| 310 TXS | 12 | | | | | | | | | | |
| 310 TE | 09-10 | 982667 | 17.37 | L | 13 | | | 50 | 520 | | |
| 310 TE | 11-12 | 982669 | TBA | | 13 | | | 50 | 520 | | |
| 350 FE S | 16 | 982664 | 16.77 | L | 14 | | | 52 | 520 | | |
| 350 FC | 14-15 | 982665 | 16.77 | L | 13 | | | 52 | 520 | | |
| 350 FE | 14-16 | 982664 | 16.77 | L | 14 | | | 52 | 520 | | |
| 350 WR | 81-88 | 206547 | 17.85 | L | 13 | | | 53 | 520 | 120 | |
| 350 TE | 90-95 | 206553 | 17.60 | L | 15 | | | 51 | 520 | 120 | |
| 360 CR | 92-94 | JT50713 | 14.50 | L | 13 | | | 48 | 520 | 116 | |
| 360 WR | 92-98 | JT50713 | 14.50 | L | 13 | | | 48 | 520 | 116 | |
| 360 WR | 99-02 | 206405 | 15.25 | L | 15 | | | 48 | 520 | | |
| 400 TE | 01-02 | 206553 | 17.60 | L | 15 | | | 50 | 520 | | |
| 400/430 CR | 81-83 | 206547 | 17.85 | L | 13 | | | 53 | 520 | 116 | |
| 400 WR/CR | 81-89 | 206548 | 18.65 | L | 14 | | | 53 | 520 | 120 | |
| 400 WR ENDURO | 85-89 | 206547 | 17.85 | L | 13 | | | 52 | 520 | 118 | |
| 410 TE E | 00 | 982672 | TBA | | 13 | | | 45 | 520 | | |
| 410 TE E | 99 | 982671 | TBA | | 14 | | | 45 | 520 | | |
| 410 TE | 95-00 | 206553 | 17.60 | L | 15 | | | 48 | 520 | | |
| 430 CR | 84-89 | 206547 | 17.85 | L | 13 | | | 52 | 520 | 116 | |
| 430 WR ENDURO | 85-89 | 206547 | 17.85 | L | 13 | | | 52 | 520 | 118 | |
| 430 AUTO | 85-89 | 206547 | 17.85 | L | 13 | | | 54 | 520 | 118 | |
| 449 SMR | 11 | 206320 | 10.95 | L | 15 | | | | 520 | | |
| 449 TC | 11-12 | 206320 | 10.95 | L | 15 | | | 53 | 520 | 110 | |
| 449 TE | 11-12 | 206320 | 10.95 | L | 15 | | | 51 | 520 | 108 | |
| 450 TE | 05 | 982668 | 18.15 | L | 14 | | | 50 | 520 | 112 | |
| 450 TE | 06 | 982667 | 17.37 | L | 13 | | | 50 | 520 | 112 | |
| 450 SMR | 10 | 206553 | 17.60 | L | 15 | | | 42 | 520 | | |
| 450 TE | 02-04 | 206553 | 17.60 | L | 15 | | | 50 | 520 | 116 | |
| 450 TC | 02-10 | 982668 | 18.15 | L | 14 | | | 50 | 520 | 116 | |
| 450 SM-R | 03-04 | 206553 | 17.60 | L | 15 | | | 45 | 520 | | |
| 450 SMR | 05-06 | 206553 | 17.60 | L | 15 | | | 42 | 520 | | |
| 450 SMR | 07-09 | 982668 | 18.15 | L | 14 | | | 42 | 520 | | |
| 450 TE | 07-10 | 982667 | 17.37 | L | 13 | | | 47 | 520 | 112 | |
| 450 SM (RR) | 08-09 | 982667 | 17.37 | L | 13 | | | 42 | 520 | 106 | |
| 450 TXC | 08-11 | 982667 | 17.37 | L | 13 | | | 47 | 520 | | |
| 450 FC | 14-15 | 982665 | 16.77 | L | 13 | | | 52 | 520 | 118 | |
| 450 FE | 14-15 | 982664 | 16.77 | L | 14 | | | 52 | 520 | 118 | |
| 450 FE | 14-15 | 982665 | 16.77 | L | 13 | | | 50 | 520 | 118 | |
| 500 WR | 83-84 | 206547 | 17.85 | L | 13 | | | 48 | 520 | 114 | |
| 500 CR | 84-88 | 206547 | 17.85 | L | 13 | | | 52 | 520 | 116 | |

DIRT BIKE SPROCKETS CONT.

| MODEL | YEAR | FRONT | | | # | REAR | | | # | PITCH | LINKS |
|--|-------|----------|-------|---|----|------|--|----|-----|-------|-------|
| HUSABERG CONTINUED | | | | | | | | | | | |
| 500 TC/TE | 85-86 | 206548 | 18.65 | L | 14 | | | 48 | 520 | 116 | |
| 501 FE | 16 | 982665 | 16.77 | L | 13 | | | 50 | 520 | 118 | |
| 501 FE S | 16 | 982673 | 18.07 | L | 15 | | | 45 | 520 | 118 | |
| 501 FE | 14-15 | 982664 | 16.77 | L | 14 | | | 52 | 520 | 118 | |
| 510 SM R | 05 | 206554 | 19.25 | L | 16 | | | 42 | 520 | | |
| 510 TC | 06 | 982668 | 18.15 | L | 14 | | | 50 | 520 | 114 | |
| 510 TE | 05-06 | 982668 | 18.15 | L | 14 | | | 50 | 520 | 116 | |
| 510 SM R | 06-10 | 206553 | 17.60 | L | 15 | | | 42 | 520 | 110 | |
| 510 TC | 07-10 | 982668 | 18.15 | L | 14 | | | 47 | 520 | 116 | |
| 510 TE | 07-10 | 982667 | 17.37 | L | 13 | | | 47 | 520 | 116 | |
| 510 TXC | 09-11 | 982667 | 17.37 | L | 13 | | | 47 | 520 | | |
| 510 TC/TE | 87-89 | 206548 | 18.65 | L | 14 | | | 48 | 520 | 116 | |
| 510 TC | 90-91 | 206550 | 16.85 | L | 12 | | | 48 | 520 | 120 | |
| 510 TE | 90-91 | 206555 | 19.25 | L | 17 | | | 48 | 520 | 120 | |
| 511 TCX | 12 | | | | | | | | | | |
| 511 SM R | 11-12 | 206320 | 10.95 | L | 15 | | | | 520 | | |
| 511 TE | 11-12 | 206320 | 10.95 | L | 15 | | | 51 | 520 | 108 | |
| 530 SM RR | 09 | 982674 | TBA | | | | | | 520 | | |
| 570 TC | 01-03 | 982668 | 18.15 | L | 14 | | | 52 | 520 | | |
| 570 SM (R) | 01-04 | 206554 | 19.25 | L | 16 | | | 48 | 520 | | |
| 570 TE | 01-04 | 206555 | 19.25 | L | 17 | | | 48 | 520 | | |
| 610 TC | 98 | 982667 | 17.37 | L | 13 | | | 52 | 520 | 120 | |
| 610 SM (E) | 99 | 206554 | 19.25 | L | 16 | | | 45 | 520 | | |
| 610 TE | 08-09 | 206553 | 17.60 | L | 15 | | | 45 | 520 | 114 | |
| 610 SM | 08-09 | 206553 | 17.60 | L | 15 | | | 43 | 520 | 112 | |
| 610 SM (S) | 00-08 | 206554 | 19.25 | L | 16 | | | 45 | 520 | 114 | |
| 610 TE | 91-01 | 206555 | 19.25 | L | 17 | | | 48 | 520 | 120 | |
| 610 TC | 91-97 | 206550 | 16.85 | L | 12 | | | 52 | 520 | 120 | |
| 610 TC | 99-00 | 982668 | 18.15 | L | 14 | | | 52 | 520 | 120 | |
| 610 TE (E) ENDURO | 99-07 | 206553 | 17.60 | L | 15 | | | 45 | 520 | | |
| 630 SM | 10 | 206554 | 19.25 | L | 16 | | | 38 | 520 | | |
| 630 SM IE | 10 | 206553 | 17.60 | L | 15 | | | 38 | 520 | 110 | |
| 630 SMS | 11 | 206553 | 17.60 | L | 15 | | | 38 | 520 | | |
| 630 SMR | 03-04 | 206554 | 19.25 | L | 16 | | | 45 | 520 | | |
| 630 TE | 10-11 | 206553 | 17.60 | L | 15 | | | 38 | 520 | 112 | |
| 701 SUPERMOTO | 15 | 206319 | 18.90 | L | 16 | | | 47 | 520 | | |
| 650 TR TERRA | 13-14 | 206319 | 18.90 | L | 16 | | | 47 | 520 | | |
| 650 TR STRADA | 13-14 | 206319 | 18.90 | L | 16 | | | 47 | 520 | | |
| KAWASAKI | | | | | | | | | | | |
| KDX50 A1-A3/A6F | 03-06 | JT56313 | 8.65 | L | 13 | | | 28 | 420 | 78 | |
| KX60 A1-A2 | 83-84 | JT54613 | 8.65 | L | 13 | | | 44 | 420 | 104 | |
| KX60 B1-B19 | 85-03 | JT54613 | 8.65 | L | 13 | | | 44 | 420 | 104 | |
| KX65 A3-A6/A6F-AGF | 02-16 | JT54613 | 8.65 | L | 13 | | | 47 | 420 | 110 | |
| KX65 A3-A6/A6F-AGF
428 CHAIN CONVERSION | 02-16 | JT55513 | 9.50 | L | 13 | | | 47 | 428 | 110 | |
| KX65 A1-A2 | 00-01 | JT54613 | 8.65 | L | 13 | | | 46 | 420 | 108 | |
| KX65 A1-A2 428 CHAIN CONVERSION | 00-01 | JT55513 | 9.50 | L | 13 | | | 46 | 428 | 108 | |
| KV75 A A6-A9 | 77-80 | JT56313 | 8.65 | L | 13 | | | 33 | 420 | 88 | |
| KX80 E1 | 83 | JT54614 | 8.65 | L | 14 | | | 49 | 420 | 118 | |
| KX80 E2 | 84 | JT54614 | 8.65 | L | 14 | | | 50 | 420 | 118 | |
| KX80 E3 | 85 | JT54614 | 8.65 | L | 14 | | | 50 | 420 | 120 | |
| KX80 J2 | 87 | JT54613 | 8.65 | L | 13 | | | 54 | 420 | 126 | |
| KX80 J2 428 CHAIN CONVERSION | 87 | JT55513 | 9.50 | L | 13 | | | 54 | 428 | 126 | |
| KX80 L1 | 88 | JT54614 | 8.65 | L | 14 | | | 48 | 420 | 120 | |
| KX80 L1 428 CHAIN CONVERSION | 88 | JT55514 | 9.50 | L | 14 | | | 48 | 428 | 120 | |
| KX80 N1 | 88 | JT54614 | 8.65 | L | 14 | | | 53 | 420 | 126 | |
| KX80 N1 428 CHAIN CONVERSION | 88 | JT55514 | 9.50 | L | 14 | | | 53 | 428 | 126 | |
| KX80 A1/A2 | 79-80 | JT54614 | 8.65 | L | 14 | | | 50 | 420 | 112 | |
| KD80 M1-M8 | 80-87 | JT126314 | 9.50 | L | 14 | | | 39 | 428 | 98 | |
| KDX80 A1/A2 | 81-82 | JT54614 | 8.65 | L | 14 | | | 50 | 420 | 110 | |
| KX80 C1/C2 | 81-82 | JT54614 | 8.65 | L | 14 | | | 50 | 420 | 120 | |
| KDX80 B2/B3 | 82-83 | JT54614 | 8.65 | L | 14 | | | 50 | 420 | 120 | |
| KDX80 C1-C5 | 84-88 | JT54614 | 8.65 | L | 14 | | | 48 | 420 | 118 | |

accessories

body

handlebar
& gripscables &
levers

exhaust

engine

fuel &
intakeelectrical
& ignition

clutch

drive

bearings

brakes

steering &
suspension

tires

tools &
shop

DIRT BIKE SPROCKETS CONT.

| MODEL | YEAR | FRONT | | | # | REAR | | | # | PITCH | LINKS |
|---|-------|-----------------|--------------|---|----|------|--|----|-----|-------|-------|
| KAWASAKI CONTINUED | | | | | | | | | | | |
| KX80 G1-G2 | 86-87 | JT54613 | 8.65 | L | 13 | | | 49 | 420 | 120 | |
| KX80 G1-G2 428 CHAIN CONVERSION | 86-87 | JT55513 | 9.50 | L | 13 | | | 49 | 428 | 120 | |
| KD80 N1-N3 | 88-90 | JT24915 | 8.65 | L | 15 | | | 34 | 420 | 102 | |
| KX80 L2-L3 | 89-90 | JT54613 | 8.65 | L | 13 | | | 49 | 420 | 120 | |
| KX80 L2-L3 428 CHAIN CONVERSION | 89-90 | JT55513 | 9.50 | L | 13 | | | 49 | 428 | 120 | |
| KX80 N2-N3 | 89-90 | JT54613 | 8.65 | L | 13 | | | 54 | 420 | 126 | |
| KX80 N2-N3 428 CHAIN CONVERSION | 89-90 | JT55513 | 9.50 | L | 13 | | | 54 | 428 | 126 | |
| KX80 T1-T4 (BIG WHEEL) | 91-94 | JT54613 | 8.65 | L | 13 | | | 54 | 420 | 124 | |
| KX80 T1-T4 (BIG WHEEL)
428 CHAIN CONVERSION | 91-94 | JT55513 | 9.50 | L | 13 | | | 54 | 428 | 124 | |
| KX80 R1-R7 | 91-97 | JT54613 | 8.65 | L | 13 | | | 49 | 420 | 118 | |
| KX80 R1-R7 428 CHAIN CONVERSION | 91-97 | JT55513 | 9.50 | L | 13 | | | 49 | 428 | 118 | |
| KX80 W1-W3 | 98-00 | JT54614 | 8.65 | L | 14 | | | 50 | 420 | 120 | |
| KX80 W1-W3 428 CHAIN CONVERSION | 98-00 | JT55514 | 9.50 | L | 14 | | | 50 | 428 | 120 | |
| KX85 B1-B3 BIG WHEEL | 01-03 | JT54613 | 8.65 | L | 13 | | | 51 | 420 | 130 | |
| KX85 B1-B3 BIG WHEEL
428 CHAIN CONVERSION | 01-03 | JT55513 | 9.50 | L | 13 | | | 51 | 428 | 130 | |
| KX85 A1-A5/A6F-ADF/CEF/CFF/CGF | 01-16 | JT54614 | 8.65 | L | 14 | | | 50 | 420 | 120 | |
| KX85 A1-A5/A6F-ADF/CEF/CFF/CGF
428 CHAIN CONVERSION | 01-16 | JT55514 | 9.50 | L | 14 | | | 50 | 428 | 120 | |
| MC90 G | 70-75 | JT126315 | 9.50 | L | 15 | | | 37 | 428 | 106 | |
| KX100 D1-D5/D6F-DDF/FEF/FFF/FGF | 01-16 | JT54613 | 8.65 | L | 13 | | | 51 | 420 | 124 | |
| KX100 D1-D5/D6F-DDF/FEF/FFF/FGF
428 CHAIN CONVERSION | 01-16 | JT55513 | 9.50 | L | 13 | | | 51 | 428 | 124 | |
| G 3,4,5 | 70-75 | JT126314 | 9.50 | L | 14 | | | 42 | 428 | 106 | |
| KD100 M1-M4 | 76-79 | JT126314 | 9.50 | L | 14 | | | 36 | 428 | 96 | |
| KE100 A5-A10 | 76-81 | JT126315 | 9.50 | L | 15 | | | 42 | 428 | 110 | |
| KM100 A1-A7 | 76-82 | JT126314 | 9.50 | L | 14 | | | 36 | 428 | 96 | |
| KE100 B1-B20 | 82-01 | JT126315 | 9.50 | L | 15 | | | 40 | 428 | 112 | |
| KX100 B5-B7 | 95-97 | JT54613 | 8.65 | L | 13 | | | 54 | 420 | 124 | |
| KX100 B5-B7
428 CHAIN CONVERSION | 95-97 | JT55513 | 9.50 | L | 13 | | | 54 | 428 | 124 | |
| KX100 C1-C3 | 98-00 | JT54613 | 8.65 | L | 13 | | | 51 | 420 | 124 | |
| KX100 C1-C3
428 CHAIN CONVERSION | 98-00 | JT55513 | 9.50 | L | 13 | | | 51 | 428 | 124 | |
| KLX110 A1 | 02 | JT24914 | 8.65 | L | 14 | | | 37 | 420 | 88 | |
| KLX110 A2/A3/A4/A6F/A7F/A8F/A9F | 03-09 | JT24914 | 8.65 | L | 14 | | | 33 | 420 | 86 | |
| KLX110 CAF/CBF/CCF/CD/CEF/CFF/CGF | 10-16 | JT24913 | 8.65 | L | 13 | | | 38 | 420 | 90 | |
| KLX110 L DAF/DBF/DCF/DDF/DEF/DFF/DGF | 10-16 | JT24913 | 8.65 | L | 13 | | | 38 | 420 | 90 | |
| KX125 M1 | 03 | 982648 | 12.33 | L | 13 | | | 51 | 520 | 110 | |
| KX125 A4 | 78 | JT126314 | 9.50 | L | 14 | | | 63 | 428 | 130 | |
| KX125 A5 | 79 | JT126314 | 9.50 | L | 14 | | | 60 | 428 | 134 | |
| KX125 A6 | 80 | JT42212 | 10.90 | L | 12 | | | 52 | 520 | 118 | |
| KX125 A7 | 81 | JT42212 | 10.90 | L | 12 | | | 53 | 520 | 118 | |
| KX125 B1 | 82 | JT42213 | 10.90 | L | 13 | | | 51 | 520 | 114 | |
| KX125 B2 | 83 | JT42212 | 10.90 | L | 12 | | | 50 | 520 | 114 | |
| KX125 C1 | 84 | JT42212 | 10.90 | L | 12 | | | 50 | 520 | 112 | |
| KX125 D1 | 85 | JT42212 | 10.90 | L | 12 | | | 47 | 520 | 110 | |
| KX125 E1 | 86 | JT42212 | 10.90 | L | 12 | | | 47 | 520 | 112 | |
| KX125 E2 | 87 | JT42212 | 10.90 | L | 12 | | | 47 | 520 | 110 | |
| KX125 F1 | 88 | JT42212 | 10.90 | L | 12 | | | 47 | 520 | 112 | |
| KX125 G1 | 89 | JT42212 | 10.90 | L | 12 | | | 47 | 520 | 112 | |
| KX125 K5 | 98 | 982647 | 10.70 | L | 12 | | | 48 | 520 | 112 | |
| KX125 L1 | 99 | 982647 | 10.70 | L | 12 | | | 48 | 520 | 112 | |
| KLX125 A1-A3/A6F | 03-06 | JT40914 | 15.70 | L | 14 | | | 51 | 428 | 122 | |
| KLX125 L B1-B3/B6F | 03-06 | JT40914 | 15.70 | L | 14 | | | 57 | 428 | 130 | |
| KX125 M2/M3/M4/M6F/M7F/M8F | 04-08 | 982648 | 12.33 | L | 13 | | | 51 | 520 | 114 | |
| KX125 L2-L4 | 00-02 | 982647 | 10.70 | L | 12 | | | 49 | 520 | 110 | |
| KS125 A | 74-75 | JT126314 | 9.50 | L | 14 | | | 50 | 428 | 118 | |
| KE125 A4-A10 | 76-83 | JT126314 | 9.50 | L | 14 | | | 50 | 428 | 118 | |
| KD125 A3-A5 | 77-79 | JT126314 | 9.50 | L | 14 | | | 50 | 428 | 118 | |
| KX125 H1-H2 | 90-91 | JT42212 | 10.90 | L | 12 | | | 48 | 520 | 112 | |

DIRT BIKE SPROCKETS CONT.

| MODEL | YEAR | FRONT | | | # | REAR | | | # | PITCH | LINKS |
|--|-------|----------|-------|---|----|------|--|----|-----|-------|-------|
| KAWASAKI CONTINUED | | | | | | | | | | | |
| KX125 J1-J2 | 92-93 | JT42212 | 10.90 | L | 12 | | | 49 | 520 | 112 | |
| KX125 K1-K2 | 94-95 | 982647 | 10.70 | L | 12 | | | 49 | 520 | 110 | |
| KX125 K3-K4 | 96-97 | 982648 | 12.33 | L | 13 | | | 50 | 520 | 112 | |
| KLX140 A8F/A9F/AAF/ABF/ACF/ADF/AEF/AFF/AGF | 08-16 | 206113 | 9.10 | L | 14 | | | 50 | 428 | 122 | |
| KLX140 L B8F/B9F/BAF/BBF/BCF/BDF/BEF/BFF/BGF | 08-16 | 206112 | 9.10 | L | 13 | | | 51 | 428 | 126 | |
| KE175 B1-B3 | 76-78 | JT126314 | 9.50 | L | 14 | | | 48 | 428 | 120 | |
| KD175 A1-A4 | 76-79 | JT126314 | 9.50 | L | 14 | | | 48 | 428 | 120 | |
| KDX175 A1-A3 | 80-82 | JT42212 | 10.90 | L | 12 | | | 52 | 520 | 118 | |
| KE175 D2-D5 | 80-83 | JT126314 | 9.50 | L | 14 | | | 44 | 428 | 116 | |
| KDX200 A1 | 83 | JT42213 | 10.90 | L | 13 | | | 48 | 520 | 112 | |
| KDX200 A2-A3 | 84-85 | JT56913 | 12.60 | L | 13 | | | 48 | 520 | 112 | |
| KDX200 C1-C3 | 86-88 | JT56913 | 12.60 | L | 13 | | | 48 | 520 | 110 | |
| KDX200 E1-E6 | 89-94 | JT56913 | 12.60 | L | 13 | | | 47 | 520 | 110 | |
| KDX200 H1-H11/H6F | 95-06 | JT56913 | 12.60 | L | 13 | | | 47 | 520 | 108 | |
| KDX220 A4-A12 | 97-05 | JT56913 | 12.60 | L | 13 | | | 47 | 520 | 108 | |
| KX250 L4 | 02 | 982649 | 11.10 | L | 13 | | | 49 | 520 | 114 | |
| KX250 F-T6F | 06 | 982650 | 16.67 | L | 13 | | | 48 | 520 | 112 | |
| KL250 G9F SUPER SHERPA | 09 | JT56914 | 12.60 | L | 14 | | | 43 | 520 | 102 | |
| KDX250 A1 | 80 | 206404 | 14.50 | L | 14 | | | 50 | 520 | 110 | |
| KDX250 B1 | 81 | JT50713 | 14.50 | L | 13 | | | 50 | 520 | 116 | |
| KDX250 B2 | 82 | 206404 | 14.50 | L | 14 | | | 52 | 520 | 118 | |
| KX250 B1 | 82 | 206404 | 14.50 | L | 14 | | | 48 | 520 | 114 | |
| KX250 D1 | 85 | 206404 | 14.50 | L | 14 | | | 50 | 520 | 112 | |
| KX250 D2 | 86 | 206404 | 14.50 | L | 14 | | | 48 | 520 | 114 | |
| KX250 E1 | 87 | JT56914 | 12.60 | L | 14 | | | 47 | 520 | 114 | |
| KX250 F1 | 88 | JT56914 | 12.60 | L | 14 | | | 47 | 520 | 114 | |
| KX250 G1 | 89 | JT56914 | 12.60 | L | 14 | | | 47 | 520 | 114 | |
| KX250 K4 | 97 | JT56913 | 12.60 | L | 13 | | | 49 | 520 | 114 | |
| KX250 K5 | 98 | JT56913 | 12.60 | L | 13 | | | 48 | 520 | 114 | |
| KX250 M1-M2 | 03-04 | 982649 | 11.10 | L | 13 | | | 49 | 520 | 114 | |
| KX250 F-N1/N2 | 04-05 | JT43013 | 13.05 | L | 13 | | | 48 | 520 | 114 | |
| KX250 R1/R6F/R7F/R8F | 05-08 | 982649 | 11.10 | L | 13 | | | 51 | 520 | 116 | |
| KLX250 H6F/H7F (KLX250 S) | 06-07 | 206424 | 16.05 | L | 14 | | | 42 | 520 | 106 | |
| KX250 F-T7F/T8F/W9F/XAFB | 07-10 | 982650 | 16.67 | L | 13 | | | 48 | 520 | 112 | |
| KLX250 SF W9F/WAF | 09-10 | 206424 | 16.05 | L | 14 | | | 39 | 520 | 104 | |
| KLX250 T9F/TAF/TBF/TCF/TDF/TEF (KLX250 S) | 09-14 | 206424 | 16.05 | L | 14 | | | 42 | 520 | 106 | |
| KX250 F-YBF/YCF/ZDF/ZEF/ZFF/ZGF | 11-16 | 982650 | 16.67 | L | 13 | | | 50 | 520 | 112 | |
| KL250 G4-G7 SUPER SHERPA | 00-03 | JT56914 | 12.60 | L | 14 | | | 43 | 520 | 102 | |
| KE250 B1-B3 | 77-79 | 206404 | 14.50 | L | 14 | | | 39 | 520 | 98 | |
| KL250 A1/A2/A1A | 78-79 | JT56914 | 12.60 | L | 14 | | | 40 | 520 | 96 | |
| KLX250 A1/A2 | 79-80 | JT56914 | 12.60 | L | 14 | | | 46 | 520 | 108 | |
| KX250 A5-A7 | 79-81 | 206404 | 14.50 | L | 14 | | | 50 | 520 | 114 | |
| KL250 A3-A5 | 80-82 | JT56914 | 12.60 | L | 14 | | | 40 | 520 | 96 | |
| KDX250 B3-B4 | 83-84 | 206404 | 14.50 | L | 14 | | | 50 | 520 | 116 | |
| KL250 C1-C2 | 83-84 | JT56914 | 12.60 | L | 14 | | | 40 | 520 | 96 | |
| KX250 C1-C2 | 83-84 | 206404 | 14.50 | L | 14 | | | 50 | 520 | 114 | |
| KL250 D2-D22 (KLR 250) | 85-05 | 206425 | 16.05 | L | 15 | | | 44 | 520 | 104 | |
| KX250 H1-H2 | 90-91 | JT56914 | 12.60 | L | 14 | | | 48 | 520 | 114 | |
| KDX250 D1-D4 | 91-94 | JT56914 | 12.60 | L | 14 | | | 48 | 520 | 112 | |
| KX250 J1-J2 | 92-93 | JT56914 | 12.60 | L | 14 | | | 49 | 520 | 114 | |
| KLX250 D2-D4 (KLX250 R) | 94-96 | JT56914 | 12.60 | L | 14 | | | 50 | 520 | 110 | |
| KX250 K1-K3 | 94-96 | JT56914 | 12.60 | L | 14 | | | 49 | 520 | 112 | |
| KX250 L1-L3 | 99-01 | 982649 | 11.10 | L | 13 | | | 48 | 520 | 114 | |
| KLX300 A8/A9/A10/A6F/A7F (KLX 300 R) | 03-07 | 982651 | 11.10 | L | 14 | | | 50 | 520 | 110 | |
| KLX300 A2-A7 | 97-02 | JT56914 | 12.60 | L | 14 | | | 50 | 520 | 110 | |
| KLX400 B1 (KLX 400 R) | 03 | 982652 | 16.57 | L | 14 | | | 47 | 520 | 112 | |
| KLX400 A1 (KLX 400 SR) | 03 | 982653 | 18.08 | L | 15 | | | 44 | 520 | 112 | |
| KDX400 A1 | 79 | 206405 | 15.25 | L | 15 | | | 48 | 520 | 110 | |
| KDX400 A2 | 80 | 206405 | 15.25 | L | 15 | | | 50 | 520 | 112 | |
| KX420 A1 | 80 | 206404 | 14.50 | L | 14 | | | 48 | 520 | 118 | |
| KX420 A2 | 81 | 206405 | 15.25 | L | 15 | | | 48 | 520 | 118 | |

accessories

body

handlebar
& gripscables &
levers

exhaust

engine

fuel &
intakeelectrical
& ignition

clutch

drive

bearings

brakes

steering &
suspension

tires

tools &
shop

DIRT BIKE SPROCKETS CONT.

| MODEL | YEAR | FRONT | | | # | REAR | # | PITCH | LINKS |
|--|-------|----------------|--------------|---|----|------|----|-------|-------|
| KAWASAKI CONTINUED | | | | | | | | | |
| KDX420 B1 | 81 | 206405 | 15.25 | L | 15 | | 50 | 520 | 120 |
| KDX450 A1 | 82 | 206405 | 15.25 | L | 15 | | 50 | 520 | 120 |
| KX450 F-D6F/D7F/D8F/E9F/EAF/EBF/
FCF/FDF/FEF/FFF/FGF | 06-16 | 982654 | 13.85 | L | 13 | | 50 | 520 | 114 |
| KLX450R A8F/A9F/AAF/ABF/ACF/ADF/
AEF | 08-14 | 982654 | 13.85 | L | 13 | | 50 | 520 | 114 |
| KX500 A1 | 83 | 206404 | 14.50 | L | 14 | | 43 | 520 | 112 |
| KX500 A2 | 84 | 206405 | 15.25 | L | 15 | | 46 | 520 | 112 |
| KX500 B1 | 85 | 206404 | 14.50 | L | 14 | | 46 | 520 | 112 |
| KX500 B2 | 86 | 206404 | 14.50 | L | 14 | | 48 | 520 | 114 |
| KX500 C1 | 87 | JT56914 | 12.60 | L | 14 | | 47 | 520 | 114 |
| KX500 D1 | 88 | JT56914 | 12.60 | L | 14 | | 47 | 520 | 114 |
| KX500 E1-E16 | 89-04 | JT56914 | 12.60 | L | 14 | | 47 | 520 | 114 |
| KLE500 A1/A2 | 91-92 | JT51216 | 16.85 | L | 16 | | 44 | 520 | 108 |
| KL600 A1,A1L (KLR) | 84 | JT51215 | 16.85 | L | 15 | | 43 | 520 | 104 |
| KL600 B1-B2 (KLR) | 85-86 | JT51215 | 16.85 | L | 15 | | 43 | 520 | 104 |
| KL650 A1-A3 (KLR) | 87-89 | 206425 | 16.05 | L | 15 | | 43 | 520 | 106 |
| KL650 A4-A19/A6F/A7F/E8F/E9F/EAF/
EBF/ECF/EDF/EEF/EFF/EGF (KLR) | 90-16 | JT51115 | 22.55 | L | 15 | | 43 | 520 | 106 |
| KL650 B2-B3 TENGAI | 90-91 | JT51115 | 22.55 | L | 15 | | 43 | 520 | 106 |
| KLX650 A1-A3, D1 (KLX650 R) | 93-96 | JT51114 | 22.55 | L | 14 | | 49 | 520 | 110 |
| KLX650 C1-C4 | 93-96 | JT51115 | 22.55 | L | 15 | | 43 | 520 | 112 |
| KTM | | | | | | | | | |
| 65 SX | 04-11 | 206185 | 9.90 | L | 14 | | 50 | 420 | 112 |
| 65 XC | 08-09 | 206185 | 9.90 | L | 14 | | 50 | 420 | |
| 65 SX | 12-16 | 206185 | 9.90 | L | 14 | | 48 | 420 | 112 |
| 85 SX | 04-16 | 206187 | 9.90 | L | 14 | | 46 | 428 | 124 |
| 85 SX LW | 04-16 | 206187 | 9.90 | L | 14 | | 49 | 428 | 122 |
| 85 XC | 08-09 | 206187 | 9.90 | L | 14 | | 46 | 428 | 124 |
| 105 SX | 07-11 | 206187 | 9.90 | L | 14 | | 49 | 428 | 118 |
| 105 XC | 08-09 | 206187 | 9.90 | L | 14 | | 49 | 428 | 118 |
| 125 ENDURO | 88 | 982665 | 16.77 | L | 13 | | 50 | 520 | 112 |
| 125 ENDURO | 89 | 982665 | 16.77 | L | 13 | | 48 | 520 | 110 |
| 125 ENDURO | 90 | 982665 | 16.77 | L | 13 | | 50 | 520 | 112 |
| 125 MX | 90 | 982665 | 16.77 | L | 13 | | 52 | 520 | 114 |
| 125 EXC ENDURO | 04-10 | 982664 | 16.77 | L | 14 | | 42 | 520 | |
| 125 SX MOTOCROSS | 05-16 | 982665 | 16.77 | L | 13 | | 50 | 520 | 118 |
| 125 EXE ENDURO | 00-01 | 982675 | TBA | | | | | 520 | 108 |
| 125 ENDURO | 86-87 | 982665 | 16.77 | L | 13 | | 52 | 520 | 114 |
| 125 MX | 88-89 | 982665 | 16.77 | L | 13 | | 50 | 520 | 112 |
| 125 EXC ENDURO | 91-03 | 982665 | 16.77 | L | 13 | | 50 | 520 | 118 |
| 125 ENDURO | 91-94 | 982665 | 16.77 | L | 13 | | 48 | 520 | 110 |
| 125 EGS | 92-99 | 982665 | 16.77 | L | 13 | | 45 | 520 | 118 |
| 125 SX MOTOCROSS | 93-04 | 982665 | 16.77 | L | 13 | | 50 | 520 | 118 |
| 144 SX | 08 | 982664 | 16.77 | L | 14 | | 50 | 520 | 118 |
| 150 SX MOTOCROSS | 08-14 | 982664 | 16.77 | L | 14 | | 50 | 520 | 120 |
| 150 XC | 10-15 | 982665 | 16.77 | L | 13 | | 50 | 520 | 118 |
| 150 SX MOTOCROSS | 15-16 | 982665 | 16.77 | L | 13 | | 48 | 520 | 120 |
| 200 MXC ENDURO | 98 | 982664 | 16.77 | L | 14 | | 50 | 520 | 118 |
| 200 SX | 03-06 | 982664 | 16.77 | L | 14 | | 45 | 520 | |
| 200 XC ENDURO | 06-09 | 982664 | 16.77 | L | 14 | | 48 | 520 | 118 |
| 200 XC-W ENDURO | 06-16 | 982664 | 16.77 | L | 14 | | 48 | 520 | 118 |
| 200 MXC ENDURO | 99-04 | 982664 | 16.77 | L | 14 | | 48 | 520 | |
| 200 EXC ENDURO | 99-05 | 982664 | 16.77 | L | 14 | | 48 | 520 | |
| 250 EXC RACING | 02 | 982664 | 16.77 | L | 14 | | 48 | 520 | |
| 250 EXC RACING | 03 | 982664 | 16.77 | L | 14 | | 45 | 520 | |
| 250 SX MOTOCROSS | 04 | 982665 | 16.77 | L | 13 | | 50 | 520 | |
| 250 EXC ENDURO | 05 | 982665 | 16.77 | L | 13 | | 50 | 520 | |
| 250 XC ENDURO | 16 | 982665 | 16.77 | L | 13 | | 50 | 520 | 118 |
| 250 XCF-W ENDURO | 16 | 982665 | 16.77 | L | 13 | | 52 | 520 | 118 |
| 250 ENDURO | 88 | 982665 | 16.77 | L | 13 | | 50 | 520 | 114 |

DIRT BIKE SPROCKETS CONT.

| MODEL | YEAR | FRONT | | | # | REAR | | | # | PITCH | LINKS |
|--------------------------|-------|----------|-------|---|----|------|--|----|-----|-------|-------|
| KTM CONTINUED | | | | | | | | | | | |
| 250 MX | 88 | 982665 | 16.77 | L | 13 | | | 50 | 520 | 114 | |
| 250 ENDURO | 89 | 982665 | 16.77 | L | 13 | | | 52 | 520 | 116 | |
| 250 MX | 89 | 982665 | 16.77 | L | 13 | | | 52 | 520 | 116 | |
| 250 ENDURO | 90 | 982665 | 16.77 | L | 13 | | | 50 | 520 | 116 | |
| 250 EXC ENDURO | 95 | 982665 | 16.77 | L | 13 | | | 50 | 520 | | |
| 250 SX MOTOCROSS | 95 | 982665 | 16.77 | L | 13 | | | 50 | 520 | 116 | |
| 250 EXC RACING | 04-05 | 982673 | 18.07 | L | 15 | | | 45 | 520 | | |
| 250 SX MOTOCROSS | 05-16 | 982665 | 16.77 | L | 13 | | | 48 | 520 | 116 | |
| 250 XC ENDURO | 06-07 | 982665 | 16.77 | L | 13 | | | 50 | 520 | 114 | |
| 250 XC-F ENDURO | 06-11 | 982665 | 16.77 | L | 13 | | | 48 | 520 | 118 | |
| 250 SX-F | 06-12 | 982665 | 16.77 | L | 13 | | | 48 | 520 | 118 | |
| 250 XCF-W ENDURO | 07-11 | 982665 | 16.77 | L | 13 | | | 52 | 520 | 118 | |
| 250 XC ENDURO | 08-15 | 982664 | 16.77 | L | 14 | | | 50 | 520 | 114 | |
| 250 XCF-W SIX DAYS | 11-16 | 982665 | 16.77 | L | 13 | | | 52 | 520 | 118 | |
| 250 XCF-W ENDURO | 12-15 | 982665 | 16.77 | L | 13 | | | 50 | 520 | 118 | |
| 250 XC-F ENDURO | 12-16 | 982665 | 16.77 | L | 13 | | | 50 | 520 | 118 | |
| 250 XC-W ENDURO | 12-16 | 982665 | 16.77 | L | 13 | | | 50 | 520 | 118 | |
| 250 SX-F | 13-16 | 982665 | 16.77 | L | 13 | | | 50 | 520 | 118 | |
| 250 ENDURO | 81-87 | 982665 | 16.77 | L | 13 | | | 52 | 520 | 114 | |
| 250 MX | 83-87 | 982665 | 16.77 | L | 13 | | | 52 | 520 | 114 | |
| 250 MX | 90-95 | 982665 | 16.77 | L | 13 | | | 50 | 520 | 114 | |
| 250 EGS | 90-99 | 982673 | 18.07 | L | 15 | | | 48 | 520 | | |
| 250 EXC ENDURO | 91-94 | 982664 | 16.77 | L | 14 | | | 50 | 520 | 116 | |
| 250 SX MOTOCROSS | 96-03 | 982664 | 16.77 | L | 14 | | | 50 | 520 | 116 | |
| 250 EXC ENDURO | 96-04 | 982664 | 16.77 | L | 14 | | | 52 | 520 | 118 | |
| 250 MXC MOTOCROSS | 98-02 | 982664 | 16.77 | L | 14 | | | 52 | 520 | 118 | |
| 300 EXC ENDURO | 04 | 982665 | 16.77 | L | 13 | | | 42 | 520 | | |
| 300 EXC ENDURO | 05 | 982665 | 16.77 | L | 13 | | | 50 | 520 | | |
| 300 XC ENDURO | 16 | 982665 | 16.77 | L | 13 | | | 50 | 520 | | |
| 300 MX | 90 | 982664 | 16.77 | L | 14 | | | 48 | 520 | 116 | |
| 300 EXC ENDURO | 98 | 982664 | 16.77 | L | 14 | | | 52 | 520 | | |
| 300 EXC ENDURO | 99 | 982664 | 16.77 | L | 14 | | | 50 | 520 | 118 | |
| 300 MXC MOTOCROSS | 03-05 | 982665 | 16.77 | L | 13 | | | 50 | 520 | | |
| 300 XC ENDURO | 06-15 | 982664 | 16.77 | L | 14 | | | 50 | 520 | | |
| 300 XC-W ENDURO | 06-16 | 982665 | 16.77 | L | 13 | | | 50 | 520 | | |
| 300 EXC ENDURO | 00-03 | 982664 | 16.77 | L | 14 | | | 52 | 520 | | |
| 300 XC-W ENDURO SIX DAYS | 14-16 | 982665 | 16.77 | L | 13 | | | 50 | 520 | | |
| 300 ENDURO | 90-95 | 982664 | 16.77 | L | 14 | | | 50 | 520 | 116 | |
| 300 EGS | 90-98 | 982673 | 18.07 | L | 15 | | | 48 | 520 | | |
| 300 MX | 91-94 | 982664 | 16.77 | L | 14 | | | 50 | 520 | 116 | |
| 300 SX MOTOCROSS | 93-95 | 982664 | 16.77 | L | 14 | | | 50 | 520 | | |
| 300 MXC MOTOCROSS | 95-02 | 982664 | 16.77 | L | 14 | | | 50 | 520 | 118 | |
| 300 EXC ENDURO | 95-97 | 982664 | 16.77 | L | 14 | | | 50 | 520 | | |
| 350 XCF-W SIX DAYS | 15 | 982665 | 16.77 | L | 13 | | | 52 | 520 | 118 | |
| 350 EXC-F | 16 | 982664 | 16.77 | L | 14 | | | 52 | 520 | 118 | |
| 350 XC-F | 16 | 982664 | 16.77 | L | 14 | | | 50 | 520 | 118 | |
| 350 MX | 89 | 982665 | 16.77 | L | 13 | | | 50 | 520 | 116 | |
| 350 SX-F | 11-16 | 982664 | 16.77 | L | 14 | | | 50 | 520 | 118 | |
| 350 XC-F | 12-13 | 982664 | 16.77 | L | 14 | | | 50 | 520 | 118 | |
| 350 XCF-W | 12-15 | 982665 | 16.77 | L | 13 | | | 52 | 520 | 118 | |
| 350 EXC-F | 14-15 | 982664 | 16.77 | L | 14 | | | 45 | 520 | 118 | |
| 350 XC-F | 14-15 | 982665 | 16.77 | L | 13 | | | 52 | 520 | 118 | |
| 350 ENDURO | 84-87 | 982665 | 16.77 | L | 13 | | | 52 | 520 | | |
| 350 ENDURO | 88-89 | 982665 | 16.77 | L | 13 | | | 50 | 520 | | |
| 350 LC4 ENDURO | 93-94 | JT190214 | 17.75 | L | 14 | | | 50 | 520 | | |
| 360 EGS | 96-97 | 982673 | 18.07 | L | 15 | | | 40 | 520 | 118 | |
| 360 EXC ENDURO | 96-97 | 982664 | 16.77 | L | 14 | | | 50 | 520 | 118 | |
| 360 MXC | 96-97 | 982664 | 16.77 | L | 14 | | | 52 | 520 | 118 | |
| 360 SX MOTOCROSS | 96-97 | 982664 | 16.77 | L | 14 | | | 50 | 520 | 118 | |
| 380 EXC ENDURO | 98-02 | 982664 | 16.77 | L | 14 | | | 52 | 520 | 118 | |
| 380 MXC MOTOCROSS | 98-02 | 982664 | 16.77 | L | 14 | | | 52 | 520 | 118 | |
| 380 SX MOTOCROSS | 98-02 | 982664 | 16.77 | L | 14 | | | 50 | 520 | 118 | |
| 390 DUKE | 13-16 | | | | 15 | | | 45 | 520 | | |
| 390 RC | 14-16 | | | | 15 | | | 45 | 520 | | |

accessories

body

handlebar
& gripscables &
levers

exhaust

engine

fuel &
intakeelectrical
& ignition

clutch

drive

bearings

brakes

steering &
suspension

tires

tools &
shop

DIRT BIKE SPROCKETS CONT.

| MODEL | YEAR | FRONT | | | # | REAR | # | PITCH | LINKS |
|--------------------------|-------|----------|-------|------|---|------|----|-------|-------|
| KTM CONTINUED | | | | | | | | | |
| 400 EXC ENDURO RACING | 05 | 982664 | 16.77 | L 14 | | | 50 | 520 | |
| 400 EXC-G ENDURO RACING | 06 | 982664 | 16.77 | L 14 | | | 50 | 520 | |
| 400 XC-G ENDURO RACING | 06 | 982664 | 16.77 | L 14 | | | 50 | 520 | |
| 400 SX MOTOCROSS | 98 | JT190214 | 17.75 | L 14 | | | 50 | 520 | |
| 400 EXC ENDURO RACING | 01-02 | 982664 | 16.77 | L 14 | | | 50 | 520 | 118 |
| 400 MXC RACING | 01-02 | 982664 | 16.77 | L 14 | | | 50 | 520 | 118 |
| 400 EXC ENDURO RACING | 03-04 | 982673 | 18.07 | L 15 | | | 50 | 520 | |
| 400 XC-W | 07-10 | 982665 | 16.77 | L 13 | | | 52 | 520 | 118 |
| 400 EXC RACING | 00-02 | 982664 | 16.77 | L 14 | | | 50 | 520 | |
| 400 LC4 ENDURO | 93-96 | JT190214 | 17.75 | L 14 | | | 50 | 520 | |
| 400 RXC | 94-98 | JT190216 | 19.90 | L 16 | | | 45 | 520 | 118 |
| 400 DUKE | 95-96 | JT190216 | 19.90 | L 16 | | | 42 | 520 | |
| 400 SC SUPER COMPETITION | 95-96 | JT190214 | 17.75 | L 14 | | | 50 | 520 | |
| 400 LC4 EGS-E | 96-97 | JT190215 | 17.75 | L 15 | | | 50 | 520 | |
| 400 SC SUPER COMPETITION | 97-00 | JT190216 | 19.90 | L 16 | | | 48 | 520 | |
| 400 LC4 ENDURO | 97-01 | JT190215 | 17.75 | L 15 | | | 45 | 520 | |
| 400 LSE | 97-98 | JT190215 | 17.75 | L 15 | | | 45 | 520 | |
| 400 SX RACING | 99-02 | 982664 | 16.77 | L 14 | | | 50 | 520 | 118 |
| 420 ENDURO | 81-83 | 982664 | 16.77 | L 14 | | | 52 | 520 | 116 |
| 420 MX | 81-83 | 982664 | 16.77 | L 14 | | | 52 | 520 | 116 |
| 440 MXC | 94 | 982664 | 16.77 | L 14 | | | 48 | 520 | 118 |
| 440 SX | 94 | 982665 | 16.77 | L 13 | | | 50 | 520 | 118 |
| 440 MXC | 95 | 982664 | 16.77 | L 14 | | | 50 | 520 | 118 |
| 440 EXC | 94-95 | 982664 | 16.77 | L 14 | | | 48 | 520 | 118 |
| 450 SX RACING | 03 | 982664 | 16.77 | L 14 | | | 50 | 520 | |
| 450 MXC RACING | 05 | 982664 | 16.77 | L 14 | | | 50 | 520 | |
| 450 SMC | 06 | 982664 | 16.77 | L 14 | | | 45 | 520 | |
| 450 EXC-F | 11 | 982664 | 16.77 | L 14 | | | 52 | 520 | |
| 450 RR | 14 | 982673 | 18.07 | L 15 | | | 48 | 520 | |
| 450 SX-F | 16 | 982665 | 16.77 | L 13 | | | 48 | 520 | 116 |
| 450 XC-F | 16 | 982665 | 16.77 | L 13 | | | 48 | 520 | 116 |
| 450 MXC RACING | 03-04 | 982673 | 18.07 | L 15 | | | 45 | 520 | |
| 450 EXC RACING | 03-11 | 982673 | 18.07 | L 15 | | | 45 | 520 | |
| 450 SX RACING | 04-06 | 982664 | 16.77 | L 14 | | | 52 | 520 | |
| 450 SMR | 04-07 | 982664 | 16.77 | L 14 | | | 45 | 520 | 120 |
| 450 XC-W | 07-09 | 982664 | 16.77 | L 14 | | | 50 | 520 | 116 |
| 450 SX-F | 07-13 | 982664 | 16.77 | L 14 | | | 52 | 520 | 116 |
| 450 SMR | 08-14 | 982664 | 16.77 | L 14 | | | 48 | 520 | 118 |
| 450 XC-W SIX DAYS | 10-11 | 982665 | 16.77 | L 13 | | | 52 | 520 | |
| 450 XC-W | 12-16 | 982665 | 16.77 | L 13 | | | 52 | 520 | |
| 450 SX-F FACTORY EDITION | 13-15 | 982664 | 16.77 | L 14 | | | 52 | 520 | 116 |
| 450 SX-F | 14-15 | 982665 | 16.77 | L 13 | | | 50 | 520 | 116 |
| 450 XC-F | 14-15 | 982665 | 16.77 | L 13 | | | 50 | 520 | |
| 495 MX | 81-84 | 982664 | 16.77 | L 14 | | | 52 | 520 | 116 |
| 500 EXC SX DAYS | 16 | 982664 | 16.77 | L 14 | | | 50 | 520 | |
| 500 MX | 90 | 982664 | 16.77 | L 14 | | | 52 | 520 | 116 |
| 500 SX MOTOCROSS | 95 | 982664 | 16.77 | L 14 | | | 50 | 520 | |
| 500 XC-W | 12-16 | 982665 | 16.77 | L 13 | | | 50 | 520 | 118 |
| 500 EXC | 14-16 | 982664 | 16.77 | L 14 | | | 50 | 520 | |
| 500 MX | 85-87 | 982664 | 16.77 | L 14 | | | 52 | 520 | 116 |
| 500 MX | 88-89 | 982664 | 16.77 | L 14 | | | 50 | 520 | 116 |
| 500 MX | 91-93 | 982664 | 16.77 | L 14 | | | 50 | 520 | 116 |
| 505 XC-W | 08 | 982664 | 16.77 | L 14 | | | 52 | 520 | 116 |
| 505 SX-F | 07-09 | 982664 | 16.77 | L 14 | | | 52 | 520 | 118 |
| 505 XC-F | 08-09 | 982664 | 16.77 | L 14 | | | 52 | 520 | 116 |
| 520 MXC RACING | 01-02 | 982664 | 16.77 | L 14 | | | 48 | 520 | 118 |
| 520 EXC RACING | 00-02 | 982664 | 16.77 | L 14 | | | 48 | 520 | |
| 520 SX MOTOCROSS RACING | 99-02 | 982664 | 16.77 | L 14 | | | 48 | 520 | 118 |
| 525 EXC-G RACING | 06 | 982664 | 16.77 | L 14 | | | 50 | 520 | |
| 525 XC-G RACING | 06 | 982664 | 16.77 | L 14 | | | 50 | 520 | |
| 525 XC DESERT RACING | 06 | 982664 | 16.77 | L 14 | | | 50 | 520 | |
| 525 SMC | 06 | 982664 | 16.77 | L 14 | | | 45 | 520 | |
| 525 SX RACING | 06 | 982664 | 16.77 | L 14 | | | 48 | 520 | |
| 525 EXC RACING | 03-05 | 982673 | 18.07 | L 15 | | | 45 | 520 | |

DIRT BIKE SPROCKETS CONT.

| MODEL | YEAR | FRONT | | | # | REAR | | | # | PITCH | LINKS |
|--|-------|----------|-------|---|----|------|--|----|-----|-------|-------|
| KTM CONTINUED | | | | | | | | | | | |
| 525 MXC DESERT RACING | 03-05 | 982673 | 18.07 | L | 15 | | | 45 | 520 | | |
| 525 SX RACING | 03-05 | 982664 | 16.77 | L | 14 | | | 48 | 520 | | |
| 525 SMR | 04-05 | 982664 | 16.77 | L | 14 | | | 45 | 520 | | |
| 530 EXC | 08-11 | 982664 | 16.77 | L | 14 | | | 45 | 520 | 118 | |
| 530 XC-W SIX DAYS | 10-11 | 982673 | 18.07 | L | 15 | | | 45 | 520 | 118 | |
| 560 SMR | 06-07 | 982664 | 16.77 | L | 14 | | | 45 | 520 | | |
| 600 LC4 MX | 89 | JT190215 | 17.75 | L | 15 | | | 52 | 520 | 114 | |
| 600 LC4 ENDURO | 90 | JT190215 | 17.75 | L | 15 | | | 45 | 520 | | |
| 600 LC4 ENDURO | 88-89 | JT190215 | 17.75 | L | 15 | | | 45 | 520 | 114 | |
| 600 LC4 MX | 90-92 | JT190215 | 17.75 | L | 15 | | | 52 | 520 | 116 | |
| 600 LC4 ENDURO | 91-93 | JT190215 | 17.75 | L | 15 | | | 50 | 520 | 116 | |
| 620 LC4 ENDURO | 94 | JT190215 | 17.75 | L | 15 | | | 50 | 520 | | |
| 620 LC4 EGS | 94-98 | JT190214 | 17.75 | L | 14 | | | 50 | 520 | | |
| 620 LC4 ENDURO | 95-96 | JT190214 | 17.75 | L | 14 | | | 50 | 520 | | |
| 620 SC SUPER COMPETITION | 95-96 | JT190215 | 17.75 | L | 15 | | | 50 | 520 | | |
| 620 LC4 DUKE | 95-98 | JT190217 | 19.90 | L | 17 | | | 38 | 520 | | |
| 620 LC4 SX MOTOCROSS | 95-98 | JT190215 | 17.75 | L | 15 | | | 50 | 520 | | |
| 620 LC4 RXE | 95-98 | JT190216 | 19.90 | L | 16 | | | 40 | 520 | | |
| 620 LC4 E ENDURO | 97-98 | JT190216 | 19.90 | L | 16 | | | 50 | 520 | | |
| 620 LSE | 97-98 | JT190216 | 19.90 | L | 16 | | | 40 | 520 | | |
| 620 SC SUPER COMPETITION | 97-99 | JT190214 | 17.75 | L | 14 | | | 50 | 520 | | |
| 625 LC4 SC SUPERMOTO | 02 | JT190216 | 19.90 | L | 16 | | | 42 | 520 | | |
| 625 LC4 SUPERCOMPETITION | 02 | JT190215 | 17.75 | L | 15 | | | 42 | 520 | | |
| 625 SMC | 04 | JT190216 | 19.90 | L | 16 | | | 38 | 520 | | |
| 625 SXC | 03-06 | JT190216 | 19.90 | L | 16 | | | 40 | 520 | | |
| 625 SMC | 05-06 | JT190217 | 19.90 | L | 17 | | | 40 | 520 | | |
| 640 LC4 DUKE II | 04-06 | JT190217 | 19.90 | L | 17 | | | 42 | 520 | | |
| 640 LC4 DUKE II | 00-03 | JT190217 | 19.90 | L | 17 | | | 38 | 520 | | |
| 640 LC4 E ENDURO | 00-05 | JT190216 | 19.90 | L | 16 | | | 42 | 520 | | |
| 640 LC4 ADVENTURE | 99-06 | JT190216 | 19.90 | L | 16 | | | 42 | 520 | | |
| 640 LC4 SUPER MOTO | 99-06 | JT190217 | 19.90 | L | 17 | | | 42 | 520 | | |
| 660 SMC | 03-04 | JT190216 | 19.90 | L | 16 | | | 38 | 520 | | |
| 660 SMC | 05-06 | JT190217 | 19.90 | L | 17 | | | 40 | 520 | | |
| 950 LC8 ADVENTURE | 03-06 | 206182 | 28.60 | L | 17 | | | 42 | 525 | | |
| 950 LC8 ADVENTURE S | 04-06 | 206182 | 28.60 | L | 17 | | | 42 | 525 | | |
| 950 SUPER ENDURO R | 06-10 | JT190416 | 28.60 | L | 16 | | | 45 | 525 | | |
| 950 SUPER MOTO | 06-10 | 206182 | 28.60 | L | 17 | | | 41 | 525 | | |
| SUZUKI | | | | | | | | | | | |
| JR50 RD | 83 | JT56313 | 8.65 | L | 13 | | | 28 | 420 | 78 | |
| RM50 C/N/T | 78-80 | JT56312 | 8.65 | L | 12 | | | 42 | 420 | 92 | |
| JR50 C/N/T/X/Z | 78-82 | JT56313 | 8.65 | L | 13 | | | 28 | 420 | 78 | |
| JR50 F/G/H/J/K/L/M/N/P/R/S/T/V/W/X/Y/
K1/K2/K3/K4/K5/K6 | 85-06 | JT56313 | 8.65 | L | 13 | | | 28 | 420 | 78 | |
| RM60 K3 | 03 | JT54613 | 8.65 | L | 13 | | | 44 | 420 | 104 | |
| RM60 N | 79 | JT56312 | 8.65 | L | 12 | | | 44 | 420 | 94 | |
| RM60 T/X/Z/D | 80-83 | JT56312 | 8.65 | L | 12 | | | 42 | 420 | 92 | |
| RM65 K3/K4/K5 | 03-05 | JT54613 | 8.65 | L | 13 | | | 47 | 420 | 110 | |
| RM65 K3/K4/K5 | 03-05 | JT55513 | 9.50 | L | 13 | | | 47 | 428 | 110 | |
| 428 CHAIN CONVERSION | | | | | | | | | | | |
| DR-Z70 K8/K9/L0/L1/L2/L3/L4/L5/L6 | 09-16 | JT42813 | 9.50 | L | 13 | | | 33 | 428 | | |
| TM75 L/M/A | 74-76 | 206472 | 8.65 | L | 15 | | | 42 | 420 | 110 | |
| TS75 M/A/B | 75-77 | 206472 | 8.65 | L | 15 | | | 42 | 420 | 110 | |
| JR80 K4 | 04 | JT42812 | 9.50 | L | 12 | | | 34 | 428 | 112 | |
| RM80 B | 77 | JT42813 | 9.50 | L | 13 | | | 46 | 428 | 130 | |
| RM80 C | 78 | 206360 | 9.50 | L | 14 | | | 42 | 428 | 104 | |
| RM80 N | 79 | 206360 | 9.50 | L | 14 | | | 48 | 428 | 110 | |
| RM80 Z | 82 | JT126313 | 9.50 | L | 13 | | | 52 | 428 | 116 | |
| RM80 D | 83 | JT126313 | 9.50 | L | 13 | | | 50 | 428 | 118 | |
| DS80 C/N | 78-79 | 206360 | 9.50 | L | 14 | | | 40 | 428 | 88 | |
| RM80 T/X | 80-81 | 206360 | 9.50 | L | 14 | | | 50 | 428 | 112 | |
| DS80 T/X/Z | 80-82 | JT42812 | 9.50 | L | 12 | | | 34 | 428 | 96 | |
| DS80 D/F/G/H/J/K/L/M/N/P/R/S/T/V/W/
X/Y/K1/K2/K3 | 82-03 | JT42812 | 9.50 | L | 12 | | | 34 | 428 | 96 | |

accessories

body

handlebar
& gripscables &
levers

exhaust

engine

fuel &
intakeelectrical
& ignition

clutch

drive

bearings

brakes

steering &
suspension

tires

tools &
shop

DIRT BIKE SPROCKETS CONT.

- accessories
- body
- handlebar & grips
- cables & levers
- exhaust
- engine
- fuel & intake
- electrical & ignition
- clutch
- drive**
- bearings
- brakes
- steering & suspension
- tires
- tools & shop

| MODEL | YEAR | FRONT | | | # | REAR | # | PITCH | LINKS |
|---|-------|-----------------|--------------|---|----|------|----|-------|-------|
| SUZUKI CONTINUED | | | | | | | | | |
| JR80 D/F/G/H/J/K/L/M/N/P/R/S/T/V/W/
X/Y/K1/K2/K3 | 82-03 | JT42812 | 9.50 | L | 12 | | 34 | 428 | 96 |
| RM80 E/F | 84-85 | JT126313 | 9.50 | L | 13 | | 44 | 428 | 114 |
| RM80 K/L/M/N/P/R/S/T/V/W/X/Y/K1 | 86-01 | JT126314 | 9.50 | L | 14 | | 48 | 428 | 118 |
| RM80 G/H/J | 86-88 | 206325 | 10.25 | L | 14 | | 50 | 420 | 120 |
| RM80 G/H/J 428 CHAIN CONVERSION | 86-88 | JT126314 | 9.50 | L | 14 | | 50 | 428 | 120 |
| RM85 K2/K3/K4/K5/K6/K7/K8/K9/L0/L1/
L2/L3/L4/L5/L6 | 02-16 | JT126314 | 9.50 | L | 14 | | 47 | 428 | 118 |
| RM85 L K2/K3/K4/K5/K6/K7/K8/K9/L0/L1/
L2/L3/L4/L5/L6 | 02-16 | JT126314 | 9.50 | L | 14 | | 47 | 428 | 122 |
| TS90 R HONCHO | 71 | JT126314 | 9.50 | L | 14 | | 51 | 428 | 114 |
| TS90 J ROVER | 72 | JT126314 | 9.50 | L | 14 | | 51 | 428 | |
| RV90 J/K/L/M/A/B | 72-77 | JT126315 | 9.50 | L | 15 | | 47 | 428 | |
| RM100 K3 | 03 | JT54613 | 8.65 | L | 13 | | 51 | 420 | 124 |
| RM100 K3 428 CHAIN CONVERSION | 03 | JT55513 | 9.50 | L | 13 | | 51 | 428 | 124 |
| RM100 B | 77 | 206352 | 9.50 | L | 14 | | 57 | 428 | 132 |
| TS100 C | 78 | JT126314 | 9.50 | L | 14 | | 44 | 428 | 114 |
| RM100 C | 78 | JT42613 | 9.50 | L | 13 | | 57 | 428 | 132 |
| TS100 N | 79 | JT126314 | 9.50 | L | 14 | | 46 | 428 | 114 |
| RM100 T | 80 | JT42613 | 9.50 | L | 13 | | 62 | 428 | 132 |
| SP100 D | 83 | JT42613 | 9.50 | L | 13 | | 45 | 428 | 118 |
| TS100 K/L/M | 73-75 | JT126314 | 9.50 | L | 14 | | 47 | 428 | 116 |
| TM100 L/M | 74-75 | JT126314 | 9.50 | L | 14 | | 57 | 428 | |
| TS100 A/B | 76-77 | JT126313 | 9.50 | L | 13 | | 49 | 428 | 124 |
| DS100 C/N/T/X | 78-81 | JT126314 | 9.50 | L | 14 | | 44 | 428 | 114 |
| RM100 N/X | 79-81 | JT42613 | 9.50 | L | 13 | | 60 | 428 | 132 |
| TS100 T/X | 80-81 | JT126314 | 9.50 | L | 14 | | 46 | 428 | 116 |
| DR100 D/E/F/G/H/J/K/L | 83-90 | JT42613 | 9.50 | L | 13 | | 42 | 428 | 112 |
| DR-Z110 K5 | 05 | JT24914 | 8.65 | L | 14 | | 33 | 420 | |
| DR-Z110 K3/K4 | 03-04 | JT24914 | 8.65 | L | 14 | | 33 | 420 | 86 |
| RM125 K4 | 04 | 982655 | 12.50 | L | 12 | | 49 | 520 | 114 |
| RM125 K5 | 05 | 982655 | 12.50 | L | 12 | | 50 | 520 | 114 |
| RM125 M | 75 | JT126314 | 9.50 | L | 14 | | 60 | 428 | 126 |
| RM125 C/C2 | 78 | 206352 | 9.50 | L | 14 | | 59 | 428 | 132 |
| RM125 N | 79 | JT42613 | 9.50 | L | 13 | | 59 | 428 | 132 |
| RM125 T | 80 | 982655 | 12.50 | L | 12 | | 51 | 520 | 108 |
| RM125 D | 83 | 982655 | 12.50 | L | 12 | | 51 | 520 | 114 |
| RM125 E | 84 | 982655 | 12.50 | L | 12 | | 51 | 520 | 116 |
| RM125 F | 85 | 982655 | 12.50 | L | 12 | | 49 | 520 | 116 |
| RM125 T | 96 | 982655 | 12.50 | L | 12 | | 49 | 520 | 114 |
| DR-Z125 K3/K4/K5/K6/K7/K8/K9/L0/L1/
L2/L3/L4/L5/L6 | 03-16 | JT40914 | 15.70 | L | 14 | | 51 | 428 | 134 |
| DR-Z125 L K3/K4/K5/K6/K7/K8/K9/L0/L1/
L2/L3/L4/L5/L6 | 03-16 | JT40914 | 15.70 | L | 14 | | 57 | 428 | 134 |
| RM125 K6/K7/K8/K9 | 06-09 | 982655 | 12.50 | L | 12 | | 51 | 520 | 114 |
| RM125 Y/K1/K2/K3 | 00-03 | 982655 | 12.50 | L | 12 | | 49 | 520 | 114 |
| TM125 K/L/M | 73-75 | JT126315 | 9.50 | L | 15 | | 61 | 428 | 124 |
| TC125 J/K/L/M/A/B | 73-77 | JT42212 | 10.90 | L | 12 | | 39 | 520 | 94 |
| TS125 K/L/M/A/B | 73-77 | 206348 | 9.50 | L | 15 | | 50 | 428 | 124 |
| RM125 A/B | 76-77 | 206352 | 9.50 | L | 14 | | 60 | 428 | 132 |
| TS125 C/N | 78-79 | JT126315 | 9.50 | L | 15 | | 44 | 428 | 114 |
| DS125 N/T/X | 79-81 | JT126315 | 9.50 | L | 15 | | 44 | 428 | 114 |
| TS125 T/X | 80-81 | JT126315 | 9.50 | L | 15 | | 46 | 428 | 116 |
| RM125 X/Z | 81-82 | 982655 | 12.50 | L | 12 | | 51 | 520 | 112 |
| SP125 Z/D | 82-83 | 206352 | 9.50 | L | 14 | | 47 | 428 | 122 |
| DR125 Z/D/E | 82-84 | 206352 | 9.50 | L | 14 | | 47 | 428 | 122 |
| RM125 G/H | 86-87 | 982655 | 12.50 | L | 12 | | 51 | 520 | 114 |
| DR125 G/H/J | 86-88 | JT40916 | 15.70 | L | 16 | | 53 | 428 | 134 |
| SP125 G/H/J | 86-88 | JT40916 | 15.70 | L | 16 | | 53 | 428 | 134 |

DIRT BIKE SPROCKETS CONT.

| MODEL | YEAR | FRONT | | | # | REAR | | | # | PITCH | LINKS |
|---|-------|----------------|--------------|---|----|------|--|----|-----|-------|-------|
| SUZUKI CONTINUED | | | | | | | | | | | |
| RM125 J/K/L/M | 88-91 | 982656 | 12.50 | L | 13 | | | 51 | 520 | 114 | |
| RM125 N/P/R/S | 92-95 | 982655 | 12.50 | L | 12 | | | 49 | 520 | 112 | |
| DR125 SE-R/S/T | 94-96 | JT40916 | 15.70 | L | 16 | | | 53 | 428 | 134 | |
| RM125 V/W/X | 97-99 | 982655 | 12.50 | L | 12 | | | 50 | 520 | 114 | |
| PE175 C/N | 78-79 | 982655 | 12.50 | L | 12 | | | 48 | 520 | 106 | |
| PE175 T/X | 80-81 | 982655 | 12.50 | L | 12 | | | 48 | 520 | 106 | |
| RS175 T/X/Z | 80-82 | 982655 | 12.50 | L | 12 | | | 46 | 520 | 106 | |
| PE175 Z/D/E | 82-84 | 982655 | 12.50 | L | 12 | | | 48 | 520 | 110 | |
| TS185 K/L/M/A/B/C/N/T/X | 71-81 | JT42212 | 10.90 | L | 12 | | | 39 | 520 | 102 | |
| DS185 C/N/T | 78-80 | JT42212 | 10.90 | L | 12 | | | 39 | 520 | 102 | |
| DR200 G/H/J | 86-88 | 982653 | 18.08 | L | 15 | | | 45 | 520 | 112 | |
| SP200 G/H/J | 86-88 | 982653 | 18.08 | L | 15 | | | 45 | 520 | 110 | |
| DR200 SE-T/V/W/X/Y/K1/K2/K3/K4/K5/
K6/K7/K8/K9/L0/L1/L2/L3 | 96-13 | 982653 | 18.08 | L | 15 | | | 45 | 520 | 112 | |
| RM-Z250 K6 | 06 | JT43013 | 13.05 | L | 13 | | | 46 | 520 | 114 | |
| RM-Z250 K7 | 07 | 982655 | 12.50 | L | 12 | | | 50 | 520 | 112 | |
| DS250 T | 80 | 206332 | 15.65 | L | 15 | | | 40 | 525 | 104 | |
| RM250 X | 81 | 206369 | 15.25 | L | 14 | | | 50 | 520 | 114 | |
| RM250 Z | 82 | 982652 | 16.57 | L | 14 | | | 49 | 520 | 114 | |
| RM250 D | 83 | 982652 | 16.57 | L | 14 | | | 50 | 520 | 116 | |
| RM250 H | 87 | 982652 | 16.57 | L | 14 | | | 50 | 520 | 114 | |
| RM250 J | 88 | 982657 | 16.57 | L | 13 | | | 50 | 520 | 116 | |
| RM250 K1/K2/K3 | 01-03 | 982657 | 16.57 | L | 13 | | | 49 | 520 | 114 | |
| DR-Z250 K1,K2,K3,K4,K5,K6,K7 | 01-07 | 982657 | 16.57 | L | 13 | | | 49 | 520 | 112 | |
| RM-Z250 K4/K5 | 04-05 | JT43013 | 13.05 | L | 13 | | | 48 | 520 | 114 | |
| RM250 K4/K5/K6/K7/K8 | 04-08 | 982657 | 16.57 | L | 13 | | | 50 | 520 | 114 | |
| RM-Z250 K8/K9 | 08-09 | 982655 | 12.50 | L | 12 | | | 48 | 520 | 112 | |
| RM-Z250 L0/L1/L2 | 10-12 | 982656 | 12.50 | L | 13 | | | 49 | 520 | 114 | |
| RM-Z250 L3/L4/L5/L6 | 13-16 | 982658 | 16.57 | L | 13 | | | 49 | 520 | 114 | |
| TS250 R/J/K/L/M/A | 71-76 | 206380 | 14.90 | L | 15 | | | 39 | 525 | 104 | |
| TM250 J/K/L/M | 72-75 | 206380 | 14.90 | L | 15 | | | 45 | 525 | 100 | |
| RM250 A/B/C/C2 | 76-78 | 206368 | 15.25 | L | 13 | | | 50 | 520 | 108 | |
| PE250 B/C/N | 77-79 | 206368 | 15.25 | L | 13 | | | 52 | 520 | 110 | |
| TS250 B/C/N/T/X | 77-81 | 206332 | 15.65 | L | 15 | | | 40 | 525 | 104 | |
| RM250 N/T | 79-80 | 206369 | 15.25 | L | 14 | | | 50 | 520 | 108 | |
| PE250 T/X | 80-81 | 206368 | 15.25 | L | 13 | | | 52 | 520 | 110 | |
| RS250 T/X | 80-81 | 206368 | 15.25 | L | 13 | | | 52 | 520 | 110 | |
| RM250 T/X | 80-81 | 206368 | 15.25 | L | 13 | | | 52 | 520 | 110 | |
| DR250 Z/D/F | 82-85 | 206382 | 14.30 | L | 13 | | | 42 | 520 | 104 | |
| SP250 Z/D/F | 82-85 | 206384 | 16.50 | L | 15 | | | 42 | 520 | 102 | |
| RM250 E/F/G | 84-86 | 982652 | 16.57 | L | 14 | | | 50 | 520 | 116 | |
| RM250 K/L/M/N | 89-92 | 982657 | 16.57 | L | 13 | | | 49 | 520 | 114 | |
| RMX250 K/L/M/N/P/R/S/T/V/W ENDURO | 89-98 | 982657 | 16.57 | L | 13 | | | 50 | 520 | 114 | |
| DR250 S-L/M/N | 90-92 | 982657 | 16.57 | L | 13 | | | 49 | 520 | 112 | |
| DR250 L/M/N/P | 90-93 | 982657 | 16.57 | L | 13 | | | 49 | 520 | 110 | |
| DR250 SE-P/R/S | 93-95 | 982652 | 16.57 | L | 14 | | | 42 | 520 | 108 | |
| RM250 P/R/S/T | 93-96 | 982657 | 16.57 | L | 13 | | | 49 | 520 | 116 | |
| RM250 V/W | 97-98 | 982657 | 16.57 | L | 13 | | | 50 | 520 | 114 | |
| RM250 X/Y | 99-00 | 982657 | 16.57 | L | 13 | | | 48 | 520 | 114 | |
| DR350 L/M/N/P | 90-93 | 982652 | 16.57 | L | 14 | | | 47 | 520 | 110 | |
| DR350 S-L/M/N/P | 90-93 | 982652 | 16.57 | L | 14 | | | 43 | 520 | 108 | |
| DR350 SE-R/S | 94-95 | 982653 | 18.08 | L | 15 | | | 41 | 520 | 110 | |
| DR350 R/S/T/V/W/X | 94-99 | 982653 | 18.08 | L | 15 | | | 44 | 520 | 110 | |
| DR350 SE-T/V/W/X | 96-99 | 982653 | 18.08 | L | 15 | | | 41 | 520 | 108 | |
| RM370 A/B | 76-77 | 206368 | 15.25 | L | 13 | | | 50 | 520 | 108 | |
| DR370 C/N | 78-79 | 206384 | 16.50 | L | 15 | | | 42 | 520 | 110 | |
| SP370 C/N | 78-79 | 206384 | 16.50 | L | 15 | | | 42 | 520 | 110 | |
| RM400 C | 78 | 206368 | 15.25 | L | 13 | | | 50 | 520 | 110 | |
| RM400 N | 79 | 206369 | 15.25 | L | 14 | | | 49 | 520 | 108 | |
| DR400 T | 80 | 206385 | 16.50 | L | 16 | | | 46 | 520 | 108 | |
| SP400 T | 80 | 206384 | 16.50 | L | 15 | | | 42 | 520 | 100 | |
| RM400 T | 80 | 206369 | 15.25 | L | 14 | | | 49 | 520 | 110 | |

accessories

body

handlebar
& gripscables &
levers

exhaust

engine

fuel &
intakeelectrical
& ignition

clutch

drive

bearings

brakes

steering &
suspension

tires

tools &
shop

DIRT BIKE SPROCKETS CONT.

- accessories
- body
- handlebar & grips
- cables & levers
- exhaust
- engine
- fuel & intake
- electrical & ignition
- clutch
- drive
- bearings
- brakes
- steering & suspension
- tires
- tools & shop

| MODEL | YEAR | FRONT | | | # | REAR | | | # | PITCH | LINKS |
|---|-------|-----------------|--------------|------|---|------|--|----|-----|-------|-------|
| SUZUKI CONTINUED | | | | | | | | | | | |
| DR-Z400 SM | 05-16 | 982653 | 18.08 | L 15 | | | | 41 | 520 | 110 | |
| DR-Z400 E | 00-07 | 982652 | 16.57 | L 14 | | | | 47 | 520 | 112 | |
| DR-Z400 S | 00-16 | 982653 | 18.08 | L 15 | | | | 44 | 520 | 112 | |
| TM400 R/J/K/L/M | 71-75 | 206332 | 15.65 | L 15 | | | | 40 | 525 | 102 | |
| TS400 J/K/L/M/A/B | 72-77 | 206332 | 15.65 | L 15 | | | | 40 | 525 | 104 | |
| PE400 T/X | 80-81 | 206370 | 15.25 | L 15 | | | | 46 | 520 | 108 | |
| RM-Z450 K5 | 05 | 982660 | 17.28 | L 14 | | | | 49 | 520 | 114 | |
| RM-Z450 K6/K7 | 06-07 | 982660 | 17.28 | L 14 | | | | 49 | 520 | 114 | |
| RM-Z450 K8/K9/L0/L1/L2 | 08-12 | 982659 | 17.28 | L 13 | | | | 50 | 520 | 114 | |
| RMX450 Z L0/L1/L2 | 10-12 | 982659 | 17.28 | L 13 | | | | 51 | 520 | 114 | |
| RM-Z450 L3/L4 | 13-14 | 982661 | 17.28 | L 13 | | | | 50 | 520 | 114 | |
| RM-Z450 L5/L6 | 15-16 | 982661 | 17.28 | L 13 | | | | 50 | 520 | 114 | |
| RM465 X | 81 | 206369 | 15.25 | L 14 | | | | 49 | 520 | 112 | |
| RM465 Z | 82 | 206109 | 17.35 | L 14 | | | | 47 | 520 | 112 | |
| RM500 D | 83 | 206109 | 17.35 | L 14 | | | | 46 | 520 | 116 | |
| RM500 E | 84 | 206109 | 17.35 | L 14 | | | | 46 | 520 | 112 | |
| DR500 X/Z/D | 81-83 | 206383 | 16.50 | L 14 | | | | 47 | 520 | 106 | |
| SP500 X/Z/D | 81-83 | 206384 | 16.50 | L 15 | | | | 46 | 520 | 106 | |
| SP600 F | 85 | JT43716 | 17.90 | L 16 | | | | 42 | 520 | 108 | |
| DR650 SE-K7/K8/K9/L0/L1/L2/L3/L4 | 07-14 | JT144815 | 15.25 | L 15 | | | | 42 | 525 | 110 | |
| DR650 S-L/M/N/P | 90-93 | JT43716 | 17.90 | L 16 | | | | 42 | 520 | 114 | |
| DR650 SE-R/S | 94-95 | JT43716 | 17.90 | L 16 | | | | 42 | 520 | 114 | |
| DR650 SE-T/V/W/X/Y/K1/K2/K3/K4/K5/K6 | 96-06 | JT144815 | 15.25 | L 15 | | | | 42 | 525 | 110 | |
| YAMAHA | | | | | | | | | | | |
| YZ50 G | 80 | JT56312 | 8.65 | L 12 | | | | 45 | 420 | 90 | |
| TT-R50 E-V/W/X/Y/Z/A/B/D/E/F/G | 06-16 | JT54613 | 8.65 | L 13 | | | | 37 | 420 | | |
| DT50 U/W/A (DT-L/C) | 88-90 | JT54613 | 8.65 | L 13 | | | | 48 | 420 | 110 | |
| YZ60 H | 81 | JT54612 | 8.65 | L 12 | | | | 42 | 420 | 98 | |
| YZ60 J/K | 82-83 | JT54613 | 8.65 | L 13 | | | | 42 | 420 | 98 | |
| YZ80 E | 78 | 206360 | 9.50 | L 14 | | | | 51 | 428 | 106 | |
| YZ80 F | 79 | 206360 | 9.50 | L 14 | | | | 51 | 428 | 108 | |
| YZ80 G | 80 | 206360 | 9.50 | L 14 | | | | 51 | 428 | 108 | |
| YZ80 K | 83 | 206019 | 9.50 | L 12 | | | | 42 | 428 | 110 | |
| YZ80 L | 84 | JT126315 | 9.50 | L 15 | | | | 46 | 428 | 114 | |
| YZ80 N | 85 | JT126314 | 9.50 | L 14 | | | | 48 | 428 | 112 | |
| BW80 A | 90 | JT54615 | 8.65 | L 15 | | | | 32 | 420 | 90 | |
| PW80 T/V | 05-06 | JT54615 | 8.65 | L 15 | | | | 32 | 420 | 84 | |
| GT80 A/B/C/D/E/F/G | 73-80 | JT56314 | 8.65 | L 14 | | | | 41 | 420 | 106 | |
| YZ80 A/B/C/D | 74-77 | JT56313 | 8.65 | L 13 | | | | 48 | 420 | 104 | |
| GT MX D/E/F | 77-79 | JT56314 | 8.65 | L 14 | | | | 41 | 420 | 106 | |
| DT80 D/E/F/G/H/J/K | 77-83 | JT56314 | 8.65 | L 14 | | | | 41 | 420 | 106 | |
| MX80 G/H/J | 80-82 | JT56314 | 8.65 | L 14 | | | | 41 | 420 | 92 | |
| YZ80 H/J | 81-82 | JT126313 | 9.50 | L 13 | | | | 44 | 428 | 108 | |
| PW80 K/N Y-ZINGER | 83-85 | JT54615 | 8.65 | L 15 | | | | 32 | 420 | 84 | |
| BW80 S/T/U | 86-88 | JT54615 | 8.65 | L 15 | | | | 32 | 420 | 90 | |
| YZ80 S/T/U/W/A/B/D | 86-92 | JT126314 | 9.50 | L 14 | | | | 46 | 428 | 112 | |
| PW80 B/D/E/F/G/H/J/K/L/M/N/P/R/S Y-ZINGER | 91-04 | JT54615 | 8.65 | L 15 | | | | 32 | 420 | 84 | |
| YZ80 E/F/G/H/J/K/L/M/N | 93-01 | JT126314 | 9.50 | L 14 | | | | 47 | 428 | 118 | |
| YZ85 P/R/S/T/V/W/X/Y/Z/A/B LARGE WHEEL | 02-12 | JT55814 | 9.50 | L 14 | | | | 52 | 428 | | |
| YZ85 P/R/S/T/V/W/X/Y/Z/A/B/D/E/F/G | 02-16 | JT55814 | 9.50 | L 14 | | | | 47 | 428 | 118 | |
| TT-R90 M/N/P/R/S/T/V/W | 01-07 | JT54614 | 8.65 | L 14 | | | | 35 | 420 | 86 | |
| DT100 A/B/C | 74-76 | JT126314 | 9.50 | L 14 | | | | 49 | 428 | 112 | |
| MX100 A/B/C/D/E | 74-78 | JT126314 | 9.50 | L 14 | | | | 52 | 428 | 110 | |
| YZ100 C/D | 76-77 | JT42212 | 10.90 | L 12 | | | | 40 | 520 | 90 | |
| DT100 D/E/F/G/H/J/K | 77-83 | JT54614 | 8.65 | L 14 | | | | 45 | 420 | 102 | |
| YZ100 E/F | 78-79 | JT42212 | 10.90 | L 12 | | | | 43 | 520 | 98 | |
| MX100 F/G/H/J/K | 79-83 | JT54614 | 8.65 | L 14 | | | | 48 | 420 | 104 | |
| YZ100 G/H | 80-81 | JT42212 | 10.90 | L 12 | | | | 45 | 520 | 100 | |
| YZ100 J/K | 82-83 | JT42212 | 10.90 | L 12 | | | | 50 | 520 | 106 | |
| RT100 A/D/E/F/G/H/J/K/L/M | 90-00 | JT54614 | 8.65 | L 14 | | | | 48 | 420 | 104 | |

DIRT BIKE SPROCKETS CONT.

| MODEL | YEAR | FRONT | | | # | REAR | | | # | PITCH | LINKS |
|--|-------|----------|-------|---|----|------|--|--|----|-------|-------|
| YAMAHA CONTINUED | | | | | | | | | | | |
| TT-R110 E | 08-16 | JT54614 | 8.65 | L | 14 | | | | 35 | 420 | 90 |
| YZ125 C | 76 | JT126314 | 9.50 | L | 14 | | | | 45 | 428 | 112 |
| DT125 E | 77 | JT126315 | 9.50 | L | 15 | | | | 49 | 428 | 118 |
| YZ125 G | 80 | JT42212 | 10.90 | L | 12 | | | | 48 | 520 | 102 |
| YZ125 K | 83 | JT42212 | 10.90 | L | 12 | | | | 48 | 520 | 106 |
| YZ125 L | 84 | JT42212 | 10.90 | L | 12 | | | | 48 | 520 | 110 |
| YZ125 N | 85 | JT42212 | 10.90 | L | 12 | | | | 52 | 520 | 114 |
| YZ125 S | 86 | JT42213 | 10.90 | L | 13 | | | | 50 | 520 | 112 |
| YZ125 T | 87 | JT56413 | 10.10 | L | 13 | | | | 50 | 520 | 112 |
| YZ125 U | 88 | JT56413 | 10.10 | L | 13 | | | | 49 | 520 | 112 |
| TDR125 R | 93 | 982662 | TBA | | 16 | | | | 57 | 428 | 136 |
| YZ125 P/R/S | 02-04 | JT56413 | 10.10 | L | 13 | | | | 49 | 520 | 112 |
| TT-R125 LW | 02-06 | JT54813 | 9.50 | L | 13 | | | | 54 | 428 | 122 |
| TT-R125 | 02-09 | JT54813 | 9.50 | L | 13 | | | | 49 | 428 | 116 |
| YZ125 T/V/W/X1 | 05-08 | 982663 | 16.02 | L | 13 | | | | 48 | 520 | 112 |
| TT-R125 L/LE/LW/LWE | 07-16 | JT54813 | 9.50 | L | 13 | | | | 54 | 428 | 122 |
| YZ125 Y/Z/A1/B1/D2/E2/F2/G2 | 09-16 | 982663 | 16.02 | L | 13 | | | | 48 | 520 | 114 |
| TT-R125 | 00-01 | JT54813 | 9.50 | L | 13 | | | | 49 | 428 | 116 |
| TT-R125 LW | 00-01 | JT54813 | 9.50 | L | 13 | | | | 54 | 428 | 122 |
| YZ125 A/B/C | 74-75 | JT126315 | 9.50 | L | 15 | | | | 47 | 428 | 112 |
| DT125 A/B/C | 74-76 | JT126315 | 9.50 | L | 15 | | | | 45 | 428 | 114 |
| MX125 A/B/C | 74-76 | JT126314 | 9.50 | L | 14 | | | | 47 | 428 | 114 |
| YZ125 D/E/F | 77-79 | JT42212 | 10.90 | L | 12 | | | | 51 | 520 | 104 |
| DT125 F/G/H | 78-80 | JT126314 | 9.50 | L | 14 | | | | 49 | 428 | 118 |
| IT125 G/H | 80-81 | JT42212 | 10.90 | L | 12 | | | | 46 | 520 | 100 |
| YZ125 H/J | 81-82 | JT42212 | 10.90 | L | 12 | | | | 46 | 520 | 104 |
| XT125 J/K/CK | 82-83 | JT126314 | 9.50 | L | 14 | | | | 54 | 428 | 120 |
| YZ125 W/A/B/D | 89-92 | JT56413 | 10.10 | L | 13 | | | | 51 | 520 | 114 |
| YZ125 E/F/G/H | 93-96 | JT56413 | 10.10 | L | 13 | | | | 50 | 520 | 116 |
| YZ125 J/K | 97-98 | JT56413 | 10.10 | L | 13 | | | | 48 | 520 | 112 |
| YZ125 L/M/N | 99-01 | JT56413 | 10.10 | L | 13 | | | | 48 | 520 | 112 |
| YZ175 | 76 | JT42212 | 10.90 | L | 12 | | | | 44 | 520 | 96 |
| IT175 K | 83 | JT42212 | 10.90 | L | 12 | | | | 44 | 520 | 104 |
| MX175 A/B | 74-75 | JT126314 | 9.50 | L | 14 | | | | 47 | 428 | 118 |
| DT175 A/B/C | 74-76 | 206023 | 9.50 | L | 16 | | | | 45 | 428 | 112 |
| IT175 D/E/F | 77-79 | JT42212 | 10.90 | L | 12 | | | | 41 | 520 | 96 |
| DT175 E/F/G/H | 77-81 | 206023 | 9.50 | L | 16 | | | | 49 | 428 | 118 |
| MX175 F/G/H | 77-81 | JT126314 | 9.50 | L | 14 | | | | 49 | 428 | 118 |
| IT175 G/H/J | 80-82 | JT42212 | 10.90 | L | 12 | | | | 44 | 520 | 100 |
| RT180 D | 92 | JT126314 | 9.50 | L | 14 | | | | 51 | 428 | 112 |
| RT180 A/B | 90-91 | JT126314 | 9.50 | L | 14 | | | | 51 | 428 | 112 |
| RT180 E/G/H/J/K | 93-98 | JT126314 | 9.50 | L | 14 | | | | 51 | 428 | 120 |
| XT200 J/K/CK | 82-83 | JT126315 | 9.50 | L | 15 | | | | 47 | 428 | 118 |
| IT200 L/N/S | 84-86 | JT42212 | 10.90 | L | 12 | | | | 44 | 520 | 106 |
| BW200 N/S BIG WHEEL | 85-86 | 206337 | 11.90 | L | 14 | | | | 37 | 520 | 74 |
| BW200 E-S/T/U BIG WHEEL | 86-88 | 206337 | 11.90 | L | 14 | | | | 37 | 520 | 74 |
| TW200 T/U/W/A/B/D/E/F TRAILWAY | 87-94 | JT155914 | 10.70 | L | 14 | | | | 50 | 428 | 126 |
| TW200 C T/U/W/A/B/D/E/F TRAILWAY | 87-94 | JT155914 | 10.70 | L | 14 | | | | 50 | 428 | 126 |
| WR200 R B/D/E | 91-93 | JT56413 | 10.10 | L | 13 | | | | 52 | 520 | |
| TW200 G/H/J/K/L/M/N/P/R/S/T/V/W/X/Y/Z/A1/B1/D1/E1/F1/G1 TRAILWAY | 95-16 | JT155914 | 10.70 | L | 14 | | | | 50 | 428 | 122 |
| TW200 C G/H/J/K/L/M/N/P/R/S/T/V/W/X/Y/Z/A1/B1/D1/E1/F1/G1 TRAILWAY | 95-16 | JT155914 | 10.70 | L | 14 | | | | 50 | 428 | 122 |
| TT225 E | 93 | JT126314 | 9.50 | L | 14 | | | | 50 | 428 | 124 |
| TT225 S/T | 86-87 | JT126314 | 9.50 | L | 14 | | | | 50 | 428 | 124 |
| XT225 D/E/F/G/H/J/K/L/M/N/P/R/S/T/V/W SERROW | 92-07 | JT126315 | 9.50 | L | 15 | | | | 45 | 428 | 120 |
| XT225 C D/E/F/G/H/J/K/L/M/N/P/R/S/T/V/W SERROW | 92-07 | JT126315 | 9.50 | L | 15 | | | | 45 | 428 | 120 |
| TT-R225 | 99-04 | | | | 15 | | | | 58 | 428 | 128 |
| TT-R230 T/V/W/X/Y/Z/A/B/D/E/F/G | 05-16 | JT155413 | 16.50 | L | 13 | | | | 49 | 520 | 106 |
| YZ250 FX-F/G | 15 | 982663 | 16.02 | L | 13 | | | | 51 | 520 | 114 |
| YZ250 C | 76 | 982649 | 11.10 | L | 13 | | | | 50 | 520 | 106 |
| IT250 D | 77 | JT56913 | 12.60 | L | 13 | | | | 46 | 520 | 104 |
| YZ250 D | 77 | JT56913 | 12.60 | L | 13 | | | | 54 | 520 | 108 |

accessories

body

handlebar
& gripscables &
levers

exhaust

engine

fuel &
intakeelectrical
& ignition

clutch

drive

bearings

brakes

steering &
suspension

tires

tools &
shop

DIRT BIKE SPROCKETS CONT.

| MODEL | YEAR | FRONT | | | # | REAR | | | # | PITCH | LINKS |
|---|-------|---------|-------|---|----|------|--|----|-----|-------|-------|
| YAMAHA CONTINUED | | | | | | | | | | | |
| IT250 E | 78 | JT56914 | 12.60 | L | 14 | | | 46 | 520 | 104 | |
| TT250 G | 80 | JT56915 | 13.50 | L | 15 | | | 51 | 520 | 102 | |
| YZ250 G | 80 | JT56913 | 12.60 | L | 13 | | | 48 | 520 | 106 | |
| YZ250 H | 81 | JT56914 | 12.60 | L | 14 | | | 48 | 520 | 110 | |
| YZ250 J | 82 | JT56913 | 12.60 | L | 13 | | | 45 | 520 | 110 | |
| XT250 L/CL | 84 | 206370 | 15.25 | L | 15 | | | 48 | 520 | 106 | |
| YZ250 WR-W | 89 | JT56914 | 12.60 | L | 14 | | | 49 | 520 | 114 | |
| YZ250 WR-A | 90 | JT56914 | 12.60 | L | 14 | | | 51 | 520 | 116 | |
| WR250 Z-B | 91 | JT56914 | 12.60 | L | 14 | | | 52 | 520 | 116 | |
| WR250 Z-D | 92 | JT56914 | 12.60 | L | 14 | | | 52 | 520 | 116 | |
| TYZ250 | 93 | | | | 10 | | | 39 | 520 | 98 | |
| WR250 Z-E | 93 | JT56914 | 12.60 | L | 14 | | | 52 | 520 | 116 | |
| YZ250 K | 98 | JT56914 | 12.60 | L | 14 | | | 50 | 520 | 114 | |
| WR250 F-N/P/R/S/T/V (4-STROKE) | 01-06 | 982663 | 16.02 | L | 13 | | | 52 | 520 | 114 | |
| YZ250 F-N/P/R/S/T/V (4-STROKE) | 01-06 | 982663 | 16.02 | L | 13 | | | 48 | 520 | 112 | |
| YZ250 F-W/X/Y/Z/A (4-STROKE) | 07-11 | 982663 | 16.02 | L | 13 | | | 49 | 520 | 112 | |
| WR250 F-W/X/Y/Z/A/B/D/E/F/G (4-STROKE) | 07-16 | 982663 | 16.02 | L | 13 | | | 50 | 520 | 114 | |
| YZ250 F-B/D/E/F/G (4-STROKE) | 12-16 | 982663 | 16.02 | L | 13 | | | 50 | 520 | 112 | |
| DT250 A/B/C | 74-76 | 982651 | 11.10 | L | 14 | | | 47 | 520 | 104 | |
| MX250 B | 75-76 | JT56913 | 12.60 | L | 13 | | | 50 | 520 | 106 | |
| DT250 D/E/F | 75-79 | JT56914 | 12.60 | L | 14 | | | 47 | 520 | 104 | |
| YZ250 E/F | 78-79 | JT56913 | 12.60 | L | 13 | | | 48 | 520 | 108 | |
| IT250 F/G | 79-80 | JT56913 | 12.60 | L | 13 | | | 48 | 520 | 102 | |
| XT250 G/H/J/K/CK | 80-83 | JT56915 | 13.50 | L | 15 | | | 47 | 520 | 98 | |
| TT250 H/J | 81-82 | JT56914 | 12.60 | L | 14 | | | 49 | 520 | 100 | |
| IT250 H/J/K | 81-83 | JT56913 | 12.60 | L | 13 | | | 48 | 520 | 110 | |
| YZ250 K/L | 83-84 | JT56913 | 12.60 | L | 13 | | | 48 | 520 | 112 | |
| YZ250 N/S | 85-86 | JT56914 | 12.60 | L | 14 | | | 50 | 520 | 114 | |
| YZ250 T/U/W/A | 87-90 | JT56914 | 12.60 | L | 14 | | | 49 | 520 | 114 | |
| YZ250 B/D/E | 91-93 | JT56914 | 12.60 | L | 14 | | | 49 | 520 | 116 | |
| WR250 Z B/D/E/F/G/H | 91-96 | JT56914 | 12.60 | L | 14 | | | 52 | 520 | 116 | |
| YZ250 F/G/H/J | 94-97 | JT56913 | 12.60 | L | 13 | | | 49 | 520 | 114 | |
| TT-R250 | 99-06 | 206523 | 18.80 | L | 13 | | | 52 | 520 | 110 | |
| YZ250 L/M/N/P/R/S/T/V/W/X/Y/Z/A1/B2/D2/E2/F2/G2 | 99-16 | 982651 | 11.10 | L | 14 | | | 50 | 520 | 114 | |
| TY350 N | 85 | JT56912 | 12.60 | L | 12 | | | 42 | 520 | 96 | |
| TY350 S | 86 | 206488 | 12.85 | L | 10 | | | 35 | 520 | 92 | |
| BW350 T | 87 | JT42213 | 10.90 | L | 13 | | | 37 | 520 | 76 | |
| BW350 U | 88 | 206337 | 11.90 | L | 14 | | | 37 | 520 | 76 | |
| XT350 N/S/T/U/W/A/B/D/E/F/G/H/J/K/L/M | 85-00 | JT57619 | 18.20 | L | 19 | | | 55 | 428 | 130 | |
| XT350 C N/S/T/U/W/A/B/D/E/F/G/H/J/K/L/M | 85-00 | JT57619 | 18.20 | L | 19 | | | 55 | 428 | 130 | |
| TT350 S/T | 86-87 | 206501 | 15.65 | L | 14 | | | 50 | 520 | 108 | |
| MX400 B | 75 | 982651 | 11.10 | L | 14 | | | 50 | 520 | 106 | |
| IT400 C | 76 | JT56515 | 11.60 | L | 15 | | | 46 | 520 | 104 | |
| YZ400 (76 MODEL) | 76 | 982651 | 11.10 | L | 14 | | | 50 | 520 | 106 | |
| DT400 D | 77 | JT56916 | 13.50 | L | 16 | | | 40 | 520 | 102 | |
| YZ400 D | 77 | JT56914 | 12.60 | L | 14 | | | 50 | 520 | 106 | |
| DT400 E | 78 | JT56916 | 13.50 | L | 16 | | | 43 | 520 | 102 | |
| IT400 F | 79 | JT56914 | 12.60 | L | 14 | | | 46 | 520 | 102 | |
| WR400 F K | 98 | 982651 | 11.10 | L | 14 | | | 49 | 520 | 114 | |
| YZ400 F K | 98 | 982651 | 11.10 | L | 14 | | | 49 | 520 | 114 | |
| WR400 F L | 99 | 982651 | 11.10 | L | 14 | | | 50 | 520 | 114 | |
| YZ400 F L | 99 | 982651 | 11.10 | L | 14 | | | 49 | 520 | 114 | |
| IT400 D/E | 77-78 | JT56915 | 13.50 | L | 15 | | | 46 | 520 | 106 | |
| YZ400 E/F | 78-79 | JT56914 | 12.60 | L | 14 | | | 50 | 520 | 108 | |
| IT425 G | 80 | JT56914 | 12.60 | L | 14 | | | 46 | 520 | 102 | |
| WR426 F M/N/P | 00-02 | 982651 | 11.10 | L | 14 | | | 50 | 520 | 114 | |
| YZ426 F M/N/P | 00-02 | 982651 | 11.10 | L | 14 | | | 49 | 520 | 114 | |
| YZ450 F E | 14 | 982649 | 11.10 | L | 13 | | | 49 | 520 | 114 | |
| YZ450 F R/S | 03-04 | 982651 | 11.10 | L | 14 | | | 48 | 520 | 114 | |
| WR450 F R/S/T/V | 03-06 | 982651 | 11.10 | L | 14 | | | 50 | 520 | 114 | |

DIRT BIKE SPROCKETS CONT.

| MODEL | YEAR | FRONT | | | # | REAR | # | PITCH | LINKS |
|---|-------|----------------|--------------|---|----|------|----|-------|-------|
| YAMAHA CONTINUED | | | | | | | | | |
| YZ450 F T/V | 05-06 | 982651 | 11.10 | L | 14 | | 51 | 520 | 114 |
| YZ450 F W/X/Y | 07-09 | 982649 | 11.10 | L | 13 | | 49 | 520 | 114 |
| WR450 F W/X/Y/A/B/D/E/F/G | 07-16 | 982649 | 11.10 | L | 13 | | 50 | 520 | 114 |
| YZ450 F Z/A/B/D | 10-13 | 982649 | 11.10 | L | 13 | | 48 | 520 | 114 |
| YZ450 F F/G | 15-16 | 982649 | 11.10 | L | 13 | | 48 | 520 | 114 |
| YZ465 G | 80 | JT56914 | 12.60 | L | 14 | | 46 | 520 | 102 |
| YZ465 H | 81 | JT56914 | 12.60 | L | 14 | | 46 | 520 | 108 |
| IT465 H/J | 81-82 | JT56914 | 12.60 | L | 14 | | 44 | 520 | 108 |
| YZ490 J | 82 | JT56914 | 12.60 | L | 14 | | 44 | 520 | 110 |
| IT490 K/L | 83-84 | JT56914 | 12.60 | L | 14 | | 44 | 520 | 110 |
| YZ490 K/L/N | 83-85 | JT56914 | 12.60 | L | 14 | | 46 | 520 | 112 |
| YZ490 S/T/U/W/A | 86-90 | JT56914 | 12.60 | L | 14 | | 48 | 520 | 112 |
| TT500 C | 76 | JT56515 | 11.60 | L | 15 | | 52 | 520 | 100 |
| WR500 Z-D | 92 | JT56915 | 13.50 | L | 15 | | 50 | 520 | 118 |
| WR500 Z-E | 93 | JT56915 | 13.50 | L | 15 | | 50 | 520 | 118 |
| XT500 C/D/E/F/G/H | 76-81 | 206485 | 11.60 | L | 16 | | 44 | 520 | 100 |
| TT500 D/E/F/G/H | 77-81 | 206485 | 11.60 | L | 16 | | 44 | 520 | 104 |
| XT550 J/K | 82-83 | 206503 | 15.65 | L | 16 | | 42 | 520 | 98 |
| TT600 K/L/N/S | 83-86 | 206501 | 15.65 | L | 14 | | 50 | 520 | 112 |
| XT600 L/N/S/T/U/W | 84-89 | 206502 | 15.65 | L | 15 | | 42 | 520 | 104 |
| XT600 C-L/N/S/T/U/W | 84-89 | 206502 | 15.65 | L | 15 | | 42 | 520 | 104 |
| XT600 E/EC-A/B/D/E/F/G | 90-95 | JT57715 | 20.65 | L | 15 | | 45 | 520 | 106 |
| XT600 E/EC-A/B/D/E/F/G (LIGHT-WEIGHT REAR SPROCKET) | 90-95 | JT57715 | 20.65 | L | 15 | | 45 | 520 | 106 |

accessories

body

handlebar
& gripscables &
levers

exhaust

engine

fuel &
intakeelectrical
& ignition

clutch

drive

bearings

brakes

steering &
suspension

tires

tools &
shop



OPTIONAL JT SPROCKET CONVERSION



- accessories
- body
- handlebar & grips
- cables & levers
- exhaust
- engine
- fuel & intake
- electrical & ignition
- clutch
- drive**
- bearings
- brakes
- steering & suspension
- tires
- tools & shop

| JT PREFIX | TEETH | OUR PART # | | |
|-----------|-------|------------|-------|---|
| JTF1256 | 13 | JT125613 | 9.90 | L |
| | 14 | JT125614 | 9.90 | L |
| | 15 | JT125615 | 9.90 | L |
| | 16 | JT125616 | 9.90 | L |
| JTF1257 | 14 | JT125714 | 10.70 | L |
| | 15 | JT125715 | 10.70 | L |
| JTF1263 | 12 | 206019 | 9.50 | L |
| | 13 | JT126313 | 9.50 | L |
| | 14 | JT126314 | 9.50 | L |
| | 15 | JT126315 | 9.50 | L |
| | 16 | 206023 | 9.50 | L |
| JTF1265 | 13 | 206028 | 13.25 | L |
| | 14 | JT130714 | 21.85 | L |
| | 15 | JT130715 | 21.85 | L |
| JTF1309 | 13 | JT30913 | 17.95 | L |
| | 14 | JT30914 | 19.85 | L |
| | 15 | JT30915 | 19.85 | L |
| JTF1310 | 15 | JT131015 | 9.50 | L |
| JTF1322 | 15 | JT132215 | 14.90 | L |
| JTF1323 | 12 | JT132312 | 16.55 | L |
| | 13 | 206051 | 16.55 | L |
| | 14 | JT132314 | 17.85 | L |
| JTF1329 | 12 | JT132912 | 13.25 | L |
| | 13 | 206061 | 13.25 | L |
| JTF1352 | 13 | JT135213 | 10.70 | L |
| JTF1441 | 13 | 206088 | 17.30 | L |
| | 14 | JT144114 | 17.30 | L |
| JTF1445 | 11 | JT144511 | 10.70 | L |
| | 12 | JT144512 | 10.70 | L |
| | 13 | JT144513 | 12.35 | L |
| JTF1446 | 13 | 206102 | 16.70 | L |
| JTF1448 | 14 | JT144814 | 15.25 | L |
| | 15 | JT144815 | 15.25 | L |
| JTF1450 | 13 | JT145013 | 17.35 | L |
| | 14 | 206109 | 17.35 | L |
| JTF1501 | 12 | JT150112 | 9.10 | L |
| | 13 | 206112 | 9.10 | L |
| | 14 | 206113 | 9.10 | L |
| JTF1554 | 13 | JT155413 | 16.50 | L |
| JTF1559 | 14 | JT155914 | 10.70 | L |
| JTF1565 | 13 | 206144 | 13.85 | L |
| JTF1590 | 12 | JT159012 | 16.05 | L |
| | 13 | 206160 | 16.05 | L |
| | 14 | JT159014 | 16.05 | L |
| JTF1901 | 12 | JT190112 | 16.80 | L |
| | 13 | JT190113 | 16.80 | L |
| | 14 | JT190114 | 16.80 | L |
| | 15 | JT190115 | 18.10 | L |
| JTF1902 | 14 | JT190214 | 17.75 | L |
| | 15 | JT190215 | 17.75 | L |
| | 16 | JT190216 | 19.90 | L |
| | 17 | JT190217 | 19.90 | L |
| JTF1904 | 16 | JT190416 | 28.60 | L |
| | 17 | 206182 | 28.60 | L |
| JTF1906 | 12 | 206183 | 9.90 | L |
| | 14 | 206185 | 9.90 | L |
| JTF1907 | 14 | 206187 | 9.90 | L |
| JTF249 | 13 | JT24913 | 8.65 | L |
| | 14 | JT24914 | 8.65 | L |
| | 15 | JT24915 | 8.65 | L |
| JTF252 | 12 | JT251212 | 8.65 | L |
| | 13 | JT25213 | 8.65 | L |
| | 14 | 206194 | 8.65 | L |
| | 15 | JT25215 | 8.65 | L |
| | 15 | 206195 | 8.65 | L |
| JTF253 | 13 | 206198 | 8.65 | L |
| | 14 | JT25314 | 8.65 | L |
| | 15 | JT25315 | 8.65 | L |
| | 16 | JT25316 | 8.65 | L |
| JTF259 | 14 | 206205 | 9.50 | L |
| | 15 | 206206 | 9.50 | L |
| | 16 | 206207 | 9.50 | L |

| JT PREFIX | TEETH | OUR PART # | | |
|-----------|-------|------------|-------|---|
| JTF266 | 13 | 206212 | 13.25 | L |
| JTF274 | 14 | JT27414 | 9.50 | L |
| | 15 | JT27415 | 9.50 | L |
| JTF281 | 13 | JT28113 | 14.90 | L |
| | 14 | JT28114 | 14.90 | L |
| | 15 | JT28115 | 15.40 | L |
| JTF284 | 13 | JT28413 | 16.60 | L |
| | 14 | JT28414 | 16.60 | L |
| | 15 | JT28415 | 17.40 | L |
| JTF285 | 14 | 206244 | 17.35 | L |
| JTF287 | 13 | 206249 | 13.90 | L |
| | 14 | 206250 | 13.90 | L |
| JTF296 | 15 | 206265 | 21.05 | L |
| | 16 | 206266 | 21.05 | L |
| JTF308 | 15 | 206273 | 20.65 | L |
| JTF326 | 12 | JT32612 | 15.20 | L |
| | 13 | JT32613 | 15.20 | L |
| | 14 | JT32614 | 15.20 | L |
| JTF327 | 12 | JT32712 | 15.65 | L |
| | 13 | JT32713 | 15.65 | L |
| | 14 | JT32714 | 15.65 | L |
| JTF328 | 12 | JT32812 | 13.25 | L |
| | 13 | JT32813 | 13.25 | L |
| | 14 | JT32814 | 13.25 | L |
| JTF337 | 13 | JT33713 | 17.60 | L |
| | 14 | 206308 | 17.60 | L |
| JTF409 | 14 | JT40914 | 15.70 | L |
| | 16 | JT40916 | 15.70 | L |
| JTF413 | 14 | 206325 | 10.25 | L |
| JTF422 | 12 | JT42212 | 10.90 | L |
| | 13 | JT42213 | 10.90 | L |
| | 14 | 206337 | 11.90 | L |
| JTF426 | 13 | JT42613 | 9.50 | L |
| | 14 | 206352 | 9.50 | L |
| | 15 | 206353 | 9.50 | L |
| JTF427 | 11 | JT42711 | 12.50 | L |
| | 12 | JT42712 | 12.50 | L |
| | 13 | JT42713 | 12.50 | L |
| JTF428 | 12 | JT42812 | 9.50 | L |
| | 13 | JT42813 | 9.50 | L |
| | 14 | 206360 | 9.50 | L |
| JTF430 | 13 | JT43013 | 13.05 | L |
| | 15 | 206365 | 13.05 | L |
| JTF431 | 11 | JT43111 | 15.25 | L |
| | 13 | 206368 | 15.25 | L |
| | 14 | 206369 | 15.25 | L |
| | 15 | 206370 | 15.25 | L |
| JTF432 | 12 | JT43212 | 16.60 | L |
| | 13 | JT43213 | 16.60 | L |
| | 14 | JT43214 | 16.60 | L |
| | 15 | JT43215 | 18.10 | L |
| | 14 | 206379 | 14.90 | L |
| | 15 | 206380 | 14.90 | L |
| JTF434 | 13 | 206382 | 14.30 | L |
| | 14 | 206383 | 16.50 | L |
| | 15 | 206384 | 16.50 | L |
| | 16 | 206385 | 16.50 | L |
| JTF437 | 15 | JT43715 | 17.90 | L |
| | 16 | JT43716 | 17.90 | L |
| JTF507 | 13 | JT50713 | 14.50 | L |
| | 14 | 206404 | 14.50 | L |
| | 15 | 206405 | 15.25 | L |
| JTF511 | 14 | JT51114 | 22.55 | L |
| | 15 | JT51115 | 22.55 | L |
| JTF512 | 14 | JT51214 | 16.85 | L |
| | 15 | JT51215 | 16.85 | L |
| | 16 | JT51216 | 16.85 | L |
| | 17 | 206415 | 17.60 | L |
| JTF516 | 13 | 206423 | 16.05 | L |
| | 14 | 206424 | 16.05 | L |
| | 15 | 206425 | 16.05 | L |
| | 16 | 206426 | 16.50 | L |

| JT PREFIX | TEETH | OUR PART # | | |
|-----------|-------|------------|-------|---|
| JTF546 | 12 | JT54612 | 8.65 | L |
| | 13 | JT54613 | 8.65 | L |
| | 14 | JT54614 | 8.65 | L |
| | 15 | JT54615 | 8.65 | L |
| | 16 | JT54616 | 8.65 | L |
| JTF548 | 13 | JT54813 | 9.50 | L |
| JTF555 | 13 | JT55513 | 9.50 | L |
| | 14 | JT55514 | 9.50 | L |
| | 15 | JT55515 | 9.50 | L |
| JTF558 | 14 | JT55814 | 9.50 | L |
| JTF563 | 11 | JT56311 | 8.65 | L |
| | 12 | JT56312 | 8.65 | L |
| | 13 | JT56313 | 8.65 | L |
| | 14 | JT56314 | 8.65 | L |
| JTF564 | 12 | JT56412 | 10.10 | L |
| | 13 | JT56413 | 10.10 | L |
| | 14 | JT56414 | 10.10 | L |
| JTF565 | 12 | ---- | | |
| | 13 | 206481 | 11.10 | L |
| | 14 | 206483 | 11.10 | L |
| | 15 | JT56515 | 11.60 | L |
| | 16 | 206485 | 11.60 | L |
| JTF569 | 10 | 206488 | 12.85 | L |
| | 12 | JT56912 | 12.60 | L |
| | 13 | JT56913 | 12.60 | L |
| | 14 | JT56914 | 12.60 | L |
| | 15 | JT56915 | 13.50 | L |
| | 16 | JT56916 | 13.50 | L |
| | 17 | 206495 | 13.50 | L |
| JTF575 | 14 | 206501 | 15.65 | L |
| | 15 | 206502 | 15.65 | L |
| JTF576 | 18 | JT57618 | 17.35 | L |
| | 19 | JT57619 | 18.20 | L |
| JTF577 | 14 | JT57714 | 20.65 | L |
| | 15 | JT57715 | 20.65 | L |
| | 16 | JT57716 | 20.65 | L |
| JTF583 | 13 | 206523 | 18.80 | L |
| | 14 | JT58314 | 18.80 | L |
| JTR1204 | 46 | JT120446 | 22.40 | L |
| | 50 | JT120450 | 24.75 | L |
| JTR1207 | 39 | 206570 | 25.00 | L |
| JTR1208 | 44 | 206571 | 31.30 | L |
| JTR1213 | 37 | JT121337 | 17.55 | L |
| JTR1214 | 36 | JT121436 | 17.55 | L |
| | 45 | JT121445 | 17.55 | L |
| | 46 | JT121446 | 17.55 | L |
| | 47 | JT121447 | 18.25 | L |
| | 49 | 206577 | 19.40 | L |
| JTR1250 | 48 | 206582 | 30.05 | L |
| | 56 | 206583 | 30.95 | L |
| JTR1465 | 46 | JT146546 | 18.65 | L |
| | 47 | JT146547 | 20.10 | L |
| JTR1466 | 46 | 206652 | 22.80 | L |
| | 47 | 206653 | 22.80 | L |
| JTR1780 | 28 | JT178028 | 14.20 | L |
| JTR1785 | 48 | 206681 | 43.75 | L |
| JTR1786 | 52 | 206683 | 45.10 | L |
| | 41 | JT179141 | 37.80 | L |
| | 42 | JT179142 | 37.80 | L |
| | 43 | JT179143 | 37.80 | L |
| JTR1825 | 37 | 206708 | 26.60 | L |
| | 38 | JT182538 | 26.60 | L |
| | 40 | JT182540 | 28.55 | L |
| | 41 | JT182541 | 28.55 | L |
| | 42 | JT182542 | 28.55 | L |
| | 46 | 206714 | 37.85 | L |
| | 47 | 206715 | 40.80 | L |

OPTIONAL JT SPROCKET CONVERSION



| JT PREFIX | TEETH | OUR PART # | |
|-----------------|--------|------------|---------|
| JTR1842 | 42 | 206723 | 22.30 L |
| | 44 | 206724 | 22.30 L |
| | 45 | 206725 | 23.20 L |
| | 49 | JT184249 | 24.95 L |
| | 50 | JT184250 | 26.25 L |
| | 51 | JT184251 | 26.25 L |
| | 52 | JT184252 | 27.10 L |
| 55 | 206732 | 30.00 L | |
| JTR1843 | 49 | JT184349 | 24.95 L |
| | 54 | 206734 | 29.95 L |
| JTR1845 | 37 | 206735 | 24.45 L |
| JTR1857 | 38 | JT185738 | 27.05 L |
| | 40 | 206745 | 27.50 L |
| | 42 | 206746 | 27.50 L |
| | 45 | 206747 | 28.45 L |
| JTR1869 | 45 | JT186945 | 22.90 L |
| JTR210 | 38 | 206773 | 30.45 L |
| | 39 | JT21039 | 30.45 L |
| | 44 | JT21044 | 30.45 L |
| | 45 | JT21045 | 30.45 L |
| | 46 | JT21046 | 32.90 L |
| | 47 | JT21047 | 32.90 L |
| | 48 | JT21048 | 32.90 L |
| | 49 | JT21049 | 34.20 L |
| | 50 | JT21050 | 33.75 L |
| | 51 | JT21051 | 35.05 L |
| | 52 | JT21052 | 36.60 L |
| | 53 | JT21053 | 36.60 L |
| JTR215 | 47 | JT21547 | 20.10 L |
| | 49 | JT21549 | 20.30 L |
| | 50 | JT21550 | 20.95 L |
| | 51 | JT21551 | 21.95 L |
| | 55 | JT21555 | 25.90 L |
| | 56 | JT21556 | 25.90 L |
| JTR217 | 49 | JT21749 | 24.30 L |
| | 50 | 206796 | 25.25 L |
| | 55 | 206798 | 28.10 L |
| | 56 | 206799 | 28.30 L |
| JTR239 | 43 | 206804 | 18.10 L |
| | 47 | 206806 | 19.65 L |
| JTR245/2 | 40 | 206809 | 28.05 L |
| | 41 | 206810 | 28.05 L |
| | 42 | 206811 | 30.95 L |
| | 43 | 206812 | 30.95 L |
| | 46 | JT245246 | 30.95 L |
| | 47 | JT245247 | 30.95 L |
| | 48 | JT245248 | 30.95 L |
| | 49 | JT245249 | 30.95 L |
| | 50 | JT245250 | 32.15 L |
| | 51 | JT245251 | 32.70 L |
| | 52 | JT245252 | 33.95 L |
| | 53 | JT245253 | 33.95 L |
| JTR245/3 | 45 | 206824 | 30.95 L |
| JTR251 | 48 | 206832 | 30.95 L |
| | 49 | 206833 | 30.95 L |
| | 50 | 206835 | 30.95 L |
| | 51 | ----- | |
| JTR254 | 45 | 206844 | 29.25 L |
| | 50 | 206845 | 32.15 L |
| JTR255 | 37 | JT25537 | 14.10 L |
| JTR256 | 35 | JT25635 | 17.15 L |
| | 36 | JT25636 | 17.15 L |
| | 37 | 206851 | 17.15 L |
| JTR260 | 40 | JT26040 | 28.40 L |
| JTR269 | 35 | 206862 | 22.25 L |
| | 39 | 206864 | 22.25 L |
| | 40 | 206865 | 22.25 L |
| | 43 | 206867 | 25.05 L |
| JTR300 | 46 | 207371 | 34.80 L |
| | 47 | 206904 | 34.80 L |
| JTR301 | 45 | 206906 | 30.95 L |
| | 48 | 206907 | 33.45 L |

| JT PREFIX | TEETH | OUR PART # | | |
|---------------|---------------|------------|---------|---------|
| JTR460 | 39 | JT46039 | 33.40 L | |
| | 42 | 206923 | 33.40 L | |
| | 43 | 206924 | 33.40 L | |
| | 46 | JT46046 | 33.40 L | |
| | 47 | JT46047 | 36.05 L | |
| | 48 | JT46048 | 36.05 L | |
| | 49 | JT46049 | 36.05 L | |
| | 50 | JT46050 | 36.95 L | |
| | 51 | JT46051 | 36.95 L | |
| | 52 | JT46052 | 37.80 L | |
| | 53 | 206934 | 39.25 L | |
| | JTR461 | 48 | JT46148 | 20.90 L |
| | | 49 | JT46149 | 20.90 L |
| | 50 | JT46150 | 24.00 L | |
| | 51 | JT46151 | 24.00 L | |
| | 53 | JT46153 | 26.05 L | |
| | 54 | JT46154 | 26.05 L | |
| JTR462 | 49 | 206942 | 24.65 L | |
| | 50 | JT46250 | 24.95 L | |
| | 51 | JT46251 | 26.60 L | |
| | 52 | JT46252 | 27.35 L | |
| | 54 | JT46254 | 28.55 L | |
| JTR464 | 44 | JT46444 | 22.55 L | |
| | 48 | 206948 | 22.55 L | |
| | 49 | 206949 | 22.55 L | |
| | 50 | 206951 | 22.55 L | |
| JTR469 | 44 | 206952 | 25.80 L | |
| JTR471 | 48 | 206953 | 29.70 L | |
| JTR475 | 40 | 206960 | 27.95 L | |
| | 44 | JT47544 | 27.95 L | |
| JTR477 | 43 | 206972 | 34.45 L | |
| JTR487 | 42 | JT48742 | 39.30 L | |
| | 43 | JT48743 | 39.30 L | |
| | 44 | JT48744 | 40.95 L | |
| JTR797 | 51 | JT79751 | 20.95 L | |
| | 57 | JT79757 | 24.00 L | |
| JTR798 | 44 | 207098 | 25.90 L | |
| | 47 | JT79847 | 25.90 L | |
| | 48 | JT79848 | 25.90 L | |
| | 50 | 207102 | 27.05 L | |
| | 52 | 207103 | 27.05 L | |
| JTR801 | 33 | 207107 | 14.75 L | |
| | 37 | JT80137 | 16.35 L | |
| | 43 | 207112 | 16.35 L | |
| | 46 | 207114 | 18.10 L | |
| JTR802 | 32 | JT80232 | 16.35 L | |
| | 34 | JT80234 | 16.35 L | |
| | 36 | JT80236 | 18.10 L | |
| | 37 | 207119 | 18.10 L | |
| | 39 | 207121 | 19.65 L | |
| | 40 | 207122 | 19.65 L | |
| | 42 | JT80242 | 19.65 L | |
| | 48 | 207125 | 22.10 L | |
| | 50 | 207127 | 23.55 L | |
| JTR804 | 42 | 207128 | 24.10 L | |
| | 45 | 207129 | 24.10 L | |
| JTR808 | 39 | JT80839 | 33.40 L | |
| | 41 | JT80841 | 33.40 L | |
| | 43 | JT80843 | 33.40 L | |
| | 44 | JT80844 | 33.40 L | |
| | 46 | JT80846 | 34.20 L | |
| | 47 | JT80847 | 34.20 L | |
| | 48 | JT80848 | 34.20 L | |
| | 49 | JT80849 | 34.20 L | |
| | 50 | JT80850 | 34.20 L | |
| | 51 | JT80851 | 35.80 L | |
| JTR809 | 44 | JT80944 | 21.30 L | |
| | 53 | JT80953 | 28.45 L | |
| | 54 | JT80954 | 30.30 L | |
| JTR811 | 45 | JT81145 | 28.45 L | |
| | 46 | JT81146 | 28.45 L | |

| JT PREFIX | TEETH | OUR PART # | |
|---------------|-------|------------|---------|
| JTR813 | 39 | 207164 | 33.40 L |
| | 40 | 207165 | 35.05 L |
| JTR822 | 41 | JT82241 | 31.80 L |
| | 42 | JT82242 | 31.80 L |
| | 43 | JT82243 | 31.80 L |
| | 44 | JT82244 | 33.25 L |
| | 48 | JT82248 | 39.60 L |
| | 49 | JT82249 | 39.60 L |
| | 50 | JT82250 | 40.05 L |
| | 52 | 207204 | 41.10 L |
| JTR828 | 42 | JT82842 | 29.75 L |
| | 47 | 207219 | 40.95 L |
| | 50 | 207221 | 41.35 L |
| JTR831 | 46 | JT83146 | 24.60 L |
| | 48 | 207232 | 24.60 L |
| JTR832 | 32 | 207233 | 14.75 L |
| | 41 | 207235 | 16.35 L |
| | 44 | 207238 | 17.20 L |
| | 47 | JT83247 | 18.85 L |
| | 48 | JT83248 | 21.10 L |
| JTR833 | 49 | JT83349 | 24.95 L |
| JTR834 | 31 | JT83431 | 10.60 L |
| | 32 | JT83432 | 10.60 L |
| | 35 | JT83435 | 14.15 L |
| | 36 | JT83436 | 14.15 L |
| | 45 | 207249 | 16.65 L |
| | 48 | JT83448 | 17.60 L |
| JTR845 | 43 | 207263 | 27.50 L |
| | 45 | 207264 | 28.60 L |
| | 46 | 207265 | 28.15 L |
| | 47 | 207266 | 28.15 L |
| | 48 | 207267 | 29.50 L |
| | 49 | 207268 | 30.95 L |
| JTR853 | 40 | JT85340 | 25.00 L |
| | 41 | JT85341 | 25.00 L |
| | 42 | JT85342 | 25.95 L |
| | 43 | 207280 | 25.95 L |
| | 44 | JT85344 | 26.65 L |
| | 46 | 207283 | 26.65 L |
| | 47 | JT85347 | 29.50 L |
| | 48 | JT85348 | 29.50 L |
| | 49 | JT85349 | 29.50 L |
| | 50 | JT85350 | 29.50 L |
| | 51 | JT85351 | 30.20 L |
| | 52 | JT85352 | 30.20 L |
| JTR855 | 47 | 207294 | 39.15 L |
| | 48 | 207295 | 39.15 L |
| JTR857 | 38 | JT85738 | 27.05 L |
| | 40 | JT85740 | 27.50 L |
| | 42 | JT85742 | 27.50 L |
| | 45 | JT85745 | 28.45 L |
| | 46 | JT85746 | 28.45 L |
| JTR894 | 46 | 207337 | 18.40 L |
| | 50 | 207338 | 20.55 L |
| JTR895 | 46 | 207339 | 21.25 L |
| | 49 | 207340 | 23.35 L |
| JTR896 | 45 | JT89645 | 40.95 L |
| | 48 | JT89648 | 42.60 L |
| | 50 | JT89650 | 42.60 L |
| | 52 | JT89652 | 44.15 L |
| JTR897 | 38 | JT89738 | 37.60 L |
| | 40 | JT89740 | 37.60 L |
| | 42 | JT89742 | 37.60 L |
| | 45 | JT89745 | 40.35 L |
| | 47 | JT89747 | 42.00 L |
| | 48 | JT89748 | 42.00 L |
| | 49 | JT89749 | 42.00 L |
| | 50 | JT89750 | 42.00 L |
| | 52 | JT89752 | 43.50 L |
| JTR898 | 37 | 207355 | 38.20 L |
| | 38 | 207356 | 38.20 L |
| | 41 | 207357 | 38.20 L |
| JTR899 | 42 | 207358 | 39.90 L |
| | 45 | JT89945 | 39.90 L |
| JTR999 | 42 | 207361 | 22.30 L |
| | 45 | 207362 | 23.45 L |
| | 50 | 207363 | 26.65 L |

- accessories
- body
- handlebar & grips
- cables & levers
- exhaust
- engine
- fuel & intake
- electrical & ignition
- clutch
- drive**
- bearings
- brakes
- steering & suspension
- tires
- tools & shop

- accessories
- body
- handlebar & grips
- cables & levers
- exhaust
- engine
- fuel & intake
- electrical & ignition
- clutch
- drive**
- bearings
- brakes
- steering & suspension
- tires
- tools & shop



ALUMINUM ALLOY REAR SPROCKETS

- Made from the latest generation of computer design and control metal cutting equipment for maximum durability.
- JT Alloy rear sprockets are made from the finest 7075 aluminum.
- All sprockets are heat treated and hand finished to meet or exceed the highest possible quality standards.

| | YEAR | STOCK SPROCKET | | JT PREFIX | # OF TEETH |
|-------------------------|-------|----------------|-------|-----------|------------|
| HONDA DIRT BIKES | | | | | |
| CR80 R | 85 | 207388 | 35.80 | L JTA215 | 49 |
| CR80 R | 86-95 | 207388 | 35.80 | L JTA215 | 49 |
| CR80 R | 86-95 | 207394 | 46.15 | L JTA217 | 49 |
| 428 Chain Conversion | | | | | |
| CR80 R | 96-02 | 207388 | 35.80 | L JTA215 | 49 |
| CR80 R | 96-02 | 207394 | 46.15 | L JTA217 | 49 |
| 428 Chain Conversion | | | | | |
| CR80 RB Expert | 96-02 | 207392 | 41.00 | L JTA215 | 55 |
| CR80 RB Expert | 96-02 | 207395 | 49.50 | L JTA217 | 55 |
| 428 Chain Conversion | | | | | |
| CR85 R | 03-04 | 207389 | 35.80 | L JTA215 | 50 |
| CR85 R | 05-07 | 207388 | 35.80 | L JTA215 | 49 |
| CR85 R | 05-07 | 207394 | 46.15 | L JTA217 | 49 |
| 428 Chain Conversion | | | | | |
| CR85 RB Expert | 03-04 | 207393 | 41.45 | L JTA215 | 56 |
| CR85 RB Expert | 05-07 | 207392 | 41.00 | L JTA215 | 55 |
| CR85 RB Expert | 05-07 | 207395 | 49.50 | L JTA217 | 55 |
| 428 Chain Conversion | | | | | |
| CR125 R | 83-84 | 207383 | 48.10 | L JTA210 | 51 |
| CR125 R | 85 | 207383 | 48.10 | L JTA210 | 51 |
| CR125 R | 86 | 207383 | 48.10 | L JTA210 | 51 |
| CR125 R | 87-96 | 207383 | 48.10 | L JTA210 | 51 |
| CR125 R | 97 | 207381 | 45.25 | L JTA210 | 49 |
| CR125 R | 98-99 | 207383 | 48.10 | L JTA210 | 51 |
| CR125 R | 00-01 | 207384 | 49.20 | L JTA210 | 52 |
| CR125 R | 02 | 207383 | 48.10 | L JTA210 | 51 |
| CR125 R | 03 | 207384 | 49.20 | L JTA210 | 52 |
| CR125 R | 04-07 | 207384 | 49.20 | L JTA210 | 52 |
| CRF150 F | 03-06 | 207380 | 43.80 | L JTA210 | 48 |
| CRF150 F | 07-09 | 207379 | 42.05 | L JTA210 | 47 |
| CRF150 R | 07-14 | 207389 | 35.80 | L JTA215 | 50 |
| CRF150 RB | 07-09 | 207393 | 41.45 | L JTA215 | 56 |
| CRF230 F | 03-09 | 207382 | 46.30 | L JTA210 | 50 |
| CR250 R | 84-85 | 207383 | 48.10 | L JTA210 | 51 |
| CR250 R | 86 | 207383 | 48.10 | L JTA210 | 51 |
| CR250 R | 87 | 207385 | 50.95 | L JTA210 | 53 |
| CR250 R | 88-91 | 207383 | 48.10 | L JTA210 | 51 |
| CR250 R | 92-93 | 207381 | 45.25 | L JTA210 | 49 |
| CR250 R | 94-95 | 207381 | 45.25 | L JTA210 | 49 |
| CR250 R | 96-01 | 207382 | 46.30 | L JTA210 | 50 |
| CR250 R | 02-05 | 207380 | 43.80 | L JTA210 | 48 |
| CR250 R | 06-08 | 207381 | 45.25 | L JTA210 | 49 |
| CRF250 R | 04-09 | 207383 | 48.10 | L JTA210 | 51 |
| CRF250 R | 10 | 207380 | 43.80 | L JTA210 | 48 |
| CRF250 R | 11-14 | 207381 | 45.25 | L JTA210 | 49 |
| CRF250 X | 04-06 | 207385 | 50.95 | L JTA210 | 53 |
| CRF250 X | 07-12 | 207385 | 50.95 | L JTA210 | 53 |
| XR250 R | 96-04 | 207380 | 43.80 | L JTA210 | 48 |
| XR400 R | 96-04 | 207377 | 38.45 | L JTA210 | 45 |
| CRF450 R | 02-03 | 207382 | 46.30 | L JTA210 | 50 |
| CRF450 R | 04-14 | 207380 | 43.80 | L JTA210 | 48 |
| CRF450 X | 05-14 | 207383 | 48.10 | L JTA210 | 51 |
| CR500 R | 84-85 | 207383 | 48.10 | L JTA210 | 51 |
| CR500 R | 86-87 | 207383 | 48.10 | L JTA210 | 51 |
| CR500 R | 88-91 | 207383 | 48.10 | L JTA210 | 51 |
| CR500 R | 92-01 | 207381 | 45.25 | L JTA210 | 49 |
| XR650 R | 00-07 | 207380 | 43.80 | L JTA210 | 48 |

| | YEAR | STOCK SPROCKET | | JT PREFIX | # OF TEETH |
|--|-------|----------------|-------|-----------|------------|
| KAWASAKI DIRT BIKES | | | | | |
| KX60 A1-A2 | 83-84 | 207420 | 42.55 | L JTA464 | 44 |
| KX60 B1-B19 | 85-03 | 207420 | 42.55 | L JTA464 | 44 |
| KX65 A1-A2 | 00-01 | 207477 | 34.00 | L JTA1465 | 46 |
| KX65 A3-A6/A6F/A7F/A8F/A9F/AAF/ABF/ACF | 02-14 | 207478 | 34.00 | L JTA1465 | 47 |
| KX80 G1-G2 | 86-87 | 207410 | 35.80 | L JTA461 | 49 |
| KX80 G1-G2 | 86-87 | 207416 | 41.00 | L JTA462 | 49 |
| 428 Chain Conversion | | | | | |
| KX80 J2 | 87 | 207415 | 41.00 | L JTA461 | 54 |
| KX80 J2 | 87 | 207419 | 49.50 | L JTA462 | 54 |
| 428 Chain Conversion | | | | | |
| KX80 L1 | 88 | 207409 | 33.85 | L JTA461 | 48 |
| KX80 N1 | 88 | 207414 | 41.00 | L JTA461 | 53 |
| KX80 L2-L3 | 89-90 | 207410 | 35.80 | L JTA461 | 49 |
| KX80 L2-L3 | 89-90 | 207416 | 41.00 | L JTA462 | 49 |
| 428 Chain Conversion | | | | | |
| KX80 N2-N3 | 89-90 | 207415 | 41.00 | L JTA461 | 54 |
| KX80 N2-N3 | 89-90 | 207419 | 49.50 | L JTA462 | 54 |
| 428 Chain Conversion | | | | | |
| KX80 R1-R7 | 91-97 | 207410 | 35.80 | L JTA461 | 49 |
| KX80 R1-R7 | 91-97 | 207416 | 41.00 | L JTA462 | 49 |
| 428 Chain Conversion | | | | | |
| KX80 T1-T4 (Big Wheel) | 91-94 | 207415 | 41.00 | L JTA461 | 54 |
| KX80 T1-T4 (Big Wheel) | 91-94 | 207419 | 49.50 | L JTA462 | 54 |
| 428 Chain Conversion | | | | | |
| KX80 W1-W3 | 98-00 | 207411 | 35.80 | L JTA461 | 50 |
| KX85 A1-A5/A6F/A7F/A8F/A9F/AAF/ABF/ACF | 01-14 | 207411 | 35.80 | L JTA461 | 50 |
| KX85 B1-B3 Big Wheel | 01-03 | 207412 | 37.40 | L JTA461 | 51 |
| KX85 B1-B3 Big Wheel | 01-03 | 207417 | 46.15 | L JTA462 | 51 |
| 428 Chain Conversion | | | | | |
| KX100 B5-B7 | 95-97 | 207415 | 41.00 | L JTA461 | 54 |
| KX100 B5-B7 | 95-97 | 207419 | 49.50 | L JTA462 | 54 |
| 428 Chain Conversion | | | | | |
| KX100 C1-C3 | 98-00 | 207412 | 37.40 | L JTA461 | 51 |
| KX100 C1-C3 | 98-00 | 207417 | 46.15 | L JTA462 | 51 |
| 428 Chain Conversion | | | | | |
| KX100 D1-D5/D6F/D7F/D8F/D9F/DBF/DCF | 01-14 | 207412 | 37.40 | L JTA461 | 51 |
| KX100 D1-D5/D6F/D7F/D8F/D9F/DBF/DCF | 01-14 | 207417 | 46.15 | L JTA462 | 51 |
| 428 Chain Conversion | | | | | |
| KX125 A6 | 80 | 207408 | 49.20 | L JTA460 | 52 |
| KX125 B1 | 82 | 207407 | 48.10 | L JTA460 | 51 |
| KX125 B2 | 83 | 207406 | 46.30 | L JTA460 | 50 |
| KX125 C1 | 84 | 207406 | 46.30 | L JTA460 | 50 |
| KX125 D1 | 85 | 207403 | 42.05 | L JTA460 | 47 |
| KX125 E1 | 86 | 207403 | 42.05 | L JTA460 | 47 |
| KX125 E2 | 87 | 207403 | 42.05 | L JTA460 | 47 |
| KX125 F1 | 88 | 207403 | 42.05 | L JTA460 | 47 |
| KX125 G1 | 89 | 207403 | 42.05 | L JTA460 | 47 |
| KX125 H1-H2 | 90-91 | 207404 | 43.80 | L JTA460 | 48 |
| KX125 J1-J2 | 92-93 | 207405 | 45.25 | L JTA460 | 49 |
| KX125 K1-K2 | 94-95 | 207405 | 45.25 | L JTA460 | 49 |

JT ALLOY REAR SPROCKETS

| | YEAR | STOCK SPROCKET | | JT PREFIX | # OF TEETH |
|--------------------------------------|-------|----------------|---------|-----------|------------|
| KAWASAKI DIRT BIKES CONTINUED | | | | | |
| KX125 K3-K4 | 96-97 | 207406 | 46.30 L | JTA460 | 50 |
| KX125 K5 | 98 | 207404 | 43.80 L | JTA460 | 48 |
| KX125 L1 | 99 | 207404 | 43.80 L | JTA460 | 48 |
| KX125 L2-L4 | 00-02 | 207405 | 45.25 L | JTA460 | 49 |
| KX125 M1 | 03 | 207407 | 48.10 L | JTA460 | 51 |
| KX125 M2/M3/M4/M6F/M7F/M8F | 04-08 | 207407 | 48.10 L | JTA460 | 51 |
| KLX140 L B8F/B9F/BAF/BBF/BCF | 08-14 | 207417 | 46.15 L | JTA462 | 51 |
| KDX175 A1-A3 | 80-82 | 207408 | 49.20 L | JTA460 | 52 |
| KDX200 A1 | 83 | 207404 | 43.80 L | JTA460 | 48 |
| KDX200 A2-A3 | 84-85 | 207404 | 43.80 L | JTA460 | 48 |
| KDX200 C1-C3 | 86-88 | 207404 | 43.80 L | JTA460 | 48 |
| KDX200 E1-E6 | 89-94 | 207403 | 42.05 L | JTA460 | 47 |
| KDX200 H1-H11/H6F | 95-06 | 207403 | 42.05 L | JTA460 | 47 |
| KDX220 A4-A12 | 97-05 | 207403 | 42.05 L | JTA460 | 47 |
| KDX250 B3-B4 | 83-84 | 207406 | 46.30 L | JTA460 | 50 |
| KDX250 D1-D4 | 91-94 | 207404 | 43.80 L | JTA460 | 48 |
| KLX250 A1/A2 | 79-80 | 207402 | 40.60 L | JTA460 | 46 |
| KLX250 D2-D4 (KLX250 R) | 94-96 | 207406 | 46.30 L | JTA460 | 50 |
| KX250 B1 | 82 | 207404 | 43.80 L | JTA460 | 48 |
| KX250 C1-C2 | 83-84 | 207406 | 46.30 L | JTA460 | 50 |
| KX250 D1 | 85 | 207406 | 46.30 L | JTA460 | 50 |
| KX250 D2 | 86 | 207404 | 43.80 L | JTA460 | 48 |
| KX250 E1 | 87 | 207403 | 42.05 L | JTA460 | 47 |
| KX250 F1 | 88 | 207403 | 42.05 L | JTA460 | 47 |
| KX250 G1 | 89 | 207403 | 42.05 L | JTA460 | 47 |
| KX250 H1-H2 | 90-91 | 207404 | 43.80 L | JTA460 | 48 |
| KX250 J1-J2 | 92-93 | 207405 | 45.25 L | JTA460 | 49 |
| KX250 K1-K3 | 94-96 | 207405 | 45.25 L | JTA460 | 49 |
| KX250 K4 | 97 | 207405 | 45.25 L | JTA460 | 49 |
| KX250 K5 | 98 | 207404 | 43.80 L | JTA460 | 48 |
| KX250 L1-L3 | 99-01 | 207404 | 43.80 L | JTA460 | 48 |
| KX250 L4 | 02 | 207405 | 45.25 L | JTA460 | 49 |
| KX250 M1-M2 | 03-04 | 207405 | 45.25 L | JTA460 | 49 |
| KX250 R1/R6F/R7F/R8F | 05-08 | 207407 | 48.10 L | JTA460 | 51 |
| KX250 F-N1/N2 | 04-05 | 207404 | 43.80 L | JTA460 | 48 |
| KX250 F-T6F | 06 | 207404 | 43.80 L | JTA460 | 48 |
| KX250 F-T7F/T8F/W9F/XAFB | 07-10 | 207404 | 43.80 L | JTA460 | 48 |
| KX250 F-YBF/YCF | 11-14 | 207406 | 46.30 L | JTA460 | 50 |
| KLX300 A2-A7 | 97-02 | 207406 | 46.30 L | JTA460 | 50 |
| KLX300 A8/A9/A10/A6F/A7F (KLX 300 R) | 03-07 | 207406 | 46.30 L | JTA460 | 50 |
| KLX400 B1 (KLX 400 R) | 03 | 207428 | 42.05 L | JTA808 | 47 |
| KLX450R A8F/A9F/AAF/ABF/ACF | 08-14 | 207406 | 46.30 L | JTA460 | 50 |
| KX450 F-D6F/D7F/D8F/E9F/EAF/EBF/FCF | 06-14 | 207406 | 46.30 L | JTA460 | 50 |
| KX500 A2 | 84 | 207402 | 40.60 L | JTA460 | 46 |
| KX500 B1 | 85 | 207402 | 40.60 L | JTA460 | 46 |
| KX500 B2 | 86 | 207404 | 43.80 L | JTA460 | 48 |
| KX500 C1 | 87 | 207403 | 42.05 L | JTA460 | 47 |
| KX500 D1 | 88 | 207403 | 42.05 L | JTA460 | 47 |
| KX500 E1-E16 | 89-04 | 207403 | 42.05 L | JTA460 | 47 |
| KLX650 A1-A3, D1 (KLX650 R) | 93-96 | 207405 | 45.25 L | JTA460 | 49 |

| | YEAR | STOCK SPROCKET | | JT PREFIX | # OF TEETH |
|-----------------------|-------|----------------|---------|-----------|------------|
| KTM DIRT BIKES | | | | | |
| 60 SX | 98-99 | 207457 | 35.80 L | JTA894 | 46 |
| 65 SX | 98-02 | 207457 | 35.80 L | JTA894 | 46 |
| 65 SX | 03 | 207458 | 37.40 L | JTA894 | 50 |
| 65 SX | 04-11 | 207458 | 37.40 L | JTA894 | 50 |
| 65 XC | 08-09 | 207458 | 37.40 L | JTA894 | 50 |
| 85 SX | 04-12 | 207459 | 39.65 L | JTA895 | 46 |
| 85 SX LW | 04-12 | 207462 | 46.15 L | JTA895 | 49 |
| 85 XC | 08-09 | 207459 | 39.65 L | JTA895 | 46 |
| 105 SX | 07-11 | 207462 | 46.15 L | JTA895 | 49 |
| 105 XC | 08-09 | 207462 | 46.15 L | JTA895 | 49 |
| 125 Enduro | 86-87 | 207466 | 49.70 L | JTA896 | 52 |
| 125 Enduro | 88 | 207465 | 46.15 L | JTA896 | 50 |
| 125 Enduro | 89 | 207464 | 42.55 L | JTA896 | 48 |
| 125 Enduro | 90 | 207465 | 46.15 L | JTA896 | 50 |
| 125 Enduro | 91-94 | 207472 | 43.80 L | JTA897 | 48 |
| 125 EGS | 92-99 | 207470 | 38.45 L | JTA897 | 45 |
| 125 EXC Enduro | 91-03 | 207474 | 46.30 L | JTA897 | 50 |
| 125 EXC Enduro | 04-10 | 207469 | 34.90 L | JTA897 | 42 |
| 125 MX | 88-89 | 207465 | 46.15 L | JTA896 | 50 |
| 125 MX | 90 | 207466 | 49.70 L | JTA896 | 52 |
| 125 SX Motocross | 93-04 | 207474 | 46.30 L | JTA897 | 50 |
| 125 SX Motocross | 05-14 | 207474 | 46.30 L | JTA897 | 50 |
| 144 SX | 08 | 207474 | 46.30 L | JTA897 | 50 |
| 150 SX Motocross | 08-13 | 207474 | 46.30 L | JTA897 | 50 |
| 150 XC | 10-14 | 207474 | 46.30 L | JTA897 | 50 |
| 200 EXC Enduro | 99-05 | 207472 | 43.80 L | JTA897 | 48 |
| 200 XC Enduro | 06-09 | 207472 | 43.80 L | JTA897 | 48 |
| 200 XC-W Enduro | 06-14 | 207472 | 43.80 L | JTA897 | 48 |
| 200 MXC Enduro | 98 | 207474 | 46.30 L | JTA897 | 50 |
| 200 MXC Enduro | 99-04 | 207472 | 43.80 L | JTA897 | 48 |
| 200 SX | 03-06 | 207470 | 38.45 L | JTA897 | 45 |
| 250 Enduro | 81-87 | 207466 | 49.70 L | JTA896 | 52 |
| 250 Enduro | 88 | 207465 | 46.15 L | JTA896 | 50 |
| 250 Enduro | 89 | 207466 | 49.70 L | JTA896 | 52 |
| 250 Enduro | 90 | 207474 | 46.30 L | JTA897 | 50 |
| 250 EGS | 90-99 | 207472 | 43.80 L | JTA897 | 48 |
| 250 EXC Enduro | 91-94 | 207474 | 46.30 L | JTA897 | 50 |
| 250 EXC Enduro | 95 | 207474 | 46.30 L | JTA897 | 50 |
| 250 EXC Enduro | 96-04 | 207476 | 49.20 L | JTA897 | 52 |
| 250 EXC Enduro | 05 | 207474 | 46.30 L | JTA897 | 50 |
| 250 EXC Racing | 02 | 207472 | 43.80 L | JTA897 | 48 |
| 250 EXC Racing | 03 | 207470 | 38.45 L | JTA897 | 45 |
| 250 EXC Racing | 04-05 | 207470 | 38.45 L | JTA897 | 45 |
| 250 MX | 83-87 | 207466 | 49.70 L | JTA896 | 52 |
| 250 MX | 88 | 207465 | 46.15 L | JTA896 | 50 |
| 250 MX | 89 | 207466 | 49.70 L | JTA896 | 52 |
| 250 MX | 90-95 | 207474 | 46.30 L | JTA897 | 50 |
| 250 MXC Motocross | 98-02 | 207476 | 49.20 L | JTA897 | 52 |
| 250 SX Motocross | 95 | 207474 | 46.30 L | JTA897 | 50 |
| 250 SX Motocross | 96-03 | 207474 | 46.30 L | JTA897 | 50 |
| 250 SX Motocross | 04 | 207474 | 46.30 L | JTA897 | 50 |
| 250 SX Motocross | 05-14 | 207472 | 43.80 L | JTA897 | 48 |
| 250 SX-F | 06-12 | 207472 | 43.80 L | JTA897 | 48 |
| 250 XC Enduro | 06-07 | 207474 | 46.30 L | JTA897 | 50 |
| 250 XC Enduro | 08-14 | 207474 | 46.30 L | JTA897 | 50 |
| 250 XC-F Enduro | 06-11 | 207472 | 43.80 L | JTA897 | 48 |
| 250 XC-F Enduro | 12-14 | 207474 | 46.30 L | JTA897 | 50 |
| 250 XCF-W Enduro | 07-11 | 207476 | 49.20 L | JTA897 | 52 |
| 250 XCF-W Enduro | 12-14 | 207474 | 46.30 L | JTA897 | 50 |
| 250 XCF-W Six Days | 11-14 | 207476 | 49.20 L | JTA897 | 52 |
| 300 Enduro | 90-95 | 207474 | 46.30 L | JTA897 | 50 |
| 300 EGS | 90-98 | 207472 | 43.80 L | JTA897 | 48 |

- accessories
- body
- handlebar & grips
- cables & levers
- exhaust
- engine
- fuel & intake
- electrical & ignition
- clutch
- drive**
- bearings
- brakes
- steering & suspension
- tires
- tools & shop

JT ALLOY REAR SPROCKETS

- accessories
- body
- handlebar & grips
- cables & levers
- exhaust
- engine
- fuel & intake
- electrical & ignition
- clutch
- drive
- bearings
- brakes
- steering & suspension
- tires
- tools & shop

| | YEAR | STOCK SPROCKET | JT PREFIX | # OF TEETH |
|---------------------------------|-------|----------------|-----------|------------|
| KTM DIRT BIKES CONTINUED | | | | |
| 300 EXC Enduro | 95-97 | 207474 46.30 L | JTA897 | 50 |
| 300 EXC Enduro | 98 | 207476 49.20 L | JTA897 | 52 |
| 300 EXC Enduro | 99 | 207474 46.30 L | JTA897 | 50 |
| 300 EXC Enduro | 00-03 | 207476 49.20 L | JTA897 | 52 |
| 300 EXC Enduro | 04 | 207469 34.90 L | JTA897 | 42 |
| 300 EXC Enduro | 05 | 207474 46.30 L | JTA897 | 50 |
| 300 MX | 90 | 207472 43.80 L | JTA897 | 48 |
| 300 MX | 91-94 | 207474 46.30 L | JTA897 | 50 |
| 300 MXC Motocross | 95-02 | 207474 46.30 L | JTA897 | 50 |
| 300 MXC Motocross | 03-05 | 207474 46.30 L | JTA897 | 50 |
| 300 SX Motocross | 93-95 | 207474 46.30 L | JTA897 | 50 |
| 300 XC Enduro | 06-14 | 207474 46.30 L | JTA897 | 50 |
| 300 XC-W Enduro | 06-14 | 207474 46.30 L | JTA897 | 50 |
| 350 Enduro | 84-87 | 207466 49.70 L | JTA896 | 52 |
| 350 Enduro | 88-89 | 207465 46.15 L | JTA896 | 50 |
| 350 MX | 89 | 207465 46.15 L | JTA896 | 50 |
| 350 LC4 Enduro | 93-94 | 207474 46.30 L | JTA897 | 50 |
| 350 SX-F | 11-14 | 207474 46.30 L | JTA897 | 50 |
| 350 XC-F | 12 | 207474 46.30 L | JTA897 | 50 |
| 350 XCF-W | 12-14 | 207476 49.20 L | JTA897 | 52 |
| 360 EGS | 96-97 | 207468 34.90 L | JTA897 | 40 |
| 360 EXC Enduro | 96-97 | 207474 46.30 L | JTA897 | 50 |
| 360 MXC | 96-97 | 207476 49.20 L | JTA897 | 52 |
| 360 SX Motocross | 96-97 | 207474 46.30 L | JTA897 | 50 |
| 380 EXC Enduro | 98-02 | 207476 49.20 L | JTA897 | 52 |
| 380 MXC Motocross | 98-02 | 207476 49.20 L | JTA897 | 52 |
| 380 SX Motocross | 98-02 | 207474 46.30 L | JTA897 | 50 |
| 400 Duke | 95-96 | 207469 34.90 L | JTA897 | 42 |
| 400 LC4 EGS-E | 96-97 | 207474 46.30 L | JTA897 | 50 |
| 400 LC4 Enduro | 93-96 | 207474 46.30 L | JTA897 | 50 |
| 400 LC4 Enduro | 97-01 | 207470 38.45 L | JTA897 | 45 |
| 400 LSE | 97-98 | 207470 38.45 L | JTA897 | 45 |
| 400 EXC Racing | 00-02 | 207474 46.30 L | JTA897 | 50 |
| 400 EXC Enduro Racing | 01-02 | 207474 46.30 L | JTA897 | 50 |
| 400 EXC Enduro Racing | 03-04 | 207474 46.30 L | JTA897 | 50 |
| 400 EXC Enduro Racing | 05 | 207474 46.30 L | JTA897 | 50 |
| 400 EXC-G Enduro Racing | 06 | 207474 46.30 L | JTA897 | 50 |
| 400 XC-G Enduro Racing | 06 | 207474 46.30 L | JTA897 | 50 |
| 400 MXC Racing | 01-02 | 207474 46.30 L | JTA897 | 50 |
| 400 RXC | 94-98 | 207470 38.45 L | JTA897 | 45 |
| 400 Super Competition | 95-96 | 207474 46.30 L | JTA897 | 50 |
| 400 Super Competition | 97-00 | 207472 43.80 L | JTA897 | 48 |
| 400 SX Motocross | 98 | 207474 46.30 L | JTA897 | 50 |
| 400 SX Racing | 99-02 | 207474 46.30 L | JTA897 | 50 |
| 400 XC-W | 07-10 | 207476 49.20 L | JTA897 | 52 |
| 420 Enduro | 81-83 | 207466 49.70 L | JTA896 | 52 |
| 420 MX | 81-83 | 207466 49.70 L | JTA896 | 52 |
| 440 EXC | 94-95 | 207472 43.80 L | JTA897 | 48 |
| 440 MXC | 94 | 207472 43.80 L | JTA897 | 48 |
| 440 MXC | 95 | 207474 46.30 L | JTA897 | 50 |
| 440 SX | 94 | 207474 46.30 L | JTA897 | 50 |
| 450 EXC Racing | 03-11 | 207470 38.45 L | JTA897 | 45 |
| 450 MXC Racing | 03-04 | 207470 38.45 L | JTA897 | 45 |
| 450 MXC Racing | 05 | 207474 46.30 L | JTA897 | 50 |
| 450 SMR | 04-07 | 207470 38.45 L | JTA897 | 45 |
| 450 SMR | 08-10 | 207472 43.80 L | JTA897 | 48 |
| 450 SMC | 06 | 207470 38.45 L | JTA897 | 45 |
| 450 SX Racing | 03 | 207474 46.30 L | JTA897 | 50 |
| 450 SX Racing | 04-06 | 207476 49.20 L | JTA897 | 52 |
| 450 SX-F | 07-14 | 207476 49.20 L | JTA897 | 52 |
| 450 XC-W | 07-09 | 207474 46.30 L | JTA897 | 50 |
| 450 XC-W | 12-14 | 207476 49.20 L | JTA897 | 52 |

| | YEAR | STOCK SPROCKET | JT PREFIX | # OF TEETH |
|---------------------------------|-------|----------------|-----------|------------|
| KTM DIRT BIKES CONTINUED | | | | |
| 450 XC-W Six Days | 10-11 | 207476 49.20 L | JTA897 | 52 |
| 495 MX | 81-84 | 207466 49.70 L | JTA896 | 52 |
| 500 MX | 85-87 | 207466 49.70 L | JTA896 | 52 |
| 500 MX | 88-89 | 207465 46.15 L | JTA896 | 50 |
| 500 MX | 90 | 207466 49.70 L | JTA896 | 52 |
| 500 MX | 91-93 | 207465 46.15 L | JTA896 | 50 |
| 500 SX Motocross | 95 | 207474 46.30 L | JTA897 | 50 |
| 500 XC-W | 12-14 | 207474 46.30 L | JTA897 | 50 |
| 505 SX-F | 07-09 | 207476 49.20 L | JTA897 | 52 |
| 505 XC-F | 08-09 | 207476 49.20 L | JTA897 | 52 |
| 505 XC-W | 08 | 207476 49.20 L | JTA897 | 52 |
| 520 EXC Racing | 00-02 | 207472 43.80 L | JTA897 | 48 |
| 520 MXC Racing | 01-02 | 207472 43.80 L | JTA897 | 48 |
| 520 SX Motocross Racing | 99-02 | 207472 43.80 L | JTA897 | 48 |
| 525 EXC Racing | 03-05 | 207470 38.45 L | JTA897 | 45 |
| 525 EXC-G Racing | 06 | 207474 46.30 L | JTA897 | 50 |
| 525 XC-G Racing | 06 | 207474 46.30 L | JTA897 | 50 |
| 525 MXC Desert Racing | 03-05 | 207470 38.45 L | JTA897 | 45 |
| 525 XC Desert Racing | 06 | 207474 46.30 L | JTA897 | 50 |
| 525 SMR | 04-05 | 207470 38.45 L | JTA897 | 45 |
| 525 SMC | 06 | 207470 38.45 L | JTA897 | 45 |
| 525 SX Racing | 03-05 | 207472 43.80 L | JTA897 | 48 |
| 525 SX Racing | 06 | 207472 43.80 L | JTA897 | 48 |
| 530 EXC | 08-11 | 207470 38.45 L | JTA897 | 45 |
| 530 XC-W Six Days | 10-11 | 207470 38.45 L | JTA897 | 45 |
| 560 SMR | 06-07 | 207470 38.45 L | JTA897 | 45 |
| 600 LC4 Enduro | 90 | 207470 38.45 L | JTA897 | 45 |
| 600 LC4 Enduro | 91-93 | 207474 46.30 L | JTA897 | 50 |
| 600 LC4 MX | 89 | 207466 49.70 L | JTA896 | 52 |
| 600 LC4 MX | 90-92 | 207476 49.20 L | JTA897 | 52 |
| 620 LC4 Duke | 95-98 | 207467 30.40 L | JTA897 | 38 |
| 620 LC4 EGS | 94-98 | 207474 46.30 L | JTA897 | 50 |
| 620 LC4 Enduro | 94 | 207474 46.30 L | JTA897 | 50 |
| 620 LC4 Enduro | 95-96 | 207474 46.30 L | JTA897 | 50 |
| 620 LC4 E Enduro | 97-98 | 207474 46.30 L | JTA897 | 50 |
| 620 LC4 SX Motocross | 95-98 | 207474 46.30 L | JTA897 | 50 |
| 620 LSE | 97-98 | 207468 34.90 L | JTA897 | 40 |
| 620 LC4 RXE | 95-98 | 207468 34.90 L | JTA897 | 40 |
| 620 Super Competition | 95-96 | 207474 46.30 L | JTA897 | 50 |
| 620 Super Competition | 97-99 | 207474 46.30 L | JTA897 | 50 |
| 625 LC4 Supermoto | 02 | 207469 34.90 L | JTA897 | 42 |
| 625 LC4 Supercompetition | 02 | 207469 34.90 L | JTA897 | 42 |
| 625 SXC | 03-06 | 207468 34.90 L | JTA897 | 40 |
| 625 SMC | 04 | 207467 30.40 L | JTA897 | 38 |
| 625 SMC | 05-06 | 207468 34.90 L | JTA897 | 40 |
| 640 LC4 Adventure | 99-06 | 207469 34.90 L | JTA897 | 42 |
| 640 LC4 Duke II | 00-03 | 207467 30.40 L | JTA897 | 38 |
| 640 LC4 Duke II | 04-06 | 207469 34.90 L | JTA897 | 42 |
| 640 LC4 E Enduro | 00-05 | 207469 34.90 L | JTA897 | 42 |
| 640 LC4 Super Moto | 99-06 | 207469 34.90 L | JTA897 | 42 |
| 660 SMC | 03-04 | 207467 30.40 L | JTA897 | 38 |
| 660 SMC | 05-06 | 207468 34.90 L | JTA897 | 40 |
| 690 Duke | 08-10 | 207468 34.90 L | JTA897 | 40 |
| 690 Duke R | 10 | 207468 34.90 L | JTA897 | 40 |
| 690 Enduro | 08-10 | 207470 38.45 L | JTA897 | 45 |
| 690 Enduro R | 08-11 | 207470 38.45 L | JTA897 | 45 |
| 690 Supermoto | 07-10 | 207468 34.90 L | JTA897 | 40 |
| 690 Supermoto R | 08-10 | 207468 34.90 L | JTA897 | 40 |
| 690 SMC | 08-11 | 207469 34.90 L | JTA897 | 42 |

JT ALLOY REAR SPROCKETS • DIRT BIKE

| | YEAR | STOCK SPROCKET | JT PREFIX | # OF TEETH |
|---|-------|----------------|-----------|------------|
| SUZUKI DIRT BIKES | | | | |
| RM60 K3 | 03 | 207420 42.55 L | JTA464 | 44 |
| RM65 K3/K4/K5 | 03-05 | 207478 34.00 L | JTA1465 | 47 |
| RM80 Z | 82 | 207426 47.90 L | JTA798 | 52 |
| RM80 D | 83 | 207424 46.15 L | JTA798 | 50 |
| RM80 G/H/J
428 Chain Conversion | 86-88 | 207424 46.15 L | JTA798 | 50 |
| RM80 K/L/M/N/P/R/S/T/V/
W/X/Y/K1 | 86-01 | 207487 41.00 L | JTA798 | 48 |
| RM85 K2/K3/K4/K5/K6/
K7/K8/K9/L0/L1/L2 | 02-13 | 207421 39.65 L | JTA798 | 47 |
| RM85 L K2/K3/K4/K5/K6/
K7/K8/K9/L0/L1/L2 | 02-13 | 207421 39.65 L | JTA798 | 47 |
| RM100 K3 | 03 | 207412 37.40 L | JTA461 | 51 |
| RM100 K3 428 Chain Conversion | 03 | 207417 46.15 L | JTA462 | 51 |
| RM125 T | 80 | 207432 48.10 L | JTA808 | 51 |
| RM125 X/Z | 81-82 | 207432 48.10 L | JTA808 | 51 |
| RM125 D | 83 | 207432 48.10 L | JTA808 | 51 |
| RM125 E | 84 | 207432 48.10 L | JTA808 | 51 |
| RM125 F | 85 | 207430 45.25 L | JTA808 | 49 |
| RM125 G/H | 86-87 | 207432 48.10 L | JTA808 | 51 |
| RM125 J/K/L/M | 88-91 | 207432 48.10 L | JTA808 | 51 |
| RM125 N/P/R/S | 92-95 | 207430 45.25 L | JTA808 | 49 |
| RM125 T | 96 | 207430 45.25 L | JTA808 | 49 |
| RM125 V/W/X | 97-99 | 207431 46.30 L | JTA808 | 50 |
| RM125 Y/K1/K2/K3 | 00-03 | 207430 45.25 L | JTA808 | 49 |
| RM125 K4 | 04 | 207430 45.25 L | JTA808 | 49 |
| RM125 K5 | 05 | 207431 46.30 L | JTA808 | 50 |
| RM125 K6/K7/K8/K9 | 06-09 | 207432 48.10 L | JTA808 | 51 |
| PE175 C/N | 78-79 | 207436 43.80 L | JTA822 | 48 |
| RS175 T/X/Z | 80-82 | 207427 40.60 L | JTA808 | 46 |
| DR250 L/M/N/P | 90-93 | 207430 45.25 L | JTA808 | 49 |
| DR250 S-L/M/N | 90-92 | 207437 45.25 L | JTA822 | 49 |
| DR-Z250 K1,K2,K3,K4,K5,K6,K7 | 01-07 | 207430 45.25 L | JTA808 | 49 |
| RS250 T/X | 80-81 | 207441 49.20 L | JTA822 | 52 |
| RM250 N/T | 79-80 | 207438 46.30 L | JTA822 | 50 |
| RM250 T/X | 80-81 | 207441 49.20 L | JTA822 | 52 |
| RM250 X | 81 | 207431 46.30 L | JTA808 | 50 |
| RM250 Z | 82 | 207430 45.25 L | JTA808 | 49 |
| RM250 D | 83 | 207431 46.30 L | JTA808 | 50 |
| RM250 E/F/G | 84-86 | 207442 45.40 L | JTA828 | 50 |
| RM250 H | 87 | 207431 46.30 L | JTA808 | 50 |
| RM250 J | 88 | 207431 46.30 L | JTA808 | 50 |
| RM250 K/L/M/N | 89-92 | 207430 45.25 L | JTA808 | 49 |
| RM250 P/R/S/T | 93-96 | 207430 45.25 L | JTA808 | 49 |
| RM250 V/W | 97-98 | 207431 46.30 L | JTA808 | 50 |
| RM250 X/Y | 99-00 | 207429 43.80 L | JTA808 | 48 |
| RM250 K1/K2/K3 | 01-03 | 207430 45.25 L | JTA808 | 49 |
| RM250 K4/K5/K6/K7/K8 | 04-08 | 207431 46.30 L | JTA808 | 50 |
| RMX250 K/L/M/N/P/R/S/
T/V/W Enduro | 89-98 | 207431 46.30 L | JTA808 | 50 |
| RM-Z250 K4/K5 | 04-05 | 207404 43.80 L | JTA460 | 48 |
| RM-Z250 K6 | 06 | 207402 40.60 L | JTA460 | 46 |
| RM-Z250 K7 | 07 | 207431 46.30 L | JTA808 | 50 |
| RM-Z250 K8/K9 | 08-09 | 207429 43.80 L | JTA808 | 48 |
| RM-Z250 L0/L1/L2 | 10-12 | 207430 45.25 L | JTA808 | 49 |
| DR350 L/M/N/P | 90-93 | 207428 42.05 L | JTA808 | 47 |
| DR-Z400 E | 00-07 | 207428 42.05 L | JTA808 | 47 |
| RM400 N | 79 | 207437 45.25 L | JTA822 | 49 |
| RM400 T | 80 | 207437 45.25 L | JTA822 | 49 |
| RMX450 Z L0,L1 | 10-11 | 207432 48.10 L | JTA808 | 51 |
| RM-Z450 K5 | 05 | 207430 45.25 L | JTA808 | 49 |
| RM-Z450 K6/K7 | 06-07 | 207430 45.25 L | JTA808 | 49 |
| RM-Z450 K8/K9/L0/L1/L2 | 08-12 | 207431 46.30 L | JTA808 | 50 |

| | YEAR | STOCK SPROCKET | JT PREFIX | # OF TEETH |
|--|-------|----------------|-----------|------------|
| YAMAHA DIRT BIKES | | | | |
| YZ80 L | 84 | 207443 39.65 L | JTA831 | 46 |
| YZ80 S/T/U/W/A/B/D | 86-92 | 207443 39.65 L | JTA831 | 46 |
| YZ80 E/F/G/H/J/K/L/M/N | 93-01 | 207421 39.65 L | JTA798 | 47 |
| YZ85 P/R/S/T/V/W/X/Y/
Z/A/B | 02-14 | 207421 39.65 L | JTA798 | 47 |
| YZ85 P/R/S/T/V/W/X/Y/Z/
A/B Large Wheel | 02-12 | 207426 47.90 L | JTA798 | 52 |
| YZ100 J/K | 82-83 | 207452 46.30 L | JTA853 | 50 |
| YZ125 G | 80 | 207450 43.80 L | JTA853 | 48 |
| YZ125 H/J | 81-82 | 207448 40.60 L | JTA853 | 46 |
| YZ125 K | 83 | 207450 43.80 L | JTA853 | 48 |
| YZ125 L | 84 | 207450 43.80 L | JTA853 | 48 |
| YZ125 N | 85 | 207454 49.20 L | JTA853 | 52 |
| YZ125 S | 86 | 207452 46.30 L | JTA853 | 50 |
| YZ125 T | 87 | 207452 46.30 L | JTA853 | 50 |
| YZ125 U | 88 | 207451 45.25 L | JTA853 | 49 |
| YZ125 W/A/B/D | 89-92 | 207453 48.10 L | JTA853 | 51 |
| YZ125 E/F/G/H | 93-96 | 207452 46.30 L | JTA853 | 50 |
| YZ125 J/K | 97-98 | 207450 43.80 L | JTA853 | 48 |
| YZ125 L/M/N | 99-01 | 207396 43.80 L | JTA251 | 48 |
| YZ125 P/R/S | 02-04 | 207397 45.25 L | JTA251 | 49 |
| YZ125 T/V/W/X1 | 05-08 | 207396 43.80 L | JTA251 | 48 |
| YZ125 Y/Z/A1/B1 | 09-14 | 207396 43.80 L | JTA251 | 48 |
| WR200 R B/D/E | 91-93 | 207454 49.20 L | JTA853 | 52 |
| TT-R230 T/V/W/X/Y/Z/A/B | 05-12 | 207397 45.25 L | JTA251 | 49 |
| IT250 D | 77 | 207448 40.60 L | JTA853 | 46 |
| IT250 E | 78 | 207448 40.60 L | JTA853 | 46 |
| IT250 F/G | 79-80 | 207450 43.80 L | JTA853 | 48 |
| IT250 H/J/K | 81-83 | 207450 43.80 L | JTA853 | 48 |
| MX250 B | 75-76 | 207452 46.30 L | JTA853 | 50 |
| TT-R250 | 99-06 | 207454 49.20 L | JTA853 | 52 |
| WR250 Z B/D/E/F/G/H | 91-96 | 207454 49.20 L | JTA853 | 52 |
| WR250 Z-B | 91 | 207454 49.20 L | JTA853 | 52 |
| WR250 Z-D | 92 | 207454 49.20 L | JTA853 | 52 |
| WR250 Z-E | 93 | 207454 49.20 L | JTA853 | 52 |
| WR250 F-W/X/Y/Z/A/B
(4-Stroke) | 07-13 | 207486 46.30 L | JTA251 | 50 |
| YZ250 C | 76 | 207452 46.30 L | JTA853 | 50 |
| YZ250 E/F | 78-79 | 207450 43.80 L | JTA853 | 48 |
| YZ250 G | 80 | 207450 43.80 L | JTA853 | 48 |
| YZ250 H | 81 | 207450 43.80 L | JTA853 | 48 |
| YZ250 J | 82 | 207447 38.45 L | JTA853 | 45 |
| YZ250 K/L | 83-84 | 207450 43.80 L | JTA853 | 48 |
| YZ250 N/S | 85-86 | 207452 46.30 L | JTA853 | 50 |
| YZ250 T/U/W/A | 87-90 | 207451 45.25 L | JTA853 | 49 |
| YZ250 WR-W | 89 | 207451 45.25 L | JTA853 | 49 |
| YZ250 WR-A | 90 | 207453 48.10 L | JTA853 | 51 |
| YZ250 B/D/E | 91-93 | 207451 45.25 L | JTA853 | 49 |
| YZ250 F/G/H/J | 94-97 | 207451 45.25 L | JTA853 | 49 |
| YZ250 K | 98 | 207452 46.30 L | JTA853 | 50 |
| YZ250 L/M/N/P/R/S/T/V/
W/X/Y/Z/A1/B2 | 99-14 | 207486 46.30 L | JTA251 | 50 |
| YZ250 F-N/P/R/S/T/V
(4-Stroke) | 01-06 | 207396 43.80 L | JTA251 | 48 |
| YZ250 F-W/X/Y/Z/A/B
(4-Stroke) | 07-11 | 207397 45.25 L | JTA251 | 49 |
| TT350 S/T | 86-87 | 207452 46.30 L | JTA853 | 50 |
| DT400 D | 77 | 207445 33.85 L | JTA853 | 40 |

- accessories
- body
- handlebar & grips
- cables & levers
- exhaust
- engine
- fuel & intake
- electrical & ignition
- clutch
- drive**
- bearings
- brakes
- steering & suspension
- tires
- tools & shop

JT ALLOY REAR SPROCKETS

| | YEAR | STOCK SPROCKET | JT PREFIX | # OF TEETH |
|------------------------------------|-------|----------------|-----------|------------|
| YAMAHA DIRT BIKES CONTINUED | | | | |
| IT400 C | 76 | 207448 40.60 L | JTA853 | 46 |
| IT400 D/E | 77-78 | 207448 40.60 L | JTA853 | 46 |
| IT400 F | 79 | 207448 40.60 L | JTA853 | 46 |
| MX400 B | 75 | 207452 46.30 L | JTA853 | 50 |
| WR400 F K | 98 | 207451 45.25 L | JTA853 | 49 |
| WR400 F L | 99 | 207486 46.30 L | JTA251 | 50 |
| YZ400 (76 MODEL) | 76 | 207452 46.30 L | JTA853 | 50 |
| YZ400 D | 77 | 207452 46.30 L | JTA853 | 50 |
| YZ400 E/F | 78-79 | 207452 46.30 L | JTA853 | 50 |
| YZ400 F K | 98 | 207451 45.25 L | JTA853 | 49 |
| YZ400 F L | 99 | 207397 45.25 L | JTA251 | 49 |
| IT425 G | 80 | 207448 40.60 L | JTA853 | 46 |
| WR426 F M/N/P | 00-02 | 207486 46.30 L | JTA251 | 50 |
| YZ426 F M/N/P | 00-02 | 207397 45.25 L | JTA251 | 49 |
| WR450 F R/S/T/V | 03-06 | 207486 46.30 L | JTA251 | 50 |
| WR450 F W/X/Y/A | 07-11 | 207486 46.30 L | JTA251 | 50 |

| | YEAR | STOCK SPROCKET | JT PREFIX | # OF TEETH |
|------------------------------------|-------|----------------|-----------|------------|
| YAMAHA DIRT BIKES CONTINUED | | | | |
| YZ450 F R/S | 03-04 | 207396 43.80 L | JTA251 | 48 |
| YZ450 F T/V | 05-06 | 207399 48.10 L | JTA251 | 51 |
| YZ450 F W/X/Y | 07-09 | 207397 45.25 L | JTA251 | 49 |
| YZ450 F Z/A/B | 10-13 | 207396 43.80 L | JTA251 | 48 |
| YZ465 G | 80 | 207448 40.60 L | JTA853 | 46 |
| YZ465 H | 81 | 207448 40.60 L | JTA853 | 46 |
| YZ490 K/L/N | 83-85 | 207448 40.60 L | JTA853 | 46 |
| YZ490 S/T/U/W/A | 86-90 | 207450 43.80 L | JTA853 | 48 |
| WR500 Z-D | 92 | 207452 46.30 L | JTA853 | 50 |
| WR500 Z-E | 93 | 207452 46.30 L | JTA853 | 50 |
| TT500 C | 76 | 207454 49.20 L | JTA853 | 52 |
| XT550 J/K | 82-83 | 207456 36.65 L | JTA857 | 42 |
| TT600 K/L/N/S | 83-86 | 207452 46.30 L | JTA853 | 50 |
| XT600 L/N/S/T/U/W | 84-89 | 207456 36.65 L | JTA857 | 42 |
| XT600 C-L/N/S/T/U/W | 84-89 | 207456 36.65 L | JTA857 | 42 |

OPTIONAL JT ALLOY REAR SPROCKET CONVERSION



| JT PREFIX | TEETH | OUR PART # |
|-----------|-------|----------------|
| JTA210 | 40 | 207373 33.15 L |
| | 42 | 207374 34.90 L |
| | 43 | 207375 36.30 L |
| | 44 | 207376 37.55 L |
| | 45 | 207377 38.45 L |
| | 46 | 207378 40.60 L |
| | 47 | 207379 42.05 L |
| | 48 | 207380 43.80 L |
| | 49 | 207381 45.25 L |
| | 50 | 207382 46.30 L |
| | 51 | 207383 48.10 L |
| | 52 | 207384 49.20 L |
| | 53 | 207385 50.95 L |
| | 54 | 207386 52.75 L |
| JTA215 | 48 | 207387 35.80 L |
| | 49 | 207388 35.80 L |
| | 50 | 207389 35.80 L |
| | 51 | 207390 37.40 L |
| | 52 | 207391 39.65 L |
| | 55 | 207392 41.00 L |
| | 56 | 207393 41.45 L |
| JTA217 | 49 | 207394 46.15 L |
| | 55 | 207395 49.50 L |
| JTA251 | 48 | 207396 43.80 L |
| | 49 | 207397 45.25 L |
| | 50 | 207486 46.30 L |
| | 51 | 207399 48.10 L |
| | 52 | 207401 49.20 L |
| JTA460 | 46 | 207402 40.60 L |
| | 47 | 207403 42.05 L |
| | 48 | 207404 43.80 L |
| | 49 | 207405 45.25 L |
| | 50 | 207406 46.30 L |
| JTA460 | 51 | 207407 48.10 L |
| | 52 | 207408 49.20 L |

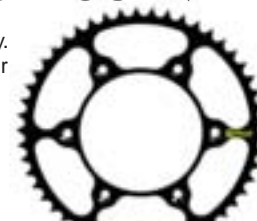
| JT PREFIX | TEETH | OUR PART # |
|-----------|-------|----------------|
| JTA461 | 48 | 207409 33.85 L |
| | 49 | 207410 35.80 L |
| | 50 | 207411 35.80 L |
| | 51 | 207412 37.40 L |
| | 52 | 207413 39.65 L |
| | 53 | 207414 41.00 L |
| | 54 | 207415 41.00 L |
| JTA462 | 49 | 207416 41.00 L |
| | 51 | 207417 46.15 L |
| | 52 | 207418 47.90 L |
| | 54 | 207419 49.50 L |
| JTA464 | 44 | 207420 42.55 L |
| JTA798 | 47 | 207421 39.65 L |
| | 48 | 207487 41.00 L |
| | 49 | 207423 44.35 L |
| | 50 | 207424 46.15 L |
| | 51 | 207425 46.15 L |
| | 52 | 207426 47.90 L |
| JTA808 | 46 | 207427 40.60 L |
| | 47 | 207428 42.05 L |
| | 48 | 207429 43.80 L |
| | 49 | 207430 45.25 L |
| | 50 | 207431 46.30 L |
| | 51 | 207432 48.10 L |
| | 52 | 207433 49.20 L |
| | 53 | 207434 50.95 L |
| JTA822 | 45 | 207435 38.45 L |
| | 48 | 207436 43.80 L |
| | 49 | 207437 45.25 L |
| | 50 | 207438 46.30 L |
| | 51 | 207440 48.10 L |
| | 52 | 207441 49.20 L |
| JTA828 | 50 | 207442 45.40 L |
| JTA831 | 46 | 207443 39.65 L |
| | 47 | 207444 39.65 L |

| JT PREFIX | TEETH | OUR PART # |
|-----------|-------|----------------|
| JTA853 | 40 | 207445 33.85 L |
| | 41 | 207446 33.85 L |
| | 45 | 207447 38.45 L |
| | 46 | 207448 40.60 L |
| | 47 | 207449 42.05 L |
| | 48 | 207450 43.80 L |
| | 49 | 207451 45.25 L |
| | 50 | 207452 46.30 L |
| | 51 | 207453 48.10 L |
| | 52 | 207454 49.20 L |
| JTA857 | 40 | ----- |
| | 42 | 207456 36.65 L |
| JTA894 | 46 | 207457 35.80 L |
| | 50 | 207458 37.40 L |
| JTA895 | 46 | 207459 39.65 L |
| | 47 | 207460 39.65 L |
| | 48 | 207461 41.00 L |
| | 49 | 207462 46.15 L |
| | 50 | 207463 46.15 L |
| JTA896 | 48 | 207464 42.55 L |
| | 50 | 207465 46.15 L |
| | 52 | 207466 49.70 L |
| JTA897 | 38 | 207467 30.40 L |
| | 40 | 207468 34.90 L |
| | 42 | 207469 34.90 L |
| | 45 | 207470 38.45 L |
| | 47 | 207471 42.05 L |
| | 48 | 207472 43.80 L |
| | 49 | 207473 45.25 L |
| | 50 | 207474 46.30 L |
| | 51 | 207475 48.10 L |
| | 52 | 207476 49.20 L |
| JTA1465 | 46 | 207477 34.00 L |
| | 47 | 207478 34.00 L |
| JTA1350 | 38 | 207481 32.75 L |
| | 39 | 207482 32.75 L |
| | 43 | ----- |
| JTA1826 | 39 | 207484 32.75 L |
| | 42 | 207485 34.90 L |



ULTRALIGHT STEEL REAR SPROCKET

- Premium "Qste 420 & 460" high strength steel for superior durability.
- Precision CNC machined for perfect fit and lightweight design for ultimate performance.



- Offering the perfect balance between strength, performance and longevity.
- Full range of ultralight steel dirtbike sprockets available in a wide variety of teeth.

SEE PRICING AT THE END OF THE PRO X SPROCKET APPLICATIONS

| BETA ULTRALIGHT STEEL REAR SPROCKET | | | | | | | | | | | |
|--|-------|--------------------|--------------------|--------------------|--------------------|--------------------|--------------------|--------------------|--------------------|--------------------|--------------------|
| Model DIRT | Year | PART #
44 TEETH | PART #
45 TEETH | PART #
46 TEETH | PART #
47 TEETH | PART #
48 TEETH | PART #
49 TEETH | PART #
50 TEETH | PART #
51 TEETH | PART #
52 TEETH | PART #
53 TEETH |
| 250RR Enduro | 05-07 | - | - | - | 113278 | 113279 | 113280 | 113281 | 113282 | 113283 | 113284 |
| 350RR Enduro | 11-12 | - | - | - | 113278 | 113279 | 113280 | 113281 | 113282 | 113283 | 113284 |
| 400RR Enduro | 05-12 | - | - | - | 113278 | 113279 | 113280 | 113281 | 113282 | 113283 | 113284 |
| 450RR Enduro | 05-12 | - | - | - | 113278 | 113279 | 113280 | 113281 | 113282 | 113283 | 113284 |
| 498RR Enduro | 12-12 | - | - | - | 113278 | 113279 | 113280 | 113281 | 113282 | 113283 | 113284 |
| 520RR Enduro | 10-11 | - | - | - | 113278 | 113279 | 113280 | 113281 | 113282 | 113283 | 113284 |
| 525RR Enduro | 05-09 | - | - | - | 113278 | 113279 | 113280 | 113281 | 113282 | 113283 | 113284 |

| GAS-GAS ULTRALIGHT STEEL REAR SPROCKET | | | | | | | | | | | |
|---|-------|--------------------|--------------------|--------------------|--------------------|--------------------|--------------------|--------------------|--------------------|--------------------|--------------------|
| Model DIRT | Year | PART #
44 TEETH | PART #
45 TEETH | PART #
46 TEETH | PART #
47 TEETH | PART #
48 TEETH | PART #
49 TEETH | PART #
50 TEETH | PART #
51 TEETH | PART #
52 TEETH | PART #
53 TEETH |
| 125 MC/EC | 97-10 | - | - | 113278 | 113279 | 113280 | 113281 | 113282 | 113283 | 113284 | - |
| 200 EC | 03-07 | - | - | 113278 | 113279 | 113280 | 113281 | 113282 | 113283 | 113284 | - |
| 250 MC/EC | 01-13 | - | - | 113278 | 113279 | 113280 | 113281 | 113282 | 113283 | 113284 | - |
| 300 EC | 00-13 | - | - | 113278 | 113279 | 113280 | 113281 | 113282 | 113283 | 113284 | - |
| 450 EC | 03-09 | - | - | 113278 | 113279 | 113280 | 113281 | 113282 | 113283 | 113284 | - |
| 450 EC-F | 13 | - | - | 113278 | 113279 | 113280 | 113281 | 113282 | 113283 | 113284 | - |

| HONDA ULTRALIGHT STEEL REAR SPROCKET | | | | | | | | | | | |
|---|-------|--------------------|--------------------|--------------------|--------------------|--------------------|--------------------|--------------------|--------------------|--------------------|--------------------|
| Model DIRT | Year | PART #
47 TEETH | PART #
48 TEETH | PART #
49 TEETH | PART #
50 TEETH | PART #
51 TEETH | PART #
52 TEETH | PART #
53 TEETH | PART #
54 TEETH | PART #
55 TEETH | PART #
56 TEETH |
| CR125 | 87-07 | - | 113221 | 113222 | - | 113224 | 113225 | - | - | - | - |
| CRF150F | 03-14 | - | 113221 | 113222 | - | 113224 | 113225 | - | - | - | - |
| XR200R | 84-02 | 113237 | 113238 | 113239 | 113240 | 113241 | 113242 | - | - | - | - |
| CRF230F | 03-14 | - | 113221 | 113222 | - | 113224 | 113225 | - | - | - | - |
| CRF230L | 08-09 | - | 113221 | 113222 | - | 113224 | 113225 | - | - | - | - |
| XR250R | 86-89 | 113237 | 113238 | 113239 | 113240 | 113241 | 113242 | - | - | - | - |
| XR250R | 90-04 | - | 113221 | 113222 | - | 113224 | 113225 | - | - | - | - |
| CR250 | 88-07 | - | 113221 | 113222 | - | 113224 | 113225 | - | - | - | - |
| CRF250R | 04-14 | - | 113221 | 113222 | - | 113224 | 113225 | - | - | - | - |
| CRF250X | 04-13 | - | 113221 | 113222 | - | 113224 | 113225 | - | - | - | - |
| XR350R | 83-85 | 113237 | 113238 | 113239 | 113240 | 113241 | 113242 | - | - | - | - |
| CRF450R | 02-14 | - | 113221 | 113222 | - | 113224 | 113225 | - | - | - | - |
| CRF450X | 05-13 | - | 113221 | 113222 | - | 113224 | 113225 | - | - | - | - |
| CR500 | 88-01 | - | 113221 | 113222 | - | 113224 | 113225 | - | - | - | - |
| XR500S | 79-80 | 113237 | 113238 | 113239 | 113240 | 113241 | 113242 | - | - | - | - |
| XR500R | 81-85 | 113237 | 113238 | 113239 | 113240 | 113241 | 113242 | - | - | - | - |
| XL500S | 79-81 | 113237 | 113238 | 113239 | 113240 | 113241 | 113242 | - | - | - | - |
| XL500R | 82-87 | 113237 | 113238 | 113239 | 113240 | 113241 | 113242 | - | - | - | - |
| XL600R | 83-88 | 113237 | 113238 | 113239 | 113240 | 113241 | 113242 | - | - | - | - |
| XR600R | 85-87 | 113237 | 113238 | 113239 | 113240 | 113241 | 113242 | - | - | - | - |
| XR600R | 91-00 | - | 113221 | 113222 | - | 113224 | 113225 | - | - | - | - |
| XR650L | 93-13 | - | 113221 | 113222 | - | 113224 | 113225 | - | - | - | - |
| XR650R | 00-07 | - | 113221 | 113222 | - | 113224 | 113225 | - | - | - | - |

| HUSABERG ULTRALIGHT STEEL REAR SPROCKET | | | | | | | | | | | |
|--|-------|--------------------|--------------------|--------------------|--------------------|--------------------|--------------------|--------------------|--------------------|--------------------|--------------------|
| Model DIRT | Year | PART #
45 TEETH | PART #
46 TEETH | PART #
47 TEETH | PART #
48 TEETH | PART #
49 TEETH | PART #
50 TEETH | PART #
51 TEETH | PART #
52 TEETH | PART #
53 TEETH | PART #
54 TEETH |
| TE 125 | 12-13 | - | - | - | 113273 | 113274 | 113275 | 113276 | 113277 | - | - |
| TE 250 | 11-14 | - | - | - | 113273 | 113274 | 113275 | 113276 | 113277 | - | - |
| FE 250 | 13-14 | - | - | - | 113273 | 113274 | 113275 | 113276 | 113277 | - | - |
| TE 300 | 11-14 | - | - | - | 113273 | 113274 | 113275 | 113276 | 113277 | - | - |
| FE 350 | 13 | - | - | - | 113273 | 113274 | 113275 | 113276 | 113277 | - | - |
| FE 390 | 10-12 | - | - | - | 113273 | 113274 | 113275 | 113276 | 113277 | - | - |
| FE 450 | 04-14 | - | - | - | 113273 | 113274 | 113275 | 113276 | 113277 | - | - |
| FX 450 | 10-12 | - | - | - | 113273 | 113274 | 113275 | 113276 | 113277 | - | - |
| FE 501 | 13-14 | - | - | - | 113273 | 113274 | 113275 | 113276 | 113277 | - | - |
| FE 550 | 04-08 | - | - | - | 113273 | 113274 | 113275 | 113276 | 113277 | - | - |
| FE 570 | 09-12 | - | - | - | 113273 | 113274 | 113275 | 113276 | 113277 | - | - |
| FE/FS 650 | 04-08 | - | - | - | 113273 | 113274 | 113275 | 113276 | 113277 | - | - |

- accessories
- body
- handlebar & grips
- cables & levers
- exhaust
- engine
- fuel & intake
- electrical & ignition
- clutch
- drive**
- bearings
- brakes
- steering & suspension
- tires
- tools & shop



ULTRALIGHT STEEL REAR SPROCKET

SEE PRICING AT THE END OF THE PRO X SPROCKET APPLICATIONS

- accessories
- body
- handlebar & grips
- cables & levers
- exhaust
- engine
- fuel & intake
- electrical & ignition
- clutch
- drive**
- bearings
- brakes
- steering & suspension
- tires
- tools & shop

| HUSQVARNA ULTRALIGHT STEEL REAR SPROCKET | | | | | | | | | | | |
|---|-------|--------------------|--------------------|--------------------|--------------------|--------------------|--------------------|--------------------|--------------------|--------------------|--------------------|
| Model DIRT | Year | PART #
44 TEETH | PART #
45 TEETH | PART #
46 TEETH | PART #
47 TEETH | PART #
48 TEETH | PART #
49 TEETH | PART #
50 TEETH | PART #
51 TEETH | PART #
52 TEETH | PART #
53 TEETH |
| CR125 | 90-13 | - | - | 113278 | 113279 | 113280 | 113281 | 113282 | 113283 | 113284 | - |
| WR125 | 90-13 | - | - | 113278 | 113279 | 113280 | 113281 | 113282 | 113283 | 113284 | - |
| CR250 | 90-05 | - | - | 113278 | 113279 | 113280 | 113281 | 113282 | 113283 | 113284 | - |
| WR250 | 90-13 | - | - | 113278 | 113279 | 113280 | 113281 | 113282 | 113283 | 113284 | - |
| TC250 | 04-13 | - | - | 113278 | 113279 | 113280 | 113281 | 113282 | 113283 | 113284 | - |
| TE250 | 04-13 | - | - | 113278 | 113279 | 113280 | 113281 | 113282 | 113283 | 113284 | - |
| TXC250 | 08-13 | - | - | 113278 | 113279 | 113280 | 113281 | 113282 | 113283 | 113284 | - |
| WR300 | 09-13 | - | - | 113278 | 113279 | 113280 | 113281 | 113282 | 113283 | 113284 | - |
| TE310 | 09-13 | - | - | 113278 | 113279 | 113280 | 113281 | 113282 | 113283 | 113284 | - |
| TXC310 | 12-13 | - | - | 113278 | 113279 | 113280 | 113281 | 113282 | 113283 | 113284 | - |
| WR360 | 92-02 | - | - | 113278 | 113279 | 113280 | 113281 | 113282 | 113283 | 113284 | - |
| TC449 | 11-13 | - | - | 113278 | 113279 | 113280 | 113281 | 113282 | 113283 | 113284 | - |
| TE449 | 11-13 | - | - | 113278 | 113279 | 113280 | 113281 | 113282 | 113283 | 113284 | - |
| TC450 | 02-10 | - | - | 113278 | 113279 | 113280 | 113281 | 113282 | 113283 | 113284 | - |
| TE450 | 04-10 | - | - | 113278 | 113279 | 113280 | 113281 | 113282 | 113283 | 113284 | - |
| TC510 | 06-09 | - | - | 113278 | 113279 | 113280 | 113281 | 113282 | 113283 | 113284 | - |
| TE510 | 06-10 | - | - | 113278 | 113279 | 113280 | 113281 | 113282 | 113283 | 113284 | - |
| TXC510 | 08-10 | - | - | 113278 | 113279 | 113280 | 113281 | 113282 | 113283 | 113284 | - |
| TE511 | 11-13 | - | - | 113278 | 113279 | 113280 | 113281 | 113282 | 113283 | 113284 | - |
| TXC511 | 11-13 | - | - | 113278 | 113279 | 113280 | 113281 | 113282 | 113283 | 113284 | - |
| TC570 | 01-03 | - | - | 113278 | 113279 | 113280 | 113281 | 113282 | 113283 | 113284 | - |
| TE570 | 01-04 | - | - | 113278 | 113279 | 113280 | 113281 | 113282 | 113283 | 113284 | - |

| KAWASAKI ULTRALIGHT STEEL REAR SPROCKET | | | | | | | | | | | |
|--|-------|--------------------|--------------------|--------------------|--------------------|--------------------|--------------------|--------------------|--------------------|--------------------|--------------------|
| Model DIRT | Year | PART #
45 TEETH | PART #
46 TEETH | PART #
47 TEETH | PART #
48 TEETH | PART #
49 TEETH | PART #
50 TEETH | PART #
51 TEETH | PART #
52 TEETH | PART #
53 TEETH | PART #
54 TEETH |
| KX 125 | 80-08 | - | - | 113256 | 113257 | 113258 | 113259 | 113260 | 113261 | - | - |
| KDX 200 | 89-06 | - | - | 113256 | 113257 | 113258 | 113259 | 113260 | 113261 | - | - |
| KDX 220R | 97-05 | - | - | 113256 | 113257 | 113258 | 113259 | 113260 | 113261 | - | - |
| KX 250 | 87-08 | - | - | 113256 | 113257 | 113258 | 113259 | 113260 | 113261 | - | - |
| KX 250 F | 04-14 | - | - | 113256 | 113257 | 113258 | 113259 | 113260 | 113261 | - | - |
| KLX 300 | 97-07 | - | - | 113256 | 113257 | 113258 | 113259 | 113260 | 113261 | - | - |
| KX 450 F | 06-14 | - | - | 113256 | 113257 | 113258 | 113259 | 113260 | 113261 | - | - |
| KLX 450 R | 08-13 | - | - | 113256 | 113257 | 113258 | 113259 | 113260 | 113261 | - | - |
| KX 500 | 83-04 | - | - | 113256 | 113257 | 113258 | 113259 | 113260 | 113261 | - | - |

| KTM ULTRALIGHT STEEL REAR SPROCKET | | | | | | | | | | | |
|---|-------|--------------------|--------------------|--------------------|--------------------|--------------------|--------------------|--------------------|--------------------|--------------------|--------------------|
| Model DIRT | Year | PART #
44 TEETH | PART #
45 TEETH | PART #
46 TEETH | PART #
47 TEETH | PART #
48 TEETH | PART #
49 TEETH | PART #
50 TEETH | PART #
51 TEETH | PART #
52 TEETH | PART #
53 TEETH |
| KTM 125 SX | 90-14 | - | - | - | - | 113273 | 113274 | 113275 | 113276 | 113277 | - |
| KTM 125 EXC | 90-14 | - | - | - | - | 113273 | 113274 | 113275 | 113276 | 113277 | - |
| KTM 144 SX | 08 | - | - | - | - | 113273 | 113274 | 113275 | 113276 | 113277 | - |
| KTM 150 SX | 09-14 | - | - | - | - | 113273 | 113274 | 113275 | 113276 | 113277 | - |
| KTM 200 SX | 03-05 | - | - | - | - | 113273 | 113274 | 113275 | 113276 | 113277 | - |
| KTM 200 EXC | 98-14 | - | - | - | - | 113273 | 113274 | 113275 | 113276 | 113277 | - |
| KTM 250 SX | 90-14 | - | - | - | - | 113273 | 113274 | 113275 | 113276 | 113277 | - |
| KTM 250 EXC | 90-14 | - | - | - | - | 113273 | 113274 | 113275 | 113276 | 113277 | - |
| KTM 250 SX-F | 06-14 | - | - | - | - | 113273 | 113274 | 113275 | 113276 | 113277 | - |
| KTM 250 EXC-F | 07-14 | - | - | - | - | 113273 | 113274 | 113275 | 113276 | 113277 | - |
| KTM 300 EXC | 90-14 | - | - | - | - | 113273 | 113274 | 113275 | 113276 | 113277 | - |
| KTM 350 SX-F | 11-14 | - | - | - | - | 113273 | 113274 | 113275 | 113276 | 113277 | - |
| KTM 350 EXC-F | 12-14 | - | - | - | - | 113273 | 113274 | 113275 | 113276 | 113277 | - |
| KTM 360 SX | 96-97 | - | - | - | - | 113273 | 113274 | 113275 | 113276 | 113277 | - |
| KTM 360 EXC | 96-97 | - | - | - | - | 113273 | 113274 | 113275 | 113276 | 113277 | - |
| KTM 380 SX | 98-02 | - | - | - | - | 113273 | 113274 | 113275 | 113276 | 113277 | - |
| KTM 380 EXC | 98-02 | - | - | - | - | 113273 | 113274 | 113275 | 113276 | 113277 | - |
| KTM 400 SX | 00-02 | - | - | - | - | 113273 | 113274 | 113275 | 113276 | 113277 | - |
| KTM 400 EXC | 00-02 | - | - | - | - | 113273 | 113274 | 113275 | 113276 | 113277 | - |
| KTM 400 EXC-R | 09-11 | - | - | - | - | 113273 | 113274 | 113275 | 113276 | 113277 | - |
| KTM 450 SX | 03-06 | - | - | - | - | 113273 | 113274 | 113275 | 113276 | 113277 | - |
| KTM 450 EXC | 03-07 | - | - | - | - | 113273 | 113274 | 113275 | 113276 | 113277 | - |
| KTM 450 SM-R | 04-14 | - | - | - | - | 113273 | 113274 | 113275 | 113276 | 113277 | - |
| KTM 450 SX-F | 07-14 | - | - | - | - | 113273 | 113274 | 113275 | 113276 | 113277 | - |



ULTRALIGHT STEEL REAR SPROCKET

SEE PRICING AT THE END OF THE PRO X SPROCKET APPLICATIONS

| KTM ULTRALIGHT STEEL REAR SPROCKET CONTINUED | | | | | | | | | | | |
|---|-------|--------------------|--------------------|--------------------|--------------------|--------------------|--------------------|--------------------|--------------------|--------------------|--------------------|
| Model DIRT | Year | PART #
45 TEETH | PART #
46 TEETH | PART #
47 TEETH | PART #
48 TEETH | PART #
49 TEETH | PART #
50 TEETH | PART #
51 TEETH | PART #
52 TEETH | PART #
53 TEETH | PART #
54 TEETH |
| KTM 450 EXC-R | 08-11 | - | - | - | - | 113273 | 113274 | 113275 | 113276 | 113277 | - |
| KTM 450 EXC | 12-14 | - | - | - | - | 113273 | 113274 | 113275 | 113276 | 113277 | - |
| KTM 500 EXC | 12-14 | - | - | - | - | 113273 | 113274 | 113275 | 113276 | 113277 | - |
| KTM 505 SX-F | 08 | - | - | - | - | 113273 | 113274 | 113275 | 113276 | 113277 | - |
| KTM 505 XC-F | 09 | - | - | - | - | 113273 | 113274 | 113275 | 113276 | 113277 | - |
| KTM 520 SX | 00-02 | - | - | - | - | 113273 | 113274 | 113275 | 113276 | 113277 | - |
| KTM 520 EXC | 00-02 | - | - | - | - | 113273 | 113274 | 113275 | 113276 | 113277 | - |
| KTM 525 SX | 03-06 | - | - | - | - | 113273 | 113274 | 113275 | 113276 | 113277 | - |
| KTM 525 EXC | 03-07 | - | - | - | - | 113273 | 113274 | 113275 | 113276 | 113277 | - |
| KTM 525 SM-R | 04-05 | - | - | - | - | 113273 | 113274 | 113275 | 113276 | 113277 | - |
| KTM 530 EXC-R | 08-11 | - | - | - | - | 113273 | 113274 | 113275 | 113276 | 113277 | - |
| KTM 560 SM-R | 06-07 | - | - | - | - | 113273 | 113274 | 113275 | 113276 | 113277 | - |
| KTM 600 LC4 | 88-90 | - | - | - | - | 113273 | 113274 | 113275 | 113276 | 113277 | - |
| KTM 620 LC4 | 97-02 | - | - | - | - | 113273 | 113274 | 113275 | 113276 | 113277 | - |
| KTM 640 LC4 | 98-07 | - | - | - | - | 113273 | 113274 | 113275 | 113276 | 113277 | - |
| KTM 690 Enduro/R | 08-12 | - | - | - | - | 113273 | 113274 | 113275 | 113276 | 113277 | - |
| KTM 690 S/Moto | 07-09 | - | - | - | - | 113273 | 113274 | 113275 | 113276 | 113277 | - |
| KTM 690 SMC | 08-12 | - | - | - | - | 113273 | 113274 | 113275 | 113276 | 113277 | - |
| SUZUKI ULTRALIGHT STEEL REAR SPROCKET | | | | | | | | | | | |
| Model DIRT | Year | PART #
45 TEETH | PART #
46 TEETH | PART #
47 TEETH | PART #
48 TEETH | PART #
49 TEETH | PART #
50 TEETH | PART #
51 TEETH | PART #
52 TEETH | PART #
53 TEETH | PART #
54 TEETH |
| RM125 | 80-11 | - | - | - | 113243 | 113244 | 113245 | 113246 | 113247 | - | - |
| RM250 | 81-83 | - | - | - | 113243 | 113244 | 113245 | 113246 | 113247 | - | - |
| RM250 | 87-12 | - | - | - | 113243 | 113244 | 113245 | 113246 | 113247 | - | - |
| RMX250 | 89-01 | - | - | - | 113243 | 113244 | 113245 | 113246 | 113247 | - | - |
| DR-Z250 | 01-07 | - | - | - | 113243 | 113244 | 113245 | 113246 | 113247 | - | - |
| RM-Z250 | 04-06 | - | - | 113256 | 113257 | 113258 | 113259 | 113260 | 113261 | - | - |
| RM-Z250 | 07-14 | - | - | - | 113243 | 113244 | 113245 | 113246 | 113247 | - | - |
| DR350 | 90-99 | - | - | - | 113243 | 113244 | 113245 | 113246 | 113247 | - | - |
| DR-Z400 | 00-12 | - | - | - | 113243 | 113244 | 113245 | 113246 | 113247 | - | - |
| KLX400R | 03 | - | - | - | 113243 | 113244 | 113245 | 113246 | 113247 | - | - |
| RM-Z450 | 05-14 | - | - | - | 113243 | 113244 | 113245 | 113246 | 113247 | - | - |
| RMX450Z | 10-11 | - | - | - | 113243 | 113244 | 113245 | 113246 | 113247 | - | - |
| YAMAHA ULTRALIGHT STEEL REAR SPROCKET | | | | | | | | | | | |
| Model DIRT | Year | PART #
47 TEETH | PART #
48 TEETH | PART #
49 TEETH | PART #
50 TEETH | PART #
51 TEETH | PART #
52 TEETH | PART #
53 TEETH | PART #
54 TEETH | PART #
55 TEETH | PART #
56 TEETH |
| YZ125 | 80-98 | - | 113232 | 113233 | 113234 | 113235 | 113236 | - | - | - | - |
| YZ125 | 99-14 | 113237 | 113238 | 113239 | 113240 | 113241 | 113242 | - | - | - | - |
| TT-R230 | 05-11 | 113237 | 113238 | 113239 | 113240 | 113241 | 113242 | - | - | - | - |
| YZ250 | 80-98 | - | 113232 | 113233 | 113234 | 113235 | 113236 | - | - | - | - |
| YZ250 | 99-14 | 113237 | 113238 | 113239 | 113240 | 113241 | 113242 | - | - | - | - |
| WR250 | 90-98 | - | 113232 | 113233 | 113234 | 113235 | 113236 | - | - | - | - |
| YZ250F | 01-13 | 113237 | 113238 | 113239 | 113240 | 113241 | 113242 | - | - | - | - |
| WR250F | 01-13 | 113237 | 113238 | 113239 | 113240 | 113241 | 113242 | - | - | - | - |
| WR250R | 08-13 | 113237 | 113238 | 113239 | 113240 | 113241 | 113242 | - | - | - | - |
| WR250X | 08-11 | 113237 | 113238 | 113239 | 113240 | 113241 | 113242 | - | - | - | - |
| YZ400F | 98-99 | 113237 | 113238 | 113239 | 113240 | 113241 | 113242 | - | - | - | - |
| WR400F | 98-00 | 113237 | 113238 | 113239 | 113240 | 113241 | 113242 | - | - | - | - |
| YZ426F | 00-02 | 113237 | 113238 | 113239 | 113240 | 113241 | 113242 | - | - | - | - |
| WR426F | 01-02 | 113237 | 113238 | 113239 | 113240 | 113241 | 113242 | - | - | - | - |
| YZ450F | 03-14 | 113237 | 113238 | 113239 | 113240 | 113241 | 113242 | - | - | - | - |
| WR450F | 03-14 | 113237 | 113238 | 113239 | 113240 | 113241 | 113242 | - | - | - | - |
| XT500 | 77-85 | - | 113232 | 113233 | 113234 | 113235 | 113236 | - | - | - | - |
| TT500 | 77-81 | - | 113232 | 113233 | 113234 | 113235 | 113236 | - | - | - | - |
| TT600 | 83-92 | - | 113232 | 113233 | 113234 | 113235 | 113236 | - | - | - | - |
| TT600E | 96-00 | - | 113232 | 113233 | 113234 | 113235 | 113236 | - | - | - | - |
| TT-R600 | 98-03 | - | 113232 | 113233 | 113234 | 113235 | 113236 | - | - | - | - |

- accessories
- body
- handlebar & grips
- cables & levers
- exhaust
- engine
- fuel & intake
- electrical & ignition
- clutch
- drive**
- bearings
- brakes
- steering & suspension
- tires
- tools & shop



GROOVED ULTRALIGHT FRONT SPROCKET

- Top level quality sprockets manufactured from low corrosion SCM435 Ni-Chrome Molybdenum steel

- Features low carbon core to prevent breaking while the case hardened surface offers maximum wear resistance. Precision CNC machined for perfect fit and lightweight design for ultimate performance.
- Self cleaning dirt grooves to extend chain and sprocket life to the max.
- Offering the perfect balance between strength, performance and longevity.



SEE PRICING AT THE END OF THE PRO X SPROCKET APPLICATIONS

BETA GROOVED ULTRALIGHT FRONT SPROCKET

| Model DIRT | Year | PART #
10 TEETH | PART #
11 TEETH | PART #
12 TEETH | PART #
13 TEETH | PART #
14 TEETH | PART #
15 TEETH | PART #
16 TEETH |
|------------|-----------|--------------------|--------------------|--------------------|--------------------|--------------------|--------------------|--------------------|
| RR 250 2T | 2013-2014 | - | - | 113130 | 113131 | 113132 | 113133 | - |
| RR 250 | 2005-2007 | - | - | 113130 | 113131 | 113132 | 113133 | - |
| RR 300 2T | 2013-2014 | - | - | 113130 | 113131 | 113132 | 113133 | - |
| RR 350 | 2011-2014 | - | - | 113130 | 113131 | 113132 | 113133 | - |
| RR 400 | 2005-2014 | - | - | 113130 | 113131 | 113132 | 113133 | - |
| RR 450 | 2005-2014 | - | - | 113130 | 113131 | 113132 | 113133 | - |
| RR 498 | 2012-2014 | - | - | 113130 | 113131 | 113132 | 113133 | - |
| RR 520 | 2010-2011 | - | - | 113130 | 113131 | 113132 | 113133 | - |
| RR 525 | 2005-2009 | - | - | 113130 | 113131 | 113132 | 113133 | - |

BMW GROOVED ULTRALIGHT FRONT SPROCKET

| | | | | | | | | |
|---------|-----------|---|---|---|--------|--------|--------|---|
| G 450 X | 2008-2010 | - | - | - | 113144 | 113145 | 113146 | - |
|---------|-----------|---|---|---|--------|--------|--------|---|

GAS-GAS GROOVED ULTRALIGHT FRONT SPROCKET

| | | | | | | | | |
|----------|-----------|---|---|--------|--------|--------|--------|---|
| MC 125 | 2002-2011 | - | - | 113095 | 113096 | 113097 | - | - |
| EC 125 | 2002-2011 | - | - | 113095 | 113096 | 113097 | - | - |
| EC 250 | 2000-2013 | - | - | 113150 | 113151 | - | - | - |
| EC 250 F | 2010-2013 | - | - | 113089 | 113090 | 113091 | 113092 | - |
| EC 300 | 2000-2013 | - | - | 113150 | 113151 | - | - | - |
| EC 300 F | 2013 | - | - | 113089 | 113090 | 113091 | 113092 | - |
| EC 450 | 2003-2009 | - | - | 113150 | 113151 | - | - | - |
| EC 450 F | 2013 | - | - | - | 113602 | 113603 | 113604 | - |

HONDA GROOVED ULTRALIGHT FRONT SPROCKET

| Model DIRT | Year | PART #
10 TEETH | PART #
11 TEETH | PART #
12 TEETH | PART #
13 TEETH | PART #
14 TEETH | PART #
15 TEETH | PART #
16 TEETH |
|------------|-----------|--------------------|--------------------|--------------------|--------------------|--------------------|--------------------|--------------------|
| XR 50 R | 2000-2003 | - | ---- | - | 113064 | 113065 | 113066 | 113067 |
| CRF 50 F | 2004-2012 | - | ---- | - | 113064 | 113065 | 113066 | 113067 |
| XR 70 R | 2000-2003 | - | ---- | - | 113064 | 113065 | 113066 | 113067 |
| CRF 70 F | 2004-2012 | - | ---- | - | 113064 | 113065 | 113066 | 113067 |
| CR 80 | 1986-2002 | - | ---- | - | 113064 | 113065 | 113066 | 113067 |
| CR 85 | 2003-2007 | - | ---- | - | 113064 | 113065 | 113066 | 113067 |
| CR 125 | 1987-2003 | - | ---- | 113071 | 113072 | 113073 | - | - |
| CR 125 | 2004-2007 | - | ---- | 113068 | 113069 | 113070 | - | - |
| CRF 150 F | 2003-2016 | ---- | ---- | ---- | ---- | 114690 | ---- | ---- |
| CRF 150 R | 2007-2014 | - | - | - | - | 113597 | 113598 | 113599 |
| CRF 230 F | 2003-2016 | ---- | ---- | ---- | ---- | 114690 | ---- | ---- |
| CR 250 | 1988-2007 | - | - | 113074 | 113075 | 113076 | 113077 | - |
| CRF 250 R | 2004-2014 | - | - | 113068 | 113069 | 113070 | - | - |
| CRF 250 X | 2004-2013 | - | - | 113068 | 113069 | 113070 | - | - |
| XR 250 R | 1988-1995 | ---- | ---- | ---- | ---- | 114690 | ---- | ---- |
| XR 400 R | 1996-2004 | - | - | - | - | 113081 | 113082 | ---- |
| CRF 450 R | 2002-2014 | - | - | 113074 | 113075 | 113076 | 113077 | ---- |
| CRF 450 X | 2005-2013 | - | - | 113074 | 113075 | 113076 | 113077 | ---- |
| CR 500 | 1984-1985 | - | - | 113074 | 113075 | 113076 | 113077 | ---- |
| CR 500 | 1992-2001 | - | - | 113074 | 113075 | 113076 | 113077 | ---- |
| XR 600 R | 1991-2000 | - | - | - | 113078 | 113079 | 113080 | ---- |
| XR 650 L | 1993-2013 | - | - | - | 113078 | 113079 | 113080 | ---- |

HUSQVARNA GROOVED ULTRALIGHT FRONT SPROCKET

| Model DIRT | Year | PART #
10 TEETH | PART #
11 TEETH | PART #
12 TEETH | PART #
13 TEETH | PART #
14 TEETH | PART #
15 TEETH | PART #
16 TEETH |
|------------|-----------|--------------------|--------------------|--------------------|--------------------|--------------------|--------------------|--------------------|
| CR 125 | 1998-2013 | - | - | - | 113134 | 113135 | - | - |
| WR 125 | 1998-2013 | - | - | - | 113134 | 113135 | - | - |
| CR 150 | 2011 | - | - | - | 113134 | 113135 | - | - |
| CR 250 | 2000-2005 | - | - | 113136 | 113137 | 113138 | 113139 | - |



GROOVED ULTRALIGHT FRONT SPROCKET

SEE PRICING AT THE END OF THE PRO X SPROCKET APPLICATIONS

HUSQVARNA GROOVED ULTRALIGHT FRONT SPROCKET CONTINUED

| Model DIRT | Year | PART #
10 TEETH | PART #
11 TEETH | PART #
12 TEETH | PART #
13 TEETH | PART #
14 TEETH | PART #
15 TEETH | PART #
16 TEETH |
|------------|-----------|--------------------|--------------------|--------------------|--------------------|--------------------|--------------------|--------------------|
| WR 250 | 2000-2013 | - | - | 113136 | 113137 | 113138 | 113139 | - |
| TC 250 | 2004-2008 | - | - | 113136 | 113137 | 113138 | 113139 | - |
| TC 250 | 2009-2013 | - | - | - | 113140 | 113141 | 113142 | - |
| TE 250 | 2002-2009 | - | - | 113136 | 113137 | 113138 | 113139 | - |
| TE 250 | 2010-2013 | - | - | - | 113140 | 113141 | 113142 | - |
| TXC 250 | 2008-2009 | - | - | 113136 | 113137 | 113138 | 113139 | - |
| TXC 250 | 2010-2013 | - | - | - | 113140 | 113141 | 113142 | - |
| WR 300 | 2009-2013 | - | - | 113136 | 113137 | 113138 | 113139 | - |
| TE 310 | 2009-2010 | - | - | 113136 | 113137 | 113138 | 113139 | - |
| TE 310 | 2011-2013 | - | - | - | 113140 | 113141 | 113142 | - |
| TXC 310 | 2012-2013 | - | - | - | 113140 | 113141 | 113142 | - |
| TC 449 | 2011-2013 | - | - | - | 113144 | 113145 | 113146 | - |
| TE 449 | 2011-2013 | - | - | - | 113144 | 113145 | 113146 | - |
| TXC 449 | 2011-2012 | - | - | - | 113144 | 113145 | 113146 | - |
| SMR 449 | 2011 | - | - | - | 113144 | 113145 | 113146 | - |
| TC 450 | 2002-2010 | - | - | 113136 | 113137 | 113138 | 113139 | - |
| TE 450 | 2003-2010 | - | - | 113136 | 113137 | 113138 | 113139 | - |
| TXC 450 | 2008-2010 | - | - | 113136 | 113137 | 113138 | 113139 | - |
| SMR 450 | 2003-2010 | - | - | 113136 | 113137 | 113138 | 113139 | - |
| TC 510 | 2005-2009 | - | - | 113136 | 113137 | 113138 | 113139 | - |
| TE 510 | 2005-2010 | - | - | 113136 | 113137 | 113138 | 113139 | - |
| TXC 510 | 2008-2010 | - | - | 113136 | 113137 | 113138 | 113139 | - |
| SMR 510 | 2005-2010 | - | - | 113136 | 113137 | 113138 | 113139 | - |
| TE 511 | 2011-2013 | - | - | - | 113144 | 113145 | 113146 | - |
| TXC 511 | 2011-2013 | - | - | - | 113144 | 113145 | 113146 | - |
| SMR 511 | 2011 | - | - | - | 113144 | 113145 | 113146 | - |

HUSABERG GROOVED ULTRALIGHT FRONT SPROCKET

| Model DIRT | Year | PART #
10 TEETH | PART #
11 TEETH | PART #
12 TEETH | PART #
13 TEETH | PART #
14 TEETH | PART #
15 TEETH | PART #
16 TEETH |
|------------|-----------|--------------------|--------------------|--------------------|--------------------|--------------------|--------------------|--------------------|
| TE 125 | 2012-2013 | - | - | 113130 | 113131 | 113132 | 113133 | - |
| TE 250 | 2011-2014 | - | - | 113130 | 113131 | 113132 | 113133 | - |
| FE 250 | 2013-2014 | - | - | 113130 | 113131 | 113132 | 113133 | - |
| TE 300 | 2011-2014 | - | - | 113130 | 113131 | 113132 | 113133 | - |
| FE 350 | 2013 | - | - | 113130 | 113131 | 113132 | 113133 | - |
| FE 390 | 2010-2012 | - | - | 113130 | 113131 | 113132 | 113133 | - |
| FE 450 | 2009-2014 | - | - | 113130 | 113131 | 113132 | 113133 | - |
| FX 450 | 2010-2012 | - | - | 113130 | 113131 | 113132 | 113133 | - |
| FE 501 | 2013-2014 | - | - | 113130 | 113131 | 113132 | 113133 | - |
| FE 570 | 2009-2012 | - | - | 113130 | 113131 | 113132 | 113133 | - |

KAWASAKI GROOVED ULTRALIGHT FRONT SPROCKET

| Model DIRT | Year | PART #
10 TEETH | PART #
11 TEETH | PART #
12 TEETH | PART #
13 TEETH | PART #
14 TEETH | PART #
15 TEETH | PART #
16 TEETH |
|------------|-----------|--------------------|--------------------|--------------------|--------------------|--------------------|--------------------|--------------------|
| KX 60 | 1985-2004 | - | - | 113112 | 113113 | 113114 | 113115 | - |
| KX 65 | 2000-2014 | - | - | 113112 | 113113 | 113114 | 113115 | - |
| KX 80 | 1986-2000 | - | - | 113112 | 113113 | 113114 | 113115 | - |
| KX 85 | 2001-2014 | - | - | 113112 | 113113 | 113114 | 113115 | - |
| KX 100 | 1995-2014 | - | - | 113112 | 113113 | 113114 | 113115 | - |
| KX 125 | 1994-2008 | - | - | 113116 | 113117 | 113118 | - | - |
| KDX 200 | 1986-2006 | - | - | - | 113098 | 113099 | 113100 | - |
| KDX 220 R | 1998-2005 | - | - | - | 113098 | 113099 | 113100 | - |
| KX 250 | 1987-1998 | - | - | - | 113098 | 113099 | 113100 | - |
| KX 250 | 1999-2008 | - | - | - | 113602 | 113603 | 113604 | - |
| KLX 250 | 1994-1996 | - | - | - | 113098 | 113099 | 113100 | - |
| KDX 250 | 1991-1994 | - | - | - | 113098 | 113099 | 113100 | - |
| KLX 250 R | 1994-1996 | - | - | - | 113098 | 113099 | 113100 | - |
| KX 250 F | 2004-2005 | - | - | 113609 | 113610 | 113611 | 113612 | - |
| KX 250 F | 2006-2014 | - | - | - | 113613 | 113614 | 113615 | - |
| KLX 300 | 1997-2002 | - | - | - | 113098 | 113099 | 113100 | - |
| KLX 300 R | 2003-2007 | - | - | - | 113602 | 113603 | 113604 | - |

accessories

body

handlebar
& gripscables &
levers

exhaust

engine

fuel &
intakeelectrical
& ignition

clutch

drive

bearings

brakes

steering &
suspension

tires

tools &
shop



GROOVED ULTRALIGHT FRONT SPROCKET

SEE PRICING AT THE END OF THE PRO X SPROCKET APPLICATIONS

- accessories
- body
- handlebar & grips
- cables & levers
- exhaust
- engine
- fuel & intake
- electrical & ignition
- clutch
- drive**
- bearings
- brakes
- steering & suspension
- tires
- tools & shop

| KAWASAKI GROOVED ULTRALIGHT FRONT SPROCKET CONTINUED | | | | | | | | |
|---|-----------|--------------------|--------------------|--------------------|--------------------|--------------------|--------------------|--------------------|
| Model DIRT | Year | PART #
10 TEETH | PART #
11 TEETH | PART #
12 TEETH | PART #
13 TEETH | PART #
14 TEETH | PART #
15 TEETH | PART #
16 TEETH |
| KLX 400 R | 2003 | - | - | - | 113107 | 113108 | 113109 | - |
| KX 450 F | 2006-2014 | - | - | - | 113616 | 113617 | 113618 | - |
| KLX 450 R | 2008-2013 | - | - | - | 113616 | 113617 | 113618 | - |
| KX 500 | 1987-2004 | - | - | - | 113098 | 113099 | 113100 | - |

| KTM GROOVED ULTRALIGHT FRONT SPROCKET | | | | | | | | |
|--|-----------|--------------------|--------------------|--------------------|--------------------|--------------------|--------------------|--------------------|
| Model DIRT | Year | PART #
10 TEETH | PART #
11 TEETH | PART #
12 TEETH | PART #
13 TEETH | PART #
14 TEETH | PART #
15 TEETH | PART #
16 TEETH |
| KTM 50 SX | 2001-2008 | 114692 | - | - | - | - | - | - |
| KTM 50 SX | 2001-2008 | 114692 | - | - | - | - | - | - |
| KTM 60 SX | 1997-1999 | - | - | 113121 | 113122 | 113123 | - | - |
| KTM 65 SX | 2000-2014 | - | - | 113121 | 113122 | 113123 | - | - |
| KTM 85 SX | 2003-2014 | - | - | 113124 | 113125 | 113126 | 113127 | - |
| KTM 105 SX | 2004-2011 | - | - | 113124 | 113125 | 113126 | 113127 | - |
| KTM 125 SX | 1991-2014 | - | - | 113130 | 113131 | 113132 | 113133 | - |
| KTM 125 EXC | 1991-2014 | - | - | 113130 | 113131 | 113132 | 113133 | - |
| KTM 144 SX | 2008 | - | - | 113130 | 113131 | 113132 | 113133 | - |
| KTM 150 SX | 2009-2014 | - | - | 113130 | 113131 | 113132 | 113133 | - |
| KTM 200 SX | 2003-2005 | - | - | 113130 | 113131 | 113132 | 113133 | - |
| KTM 200 EXC | 1998-2014 | - | - | 113130 | 113131 | 113132 | 113133 | - |
| KTM 250 SX | 1991-2014 | - | - | 113130 | 113131 | 113132 | 113133 | - |
| KTM 250 EXC | 1991-2014 | - | - | 113130 | 113131 | 113132 | 113133 | - |
| KTM 250 SX-F | 2006-2014 | - | - | 113130 | 113131 | 113132 | 113133 | - |
| KTM 250 EXC-F | 2007-2014 | - | - | 113130 | 113131 | 113132 | 113133 | - |
| KTM 300 EXC | 1990-2014 | - | - | 113130 | 113131 | 113132 | 113133 | - |
| KTM 350 SX-F | 2011-2014 | - | - | 113130 | 113131 | 113132 | 113133 | - |
| KTM 350 EXC-F | 2012-2014 | - | - | 113130 | 113131 | 113132 | 113133 | - |
| Freeride 350 | 2012-2013 | - | - | 113130 | 113131 | 113132 | 113133 | - |
| KTM 360 SX | 1996-1997 | - | - | 113130 | 113131 | 113132 | 113133 | - |
| KTM 360 EXC | 1996-1997 | - | - | 113130 | 113131 | 113132 | 113133 | - |
| KTM 380 SX | 1998-2002 | - | - | 113130 | 113131 | 113132 | 113133 | - |
| KTM 380 EXC | 1998-2002 | - | - | 113130 | 113131 | 113132 | 113133 | - |
| 400 LC4 | 1998-2001 | - | - | - | - | 113147 | 113148 | 113149 |
| KTM 400 EXC | 2009-2011 | - | - | 113130 | 113131 | 113132 | 113133 | - |
| KTM 450 SX | 2003-2006 | - | - | 113130 | 113131 | 113132 | 113133 | - |
| KTM 450 EXC | 2003-2007 | - | - | 113130 | 113131 | 113132 | 113133 | - |
| KTM 450 SX-F | 2007-2014 | - | - | 113130 | 113131 | 113132 | 113133 | - |
| KTM 450 EXC-R | 2008-2014 | - | - | 113130 | 113131 | 113132 | 113133 | - |
| KTM 450 SM-R | 2004-2014 | - | - | 113130 | 113131 | 113132 | 113133 | - |
| KTM 500 EXC | 2012-2014 | - | - | 113130 | 113131 | 113132 | 113133 | - |
| KTM 505 SX-F | 2008 | - | - | 113130 | 113131 | 113132 | 113133 | - |
| KTM 505 XC-F | 2009 | - | - | 113130 | 113131 | 113132 | 113133 | - |
| KTM 520 SX | 2000-2002 | - | - | 113130 | 113131 | 113132 | 113133 | - |
| KTM 520 EXC | 2000-2002 | - | - | 113130 | 113131 | 113132 | 113133 | - |
| KTM 525 SX | 2003-2006 | - | - | 113130 | 113131 | 113132 | 113133 | - |
| KTM 525 EXC | 2003-2007 | - | - | 113130 | 113131 | 113132 | 113133 | - |
| KTM 530 EXC-R | 2008-2011 | - | - | 113130 | 113131 | 113132 | 113133 | - |
| 600 LC4 | 1988-1993 | - | - | - | - | 113147 | 113148 | 113149 |
| 620 LC4 | 1994-1998 | - | - | - | - | 113147 | 113148 | 113149 |
| 625 SXC | 2002-2007 | - | - | - | - | 113147 | 113148 | 113149 |
| 640 LC4 | 1998-2007 | - | - | - | - | 113147 | 113148 | 113149 |
| 690 Enduro/R | 2008-2013 | - | - | - | - | 113147 | 113148 | 113149 |
| 690 SMC/SMR | 2007-2012 | - | - | - | - | 113147 | 113148 | 113149 |
| 690 Duke/R | 2008-2013 | - | - | - | - | 113147 | 113148 | 113149 |

| MOTO TM GROOVED ULTRALIGHT FRONT SPROCKET | | | | | | | | |
|--|-----------|--------------------|--------------------|--------------------|--------------------|--------------------|--------------------|--------------------|
| Model DIRT | Year | PART #
10 TEETH | PART #
11 TEETH | PART #
12 TEETH | PART #
13 TEETH | PART #
14 TEETH | PART #
15 TEETH | PART #
16 TEETH |
| TM 125 | 2001-2013 | - | - | 113128 | 113129 | - | - | - |
| TM 144 | 2008-2013 | - | - | 113128 | 113129 | - | - | - |
| TM 250 | 1994-2013 | - | - | - | 113143 | - | - | - |
| TM 250 F | 2002-2010 | - | - | - | 113143 | 113621 | - | - |
| TM 250 Fi | 2010-2013 | - | - | 113619 | 113620 | - | - | - |



GROOVED ULTRALIGHT FRONT SPROCKET

SEE PRICING AT THE END OF THE PRO X SPROCKET APPLICATIONS

MOTO TM GROOVED ULTRALIGHT FRONT SPROCKET CONTINUED

| Model DIRT | Year | PART #
10 TEETH | PART #
11 TEETH | PART #
12 TEETH | PART #
13 TEETH | PART #
14 TEETH | PART #
15 TEETH | PART #
16 TEETH |
|------------|-----------|--------------------|--------------------|--------------------|--------------------|--------------------|--------------------|--------------------|
| TM 300 | 1996-2013 | - | - | - | 113143 | - | - | - |
| TM 450 F | 2001-2013 | - | - | - | 113143 | 113621 | - | - |
| TM 450 Fi | 2010-2013 | - | - | - | 113143 | 113621 | - | - |
| TM 530 F | 2003-2013 | - | - | - | 113143 | 113621 | - | - |

SUZUKI GROOVED ULTRALIGHT FRONT SPROCKET

| Model DIRT | Year | PART #
10 TEETH | PART #
11 TEETH | PART #
12 TEETH | PART #
13 TEETH | PART #
14 TEETH | PART #
15 TEETH | PART #
16 TEETH |
|------------|-----------|--------------------|--------------------|--------------------|--------------------|--------------------|--------------------|--------------------|
| RM 65 | 2003-2005 | - | - | 113112 | 113113 | 113114 | 113115 | - |
| RM 80 | 1989-2001 | - | - | - | 113086 | 113087 | 113088 | - |
| RM 85 | 2002-2013 | - | - | - | 113086 | 113087 | 113088 | - |
| RM125 | 1980-2011 | - | - | 113104 | 113105 | 113106 | - | - |
| RM 250 | 1982-2012 | - | - | - | 113107 | 113108 | 113109 | - |
| RMX 250 | 1989-2000 | - | - | - | 113107 | 113108 | 113109 | - |
| RM-Z 250 | 2004-2006 | - | - | 113609 | 113610 | 113611 | 113612 | - |
| RM-Z 250 | 2007-2012 | - | - | 113104 | 113105 | 113106 | - | - |
| RM-Z 250 | 2013-2014 | - | - | 112998 | 112999 | - | - | - |
| DR-Z 250 | 2001-2007 | - | - | - | 113107 | 113108 | 113109 | - |
| DR 350 | 1990-1999 | - | - | - | 113107 | 113108 | 113109 | - |
| DR-Z 400 | 2000-2013 | - | - | - | 113107 | 113108 | 113109 | - |
| RM-Z 450 | 2005-2012 | - | - | 113605 | 113606 | 113607 | 113608 | - |
| RM-Z 450 | 2013-2014 | - | - | 113000 | 113001 | 113002 | - | - |
| RMX 450 Z | 2010-2011 | - | - | 113605 | 113606 | 113607 | 113608 | - |

YAMAHA GROOVED ULTRALIGHT FRONT SPROCKET

| Model DIRT | Year | PART #
10 TEETH | PART #
11 TEETH | PART #
12 TEETH | PART #
13 TEETH | PART #
14 TEETH | PART #
15 TEETH | PART #
16 TEETH |
|------------|-----------|--------------------|--------------------|--------------------|--------------------|--------------------|--------------------|--------------------|
| TT-R 50 | 2006-2013 | - | - | 113112 | 113113 | 113114 | 113115 | - |
| PW 80 | 1983-2006 | - | - | 113112 | 113113 | 113114 | 113115 | - |
| YZ 80 | 1993-2001 | - | - | - | 113086 | 113087 | 113088 | - |
| YZ 85 | 2002-2013 | - | - | - | 113083 | 113084 | 113085 | - |
| TT-R 90 | 2000-2007 | - | - | 113112 | 113113 | 113114 | 113115 | - |
| TT-R 110 | 2008-2013 | - | - | 113112 | 113113 | 113114 | 113115 | - |
| YZ 125 | 1987-2004 | - | - | 113095 | 113096 | 113097 | - | - |
| YZ 125 | 2005-2014 | - | - | 113089 | 113090 | 113091 | 113092 | - |
| TT-R 230 | 2005-2012 | - | - | - | 113093 | 113094 | - | - |
| YZ 250 | 1980-1998 | - | - | - | 113098 | 113099 | 113100 | - |
| YZ 250 | 1999-2014 | - | - | - | 113602 | 113603 | 113604 | - |
| YZ 250 F | 2001-2013 | - | - | 113089 | 113090 | 113091 | 113092 | - |
| WR 250 F | 2001-2013 | - | - | 113089 | 113090 | 113091 | 113092 | - |
| WR 250 R | 2008-2013 | - | - | 113089 | 113090 | 113091 | 113092 | - |
| WR 250 X | 2008-2011 | - | - | 113089 | 113090 | 113091 | 113092 | - |
| YZ 400 F | 1998-1999 | - | - | - | 113602 | 113603 | 113604 | - |
| WR 400 F | 1998-2000 | - | - | - | 113602 | 113603 | 113604 | - |
| YZ 426 F | 2000-2002 | - | - | - | 113602 | 113603 | 113604 | - |
| WR 426 F | 2001-2002 | - | - | - | 113602 | 113603 | 113604 | - |
| YZ 450 F | 2003-2014 | - | - | - | 113602 | 113603 | 113604 | - |
| WR 450 F | 2003-2014 | - | - | - | 113602 | 113603 | 113604 | - |
| YZ 465 | 1980-1981 | - | - | - | 113098 | 113099 | 113100 | - |
| YZ 490 | 1982-1990 | - | - | - | 113098 | 113099 | 113100 | - |

- accessories
- body
- handlebar & grips
- cables & levers
- exhaust
- engine
- fuel & intake
- electrical & ignition
- clutch
- drive**
- bearings
- brakes
- steering & suspension
- tires
- tools & shop



7075-T6 ALLOY REAR SPROCKET

- Manufactured from premium 7075-T6 alloy for optimal durability.
- Precision CNC machined for perfect fit and lightweight design for ultimate performance.



- Special design mud grooves increases lifetime of chain and sprocket offers the perfect balance between strength, performance and longevity.
- Full range of Dirtbike sprockets available in a wide variety of teeth.

SEE PRICING AT THE END OF THE PRO X SPROCKET APPLICATIONS

BETA 7075-T6 ALLOY REAR SPROCKET

| Model DIRT | Year | PART #
44 TEETH | PART #
45 TEETH | PART #
46 TEETH | PART #
47 TEETH | PART #
48 TEETH | PART #
49 TEETH | PART #
50 TEETH | PART #
51 TEETH | PART #
52 TEETH | PART #
53 TEETH |
|--------------|-------|--------------------|--------------------|--------------------|--------------------|--------------------|--------------------|--------------------|--------------------|--------------------|--------------------|
| 250RR Enduro | 05-07 | - | - | 113209 | 113210 | 113211 | 113212 | 113213 | 113214 | 113215 | - |
| 350RR Enduro | 11-12 | - | - | 113209 | 113210 | 113211 | 113212 | 113213 | 113214 | 113215 | - |
| 400RR Enduro | 05-12 | - | - | 113209 | 113210 | 113211 | 113212 | 113213 | 113214 | 113215 | - |
| 450RR Enduro | 05-12 | - | - | 113209 | 113210 | 113211 | 113212 | 113213 | 113214 | 113215 | - |
| 498RR Enduro | 12-12 | - | - | 113209 | 113210 | 113211 | 113212 | 113213 | 113214 | 113215 | - |
| 520RR Enduro | 10-11 | - | - | 113209 | 113210 | 113211 | 113212 | 113213 | 113214 | 113215 | - |
| 525RR Enduro | 05-09 | - | - | 113209 | 113210 | 113211 | 113212 | 113213 | 113214 | 113215 | - |

GAS-GAS 7075-T6 ALLOY REAR SPROCKET

| Model DIRT | Year | PART #
44 TEETH | PART #
45 TEETH | PART #
46 TEETH | PART #
47 TEETH | PART #
48 TEETH | PART #
49 TEETH | PART #
50 TEETH | PART #
51 TEETH | PART #
52 TEETH | PART #
53 TEETH |
|------------|-------|--------------------|--------------------|--------------------|--------------------|--------------------|--------------------|--------------------|--------------------|--------------------|--------------------|
| 125 MC/EC | 97-10 | - | - | 113209 | 113210 | 113211 | 113212 | 113213 | 113214 | 113215 | - |
| 200 EC | 03-07 | - | - | 113209 | 113210 | 113211 | 113212 | 113213 | 113214 | 113215 | - |
| 250 MC/EC | 01-13 | - | - | 113209 | 113210 | 113211 | 113212 | 113213 | 113214 | 113215 | - |
| 300 EC | 00-13 | - | - | 113209 | 113210 | 113211 | 113212 | 113213 | 113214 | 113215 | - |
| 450 EC | 03-09 | - | - | 113209 | 113210 | 113211 | 113212 | 113213 | 113214 | 113215 | - |
| 450 EC-F | 13 | - | - | 113209 | 113210 | 113211 | 113212 | 113213 | 113214 | 113215 | - |

HONDA 7075-T6 ALLOY REAR SPROCKET

| Model DIRT | Year | PART #
47 TEETH | PART #
48 TEETH | PART #
49 TEETH | PART #
50 TEETH | PART #
51 TEETH | PART #
52 TEETH | PART #
53 TEETH | PART #
54 TEETH | PART #
55 TEETH | PART #
56 TEETH |
|------------|-------|--------------------|--------------------|--------------------|--------------------|--------------------|--------------------|--------------------|--------------------|--------------------|--------------------|
| CR80 | 86-02 | - | - | - | 113152 | - | 113153 | 113154 | - | 113155 | 113156 |
| CR85 | 03-07 | - | - | - | 113152 | - | 113153 | 113154 | - | 113155 | 113156 |
| CR125 | 87-07 | - | 113622 | 113623 | 113624 | 113625 | 113626 | - | - | - | - |
| CRF150R | 07-14 | - | - | - | 113152 | - | 113153 | 113154 | - | 113155 | 113156 |
| CRF150F | 03-14 | - | 113622 | 113623 | 113624 | 113625 | 113626 | - | - | - | - |
| XR200R | 84-02 | 113168 | 113169 | 113170 | 113171 | 113172 | 113173 | - | - | - | - |
| CRF230F | 03-14 | - | 113622 | 113623 | 113624 | 113625 | 113626 | - | - | - | - |
| CRF230L | 08-09 | - | 113622 | 113623 | 113624 | 113625 | 113626 | - | - | - | - |
| XR250R | 86-89 | 113168 | 113169 | 113170 | 113171 | 113172 | 113173 | - | - | - | - |
| XR250R | 90-04 | - | 113622 | 113623 | 113624 | 113625 | 113626 | - | - | - | - |
| CR250 | 88-07 | - | 113622 | 113623 | 113624 | 113625 | 113626 | - | - | - | - |
| CRF250R | 04-14 | - | 113622 | 113623 | 113624 | 113625 | 113626 | - | - | - | - |
| CRF250X | 04-13 | - | 113622 | 113623 | 113624 | 113625 | 113626 | - | - | - | - |
| XR350R | 83-85 | 113168 | 113169 | 113170 | 113171 | 113172 | 113173 | - | - | - | - |
| CRF450R | 02-14 | - | 113622 | 113623 | 113624 | 113625 | 113626 | - | - | - | - |
| CRF450X | 05-13 | - | 113622 | 113623 | 113624 | 113625 | 113626 | - | - | - | - |
| CR500 | 88-01 | - | 113622 | 113623 | 113624 | 113625 | 113626 | - | - | - | - |
| XR500S | 79-80 | 113168 | 113169 | 113170 | 113171 | 113172 | 113173 | - | - | - | - |
| XR500R | 81-85 | 113168 | 113169 | 113170 | 113171 | 113172 | 113173 | - | - | - | - |
| XL500S | 79-81 | 113168 | 113169 | 113170 | 113171 | 113172 | 113173 | - | - | - | - |
| XL500R | 82-87 | 113168 | 113169 | 113170 | 113171 | 113172 | 113173 | - | - | - | - |
| XL600R | 83-88 | 113168 | 113169 | 113170 | 113171 | 113172 | 113173 | - | - | - | - |
| XR600R | 85-87 | 113168 | 113169 | 113170 | 113171 | 113172 | 113173 | - | - | - | - |
| XR600R | 91-00 | - | 113622 | 113623 | 113624 | 113625 | 113626 | - | - | - | - |
| XR650L | 93-13 | - | 113622 | 113623 | 113624 | 113625 | 113626 | - | - | - | - |
| XR650R | 00-07 | - | 113622 | 113623 | 113624 | 113625 | 113626 | - | - | - | - |

HUSABERG 7075-T6 ALLOY REAR SPROCKET

| Model DIRT | Year | PART #
45 TEETH | PART #
46 TEETH | PART #
47 TEETH | PART #
48 TEETH | PART #
49 TEETH | PART #
50 TEETH | PART #
51 TEETH | PART #
52 TEETH | PART #
53 TEETH | PART #
54 TEETH |
|------------|-------|--------------------|--------------------|--------------------|--------------------|--------------------|--------------------|--------------------|--------------------|--------------------|--------------------|
| TE 125 | 12-13 | - | - | - | 113204 | 113205 | 113206 | 113207 | 113208 | - | - |
| TE 250 | 11-14 | - | - | - | 113204 | 113205 | 113206 | 113207 | 113208 | - | - |
| FE 250 | 13-14 | - | - | - | 113204 | 113205 | 113206 | 113207 | 113208 | - | - |
| TE 300 | 11-14 | - | - | - | 113204 | 113205 | 113206 | 113207 | 113208 | - | - |
| FE 350 | 13 | - | - | - | 113204 | 113205 | 113206 | 113207 | 113208 | - | - |
| FE 390 | 10-12 | - | - | - | 113204 | 113205 | 113206 | 113207 | 113208 | - | - |
| FE 450 | 04-14 | - | - | - | 113204 | 113205 | 113206 | 113207 | 113208 | - | - |
| FX 450 | 10-12 | - | - | - | 113204 | 113205 | 113206 | 113207 | 113208 | - | - |



7075-T6 ALLOY REAR SPROCKET

SEE PRICING AT THE END OF THE PRO X SPROCKET APPLICATIONS

HUSABERG 7075-T6 ALLOY REAR SPROCKET CONTINUED

| Model DIRT | Year | PART #
45 TEETH | PART #
46 TEETH | PART #
47 TEETH | PART #
48 TEETH | PART #
49 TEETH | PART #
50 TEETH | PART #
51 TEETH | PART #
52 TEETH | PART #
53 TEETH | PART #
54 TEETH |
|------------|-------|--------------------|--------------------|--------------------|--------------------|--------------------|--------------------|--------------------|--------------------|--------------------|--------------------|
| FE 501 | 13-14 | - | - | - | 113204 | 113205 | 113206 | 113207 | 113208 | - | - |
| FE 550 | 04-08 | - | - | - | 113204 | 113205 | 113206 | 113207 | 113208 | - | - |
| FE 570 | 09-12 | - | - | - | 113204 | 113205 | 113206 | 113207 | 113208 | - | - |
| FE/FS 650 | 04-08 | - | - | - | 113204 | 113205 | 113206 | 113207 | 113208 | - | - |

HUSQVARNA 7075-T6 ALLOY REAR SPROCKET

| Model DIRT | Year | PART #
44 TEETH | PART #
45 TEETH | PART #
46 TEETH | PART #
47 TEETH | PART #
48 TEETH | PART #
49 TEETH | PART #
50 TEETH | PART #
51 TEETH | PART #
52 TEETH | PART #
53 TEETH |
|------------|-------|--------------------|--------------------|--------------------|--------------------|--------------------|--------------------|--------------------|--------------------|--------------------|--------------------|
| CR125 | 90-13 | - | - | 113209 | 113210 | 113211 | 113212 | 113213 | 113214 | 113215 | - |
| WR125 | 90-13 | - | - | 113209 | 113210 | 113211 | 113212 | 113213 | 113214 | 113215 | - |
| CR250 | 90-05 | - | - | 113209 | 113210 | 113211 | 113212 | 113213 | 113214 | 113215 | - |
| WR250 | 90-13 | - | - | 113209 | 113210 | 113211 | 113212 | 113213 | 113214 | 113215 | - |
| TC250 | 04-13 | - | - | 113209 | 113210 | 113211 | 113212 | 113213 | 113214 | 113215 | - |
| TE250 | 04-13 | - | - | 113209 | 113210 | 113211 | 113212 | 113213 | 113214 | 113215 | - |
| TXC250 | 08-13 | - | - | 113209 | 113210 | 113211 | 113212 | 113213 | 113214 | 113215 | - |
| WR300 | 09-13 | - | - | 113209 | 113210 | 113211 | 113212 | 113213 | 113214 | 113215 | - |
| TE310 | 09-13 | - | - | 113209 | 113210 | 113211 | 113212 | 113213 | 113214 | 113215 | - |
| TXC310 | 12-13 | - | - | 113209 | 113210 | 113211 | 113212 | 113213 | 113214 | 113215 | - |
| WR360 | 92-02 | - | - | 113209 | 113210 | 113211 | 113212 | 113213 | 113214 | 113215 | - |
| TC449 | 11-13 | - | - | 113209 | 113210 | 113211 | 113212 | 113213 | 113214 | 113215 | - |
| TE449 | 11-13 | - | - | 113209 | 113210 | 113211 | 113212 | 113213 | 113214 | 113215 | - |
| TC450 | 02-10 | - | - | 113209 | 113210 | 113211 | 113212 | 113213 | 113214 | 113215 | - |
| TE450 | 04-10 | - | - | 113209 | 113210 | 113211 | 113212 | 113213 | 113214 | 113215 | - |
| TC510 | 06-09 | - | - | 113209 | 113210 | 113211 | 113212 | 113213 | 113214 | 113215 | - |
| TE510 | 06-10 | - | - | 113209 | 113210 | 113211 | 113212 | 113213 | 113214 | 113215 | - |
| TXC510 | 08-10 | - | - | 113209 | 113210 | 113211 | 113212 | 113213 | 113214 | 113215 | - |
| TE511 | 11-13 | - | - | 113209 | 113210 | 113211 | 113212 | 113213 | 113214 | 113215 | - |
| TXC511 | 11-13 | - | - | 113209 | 113210 | 113211 | 113212 | 113213 | 113214 | 113215 | - |
| TC570 | 01-03 | - | - | 113209 | 113210 | 113211 | 113212 | 113213 | 113214 | 113215 | - |
| TE570 | 01-04 | - | - | 113209 | 113210 | 113211 | 113212 | 113213 | 113214 | 113215 | - |

KAWASAKI 7075-T6 ALLOY REAR SPROCKET

| Model DIRT | Year | PART #
45 TEETH | PART #
46 TEETH | PART #
47 TEETH | PART #
48 TEETH | PART #
49 TEETH | PART #
50 TEETH | PART #
51 TEETH | PART #
52 TEETH | PART #
53 TEETH | PART #
54 TEETH |
|------------|-------|--------------------|--------------------|--------------------|--------------------|--------------------|--------------------|--------------------|--------------------|--------------------|--------------------|
| KX 65 | 00-14 | - | 113179 | 113180 | 113181 | - | - | - | - | - | - |
| KX 80 | 86-00 | - | - | - | - | 113182 | 113183 | 113184 | 113185 | 113186 | - |
| KX 85 | 01-14 | - | - | - | - | 113182 | 113183 | 113184 | 113185 | 113186 | - |
| KX 100 | 89-14 | - | - | - | - | 113182 | 113183 | 113184 | 113185 | 113186 | - |
| KX 125 | 80-08 | - | - | 113187 | 113188 | 113189 | 113190 | 113191 | 113192 | - | - |
| KDX 200 | 89-06 | - | - | 113187 | 113188 | 113189 | 113190 | 113191 | 113192 | - | - |
| KDX 220R | 97-05 | - | - | 113187 | 113188 | 113189 | 113190 | 113191 | 113192 | - | - |
| KX 250 | 87-08 | - | - | 113187 | 113188 | 113189 | 113190 | 113191 | 113192 | - | - |
| KX 250 F | 04-14 | - | - | 113187 | 113188 | 113189 | 113190 | 113191 | 113192 | - | - |
| KLX 300 | 97-07 | - | - | 113187 | 113188 | 113189 | 113190 | 113191 | 113192 | - | - |
| KX 450 F | 06-14 | - | - | 113187 | 113188 | 113189 | 113190 | 113191 | 113192 | - | - |
| KLX 450 R | 08-13 | - | - | 113187 | 113188 | 113189 | 113190 | 113191 | 113192 | - | - |
| KX 500 | 83-04 | - | - | 113187 | 113188 | 113189 | 113190 | 113191 | 113192 | - | - |

KTM 7075-T6 ALLOY REAR SPROCKET

| Model DIRT | Year | PART #
44 TEETH | PART #
45 TEETH | PART #
46 TEETH | PART #
47 TEETH | PART #
48 TEETH | PART #
49 TEETH | PART #
50 TEETH | PART #
51 TEETH | PART #
52 TEETH | PART #
53 TEETH |
|--------------|-------|--------------------|--------------------|--------------------|--------------------|--------------------|--------------------|--------------------|--------------------|--------------------|--------------------|
| KTM 60 SX | 97-99 | 114695 | 114696 | 113193 | 113194 | 113195 | 113196 | 113197 | - | - | - |
| KTM 65 SX | 00-16 | 114695 | 114695 | 113193 | 113194 | 113195 | 113196 | 113197 | - | - | - |
| KTM 85 SX | 03-14 | - | - | 113198 | 113199 | 113200 | 113201 | 113202 | 113203 | - | - |
| KTM 105 SX | 04-12 | - | - | 113198 | 113199 | 113200 | 113201 | 113202 | 113203 | - | - |
| KTM 125 SX | 90-14 | - | - | - | - | 113204 | 113205 | 113206 | 113207 | 113208 | - |
| KTM 125 EXC | 90-14 | - | - | - | - | 113204 | 113205 | 113206 | 113207 | 113208 | - |
| KTM 144 SX | 08 | - | - | - | - | 113204 | 113205 | 113206 | 113207 | 113208 | - |
| KTM 150 SX | 09-14 | - | - | - | - | 113204 | 113205 | 113206 | 113207 | 113208 | - |
| KTM 200 SX | 03-05 | - | - | - | - | 113204 | 113205 | 113206 | 113207 | 113208 | - |
| KTM 200 EXC | 98-14 | - | - | - | - | 113204 | 113205 | 113206 | 113207 | 113208 | - |
| KTM 250 SX | 90-14 | - | - | - | - | 113204 | 113205 | 113206 | 113207 | 113208 | - |
| KTM 250 EXC | 90-14 | - | - | - | - | 113204 | 113205 | 113206 | 113207 | 113208 | - |
| KTM 250 SX-F | 06-14 | - | - | - | - | 113204 | 113205 | 113206 | 113207 | 113208 | - |

- accessories
- body
- handlebar & grips
- cables & levers
- exhaust
- engine
- fuel & intake
- electrical & ignition
- clutch
- drive**
- bearings
- brakes
- steering & suspension
- tires
- tools & shop



7075-T6 ALLOY REAR SPROCKET

SEE PRICING AT THE END OF THE PRO X SPROCKET APPLICATIONS

- accessories
- body
- handlebar & grips
- cables & levers
- exhaust
- engine
- fuel & intake
- electrical & ignition
- clutch
- drive**
- bearings
- brakes
- steering & suspension
- tires
- tools & shop

| KTM 7075-T6 ALLOY REAR SPROCKET CONTINUED | | | | | | | | | | | |
|--|-------|--------------------|--------------------|--------------------|--------------------|--------------------|--------------------|--------------------|--------------------|--------------------|--------------------|
| Model DIRT | Year | PART #
44 TEETH | PART #
45 TEETH | PART #
46 TEETH | PART #
47 TEETH | PART #
48 TEETH | PART #
49 TEETH | PART #
50 TEETH | PART #
51 TEETH | PART #
52 TEETH | PART #
53 TEETH |
| KTM 250 EXC-F | 07-14 | - | - | - | - | 113204 | 113205 | 113206 | 113207 | 113208 | - |
| KTM 300 EXC | 90-14 | - | - | - | - | 113204 | 113205 | 113206 | 113207 | 113208 | - |
| KTM 350 SX-F | 11-14 | - | - | - | - | 113204 | 113205 | 113206 | 113207 | 113208 | - |
| KTM 350 EXC-F | 12-14 | - | - | - | - | 113204 | 113205 | 113206 | 113207 | 113208 | - |
| KTM 360 SX | 96-97 | - | - | - | - | 113204 | 113205 | 113206 | 113207 | 113208 | - |

| KTM 7075-T6 ALLOY REAR SPROCKET CONTINUED | | | | | | | | | | | |
|--|-------|--------------------|--------------------|--------------------|--------------------|--------------------|--------------------|--------------------|--------------------|--------------------|--------------------|
| Model DIRT | Year | PART #
44 TEETH | PART #
45 TEETH | PART #
46 TEETH | PART #
47 TEETH | PART #
48 TEETH | PART #
49 TEETH | PART #
50 TEETH | PART #
51 TEETH | PART #
52 TEETH | PART #
53 TEETH |
| KTM 360 EXC | 96-97 | - | - | - | - | 113204 | 113205 | 113206 | 113207 | 113208 | - |
| KTM 380 SX | 98-02 | - | - | - | - | 113204 | 113205 | 113206 | 113207 | 113208 | - |
| KTM 380 EXC | 98-02 | - | - | - | - | 113204 | 113205 | 113206 | 113207 | 113208 | - |
| KTM 400 SX | 00-02 | - | - | - | - | 113204 | 113205 | 113206 | 113207 | 113208 | - |
| KTM 400 EXC | 00-02 | - | - | - | - | 113204 | 113205 | 113206 | 113207 | 113208 | - |
| KTM 400 EXC-R | 09-11 | - | - | - | - | 113204 | 113205 | 113206 | 113207 | 113208 | - |
| KTM 450 SX | 03-06 | - | - | - | - | 113204 | 113205 | 113206 | 113207 | 113208 | - |
| KTM 450 EXC | 03-07 | - | - | - | - | 113204 | 113205 | 113206 | 113207 | 113208 | - |
| KTM 450 SM-R | 04-14 | - | - | - | - | 113204 | 113205 | 113206 | 113207 | 113208 | - |
| KTM 450 SX-F | 07-14 | - | - | - | - | 113204 | 113205 | 113206 | 113207 | 113208 | - |
| KTM 450 EXC-R | 08-11 | - | - | - | - | 113204 | 113205 | 113206 | 113207 | 113208 | - |
| KTM 450 EXC | 12-14 | - | - | - | - | 113204 | 113205 | 113206 | 113207 | 113208 | - |
| KTM 500 EXC | 12-14 | - | - | - | - | 113204 | 113205 | 113206 | 113207 | 113208 | - |
| KTM 505 SX-F | 08 | - | - | - | - | 113204 | 113205 | 113206 | 113207 | 113208 | - |
| KTM 505 XC-F | 09 | - | - | - | - | 113204 | 113205 | 113206 | 113207 | 113208 | - |
| KTM 520 SX | 00-02 | - | - | - | - | 113204 | 113205 | 113206 | 113207 | 113208 | - |
| KTM 520 EXC | 00-02 | - | - | - | - | 113204 | 113205 | 113206 | 113207 | 113208 | - |
| KTM 525 SX | 03-06 | - | - | - | - | 113204 | 113205 | 113206 | 113207 | 113208 | - |
| KTM 525 EXC | 03-07 | - | - | - | - | 113204 | 113205 | 113206 | 113207 | 113208 | - |
| KTM 525 SM-R | 04-05 | - | - | - | - | 113204 | 113205 | 113206 | 113207 | 113208 | - |
| KTM 530 EXC-R | 08-11 | - | - | - | - | 113204 | 113205 | 113206 | 113207 | 113208 | - |
| KTM 560 SM-R | 06-07 | - | - | - | - | 113204 | 113205 | 113206 | 113207 | 113208 | - |
| KTM 600 LC4 | 88-90 | - | - | - | - | 113204 | 113205 | 113206 | 113207 | 113208 | - |
| KTM 620 LC4 | 97-02 | - | - | - | - | 113204 | 113205 | 113206 | 113207 | 113208 | - |
| KTM 640 LC4 | 98-07 | - | - | - | - | 113204 | 113205 | 113206 | 113207 | 113208 | - |
| KTM 690 Enduro/R | 08-12 | - | - | - | - | 113204 | 113205 | 113206 | 113207 | 113208 | - |
| KTM 690 Supermoto | 07-09 | - | - | - | - | 113204 | 113205 | 113206 | 113207 | 113208 | - |
| KTM 690 SMC | 08-12 | - | - | - | - | 113204 | 113205 | 113206 | 113207 | 113208 | - |

| SUZUKI 7075-T6 ALLOY REAR SPROCKET | | | | | | | | | | | |
|---|-------|--------------------|--------------------|--------------------|--------------------|--------------------|--------------------|--------------------|--------------------|--------------------|--------------------|
| Model DIRT | Year | PART #
45 TEETH | PART #
46 TEETH | PART #
47 TEETH | PART #
48 TEETH | PART #
49 TEETH | PART #
50 TEETH | PART #
51 TEETH | PART #
52 TEETH | PART #
53 TEETH | PART #
54 TEETH |
| RM65 | 03-05 | - | 113179 | 113180 | 113181 | - | - | - | - | - | - |
| RM80 | 83-01 | - | - | 113157 | 113158 | 113159 | 113160 | 113161 | 113162 | - | - |
| RM85 | 89-13 | - | - | 113157 | 113158 | 113159 | 113160 | 113161 | 113162 | - | - |
| RM125 | 80-11 | - | - | - | 113174 | 113175 | 113176 | 113177 | 113178 | - | - |
| RM250 | 81-83 | - | - | - | 113174 | 113175 | 113176 | 113177 | 113178 | - | - |
| RM250 | 87-12 | - | - | - | 113174 | 113175 | 113176 | 113177 | 113178 | - | - |
| RMX250 | 89-01 | - | - | - | 113174 | 113175 | 113176 | 113177 | 113178 | - | - |
| DR-Z250 | 01-07 | - | - | - | 113174 | 113175 | 113176 | 113177 | 113178 | - | - |
| RM-Z250 | 04-06 | - | - | 113187 | 113188 | 113189 | 113190 | 113191 | 113192 | - | - |
| RM-Z250 | 07-14 | - | - | - | 113174 | 113175 | 113176 | 113177 | 113178 | - | - |
| DR350 | 90-99 | - | - | - | 113174 | 113175 | 113176 | 113177 | 113178 | - | - |
| DR-Z400 | 00-12 | - | - | - | 113174 | 113175 | 113176 | 113177 | 113178 | - | - |
| KLX400R | 03 | - | - | - | 113174 | 113175 | 113176 | 113177 | 113178 | - | - |
| RM-Z450 | 05-14 | - | - | - | 113174 | 113175 | 113176 | 113177 | 113178 | - | - |
| RMX450Z | 10-11 | - | - | - | 113174 | 113175 | 113176 | 113177 | 113178 | - | - |

| YAMAHA 7075-T6 ALLOY REAR SPROCKET | | | | | | | | | | | |
|---|-------|--------------------|--------------------|--------------------|--------------------|--------------------|--------------------|--------------------|--------------------|--------------------|--------------------|
| Model DIRT | Year | PART #
47 TEETH | PART #
48 TEETH | PART #
49 TEETH | PART #
50 TEETH | PART #
51 TEETH | PART #
52 TEETH | PART #
53 TEETH | PART #
54 TEETH | PART #
55 TEETH | PART #
56 TEETH |
| YZ80 | 93-01 | 113157 | 113158 | 113159 | 113160 | 113161 | 113162 | - | - | - | - |
| YZ85 | 02-13 | 113157 | 113158 | 113159 | 113160 | 113161 | 113162 | - | - | - | - |



7075-T6 ALLOY REAR SPROCKET

SEE PRICING AT THE END OF THE PRO X SPROCKET APPLICATIONS

| YAMAHA 7075-T6 ALLOY REAR SPROCKET CONTINUED | | | | | | | | | | | |
|--|-------|--------------------|--------------------|--------------------|--------------------|--------------------|--------------------|--------------------|--------------------|--------------------|--------------------|
| Model DIRT | Year | PART #
44 TEETH | PART #
45 TEETH | PART #
46 TEETH | PART #
47 TEETH | PART #
48 TEETH | PART #
49 TEETH | PART #
50 TEETH | PART #
51 TEETH | PART #
52 TEETH | PART #
53 TEETH |
| YZ125 | 80-98 | - | 113163 | 113164 | 113165 | 113166 | 113167 | - | - | - | - |
| YZ125 | 99-14 | 113168 | 113169 | 113170 | 113171 | 113172 | 113173 | - | - | - | - |
| TT-R230 | 05-11 | 113168 | 113169 | 113170 | 113171 | 113172 | 113173 | - | - | - | - |
| YZ250 | 80-98 | - | 113163 | 113164 | 113165 | 113166 | 113167 | - | - | - | - |
| YZ250 | 99-14 | 113168 | 113169 | 113170 | 113171 | 113172 | 113173 | - | - | - | - |
| WR250 | 90-98 | - | 113163 | 113164 | 113165 | 113166 | 113167 | - | - | - | - |
| YZ250F | 01-13 | 113168 | 113169 | 113170 | 113171 | 113172 | 113173 | - | - | - | - |
| WR250F | 01-13 | 113168 | 113169 | 113170 | 113171 | 113172 | 113173 | - | - | - | - |
| WR250R | 08-13 | 113168 | 113169 | 113170 | 113171 | 113172 | 113173 | - | - | - | - |
| WR250X | 08-11 | 113168 | 113169 | 113170 | 113171 | 113172 | 113173 | - | - | - | - |
| YZ400F | 98-99 | 113168 | 113169 | 113170 | 113171 | 113172 | 113173 | - | - | - | - |
| WR400F | 98-00 | 113168 | 113169 | 113170 | 113171 | 113172 | 113173 | - | - | - | - |
| YZ426F | 00-02 | 113168 | 113169 | 113170 | 113171 | 113172 | 113173 | - | - | - | - |
| WR426F | 01-02 | 113168 | 113169 | 113170 | 113171 | 113172 | 113173 | - | - | - | - |
| YZ450F | 03-14 | 113168 | 113169 | 113170 | 113171 | 113172 | 113173 | - | - | - | - |
| WR450F | 03-14 | 113168 | 113169 | 113170 | 113171 | 113172 | 113173 | - | - | - | - |
| XT500 | 77-85 | - | 113163 | 113164 | 113165 | 113166 | 113167 | - | - | - | - |
| TT500 | 77-81 | - | 113163 | 113164 | 113165 | 113166 | 113167 | - | - | - | - |
| TT600 | 83-92 | - | 113163 | 113164 | 113165 | 113166 | 113167 | - | - | - | - |
| TT600E | 96-00 | - | 113163 | 113164 | 113165 | 113166 | 113167 | - | - | - | - |
| TT-R600 | 98-03 | - | 113163 | 113164 | 113165 | 113166 | 113167 | - | - | - | - |

PRO X SPROCKET PRICING

| | | | | | | | | | | | | | | | | | |
|--------|-------|---|--------|-------|---|--------|-------|---|--------|-------|---|--------|-------|---|--------|-------|---|
| 112998 | 16.95 | G | 113097 | 16.95 | G | 113142 | 16.95 | G | 113180 | 49.95 | G | 113224 | 38.97 | G | 113599 | 16.95 | G |
| 112999 | 16.95 | G | 113098 | 16.95 | G | 113143 | 16.95 | G | 113181 | 49.95 | G | 113225 | 38.97 | G | 113602 | 16.95 | G |
| 113000 | 16.95 | G | 113099 | 16.95 | G | 113144 | 16.95 | G | 113182 | 49.95 | G | 113232 | 38.97 | G | 113603 | 16.95 | G |
| 113001 | 16.95 | G | 113100 | 16.95 | G | 113145 | 16.95 | G | 113183 | 49.95 | G | 113233 | 38.97 | G | 113604 | 16.95 | G |
| 113002 | 16.95 | G | 113104 | 16.95 | G | 113146 | 16.95 | G | 113184 | 49.95 | G | 113234 | 38.97 | G | 113605 | 16.95 | G |
| 113064 | 14.95 | G | 113105 | 16.95 | G | 113147 | 16.95 | G | 113185 | 49.95 | G | 113235 | 38.97 | G | 113606 | 16.95 | G |
| 113065 | 14.95 | G | 113106 | 16.95 | G | 113148 | 16.95 | G | 113186 | 49.95 | G | 113236 | 38.97 | G | 113607 | 16.95 | G |
| 113066 | 14.95 | G | 113107 | 16.95 | G | 113149 | 16.95 | G | 113187 | 49.95 | G | 113237 | 38.97 | G | 113608 | 16.95 | G |
| 113067 | 14.95 | G | 113108 | 16.95 | G | 113150 | 16.95 | G | 113188 | 49.95 | G | 113238 | 38.97 | G | 113609 | 16.95 | G |
| 113068 | 16.95 | G | 113109 | 16.95 | G | 113151 | 16.95 | G | 113189 | 49.95 | G | 113239 | 38.97 | G | 113610 | 16.95 | G |
| 113069 | 16.95 | G | 113112 | 14.95 | G | 113152 | 49.95 | G | 113190 | 49.95 | G | 113240 | 38.97 | G | 113611 | 16.95 | G |
| 113070 | 16.95 | G | 113113 | 14.95 | G | 113153 | 49.95 | G | 113191 | 49.95 | G | 113241 | 38.97 | G | 113612 | 16.95 | G |
| 113071 | 16.95 | G | 113114 | 14.95 | G | 113154 | 49.95 | G | 113192 | 49.95 | G | 113242 | 38.97 | G | 113613 | 16.95 | G |
| 113072 | 16.95 | G | 113115 | 14.95 | G | 113155 | 49.95 | G | 113193 | 49.95 | G | 113243 | 38.97 | G | 113614 | 16.95 | G |
| 113073 | 16.95 | G | 113116 | 16.95 | G | 113156 | 49.95 | G | 113194 | 49.95 | G | 113244 | 38.97 | G | 113615 | 16.95 | G |
| 113074 | 16.95 | G | 113117 | 16.95 | G | 113157 | 49.95 | G | 113195 | 49.95 | G | 113245 | 38.97 | G | 113616 | 16.95 | G |
| 113075 | 16.95 | G | 113118 | 16.95 | G | 113158 | 49.95 | G | 113196 | 49.95 | G | 113246 | 38.97 | G | 113617 | 16.95 | G |
| 113076 | 16.95 | G | 113121 | 14.95 | G | 113159 | 49.95 | G | 113197 | 49.95 | G | 113247 | 38.97 | G | 113618 | 16.95 | G |
| 113077 | 16.95 | G | 113122 | 14.95 | G | 113160 | 49.95 | G | 113198 | 49.95 | G | 113256 | 38.97 | G | 113619 | 16.95 | G |
| 113078 | 16.95 | G | 113123 | 14.95 | G | 113161 | 49.95 | G | 113199 | 49.95 | G | 113257 | 38.97 | G | 113620 | 16.95 | G |
| 113079 | 16.95 | G | 113124 | 14.95 | G | 113162 | 49.95 | G | 113200 | 49.95 | G | 113258 | 38.97 | G | 113621 | 16.95 | G |
| 113080 | 16.95 | G | 113125 | 14.95 | G | 113163 | 49.95 | G | 113201 | 49.95 | G | 113259 | 38.97 | G | 113622 | 49.95 | G |
| 113081 | 16.95 | G | 113126 | 14.95 | G | 113164 | 49.95 | G | 113202 | 49.95 | G | 113260 | 38.97 | G | 113623 | 49.95 | G |
| 113082 | 16.95 | G | 113127 | 14.95 | G | 113165 | 49.95 | G | 113203 | 49.95 | G | 113261 | 38.97 | G | 113624 | 49.95 | G |
| 113083 | 14.95 | G | 113128 | 16.95 | G | 113166 | 49.95 | G | 113204 | 49.95 | G | 113273 | 38.97 | G | 113625 | 49.95 | G |
| 113084 | 14.95 | G | 113129 | 16.95 | G | 113167 | 49.95 | G | 113205 | 49.95 | G | 113274 | 38.97 | G | 113626 | 49.95 | G |
| 113085 | 14.95 | G | 113130 | 16.95 | G | 113168 | 49.95 | G | 113206 | 49.95 | G | 113275 | 38.97 | G | 114689 | 41.60 | G |
| 113086 | 14.95 | G | 113131 | 16.95 | G | 113169 | 49.95 | G | 113207 | 49.95 | G | 113276 | 38.97 | G | 114690 | 16.95 | G |
| 113087 | 14.95 | G | 113132 | 16.95 | G | 113170 | 49.95 | G | 113208 | 49.95 | G | 113277 | 38.97 | G | 114691 | 16.95 | G |
| 113088 | 14.95 | G | 113133 | 16.95 | G | 113171 | 49.95 | G | 113209 | 49.95 | G | 113278 | 38.97 | G | 114692 | 14.95 | G |
| 113089 | 16.95 | G | 113134 | 16.95 | G | 113172 | 49.95 | G | 113210 | 49.95 | G | 113279 | 38.97 | G | 114693 | 14.95 | G |
| 113090 | 16.95 | G | 113135 | 16.95 | G | 113173 | 49.95 | G | 113211 | 49.95 | G | 113280 | 38.97 | G | 114694 | 14.95 | G |
| 113091 | 16.95 | G | 113136 | 16.95 | G | 113174 | 49.95 | G | 113212 | 49.95 | G | 113281 | 38.97 | G | 114695 | 49.95 | G |
| 113092 | 16.95 | G | 113137 | 16.95 | G | 113175 | 49.95 | G | 113213 | 49.95 | G | 113282 | 38.97 | G | 114696 | 49.95 | G |
| 113093 | 16.95 | G | 113138 | 16.95 | G | 113176 | 49.95 | G | 113214 | 49.95 | G | 113283 | 38.97 | G | | | |
| 113094 | 16.95 | G | 113139 | 16.95 | G | 113177 | 49.95 | G | 113215 | 49.95 | G | 113284 | 38.97 | G | | | |
| 113095 | 16.95 | G | 113140 | 16.95 | G | 113178 | 49.95 | G | 113221 | 38.97 | G | 113597 | 16.95 | G | | | |
| 113096 | 16.95 | G | 113141 | 16.95 | G | 113179 | 49.95 | G | 113222 | 38.97 | G | 113598 | 16.95 | G | | | |

- accessories
- body
- handlebar & grips
- cables & levers
- exhaust
- engine
- fuel & intake
- electrical & ignition
- clutch
- drive
- bearings
- brakes
- steering & suspension
- tires
- tools & shop

DIRT BIKE CHAIN ROLLER



Made from cast polyurethane with a hardness of 98 durometer on the A scale instead of polypropylene. The bearing has been moved inboard so that two separate mechanical seals provide the protection against mud, water and dirt.



- accessories
- body
- handlebar & grips
- cables & levers
- exhaust
- engine
- fuel & intake
- electrical & ignition
- clutch
- drive
- bearings
- brakes
- steering & suspension
- tires
- tools & shop

| MODEL | YEARS | LOWER CHAIN ROLLER | | UPPER CHAIN ROLLER | |
|-------------------------|---------|--------------------|---------|--------------------|---------|
| COBRA | | | | | |
| CX 50 BIG WHEEL | 10-13 | AB34 | 15.43 L | ---- | ---- |
| CX 50 JR. | 13 | AB34 | 15.43 L | ---- | ---- |
| CX 50 SR. | 10-13 | AB34 | 15.43 L | ---- | ---- |
| CX 65 | 07-14 | AB34 | 15.43 L | ---- | ---- |
| GAS GAS | | | | | |
| EC125 | 01-11 | AB795008 | 15.43 L | AB34 | 15.43 L |
| HALLEY 2T 125 EH | 09 | AB795008 | 15.43 L | AB34 | 15.43 L |
| HALLEY 2T 125 SM | 09 | AB795008 | 15.43 L | AB34 | 15.43 L |
| HALLEY 4T 125 EH | 09 | ---- | ---- | AB34 | 15.43 L |
| MC125 | 01-09 | AB795008 | 15.43 L | AB34 | 15.43 L |
| SM125 | 03-09 | AB795008 | 15.43 L | AB34 | 15.43 L |
| EC200 | 99-11 | AB795008 | 15.43 L | AB34 | 15.43 L |
| EC250 | 96-11 | AB795008 | 15.43 L | AB34 | 15.43 L |
| EC250 | 12 | ---- | ---- | AB34 | 15.43 L |
| EC250 4T | 10-12 | AB795008 | 15.43 L | AB34 | 15.43 L |
| MC250 | 99-09 | AB795008 | 15.43 L | AB34 | 15.43 L |
| SM250 | 03-05 | AB795008 | 15.43 L | AB34 | 15.43 L |
| EC300 | 99-12 | AB795008 | 15.43 L | AB34 | 15.43 L |
| EC450FSE | 03-05 | AB795008 | 15.43 L | AB34 | 15.43 L |
| HALLEY 450 EH | 09 | AB795008 | 15.43 L | AB34 | 15.43 L |
| HALLEY 450 SM | 09 | AB795008 | 15.43 L | AB34 | 15.43 L |
| SM450FSE | 04-05 | AB795008 | 15.43 L | AB34 | 15.43 L |
| HONDA | | | | | |
| CR80R | 96 - 02 | AB795011 | 8.33 L | ---- | ---- |
| CR80RB | 97 - 02 | AB795011 | 8.33 L | ---- | ---- |
| CR85R/RB | 03 - 07 | AB795011 | 8.33 L | ---- | ---- |
| CR125R | 81 | AB38 | 15.43 L | AB38 | 15.43 L |
| CR125R | 82 | AB795008 | 15.43 L | AB795006 | 15.43 L |
| CR125R | 83 - 84 | AB795006 | 15.43 L | AB795006 | 15.43 L |
| CR125R | 85 - 92 | AB795008 | 15.43 L | AB795006 | 15.43 L |
| CR125R | 93 - 96 | AB795008 | 15.43 L | AB795008 | 15.43 L |
| CR125R | 97 | AB795011 | 8.33 L | AB795008 | 15.43 L |
| CR125R | 98 | AB795008 | 15.43 L | AB795008 | 15.43 L |
| CR125R | 99 | AB795007 | 15.43 L | AB795008 | 15.43 L |
| CR125R | 00 - 04 | AB795008 | 15.43 L | AB795007 | 15.43 L |
| CR125R | 05 - 07 | AB795007 | 15.43 L | AB795007 | 15.43 L |
| CRF125F | 14 - 16 | ---- | ---- | AB795013 | 6.91 L |
| CRF150F | 03 - 16 | ---- | ---- | AB795013 | 6.91 L |
| CRF150R/RB | 07 - 16 | AB795011 | 8.33 L | ---- | ---- |
| CRF230F | 03 - 16 | ---- | ---- | AB795013 | 6.91 L |
| CR250R | 81 | AB38 | 15.43 L | AB38 | 15.43 L |
| CR250R | 82 | AB795007 | 15.43 L | AB795007 | 15.43 L |
| CR250R | 83 - 84 | AB795006 | 15.43 L | AB795006 | 15.43 L |
| CR250R | 85 - 91 | AB795008 | 15.43 L | AB795006 | 15.43 L |
| CR250R | 92 - 97 | AB795008 | 15.43 L | AB795008 | 15.43 L |
| CR250R | 98 | AB795008 | 15.43 L | AB795006 | 15.43 L |
| CR250R | 99 - 01 | AB795008 | 15.43 L | AB795007 | 15.43 L |
| CR250R | 02 - 03 | AB795007 | 15.43 L | AB795008 | 15.43 L |
| CR250R | 04 | AB795007 | 15.43 L | AB795010 | 15.92 L |
| CR250R | 05 - 07 | AB795015 | 15.43 L | AB795010 | 15.92 L |
| CRF250R | 04 | AB795007 | 15.43 L | AB795007 | 15.43 L |
| CRF250R | 05 - 09 | AB795015 | 15.43 L | AB795007 | 15.43 L |
| CRF250R | 10 - 11 | AB795014 | 15.43 L | AB795014 | 15.43 L |
| CRF250R | 12 - 13 | AB795015 | 15.43 L | AB795014 | 15.43 L |
| CRF250R | 14 | AB795014 | 15.43 L | AB795015 | 15.43 L |
| CRF250R | 15 | AB795014 | 15.43 L | AB795014 | 15.43 L |
| CRF250R | 16 | AB795015 | 15.43 L | AB795014 | 15.43 L |
| CRF250X | 04 - 05 | AB795007 | 15.43 L | AB795010 | 15.92 L |
| CRF250X | 06 - 15 | AB795015 | 15.43 L | AB795010 | 15.92 L |
| CRM250AR (NOT US MODEL) | 96 - 99 | AB795013 | 6.91 L | AB795013 | 6.91 L |
| XR250R | 81 | AB38 | 15.43 L | AB38 | 15.43 L |
| XR400R | 96 - 04 | AB795008 | 15.43 L | AB795013 | 6.91 L |
| CR450R | 81 | AB38 | 15.43 L | AB38 | 15.43 L |

| MODEL | YEARS | LOWER CHAIN ROLLER | | UPPER CHAIN ROLLER | |
|------------------------|---------|--------------------|---------|--------------------|---------|
| HONDA CONTINUED | | | | | |
| CRF450R | 02 - 04 | AB795007 | 15.43 L | AB795007 | 15.43 L |
| CRF450R | 05 - 09 | AB795014 | 15.43 L | AB795007 | 15.43 L |
| CRF450R | 10 - 11 | AB795014 | 15.43 L | AB795014 | 15.43 L |
| CRF450R | 12 - 13 | AB795015 | 15.43 L | AB795014 | 15.43 L |
| CRF450R | 14 | AB795014 | 15.43 L | AB795015 | 15.43 L |
| CRF450R | 15 | AB795014 | 15.43 L | AB795014 | 15.43 L |
| CRF450R | 16 | AB795015 | 15.43 L | AB795014 | 15.43 L |
| CRF450X | 05 - 15 | AB795014 | 15.43 L | AB795007 | 15.43 L |
| CR480R | 82 - 83 | AB795007 | 15.43 L | AB795007 | 15.43 L |
| CR500R | 84 | AB795006 | 15.43 L | AB795006 | 15.43 L |
| CR500R | 85 - 01 | AB795008 | 15.43 L | AB795006 | 15.43 L |
| XR500R | 81 | AB38 | 15.43 L | AB38 | 15.43 L |
| FMX650 (Euro) | 05 - 06 | AB34 | 15.43 L | ---- | ---- |
| XR650R | 00 - 07 | AB34 | 15.43 L | AB34 | 15.43 L |
| HUSABERG | | | | | |
| 450FC | 04 - 05 | AB795003 | 16.84 L | AB795003 | 16.84 L |
| 450FE | 04 - 08 | AB795003 | 16.84 L | AB795003 | 16.84 L |
| 450FS | 04 | AB795003 | 16.84 L | AB795003 | 16.84 L |
| 450FS-C | 05 - 06 | AB795003 | 16.84 L | AB795003 | 16.84 L |
| 450FS-E | 05 - 08 | AB795003 | 16.84 L | AB795003 | 16.84 L |
| 550FE | 07 - 08 | AB795003 | 16.84 L | AB795003 | 16.84 L |
| 550FS-E | 07 | AB795003 | 16.84 L | AB795003 | 16.84 L |
| 650FC | 04 - 05 | AB795003 | 16.84 L | AB795003 | 16.84 L |
| 650FE | 04 - 08 | AB795003 | 16.84 L | AB795003 | 16.84 L |
| 650FS | 04 - 08 | AB795003 | 16.84 L | AB795003 | 16.84 L |
| 650FS-C | 05 - 06 | AB795003 | 16.84 L | AB795003 | 16.84 L |
| 650FS-E | 05 - 07 | AB795003 | 16.84 L | AB795003 | 16.84 L |
| HUSQVARNA | | | | | |
| CR125 | 93 - 95 | ---- | ---- | AB34 | 15.43 L |
| CR125 | 96 - 13 | AB34 | 15.43 L | AB34 | 15.43 L |
| SM125 | 98 | AB34 | 15.43 L | AB34 | 15.43 L |
| WMX 125 | 90 | ---- | ---- | AB34 | 15.43 L |
| WR125 | 96 - 13 | AB34 | 15.43 L | AB34 | 15.43 L |
| WRE125 | 95 | ---- | ---- | AB34 | 15.43 L |
| WXC-WXE 125 | 92 - 95 | ---- | ---- | AB34 | 15.43 L |
| WXE125 | 90 | ---- | ---- | AB34 | 15.43 L |
| WXE-WMX 125 | 91 | ---- | ---- | AB34 | 15.43 L |
| CR250 | 93 - 95 | ---- | ---- | AB34 | 15.43 L |
| CR250 | 96 - 04 | AB34 | 15.43 L | AB34 | 15.43 L |
| TC250 | 03 - 13 | AB34 | 15.43 L | AB34 | 15.43 L |
| TE250 | 03 - 13 | AB34 | 15.43 L | AB34 | 15.43 L |
| TXC250 | 08 - 13 | AB34 | 15.43 L | AB34 | 15.43 L |
| WMX250 | 90 | ---- | ---- | AB34 | 15.43 L |
| WR250 | 96 - 13 | AB34 | 15.43 L | AB34 | 15.43 L |
| WXC-WXE 250 | 92 - 95 | ---- | ---- | AB34 | 15.43 L |
| WXE250 | 90 | ---- | ---- | AB34 | 15.43 L |
| WXE-WMX 250 | 91 | ---- | ---- | AB34 | 15.43 L |
| WXE260 | 91 | ---- | ---- | AB34 | 15.43 L |
| WR300 | 08 - 13 | AB34 | 15.43 L | AB34 | 15.43 L |
| TE310 | 09 - 13 | AB34 | 15.43 L | AB34 | 15.43 L |
| TXC310 | 12 - 13 | AB34 | 15.43 L | AB34 | 15.43 L |
| TE350 | 95 | ---- | ---- | AB34 | 15.43 L |
| WXC-WXE 350 | 92 - 94 | ---- | ---- | AB34 | 15.43 L |
| CR360 | 93 | ---- | ---- | AB34 | 15.43 L |
| WR360 | 96 - 02 | AB34 | 15.43 L | AB34 | 15.43 L |
| WXC-WXE 360 | 92 - 95 | ---- | ---- | AB34 | 15.43 L |
| SM400R | 04 | AB34 | 15.43 L | AB34 | 15.43 L |
| TE400 | 01 | AB34 | 15.43 L | AB34 | 15.43 L |
| TE410 | 96 - 01 | AB34 | 15.43 L | AB34 | 15.43 L |
| TE410E | 99 | AB34 | 15.43 L | AB34 | 15.43 L |
| SM450 | 10 | AB34 | 15.43 L | AB34 | 15.43 L |
| SM450R | 03 - 09 | AB34 | 15.43 L | AB34 | 15.43 L |
| TC450 | 03 - 10 | AB34 | 15.43 L | AB34 | 15.43 L |

ALL BALLS DIRT BIKE CHAIN ROLLER CONTINUED

| MODEL | YEARS | LOWER CHAIN ROLLER | | UPPER CHAIN ROLLER | |
|------------------|---------|--------------------|---------|--------------------|---------|
| HUSQVARNA | | | | | |
| TE450 | 03 - 10 | AB34 | 15.43 L | AB34 | 15.43 L |
| TXC450 | 08 - 10 | AB34 | 15.43 L | AB34 | 15.43 L |
| SM510 | 10 | AB34 | 15.43 L | AB34 | 15.43 L |
| SM510R | 05 - 09 | AB34 | 15.43 L | AB34 | 15.43 L |
| TC510 | 05 - 09 | AB34 | 15.43 L | AB34 | 15.43 L |
| TE510 | 04 - 10 | AB34 | 15.43 L | AB34 | 15.43 L |
| TXC510 | 08 - 10 | AB34 | 15.43 L | AB34 | 15.43 L |
| TE TXC 511 | 12 - 13 | ----- | | AB34 | 15.43 L |
| SM530R | 09 | AB34 | 15.43 L | AB34 | 15.43 L |
| SMR570 | 01 - 04 | AB34 | 15.43 L | AB34 | 15.43 L |
| TC570 | 01 - 02 | AB34 | 15.43 L | AB34 | 15.43 L |
| TE570 | 01 - 04 | AB34 | 15.43 L | AB34 | 15.43 L |
| SM610 | 01 - 07 | AB34 | 15.43 L | AB34 | 15.43 L |
| SM-E610 | 98 - 01 | AB34 | 15.43 L | AB34 | 15.43 L |
| SMR610 | 00 - 01 | AB34 | 15.43 L | AB34 | 15.43 L |
| TC610 | 96 - 01 | AB34 | 15.43 L | AB34 | 15.43 L |
| TE610 | 96 - 07 | AB34 | 15.43 L | AB34 | 15.43 L |
| TE-E610 | 99 - 01 | AB34 | 15.43 L | AB34 | 15.43 L |
| WXC-WXE 610 | 93 - 95 | ----- | | AB34 | 15.43 L |
| KAWASAKI | | | | | |
| KX60 | 83 - 03 | AB795009 | 8.08 L | AB795009 | 8.08 L |
| KX65 | 00 - 15 | AB795012 | 6.77 L | AB795009 | 8.08 L |
| KDX80 | 84 - 88 | AB795009 | 8.08 L | AB795009 | 8.08 L |
| KX80 | 83 - 00 | AB795009 | 8.08 L | AB795009 | 8.08 L |
| KX80 Big Wheel | 92 - 94 | AB795009 | 8.08 L | AB795009 | 8.08 L |
| KX85 | 01 - 15 | AB795012 | 6.77 L | AB795012 | 6.77 L |
| KX100 | 95 - 00 | AB795009 | 8.08 L | AB795009 | 8.08 L |
| KX100 | 01 - 15 | AB795012 | 6.77 L | AB795012 | 6.77 L |
| KLX125 | 03 - 06 | ----- | | AB34 | 15.43 L |
| KLX125L | 03 - 06 | ----- | | AB34 | 15.43 L |
| KX125 | 78 - 81 | AB795006 | 15.43 L | AB795006 | 15.43 L |
| KX125 | 82 - 83 | AB38 | 15.43 L | AB38 | 15.43 L |
| KX125 | 84 - 05 | AB34 | 15.43 L | AB34 | 15.43 L |
| KDX175 | 80 - 82 | AB795006 | 15.43 L | AB795006 | 15.43 L |
| KDX200 | 83 | AB38 | 15.43 L | AB38 | 15.43 L |
| KDX200 | 84 - 06 | AB34 | 15.43 L | AB34 | 15.43 L |
| KDX220 | 97 - 05 | AB34 | 15.43 L | AB34 | 15.43 L |
| KDX250 | 80 | AB795006 | 15.43 L | AB795006 | 15.43 L |
| KDX250 | 81 - 83 | AB38 | 15.43 L | AB38 | 15.43 L |
| KDX250 | 84 - 94 | AB34 | 15.43 L | AB34 | 15.43 L |
| KLX250 | 79 - 80 | AB795006 | 15.43 L | AB795006 | 15.43 L |
| KLX250R | 94 - 96 | ----- | | AB34 | 15.43 L |
| KLX250S | 06 - 14 | ----- | | AB34 | 15.43 L |
| KLX250SF | 09 - 10 | ----- | | AB34 | 15.43 L |
| KX250 | 78 - 81 | AB795006 | 15.43 L | AB795006 | 15.43 L |
| KX250 | 82 | AB38 | 15.43 L | AB38 | 15.43 L |
| KX250 | 83 | ----- | | AB38 | 15.43 L |
| KX250 | 84 - 07 | AB34 | 15.43 L | AB34 | 15.43 L |
| KX250F | 04 - 06 | AB34 | 15.43 L | AB34 | 15.43 L |
| KX250F | 07 - 16 | AB795014 | 15.43 L | AB795014 | 15.43 L |
| KLX300(R) | 97 - 07 | ----- | | AB34 | 15.43 L |
| KDX400 | 79 - 80 | AB795006 | 15.43 L | AB795006 | 15.43 L |
| KLX400R | 03 - 04 | AB34 | 15.43 L | AB38 | 15.43 L |
| KLX400SR | 03 - 04 | AB34 | 15.43 L | AB38 | 15.43 L |
| KDX420 | 81 | AB795006 | 15.43 L | AB795006 | 15.43 L |
| KX420 | 80 - 81 | AB795006 | 15.43 L | AB795006 | 15.43 L |
| KDX450 | 82 | AB795006 | 15.43 L | ----- | |
| KLX450R | 08 - 09 | AB795014 | 15.43 L | AB795014 | 15.43 L |
| KX450F | 06 | AB34 | 15.43 L | AB34 | 15.43 L |
| KX450F | 07 - 16 | AB795014 | 15.43 L | AB795014 | 15.43 L |
| KX500 | 83 | AB34 | 15.43 L | AB38 | 15.43 L |
| KX500 | 84 - 04 | AB34 | 15.43 L | AB34 | 15.43 L |
| KTM | | | | | |
| EGS 125 | 93 - 99 | AB795003 | 16.84 L | AB795003 | 16.84 L |
| EXC 125 | 93 - 05 | AB795003 | 16.84 L | AB795003 | 16.84 L |
| EXC 125 | 06 - 08 | ----- | | AB795003 | 16.84 L |
| EXE 125 | 00 - 01 | AB795003 | 16.84 L | AB795003 | 16.84 L |

| MODEL | YEARS | LOWER CHAIN ROLLER | | UPPER CHAIN ROLLER | |
|----------------------|---------|--------------------|---------|--------------------|---------|
| KTM CONTINUED | | | | | |
| SX 125 | 93 - 05 | AB795003 | 16.84 L | AB795003 | 16.84 L |
| SX 125 | 06 - 07 | ----- | | AB795003 | 16.84 L |
| SXS 125 | 04 | AB795003 | 16.84 L | AB795003 | 16.84 L |
| EGS 200 | 98 - 99 | AB795003 | 16.84 L | AB795003 | 16.84 L |
| EXC 200 | 98 - 05 | AB795003 | 16.84 L | AB795003 | 16.84 L |
| MXC 200 | 98 - 03 | AB795003 | 16.84 L | AB795003 | 16.84 L |
| SX 200 | 00 - 04 | AB795003 | 16.84 L | AB795003 | 16.84 L |
| XC 200 | 06 - 07 | ----- | | AB795003 | 16.84 L |
| XC-W 200 | 06 - 07 | ----- | | AB795003 | 16.84 L |
| EGS 250 | 94 - 99 | AB795003 | 16.84 L | AB795003 | 16.84 L |
| EXC 250 | 94 - 02 | AB795003 | 16.84 L | AB795003 | 16.84 L |
| EXC 250 | 03 - 05 | ----- | | AB795003 | 16.84 L |
| EXC-G 250 Racing | 02 | AB795003 | 16.84 L | AB795003 | 16.84 L |
| EXC-G 250 Racing | 03 - 05 | ----- | | AB795003 | 16.84 L |
| MXC 250 | 98 - 01 | AB795003 | 16.84 L | AB795003 | 16.84 L |
| SX 250 | 94 - 02 | AB795003 | 16.84 L | AB795003 | 16.84 L |
| SX 250 | 03 - 07 | ----- | | AB795003 | 16.84 L |
| SX-F 250 | 05 - 07 | ----- | | AB795003 | 16.84 L |
| SXS 250 | 01 | AB795003 | 16.84 L | AB795003 | 16.84 L |
| SXS 250 | 03 - 04 | ----- | | AB795003 | 16.84 L |
| XC 250 | 06 - 07 | ----- | | AB795003 | 16.84 L |
| XC-F 250 | 07 | ----- | | AB795003 | 16.84 L |
| XC-FW 250 | 07 | ----- | | AB795003 | 16.84 L |
| XC-W 250 | 06 - 07 | ----- | | AB795003 | 16.84 L |
| EGS 300 | 94 - 99 | AB795003 | 16.84 L | AB795003 | 16.84 L |
| EXC 300 | 94 - 02 | AB795003 | 16.84 L | AB795003 | 16.84 L |
| EXC 300 | 03 - 05 | ----- | | AB795003 | 16.84 L |
| MXC 300 | 94 - 02 | AB795003 | 16.84 L | AB795003 | 16.84 L |
| MXC 300 | 03 - 05 | ----- | | AB795003 | 16.84 L |
| SX 300 | 94 | AB795003 | 16.84 L | AB795003 | 16.84 L |
| XC 300 | 06 - 07 | ----- | | AB795003 | 16.84 L |
| XC-W 300 | 06 - 07 | ----- | | AB795003 | 16.84 L |
| EGS 360 | 96 - 97 | AB795003 | 16.84 L | AB795003 | 16.84 L |
| EXC 360 | 96 - 97 | AB795003 | 16.84 L | AB795003 | 16.84 L |
| MXC 360 | 96 - 97 | AB795003 | 16.84 L | AB795003 | 16.84 L |
| SX 360 | 96 - 97 | AB795003 | 16.84 L | AB795003 | 16.84 L |
| EGS 380 | 98 - 99 | AB795003 | 16.84 L | AB795003 | 16.84 L |
| EXC 380 | 98 - 02 | AB795003 | 16.84 L | AB795003 | 16.84 L |
| MXC 380 | 98 - 01 | AB795003 | 16.84 L | AB795003 | 16.84 L |
| SX 380 | 98 - 02 | AB795003 | 16.84 L | AB795003 | 16.84 L |
| Comp. 400 | 95 - 99 | AB795003 | 16.84 L | AB795003 | 16.84 L |
| DUKE 400 | 94 - 95 | AB795003 | 16.84 L | AB795003 | 16.84 L |
| EGS 400 | 94 - 97 | AB795003 | 16.84 L | AB795003 | 16.84 L |
| EGS-E 400 | 97 | AB795003 | 16.84 L | AB795003 | 16.84 L |
| EXC 400 | 94 - 02 | AB795003 | 16.84 L | AB795003 | 16.84 L |
| EXC-G 400 | 04 - 05 | AB795003 | 16.84 L | AB795003 | 16.84 L |
| EXC-G 400 | 06 | ----- | | AB795003 | 16.84 L |
| LC4 400 | 98 - 99 | AB795003 | 16.84 L | AB795003 | 16.84 L |
| LC4-E 400 | 00 - 01 | ----- | | AB795008 | 15.43 L |
| MXC 400 | 01 - 02 | AB795003 | 16.84 L | AB795003 | 16.84 L |
| RXC 400 | 95 - 98 | AB795003 | 16.84 L | AB795003 | 16.84 L |
| SC 400 | 00 | AB795003 | 16.84 L | AB795003 | 16.84 L |
| SX 400 | 98 - 02 | AB795003 | 16.84 L | AB795003 | 16.84 L |
| SXC 400 | 97 - 00 | AB795003 | 16.84 L | AB795003 | 16.84 L |
| TXC 400 | 98 | AB795003 | 16.84 L | AB795003 | 16.84 L |
| XC-W 400 | 07 | ----- | | AB795003 | 16.84 L |
| EXC 440 | 94 - 95 | AB795003 | 16.84 L | AB795003 | 16.84 L |
| MXC 440 | 94 | AB795003 | 16.84 L | AB795003 | 16.84 L |
| SX 440 | 94 | AB795003 | 16.84 L | AB795003 | 16.84 L |
| EXC 450 | 03 | ----- | | AB795003 | 16.84 L |
| EXC-G 450 | 05 - 07 | ----- | | AB795003 | 16.84 L |
| MXC-G 450 | 03 - 05 | ----- | | AB795003 | 16.84 L |
| SMR 450 | 05 - 07 | ----- | | AB795003 | 16.84 L |
| SMS 450 | 03 | ----- | | AB795003 | 16.84 L |
| SX 450 | 03 - 06 | ----- | | AB795003 | 16.84 L |
| SX-F 450 | 07 | ----- | | AB795003 | 16.84 L |
| SXS 450 | 03 | ----- | | AB795003 | 16.84 L |

accessories

body

handlebar
& gripscables &
levers

exhaust

engine

fuel &
intakeelectrical
& ignition

clutch

drive

bearings

brakes

steering &
suspension

tires

tools &
shop

ALL BALLS DIRT BIKE CHAIN ROLLER CONTINUED

- accessories
- body
- handlebar & grips
- cables & levers
- exhaust
- engine
- fuel & intake
- electrical & ignition
- clutch
- drive
- bearings
- brakes
- steering & suspension
- tires
- tools & shop

| MODEL | YEARS | LOWER CHAIN ROLLER | | UPPER CHAIN ROLLER | |
|-------------------------|---------|--------------------|---------|--------------------|---------|
| KTM CONTINUED | | | | | |
| SXS 450 | 04 | AB795003 | 16.84 L | AB795003 | 16.84 L |
| XC 450 | 04 - 07 | ---- | | AB795003 | 16.84 L |
| XC-W 450 | 07 | ---- | | AB795003 | 16.84 L |
| EXC 520 | 00 - 02 | AB795003 | 16.84 L | AB795003 | 16.84 L |
| MXC 520 | 01 - 02 | AB795003 | 16.84 L | AB795003 | 16.84 L |
| SX 520 | 00 - 02 | AB795003 | 16.84 L | AB795003 | 16.84 L |
| EXC 525 | 03 - 07 | ---- | | AB795003 | 16.84 L |
| MXC-G 525 | 03 - 05 | ---- | | AB795003 | 16.84 L |
| SMR 525 | 05 | ---- | | AB795003 | 16.84 L |
| SX 525 | 03 - 06 | ---- | | AB795003 | 16.84 L |
| XC 525 | 06 - 07 | ---- | | AB795003 | 16.84 L |
| XC-W 525 | 07 | ---- | | AB795003 | 16.84 L |
| SXS 540 | 01 - 02 | AB795003 | 16.84 L | AB795003 | 16.84 L |
| SXS 540 | 03 - 06 | ---- | | AB795003 | 16.84 L |
| MXC 550 | 94 - 96 | AB795003 | 16.84 L | AB795003 | 16.84 L |
| SMR 560 | 06 - 07 | ---- | | AB795003 | 16.84 L |
| 620 TXC | 98 | AB795003 | 16.84 L | AB795003 | 16.84 L |
| COMP LIMITED 620 | 97 | AB795003 | 16.84 L | AB795003 | 16.84 L |
| Comp. 620 | 94 - 99 | AB795003 | 16.84 L | AB795003 | 16.84 L |
| EGS 620 | 94 - 97 | AB795003 | 16.84 L | AB795003 | 16.84 L |
| EGS-E 620 | 97 | AB795003 | 16.84 L | AB795003 | 16.84 L |
| EXC 620 | 94 - 95 | AB795003 | 16.84 L | AB795003 | 16.84 L |
| LC4 620 | 97 - 98 | AB795003 | 16.84 L | AB795003 | 16.84 L |
| LC4 Comp 620 | 99 | ---- | | AB795008 | 15.43 L |
| LC4 Super Moto 620 | 99 | ---- | | AB795008 | 15.43 L |
| RXC 620 | 95 - 97 | AB795003 | 16.84 L | AB795003 | 16.84 L |
| Super Moto 620 | 98 | AB795003 | 16.84 L | AB795003 | 16.84 L |
| SX 620 | 97 - 99 | AB795003 | 16.84 L | AB795003 | 16.84 L |
| SXC 620 | 97 | AB795003 | 16.84 L | AB795003 | 16.84 L |
| TXC 620 | 98 | AB795003 | 16.84 L | AB795003 | 16.84 L |
| SXC 625 | 03 - 05 | ---- | | AB795008 | 15.43 L |
| Adventure 640 | 98 | ---- | | AB795003 | 16.84 L |
| Adventure 640 | 99 - 07 | ---- | | AB795008 | 15.43 L |
| LC4 640 | 05 | ---- | | AB795008 | 15.43 L |
| SC Super Moto 640 | 00 - 01 | ---- | | AB795008 | 15.43 L |
| Super Moto 640 | 99 | ---- | | AB795008 | 15.43 L |
| 660 RALLY FACTORY REPL. | 06 - 07 | AB795003 | 16.84 L | ---- | |
| ADVENTURE 950 | 03 - 06 | ---- | | AB795008 | 15.43 L |
| SUPER ENDURO 950 | 07 | ---- | | AB795008 | 15.43 L |
| SUPERMOTO 950 | 05 - 07 | ---- | | AB795008 | 15.43 L |
| ADVENTURE 990 | 07 - 13 | ---- | | AB795008 | 15.43 L |
| SUPERMOTO 990 | 10 - 11 | ---- | | AB795008 | 15.43 L |
| SHERCO | | | | | |
| ENDURO 2.5i | 08 - 14 | AB795003 | 16.84 L | AB795003 | 16.84 L |
| SX 2.5i | 10 | AB795003 | 16.84 L | AB795003 | 16.84 L |
| ENDURO 3.0i | 10 - 14 | AB795003 | 16.84 L | AB795003 | 16.84 L |
| SE-R 250 2T | 14 | AB795003 | 16.84 L | AB795003 | 16.84 L |
| SE-R 300 2T | 14 | AB795003 | 16.84 L | AB795003 | 16.84 L |
| ENDURO 4.5i | 04 - 12 | AB795003 | 16.84 L | AB795003 | 16.84 L |
| SUPERMOTARD 4.5i | 04 - 08 | AB795003 | 16.84 L | AB795003 | 16.84 L |
| ENDURO 5.1i | 07 - 12 | AB795003 | 16.84 L | AB795003 | 16.84 L |
| SUPERMOTARD 5.1i | 07 - 08 | AB795003 | 16.84 L | AB795003 | 16.84 L |
| SUZUKI | | | | | |
| RM60 | 03 | AB795009 | 8.08 L | AB795009 | 8.08 L |
| RM65 | 03 - 05 | AB795012 | 6.77 L | AB795009 | 8.08 L |
| RM80 | 80 - 86 | AB34 | 15.43 L | AB34 | 15.43 L |
| RM80 | 87 - 01 | AB795008 | 15.43 L | AB795008 | 15.43 L |
| RM85 | 02 - 15 | AB795008 | 15.43 L | AB795008 | 15.43 L |
| RM85L | 03 - 15 | AB795008 | 15.43 L | AB795008 | 15.43 L |
| DR100 | 83 - 90 | ---- | | AB34 | 15.43 L |
| RM100 | 79 - 81 | AB38 | 15.43 L | AB38 | 15.43 L |
| RM100 | 03 | AB795012 | 6.77 L | AB795012 | 6.77 L |
| DR-Z125 | 03 - 14 | ---- | | AB34 | 15.43 L |
| DR-Z125L | 03 - 14 | ---- | | AB34 | 15.43 L |
| RM125 | 81 - 83 | AB38 | 15.43 L | AB38 | 15.43 L |

| MODEL | YEARS | LOWER CHAIN ROLLER | | UPPER CHAIN ROLLER | |
|-------------------------|---------|--------------------|---------|--------------------|---------|
| SUZUKI CONTINUED | | | | | |
| RM125 | 84 - 85 | AB38 | 15.43 L | AB795006 | 15.43 L |
| RM125 | 86 | AB795006 | 15.43 L | AB795006 | 15.43 L |
| RM125 | 87 - 88 | AB38 | 15.43 L | AB38 | 15.43 L |
| RM125 | 89 | AB795008 | 15.43 L | AB38 | 15.43 L |
| RM125 | 90 - 00 | AB38 | 15.43 L | AB38 | 15.43 L |
| RM125 | 01 - 08 | AB34 | 15.43 L | AB34 | 15.43 L |
| DR250 | 82 - 93 | AB38 | 15.43 L | AB38 | 15.43 L |
| DR250S | 90 - 95 | AB38 | 15.43 L | AB38 | 15.43 L |
| DRZ250 | 01 - 07 | AB38 | 15.43 L | AB34 | 15.43 L |
| PE250 | 80 - 81 | AB38 | 15.43 L | AB38 | 15.43 L |
| RM250 | 80 - 83 | AB38 | 15.43 L | AB38 | 15.43 L |
| RM250 | 84 - 85 | AB38 | 15.43 L | AB795006 | 15.43 L |
| RM250 | 86 - 88 | AB38 | 15.43 L | AB38 | 15.43 L |
| RM250 | 89 | AB795008 | 15.43 L | AB38 | 15.43 L |
| RM250 | 90 - 00 | AB38 | 15.43 L | AB38 | 15.43 L |
| RM250 | 01 - 08 | AB34 | 15.43 L | AB34 | 15.43 L |
| RMX250 | 89 - 99 | AB38 | 15.43 L | AB38 | 15.43 L |
| RMZ250 | 04 - 10 | AB34 | 15.43 L | AB34 | 15.43 L |
| RMZ250 | 11 - 12 | AB34 | 15.43 L | AB795008 | 15.43 L |
| RMZ250 | 13 - 15 | AB34 | 15.43 L | AB38 | 15.43 L |
| DR350 | 90 - 99 | AB38 | 15.43 L | AB38 | 15.43 L |
| DR350SE | 90 - 96 | AB38 | 15.43 L | AB38 | 15.43 L |
| DR350SE | 97 - 99 | AB38 | 15.43 L | AB795008 | 15.43 L |
| DR400 | 80 | AB38 | 15.43 L | AB38 | 15.43 L |
| DRZ400E | 00 - 07 | AB38 | 15.43 L | AB34 | 15.43 L |
| DRZ400K | 00 - 03 | AB38 | 15.43 L | AB34 | 15.43 L |
| DRZ400S | 00 - 15 | AB38 | 15.43 L | AB34 | 15.43 L |
| DRZ400SM | 05 - 15 | AB38 | 15.43 L | AB34 | 15.43 L |
| RM400 | 80 | AB38 | 15.43 L | AB38 | 15.43 L |
| RMX450 | 10 - 11 | AB34 | 15.43 L | AB34 | 15.43 L |
| RMZ450 | 05 - 10 | AB34 | 15.43 L | AB34 | 15.43 L |
| RMZ450 | 11 - 12 | AB34 | 15.43 L | AB795008 | 15.43 L |
| RMZ450 | 13 - 15 | AB34 | 15.43 L | AB38 | 15.43 L |
| RM465 | 81 - 82 | AB38 | 15.43 L | AB38 | 15.43 L |
| DR500 | 81 - 83 | AB38 | 15.43 L | AB38 | 15.43 L |
| RM500 | 83 | AB38 | 15.43 L | AB38 | 15.43 L |
| RM500 | 84 | AB38 | 15.43 L | AB795006 | 15.43 L |
| DR650SE | 90 - 95 | AB795008 | 15.43 L | AB38 | 15.43 L |
| DR650SE | 96 - 14 | AB34 | 15.43 L | AB34 | 15.43 L |
| TM | | | | | |
| MX 85 | 06 - 09 | AB34 | 15.43 L | AB34 | 15.43 L |
| EN 125 | 96 - 07 | AB34 | 15.43 L | AB34 | 15.43 L |
| MX 125 | 96 - 07 | AB34 | 15.43 L | AB34 | 15.43 L |
| SMX 125 | 05 - 07 | AB34 | 15.43 L | ---- | |
| EN 250 | 96 - 07 | AB34 | 15.43 L | AB34 | 15.43 L |
| EN 250F | 02 - 07 | AB34 | 15.43 L | AB34 | 15.43 L |
| MX 250 | 96 - 07 | AB34 | 15.43 L | AB34 | 15.43 L |
| MX 250F | 02 - 07 | AB34 | 15.43 L | AB34 | 15.43 L |
| EN 300 | 97 - 07 | AB34 | 15.43 L | AB34 | 15.43 L |
| MX 300 | 97 - 07 | AB34 | 15.43 L | AB34 | 15.43 L |
| EN 400F | 02 - 03 | AB34 | 15.43 L | AB34 | 15.43 L |
| MX 400F | 02 - 03 | AB34 | 15.43 L | AB34 | 15.43 L |
| EN 450F | 04 - 07 | AB34 | 15.43 L | AB34 | 15.43 L |
| MX 450F | 04 - 07 | AB34 | 15.43 L | AB34 | 15.43 L |
| SMX 450F | 05 - 07 | AB34 | 15.43 L | ---- | |
| EN 530F | 02 - 07 | AB34 | 15.43 L | AB34 | 15.43 L |
| MX 530F | 02 - 07 | AB34 | 15.43 L | AB34 | 15.43 L |
| SMX 660 | 06 - 07 | AB34 | 15.43 L | ---- | |
| SMX 660S | 05 | AB34 | 15.43 L | ---- | |
| YAMAHA | | | | | |
| YZ80 | 81 - 82 | ---- | | AB38 | 15.43 L |
| YZ80 | 83 - 01 | ---- | | AB795009 | 8.08 L |
| YZ85 | 02 - 16 | ---- | | AB795009 | 8.08 L |
| YZ100 | 82 - 83 | AB795008 | 15.43 L | ---- | |
| TT125 | 00 | ---- | | AB795009 | 8.08 L |
| TTR125 Drum Brake | 00 - 09 | ---- | | AB795009 | 8.08 L |
| TTR125L Disc Brake | 00 - 15 | ---- | | AB795009 | 8.08 L |

ALL BALLS DIRT BIKE CHAIN ROLLER CONTINUED

| MODEL | YEARS | LOWER CHAIN ROLLER | | UPPER CHAIN ROLLER | |
|-------------------------|---------|--------------------|---------|--------------------|---------|
| YAMAHA CONTINUED | | | | | |
| XTZ 125 (SA) | 03 - 10 | AB795008 | 15.43 L | ---- | ---- |
| YZ125 | 78 - 80 | AB38 | 15.43 L | AB38 | 15.43 L |
| YZ125 | 81 - 82 | AB795008 | 15.43 L | ---- | ---- |
| YZ125 | 83 - 85 | AB795009 | 8.08 L | ---- | ---- |
| YZ125 | 86 | AB795008 | 15.43 L | AB795008 | 15.43 L |
| YZ125 | 87 - 88 | AB795007 | 15.43 L | AB795008 | 15.43 L |
| YZ125 | 89 - 92 | AB795007 | 15.43 L | AB795007 | 15.43 L |
| YZ125 | 93 - 16 | AB795007 | 15.43 L | AB795008 | 15.43 L |
| IT175 | 80 - 81 | AB38 | 15.43 L | ---- | ---- |
| IT175 | 82 - 83 | AB795008 | 15.43 L | ---- | ---- |
| IT200 | 84 - 86 | AB795009 | 8.08 L | ---- | ---- |
| WR200 | 92 | AB795009 | 8.08 L | AB795009 | 8.08 L |
| TT225 | 86 - 87 | AB795008 | 15.43 L | ---- | ---- |
| TTR225 | 99 - 04 | AB795008 | 15.43 L | ---- | ---- |
| XT225 | 92 - 07 | AB795008 | 15.43 L | ---- | ---- |
| TTR230 | 05 - 15 | ---- | ---- | AB795008 | 15.43 L |
| IT250 | 80 | ---- | ---- | AB38 | 15.43 L |
| IT250 | 81 | AB795008 | 15.43 L | AB795008 | 15.43 L |
| IT250 | 82 | AB34 | 15.43 L | AB34 | 15.43 L |
| IT250 | 83 | AB795008 | 15.43 L | AB795008 | 15.43 L |
| TTR250 | 99 - 06 | ---- | ---- | AB795008 | 15.43 L |
| WR250 | 91 - 93 | AB795007 | 15.43 L | AB795007 | 15.43 L |
| WR250 | 94 - 97 | AB795007 | 15.43 L | AB795008 | 15.43 L |
| WR250F | 01 - 15 | AB795007 | 15.43 L | AB795008 | 15.43 L |
| WR250R DUAL SPORT | 08 - 11 | AB795008 | 15.43 L | AB795009 | 8.08 L |
| WR250R DUAL SPORT | 12 - 16 | AB795009 | 8.08 L | AB795009 | 8.08 L |
| WR250X SUPER-MOTO | 08 - 11 | AB795008 | 15.43 L | AB795009 | 8.08 L |
| XT250 | 84 | AB795008 | 15.43 L | AB795008 | 15.43 L |

| MODEL | YEARS | LOWER CHAIN ROLLER | | UPPER CHAIN ROLLER | |
|-------------------------|---------|--------------------|---------|--------------------|---------|
| YAMAHA CONTINUED | | | | | |
| YZ250 | 78 - 81 | AB795009 | 8.08 L | AB795009 | 8.08 L |
| YZ250 | 82 | AB795009 | 8.08 L | ---- | ---- |
| YZ250 | 83 - 86 | AB795009 | 8.08 L | AB795009 | 8.08 L |
| YZ250 | 87 - 92 | AB795007 | 15.43 L | AB795007 | 15.43 L |
| YZ250 | 93 - 16 | AB795007 | 15.43 L | AB795008 | 15.43 L |
| YZ250F | 01 - 16 | AB795007 | 15.43 L | AB795008 | 15.43 L |
| YZ250FX | 15 | AB795007 | 15.43 L | AB795008 | 15.43 L |
| YZ250X | 16 | AB795007 | 15.43 L | AB795008 | 15.43 L |
| TT350 | 86 - 87 | AB795008 | 15.43 L | AB795009 | 8.08 L |
| TY350 | 85 - 86 | AB34 | 15.43 L | AB34 | 15.43 L |
| XT350 | 85 - 00 | AB795008 | 15.43 L | AB795008 | 15.43 L |
| IT400 | 79 | ---- | ---- | AB38 | 15.43 L |
| WR400F | 98 | AB795008 | 15.43 L | AB795007 | 15.43 L |
| WR400F | 99 - 00 | AB795007 | 15.43 L | AB795008 | 15.43 L |
| YZ400 | 77 - 79 | AB38 | 15.43 L | AB38 | 15.43 L |
| YZ400F | 98 - 99 | AB795007 | 15.43 L | AB795008 | 15.43 L |
| IT425 | 80 | ---- | ---- | AB38 | 15.43 L |
| WR426F | 01 - 02 | AB795007 | 15.43 L | AB795008 | 15.43 L |
| YZ426F | 00 - 02 | AB795007 | 15.43 L | AB795008 | 15.43 L |
| WR450F | 03 - 15 | AB795007 | 15.43 L | AB795008 | 15.43 L |
| YZ450F | 03 - 16 | AB795007 | 15.43 L | AB795008 | 15.43 L |
| IT465 | 81 - 82 | AB34 | 15.43 L | AB34 | 15.43 L |
| YZ465 | 80 | AB38 | 15.43 L | AB38 | 15.43 L |
| YZ465 | 81 | AB795008 | 15.43 L | AB795008 | 15.43 L |
| IT490 | 83 - 84 | AB795008 | 15.43 L | AB795008 | 15.43 L |
| YZ490 | 82 | AB34 | 15.43 L | ---- | ---- |
| YZ490 | 83 - 86 | AB795008 | 15.43 L | AB795008 | 15.43 L |
| YZ490 | 87 - 90 | AB795007 | 15.43 L | AB795007 | 15.43 L |
| WR500 | 92 - 93 | AB795007 | 15.43 L | AB795007 | 15.43 L |
| XT550 | 82 - 83 | ---- | ---- | AB795008 | 15.43 L |
| TT600 | 83 - 86 | AB795008 | 15.43 L | AB795008 | 15.43 L |
| XT600 | 84 - 89 | AB795008 | 15.43 L | AB795008 | 15.43 L |
| XT600 | 90 - 95 | AB34 | 15.43 L | AB795008 | 15.43 L |
| XT600 (SA) | 96 - 02 | AB34 | 15.43 L | AB795008 | 15.43 L |

accessories

body

handlebar & grips

cables & levers

exhaust

engine

fuel & intake

electrical & ignition

clutch

drive

bearings

brakes

steering & suspension

tires

tools & shop

DIRT BIKE CHAIN ROLLER

Another new line is taken up in the ProX range, the ProX chain rollers. This is a complete line of OEM replacement and universal chain roller for our Dirtbike program.

Special Polyurethane material used in the universal chain rollers offers superior hardness to guarantee long life while the sealed precision bearings have 2 additional outer seals to protect the bearing against water and dirt.

These chain roller are one of the longest lasting chain roller available on the market ! The hi-performance self lubricating nylon OEM replacement chain rollers will fit directly to the frame boss.

ProX chain roller features :

- Made from Hi-performance self lubricating nylon for guaranteed long life.
- Heavy duty chain roller have additional seals to increase bearing life.
- Universal 34, 38 and 43 mm. chain rollers are designed to be an OEM replacement.
- Full line of Dirtbike models available.



| MODEL | UPPER | | | LOWER | | |
|--------------------|--------|-------|---|--------|-------|---|
| GAS-GAS | | | | | | |
| EC/MC/SM125 '01-10 | 107429 | 14.97 | G | 107434 | 14.59 | G |
| EC200 '99-10 | 107429 | 14.97 | G | 107434 | 14.59 | G |
| EC/MC/SM250 '96-10 | 107429 | 14.97 | G | 107434 | 14.59 | G |
| EC300 '99-10 | 107429 | 14.97 | G | 107434 | 14.59 | G |
| EC/SM450 '03-05 | 107429 | 14.97 | G | 107434 | 14.59 | G |
| HONDA | | | | | | |
| CR80 '96-02 | ----- | | | 107437 | 7.84 | G |
| CR85 '03-07 | ----- | | | 107437 | 7.84 | G |
| CR125 '85-92 | 107432 | 18.33 | G | 107434 | 14.59 | G |
| CR125 '93-96 | 107434 | 14.59 | G | 107434 | 14.59 | G |
| CR125 '97 | 107434 | 14.59 | G | 107437 | 7.84 | G |
| CR125 '99 | 107434 | 14.59 | G | 107433 | 14.59 | G |
| CR125 '00-04 | 107433 | 14.59 | G | 107434 | 14.59 | G |
| CR125 '05-07 | 107433 | 14.59 | G | 107433 | 14.59 | G |
| CRF150R '07-09 | ----- | | | 107437 | 7.84 | G |
| CRF230F '03-09 | 107439 | 7.29 | G | ----- | | |
| CR250 '85-91 | 107432 | 18.33 | G | 107434 | 14.59 | G |
| CR250 '92-97 | 107434 | 14.59 | G | 107434 | 14.59 | G |
| CR250 '99-01 | 107433 | 14.59 | G | 107434 | 14.59 | G |
| CR250 '02-03 | 107434 | 14.59 | G | 107433 | 14.59 | G |
| CR250 '04 | 107436 | 14.96 | G | 107433 | 14.59 | G |
| CR250 '05-07 | 107436 | 14.96 | G | 107491 | 16.45 | G |
| CRF250R '04 | 107433 | 14.59 | G | 107433 | 14.59 | G |
| CRF250R '05-09 | 107433 | 14.59 | G | 107491 | 16.45 | G |
| CRF250X '04-05 | 107436 | 14.96 | G | 107433 | 14.59 | G |
| CRF250X '06-09 | 107436 | 14.96 | G | 107491 | 16.45 | G |
| XR400R '96-04 | 107439 | 7.29 | G | 107429 | 14.97 | G |
| CRF450R '02-04 | 107433 | 14.59 | G | 107433 | 14.59 | G |
| CRF450R '05-09 | 107433 | 14.59 | G | 107490 | 16.45 | G |
| CRF450X '05-09 | 107433 | 14.59 | G | 107490 | 16.45 | G |
| CR500 '85-01 | 107432 | 18.33 | G | 107434 | 14.59 | G |
| XR650R '00-07 | 107429 | 14.97 | G | 107429 | 14.97 | G |

| MODEL | UPPER | | | LOWER | | |
|--------------------|--------|-------|---|--------|-------|---|
| HUSABERG | | | | | | |
| 450FC/FE/FS '04-08 | 107431 | 15.71 | G | 107431 | 15.71 | G |
| 550FE '07-08 | 107431 | 15.71 | G | 107431 | 15.71 | G |
| 650FC/FE '04-08 | 107431 | 15.71 | G | 107431 | 15.71 | G |
| HUSQVARNA | | | | | | |
| 125CR/WR '96-04 | 107429 | 14.97 | G | 107429 | 14.97 | G |
| 125CR/WR '06-08 | 107429 | 14.97 | G | ----- | | |
| 250CR/WR '96-04 | 107429 | 14.97 | G | 107429 | 14.97 | G |
| 250TC/TE '03-09 | 107429 | 14.97 | G | 107429 | 14.97 | G |
| 250WR '06-09 | 107429 | 14.97 | G | ----- | | |
| 410TE '96-01 | 107429 | 14.97 | G | 107429 | 14.97 | G |
| 510TC/TE/SM '04-09 | 107429 | 14.97 | G | 107429 | 14.97 | G |
| 570TC/TE/SM '01-04 | 107429 | 14.97 | G | 107429 | 14.97 | G |
| 610TC/TE/SM '96-07 | 107429 | 14.97 | G | 107429 | 14.97 | G |
| KAWASAKI | | | | | | |
| KX60 '83-03 | 107435 | 9.72 | G | 107435 | 9.72 | G |
| KX65 '00-09 | 107435 | 9.72 | G | 107438 | 7.29 | G |
| KX80 '83-00 | 107435 | 9.72 | G | 107435 | 9.72 | G |
| KX85 '01-10 | 107438 | 7.29 | G | 107438 | 7.29 | G |
| KX100 '95-00 | 107435 | 9.72 | G | 107435 | 9.72 | G |
| KX100 '01-09 | 107438 | 7.29 | G | 107438 | 7.29 | G |
| KX125 '84-08 | 107429 | 14.97 | G | 107429 | 14.97 | G |
| KDX200 '84-06 | 107429 | 14.97 | G | 107429 | 14.97 | G |
| KDX220R '97-05 | 107429 | 14.97 | G | 107429 | 14.97 | G |
| KX250 '84-06 | 107429 | 14.97 | G | 107429 | 14.97 | G |
| KX250F '04-06 | 107429 | 14.97 | G | 107429 | 14.97 | G |
| KX250F '07-10 | 107490 | 16.45 | G | 107490 | 16.45 | G |
| KX450F '06 | 107429 | 14.97 | G | 107429 | 14.97 | G |
| KX450F '07-10 | 107490 | 16.45 | G | 107490 | 16.45 | G |
| KLX450R '08-09 | 107429 | 14.97 | G | 107429 | 14.97 | G |
| KX500 '84-04 | 107429 | 14.97 | G | 107429 | 14.97 | G |



DIRT BIKE CHAIN ROLLER CONTINUED

| MODEL | UPPER | | LOWER | |
|------------------------------|--------|---------|--------|---------|
| KTM | | | | |
| KTM50SX '98-08 | ---- | | 107431 | 15.71 G |
| KTM60SX '97-99 | ---- | | 107431 | 15.71 G |
| KTM65SX '00-08 | ---- | | 107431 | 15.71 G |
| KTM125SX/EXC '93-05 | 107431 | 15.71 G | 107431 | 15.71 G |
| KTM125SX/EXC '06-08 | 107431 | 15.71 G | ---- | |
| KTM200EXC '98-07 | 107431 | 15.71 G | 107431 | 15.71 G |
| KTM200SX '03-05 | 107431 | 15.71 G | 107431 | 15.71 G |
| KTM250SX/EXC '94-02 | 107431 | 15.71 G | 107431 | 15.71 G |
| KTM250SX/EXC '03-07 | 107431 | 15.71 G | ---- | |
| KTM250SX-F/EXC-F '05-07 | 107431 | 15.71 G | ---- | |
| KTM300SX/EXC '94-02 | 107431 | 15.71 G | 107431 | 15.71 G |
| KTM300EXC '03-07 | 107431 | 15.71 G | ---- | |
| KTM360SX/EXC '96-97 | 107431 | 15.71 G | 107431 | 15.71 G |
| KTM380SX/EXC '98-02 | 107431 | 15.71 G | 107431 | 15.71 G |
| KTM450SX/SX-F/EXC/SMR '03-07 | 107431 | 15.71 G | ---- | |
| KTM520SX/EXC '00-02 | 107431 | 15.71 G | 107431 | 15.71 G |
| KTM525SX/EXC '03-07 | 107431 | 15.71 G | ---- | |
| KTM620LC4 '94-98 | 107431 | 15.71 G | 107431 | 15.71 G |
| KTM640LC4 '99-05 | 107434 | 14.59 G | ---- | |
| SUZUKI | | | | |
| RM65 '03-05 | 107435 | 9.72 G | 107435 | 9.72 G |
| RM80 '87-01 | 107434 | 14.59 G | 107434 | 14.59 G |
| RM85 '02-09 | 107434 | 14.59 G | 107434 | 14.59 G |
| RM125 '90-00 | 107430 | 14.97 G | 107430 | 14.97 G |
| RM125 '01-08 | 107429 | 14.97 G | 107429 | 14.97 G |
| RM250 '90-00 | 107430 | 14.97 G | 107430 | 14.97 G |
| RM250 '01-08 | 107429 | 14.97 G | 107429 | 14.97 G |
| RMX250 '89-98 | 107430 | 14.97 G | 107430 | 14.97 G |
| RM-Z250 '04-09 | 107429 | 14.97 G | 107429 | 14.97 G |
| DR-Z400 '00-09 | 107429 | 14.97 G | 107430 | 14.97 G |
| RM-Z450 '05-09 | 107429 | 14.97 G | 107429 | 14.97 G |

| MODEL | UPPER | | LOWER | |
|-------------------|--------|---------|--------|---------|
| TM | | | | |
| 85MX '06-09 | 107429 | 14.97 G | 107429 | 14.97 G |
| 125EN/MX '96-07 | 107429 | 14.97 G | 107429 | 14.97 G |
| 250EN/MX '96-07 | 107429 | 14.97 G | 107429 | 14.97 G |
| 250F EN/MX '02-07 | 107429 | 14.97 G | 107429 | 14.97 G |
| 300EN/MX '97-07 | 107429 | 14.97 G | 107429 | 14.97 G |
| 400F EN/MX '02-03 | 107429 | 14.97 G | 107429 | 14.97 G |
| 450F EN/MX '04-07 | 107429 | 14.97 G | 107429 | 14.97 G |
| 530F EN/MX '02-07 | 107429 | 14.97 G | 107429 | 14.97 G |
| 660 SMX '06-07 | ---- | | 107429 | 14.97 G |
| YAMAHA | | | | |
| YZ80 '83-01 | 107435 | 9.72 G | ---- | |
| YZ85 '02-09 | 107435 | 9.72 G | ---- | |
| YZ125 '89-92 | 107433 | 14.59 G | 107433 | 14.59 G |
| YZ125 '93-09 | 107434 | 14.59 G | 107433 | 14.59 G |
| YZ250 '87-92 | 107433 | 14.59 G | 107433 | 14.59 G |
| YZ250 '93-04 | 107434 | 14.59 G | 107433 | 14.59 G |
| YZ250 '05-09 | 107434 | 14.59 G | 107434 | 14.59 G |
| WR250 '91-93 | 107433 | 14.59 G | 107433 | 14.59 G |
| WR250 '94-97 | 107434 | 14.59 G | 107433 | 14.59 G |
| YZ250F '01-04 | 107434 | 14.59 G | 107433 | 14.59 G |
| YZ250F '05 | 107433 | 14.59 G | 107434 | 14.59 G |
| YZ250F '06-09 | 107435 | 9.72 G | 107434 | 14.59 G |
| WR250F '01-04 | 107434 | 14.59 G | 107433 | 14.59 G |
| WR250F '05-09 | 107433 | 14.59 G | 107434 | 14.59 G |
| YZ400F '98-99 | 107434 | 14.59 G | 107433 | 14.59 G |
| WR400F '98 | 107433 | 14.59 G | 107434 | 14.59 G |
| WR400F '99-00 | 107434 | 14.59 G | 107433 | 14.59 G |
| YZ426F '00-02 | 107434 | 14.59 G | 107433 | 14.59 G |
| WR426F '01-02 | 107434 | 14.59 G | 107433 | 14.59 G |
| YZ450F '03-04 | 107434 | 14.59 G | 107433 | 14.59 G |
| YZ450F '05-07 | 107433 | 14.59 G | 107434 | 14.59 G |
| YZ450F '08-09 | 107435 | 9.72 G | 107434 | 14.59 G |
| WR450F '03-04 | 107434 | 14.59 G | 107433 | 14.59 G |
| WR450F '05-07 | 107433 | 14.59 G | 107434 | 14.59 G |
| WR450F '08-09 | 107434 | 14.59 G | 107434 | 14.59 G |

- accessories
- body
- handlebar & grips
- cables & levers
- exhaust
- engine
- fuel & intake
- electrical & ignition
- clutch
- drive**
- bearings
- brakes
- steering & suspension
- tires
- tools & shop



CHAIN GUIDE

Polisport chain guides are perfect replicas of the OEM stock parts, produced in TPU (Thermoplastic polyurethane) to guarantee better resistance to abrasion and impacts. Our chain guides are produced to be durable and to perfectly fit your dirt bike.



Why Polisport chain Guide plastic parts are the best choice for your Dirt Bike?

- Injection-molded, quality plastic components with a perfect OEM fit.
- Exact replica of stock OEM plastic components but stronger
- Inexpensive alternative to OEM replacement parts.
- Stock color match
- Resistant to impact and abrasion
- Produced in TPU (Thermoplastic polyurethane)
- Tougher than stock chain guides
- Packaged in a printed plastic bag

| MODEL | YEAR | COLOR | MFG # | ITEM # | |
|----------------------------------|-----------|------------|------------|--------|---------|
| HONDA | | | | | |
| CR125R | 2000-04 | BLACK | 8450100001 | 992078 | 21.95 L |
| CR125R | 2005-07 | BLACK | 8451400001 | 992079 | 21.95 L |
| CR250R | 2000-04 | BLACK | 8450100001 | 992078 | 21.95 L |
| CR250R | 2005-07 | BLACK | 8451400001 | 992079 | 21.95 L |
| CRF250R | 2005-06 | BLACK | 8451400001 | 992079 | 21.95 L |
| CRF250R | 2007-10 | BLACK | 8435100001 | 992080 | 21.95 L |
| CRF250R | 2007-10 | RED CR04 | 8435100002 | 992081 | 23.95 L |
| CRF250R | 2011-16 | BLACK | 8454100001 | 992082 | 21.95 L |
| CRF250R | 2011-16 | RED CR04 | 8454100002 | 992083 | 23.95 L |
| CRF450R | 2002-04 | BLACK | 8450100001 | 992078 | 21.95 L |
| CRF450R | 2005-06 | BLACK | 8451400001 | 992079 | 21.95 L |
| CRF450R | 2007-10 | BLACK | 8435100001 | 992080 | 21.95 L |
| CRF450R | 2007-10 | RED CR04 | 8435100002 | 992081 | 23.95 L |
| CRF450R | 2011-16 | BLACK | 8454100001 | 992082 | 21.95 L |
| CRF450R | 2011-16 | RED CR04 | 8454100002 | 992083 | 23.95 L |
| HUSQVARNA | | | | | |
| TC/TE 125/250; FC/FE 250/350/450 | 2014-15 | BLACK | 8435900001 | 992387 | 21.95 L |
| KX125 / 250 | 2003-08 | BLACK | 8451900001 | 992245 | 21.95 L |
| KX250F | 2004-05 | BLACK | 8451900001 | 992245 | 21.95 L |
| KX250F | 2006-08 | BLACK | 8452400001 | 992246 | 21.95 L |
| KX250F | 2009-16 | BLACK | 8436100001 | 992247 | 21.95 L |
| KX250F | 2009-16 | GREEN 05 | 8436100002 | 992248 | 23.95 L |
| KX450F | 2006-08 | BLACK | 8452400001 | 992246 | 21.95 L |
| KX450F | 2009-16 | BLACK | 8436100001 | 992247 | 21.95 L |
| KX450F | 2009-16 | GREEN 05 | 8436100002 | 992248 | 23.95 L |
| KTM | | | | | |
| KTM 105 SX | 2009-2011 | BLACK | 8435900001 | 992387 | 21.95 L |
| KTM 105 SX | 2009-2011 | ORANGE KTM | 8435900002 | 992388 | 23.95 L |
| KTM 125 SX | 1998-06 | BLACK | 8451200001 | 992389 | 21.95 L |
| KTM 125 SX | 1998-06 | ORANGE KTM | 8451200002 | 993254 | 23.95 L |
| KTM 125 SX | 2007 -16 | BLACK | 8435900001 | 992387 | 21.95 L |
| KTM 125 SX | 2007 -16 | ORANGE KTM | 8435900002 | 992388 | 23.95 L |
| KTM 125/200/250/300 EXC | 1994- 07 | BLACK | 8451200001 | 992389 | 21.95 L |
| KTM 125/200/250/300 EXC | 1994- 07 | ORANGE KTM | 8451200002 | 993254 | 23.95 L |
| KTM 125/200/250/300 EXC | 2008-16 | ORANGE KTM | 8435900002 | 992388 | 23.95 L |
| KTM 125/200/250/300 EXC | 2008 -16 | BLACK | 8435900001 | 992387 | 21.95 L |
| KTM 150 SX | 2009-16 | BLACK | 8435900001 | 992387 | 21.95 L |
| KTM 150 SX | 2009-16 | ORANGE KTM | 8435900002 | 992388 | 23.95 L |
| KTM 150 XC | 2010-15 | BLACK | 8435900001 | 992387 | 21.95 L |
| KTM 150 XC | 2010-15 | ORANGE KTM | 8435900002 | 992388 | 23.95 L |
| KTM 200 SX | 1998-04 | BLACK | 8451200001 | 992389 | 21.95 L |
| KTM 200 SX | 1998-04 | ORANGE KTM | 8451200002 | 993254 | 23.95 L |
| KTM 200 XC | 2006- 07 | BLACK | 8451200001 | 992389 | 21.95 L |

CHAIN GUIDE

| MODEL | YEAR | COLOR | MFG # | ITEM # | |
|----------------------|-----------|------------|------------|--------|----------------|
| KTM CONTINUED | | | | | |
| KTM 200 XC | 2006- 07 | ORANGE KTM | 8451200002 | 993254 | 23.95 L |
| KTM 200 XC | 2008-09 | BLACK | 8435900001 | 992387 | 21.95 L |
| KTM 200 XC | 2008-09 | ORANGE KTM | 8435900002 | 992388 | 23.95 L |
| KTM 250 EXC-F | 2006- 07 | BLACK | 8451200001 | 992389 | 21.95 L |
| KTM 250 EXC-F | 2006- 07 | ORANGE KTM | 8451200002 | 993254 | 23.95 L |
| KTM 250 EXC-F | 2008-16 | BLACK | 8435900001 | 992387 | 21.95 L |
| KTM 250 EXC-F | 2008-16 | ORANGE KTM | 8435900002 | 992388 | 23.95 L |
| KTM 250 SX | 1994-06 | BLACK | 8451200001 | 992389 | 21.95 L |
| KTM 250 SX | 1994-06 | ORANGE KTM | 8451200002 | 993254 | 23.95 L |
| KTM 250 SX | 2007 -16 | BLACK | 8435900001 | 992387 | 21.95 L |
| KTM 250 SX | 2007 -16 | ORANGE KTM | 8435900002 | 992388 | 23.95 L |
| KTM 250 SX-F | 2005-06 | BLACK | 8451200001 | 992389 | 21.95 L |
| KTM 250 SX-F | 2005-06 | ORANGE KTM | 8451200002 | 993254 | 23.95 L |
| KTM 250 SX-F | 2007 -16 | BLACK | 8435900001 | 992387 | 21.95 L |
| KTM 250 SX-F | 2007 -16 | ORANGE KTM | 8435900002 | 992388 | 23.95 L |
| KTM 250 XC-F | 2007- | BLACK | 8451200001 | 992389 | 21.95 L |
| KTM 250 XC-F | 2007- | ORANGE KTM | 8451200002 | 993254 | 23.95 L |
| KTM 250 XC-F | 2008-16 | ORANGE KTM | 8435900002 | 992388 | 23.95 L |
| KTM 250 XC-F | 2008 -16 | BLACK | 8435900001 | 992387 | 21.95 L |
| KTM 250/300 XC | 2006- 07 | BLACK | 8451200001 | 992389 | 21.95 L |
| KTM 250/300 XC | 2006- 07 | ORANGE KTM | 8451200002 | 993254 | 23.95 L |
| KTM 250/300 XC | 2008-16 | BLACK | 8435900001 | 992387 | 21.95 L |
| KTM 250/300 XC | 2008-16 | ORANGE KTM | 8435900002 | 992388 | 23.95 L |
| KTM 350 EXC-F | 2012-16 | BLACK | 8435900001 | 992387 | 21.95 L |
| KTM 350 EXC-F | 2012-16 | ORANGE KTM | 8435900002 | 992388 | 23.95 L |
| KTM 350 SX-F | 2011-16 | BLACK | 8435900001 | 992387 | 21.95 L |
| KTM 350 SX-F | 2011-16 | ORANGE KTM | 8435900002 | 992388 | 23.95 L |
| KTM 350 XC-F | 2011-16 | BLACK | 8435900001 | 992387 | 21.95 L |
| KTM 350 XC-F | 2011-16 | ORANGE KTM | 8435900002 | 992388 | 23.95 L |
| KTM 380 EXC | 1998-02 | BLACK | 8451200001 | 992389 | 21.95 L |
| KTM 380 EXC | 1998-02 | ORANGE KTM | 8451200002 | 993254 | 23.95 L |
| KTM 380 SX | 1998-02 | BLACK | 8451200001 | 992389 | 21.95 L |
| KTM 380 SX | 1998-02 | ORANGE KTM | 8451200002 | 993254 | 23.95 L |
| KTM 400 EXC | 2009-11 | BLACK | 8435900001 | 992387 | 21.95 L |
| KTM 400 EXC | 2009-11 | ORANGE KTM | 8435900002 | 992388 | 23.95 L |
| KTM 450 EXC | 2007- | BLACK | 8451200001 | 992389 | 21.95 L |
| KTM 450 EXC | 2007- | ORANGE KTM | 8451200002 | 993254 | 23.95 L |
| KTM 450 EXC | 2008-16 | ORANGE KTM | 8435900002 | 992388 | 23.95 L |
| KTM 450 EXC | 2008 -16 | BLACK | 8435900001 | 992387 | 21.95 L |
| KTM 450 SX-F | 2007 -16 | BLACK | 8435900001 | 992387 | 21.95 L |
| KTM 450 SX-F | 2007 -16 | ORANGE KTM | 8435900002 | 992388 | 23.95 L |
| KTM 450/505 XC-F | 2008-09 | BLACK | 8435900001 | 992387 | 21.95 L |
| KTM 450/505 XC-F | 2008-09 | ORANGE KTM | 8435900002 | 992388 | 23.95 L |
| KTM 450/505 XC-F | 2013-16 | BLACK | 8435900001 | 992387 | 21.95 L |
| KTM 450/505 XC-F | 2013-16 | ORANGE KTM | 8435900002 | 992388 | 23.95 L |
| KTM 450/525 SX | 2006- | BLACK | 8451200001 | 992389 | 21.95 L |
| KTM 450/525 SX | 2006- | ORANGE KTM | 8451200002 | 993254 | 23.95 L |
| KTM 450/525 XC | 2007- | BLACK | 8451200001 | 992389 | 21.95 L |
| KTM 450/525 XC | 2007- | ORANGE KTM | 8451200002 | 993254 | 23.95 L |
| KTM 500 EXC | 2012-16 | BLACK | 8435900001 | 992387 | 21.95 L |
| KTM 500 EXC | 2012-16 | ORANGE KTM | 8435900002 | 992388 | 23.95 L |
| KTM 505 SX-F | 2007 -08 | BLACK | 8435900001 | 992387 | 21.95 L |
| KTM 505 SX-F | 2007 -08 | ORANGE KTM | 8435900002 | 992388 | 23.95 L |
| KTM 525 EXC | 2003- 07 | BLACK | 8451200001 | 992389 | 21.95 L |
| KTM 525 EXC | 2003- 07 | ORANGE KTM | 8451200002 | 993254 | 23.95 L |
| KTM 530 EXC | 2009-11 | BLACK | 8435900001 | 992387 | 21.95 L |
| KTM 530 EXC | 2009-11 | ORANGE KTM | 8435900002 | 992388 | 23.95 L |
| KTM 85SX | 2007-14 | BLACK | 8451200001 | 992389 | 21.95 L |
| KTM 85SX | 2007-14 | ORANGE KTM | 8451200002 | 993254 | 23.95 L |
| KTM 85SX | 2015-2016 | BLACK | 8435900001 | 992387 | 21.95 L |
| KTM 85SX | 2015-2016 | ORANGE KTM | 8435900002 | 992388 | 23.95 L |

accessories

body

handlebar
& gripscables &
levers

exhaust

engine

fuel &
intakeelectrical
& ignition

clutch

drive

bearings

brakes

steering &
suspension

tires

tools &
shop

dealer aids



CHAIN GUIDE

- accessories
- body
- handlebar & grips
- cables & levers
- exhaust
- engine
- fuel & intake
- electrical & ignition
- clutch
- drive**
- bearings
- brakes
- steering & suspension
- tires
- tools & shop
- dealer aids

| MODEL | YEAR | COLOR | MFG # | ITEM # | |
|---------------|---------|-------------|------------|--------|----------------|
| SUZUKI | | | | | |
| RM125/250 | 2001-06 | BLACK | 8451700001 | 992499 | 21.95 L |
| RM125/250 | 2001-06 | YELLOW RM01 | 8451700003 | 992500 | 23.95 L |
| RMZ250 | 2004-06 | BLACK | 8451900001 | 992245 | 21.95 L |
| RMZ250 | 2007-11 | BLACK | 8451700001 | 992499 | 21.95 L |
| RMZ250 | 2007-11 | YELLOW RM01 | 8451700003 | 992500 | 23.95 L |
| RMZ250 | 2012-16 | BLACK | 8454000001 | 992501 | 21.95 L |
| RMZ250 | 2012-16 | YELLOW RM01 | 8454000002 | 992502 | 23.95 L |
| RMZ450 | 2005-16 | BLACK | 8451700001 | 992499 | 21.95 L |
| RMZ450 | 2005-16 | YELLOW RM01 | 8451700003 | 992500 | 23.95 L |
| YAMAHA | | | | | |
| WR250F | 2007-16 | BLACK | 8433400001 | 992591 | 21.95 L |
| WR250F | 2007-16 | BLUE YAM98 | 8433400002 | 992592 | 23.95 L |
| WR450F | 2003-06 | BLACK | 8450300001 | 992593 | 21.95 L |
| WR450F | 2007-15 | BLACK | 8433400001 | 992591 | 21.95 L |
| WR450F | 2007-15 | BLUE YAM98 | 8433400002 | 992592 | 23.95 L |
| YZ125/250 | 2003-04 | BLACK | 8450300001 | 992593 | 21.95 L |
| YZ125/250 | 2005-07 | BLACK | 8452500001 | 992594 | 21.95 L |
| YZ125/250 | 2008-16 | BLACK | 8433400001 | 992591 | 21.95 L |
| YZ125/250 | 2008-16 | BLUE YAM98 | 8433400002 | 992592 | 23.95 L |
| YZ250F/450F | 2003-04 | BLACK | 8450300001 | 992593 | 21.95 L |
| YZ250F/450F | 2005-06 | BLACK | 8452500001 | 992594 | 21.95 L |
| YZ250F/450F | 2007-16 | BLACK | 8433400001 | 992591 | 21.95 L |
| YZ250F/450F | 2007-16 | BLUE YAM98 | 8433400002 | 992592 | 23.95 L |

accessories

body

handlebar
& gripscables &
levers

exhaust

engine

fuel &
intakeelectrical
& ignition

clutch

drive

bearings

brakes

steering &
suspension

tires

tools &
shop

dealer aids

**THIS PAGE HAS BEEN
INTENTIONALLY
LEFT BLANK**

(Catalog Resumes on P. 860)

**WE APOLOGIZE FOR
ANY INCONVENIENCE**

accessories

body

handlebar
& grips

cables &
levers

exhaust

engine

fuel &
intake

electrical
& ignition

clutch

drive

bearings

brakes

steering &
suspension

tires

tools &
shop

dealer aids

**THIS PAGE HAS BEEN
INTENTIONALLY
LEFT BLANK**

(Catalog Resumes on P. 860)

**WE APOLOGIZE FOR
ANY INCONVENIENCE**

accessories

body

handlebar
& gripscables &
levers

exhaust

engine

fuel &
intakeelectrical
& ignition

clutch

drive

bearings

brakes

steering &
suspension

tires

tools &
shop

dealer aids

**THIS PAGE HAS BEEN
INTENTIONALLY
LEFT BLANK**

(Catalog Resumes on P. 860)

**WE APOLOGIZE FOR
ANY INCONVENIENCE**

| |
|-----------------------|
| accessories |
| body |
| handlebar & grips |
| cables & levers |
| exhaust |
| engine |
| fuel & intake |
| electrical & ignition |
| clutch |
| drive |
| bearings |
| brakes |
| steering & suspension |
| tires |
| tools & shop |
| dealer aids |

**THIS PAGE HAS BEEN
INTENTIONALLY
LEFT BLANK**

(Catalog Resumes on P. 860)

**WE APOLOGIZE FOR
ANY INCONVENIENCE**

- accessories
- body
- handlebar & grips
- cables & levers
- exhaust
- engine
- fuel & intake
- electrical & ignition
- clutch
- drive**
- bearings
- brakes
- steering & suspension
- tires
- tools & shop
- dealer aids

**THIS PAGE HAS BEEN
INTENTIONALLY
LEFT BLANK**

(Catalog Resumes on P. 860)

**WE APOLOGIZE FOR
ANY INCONVENIENCE**

Honda CR250R chain slider



CHAIN SLIDER

Polisport chain sliders are perfect replicas of the OEM stock parts, produced in TPU (Thermoplastic polyurethane) to better withstand the friction and abrasion from your bike's chain. Our chain sliders are produced to be durable and to perfectly fit your dirt bike!

Why Polisport chain slider parts are the best choice for your Dirt Bike?

- Injection-molded, quality plastic components with a perfect OEM type fit.
- Exact replica of stock OEM plastic components but stronger
- Inexpensive alternative to OEM replacement parts.
- Stock color match
- Resistant to impact and abrasion
- Produced in TPU (Thermoplastic polyurethane)
- Tougher than stock sliders
- Packaged in a printed plastic bag

| MODEL | YEARS | COLOR | MFG # | CHAIN SLIDER | | |
|----------------------------------|-------|---------------|------------|---------------|--------------|---|
| HONDA | | | | | | |
| CR125R | 02-07 | BLACK | 8450000001 | 992084 | 21.95 | L |
| CR125R | 02-07 | RED CR04 | 8450000004 | 993367 | 23.95 | L |
| CR250R | 02-07 | BLACK | 8450000001 | 992084 | 21.95 | L |
| CR250R | 02-07 | RED CR04 | 8450000004 | 993367 | 23.95 | L |
| CRF250R | 04-09 | BLACK | 8450000001 | 992084 | 21.95 | L |
| CRF250R | 04-09 | RED CR04 | 8450000004 | 993367 | 23.95 | L |
| CRF250R | 10-13 | BLACK | 8453000001 | 992085 | 21.95 | L |
| CRF250R | 10-13 | RED CR04 | 8453000002 | 992086 | 23.95 | L |
| CRF250R | 14-16 | BLACK | 8454600001 | 992087 | 21.95 | L |
| CRF250R | 14-16 | RED CR04 | 8454600002 | 992088 | 23.95 | L |
| CRF450R | 02-08 | BLACK | 8450000001 | 992084 | 21.95 | L |
| CRF450R | 02-08 | RED CR04 | 8450000004 | 993367 | 23.95 | L |
| CRF450R | 09-12 | BLACK | 8453000001 | 992085 | 21.95 | L |
| CRF450R | 09-12 | RED CR04 | 8453000002 | 992086 | 23.95 | L |
| CRF450R | 13-16 | BLACK | 8454600001 | 992087 | 21.95 | L |
| CRF450R | 13-16 | RED CR04 | 8454600002 | 992088 | 23.95 | L |
| HUSQVARNA | | | | | | |
| TC/TE 125/250; FC/FE 250/350/450 | 14-15 | BLACK | 8453500001 | 992395 | 21.95 | L |
| KAWASAKI | | | | | | |
| KX125 / 250 | 04-08 | BLACK | 8452100001 | 992249 | 21.95 | L |
| KX250F | 04-05 | BLACK | 8451800001 | 992250 | 21.95 | L |
| KX250F | 06-08 | BLACK | 8452300001 | 992251 | 21.95 | L |
| KX250F | 09-16 | BLACK | 8453700001 | 992252 | 21.95 | L |
| KX250F | 09-16 | GREEN 05 | 8453700002 | 992253 | 23.95 | L |
| KX450F | 06-08 | BLACK | 8452300001 | 992251 | 21.95 | L |
| KX450F | 09-15 | BLACK | 8453700001 | 992252 | 21.95 | L |
| KX450F | 09-15 | GREEN 05 | 8453700002 | 992253 | 23.95 | L |
| KX450F | 16- | BLACK | 8985200001 | 993469 | 21.95 | L |
| KX450F | 16- | GREEN 05 | 8985200002 | 993470 | 23.95 | L |
| KTM | | | | | | |
| KTM 105 SX | 11- | BLACK | 8453400001 | 992390 | 21.95 | L |
| KTM 105 SX | 11- | ORANGE
KTM | 8453400002 | 992391 | 23.95 | L |



CHAIN SLIDER

| MODEL | YEARS | COLOR | MFG# | CHAIN GUIDE | | |
|-------------------------|-------|---------------|------------|---------------|--------------|---|
| KTM CONTINUED | | | | | | |
| KTM 105 SX | 04-06 | BLACK | 8451300001 | 992392 | 21.95 | L |
| KTM 105 SX | 09-10 | BLACK | 8452600001 | 992393 | 21.95 | L |
| KTM 105 SX | 09-10 | ORANGE
KTM | 8452600002 | 992394 | 23.95 | L |
| KTM 125 SX | 07-10 | BLACK | 8452600001 | 992393 | 21.95 | L |
| KTM 125 SX | 07-10 | ORANGE
KTM | 8452600002 | 992394 | 23.95 | L |
| KTM 125 SX | 11- | BLACK | 8453400001 | 992390 | 21.95 | L |
| KTM 125 SX | 11- | ORANGE
KTM | 8453400002 | 992391 | 23.95 | L |
| KTM 125 SX | 98-06 | BLACK | 8451300001 | 992392 | 21.95 | L |
| KTM 125 SX | 12-16 | BLACK | 8453500001 | 992395 | 21.95 | L |
| KTM 125 SX | 12-16 | ORANGE
KTM | 8453500002 | 992396 | 23.95 | L |
| KTM 125/200/250/300 EXC | 08-11 | BLACK | 8452600001 | 992393 | 21.95 | L |
| KTM 125/200/250/300 EXC | 08-11 | ORANGE
KTM | 8452600002 | 992394 | 23.95 | L |
| KTM 125/200/250/300 EXC | 98-07 | BLACK | 8451300001 | 992392 | 21.95 | L |
| KTM 125/200/250/300 EXC | 12-16 | BLACK | 8453400001 | 992390 | 21.95 | L |
| KTM 125/200/250/300 EXC | 12-16 | ORANGE
KTM | 8453400002 | 992391 | 23.95 | L |
| KTM 150 SX | 11- | BLACK | 8453400001 | 992390 | 21.95 | L |
| KTM 150 SX | 11- | ORANGE
KTM | 8453400002 | 992391 | 23.95 | L |
| KTM 150 SX | 09-10 | BLACK | 8452600001 | 992393 | 21.95 | L |
| KTM 150 SX | 09-10 | ORANGE
KTM | 8452600002 | 992394 | 23.95 | L |
| KTM 150 SX | 12-16 | BLACK | 8453500001 | 992395 | 21.95 | L |
| KTM 150 SX | 12-16 | ORANGE
KTM | 8453500002 | 992396 | 23.95 | L |
| KTM 150 XC | 11- | BLACK | 8453400001 | 992390 | 21.95 | L |
| KTM 150 XC | 11- | ORANGE
KTM | 8453400002 | 992391 | 23.95 | L |
| KTM 150 XC | 10- | BLACK | 8452600001 | 992393 | 21.95 | L |
| KTM 150 XC | 10- | ORANGE
KTM | 8452600002 | 992394 | 23.95 | L |
| KTM 150 XC | 12-15 | BLACK | 8453500001 | 992395 | 21.95 | L |
| KTM 150 XC | 12-15 | ORANGE
KTM | 8453500002 | 992396 | 23.95 | L |
| KTM 200 SX | 98-04 | BLACK | 8451300001 | 992392 | 21.95 | L |
| KTM 200 XC | 06-07 | BLACK | 8451300001 | 992392 | 21.95 | L |
| KTM 200 XC | 08-09 | BLACK | 8452600001 | 992393 | 21.95 | L |
| KTM 200 XC | 08-09 | ORANGE
KTM | 8452600002 | 992394 | 23.95 | L |
| KTM 250 EXC-F | 08-11 | BLACK | 8452600001 | 992393 | 21.95 | L |
| KTM 250 EXC-F | 08-11 | ORANGE
KTM | 8452600002 | 992394 | 23.95 | L |

accessories

body

handlebar
& gripscables &
levers

exhaust

engine

fuel &
intakeelectrical
& ignition

clutch

drive

bearings

brakes

steering &
suspension

tires

tools &
shop



CHAIN SLIDER

- accessories
- body
- handlebar & grips
- cables & levers
- exhaust
- engine
- fuel & intake
- electrical & ignition
- clutch
- drive**
- bearings
- brakes
- steering & suspension
- tires
- tools & shop

| MODEL | YEARS | COLOR | MFG# | CHAIN GUIDE | | |
|----------------------|-------|---------------|------------|---------------|--------------|---|
| KTM CONTINUED | | | | | | |
| KTM 250 EXC-F | 06-07 | BLACK | 8451300001 | 992392 | 21.95 | L |
| KTM 250 EXC-F | 12-16 | BLACK | 8453400001 | 992390 | 21.95 | L |
| KTM 250 EXC-F | 12-16 | ORANGE
KTM | 8453400002 | 992391 | 23.95 | L |
| KTM 250 SX | 07-10 | BLACK | 8452600001 | 992393 | 21.95 | L |
| KTM 250 SX | 07-10 | ORANGE
KTM | 8452600002 | 992394 | 23.95 | L |
| KTM 250 SX | 11- | BLACK | 8453400001 | 992390 | 21.95 | L |
| KTM 250 SX | 11- | ORANGE
KTM | 8453400002 | 992391 | 23.95 | L |
| KTM 250 SX | 98-06 | BLACK | 8451300001 | 992392 | 21.95 | L |
| KTM 250 SX | 12-16 | BLACK | 8453500001 | 992395 | 21.95 | L |
| KTM 250 SX | 12-16 | ORANGE
KTM | 8453500002 | 992396 | 23.95 | L |
| KTM 250 SX-F | 07-10 | BLACK | 8452600001 | 992393 | 21.95 | L |
| KTM 250 SX-F | 07-10 | ORANGE
KTM | 8452600002 | 992394 | 23.95 | L |
| KTM 250 SX-F | 11-16 | BLACK | 8453500001 | 992395 | 21.95 | L |
| KTM 250 SX-F | 11-16 | ORANGE
KTM | 8453500002 | 992396 | 23.95 | L |
| KTM 250 XC-F | 07- | BLACK | 8451300001 | 992392 | 21.95 | L |
| KTM 250 XC-F | 08-10 | BLACK | 8452600001 | 992393 | 21.95 | L |
| KTM 250 XC-F | 08-10 | ORANGE
KTM | 8452600002 | 992394 | 23.95 | L |
| KTM 250 XC-F | 11-16 | BLACK | 8453500001 | 992395 | 21.95 | L |
| KTM 250 XC-F | 11-16 | ORANGE
KTM | 8453500002 | 992396 | 23.95 | L |
| KTM 250/300 XC | 11- | BLACK | 8453400001 | 992390 | 21.95 | L |
| KTM 250/300 XC | 11- | ORANGE
KTM | 8453400002 | 992391 | 23.95 | L |
| KTM 250/300 XC | 06-07 | BLACK | 8451300001 | 992392 | 21.95 | L |
| KTM 250/300 XC | 08-10 | BLACK | 8452600001 | 992393 | 21.95 | L |
| KTM 250/300 XC | 08-10 | ORANGE
KTM | 8452600002 | 992394 | 23.95 | L |
| KTM 250/300 XC | 12-16 | BLACK | 8453500001 | 992395 | 21.95 | L |
| KTM 250/300 XC | 12-16 | ORANGE
KTM | 8453500002 | 992396 | 23.95 | L |
| KTM 350 EXC-F | 12-16 | BLACK | 8453400001 | 992390 | 21.95 | L |
| KTM 350 EXC-F | 12-16 | ORANGE
KTM | 8453400002 | 992391 | 23.95 | L |
| KTM 350 SX-F | 11-16 | BLACK | 8453500001 | 992395 | 21.95 | L |
| KTM 350 SX-F | 11-16 | ORANGE
KTM | 8453500002 | 992396 | 23.95 | L |
| KTM 350 XC-F | 11-16 | BLACK | 8453500001 | 992395 | 21.95 | L |
| KTM 350 XC-F | 11-16 | ORANGE
KTM | 8453500002 | 992396 | 23.95 | L |
| KTM 380 EXC | 98-02 | BLACK | 8451300001 | 992392 | 21.95 | L |



CHAIN SLIDER

| MODEL | YEARS | COLOR | MFG# | CHAIN GUIDE | | |
|----------------------|-------|----------------|------------|---------------|--------------|---|
| KTM CONTINUED | | | | | | |
| KTM 380 SX | 98-02 | BLACK | 8451300001 | 992392 | 21.95 | L |
| KTM 400 EXC | 09-11 | BLACK | 8452600001 | 992393 | 21.95 | L |
| KTM 400 EXC | 09-11 | ORANGE
KTM | 8452600002 | 992394 | 23.95 | L |
| KTM 450 EXC | 08-11 | BLACK | 8452600001 | 992393 | 21.95 | L |
| KTM 450 EXC | 08-11 | ORANGE
KTM | 8452600002 | 992394 | 23.95 | L |
| KTM 450 EXC | 07- | BLACK | 8451300001 | 992392 | 21.95 | L |
| KTM 450 EXC | 12-16 | BLACK | 8453400001 | 992390 | 21.95 | L |
| KTM 450 EXC | 12-16 | ORANGE
KTM | 8453400002 | 992391 | 23.95 | L |
| KTM 450 SX-F | 07-10 | BLACK | 8452600001 | 992393 | 21.95 | L |
| KTM 450 SX-F | 07-10 | ORANGE
KTM | 8452600002 | 992394 | 23.95 | L |
| KTM 450 SX-F | 11-16 | BLACK | 8453500001 | 992395 | 21.95 | L |
| KTM 450 SX-F | 11-16 | ORANGE
KTM | 8453500002 | 992396 | 23.95 | L |
| KTM 450/505 XC-F | 08-09 | BLACK | 8452600001 | 992393 | 21.95 | L |
| KTM 450/505 XC-F | 08-09 | ORANGE
KTM | 8452600002 | 992394 | 23.95 | L |
| KTM 450/505 XC-F | 12-16 | BLACK | 8453500001 | 992395 | 21.95 | L |
| KTM 450/505 XC-F | 12-16 | ORANGE
KTM | 8453500002 | 992396 | 23.95 | L |
| KTM 450/525 SX | 06- | BLACK | 8451300001 | 992392 | 21.95 | L |
| KTM 450/525 XC | 07- | BLACK | 8451300001 | 992392 | 21.95 | L |
| KTM 500 EXC | 12-16 | BLACK | 8453400001 | 992390 | 21.95 | L |
| KTM 500 EXC | 12-16 | ORANGE
KTM | 8453400002 | 992391 | 23.95 | L |
| KTM 505 SX-F | 07-08 | BLACK | 8452600001 | 992393 | 21.95 | L |
| KTM 505 SX-F | 07-08 | ORANGE
KTM | 8452600002 | 992394 | 23.95 | L |
| KTM 525 EXC | 03-07 | BLACK | 8451300001 | 992392 | 21.95 | L |
| KTM 530 EXC | 09-11 | BLACK | 8452600001 | 992393 | 21.95 | L |
| KTM 530 EXC | 09-11 | ORANGE
KTM | 8452600002 | 992394 | 23.95 | L |
| KTM 85 SX | 03-14 | ORANGE
KTM | 8454200001 | 992397 | 23.95 | L |
| KTM 85 SX | 03-14 | BLACK | 8454200002 | 992398 | 21.95 | L |
| SUZUKI | | | | | | |
| RM125 / 250 | 01-08 | BLACK | 8451600001 | 992503 | 21.95 | L |
| RMZ250 | 04-06 | BLACK | 8451800001 | 992250 | 21.95 | L |
| RMZ250 | 07-09 | BLACK | 8451600001 | 992503 | 21.95 | L |
| RMZ250 | 10-16 | BLACK | 8453900001 | 992504 | 21.95 | L |
| RMZ250 | 10-16 | YELLOW
RM01 | 8453900002 | 992505 | 23.95 | L |
| RMZ450 | 05-06 | BLACK | 8451600001 | 992503 | 21.95 | L |
| RMZ450 | 07- | BLACK | 8453900001 | 992504 | 21.95 | L |

accessories

body

handlebar
& gripscables &
levers

exhaust

engine

fuel &
intakeelectrical
& ignition

clutch

drive

bearings

brakes

steering &
suspension

tires

tools &
shop



CHAIN SLIDER

- accessories
- body
- handlebar & grips
- cables & levers
- exhaust
- engine
- fuel & intake
- electrical & ignition
- clutch
- drive**
- bearings
- brakes
- steering & suspension
- tires
- tools & shop

| MODEL | YEARS | COLOR | MFG# | CHAIN GUIDE | | |
|-------------------------|-------|-------------|------------|---------------|--------------|---|
| SUZUKI CONTINUED | | | | | | |
| RMZ450 | 07- | YELLOW RM01 | 8453900002 | 992505 | 23.95 | L |
| RMZ450 | 08-09 | BLACK | 8451600001 | 992503 | 21.95 | L |
| RMZ450 | 10-16 | BLACK | 8453900001 | 992504 | 21.95 | L |
| RMZ450 | 10-16 | YELLOW RM01 | 8453900002 | 992505 | 23.95 | L |
| Yamaha | | | | | | |
| WR250F | 07-14 | BLACK | 8451100001 | 992595 | 21.95 | L |
| WR250F | 07-14 | BLUE YAM98 | 8451100003 | 993394 | 23.95 | L |
| WR250F | 15-16 | BLACK | 8453600001 | 992597 | 21.95 | L |
| WR250F | 15-16 | BLUE YAM98 | 8453600002 | 992598 | 23.95 | L |
| WR450F | 07-15 | BLACK | 8451100001 | 992595 | 21.95 | L |
| WR450F | 07-15 | BLUE YAM98 | 8451100003 | 993394 | 23.95 | L |
| YZ125/250 | 02-04 | BLACK | 8450200001 | 992596 | 21.95 | L |
| YZ125/250 | 08-16 | BLACK | 8451100001 | 992595 | 21.95 | L |
| YZ125/250 | 08-16 | BLUE YAM98 | 8451100003 | 993394 | 23.95 | L |
| YZ250F/YZ450F | 09-16 | BLACK | 8453600001 | 992597 | 21.95 | L |
| YZ250F/YZ450F | 07-08 | BLACK | 8451100001 | 992595 | 21.95 | L |
| YZ250F/YZ450F | 07-08 | BLUE YAM98 | 8451100003 | 993394 | 23.95 | L |
| YZ250F/YZ450F | 09-16 | BLUE YAM98 | 8453600002 | 992598 | 23.95 | L |



CHAIN SLIDER PIECE



Polisport chain slider pieces are perfect replicas of the OEM stock parts, produced in TPU (Thermoplastic polyurethane) to better withstand the friction and abrasion from your bike's chain. Our chain sliders are produced to be durable and to perfectly fit your dirt bike!

Why Polisport chain slider parts are the best choice for your dirt bike?

- Injection-molded, quality plastic components with a perfect OEM type fit.
- Exact replica of stock OEM plastic components but stronger
- Inexpensive alternative to OEM replacement parts.
- Stock color match
- Resistant to impact and abrasion
- Produced in TPU (Thermoplastic polyurethane)
- Tougher than stock sliders
- Packaged in a printed plastic bag

| MODEL | YEARS | COLOR | MFG # | CHAIN SLIDER PIECE | | |
|----------------------------|-------|------------|------------|--------------------|--------------|---|
| HONDA | | | | | | |
| TC 125/250; FC 250/350/450 | 14-15 | BLACK | 8457300001 | 993290 | 10.45 | L |
| TE 125/250; FE 250/350/450 | 14-16 | BLACK | 8457300001 | 993290 | 10.45 | L |
| KTM | | | | | | |
| KTM 105 SX | 04-06 | BLACK | 8451500001 | 992399 | 10.45 | L |
| KTM 105 SX | 04-06 | ORANGE KTM | 8451500003 | 993270 | 10.45 | L |
| KTM 105 SX | 11- | BLACK | 8457300001 | 993290 | 10.45 | L |
| KTM 105 SX | 11- | ORANGE KTM | 8457300002 | 993291 | 10.45 | L |



CHAIN SLIDER PIECE

| MODEL | YEARS | COLOR | MFG # | CHAIN SLIDER PIECE | | |
|--|-------|---------------|------------|--------------------|--------------|---|
| KTM CONTINUED | | | | | | |
| KTM 125 SX | 04-06 | BLACK | 8451500001 | 992399 | 10.45 | L |
| KTM 125 SX | 04-06 | ORANGE
KTM | 8451500003 | 993270 | 10.45 | L |
| KTM 125/200/250/300 EXC | 04-07 | BLACK | 8451500001 | 992399 | 10.45 | L |
| KTM 125/200/250/300 EXC | 04-07 | ORANGE
KTM | 8451500003 | 993270 | 10.45 | L |
| KTM 200 SX | 04- | BLACK | 8451500001 | 992399 | 10.45 | L |
| KTM 200 SX | 04- | ORANGE
KTM | 8451500003 | 993270 | 10.45 | L |
| KTM 200 XC | 06-07 | BLACK | 8451500001 | 992399 | 10.45 | L |
| KTM 200 XC | 06-07 | ORANGE
KTM | 8451500003 | 993270 | 10.45 | L |
| KTM 250 EXC-F | 06-07 | ORANGE
KTM | 8451500003 | 993270 | 10.45 | L |
| KTM 250 EXC-F | 06-07 | BLACK | 8451500001 | 992399 | 10.45 | L |
| KTM 250 SX | 04-06 | BLACK | 8451500001 | 992399 | 10.45 | L |
| KTM 250 SX | 04-06 | ORANGE
KTM | 8451500003 | 993270 | 10.45 | L |
| KTM 250 SX | 11-16 | BLACK | 8457300001 | 993290 | 10.45 | L |
| KTM 250 SX | 11-16 | ORANGE
KTM | 8457300002 | 993291 | 10.45 | L |
| KTM 250 SX-F | 05-06 | BLACK | 8451500001 | 992399 | 10.45 | L |
| KTM 250 SX-F | 05-06 | ORANGE
KTM | 8451500003 | 993270 | 10.45 | L |
| KTM 250 XC-F | 07- | BLACK | 8451500001 | 992399 | 10.45 | L |
| KTM 250 XC-F | 07- | ORANGE
KTM | 8451500003 | 993270 | 10.45 | L |
| KTM 250/300 XC | 06-07 | BLACK | 8451500001 | 992399 | 10.45 | L |
| KTM 250/300 XC | 06-07 | ORANGE
KTM | 8451500003 | 993270 | 10.45 | L |
| KTM 450 EXC | 07- | BLACK | 8451500001 | 992399 | 10.45 | L |
| KTM 450 EXC | 07- | ORANGE
KTM | 8451500003 | 993270 | 10.45 | L |
| KTM 450/525 SX | 06- | BLACK | 8451500001 | 992399 | 10.45 | L |
| KTM 450/525 SX | 06- | ORANGE
KTM | 8451500003 | 993270 | 10.45 | L |
| KTM 450/525 XC | 07- | BLACK | 8451500001 | 992399 | 10.45 | L |
| KTM 450/525 XC | 07- | ORANGE
KTM | 8451500003 | 993270 | 10.45 | L |
| KTM 85 SX | 05-16 | BLACK | 8451500001 | 992399 | 10.45 | L |
| KTM 85 SX | 05-16 | ORANGE
KTM | 8451500003 | 993270 | 10.45 | L |
| KTM EXC 125/200/250/300/450/500; EXC-F 250/350 | 12-16 | BLACK | 8457300001 | 993290 | 10.45 | L |
| KTM EXC 125/200/250/300/450/500; EXC-F 250/350 | 12-16 | ORANGE
KTM | 8457300002 | 993291 | 10.45 | L |
| KTM EXC 125/200/250/300/450; EXC-F 250 | 08-11 | BLACK | 8457200001 | 993284 | 10.45 | L |
| KTM EXC 125/200/250/300/450; EXC-F 250 | 08-11 | ORANGE
KTM | 8457200002 | 993285 | 10.45 | L |
| KTM SX 105/125/250; SX-F 250 | 07-10 | BLACK | 8457200001 | 993284 | 10.45 | L |

accessories

body

handlebar
& gripscables &
levers

exhaust

engine

fuel &
intakeelectrical
& ignition

clutch

drive

bearings

brakes

steering &
suspension

tires

tools &
shop



CHAIN SLIDER PIECE

- accessories
- body
- handlebar & grips
- cables & levers
- exhaust
- engine
- fuel & intake
- electrical & ignition
- clutch
- drive**
- bearings
- brakes
- steering & suspension
- tires
- tools & shop

| MODEL | YEARS | COLOR | MFG # | CHAIN SLIDER PIECE | | |
|--|-------|---------------|------------|--------------------|--------------|---|
| KTM CONTINUED | | | | | | |
| KTM SX 105/125/250; SX-F 250 | 07-10 | ORANGE
KTM | 8457200002 | 993285 | 10.45 | L |
| KTM SX125/150/250; SX-F 250/350/450 | 11-15 | BLACK | 8457300001 | 993290 | 10.45 | L |
| KTM SX125/150/250; SX-F 250/350/450 | 11-15 | ORANGE
KTM | 8457300002 | 993291 | 10.45 | L |
| KTM SX125/150; SX-F250/350/450; XC 250/300;
XC-F250/350/450 | 16- | BLACK | 8985100001 | 993302 | 10.45 | L |
| KTM SX125/150; SX-F250/350/450; XC 250/300;
XC-F250/350/450 | 16- | ORANGE
KTM | 8985100002 | 993303 | 10.45 | L |
| KTM XC 150 | 11- | BLACK | 8457300001 | 993290 | 10.45 | L |
| KTM XC 150 | 11- | ORANGE
KTM | 8457300002 | 993291 | 10.45 | L |
| KTM XC 150/200/300; XC-F 250/450/505 | 08-10 | BLACK | 8457200001 | 993284 | 10.45 | L |
| KTM XC 150/200/300; XC-F 250/450/505 | 08-10 | ORANGE
KTM | 8457200002 | 993285 | 10.45 | L |
| KTM XC 250/300; XC-F 250/350/450/505 | 11-15 | BLACK | 8457300001 | 993290 | 10.45 | L |
| KTM XC 250/300; XC-F 250/350/450/505 | 11-15 | ORANGE
KTM | 8457300002 | 993291 | 10.45 | L |



BEARINGS




WHEEL BEARING SEALS, SPACER KITS, & WHEEL BEARING UPGRADE KITS

- accessories
- body
- handlebar & grips
- cables & levers
- exhaust
- engine
- fuel & intake
- electrical & ignition
- clutch
- drive
- bearings**
- brakes
- steering & suspension
- tires
- tools & shop

WHEEL BEARING SEAL KITS

DIRT BIKE WHEEL BEARING AND SEAL KITS:

- Hands down, the most complete line of wheel bearing & seal kits!
- All bearings are constructed with low drag-double lip rubber seals on both sides for dirt and water exclusion.
- All seals are type TC double lip seals with springs for superior dirt and water exclusion.



WHEEL SPACER KITS

DIRT BIKE WHEEL BEARING SPACER KITS:

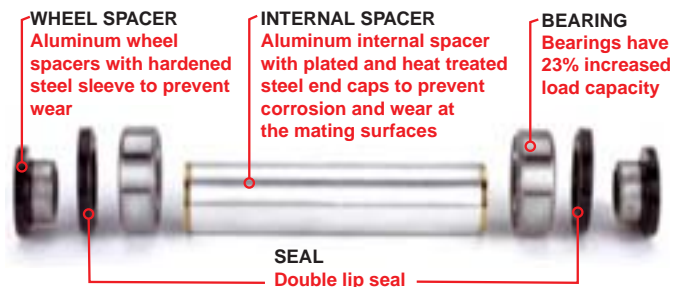
- Designed for years of service even in the dirtiest riding environments.
- All Balls aluminum spacers feature a hardened steel shell pressed over the aluminum to provide superior wear surface.
- Manufactured with 52100 bearing steel that is through hardened, precision ground and plated for years of service.
- Kit contains 1 wheel spacer.

WHEEL BEARING UPGRADE KITS

DIRT BIKE WHEEL BEARING UPGRADE KITS

Wheel bearings typically fail from water and dirt contamination. The All Balls Rear Wheel Bearing Upgrade Kit was developed in partnership with KML Bearing and is designed for the difficult operating environment of the powersport industry.

- Kit contains 2 ball bearings, 3 wheel spacers and 2 seals.
- Rubber sealed bearings for additional protection from water and dirt.
- Chevron SR1-2 grease - Hi-performance rust and oxidation inhibitors (-29°C to 177°C).
- Bearings - Precision high-speed bearings manufactured to ABEC3 standards.
- Double-lip seal - Type TC.



ALL THE WAYS ALL BALLS IS BETTER:

- The most comprehensive line of bearing and seal kits in the industry. Everything in one easy, handy package. (No need to root for piece-by-piece, no out-of-stock problems, no unhappy customers).
- Competitively priced.
- Quality design and construction of every piece to meet the toughest standards and conditions - from daily commuting to full-on racing.
- Unmatched performance, durability - and reliability.
- Older OE designs upgraded to the latest designs for premium performance and to overcome premature failure.
- Separate parts lists for custom and vintage repairs.
- Components available by specification. (To get you out of jams when working on obscure applications).
- Extensive application guide includes vintage and up-and-coming manufacturers' models.
- All Balls features Koyo High-Performance Hybrid Ceramic Engine and Wheel Bearings: 60% lower ball mass, non-metallic bonding, stiffer ceramic material.



WHEEL BEARING KITS

| MODEL | YEARS | WHEEL BEARING KIT FRONT | | | WHEEL BEARING KIT REAR | | | WHEEL SPACER KIT FRONT | WHEEL SPACER KIT REAR |
|----------------|---------|-------------------------|-------|------|------------------------|-------|------|------------------------|-----------------------|
| APRILLA | | | | | | | | | |
| RXV 450 | 06 - 11 | AB251570 | 26.70 | L | AB251406 | 24.32 | L | ---- | ---- |
| SXV 450 | 06 - 11 | AB251570 | 26.70 | L | AB251406 | 24.32 | L | ---- | ---- |
| RXV 550 | 06 - 11 | AB251570 | 26.70 | L | AB251406 | 24.32 | L | ---- | ---- |
| SXV 550 | 06 - 11 | AB251570 | 26.70 | L | AB251406 | 24.32 | L | ---- | ---- |
| BETA | | | | | | | | | |
| REV 50 | 06 - 08 | AB251143 | 7.49 | L | AB251143 | 7.49 | L | ---- | ---- |
| EVO 80 | 09 - 11 | AB251070 | 16.81 | L | AB251070 | 16.81 | L | ---- | ---- |
| EVO JR 80 | 09 - 11 | AB251143 | 7.49 | L | AB251143 | 7.49 | L | ---- | ---- |
| REV 80 | 06 - 07 | AB251143 | 7.49 | L | AB251143 | 7.49 | L | ---- | ---- |
| REV 80 | 08 | AB251070 | 16.81 | L | AB251070 | 16.81 | L | ---- | ---- |
| EVO 2T 125 | 09 - 10 | 133004 | 18.22 | L | 133004 | 18.22 | L | ---- | ---- |
| EVO 2T 125 | 11 - 13 | 133004 | 18.22 | L | AB251070 | 16.81 | L | ---- | ---- |
| REV 2T 125 | 04 - 08 | AB251070 | 16.81 | L | AB251070 | 16.81 | L | ---- | ---- |
| EVO 2T 200 | 09 - 10 | 133004 | 18.22 | L | 133004 | 18.22 | L | ---- | ---- |
| EVO 2T 200 | 11 - 13 | 133004 | 18.22 | L | AB251070 | 16.81 | L | ---- | ---- |
| REV 2T 200 | 04 - 08 | AB251070 | 16.81 | L | AB251070 | 16.81 | L | ---- | ---- |
| EVO 2T 250 | 09 - 10 | 133004 | 18.22 | L | 133004 | 18.22 | L | ---- | ---- |
| EVO 2T 250 | 11 - 13 | 133004 | 18.22 | L | AB251070 | 16.81 | L | ---- | ---- |
| EVO 2T 250 | 14 | AB251402 | 24.32 | L | AB251404 | 20.57 | L | ---- | ---- |
| EVO 4T 250 | 09 - 10 | 133004 | 18.22 | L | 133004 | 18.22 | L | ---- | ---- |
| EVO 4T 250 | 11 - 12 | 133004 | 18.22 | L | AB251070 | 16.81 | L | ---- | ---- |
| REV 2T 250 | 04 - 08 | AB251070 | 16.81 | L | AB251070 | 16.81 | L | ---- | ---- |
| REV 4T 250 | 08 | AB251070 | 16.81 | L | AB251070 | 16.81 | L | ---- | ---- |
| REV 2T 270 | 04 - 08 | AB251070 | 16.81 | L | AB251070 | 16.81 | L | ---- | ---- |
| EVO 2T 290 | 09 - 10 | 133004 | 18.22 | L | 133004 | 18.22 | L | ---- | ---- |
| EVO 2T 290 | 11 | 133004 | 18.22 | L | AB251070 | 16.81 | L | ---- | ---- |
| EVO 2T 300 | 12 - 13 | 133004 | 18.22 | L | AB251070 | 16.81 | L | ---- | ---- |
| EVO 4T 300 | 09 - 10 | 133004 | 18.22 | L | 133004 | 18.22 | L | ---- | ---- |
| EVO 4T 300 | 11 - 12 | 133004 | 18.22 | L | AB251070 | 16.81 | L | ---- | ---- |
| RR 4T 350 | 11 - 14 | AB251402 | 24.32 | L | AB251404 | 20.57 | L | ---- | ---- |
| RR 4T 400 | 05 - 10 | AB251402 | 24.32 | L | ---- | ---- | ---- | ---- | ---- |
| RR 4T 400 | 11 - 14 | AB251402 | 24.32 | L | AB251404 | 20.57 | L | ---- | ---- |
| RR 4T 450 | 05 - 10 | AB251402 | 24.32 | L | ---- | ---- | ---- | ---- | ---- |
| RR 4T 450 | 11 - 14 | AB251402 | 24.32 | L | AB251404 | 20.57 | L | ---- | ---- |
| RR 4T 498 | 13 - 14 | AB251402 | 24.32 | L | AB251404 | 20.57 | L | ---- | ---- |
| RR 4T 520 | 10 | AB251402 | 24.32 | L | ---- | ---- | ---- | ---- | ---- |
| RR 4T 520 | 11 | AB251402 | 24.32 | L | AB251404 | 20.57 | L | ---- | ---- |
| RR 4T 525 | 05 - 09 | AB251402 | 24.32 | L | ---- | ---- | ---- | ---- | ---- |
| COBRA | | | | | | | | | |
| CM 50 | 04 - 06 | 133005 | 8.06 | L | 133005 | 8.06 | L | ---- | ---- |
| CX 50 JR. | 07 | 133005 | 8.06 | L | 133005 | 8.06 | L | ---- | ---- |
| CX 50 JR. | 08 - 13 | AB251143 | 7.49 | L | 133006 | 8.61 | L | ---- | ---- |
| CX 50 OI | 07 - 08 | 133005 | 8.06 | L | 133005 | 8.06 | L | ---- | ---- |
| CX 50 SR. | 07 - 13 | AB251143 | 7.49 | L | 133006 | 8.61 | L | ---- | ---- |
| KING 50 | 04 | AB251143 | 7.49 | L | 133005 | 8.06 | L | ---- | ---- |
| KING 50 | 05 - 06 | AB251143 | 7.49 | L | 133006 | 8.61 | L | ---- | ---- |
| PW3 50 | 03 - 06 | 133005 | 8.06 | L | 133005 | 8.06 | L | ---- | ---- |
| CX 65 | 07 - 09 | AB251143 | 7.49 | L | AB251371 | 12.34 | L | ---- | ---- |
| CX 65 | 10 | AB251371 | 12.34 | L | AB251371 | 12.34 | L | ---- | ---- |
| CX 65 | 11 - 12 | AB251143 | 7.49 | L | AB251371 | 12.34 | L | ---- | ---- |
| CX 65 | 13 | ---- | ---- | ---- | AB251371 | 12.34 | L | ---- | ---- |

- accessories
- body
- handlebar & grips
- cables & levers
- exhaust
- engine
- fuel & intake
- electrical & ignition
- clutch
- drive
- bearings**
- brakes
- steering & suspension
- tires
- tools & shop



WHEEL BEARING KITS CONTINUED

| MODEL | YEARS | WHEEL BEARING KIT FRONT | | | WHEEL BEARING KIT REAR | | | WHEEL SPACER KIT FRONT | | WHEEL SPACER KIT REAR | |
|------------------|---------|-------------------------|-------|---|------------------------|-------|------|------------------------|------|-----------------------|------|
| GAS GAS | | | | | | | | | | | |
| EC ROOKIE 50 | 04 - 05 | AB251135 | 8.41 | L | AB251135 | 8.41 | L | ---- | ---- | ---- | ---- |
| SM ROOKIE 50 | 04 - 05 | AB251135 | 8.41 | L | AB251135 | 8.41 | L | ---- | ---- | ---- | ---- |
| MC 65 | 06 | 130779 | 14.07 | L | 130779 | 14.07 | L | ---- | ---- | ---- | ---- |
| EC125 | 01 - 02 | AB251070 | 16.81 | L | AB251457 | 23.59 | L | ---- | ---- | ---- | ---- |
| EC125 | 03 | AB251070 | 16.81 | L | AB251458 | 22.39 | L | ---- | ---- | ---- | ---- |
| EC125 | 04 - 11 | AB251364 | 24.27 | L | AB251458 | 22.39 | L | ---- | ---- | ---- | ---- |
| HALLEY 2T 125 EH | 09 | AB251135 | 8.41 | L | ---- | ---- | ---- | ---- | ---- | ---- | ---- |
| HALLEY 2T 125 SM | 09 | AB251135 | 8.41 | L | ---- | ---- | ---- | ---- | ---- | ---- | ---- |
| HALLEY 4T 125 EH | 09 | AB251135 | 8.41 | L | AB251135 | 8.41 | L | ---- | ---- | ---- | ---- |
| MC125 | 01 - 02 | AB251070 | 16.81 | L | AB251457 | 23.59 | L | ---- | ---- | ---- | ---- |
| MC125 | 03 | AB251070 | 16.81 | L | AB251458 | 22.39 | L | ---- | ---- | ---- | ---- |
| MC125 | 04 - 09 | AB251364 | 24.27 | L | AB251458 | 22.39 | L | ---- | ---- | ---- | ---- |
| PAMPERA 125 | 02 - 05 | AB251135 | 8.41 | L | AB251135 | 8.41 | L | ---- | ---- | ---- | ---- |
| SM125 | 03 - 09 | AB251070 | 16.81 | L | AB251458 | 22.39 | L | ---- | ---- | ---- | ---- |
| TXT Trials 125 | 98 - 06 | AB251417 | 13.77 | L | AB251417 | 13.77 | L | ---- | ---- | ---- | ---- |
| TXT Trials 125 | 07 - 12 | AB251484 | 18.14 | L | AB251417 | 13.77 | L | ---- | ---- | ---- | ---- |
| EC200 | 99 - 02 | AB251070 | 16.81 | L | AB251457 | 23.59 | L | ---- | ---- | ---- | ---- |
| EC200 | 03 | AB251070 | 16.81 | L | AB251458 | 22.39 | L | ---- | ---- | ---- | ---- |
| EC200 | 04 - 11 | AB251364 | 24.27 | L | AB251458 | 22.39 | L | ---- | ---- | ---- | ---- |
| TXT Trials 200 | 98 - 06 | AB251417 | 13.77 | L | AB251417 | 13.77 | L | ---- | ---- | ---- | ---- |
| TXT Trials 200 | 07 - 09 | AB251484 | 18.14 | L | AB251417 | 13.77 | L | ---- | ---- | ---- | ---- |
| EC250 | 96 - 02 | AB251070 | 16.81 | L | AB251457 | 23.59 | L | ---- | ---- | ---- | ---- |
| EC250 | 03 | AB251070 | 16.81 | L | AB251458 | 22.39 | L | ---- | ---- | ---- | ---- |
| EC250 | 04 - 13 | AB251364 | 24.27 | L | AB251458 | 22.39 | L | ---- | ---- | ---- | ---- |
| EC250 4T | 10 - 12 | AB251364 | 24.27 | L | AB251458 | 22.39 | L | ---- | ---- | ---- | ---- |
| MC250 | 99 - 02 | AB251070 | 16.81 | L | AB251457 | 23.59 | L | ---- | ---- | ---- | ---- |
| MC250 | 03 | AB251070 | 16.81 | L | AB251458 | 22.39 | L | ---- | ---- | ---- | ---- |
| MC250 | 04 - 09 | AB251364 | 24.27 | L | AB251458 | 22.39 | L | ---- | ---- | ---- | ---- |
| PAMPERA 250 | 02 - 05 | AB251135 | 8.41 | L | AB251135 | 8.41 | L | ---- | ---- | ---- | ---- |
| SM250 | 03 - 05 | AB251070 | 16.81 | L | AB251458 | 22.39 | L | ---- | ---- | ---- | ---- |
| TXT Trials 250 | 98 - 03 | AB251417 | 13.77 | L | AB251417 | 13.77 | L | ---- | ---- | ---- | ---- |
| TXT Trials 250 | 04 - 12 | AB251484 | 18.14 | L | AB251417 | 13.77 | L | ---- | ---- | ---- | ---- |
| PAMPERA 280 | 02 - 05 | AB251135 | 8.41 | L | AB251135 | 8.41 | L | ---- | ---- | ---- | ---- |
| TXT Trials 280 | 98 - 03 | AB251417 | 13.77 | L | AB251417 | 13.77 | L | ---- | ---- | ---- | ---- |
| TXT Trials 280 | 04 - 12 | AB251484 | 18.14 | L | AB251417 | 13.77 | L | ---- | ---- | ---- | ---- |
| EC300 | 99 - 02 | AB251070 | 16.81 | L | AB251457 | 23.59 | L | ---- | ---- | ---- | ---- |
| EC300 | 03 | AB251070 | 16.81 | L | AB251458 | 22.39 | L | ---- | ---- | ---- | ---- |
| EC300 | 04 - 13 | AB251364 | 24.27 | L | AB251458 | 22.39 | L | ---- | ---- | ---- | ---- |
| TXT Trials 300 | 98 - 02 | AB251417 | 13.77 | L | AB251417 | 13.77 | L | ---- | ---- | ---- | ---- |
| TXT Trials 300 | 04 - 13 | AB251484 | 18.14 | L | AB251417 | 13.77 | L | ---- | ---- | ---- | ---- |
| EC450FSE | 03 - 06 | AB251364 | 24.27 | L | AB251458 | 22.39 | L | ---- | ---- | ---- | ---- |
| EC450FSR | 07 - 09 | AB251364 | 24.27 | L | AB251458 | 22.39 | L | ---- | ---- | ---- | ---- |
| HALLEY 450 EH | 09 | AB251079 | 22.87 | L | ---- | ---- | ---- | ---- | ---- | ---- | ---- |
| HALLEY 450 SM | 09 | AB251079 | 22.87 | L | ---- | ---- | ---- | ---- | ---- | ---- | ---- |
| MC450FSR | 07 | AB251364 | 24.27 | L | AB251458 | 22.39 | L | ---- | ---- | ---- | ---- |
| PAMPERA 450 | 07 | AB251364 | 24.27 | L | AB251458 | 22.39 | L | ---- | ---- | ---- | ---- |
| SM450FSE | 04 - 05 | AB251364 | 24.27 | L | AB251458 | 22.39 | L | ---- | ---- | ---- | ---- |
| SM450FSR | 07 - 09 | AB251364 | 24.27 | L | AB251458 | 22.39 | L | ---- | ---- | ---- | ---- |
| HONDA | | | | | | | | | | | |
| CRF50F | 04 - 15 | AB251170 | 10.52 | L | AB251167 | 11.17 | L | ---- | ---- | ---- | ---- |
| CRM50R (EURO) | 92 | AB251069 | 13.74 | L | ---- | ---- | ---- | ---- | ---- | ---- | ---- |
| CRM50R (EURO) | 93 - 96 | AB251069 | 13.74 | L | AB251072 | 14.55 | L | ---- | ---- | ---- | ---- |



WHEEL BEARING KITS CONTINUED

| MODEL | YEARS | WHEEL BEARING KIT FRONT | | | WHEEL BEARING KIT REAR | | | WHEEL SPACER KIT FRONT | | | WHEEL SPACER KIT REAR | | |
|------------------------|---------|-------------------------|-------|---|------------------------|-------|---|------------------------|-------|---|-----------------------|-------|---|
| HONDA CONTINUED | | | | | | | | | | | | | |
| MR50 | 74 | ---- | | | AB251439 | 14.64 | L | ---- | | | ---- | | |
| MT50 (Euro) | 80 | AB251072 | 14.55 | L | ---- | | | ---- | | | ---- | | |
| MT50S (EURO) | 93 - 96 | AB251072 | 14.55 | L | AB251072 | 14.55 | L | ---- | | | ---- | | |
| XR50R | 00 - 03 | AB251170 | 10.52 | L | AB251167 | 11.17 | L | ---- | | | ---- | | |
| Z-50 | 69 - 78 | AB251172 | 9.49 | L | AB251167 | 11.17 | L | ---- | | | ---- | | |
| Z-50R | 79 - 93 | AB251172 | 9.49 | L | AB251167 | 11.17 | L | ---- | | | ---- | | |
| Z-50R | 94 - 99 | AB251172 | 9.49 | L | AB251172 | 9.49 | L | ---- | | | ---- | | |
| Z-50RD | 86 | AB251172 | 9.49 | L | AB251167 | 11.17 | L | ---- | | | ---- | | |
| CR60 | 83 - 84 | AB251027 | 11.30 | L | AB251191 | 10.18 | L | ---- | | | ---- | | |
| CRF70F | 04 - 12 | AB251027 | 11.30 | L | AB251191 | 10.18 | L | ---- | | | ---- | | |
| CT70 Trail | 69 - 94 | AB251072 | 14.55 | L | AB251300 | 12.62 | L | ---- | | | ---- | | |
| SL70 | 71 - 73 | AB251072 | 14.55 | L | AB251300 | 12.62 | L | ---- | | | ---- | | |
| XL70 | 76 | AB251072 | 14.55 | L | AB251300 | 12.62 | L | ---- | | | ---- | | |
| XR70R | 97 - 03 | AB251027 | 11.30 | L | AB251191 | 10.18 | L | ---- | | | ---- | | |
| CRM75R (EURO) | 89 - 94 | AB251069 | 13.74 | L | AB251072 | 14.55 | L | ---- | | | ---- | | |
| XL75 | 77 - 79 | AB251072 | 14.55 | L | AB251300 | 12.62 | L | ---- | | | ---- | | |
| XR75 | 73 - 78 | AB251072 | 14.55 | L | AB251300 | 12.62 | L | ---- | | | ---- | | |
| CR80 | 80 - 81 | AB251072 | 14.55 | L | AB251072 | 14.55 | L | ---- | | | ---- | | |
| CR80 | 82 | AB251072 | 14.55 | L | AB251191 | 10.18 | L | ---- | | | ---- | | |
| CR80 | 83 - 84 | AB251027 | 11.30 | L | AB251191 | 10.18 | L | ---- | | | ---- | | |
| CR80R | 85 | AB251027 | 11.30 | L | AB251191 | 10.18 | L | ---- | | | ---- | | |
| CR80R | 86 | AB251027 | 11.30 | L | AB251160 | 12.18 | L | 130001 | 15.47 | L | ---- | | |
| CR80R | 87 - 91 | AB251027 | 11.30 | L | AB251160 | 12.18 | L | 130001 | 15.47 | L | 130010 | 8.33 | L |
| CR80R | 92 - 95 | AB251027 | 11.30 | L | AB251160 | 12.18 | L | 130001 | 15.47 | L | 130011 | 16.11 | L |
| CR80R | 96 - 02 | AB251027 | 11.30 | L | AB251160 | 12.18 | L | 130001 | 15.47 | L | 130012 | 19.41 | L |
| CR80RB | 97 - 02 | AB251027 | 11.30 | L | AB251160 | 12.18 | L | 130001 | 15.47 | L | 130012 | 19.41 | L |
| CRF80F | 04 - 13 | AB251027 | 11.30 | L | AB251191 | 10.18 | L | ---- | | | ---- | | |
| XL80S | 80 - 85 | AB251072 | 14.55 | L | AB251300 | 12.62 | L | ---- | | | ---- | | |
| XR80 | 79 - 84 | AB251072 | 14.55 | L | AB251300 | 12.62 | L | ---- | | | ---- | | |
| XR80R | 85 - 03 | AB251027 | 11.30 | L | AB251191 | 10.18 | L | ---- | | | ---- | | |
| CR85R/RB | 03 - 07 | AB251027 | 11.30 | L | AB251160 | 12.18 | L | 130001 | 15.47 | L | 130012 | 19.41 | L |
| CT90 Trail | 66 - 79 | AB251072 | 14.55 | L | AB251304 | 21.36 | L | ---- | | | ---- | | |
| CRF100F | 04 - 13 | AB251027 | 11.30 | L | AB251191 | 10.18 | L | ---- | | | ---- | | |
| XL100 | 76 - 80 | AB251291 | 14.66 | L | AB251323 | 15.28 | L | ---- | | | ---- | | |
| XL100S | 79 - 80 | AB251291 | 14.66 | L | AB251323 | 15.28 | L | ---- | | | ---- | | |
| XL100S | 81 - 85 | AB251291 | 14.66 | L | AB251300 | 12.62 | L | ---- | | | ---- | | |
| XR100 | 81 - 84 | AB251072 | 14.55 | L | AB251300 | 12.62 | L | ---- | | | ---- | | |
| XR100R | 85 - 03 | AB251027 | 11.30 | L | AB251191 | 10.18 | L | ---- | | | ---- | | |
| CRF110F | 13 - 16 | AB251027 | 11.30 | L | AB251191 | 10.18 | L | ---- | | | ---- | | |
| CT 110 | 90 - 97 | ---- | | | AB251554 | 15.24 | L | ---- | | | ---- | | |
| CT110 Trail | 80 - 86 | AB251072 | 14.55 | L | AB251300 | 12.62 | L | ---- | | | ---- | | |
| CR125M | 74 - 78 | AB251072 | 14.55 | L | AB251306 | 13.86 | L | ---- | | | ---- | | |
| CR125R | 79 - 81 | AB251038 | 9.90 | L | AB251225 | 12.13 | L | ---- | | | ---- | | |
| CR125R | 82 | AB251119 | 13.49 | L | AB251113 | 17.52 | L | ---- | | | ---- | | |
| CR125R | 83 | AB251119 | 13.49 | L | AB251115 | 17.70 | L | ---- | | | ---- | | |
| CR125R | 84 | AB251073 | 16.70 | L | AB251115 | 17.70 | L | ---- | | | ---- | | |
| CR125R | 85 - 86 | AB251075 | 15.80 | L | AB251115 | 17.70 | L | ---- | | | ---- | | |
| CR125R | 87 | AB251075 | 15.80 | L | AB251241 | 17.90 | L | ---- | | | 130018 | 38.89 | L |
| CR125R | 88 | AB251075 | 15.80 | L | AB251241 | 17.90 | L | 130095 | 21.18 | L | 130013 | 38.04 | L |
| CR125R | 89 | AB251075 | 15.80 | L | AB251204 | 16.58 | L | 130095 | 21.18 | L | 130013 | 38.04 | L |
| CR125R | 90 - 91 | AB251075 | 15.80 | L | AB251202 | 19.89 | L | 130095 | 21.18 | L | 130013 | 38.04 | L |
| CR125R | 92 - 94 | AB251075 | 15.80 | L | AB251202 | 19.89 | L | 130002 | 24.53 | L | 130013 | 38.04 | L |
| CR125R | 95 | AB251081 | 22.87 | L | AB251202 | 19.89 | L | 130003 | 26.36 | L | 130014 | 38.04 | L |

- accessories
- body
- handlebar & grips
- cables & levers
- exhaust
- engine
- fuel & intake
- electrical & ignition
- clutch
- drive
- bearings**
- brakes
- steering & suspension
- tires
- tools & shop



WHEEL BEARING KITS CONTINUED

| MODEL | YEARS | WHEEL BEARING KIT FRONT | | | WHEEL BEARING KIT REAR | | | WHEEL SPACER KIT FRONT | | WHEEL SPACER KIT REAR | | | |
|-------------------------|---------|-------------------------|-------|---|------------------------|-------|---|------------------------|-------|-----------------------|--------|-------|---|
| HONDA CONTINUED | | | | | | | | | | | | | |
| CR125R | 96 - 99 | AB251081 | 22.87 | L | AB251202 | 19.89 | L | 130004 | 34.70 | L | 130014 | 38.04 | L |
| CR125R | 00 - 01 | AB251081 | 22.87 | L | AB251250 | 24.35 | L | 130004 | 34.70 | L | 130015 | 28.76 | L |
| CR125R | 02 - 07 | AB251081 | 22.87 | L | AB251250 | 24.35 | L | 130005 | 24.17 | L | 130015 | 28.76 | L |
| CRF125F | 14 - 16 | AB251027 | 11.30 | L | AB251191 | 10.18 | L | ---- | | | ---- | | |
| MT125 Elsinore | 74 - 76 | AB251072 | 14.55 | L | AB251323 | 15.28 | L | ---- | | | ---- | | |
| SL125 Moto Sport | 71 - 73 | AB251072 | 14.55 | L | AB251323 | 15.28 | L | ---- | | | ---- | | |
| TL125 | 73 - 76 | AB251072 | 14.55 | L | AB251323 | 15.28 | L | ---- | | | ---- | | |
| XL125 | 74 - 85 | AB251072 | 14.55 | L | AB251323 | 15.28 | L | ---- | | | ---- | | |
| XLR125 (Euro) | 98 | AB251069 | 13.74 | L | AB251206 | 17.71 | L | ---- | | | ---- | | |
| XR125L (Euro) | 04 - 11 | AB251597 | 20.99 | L | AB251206 | 17.71 | L | ---- | | | ---- | | |
| CRF150F | 03 - 16 | AB251421 | 14.81 | L | AB251422 | 13.89 | L | 130006 | 7.01 | L | 130016 | 6.22 | L |
| CRF150R/RB | 07 - 16 | AB251539 | 15.07 | L | AB251540 | 18.17 | L | ---- | | | ---- | | |
| MR175 Elsinore | 76 - 77 | AB251072 | 14.55 | L | AB251306 | 13.86 | L | ---- | | | ---- | | |
| SL175 | 70 - 71 | 133007 | 15.74 | L | 130701 | 21.11 | L | ---- | | | ---- | | |
| XL175 | 73 - 78 | 133007 | 15.74 | L | ---- | | | ---- | | | ---- | | |
| XL185S | 79 - 83 | AB251072 | 14.55 | L | AB251323 | 15.28 | L | ---- | | | ---- | | |
| XR185 | 79 | AB251072 | 14.55 | L | AB251323 | 15.28 | L | ---- | | | ---- | | |
| CTX200 | 02 - 11 | AB251120 | 12.31 | L | AB251583 | 12.99 | L | ---- | | | ---- | | |
| TLR200 Reflex | 86 - 87 | AB251072 | 14.55 | L | AB251191 | 10.18 | L | ---- | | | ---- | | |
| TR200 Fatcat | 86 - 87 | AB251317 | 17.31 | L | AB251323 | 15.28 | L | ---- | | | ---- | | |
| XL200R | 83 - 84 | AB251038 | 9.90 | L | AB251214 | 15.66 | L | ---- | | | ---- | | |
| XR200 | 80 - 84 | AB251072 | 14.55 | L | AB251323 | 15.28 | L | ---- | | | ---- | | |
| XR200R | 81 - 93 | AB251038 | 9.90 | L | AB251214 | 15.66 | L | ---- | | | ---- | | |
| XR200R | 94 - 02 | AB251038 | 9.90 | L | AB251214 | 15.66 | L | ---- | | | 130017 | 17.34 | L |
| CRF230F | 03 - 16 | AB251421 | 14.81 | L | AB251422 | 13.89 | L | 130006 | 7.01 | L | 130016 | 6.22 | L |
| CRF230L | 08 - 09 | AB251069 | 13.74 | L | AB251206 | 17.71 | L | 130008 | 14.97 | L | ---- | | |
| CRF230M | 09 | AB251069 | 13.74 | L | AB251206 | 17.71 | L | 130008 | 14.97 | L | ---- | | |
| CR250 | 73 - 76 | AB251319 | 14.65 | L | AB251261 | 17.48 | L | ---- | | | ---- | | |
| CR250R | 78 - 80 | AB251038 | 9.90 | L | AB251237 | 16.70 | L | ---- | | | ---- | | |
| CR250R | 81 | AB251119 | 13.49 | L | AB251237 | 16.70 | L | ---- | | | ---- | | |
| CR250R | 82 | AB251119 | 13.49 | L | AB251113 | 17.52 | L | ---- | | | ---- | | |
| CR250R | 83 | AB251119 | 13.49 | L | AB251115 | 17.70 | L | ---- | | | ---- | | |
| CR250R | 84 | AB251073 | 16.70 | L | AB251115 | 17.70 | L | ---- | | | ---- | | |
| CR250R | 85 - 86 | AB251075 | 15.80 | L | AB251115 | 17.70 | L | ---- | | | ---- | | |
| CR250R | 87 | AB251075 | 15.80 | L | AB251241 | 17.90 | L | ---- | | | 130018 | 38.89 | L |
| CR250R | 88 | AB251075 | 15.80 | L | AB251241 | 17.90 | L | 130095 | 21.18 | L | 130013 | 38.04 | L |
| CR250R | 89 | AB251075 | 15.80 | L | AB251203 | 34.09 | L | 130095 | 21.18 | L | 130013 | 38.04 | L |
| CR250R | 90 - 91 | AB251075 | 15.80 | L | AB251202 | 19.89 | L | 130095 | 21.18 | L | 130013 | 38.04 | L |
| CR250R | 92 - 94 | AB251075 | 15.80 | L | AB251202 | 19.89 | L | 130002 | 24.53 | L | 130013 | | |
| CR250R | 95 | AB251081 | 22.87 | L | AB251202 | 19.89 | L | 130003 | 26.36 | L | 130014 | 38.04 | L |
| CR250R | 96 - 99 | AB251081 | 22.87 | L | AB251202 | 19.89 | L | 130004 | 34.70 | L | 130014 | 38.04 | L |
| CR250R | 00 - 01 | AB251081 | 22.87 | L | AB251250 | 24.35 | L | 130004 | 34.70 | L | 130015 | 28.76 | L |
| CR250R | 02 - 07 | AB251081 | 22.87 | L | AB251250 | 24.35 | L | 130005 | 24.17 | L | 130015 | 28.76 | L |
| CRF250L | 13 - 15 | 132833 | 13.33 | L | AB251662 | 19.94 | L | ---- | | | ---- | | |
| CRF250R | 04 - 16 | AB251081 | 22.87 | L | AB251250 | 24.35 | L | 130005 | 24.17 | L | 130015 | 28.76 | L |
| CRF250X | 04 - 15 | AB251521 | 26.37 | L | AB251250 | 24.35 | L | 130007 | 9.78 | L | 130015 | 28.76 | L |
| CRM250AR (NOT US MODEL) | 96 - 99 | AB251076 | 14.70 | L | AB251206 | 17.71 | L | ---- | | | ---- | | |
| MR250 | 76 | AB251147 | 11.21 | L | AB251261 | 17.48 | L | ---- | | | ---- | | |
| MT250 | 74 - 76 | AB251147 | 11.21 | L | AB251261 | 17.48 | L | ---- | | | ---- | | |
| NX250 | 88 - 90 | AB251069 | 13.74 | L | AB251231 | 15.28 | L | ---- | | | ---- | | |
| TL250 | 75 - 76 | AB251291 | 14.66 | L | AB251147 | 11.21 | L | ---- | | | ---- | | |
| XL250 | 72 - 76 | AB251147 | 11.21 | L | AB251261 | 17.48 | L | ---- | | | ---- | | |



WHEEL BEARING KITS CONTINUED

| MODEL | YEARS | WHEEL BEARING KIT FRONT | | | WHEEL BEARING KIT REAR | | | WHEEL SPACER KIT FRONT | | WHEEL SPACER KIT REAR | |
|------------------------|---------|-------------------------|-------|---|------------------------|-------|---|------------------------|----------------|-----------------------|----------------|
| HONDA CONTINUED | | | | | | | | | | | |
| XL250R | 82 - 87 | AB251038 | 9.90 | L | AB251231 | 15.28 | L | ---- | ---- | | |
| XL250S | 78 - 81 | AB251038 | 9.90 | L | AB251214 | 15.66 | L | ---- | ---- | | |
| XR250 | 79 - 80 | AB251038 | 9.90 | L | AB251214 | 15.66 | L | ---- | ---- | | |
| XR250 TOR-NADO (EURO) | 01 - 02 | AB251069 | 13.74 | L | ---- | | | ---- | ---- | | |
| XR250L | 91 - 96 | AB251069 | 13.74 | L | AB251230 | 19.18 | L | ---- | ---- | | |
| XR250R | 81 - 82 | AB251120 | 12.31 | L | AB251214 | 15.66 | L | ---- | ---- | | |
| XR250R | 84 - 85 | AB251069 | 13.74 | L | AB251214 | 15.66 | L | 130008 | 14.97 | L | ---- |
| XR250R | 86 - 95 | AB251069 | 13.74 | L | AB251217 | 15.56 | L | 130008 | 14.97 | L | ---- |
| XR250R | 96 - 04 | AB251069 | 13.74 | L | AB251206 | 17.71 | L | 130008 | 14.97 | L | 130020 |
| XRE300 (SA) | 10 - 12 | AB251069 | 13.74 | L | AB251230 | 19.18 | L | ---- | ---- | | |
| SL350 | 70 | 133007 | 15.74 | L | 130706 | 18.17 | L | ---- | ---- | | |
| SL350K1 | 71 | 133007 | 15.74 | L | 130706 | 18.17 | L | ---- | ---- | | |
| SL350K2 | 72 | 133007 | 15.74 | L | 130706 | 18.17 | L | ---- | ---- | | |
| XL350 | 74 - 78 | AB251147 | 11.21 | L | AB251261 | 17.48 | L | ---- | ---- | | |
| XL350R | 84 - 85 | AB251069 | 13.74 | L | AB251231 | 15.28 | L | ---- | ---- | | |
| XR350R | 83 | AB251120 | 12.31 | L | AB251214 | 15.66 | L | ---- | ---- | | |
| XR350R | 84 | AB251069 | 13.74 | L | AB251214 | 15.66 | L | ---- | ---- | | |
| XR350R | 85 | AB251069 | 13.74 | L | AB251217 | 15.56 | L | ---- | ---- | | |
| XR400R | 96 - 04 | AB251076 | 14.70 | L | AB251206 | 17.71 | L | 130009 | 11.35 | L | 130020 29.36 L |
| CR450R | 81 | AB251119 | 13.49 | L | AB251237 | 16.70 | L | ---- | ---- | | |
| CRF450R | 02 - 16 | AB251081 | 22.87 | L | AB251250 | 24.35 | L | 130005 | 24.17 | L | 130015 28.76 L |
| CRF450X | 05 - 15 | AB251521 | 26.37 | L | AB251250 | 24.35 | L | 130007 | 9.78 | L | 130015 28.76 L |
| CR480R | 82 | AB251119 | 13.49 | L | AB251113 | 17.52 | L | ---- | ---- | | |
| CR480R | 83 | AB251119 | 13.49 | L | AB251115 | 17.70 | L | ---- | ---- | | |
| CR500R | 84 | AB251073 | 16.70 | L | AB251115 | 17.70 | L | ---- | ---- | | |
| CR500R | 85 - 86 | AB251075 | 15.80 | L | AB251115 | 17.70 | L | ---- | ---- | | |
| CR500R | 87 | AB251075 | 15.80 | L | AB251241 | 17.90 | L | ---- | 130018 38.89 L | | |
| CR500R | 88 | AB251075 | 15.80 | L | AB251241 | 17.90 | L | 130095 | 21.18 | L | 130013 38.04 L |
| CR500R | 89 | AB251075 | 15.80 | L | AB251203 | 34.09 | L | 130095 | 21.18 | L | 130013 38.04 L |
| CR500R | 90 - 91 | AB251075 | 15.80 | L | AB251202 | 19.89 | L | 130095 | 21.18 | L | 130013 38.04 L |
| CR500R | 92 - 94 | AB251075 | 15.80 | L | AB251202 | 19.89 | L | 130002 | 24.53 | L | 130013 38.04 L |
| CR500R | 95 | AB251081 | 22.87 | L | AB251202 | 19.89 | L | 130003 | 26.36 | L | 130013 38.04 L |
| CR500R | 96 - 01 | AB251081 | 22.87 | L | AB251202 | 19.89 | L | 130004 | 34.70 | L | 130013 38.04 L |
| NX500 (EURO) | 93 - 99 | AB251069 | 13.74 | L | AB251230 | 19.18 | L | ---- | ---- | | |
| XL500R | 82 | AB251120 | 12.31 | L | AB251231 | 15.28 | L | ---- | ---- | | |
| XL500S | 79 - 81 | AB251038 | 9.90 | L | AB251214 | 15.66 | L | ---- | ---- | | |
| XR500 | 79 - 80 | AB251038 | 9.90 | L | AB251214 | 15.66 | L | ---- | ---- | | |
| XR500R | 81 - 82 | AB251120 | 12.31 | L | AB251214 | 15.66 | L | ---- | ---- | | |
| XR500R | 83 - 84 | AB251069 | 13.74 | L | AB251214 | 15.66 | L | ---- | ---- | | |
| XL600R | 83 - 87 | AB251069 | 13.74 | L | AB251231 | 15.28 | L | ---- | ---- | | |
| XR600R | 85 - 92 | AB251069 | 13.74 | L | AB251217 | 15.56 | L | ---- | ---- | | |
| XR600R | 93 - 00 | AB251076 | 14.70 | L | AB251217 | 15.56 | L | ---- | ---- | | |
| FMX650 (Euro) | 05 - 06 | AB251596 | 14.51 | L | AB251230 | 19.18 | L | ---- | ---- | | |
| FX650 (Euro) | 99 - 00 | AB251069 | 13.74 | L | AB251230 | 19.18 | L | ---- | ---- | | |
| XR650L | 93 - 15 | AB251076 | 14.70 | L | AB251214 | 15.66 | L | ---- | 130021 36.58 L | | |
| XR650R | 00 - 07 | AB251076 | 14.70 | L | AB251113 | 17.52 | L | 130009 | 11.35 | L | 130022 32.10 L |
| HUSABERG | | | | | | | | | | | |
| FE250 | 13 - 14 | AB251402 | 24.32 | | AB251273 | 20.57 | L | 130087 | 26.23 | L | 130084 24.97 L |
| TE250 | 11 - 14 | AB251402 | 24.32 | | AB251273 | 20.57 | L | 130087 | 26.23 | L | 130084 24.97 L |
| TE300 | 11 - 14 | AB251402 | 24.32 | | AB251273 | 20.57 | L | 130087 | 26.23 | L | 130084 24.97 L |
| FE350 | 13 - 14 | AB251402 | 24.32 | | AB251273 | 20.57 | L | 130087 | 26.23 | L | 130084 24.97 L |

- accessories
- body
- handlebar & grips
- cables & levers
- exhaust
- engine
- fuel & intake
- electrical & ignition
- clutch
- drive
- bearings**
- brakes
- steering & suspension
- tires
- tools & shop



WHEEL BEARING KITS CONTINUED

| MODEL | YEARS | WHEEL BEARING KIT FRONT | | | WHEEL BEARING KIT REAR | | | WHEEL SPACER KIT FRONT | | WHEEL SPACER KIT REAR | | | |
|---------------------------|---------|-------------------------|-------|---|------------------------|-------|---|------------------------|-------|-----------------------|--------|-------|---|
| HUSABERG CONTINUED | | | | | | | | | | | | | |
| 390FE | 10 - 11 | AB251402 | 24.32 | L | AB251273 | 20.57 | L | 130087 | 26.23 | L | 130084 | 24.97 | L |
| 450FC | 04 - 05 | AB251402 | 24.32 | L | AB251273 | 20.57 | L | 130087 | 26.23 | L | 130084 | 24.97 | L |
| 450FE | 04 - 11 | AB251402 | 24.32 | L | AB251273 | 20.57 | L | 130087 | 26.23 | L | 130084 | 24.97 | L |
| 450FS | 04 | AB251402 | 24.32 | L | AB251283 | 62.02 | L | 130087 | 26.23 | L | ---- | | |
| 450FS-C | 05 - 06 | AB251402 | 24.32 | L | AB251273 | 20.57 | L | 130087 | 26.23 | L | 130084 | 24.97 | L |
| 450FS-E | 05 | AB251402 | 24.32 | L | AB251283 | 62.02 | L | 130087 | 26.23 | L | ---- | | |
| 450FS-E | 06 - 08 | AB251402 | 24.32 | L | AB251106 | 28.92 | L | 130087 | 26.23 | L | ---- | | |
| 450FX | 10 - 11 | AB251402 | 24.32 | L | AB251273 | 20.57 | L | 130087 | 26.23 | L | 130084 | 24.97 | L |
| FE450 | 14 | AB251402 | 24.32 | L | AB251273 | 20.57 | L | 130087 | 26.23 | L | 130084 | 24.97 | L |
| FE501 | 13 - 14 | AB251402 | 24.32 | L | AB251273 | 20.57 | L | 130087 | 26.23 | L | 130084 | 24.97 | L |
| 550FE | 07 - 08 | AB251402 | 24.32 | L | AB251273 | 20.57 | L | 130087 | 26.23 | L | 130084 | 24.97 | L |
| 550FS-E | 07 | AB251402 | 24.32 | L | AB251106 | 28.92 | L | 130087 | 26.23 | L | ---- | | |
| 570FE | 09 - 11 | AB251402 | 24.32 | L | AB251273 | 20.57 | L | 130087 | 26.23 | L | 130084 | 24.97 | L |
| 570FS | 10 - 11 | AB251402 | 24.32 | L | AB251273 | 20.57 | L | 130087 | 26.23 | L | 130084 | 24.97 | L |
| 650FC | 04 - 05 | AB251402 | 24.32 | L | AB251273 | 20.57 | L | 130087 | 26.23 | L | 130084 | 24.97 | L |
| 650FE | 04 - 08 | AB251402 | 24.32 | L | AB251273 | 20.57 | L | 130087 | 26.23 | L | 130084 | 24.97 | L |
| 650FS | 04 | AB251402 | 24.32 | L | AB251283 | 62.02 | L | 130087 | 26.23 | L | ---- | | |
| 650FS | 08 | AB251402 | 24.32 | L | AB251273 | 20.57 | L | 130087 | 26.23 | L | 130084 | 24.97 | L |
| 650FS-C | 05 - 06 | AB251402 | 24.32 | L | AB251273 | 20.57 | L | 130087 | 26.23 | L | 130084 | 24.97 | L |
| 650FS-E | 05 | AB251402 | 24.32 | L | AB251283 | 62.02 | L | 130087 | 26.23 | L | ---- | | |
| 650FS-E | 06 - 07 | AB251402 | 24.32 | L | AB251106 | 28.92 | L | 130087 | 26.23 | L | ---- | | |
| HUSQVARNA | | | | | | | | | | | | | |
| CR65 | 12 | AB251135 | 8.41 | | AB251348 | 13.89 | L | ---- | | | ---- | | |
| TC 85 | 14 - 15 | AB251406 | 24.32 | | AB251273 | 20.57 | L | 133951 | 32.50 | L | 130084 | 24.97 | L |
| CR125 | 93 | ---- | | | 132296 | 33.64 | L | ---- | | | ---- | | |
| CR125 | 96 - 98 | AB251417 | 13.77 | | AB251419 | 33.42 | L | ---- | | | ---- | | |
| CR125 | 99 | AB251417 | 13.77 | | AB251418 | 32.53 | L | ---- | | | ---- | | |
| CR125 | 00 | AB251426 | 18.49 | | AB251420 | 26.26 | L | ---- | | | ---- | | |
| CR125 | 01 - 13 | AB251415 | 24.27 | | AB251420 | 26.26 | L | ---- | | | ---- | | |
| SM125 | 98 | AB251417 | 13.77 | | AB251419 | 33.42 | L | ---- | | | ---- | | |
| TC 125 | 14 | AB251402 | 24.32 | | AB251273 | 20.57 | L | 130087 | 26.23 | L | 130084 | 24.97 | L |
| TC 125 | 15 | AB251402 | 24.32 | | AB251273 | 20.57 | L | 133010 | 25.97 | L | 130084 | 24.97 | L |
| TE 125 | 15 | AB251402 | 24.32 | | AB251273 | 20.57 | L | 130087 | 26.23 | L | 130084 | 24.97 | L |
| WMX 125 | 90 | AB251147 | 11.21 | | AB251550 | 42.97 | L | ---- | | | ---- | | |
| WR125 | 96 - 98 | AB251417 | 13.77 | | AB251419 | 33.42 | L | ---- | | | ---- | | |
| WR125 | 99 | AB251417 | 13.77 | | AB251418 | 32.53 | L | ---- | | | ---- | | |
| WR125 | 00 | AB251413 | 18.49 | | AB251420 | 26.26 | L | ---- | | | ---- | | |
| WR125 | 01 | AB251427 | 18.49 | | AB251420 | 26.26 | L | ---- | | | ---- | | |
| WR125 | 02 - 13 | AB251415 | 24.27 | | AB251420 | 26.26 | L | ---- | | | ---- | | |
| WRE125 | 95 | AB251147 | 11.21 | | 132296 | 33.64 | L | ---- | | | ---- | | |
| WXC-WXE 125 | 92 - 94 | AB251147 | 11.21 | | 132296 | 33.64 | L | ---- | | | ---- | | |
| WXC-WXE 125 | 95 | AB251417 | 13.77 | | 132296 | 33.64 | L | ---- | | | ---- | | |
| WXE125 | 90 | AB251147 | 11.21 | | ---- | | | ---- | | | ---- | | |
| WXE-WMX 125 | 91 | AB251147 | 11.21 | | 132296 | 33.64 | L | ---- | | | ---- | | |
| CR250 | 93 - 95 | ---- | | | 132296 | 33.64 | L | ---- | | | ---- | | |
| CR250 | 96 - 98 | AB251417 | 13.77 | | AB251419 | 33.42 | L | ---- | | | ---- | | |
| CR250 | 99 | AB251417 | 13.77 | | AB251418 | 32.53 | L | ---- | | | ---- | | |
| CR250 | 00 | AB251426 | 18.49 | | AB251420 | 26.26 | L | ---- | | | ---- | | |
| CR250 | 01 - 04 | AB251415 | 24.27 | | AB251420 | 26.26 | L | ---- | | | ---- | | |
| FC 250 | 14 | AB251402 | 24.32 | | AB251273 | 20.57 | L | 130087 | 26.23 | L | 130084 | 24.97 | L |
| FC 250 | 15 | AB251402 | 24.32 | | AB251273 | 20.57 | L | 133010 | 25.97 | L | 130084 | 24.97 | L |
| FE 250 | 14 - 15 | AB251402 | 24.32 | | AB251273 | 20.57 | L | 130087 | 26.23 | L | 130084 | 24.97 | L |



WHEEL BEARING KITS CONTINUED

| MODEL | YEARS | WHEEL BEARING KIT FRONT | | | WHEEL BEARING KIT REAR | | | WHEEL SPACER KIT FRONT | | | WHEEL SPACER KIT REAR | | |
|----------------------------|---------|-------------------------|-------|---|------------------------|-------|---|------------------------|-------|---|-----------------------|-------|---|
| HUSQVARNA CONTINUED | | | | | | | | | | | | | |
| TC 250 | 14 | AB251402 | 24.32 | L | AB251273 | 20.57 | L | 130087 | 26.23 | L | 130084 | 24.97 | L |
| TC 250 | 15 | AB251402 | 24.32 | L | AB251273 | 20.57 | L | 133010 | 25.97 | L | 130084 | 24.97 | L |
| TC250 | 03 - 11 | AB251415 | 24.27 | L | AB251420 | 26.26 | L | ---- | | | ---- | | |
| TC250 | 12 - 13 | 132834 | 26.99 | L | AB251420 | 26.26 | L | ---- | | | ---- | | |
| TE 250 | 14 - 15 | AB251402 | 24.32 | L | AB251273 | 20.57 | L | 130087 | 26.23 | L | 130084 | 24.97 | L |
| TE250 | 03 - 11 | AB251415 | 24.27 | L | AB251420 | 26.26 | L | ---- | | | ---- | | |
| TE250 | 12 - 13 | 132834 | 26.99 | L | AB251420 | 26.26 | L | ---- | | | ---- | | |
| TXC250 | 08 - 11 | AB251415 | 24.27 | L | AB251420 | 26.26 | L | ---- | | | ---- | | |
| TXC250 | 12 - 13 | 132834 | 26.99 | L | AB251420 | 26.26 | L | ---- | | | ---- | | |
| WMX250 | 90 | AB251147 | 11.21 | L | AB251550 | 42.97 | L | ---- | | | ---- | | |
| WR250 | 96 - 98 | AB251417 | 13.77 | L | AB251419 | 33.42 | L | ---- | | | ---- | | |
| WR250 | 99 | AB251417 | 13.77 | L | AB251418 | 32.53 | L | ---- | | | ---- | | |
| WR250 | 00 | AB251413 | 18.49 | L | AB251420 | 26.26 | L | ---- | | | ---- | | |
| WR250 | 01 | AB251427 | 18.49 | L | AB251420 | 26.26 | L | ---- | | | ---- | | |
| WR250 | 02 | AB251414 | 26.70 | L | AB251420 | 26.26 | L | ---- | | | ---- | | |
| WR250 | 03 - 13 | AB251415 | 24.27 | L | AB251420 | 26.26 | L | ---- | | | ---- | | |
| WXC-WXE 250 | 92 - 94 | AB251147 | 11.21 | L | 132296 | 33.64 | L | ---- | | | ---- | | |
| WXC-WXE 250 | 95 | AB251417 | 13.77 | L | 132296 | 33.64 | L | ---- | | | ---- | | |
| WXE250 | 90 | AB251147 | 11.21 | L | ---- | | | ---- | | | ---- | | |
| WXE-WMX 250 | 91 | AB251147 | 11.21 | L | 132296 | 33.64 | L | ---- | | | ---- | | |
| WXE260 | 91 | AB251147 | 11.21 | L | 132296 | 33.64 | L | ---- | | | ---- | | |
| TE 300 | 14 - 15 | AB251402 | 24.32 | L | AB251273 | 20.57 | L | 130087 | 26.23 | L | 130084 | 24.97 | L |
| WR300 | 08 - 13 | AB251415 | 24.27 | L | AB251420 | 26.26 | L | ---- | | | ---- | | |
| TE310 | 09 - 11 | AB251415 | 24.27 | L | AB251420 | 26.26 | L | ---- | | | ---- | | |
| TE310 | 12 - 13 | 132834 | 26.99 | L | AB251420 | 26.26 | L | ---- | | | ---- | | |
| TXC310 | 12 - 13 | 132834 | 26.99 | L | AB251420 | 26.26 | L | ---- | | | ---- | | |
| FC 350 | 14 | AB251402 | 24.32 | L | AB251273 | 20.57 | L | 130087 | 26.23 | L | 130084 | 24.97 | L |
| FC 350 | 15 | AB251402 | 24.32 | L | AB251273 | 20.57 | L | 133010 | 25.97 | L | 130084 | 24.97 | L |
| FE 350 | 14 - 15 | AB251402 | 24.32 | L | AB251273 | 20.57 | L | 130087 | 26.23 | L | 130084 | 24.97 | L |
| FE 350S | 15 | AB251402 | 24.32 | L | AB251273 | 20.57 | L | 130087 | 26.23 | L | 130084 | 24.97 | L |
| TE350 | 95 | AB251417 | 13.77 | L | 132296 | 33.64 | L | ---- | | | ---- | | |
| WXC-WXE 350 | 92 - 94 | AB251147 | 11.21 | L | 132296 | 33.64 | L | ---- | | | ---- | | |
| WXE350 | 91 | AB251147 | 11.21 | L | 132296 | 33.64 | L | ---- | | | ---- | | |
| CR360 | 93 | ---- | | | 132296 | 33.64 | L | ---- | | | ---- | | |
| WR360 | 96 - 98 | AB251417 | 13.77 | L | AB251419 | 33.42 | L | ---- | | | ---- | | |
| WR360 | 99 | AB251417 | 13.77 | L | AB251418 | 32.53 | L | ---- | | | ---- | | |
| WR360 | 00 | AB251413 | 18.49 | L | AB251420 | 26.26 | L | ---- | | | ---- | | |
| WR360 | 01 | AB251427 | 18.49 | L | AB251420 | 26.26 | L | ---- | | | ---- | | |
| WR360 | 02 | AB251414 | 26.70 | L | AB251420 | 26.26 | L | ---- | | | ---- | | |
| WXC-WXE 360 | 92 - 94 | AB251147 | 11.21 | L | 132296 | 33.64 | L | ---- | | | ---- | | |
| WXC-WXE 360 | 95 | AB251417 | 13.77 | L | 132296 | 33.64 | L | ---- | | | ---- | | |
| SM400R | 04 | AB251417 | 13.77 | L | AB251420 | 26.26 | L | ---- | | | ---- | | |
| TE400 | 01 | AB251413 | 18.49 | L | AB251420 | 26.26 | L | ---- | | | ---- | | |
| TE410 | 96 - 98 | AB251417 | 13.77 | L | AB251419 | 33.42 | L | ---- | | | ---- | | |
| TE410 | 99 | AB251417 | 13.77 | L | AB251418 | 32.53 | L | ---- | | | ---- | | |
| TE410 | 00 - 01 | AB251413 | 18.49 | L | AB251420 | 26.26 | L | ---- | | | ---- | | |
| FC 450 | 14 | AB251402 | 24.32 | L | AB251273 | 20.57 | L | 130087 | 26.23 | L | 130084 | 24.97 | L |
| FC 450 | 15 | AB251402 | 24.32 | L | AB251273 | 20.57 | L | 133010 | 25.97 | L | 131102 | 23.44 | L |
| FE 450 | 14 | AB251402 | 24.32 | L | AB251273 | 20.57 | L | 130087 | 26.23 | L | 130084 | 24.97 | L |
| SM450 | 10 | AB251415 | 24.27 | L | AB251420 | 26.26 | L | ---- | | | ---- | | |
| SM450R | 03 - 04 | AB251427 | 18.49 | L | AB251420 | 26.26 | L | ---- | | | ---- | | |
| SM450R | 05 - 09 | AB251415 | 24.27 | L | AB251420 | 26.26 | L | ---- | | | ---- | | |
| TC450 | 03 - 10 | AB251415 | 24.27 | L | AB251420 | 26.26 | L | ---- | | | ---- | | |

- accessories
- body
- handlebar & grips
- cables & levers
- exhaust
- engine
- fuel & intake
- electrical & ignition
- clutch
- drive
- bearings**
- brakes
- steering & suspension
- tires
- tools & shop



WHEEL BEARING KITS CONTINUED

| MODEL | YEARS | WHEEL BEARING KIT FRONT | | | WHEEL BEARING KIT REAR | | | WHEEL SPACER KIT FRONT | | WHEEL SPACER KIT REAR | |
|----------------------------|---------|-------------------------|-------|---|------------------------|-------|---|------------------------|-------|-----------------------|----------------|
| HUSQVARNA CONTINUED | | | | | | | | | | | |
| TE TC TXC 449 | 11 - 13 | 132834 | 26.99 | L | AB251420 | 26.26 | L | ---- | | ---- | |
| TE450 | 03 - 10 | AB251415 | 24.27 | L | AB251420 | 26.26 | L | ---- | | ---- | |
| TXC450 | 08 - 10 | AB251415 | 24.27 | L | AB251420 | 26.26 | L | ---- | | ---- | |
| FE 501 | 14 - 15 | AB251402 | 24.32 | L | AB251273 | 20.57 | L | 130087 | 26.23 | L | 130084 24.97 L |
| FE 501S | 15 | AB251402 | 24.32 | L | AB251273 | 20.57 | L | 130087 | 26.23 | L | 130084 24.97 L |
| SM510 | 10 | AB251415 | 24.27 | L | AB251420 | 26.26 | L | ---- | | ---- | |
| SM510R | 05 - 09 | AB251415 | 24.27 | L | AB251420 | 26.26 | L | ---- | | ---- | |
| TC510 | 90 | AB251147 | 11.21 | L | 132296 | 33.64 | L | ---- | | ---- | |
| TC510 | 05 - 09 | AB251415 | 24.27 | L | AB251420 | 26.26 | L | ---- | | ---- | |
| TE510 | 90 | AB251147 | 11.21 | L | 132296 | 33.64 | L | ---- | | ---- | |
| TE510 | 04 - 10 | AB251415 | 24.27 | L | AB251420 | 26.26 | L | ---- | | ---- | |
| TXC510 | 08 - 10 | AB251415 | 24.27 | L | AB251420 | 26.26 | L | ---- | | ---- | |
| TE TXC 511 | 12 - 13 | 132834 | 26.99 | L | AB251420 | 26.26 | L | ---- | | ---- | |
| SM530R | 09 | AB251415 | 24.27 | L | AB251420 | 26.26 | L | ---- | | ---- | |
| SMR570 | 01 | AB251413 | 18.49 | L | AB251420 | 26.26 | L | ---- | | ---- | |
| SMR570 | 02 - 03 | AB251417 | 13.77 | L | AB251420 | 26.26 | L | ---- | | ---- | |
| SMR570 | 04 | ---- | | | AB251420 | 26.26 | L | ---- | | ---- | |
| TC570 | 01 - 02 | AB251415 | 24.27 | L | AB251420 | 26.26 | L | ---- | | ---- | |
| TE570 | 01 | AB251413 | 18.49 | L | AB251420 | 26.26 | L | ---- | | ---- | |
| TE570 | 02 | AB251414 | 26.70 | L | AB251420 | 26.26 | L | ---- | | ---- | |
| TE570 | 03 | AB251417 | 13.77 | L | AB251420 | 26.26 | L | ---- | | ---- | |
| TE570 | 04 | ---- | | | AB251420 | 26.26 | L | ---- | | ---- | |
| SM610 | 01 | AB251413 | 18.49 | L | AB251420 | 26.26 | L | ---- | | ---- | |
| SM610 | 06 - 08 | AB251415 | 24.27 | L | AB251420 | 26.26 | L | ---- | | ---- | |
| SM-E610 | 98 | AB251417 | 13.77 | L | AB251419 | 33.42 | L | ---- | | ---- | |
| SM-E610 | 99 | AB251417 | 13.77 | L | AB251418 | 32.53 | L | ---- | | ---- | |
| SM-E610 | 00 - 01 | AB251413 | 18.49 | L | AB251535 | 56.30 | L | ---- | | ---- | |
| SMR610 | 00 - 01 | AB251413 | 18.49 | L | AB251420 | 26.26 | L | ---- | | ---- | |
| TC610 | 96 - 98 | AB251417 | 13.77 | L | AB251419 | 33.42 | L | ---- | | ---- | |
| TC610 | 99 | AB251417 | 13.77 | L | AB251418 | 32.53 | L | ---- | | ---- | |
| TC610 | 00 | AB251413 | 18.49 | L | AB251420 | 26.26 | L | ---- | | ---- | |
| TC610 | 01 | AB251415 | 24.27 | L | AB251420 | 26.26 | L | ---- | | ---- | |
| TE610 | 96 - 98 | AB251417 | 13.77 | L | AB251419 | 33.42 | L | ---- | | ---- | |
| TE610 | 99 | AB251417 | 13.77 | L | AB251418 | 32.53 | L | ---- | | ---- | |
| TE610 | 00 | AB251413 | 18.49 | L | AB251420 | 26.26 | L | ---- | | ---- | |
| TE610 | 01 | AB251416 | 16.20 | L | AB251420 | 26.26 | L | ---- | | ---- | |
| TE610 | 02 - 03 | AB251417 | 13.77 | L | AB251535 | 56.30 | L | ---- | | ---- | |
| TE610 | 06 - 08 | AB251415 | 24.27 | L | AB251420 | 26.26 | L | ---- | | ---- | |
| TE-E610 | 99 | AB251417 | 13.77 | L | AB251535 | 56.30 | L | ---- | | ---- | |
| TE-E610 | 00 | AB251413 | 18.49 | L | AB251535 | 56.30 | L | ---- | | ---- | |
| TE-E610 | 01 | AB251417 | 13.77 | L | AB251535 | 56.30 | L | ---- | | ---- | |
| WXC-WXE 610 | 93 | AB251147 | 11.21 | L | 132296 | 33.64 | L | ---- | | ---- | |
| WXC-WXE 610 | 94 - 95 | AB251417 | 13.77 | | 132296 | 33.64 | L | ---- | | ---- | |
| WXE-WMX 610 | 91 | AB251147 | 11.21 | L | 132296 | 33.64 | L | ---- | | ---- | |
| SMS630 | 10 - 11 | AB251415 | 24.27 | L | AB251420 | 26.26 | L | ---- | | ---- | |
| TE630 | 10 - 11 | AB251415 | 24.27 | L | AB251420 | 26.26 | L | ---- | | ---- | |
| KAWASAKI | | | | | | | | | | | |
| KDX50 | 03 - 06 | AB251040 | 10.19 | L | AB251040 | 10.19 | L | ---- | | ---- | |
| KX60 | 83 - 03 | AB251165 | 11.62 | L | AB251181 | 13.92 | L | 130023 | 8.80 | L | 130032 7.41 L |
| KX65 | 00 - 15 | AB251181 | 13.92 | L | AB251181 | 13.92 | L | 130024 | 13.86 | L | 130033 13.61 L |
| KV75 | 71 - 80 | AB251167 | 11.17 | L | AB251167 | 11.17 | L | ---- | | ---- | |
| KD80 | 75 - 87 | AB251164 | 19.93 | L | AB251292 | 14.90 | L | ---- | | ---- | |



WHEEL BEARING KITS CONTINUED

| MODEL | YEARS | WHEEL BEARING KIT FRONT | | | WHEEL BEARING KIT REAR | | | WHEEL SPACER KIT FRONT | | | WHEEL SPACER KIT REAR | | |
|---------------------------|---------|-------------------------|-------|---|------------------------|-------|---|------------------------|-------|--------|-----------------------|-------|---|
| KAWASAKI CONTINUED | | | | | | | | | | | | | |
| KD80 | 88 - 90 | AB251167 | 11.17 | L | AB251167 | 11.17 | L | ---- | ---- | ---- | ---- | ---- | |
| KDX80 | 80 - 83 | AB251165 | 11.62 | L | AB251176 | 16.39 | L | ---- | ---- | ---- | ---- | ---- | |
| KDX80 | 84 - 88 | AB251165 | 11.62 | L | AB251181 | 13.92 | L | ---- | ---- | ---- | ---- | ---- | |
| KX80 | 79 - 82 | AB251165 | 11.62 | L | AB251176 | 16.39 | L | ---- | ---- | ---- | ---- | ---- | |
| KX80 | 83 | AB251165 | 11.62 | L | AB251181 | 13.92 | L | ---- | ---- | ---- | ---- | ---- | |
| KX80 | 84 | AB251166 | 11.35 | L | AB251181 | 13.92 | L | ---- | ---- | 130034 | 30.17 | L | |
| KX80 | 85 | AB251166 | 11.35 | L | AB251181 | 13.92 | L | ---- | ---- | ---- | ---- | ---- | |
| KX80 | 86 - 87 | AB251177 | 8.70 | L | AB251179 | 15.31 | L | ---- | ---- | ---- | ---- | ---- | |
| KX80 | 88 | AB251177 | 8.70 | L | AB251171 | 13.89 | L | ---- | ---- | ---- | ---- | ---- | |
| KX80 | 89 - 97 | AB251177 | 8.70 | L | AB251171 | 13.89 | L | ---- | ---- | 130035 | 33.46 | L | |
| KX80 | 98 - 00 | AB251181 | 13.92 | L | AB251033 | 11.73 | L | 130025 | 22.93 | L | 130036 | 23.46 | L |
| KX80 Big Wheel | 92 - 94 | AB251177 | 8.70 | L | AB251171 | 13.89 | L | ---- | ---- | 130035 | 33.46 | L | |
| KX85 | 01 - 15 | AB251181 | 13.92 | L | AB251033 | 11.73 | L | 130025 | 22.93 | L | 130036 | 23.46 | L |
| KD100 | 76 - 79 | AB251164 | 19.93 | L | AB251292 | 14.90 | L | ---- | ---- | ---- | ---- | ---- | |
| KE100 | 76 - 01 | AB251164 | 19.93 | L | AB251176 | 16.39 | L | ---- | ---- | ---- | ---- | ---- | |
| KM100 | 76 - 81 | AB251164 | 19.93 | L | AB251292 | 14.90 | L | ---- | ---- | ---- | ---- | ---- | |
| KX100 | 95 - 96 | AB251177 | 8.70 | L | AB251171 | 13.89 | L | ---- | ---- | 130035 | 33.46 | L | |
| KX100 | 97 | AB251177 | 8.70 | L | AB251171 | 13.89 | L | 130025 | 22.93 | L | 130036 | 23.46 | L |
| KX100 | 98 - 15 | AB251181 | 13.92 | L | AB251033 | 11.73 | L | 130025 | 22.93 | L | 130036 | 23.46 | L |
| KLX110 | 02 - 16 | AB251165 | 11.62 | L | AB251400 | 16.99 | L | 130023 | 8.80 | L | 130037 | 6.36 | L |
| KLX110L | 10 - 16 | AB251165 | 11.62 | L | AB251400 | 16.99 | L | 130023 | 8.80 | L | 130037 | 6.36 | L |
| KD125 | 75 - 79 | AB251178 | 16.14 | L | AB251082 | 19.81 | L | ---- | ---- | ---- | ---- | ---- | |
| KE125 | 76 - 84 | AB251183 | 12.10 | L | AB251082 | 19.81 | L | ---- | ---- | ---- | ---- | ---- | |
| KLX125 | 03 - 06 | AB251166 | 11.35 | L | AB251517 | 14.99 | L | 130026 | 8.85 | L | 130038 | 8.98 | L |
| KLX125L | 03 - 06 | AB251439 | 14.64 | L | AB251517 | 14.99 | L | ---- | ---- | 130038 | 8.98 | L | |
| KX125 | 74 - 76 | AB251183 | 12.10 | L | AB251082 | 19.81 | L | ---- | ---- | ---- | ---- | ---- | |
| KX125 | 78 - 79 | AB251177 | 8.70 | L | AB251345 | 11.56 | L | ---- | ---- | ---- | ---- | ---- | |
| KX125 | 80 - 81 | AB251177 | 8.70 | L | AB251055 | 19.04 | L | ---- | ---- | ---- | ---- | ---- | |
| KX125 | 82 | AB251194 | 13.67 | L | AB251345 | 11.56 | L | ---- | ---- | ---- | ---- | ---- | |
| KX125 | 83 - 84 | AB251194 | 13.67 | L | AB251162 | 23.27 | L | ---- | ---- | ---- | ---- | ---- | |
| KX125 | 85 | AB251093 | 17.00 | L | AB251192 | 28.52 | L | ---- | ---- | ---- | ---- | ---- | |
| KX125 | 86 - 88 | AB251093 | 17.00 | L | AB251223 | 17.99 | L | ---- | ---- | ---- | ---- | ---- | |
| KX125 | 89 | AB251093 | 17.00 | L | AB251223 | 17.99 | L | ---- | ---- | 130039 | 33.27 | L | |
| KX125 | 90 - 92 | AB251093 | 17.00 | L | AB251223 | 17.99 | L | 130094 | 14.53 | L | 130040 | 33.27 | L |
| KX125 | 93 - 96 | AB251079 | 22.87 | L | AB251223 | 17.99 | L | 130027 | 14.01 | L | 130040 | 33.27 | L |
| KX125 | 97 - 98 | AB251079 | 22.87 | L | AB251224 | 19.02 | L | 130027 | 14.01 | L | 130041 | 32.54 | L |
| KX125 | 99 - 02 | AB251079 | 22.87 | L | AB251224 | 19.02 | L | 130028 | 20.47 | L | 130041 | 32.54 | L |
| KX125 | 03 | AB251079 | 22.87 | L | AB251406 | 24.32 | L | 130028 | 20.47 | L | 130042 | 31.95 | L |
| KX125 | 04 - 05 | AB251079 | 22.87 | L | AB251406 | 24.32 | L | 130029 | 13.61 | L | 130042 | 31.95 | L |
| KLX140 | 08 - 16 | AB251181 | 13.92 | L | AB251033 | 11.73 | L | ---- | ---- | ---- | ---- | ---- | |
| KLX140L | 08 - 16 | AB251181 | 13.92 | L | AB251033 | 11.73 | L | ---- | ---- | ---- | ---- | ---- | |
| KD175 | 76 - 79 | AB251178 | 16.14 | L | AB251082 | 19.81 | L | ---- | ---- | ---- | ---- | ---- | |
| KDX175 | 80 - 82 | AB251184 | 14.13 | L | AB251055 | 19.04 | L | ---- | ---- | ---- | ---- | ---- | |
| KE175 | 80 - 83 | AB251302 | 20.12 | L | AB251085 | 17.47 | L | ---- | ---- | ---- | ---- | ---- | |
| KDX200 | 83 - 85 | AB251143 | 7.49 | L | AB251162 | 23.27 | L | ---- | ---- | ---- | ---- | ---- | |
| KDX200 | 86 | AB251444 | 9.60 | L | AB251192 | 28.52 | L | ---- | ---- | ---- | ---- | ---- | |
| KDX200 | 87 - 88 | AB251444 | 9.60 | L | AB251192 | 28.52 | L | 130030 | 12.23 | L | ---- | ---- | |
| KDX200 | 89 - 06 | AB251444 | 9.60 | L | AB251223 | 17.99 | L | 130030 | 12.23 | L | 130039 | 33.27 | L |
| KDX220 | 97 - 05 | AB251444 | 9.60 | L | AB251223 | 17.99 | L | 130030 | 12.23 | L | 130039 | 33.27 | L |
| KDX250 | 80 - 82 | AB251147 | 11.21 | L | AB251346 | 14.26 | L | ---- | ---- | ---- | ---- | ---- | |
| KDX250 | 83 - 84 | AB251143 | 7.49 | L | AB251345 | 11.56 | L | ---- | ---- | ---- | ---- | ---- | |
| KDX250 | 91 - 94 | AB251444 | 9.60 | L | AB251223 | 17.99 | L | 130030 | 12.23 | L | 130039 | 33.27 | L |
| KE250 | 77 - 79 | AB251147 | 11.21 | L | AB251280 | 26.18 | L | ---- | ---- | ---- | ---- | ---- | |

- accessories
- body
- handlebar & grips
- cables & levers
- exhaust
- engine
- fuel & intake
- electrical & ignition
- clutch
- drive
- bearings**
- brakes
- steering & suspension
- tires
- tools & shop



WHEEL BEARING KITS CONTINUED

| MODEL | YEARS | WHEEL BEARING KIT FRONT | | | WHEEL BEARING KIT REAR | | | WHEEL SPACER KIT FRONT | | WHEEL SPACER KIT REAR | |
|---------------------------|---------|-------------------------|-------|---|------------------------|-------|---|------------------------|-------|-----------------------|----------------|
| KAWASAKI CONTINUED | | | | | | | | | | | |
| KL250 Super Sherpa | 00 - 10 | AB251143 | 7.49 | L | AB251529 | 22.03 | L | ---- | | ---- | |
| KLR250 | 85 - 05 | AB251195 | 16.64 | L | AB251055 | 19.04 | L | ---- | | ---- | |
| KLX250 | 79 - 80 | AB251177 | 8.70 | L | AB251053 | 9.79 | L | ---- | | ---- | |
| KLX250R | 94 - 96 | AB251444 | 9.60 | L | AB251223 | 17.99 | L | 130030 | 12.23 | L | 130039 33.27 L |
| KLX250S | 06 - 07 | AB251444 | 9.60 | L | AB251223 | 17.99 | L | 130030 | 12.23 | L | 130043 38.89 L |
| KLX250S | 09 - 14 | AB251444 | 9.60 | L | AB251223 | 17.99 | L | ---- | | | 130043 38.89 L |
| KLX250SF | 09 - 10 | AB251444 | 9.60 | L | AB251223 | 17.99 | L | ---- | | | 130043 38.89 L |
| KX250 | 74 - 75 | AB251173 | 10.99 | L | AB251197 | 9.46 | L | ---- | | | ---- |
| KX250 | 76 | AB251311 | 18.46 | L | AB251280 | 26.18 | L | ---- | | | ---- |
| KX250 | 78 - 81 | AB251147 | 11.21 | L | AB251065 | 15.40 | L | ---- | | | ---- |
| KX250 | 82 - 83 | AB251142 | 7.57 | L | AB251345 | 11.56 | L | ---- | | | ---- |
| KX250 | 84 | AB251194 | 13.67 | L | AB251345 | 11.56 | L | ---- | | | ---- |
| KX250 | 85 | AB251093 | 17.00 | L | AB251193 | 32.34 | L | ---- | | | ---- |
| KX250 | 86 - 88 | AB251093 | 17.00 | L | AB251223 | 17.99 | L | ---- | | | ---- |
| KX250 | 89 | AB251093 | 17.00 | L | AB251223 | 17.99 | L | ---- | | | 130039 33.27 L |
| KX250 | 90 - 92 | AB251093 | 17.00 | L | AB251223 | 17.99 | L | 130094 | 14.53 | L | 130040 33.27 L |
| KX250 | 93 - 96 | AB251079 | 22.87 | L | AB251223 | 17.99 | L | 130027 | 14.01 | L | 130040 33.27 L |
| KX250 | 97 - 98 | AB251079 | 22.87 | L | AB251224 | 19.02 | L | 130027 | 14.01 | L | 130041 32.54 L |
| KX250 | 99 - 02 | AB251079 | 22.87 | L | AB251224 | 19.02 | L | 130028 | 20.47 | L | 130041 32.54 L |
| KX250 | 03 | AB251079 | 22.87 | L | AB251406 | 24.32 | L | 130028 | 20.47 | L | 130042 31.95 L |
| KX250 | 04 - 05 | AB251079 | 22.87 | L | AB251406 | 24.32 | L | 130029 | 13.61 | L | 130042 31.95 L |
| KX250 | 06 - 07 | AB251079 | 22.87 | L | AB251406 | 24.32 | L | 130031 | 29.65 | L | 130042 31.95 L |
| KX250F | 04 - 05 | AB251079 | 22.87 | L | AB251406 | 24.32 | L | 130029 | 13.61 | L | 130042 31.95 L |
| KX250F | 06 - 16 | AB251079 | 22.87 | L | AB251406 | 24.32 | L | 130031 | 29.65 | L | 130042 31.95 L |
| KLX300(R) | 97 - 07 | AB251444 | 9.60 | L | AB251223 | 17.99 | L | 130030 | 12.23 | L | 130043 38.89 L |
| KDX400 | 79 - 80 | AB251147 | 11.21 | L | AB251346 | 14.26 | L | ---- | | | ---- |
| KLX400R | 03 - 04 | AB251079 | 22.87 | L | AB251117 | 23.45 | L | ---- | | | ---- |
| KLX400SR | 03 - 04 | AB251079 | 22.87 | L | AB251117 | 23.45 | L | ---- | | | ---- |
| KX400 | 75 - 76 | AB251311 | 18.46 | L | AB251280 | 26.18 | L | ---- | | | ---- |
| KDX420 | 81 | AB251147 | 11.21 | L | AB251346 | 14.26 | L | ---- | | | ---- |
| KX420 | 80 - 81 | AB251147 | 11.21 | L | AB251346 | 14.26 | L | ---- | | | ---- |
| KDX450 | 82 | AB251147 | 11.21 | L | AB251346 | 14.26 | L | ---- | | | ---- |
| KLX450R | 08 - 09 | AB251079 | 22.87 | L | AB251406 | 24.32 | L | 130096 | 14.38 | L | 130042 31.95 L |
| KX450F | 06 - 16 | AB251079 | 22.87 | L | AB251406 | 24.32 | L | 130031 | 29.65 | L | 130042 31.95 L |
| KX500 | 83 - 84 | AB251194 | 13.67 | L | AB251345 | 11.56 | L | ---- | | | ---- |
| KX500 | 85 | AB251093 | 17.00 | L | AB251193 | 32.34 | L | ---- | | | ---- |
| KX500 | 86 - 88 | AB251093 | 17.00 | L | AB251223 | 17.99 | L | ---- | | | ---- |
| KX500 | 89 | AB251093 | 17.00 | L | AB251223 | 17.99 | L | ---- | | | 130039 33.27 L |
| KX500 | 90 - 93 | AB251093 | 17.00 | L | AB251223 | 17.99 | L | 130094 | 14.53 | L | 130040 33.27 L |
| KX500 | 94 - 96 | AB251079 | 22.87 | L | AB251224 | 19.02 | L | 130027 | 14.01 | L | 130040 33.27 L |
| KX500 | 97 - 04 | AB251079 | 22.87 | L | AB251224 | 19.02 | L | 130027 | 14.01 | L | 130041 32.54 L |
| KL600 | 84 - 86 | AB251142 | 7.57 | L | AB251055 | 19.04 | L | ---- | | | ---- |
| KL650 A (KLR) | 87 - 07 | AB251195 | 16.64 | L | AB251056 | 13.86 | L | ---- | | | ---- |
| KL650 B (KLR) | 90 - 91 | AB251142 | 7.57 | L | AB251056 | 13.86 | L | ---- | | | ---- |
| KL650 E (KLR) | 08 - 15 | AB251195 | 16.64 | L | AB251056 | 13.86 | L | ---- | | | ---- |
| KLX650 C | 93 - 96 | AB251444 | 9.60 | L | AB251099 | 31.91 | L | 130030 | 12.23 | L | ---- |
| KLX650D1 | 96 | AB251444 | 9.60 | L | AB251223 | 17.99 | L | 130030 | 12.23 | L | 130043 38.89 L |
| KLX650R | 93 - 95 | AB251444 | 9.60 | L | AB251223 | 17.99 | L | 130030 | 12.23 | L | 130039 33.27 L |
| KLX650R | 96 | AB251444 | 9.60 | L | AB251223 | 17.99 | L | 130030 | 12.23 | L | 130043 38.89 L |
| KTM | | | | | | | | | | | |
| 50 SX | 06 - 11 | AB251143 | 7.49 | | AB251143 | 7.49 | L | ---- | | | ---- |



WHEEL BEARING KITS CONTINUED

| MODEL | YEARS | WHEEL BEARING KIT FRONT | | | WHEEL BEARING KIT REAR | | | WHEEL SPACER KIT FRONT | | | WHEEL SPACER KIT REAR | | |
|----------------------|---------|-------------------------|-------|---|------------------------|-------|---|------------------------|-------|---|-----------------------|-------|---|
| KTM CONTINUED | | | | | | | | | | | | | |
| 50 SX | 12 - 14 | AB251135 | 8.41 | L | AB251143 | 7.49 | L | ---- | | | | | |
| 50 SX | 15 - 16 | AB251135 | 8.41 | L | 133950 | 14.99 | L | ---- | | | | | |
| 50 SXS | 11 - 12 | AB251143 | 7.49 | L | AB251143 | 7.49 | L | ---- | | | | | |
| 50 SXS | 13 - 14 | AB251135 | 8.41 | L | AB251143 | 7.49 | L | ---- | | | | | |
| JR ADV 50 | 01 - 03 | AB251009 | 13.31 | L | AB251009 | 13.31 | L | ---- | | | | | |
| MINI ADV 50 | 97 - 07 | AB251009 | 13.31 | L | AB251009 | 13.31 | L | ---- | | | | | |
| SM 50 | 06 | AB251143 | 7.49 | L | AB251143 | 7.49 | L | ---- | | | | | |
| SR ADV 50 | 02 - 03 | AB251009 | 13.31 | L | AB251009 | 13.31 | L | ---- | | | | | |
| SR ADV 50 | 04 - 07 | AB251143 | 7.49 | L | AB251009 | 13.31 | L | ---- | | | | | |
| SX 50 Mini | 08 | AB251143 | 7.49 | L | AB251009 | 13.31 | L | ---- | | | | | |
| SX 50 Mini | 09 - 11 | AB251143 | 7.49 | L | AB251143 | 7.49 | L | ---- | | | | | |
| SX 50 Mini | 12 - 14 | AB251135 | 8.41 | L | AB251143 | 7.49 | L | ---- | | | | | |
| SX 50 Mini | 15 - 16 | AB251135 | 8.41 | L | 133950 | 14.99 | L | ---- | | | | | |
| SX PRO JR 50 | 98 - 01 | AB251009 | 13.31 | L | AB251009 | 13.31 | L | ---- | | | | | |
| SX PRO JR 50 | 02 - 08 | AB251143 | 7.49 | L | AB251009 | 13.31 | L | ---- | | | | | |
| SX PRO JR 50 | 09 | AB251143 | 7.49 | L | AB251143 | 7.49 | L | ---- | | | | | |
| SX PRO SR 50 | 98 - 99 | AB251009 | 13.31 | L | AB251009 | 13.31 | L | ---- | | | | | |
| SX PRO SR 50 | 02 - 03 | AB251143 | 7.49 | L | AB251009 | 13.31 | L | ---- | | | | | |
| SX PRO SR 50 | 04 - 05 | AB251143 | 7.49 | L | AB251143 | 7.49 | L | ---- | | | | | |
| SX SR 50 | 00 | AB251009 | 13.31 | L | AB251009 | 13.31 | L | ---- | | | | | |
| SXR PRO JR 50 | 97 | AB251009 | 13.31 | L | AB251009 | 13.31 | L | ---- | | | | | |
| SXR PRO SR 50 | 97 | AB251009 | 13.31 | L | AB251009 | 13.31 | L | ---- | | | | | |
| SX 60 | 98 - 00 | AB251135 | 8.41 | L | AB251348 | 13.89 | L | ---- | | | | | |
| SX 65 | 98 - 99 | AB251135 | 8.41 | L | AB251348 | 13.89 | L | ---- | | | | | |
| SX 65 | 00 - 16 | AB251135 | 8.41 | L | AB251345 | 11.56 | L | ---- | | | | | |
| SXS 65 | 13 - 14 | AB251135 | 8.41 | L | AB251345 | 11.56 | L | ---- | | | | | |
| XC 65 | 08 - 09 | AB251135 | 8.41 | L | AB251345 | 11.56 | L | ---- | | | | | |
| SX 85 | 03 - 11 | AB251063 | 14.70 | L | AB251273 | 20.57 | L | 130083 | 12.78 | L | 130084 | 24.97 | L |
| SX 85 | 12 - 16 | AB251406 | 24.32 | L | AB251273 | 20.57 | L | 133951 | 32.50 | L | 130084 | 24.97 | L |
| SXS 85 | 13 - 14 | AB251406 | 24.32 | L | AB251273 | 20.57 | L | 133951 | 32.50 | L | 130084 | 24.97 | L |
| XC 85 | 08 - 09 | AB251063 | 14.70 | L | AB251273 | 20.57 | L | 130083 | 12.78 | L | 130084 | 24.97 | L |
| SX 105 | 06 - 11 | AB251063 | 14.70 | L | AB251273 | 20.57 | L | 130083 | 12.78 | L | 130084 | 24.97 | L |
| XC 105 | 08 - 09 | AB251063 | 14.70 | L | AB251273 | 20.57 | L | 130083 | 12.78 | L | 130084 | 24.97 | L |
| EGS 125 | 93 - 99 | AB251061 | 15.84 | L | AB251273 | 20.57 | L | 130085 | 7.92 | L | 130084 | 24.97 | L |
| EXC 125 | 93 - 99 | AB251061 | 15.84 | L | AB251273 | 20.57 | L | 130085 | 7.92 | L | 130084 | 24.97 | L |
| EXC 125 | 00 - 02 | AB251080 | 25.49 | L | AB251273 | 20.57 | L | 130088 | 7.48 | L | 130084 | 24.97 | L |
| EXC 125 | 03 - 09 | AB251402 | 24.32 | L | AB251273 | 20.57 | L | 130087 | 26.23 | L | 130084 | 24.97 | L |
| EXE 125 | 00 - 01 | AB251080 | 25.49 | L | AB251273 | 20.57 | L | 130088 | 7.48 | L | 130084 | 24.97 | L |
| SX 125 | 93 | AB251063 | 14.70 | L | AB251273 | 20.57 | L | ---- | | | 130084 | 24.97 | L |
| SX 125 | 94 - 99 | AB251063 | 14.70 | L | AB251273 | 20.57 | L | 130086 | 15.12 | L | 130084 | 24.97 | L |
| SX 125 | 00 - 02 | AB251081 | 22.87 | L | AB251273 | 20.57 | L | 130089 | 14.50 | L | 130084 | 24.97 | L |
| SX 125 | 03 - 12 | AB251402 | 24.32 | L | AB251273 | 20.57 | L | 130087 | 26.23 | L | 130084 | 24.97 | L |
| SX 125 | 13 - 14 | AB251402 | 24.32 | L | AB251273 | 20.57 | L | 130087 | 26.23 | L | 131102 | 23.44 | L |
| SX 125 | 15 - 16 | AB251402 | 24.32 | L | AB251273 | 20.57 | L | 133010 | 25.97 | L | 131102 | 23.44 | L |
| SXS 125 | 04 | AB251402 | 24.32 | L | AB251273 | 20.57 | L | 130087 | 26.23 | L | 130084 | 24.97 | L |
| SX 144 | 07 - 08 | AB251402 | 24.32 | L | AB251273 | 20.57 | L | 130087 | 26.23 | L | 130084 | 24.97 | L |
| SX 150 | 09 - 12 | AB251402 | 24.32 | L | AB251273 | 20.57 | L | 130087 | 26.23 | L | 130084 | 24.97 | L |
| SX 150 | 13 - 14 | AB251402 | 24.32 | L | AB251273 | 20.57 | L | 130087 | 26.23 | L | 131102 | 23.44 | L |
| SX 150 | 15 - 16 | AB251402 | 24.32 | L | AB251273 | 20.57 | L | 133010 | 25.97 | L | 131102 | 23.44 | L |
| XC 150 | 10 - 12 | AB251402 | 24.32 | L | AB251273 | 20.57 | L | 130087 | 26.23 | L | 130084 | 24.97 | L |
| XC 150 | 13 - 14 | AB251402 | 24.32 | L | AB251273 | 20.57 | L | 130087 | 26.23 | L | 131102 | 23.44 | L |
| EGS 200 | 98 - 99 | AB251061 | 15.84 | L | AB251273 | 20.57 | L | 130085 | 7.92 | L | 130084 | 24.97 | L |
| EXC 200 | 98 - 99 | AB251061 | 15.84 | L | AB251273 | 20.57 | L | 130085 | 7.92 | L | 130084 | 24.97 | L |

- accessories
- body
- handlebar & grips
- cables & levers
- exhaust
- engine
- fuel & intake
- electrical & ignition
- clutch
- drive
- bearings**
- brakes
- steering & suspension
- tires
- tools & shop



WHEEL BEARING KITS CONTINUED

| MODEL | YEARS | WHEEL BEARING KIT FRONT | | | WHEEL BEARING KIT REAR | | | WHEEL SPACER KIT FRONT | | WHEEL SPACER KIT REAR | | | |
|-------------------------------|---------|-------------------------|-------|---|------------------------|-------|---|------------------------|-------|-----------------------|--------|-------|---|
| KTM CONTINUED | | | | | | | | | | | | | |
| EXC 200 | 00 - 02 | AB251080 | 25.49 | L | AB251273 | 20.57 | L | 130088 | 7.48 | L | 130084 | 24.97 | L |
| EXC 200 | 03 - 05 | AB251402 | 24.32 | L | AB251273 | 20.57 | L | 130087 | 26.23 | L | 130084 | 24.97 | L |
| MXC 200 | 98 - 99 | AB251061 | 15.84 | L | AB251273 | 20.57 | L | 130091 | 11.67 | L | 130084 | 24.97 | L |
| MXC 200 | 00 - 02 | AB251080 | 25.49 | L | AB251273 | 20.57 | L | 130090 | 10.80 | L | 130084 | 24.97 | L |
| MXC 200 | 03 | AB251402 | 24.32 | L | AB251273 | 20.57 | L | 130087 | 26.23 | L | 130084 | 24.97 | L |
| SX 200 | 00 - 02 | AB251081 | 22.87 | L | AB251273 | 20.57 | L | 130089 | 14.50 | L | 130084 | 24.97 | L |
| SX 200 | 03 - 04 | AB251402 | 24.32 | L | AB251273 | 20.57 | L | 130087 | 26.23 | L | 130084 | 24.97 | L |
| XC 200 | 06 - 09 | AB251402 | 24.32 | L | AB251273 | 20.57 | L | 130087 | 26.23 | L | 130084 | 24.97 | L |
| XC-W 200 | 06 - 15 | AB251402 | 24.32 | L | AB251273 | 20.57 | L | 130087 | 26.23 | L | 130084 | 24.97 | L |
| XC-W 200 | 16 | AB251402 | 24.32 | L | AB251273 | 20.57 | L | 133010 | 25.97 | L | 130084 | 24.97 | L |
| 250 SX-F FAC-
TORY EDITION | 15 | AB251402 | 24.32 | L | AB251273 | 20.57 | L | 133010 | 25.97 | L | 131102 | 23.44 | L |
| EGS 250 | 94 - 99 | AB251061 | 15.84 | L | AB251273 | 20.57 | L | 130085 | 7.92 | L | 130084 | 24.97 | L |
| EXC 250 | 94 - 99 | AB251061 | 15.84 | L | AB251273 | 20.57 | L | 130085 | 7.92 | L | 130084 | 24.97 | L |
| EXC 250 | 00 - 02 | AB251080 | 25.49 | L | AB251273 | 20.57 | L | 130088 | 7.48 | L | 130084 | 24.97 | L |
| EXC 250 | 03 - 05 | AB251402 | 24.32 | L | AB251273 | 20.57 | L | 130087 | 26.23 | L | 130084 | 24.97 | L |
| EXC-G 250
Racing | 02 | AB251080 | 25.49 | L | AB251273 | 20.57 | L | 130088 | 7.48 | L | 130084 | 24.97 | L |
| EXC-G 250
Racing | 03 - 05 | AB251402 | 24.32 | L | AB251273 | 20.57 | L | 130087 | 26.23 | L | 130084 | 24.97 | L |
| FREERIDE 250 R | 15 - 16 | AB251406 | 24.32 | L | AB251273 | 20.57 | L | 133951 | 32.50 | L | 130084 | 24.97 | L |
| MXC 250 | 98 - 99 | AB251061 | 15.84 | L | AB251273 | 20.57 | L | 130091 | 11.67 | L | 130084 | 24.97 | L |
| MXC 250 | 00 - 01 | AB251080 | 25.49 | L | AB251273 | 20.57 | L | 130090 | 10.80 | L | 130084 | 24.97 | L |
| SX 250 | 94 - 99 | AB251063 | 14.70 | L | AB251273 | 20.57 | L | 130086 | 15.12 | L | 130084 | 24.97 | L |
| SX 250 | 00 - 02 | AB251081 | 22.87 | L | AB251273 | 20.57 | L | 130089 | 14.50 | L | 130084 | 24.97 | L |
| SX 250 | 03 - 12 | AB251402 | 24.32 | L | AB251273 | 20.57 | L | 130087 | 26.23 | L | 130084 | 24.97 | L |
| SX 250 | 13 - 14 | AB251402 | 24.32 | L | AB251273 | 20.57 | L | 130087 | 26.23 | L | 131102 | 23.44 | L |
| SX 250 | 15 - 16 | AB251402 | 24.32 | L | AB251273 | 20.57 | L | 133010 | 25.97 | L | 131102 | 23.44 | L |
| SX-F 250 | 05 - 12 | AB251402 | 24.32 | L | AB251273 | 20.57 | L | 130087 | 26.23 | L | 130084 | 24.97 | L |
| SX-F 250 | 13 - 14 | AB251402 | 24.32 | L | AB251273 | 20.57 | L | 130087 | 26.23 | L | 131102 | 23.44 | L |
| SX-F 250 | 15 - 16 | AB251402 | 24.32 | L | AB251273 | 20.57 | L | 133010 | 25.97 | L | 131102 | 23.44 | L |
| SXS 250 | 01 | AB251081 | 22.87 | L | AB251273 | 20.57 | L | 130089 | 14.50 | L | 130084 | 24.97 | L |
| SXS 250 | 03 - 04 | AB251402 | 24.32 | L | AB251273 | 20.57 | L | 130087 | 26.23 | L | 130084 | 24.97 | L |
| XC 250 | 06 - 12 | AB251402 | 24.32 | L | AB251273 | 20.57 | L | 130087 | 26.23 | L | 130084 | 24.97 | L |
| XC 250 | 13 - 14 | AB251402 | 24.32 | L | AB251273 | 20.57 | L | 130087 | 26.23 | L | 131102 | 23.44 | L |
| XC 250 | 15 - 16 | AB251402 | 24.32 | L | AB251273 | 20.57 | L | 133010 | 25.97 | L | 131102 | 23.44 | L |
| XC-F 250 | 07 - 12 | AB251402 | 24.32 | L | AB251273 | 20.57 | L | 130087 | 26.23 | L | 130084 | 24.97 | L |
| XC-F 250 | 13 - 14 | AB251402 | 24.32 | L | AB251273 | 20.57 | L | 130087 | 26.23 | L | 131102 | 23.44 | L |
| XC-F 250 | 15 - 16 | AB251402 | 24.32 | L | AB251273 | 20.57 | L | 133010 | 25.97 | L | 131102 | 23.44 | L |
| XC-FW 250 | 07 - 15 | AB251402 | 24.32 | L | AB251273 | 20.57 | L | 130087 | 26.23 | L | 130084 | 24.97 | L |
| XC-FW 250 | 16 | AB251402 | 24.32 | L | AB251273 | 20.57 | L | 133010 | 25.97 | L | 130084 | 24.97 | L |
| XC-W 250 | 06 - 16 | AB251402 | 24.32 | L | AB251273 | 20.57 | L | 130087 | 26.23 | L | 130084 | 24.97 | L |
| EGS 300 | 94 - 99 | AB251061 | 15.84 | L | AB251273 | 20.57 | L | 130085 | 7.92 | L | 130084 | 24.97 | L |
| EXC 300 | 94 - 99 | AB251061 | 15.84 | L | AB251273 | 20.57 | L | 130085 | 7.92 | L | 130084 | 24.97 | L |
| EXC 300 | 00 - 02 | AB251080 | 25.49 | L | AB251273 | 20.57 | L | 130088 | 7.48 | L | 130084 | 24.97 | L |
| EXC 300 | 03 - 05 | AB251402 | 24.32 | L | AB251273 | 20.57 | L | 130087 | 26.23 | L | 130084 | 24.97 | L |
| MXC 300 | 94 | AB251061 | 15.84 | L | AB251273 | 20.57 | L | 130086 | 15.12 | L | 130084 | 24.97 | L |
| MXC 300 | 96 | AB251061 | 15.84 | L | AB251273 | 20.57 | L | ---- | | | 130084 | 24.97 | L |
| MXC 300 | 97 - 99 | AB251061 | 15.84 | L | AB251273 | 20.57 | L | 130091 | 11.67 | L | 130084 | 24.97 | L |
| MXC 300 | 00 - 02 | AB251080 | 25.49 | L | AB251273 | 20.57 | L | 130090 | 10.80 | L | 130084 | 24.97 | L |
| MXC 300 | 03 - 05 | AB251402 | 24.32 | L | AB251273 | 20.57 | L | 130087 | 26.23 | L | 130084 | 24.97 | L |
| SX 300 | 94 | AB251063 | 14.70 | L | AB251273 | 20.57 | L | 130086 | 15.12 | L | 130084 | 24.97 | L |
| XC 300 | 06 - 12 | AB251402 | 24.32 | L | AB251273 | 20.57 | L | 130087 | 26.23 | L | 130084 | 24.97 | L |
| XC 300 | 13 - 14 | AB251402 | 24.32 | L | AB251273 | 20.57 | L | 130087 | 26.23 | L | 131102 | 23.44 | L |



WHEEL BEARING KITS CONTINUED

| MODEL | YEARS | WHEEL BEARING KIT FRONT | | | WHEEL BEARING KIT REAR | | | WHEEL SPACER KIT FRONT | | | WHEEL SPACER KIT REAR | | |
|----------------------|---------|-------------------------|-------|---|------------------------|-------|---|------------------------|-------|---|-----------------------|-------|---|
| KTM CONTINUED | | | | | | | | | | | | | |
| XC 300 | 15 - 16 | AB251402 | 24.32 | L | AB251273 | 20.57 | L | 133010 | 25.97 | L | 131102 | 23.44 | L |
| XC-W 300 | 06 - 16 | AB251402 | 24.32 | L | AB251273 | 20.57 | L | 130087 | 26.23 | L | 130084 | 24.97 | L |
| XC-W 300 SIX DAYS | 15 | AB251402 | 24.32 | L | AB251273 | 20.57 | L | 130087 | 26.23 | L | 130084 | 24.97 | L |
| EXC-F 350 | 13 - 15 | AB251402 | 24.32 | L | AB251273 | 20.57 | L | 130087 | 26.23 | L | 130084 | 24.97 | L |
| EXC-F 350 | 16 | AB251402 | 24.32 | L | AB251273 | 20.57 | L | 133010 | 25.97 | L | 130084 | 24.97 | L |
| FREERIDE 350 (EURO) | 15 | AB251406 | 24.32 | L | AB251273 | 20.57 | L | 133951 | 32.50 | L | 130084 | 24.97 | L |
| LC4 350 | 94 - 95 | AB251061 | 15.84 | L | AB251283 | 62.02 | L | ---- | | | ---- | | |
| SX-F 350 | 11 - 12 | AB251402 | 24.32 | L | AB251273 | 20.57 | L | 130087 | 26.23 | L | 130084 | 24.97 | L |
| SX-F 350 | 13 - 14 | AB251402 | 24.32 | L | AB251273 | 20.57 | L | 130087 | 26.23 | L | 131102 | 23.44 | L |
| SX-F 350 | 15 - 16 | AB251402 | 24.32 | L | AB251273 | 20.57 | L | 133010 | 25.97 | L | 131102 | 23.44 | L |
| XC-F 350 | 11 - 12 | AB251402 | 24.32 | L | AB251273 | 20.57 | L | 130087 | 26.23 | L | 130084 | 24.97 | L |
| XC-F 350 | 13 - 14 | AB251402 | 24.32 | L | AB251273 | 20.57 | L | 130087 | 26.23 | L | 131102 | 23.44 | L |
| XC-F 350 | 15 - 16 | AB251402 | 24.32 | L | AB251273 | 20.57 | L | 133010 | 25.97 | L | 131102 | 23.44 | L |
| XC-FW 350 | 12 - 15 | AB251402 | 24.32 | L | AB251273 | 20.57 | L | 130087 | 26.23 | L | 130084 | 24.97 | L |
| XC-FW 350 | 16 | AB251402 | 24.32 | L | AB251273 | 20.57 | L | 133010 | 25.97 | L | 130084 | 24.97 | L |
| XC-FW 350 SIX DAYS | 15 | AB251402 | 24.32 | L | AB251273 | 20.57 | L | 130087 | 26.23 | L | 130084 | 24.97 | L |
| EGS 360 | 96 - 97 | AB251061 | 15.84 | L | AB251273 | 20.57 | L | 130085 | 7.92 | L | 130084 | 24.97 | L |
| EXC 360 | 96 - 97 | AB251061 | 15.84 | L | AB251273 | 20.57 | L | 130085 | 7.92 | L | 130084 | 24.97 | L |
| MXC 360 | 96 - 97 | AB251061 | 15.84 | L | AB251273 | 20.57 | L | 130091 | 11.67 | L | 130084 | 24.97 | L |
| SX 360 | 96 - 97 | AB251063 | 14.70 | L | AB251273 | 20.57 | L | 130086 | 15.12 | L | 130084 | 24.97 | L |
| EGS 380 | 98 - 99 | AB251061 | 15.84 | L | AB251273 | 20.57 | L | 130085 | 7.92 | L | 130084 | 24.97 | L |
| EXC 380 | 98 - 99 | AB251061 | 15.84 | L | AB251273 | 20.57 | L | 130085 | 7.92 | L | 130084 | 24.97 | L |
| EXC 380 | 00 - 02 | AB251080 | 25.49 | L | AB251273 | 20.57 | L | 130088 | 7.48 | L | 130084 | 24.97 | L |
| MXC 380 | 98 | AB251061 | 15.84 | L | AB251273 | 20.57 | L | 130091 | 11.67 | L | 130084 | 24.97 | L |
| MXC 380 | 99 | AB251069 | 13.74 | L | AB251273 | 20.57 | L | 130091 | 11.67 | L | 130084 | 24.97 | L |
| MXC 380 | 00 - 01 | AB251080 | 25.49 | L | AB251273 | 20.57 | L | 130090 | 10.80 | L | 130084 | 24.97 | L |
| SX 380 | 98 - 99 | AB251063 | 14.70 | L | AB251273 | 20.57 | L | 130086 | 15.12 | L | 130084 | 24.97 | L |
| SX 380 | 00 - 02 | AB251081 | 22.87 | L | AB251273 | 20.57 | L | 130089 | 14.50 | L | 130084 | 24.97 | L |
| Comp. 400 | 95 - 99 | AB251061 | 15.84 | L | AB251283 | 62.02 | L | ---- | | | ---- | | |
| DUKE 400 | 94 - 95 | AB251061 | 15.84 | L | AB251283 | 62.02 | L | ---- | | | ---- | | |
| EGS 400 | 94 | AB251061 | 15.84 | L | AB251283 | 62.02 | L | ---- | | | ---- | | |
| EGS 400 | 96 - 97 | AB251061 | 15.84 | L | AB251283 | 62.02 | L | 130085 | 7.92 | L | 130092 | 25.49 | L |
| EGS-E 400 | 97 | AB251061 | 15.84 | L | AB251283 | 62.02 | L | 130085 | 7.92 | L | 130092 | 25.49 | L |
| EXC 400 | 94 | AB251061 | 15.84 | L | AB251283 | 62.02 | L | 130085 | 7.92 | L | 130084 | 24.97 | L |
| EXC 400 | 96 | AB251061 | 15.84 | L | AB251283 | 62.02 | L | 130085 | 7.92 | L | ---- | | |
| EXC 400 | 00 - 02 | AB251080 | 25.49 | L | AB251273 | 20.57 | L | 130088 | 7.48 | L | 130084 | 24.97 | L |
| EXC-G 400 | 04 - 06 | AB251402 | 24.32 | L | AB251273 | 20.57 | L | 130087 | 26.23 | L | 130084 | 24.97 | L |
| LC4 400 | 98 - 99 | AB251061 | 15.84 | L | AB251283 | 62.02 | L | 130085 | 7.92 | L | 130092 | 25.49 | L |
| LC4-E 400 | 00 | AB251061 | 15.84 | L | AB251283 | 62.02 | L | 130088 | 7.48 | L | 130092 | 25.49 | L |
| LC4-E 400 | 01 | AB251080 | 25.49 | L | AB251283 | 62.02 | L | 130088 | 7.48 | L | 130092 | 25.49 | L |
| LSE 400 | 97 | AB251061 | 15.84 | L | AB251283 | 62.02 | L | 130085 | 7.92 | L | 130092 | 25.49 | L |
| MXC 400 | 01 - 02 | AB251080 | 25.49 | L | AB251273 | 20.57 | L | 130090 | 10.80 | L | 130084 | 24.97 | L |
| RXC 400 | 95 - 98 | AB251061 | 15.84 | L | AB251283 | 62.02 | L | 130085 | 7.92 | L | ---- | | |
| SC 400 | 00 | AB251080 | 25.49 | L | AB251273 | 20.57 | L | ---- | | | 130084 | 24.97 | L |
| SX 400 | 98 - 99 | AB251063 | 14.70 | L | AB251273 | 20.57 | L | ---- | | | 130084 | 24.97 | L |
| SX 400 | 00 - 02 | AB251081 | 22.87 | L | AB251273 | 20.57 | L | 130089 | 14.50 | L | 130084 | 24.97 | L |
| SXC 400 | 97 | AB251061 | 15.84 | L | AB251273 | 20.57 | L | 130085 | 7.92 | L | 130084 | 24.97 | L |
| SXC 400 | 00 | AB251061 | 15.84 | L | AB251273 | 20.57 | L | 130091 | 11.67 | L | 130084 | 24.97 | L |
| TXC 400 | 98 | AB251063 | 14.70 | L | AB251273 | 20.57 | L | 130086 | 15.12 | L | 130084 | 24.97 | L |
| XC-W 400 | 07 | AB251402 | 24.32 | L | AB251273 | 20.57 | L | 130089 | 14.50 | L | 130084 | 24.97 | L |

- accessories
- body
- handlebar & grips
- cables & levers
- exhaust
- engine
- fuel & intake
- electrical & ignition
- clutch
- drive
- bearings**
- brakes
- steering & suspension
- tires
- tools & shop



WHEEL BEARING KITS CONTINUED

| MODEL | YEARS | WHEEL BEARING KIT FRONT | | WHEEL BEARING KIT REAR | | | WHEEL SPACER KIT FRONT | | WHEEL SPACER KIT REAR | | | |
|--------------------------|---------|-------------------------|-------|------------------------|-------|---|------------------------|-------|-----------------------|--------|-------|---|
| KTM CONTINUED | | | | | | | | | | | | |
| XC-W 400 | 09 - 10 | AB251402 | 24.32 | AB251273 | 20.57 | L | 130087 | 26.23 | L | 130084 | 24.97 | L |
| EXC 440 | 94 - 95 | AB251061 | 15.84 | AB251273 | 20.57 | L | 130085 | 7.92 | L | 130084 | 24.97 | L |
| MXC 440 | 94 | AB251063 | 14.70 | AB251273 | 20.57 | L | 130086 | 15.12 | L | 130084 | 24.97 | L |
| SX 440 | 94 | AB251063 | 14.70 | AB251273 | 20.57 | L | 130086 | 15.12 | L | 130084 | 24.97 | L |
| 450 SX-F FACTORY EDITION | 15 | AB251402 | 24.32 | AB251273 | 20.57 | L | 133010 | 25.97 | L | 131102 | 23.44 | L |
| EXC 450 | 03 - 11 | AB251402 | 24.32 | AB251273 | 20.57 | L | 130087 | 26.23 | L | 130084 | 24.97 | L |
| EXC-G 450 | 04 - 07 | AB251402 | 24.32 | AB251273 | 20.57 | L | 130087 | 26.23 | L | 130084 | 24.97 | L |
| EXC-R 450 | 08 | AB251402 | 24.32 | AB251273 | 20.57 | L | 130087 | 26.23 | L | 130084 | 24.97 | L |
| MXC-G 450 | 03 - 05 | AB251402 | 24.32 | AB251273 | 20.57 | L | 130087 | 26.23 | L | 130084 | 24.97 | L |
| SMR 450 | 05 - 07 | AB251402 | 24.32 | AB251273 | 20.57 | L | 130087 | 26.23 | L | 130084 | 24.97 | L |
| SMS 450 | 03 - 04 | AB251402 | 24.32 | AB251273 | 20.57 | L | ----- | | | 130084 | 24.97 | L |
| SX 450 | 03 - 06 | AB251402 | 24.32 | AB251273 | 20.57 | L | 130087 | 26.23 | L | 130084 | 24.97 | L |
| SX-F 450 | 07 - 12 | AB251402 | 24.32 | AB251273 | 20.57 | L | 130087 | 26.23 | L | 130084 | 24.97 | L |
| SX-F 450 | 13 - 14 | AB251402 | 24.32 | AB251273 | 20.57 | L | 130087 | 26.23 | L | 131102 | 23.44 | L |
| SX-F 450 | 15 - 16 | AB251402 | 24.32 | AB251273 | 20.57 | L | 133010 | 25.97 | L | 131102 | 23.44 | L |
| SXS 450 | 03 - 04 | AB251402 | 24.32 | AB251273 | 20.57 | L | 130087 | 26.23 | L | 130084 | 24.97 | L |
| XC 450 | 04 - 07 | AB251402 | 24.32 | AB251273 | 20.57 | L | 130087 | 26.23 | L | 130084 | 24.97 | L |
| XC-F 450 | 08 - 09 | AB251402 | 24.32 | AB251273 | 20.57 | L | 130087 | 26.23 | L | 130084 | 24.97 | L |
| XC-F 450 | 13 - 14 | AB251402 | 24.32 | AB251273 | 20.57 | L | 130087 | 26.23 | L | 131102 | 23.44 | L |
| XC-F 450 | 15 - 16 | AB251402 | 24.32 | AB251273 | 20.57 | L | 133010 | 25.97 | L | 131102 | 23.44 | L |
| XCR-W 450 | 08 | AB251402 | 24.32 | AB251273 | 20.57 | L | 130087 | 26.23 | L | 130084 | | |
| XC-W 450 | 07 - 15 | AB251402 | 24.32 | AB251273 | 20.57 | L | 130087 | 26.23 | L | 130084 | | |
| XC-W 450 | 16 | AB251402 | 24.32 | AB251273 | 20.57 | L | 133010 | 25.97 | L | 130084 | 24.97 | L |
| EXC 500 | 12 - 16 | AB251402 | 24.32 | AB251273 | 20.57 | L | 130087 | 26.23 | L | 130084 | 24.97 | L |
| EXC 500 SIX DAYS | 16 | AB251402 | 24.32 | AB251273 | 20.57 | L | 133010 | 25.97 | L | 130084 | 24.97 | L |
| LC4 500 | 91 | AB251063 | 14.70 | AB251101 | 28.68 | L | ----- | | | ----- | | |
| LC4 500 | 92 | AB251061 | 15.84 | AB251106 | 28.92 | L | ----- | | | ----- | | |
| XC-W 500 | 12 - 15 | AB251402 | 24.32 | AB251273 | 20.57 | L | 130087 | 26.23 | L | 130084 | 24.97 | L |
| XC-W 500 | 16 | AB251402 | 24.32 | AB251273 | 20.57 | L | 133010 | 25.97 | L | 130084 | 24.97 | L |
| SX-F 505 | 08 | AB251402 | 24.32 | AB251273 | 20.57 | L | 130087 | 26.23 | L | 130084 | 24.97 | L |
| XC-F 505 | 08 - 09 | AB251402 | 24.32 | AB251273 | 20.57 | L | 130087 | 26.23 | L | 130084 | 24.97 | L |
| EXC 520 | 00 - 02 | AB251080 | 25.49 | AB251273 | 20.57 | L | 130088 | 7.48 | L | 130084 | 24.97 | L |
| MXC 520 | 01 - 02 | AB251080 | 25.49 | AB251273 | 20.57 | L | 130090 | 10.80 | L | 130084 | 24.97 | L |
| SX 520 | 00 | AB251080 | 25.49 | AB251273 | 20.57 | L | 130089 | 14.50 | L | 130084 | 24.97 | L |
| SX 520 | 01 - 02 | AB251081 | 22.87 | AB251273 | 20.57 | L | 130089 | 14.50 | L | 130084 | 24.97 | L |
| EXC 525 | 03 - 07 | AB251402 | 24.32 | AB251273 | 20.57 | L | 130087 | 26.23 | L | 130084 | 24.97 | L |
| MXC-G 525 | 03 - 05 | AB251402 | 24.32 | AB251273 | 20.57 | L | 130087 | 26.23 | L | 130084 | 24.97 | L |
| SMR 525 | 05 | AB251402 | 24.32 | AB251273 | 20.57 | L | 130087 | 26.23 | L | 130084 | 24.97 | L |
| SX 525 | 03 - 06 | AB251402 | 24.32 | AB251273 | 20.57 | L | 130087 | 26.23 | L | 130084 | 24.97 | L |
| XC 525 | 06 - 07 | AB251402 | 24.32 | AB251273 | 20.57 | L | 130087 | 26.23 | L | 130084 | 24.97 | L |
| XC-W 525 | 07 | AB251402 | 24.32 | AB251273 | 20.57 | L | 130087 | 26.23 | L | 130084 | 24.97 | L |
| EXC 530 | 10 - 11 | AB251402 | 24.32 | AB251273 | 20.57 | L | 130087 | 26.23 | L | 130084 | 24.97 | L |
| EXC-R 530 | 08 - 09 | AB251402 | 24.32 | AB251273 | 20.57 | L | 130087 | 26.23 | L | 130084 | 24.97 | L |
| XCR-W 530 | 08 | AB251402 | 24.32 | AB251273 | 20.57 | L | 130087 | 26.23 | L | 130084 | 24.97 | L |
| XC-W 530 | 09 - 11 | AB251402 | 24.32 | AB251273 | 20.57 | L | 130087 | 26.23 | L | 130084 | | |
| SXS 540 | 01 - 02 | AB251081 | 22.87 | AB251273 | 20.57 | L | 130089 | 14.50 | L | 130084 | | |
| SXS 540 | 03 - 06 | AB251402 | 24.32 | AB251273 | 20.57 | L | 130087 | 26.23 | L | 130084 | 24.97 | L |
| MXC 550 | 94 - 96 | AB251063 | 14.70 | AB251273 | 20.57 | L | ----- | | | 130084 | | |
| SMR 560 | 06 - 07 | AB251402 | 24.32 | AB251273 | 20.57 | L | 130087 | 26.23 | L | 130084 | | |
| LC4 600 | 91 | AB251063 | 14.70 | AB251101 | 28.68 | L | ----- | | | ----- | | |
| LC4 600 | 92 | AB251061 | 15.84 | AB251106 | 28.92 | L | ----- | | | ----- | | |



WHEEL BEARING KITS CONTINUED

| MODEL | YEARS | WHEEL BEARING KIT FRONT | | | WHEEL BEARING KIT REAR | | | WHEEL SPACER KIT FRONT | | WHEEL SPACER KIT REAR | |
|-------------------------|---------|-------------------------|-------|---|------------------------|-------|---|------------------------|-------|-----------------------|----------------|
| KTM CONTINUED | | | | | | | | | | | |
| 620 TXC | 98 | AB251063 | 14.70 | L | AB251273 | 20.57 | L | 130086 | 15.12 | L | 130084 24.97 L |
| COMP LIMITED 620 | 97 | AB251061 | 15.84 | L | AB251283 | 62.02 | L | ---- | | | ---- |
| Comp. 620 | 94 - 99 | AB251061 | 15.84 | L | AB251283 | 62.02 | L | ---- | | | ---- |
| EGS 620 | 94 | AB251061 | 15.84 | L | AB251273 | 20.57 | L | ---- | | | ---- |
| EGS 620 | 95 - 97 | AB251061 | 15.84 | L | AB251283 | 62.02 | L | ---- | | | ---- |
| EGS-E 620 | 97 | AB251061 | 15.84 | L | AB251283 | 62.02 | L | ---- | | | ---- |
| EXC 620 | 94 | AB251063 | 14.70 | L | AB251273 | 20.57 | L | ---- | | | 130084 24.97 L |
| EXC 620 | 95 | AB251061 | 15.84 | L | AB251283 | 62.02 | L | ---- | | | ---- |
| LC4 620 | 97 - 98 | AB251061 | 15.84 | L | AB251283 | 62.02 | L | ---- | | | ---- |
| LC4 Comp 620 | 99 | AB251061 | 15.84 | L | AB251283 | 62.02 | L | ---- | | | ---- |
| LC4 Super Moto 620 | 99 | AB251061 | 15.84 | L | AB251283 | 62.02 | L | ---- | | | ---- |
| RXC 620 | 95 - 97 | AB251061 | 15.84 | L | AB251283 | 62.02 | L | ---- | | | ---- |
| Super Moto 620 | 98 | AB251061 | 15.84 | L | AB251273 | 20.57 | L | ---- | | | 130084 24.97 L |
| SX 620 | 97 - 99 | AB251063 | 14.70 | L | AB251273 | 20.57 | L | ---- | | | 130084 24.97 L |
| SXC 620 | 97 | AB251061 | 15.84 | L | AB251273 | 20.57 | L | ---- | | | 130084 24.97 L |
| TXC 620 | 98 | AB251063 | 14.70 | L | AB251273 | 20.57 | L | ---- | | | 130084 24.97 L |
| SMC 625 | 04 - 06 | AB251402 | 24.32 | L | AB251283 | 62.02 | L | ---- | | | ---- |
| SXC 625 | 03 - 05 | AB251081 | 22.87 | L | AB251273 | 20.57 | L | ---- | | | 130084 24.97 L |
| 640 LC4 | 98 - 00 | AB251061 | 15.84 | L | AB251283 | 62.02 | L | ---- | | | ---- |
| 640 LC4 | 01 - 02 | AB251080 | 25.49 | L | AB251283 | 62.02 | L | ---- | | | ---- |
| 640 LC4 Enduro | 03 - 04 | AB251081 | 22.87 | L | AB251283 | 62.02 | L | ---- | | | ---- |
| 640 LC4 Supermoto | 02 | AB251080 | 25.49 | L | AB251283 | 62.02 | L | ---- | | | ---- |
| 640 LC4 Supermoto | 03 - 05 | AB251402 | 24.32 | L | AB251283 | 62.02 | L | ---- | | | ---- |
| Adventure 640 | 98 - 00 | AB251063 | 14.70 | L | AB251283 | 62.02 | L | ---- | | | ---- |
| Adventure 640 | 01 - 02 | AB251402 | 24.32 | L | AB251283 | 62.02 | L | ---- | | | ---- |
| Adventure 640 | 03 - 05 | AB251080 | 25.49 | L | AB251283 | 62.02 | L | ---- | | | ---- |
| Adventure 640 | 06 - 07 | AB251402 | 24.32 | L | AB251283 | 62.02 | L | ---- | | | ---- |
| LC4 640 | 05 | AB251402 | 24.32 | L | AB251532 | 45.80 | L | ---- | | | ---- |
| SC Super Moto 640 | 00 - 01 | AB251080 | 25.49 | L | AB251283 | 62.02 | L | ---- | | | ---- |
| Super Moto 640 | 99 | AB251061 | 15.84 | L | AB251283 | 62.02 | L | ---- | | | ---- |
| 660 RALLY FACTORY REPL. | 06 - 07 | AB251402 | 24.32 | L | AB251283 | 62.02 | L | ---- | | | ---- |
| 660 RALLYE | 01 - 05 | AB251402 | 24.32 | L | AB251283 | 62.02 | L | ---- | | | ---- |
| 690 RALLY FACTORY REPL. | 08 - 09 | AB251402 | 24.32 | L | AB251533 | 31.32 | L | 130087 | 26.23 | L | ---- |
| ENDURO R 690 | 09 - 15 | AB251402 | 24.32 | L | AB251533 | 31.32 | L | 130087 | 26.23 | L | ---- |
| SMC 690 | 09 - 10 | AB251402 | 24.32 | L | AB251533 | 31.32 | L | 130087 | 26.23 | L | ---- |
| SUPERMOTO 690 | 07 | AB251402 | 24.32 | L | AB251533 | 31.32 | L | 130087 | 26.23 | L | ---- |
| ADVENTURE 950 | 03 - 05 | AB251402 | 24.32 | L | AB251532 | 45.80 | L | ---- | | | ---- |
| ADVENTURE 950 | 06 | AB251402 | 24.32 | L | AB251533 | 31.32 | L | ---- | | | ---- |
| SUPER ENDURO 950 | 07 | AB251402 | 24.32 | L | AB251533 | 31.32 | L | ---- | | | ---- |
| SUPERMOTO 950 | 05 - 07 | AB251402 | 24.32 | L | AB251533 | 31.32 | L | ---- | | | ---- |
| ADVENTURE 990 | 07 - 13 | AB251402 | 24.32 | L | AB251533 | 31.32 | L | ---- | | | ---- |
| SUPERMOTO 990 | 10 - 11 | AB251402 | 24.32 | L | AB251533 | 31.32 | L | ---- | | | ---- |
| ADVENTURE 1190 | 14 - 15 | AB251402 | 24.32 | L | AB251533 | 31.32 | L | ---- | | | ---- |

- accessories
- body
- handlebar & grips
- cables & levers
- exhaust
- engine
- fuel & intake
- electrical & ignition
- clutch
- drive
- bearings**
- brakes
- steering & suspension
- tires
- tools & shop



WHEEL BEARING KITS CONTINUED

| MODEL | YEARS | WHEEL BEARING KIT FRONT | | | WHEEL BEARING KIT REAR | | | WHEEL SPACER KIT FRONT | | WHEEL SPACER KIT REAR | | | |
|------------------|---------|-------------------------|-------|---|------------------------|-------|---|------------------------|-------|-----------------------|--------|-------|---|
| MONTESA | | | | | | | | | | | | | |
| 315R | 97 - 04 | 130779 | 14.07 | L | 130779 | 14.07 | L | ---- | ---- | | | | |
| 4RT | 05 - 07 | 130779 | 14.07 | L | 130779 | 14.07 | L | ---- | ---- | | | | |
| SHERCO | | | | | | | | | | | | | |
| TRIALS 0.80 | 04 - 13 | 130779 | 14.07 | L | 130779 | 14.07 | L | ---- | ---- | | | | |
| TRIALS 1.25 | 99 - 14 | 130779 | 14.07 | L | 130779 | 14.07 | L | ---- | ---- | | | | |
| TRIALS 2.0 | 99 - 09 | 130779 | 14.07 | L | 130779 | 14.07 | L | ---- | ---- | | | | |
| ENDURO 2.5i | 08 - 14 | AB251070 | 16.81 | L | AB251556 | 34.05 | L | ---- | ---- | | | | |
| SX 2.5i | 10 | AB251070 | 16.81 | L | AB251556 | 34.05 | L | ---- | ---- | | | | |
| TRIALS 2.5 | 99 - 13 | 130779 | 14.07 | L | 130779 | 14.07 | L | ---- | ---- | | | | |
| TRIALS 2.9 | 99 - 13 | 130779 | 14.07 | L | 130779 | 14.07 | L | ---- | ---- | | | | |
| TRIALS 3.0 | 13 | 130779 | 14.07 | L | 130779 | 14.07 | L | ---- | ---- | | | | |
| ENDURO 3.0i | 10 - 14 | AB251070 | 16.81 | L | AB251556 | 34.05 | L | ---- | ---- | | | | |
| SE-R 250 2T | 14 | AB251070 | 16.81 | L | AB251556 | 34.05 | L | ---- | ---- | | | | |
| SE-R 300 2T | 14 | AB251070 | 16.81 | L | AB251556 | 34.05 | L | ---- | ---- | | | | |
| TRIALS 3.2 4T | 07 - 09 | 130779 | 14.07 | L | 130779 | 14.07 | L | ---- | ---- | | | | |
| ENDURO 4.5i | 04 - 12 | AB251070 | 16.81 | L | AB251556 | 34.05 | L | ---- | ---- | | | | |
| SUPERMOTARD 4.5i | 04 - 08 | AB251070 | 16.81 | L | AB251556 | 34.05 | L | ---- | ---- | | | | |
| ENDURO 5.1i | 07 - 12 | AB251070 | 16.81 | L | AB251556 | 34.05 | L | ---- | ---- | | | | |
| SUPERMOTARD 5.1i | 07 - 08 | AB251070 | 16.81 | L | AB251556 | 34.05 | L | ---- | ---- | | | | |
| SUZUKI | | | | | | | | | | | | | |
| JR50 | 78 - 06 | AB251040 | 10.19 | L | AB251040 | 10.19 | L | ---- | ---- | | | | |
| RM50 | 78 - 80 | AB251166 | 11.35 | L | AB251289 | 13.04 | L | ---- | ---- | | | | |
| RM60 | 79 - 83 | AB251166 | 11.35 | L | AB251289 | 13.04 | L | ---- | ---- | | | | |
| RM60 | 03 | AB251165 | 11.62 | L | AB251181 | 13.92 | L | 130023 | 8.80 | L | 130032 | 7.41 | L |
| RM65 | 03 - 05 | AB251181 | 13.92 | L | AB251181 | 13.92 | L | 130024 | 13.86 | L | 130033 | 13.61 | L |
| DR-Z 70 | 08 - 09 | AB251025 | 12.91 | L | AB251573 | 18.77 | L | ---- | ---- | | | | |
| TM75 | 74 - 76 | AB251166 | 11.35 | L | AB251176 | 16.39 | L | ---- | ---- | | | | |
| TS75 | 75 - 77 | AB251166 | 11.35 | L | AB251176 | 16.39 | L | ---- | ---- | | | | |
| DS80 | 78 - 00 | AB251166 | 11.35 | L | AB251289 | 13.04 | L | ---- | ---- | | | | |
| JR80 | 01 - 04 | AB251166 | 11.35 | L | AB251289 | 13.04 | L | ---- | ---- | | | | |
| RM80 | 77 - 81 | AB251166 | 11.35 | L | AB251289 | 13.04 | L | ---- | ---- | | | | |
| RM80 | 82 - 85 | AB251138 | 6.82 | L | AB251199 | 12.10 | L | ---- | ---- | | | | |
| RM80 | 86 - 89 | AB251138 | 6.82 | L | AB251160 | 12.18 | L | ---- | ---- | | | | |
| RM80 | 90 - 01 | AB251172 | 9.49 | L | AB251168 | 12.18 | L | ---- | ---- | | | | |
| RM85 | 02 - 15 | AB251172 | 9.49 | L | AB251168 | 12.18 | L | ---- | ---- | | | | |
| RM85L | 03 - 15 | AB251172 | 9.49 | L | AB251168 | 12.18 | L | ---- | ---- | | | | |
| RV90 | 72 - 77 | AB251167 | 11.17 | L | AB251175 | 12.57 | L | ---- | ---- | | | | |
| DR100 | 83 - 90 | AB251167 | 11.17 | L | AB251197 | 9.46 | L | ---- | ---- | | | | |
| DS100 | 78 - 81 | AB251167 | 11.17 | L | AB251197 | 9.46 | L | ---- | ---- | | | | |
| RM100 | 76 - 78 | AB251167 | 11.17 | L | AB251197 | 9.46 | L | ---- | ---- | | | | |
| RM100 | 79 - 81 | AB251167 | 11.17 | L | AB251143 | 7.49 | L | ---- | ---- | | | | |
| RM100 | 03 | AB251181 | 13.92 | L | AB251033 | 11.73 | L | ---- | ---- | | | | |
| SP100 | 83 | AB251167 | 11.17 | L | AB251197 | 9.46 | L | ---- | ---- | | | | |
| TS100 | 73 - 75 | AB251167 | 11.17 | L | AB251198 | 19.79 | L | ---- | ---- | | | | |
| TS100 | 76 - 77 | AB251303 | 13.18 | L | AB251382 | 23.40 | L | ---- | ---- | | | | |
| TS100 | 78 - 81 | AB251167 | 11.17 | L | AB251197 | 9.46 | L | ---- | ---- | | | | |
| DRZ110 | 03 - 05 | AB251165 | 11.62 | L | AB251400 | 16.99 | L | 130023 | 8.80 | L | 130037 | 6.36 | L |
| DR125 | 82 - 88 | AB251167 | 11.17 | L | AB251197 | 9.46 | L | ---- | ---- | | | | |
| DR125SE | 94 - 02 | AB251439 | 14.64 | L | AB251197 | 9.46 | L | ---- | ---- | | | | |



WHEEL BEARING KITS CONTINUED

| MODEL | YEARS | WHEEL BEARING KIT FRONT | | | WHEEL BEARING KIT REAR | | | WHEEL SPACER KIT FRONT | | WHEEL SPACER KIT REAR | |
|-------------------------|---------|-------------------------|-------|---|------------------------|-------|---|------------------------|-------|-----------------------|----------------|
| SUZUKI CONTINUED | | | | | | | | | | | |
| DR-Z125 | 03 - 14 | AB251166 | 11.35 | L | AB251517 | 14.99 | L | 130026 | 8.85 | L | 130038 8.98 L |
| DR-Z125L | 03 - 14 | AB251439 | 14.64 | L | AB251517 | 14.99 | L | ---- | ---- | ---- | 130038 8.98 L |
| DS125 | 79 - 81 | AB251167 | 11.17 | L | AB251197 | 9.46 | L | ---- | ---- | ---- | ---- |
| RM125 | 75 - 76 | AB251303 | 13.18 | L | AB251197 | 9.46 | L | ---- | ---- | ---- | ---- |
| RM125 | 77 - 78 | AB251167 | 11.17 | L | AB251197 | 9.46 | L | ---- | ---- | ---- | ---- |
| RM125 | 79 - 80 | AB251167 | 11.17 | L | AB251143 | 7.49 | L | ---- | ---- | ---- | ---- |
| RM125 | 81 - 86 | AB251143 | 7.49 | L | AB251143 | 7.49 | L | ---- | ---- | ---- | ---- |
| RM125 | 87 | AB251135 | 8.41 | L | AB251371 | 12.34 | L | ---- | ---- | ---- | ---- |
| RM125 | 88 | AB251135 | 8.41 | L | AB251263 | 18.90 | L | ---- | ---- | ---- | ---- |
| RM125 | 89 - 91 | AB251135 | 8.41 | L | AB251263 | 18.90 | L | ---- | ---- | ---- | 130044 20.37 L |
| RM125 | 92 - 93 | AB251135 | 8.41 | L | AB251233 | 22.61 | L | ---- | ---- | ---- | ---- |
| RM125 | 94 | AB251135 | 8.41 | L | AB251233 | 22.61 | L | ---- | ---- | ---- | 130046 31.04 L |
| RM125 | 95 | AB251135 | 8.41 | L | AB251243 | 24.33 | L | ---- | ---- | ---- | 130047 32.69 L |
| RM125 | 96 | AB251079 | 22.87 | L | AB251243 | 24.33 | L | 130053 | 25.56 | L | 130048 31.40 L |
| RM125 | 97 - 99 | AB251079 | 22.87 | L | AB251243 | 24.33 | L | 130054 | 15.92 | L | 130048 31.40 L |
| RM125 | 00 | AB251079 | 22.87 | L | AB251255 | 26.45 | L | 130054 | 15.92 | L | 130049 30.73 L |
| RM125 | 01 - 08 | AB251363 | 23.58 | L | AB251255 | 26.45 | L | 130055 | 27.99 | L | 130049 30.73 L |
| RV 125 Van Van (Euro) | 03 - 10 | AB251147 | 11.21 | L | AB251197 | 9.46 | L | ---- | ---- | ---- | ---- |
| RV125 | 74 - 77 | AB251167 | 11.17 | L | AB251440 | 13.21 | L | ---- | ---- | ---- | ---- |
| SP125 | 82 - 88 | AB251167 | 11.17 | L | AB251197 | 9.46 | L | ---- | ---- | ---- | ---- |
| TC125 | 73 | AB251167 | 11.17 | L | AB251197 | 9.46 | L | ---- | ---- | ---- | ---- |
| TC125 | 74 - 75 | AB251303 | 13.18 | L | AB251197 | 9.46 | L | ---- | ---- | ---- | ---- |
| TC125 | 76 - 77 | AB251303 | 13.18 | L | AB251382 | 23.40 | L | ---- | ---- | ---- | ---- |
| TF125 (NZ AU) | 79 - 11 | AB251167 | 11.17 | L | AB251197 | 9.46 | L | ---- | ---- | ---- | ---- |
| TM125 | 73 - 75 | AB251167 | 11.17 | L | AB251197 | 9.46 | L | ---- | ---- | ---- | ---- |
| TS125 | 71 | AB251167 | 11.17 | L | AB251197 | 9.46 | L | ---- | ---- | ---- | ---- |
| TS125 | 72 - 74 | AB251303 | 13.18 | L | AB251197 | 9.46 | L | ---- | ---- | ---- | ---- |
| TS125 | 75 - 77 | AB251303 | 13.18 | L | AB251383 | 36.46 | L | ---- | ---- | ---- | ---- |
| TS125 | 81 | AB251167 | 11.17 | L | AB251197 | 9.46 | L | ---- | ---- | ---- | ---- |
| PE175 | 78 - 79 | AB251167 | 11.17 | L | AB251197 | 9.46 | L | ---- | ---- | ---- | ---- |
| PE175 | 80 | AB251167 | 11.17 | L | AB251156 | 24.44 | L | ---- | ---- | ---- | ---- |
| PE175 | 81 - 84 | AB251143 | 7.49 | L | AB251156 | 24.44 | L | ---- | ---- | ---- | ---- |
| RS175 | 80 - 82 | AB251167 | 11.17 | L | AB251143 | 7.49 | L | ---- | ---- | ---- | ---- |
| DS185 | 78 - 80 | AB251167 | 11.17 | L | AB251197 | 9.46 | L | ---- | ---- | ---- | ---- |
| TC185 | 74 - 75 | AB251167 | 11.17 | L | AB251197 | 9.46 | L | ---- | ---- | ---- | ---- |
| TC185 | 76 - 77 | AB251167 | 11.17 | L | AB251143 | 7.49 | L | ---- | ---- | ---- | ---- |
| TS185 | 72 - 73 | AB251167 | 11.17 | L | AB251143 | 7.49 | L | ---- | ---- | ---- | ---- |
| DR200 | 86 - 88 | AB251170 | 10.52 | L | AB251197 | 9.46 | L | ---- | ---- | ---- | ---- |
| DR200 SE | 96 - 15 | AB251170 | 10.52 | L | AB251197 | 9.46 | L | ---- | ---- | ---- | ---- |
| SP200 | 86 - 88 | AB251167 | 11.17 | L | AB251197 | 9.46 | L | ---- | ---- | ---- | ---- |
| DR250 | 82 - 85 | AB251167 | 11.17 | L | AB251231 | 15.28 | L | ---- | ---- | ---- | ---- |
| DR250 | 90 - 93 | AB251188 | 10.11 | L | AB251066 | 22.19 | L | ---- | ---- | ---- | ---- |
| DR250S | 90 - 95 | AB251188 | 10.11 | L | AB251256 | 24.07 | L | ---- | ---- | ---- | ---- |
| DRZ250 | 01 - 07 | AB251051 | 11.11 | L | AB251066 | 22.19 | L | 130056 | 9.36 | L | 130050 22.34 L |
| DS250 | 80 | AB251167 | 11.17 | L | AB251326 | 17.47 | L | ---- | ---- | ---- | ---- |
| PE250 | 77 - 79 | AB251167 | 11.17 | L | AB251210 | 10.27 | L | ---- | ---- | ---- | ---- |
| PE250 | 80 - 81 | AB251167 | 11.17 | L | AB251100 | 18.70 | L | ---- | ---- | ---- | ---- |
| RM250 | 76 | AB251289 | 13.04 | L | AB251147 | 11.21 | L | ---- | ---- | ---- | ---- |
| RM250 | 77 | AB251289 | 13.04 | L | AB251105 | 18.98 | L | ---- | ---- | ---- | ---- |
| RM250 | 78 | AB251167 | 11.17 | L | AB251210 | 10.27 | L | ---- | ---- | ---- | ---- |
| RM250 | 79 - 80 | AB251167 | 11.17 | L | AB251143 | 7.49 | L | ---- | ---- | ---- | ---- |
| RM250 | 81 - 83 | AB251143 | 7.49 | L | AB251143 | 7.49 | L | ---- | ---- | ---- | ---- |

- accessories
- body
- handlebar & grips
- cables & levers
- exhaust
- engine
- fuel & intake
- electrical & ignition
- clutch
- drive
- bearings
- brakes
- steering & suspension
- tires
- tools & shop



WHEEL BEARING KITS CONTINUED

| MODEL | YEARS | WHEEL BEARING KIT FRONT | | | WHEEL BEARING KIT REAR | | | WHEEL SPACER KIT FRONT | | | WHEEL SPACER KIT REAR | | |
|-------------------------|---------|-------------------------|-------|------|------------------------|-------|------|------------------------|-------|--------|-----------------------|-------|---|
| SUZUKI CONTINUED | | | | | | | | | | | | | |
| RM250 | 84 - 86 | AB251143 | 7.49 | L | AB251242 | 12.44 | L | ---- | ---- | ---- | ---- | ---- | |
| RM250 | 87 | AB251135 | 8.41 | L | AB251263 | 18.90 | L | ---- | ---- | ---- | ---- | ---- | |
| RM250 | 88 | AB251135 | 8.41 | L | AB251262 | 15.99 | L | ---- | ---- | ---- | ---- | ---- | |
| RM250 | 89 - 91 | AB251135 | 8.41 | L | AB251262 | 15.99 | L | ---- | ---- | 130044 | 20.37 | L | |
| RM250 | 92 | AB251135 | 8.41 | L | AB251233 | 22.61 | L | ---- | ---- | ---- | ---- | ---- | |
| RM250 | 93 - 94 | AB251135 | 8.41 | L | AB251233 | 22.61 | L | ---- | ---- | 130046 | 31.04 | L | |
| RM250 | 95 | AB251135 | 8.41 | L | AB251233 | 22.61 | L | ---- | ---- | 130047 | 32.69 | L | |
| RM250 | 96 | AB251079 | 22.87 | L | AB251243 | 24.33 | L | 130053 | 25.56 | L | 130048 | 31.40 | L |
| RM250 | 97 - 99 | AB251079 | 22.87 | L | AB251243 | 24.33 | L | 130054 | 15.92 | L | 130048 | 31.40 | L |
| RM250 | 00 | AB251079 | 22.87 | L | AB251255 | 26.45 | L | 130054 | 15.92 | L | 130049 | 30.73 | L |
| RM250 | 01 - 08 | AB251363 | 23.58 | L | AB251255 | 26.45 | L | 130055 | 27.99 | L | 130049 | 30.73 | L |
| RMX250 | 89 - 90 | AB251051 | 11.11 | L | AB251262 | 15.99 | L | 130056 | 9.36 | L | 130044 | 20.37 | L |
| RMX250 | 91 - 99 | AB251052 | 12.69 | L | AB251262 | 15.99 | L | 130056 | 9.36 | L | 130044 | 20.37 | L |
| RMZ250 | 04 - 06 | AB251079 | 22.87 | L | AB251406 | 24.32 | L | 130029 | 13.61 | L | 130042 | 31.95 | L |
| RMZ250 | 07 - 15 | AB251482 | 24.75 | L | AB251250 | 24.35 | L | 130058 | 35.40 | L | 130051 | 33.01 | L |
| RS250 | 80 - 81 | AB251167 | 11.17 | L | AB251236 | 24.42 | L | ---- | ---- | ---- | ---- | ---- | |
| SP250 | 82 - 85 | AB251167 | 11.17 | L | AB251231 | 15.28 | L | ---- | ---- | ---- | ---- | ---- | |
| TM250 Champion | 72 - 75 | AB251303 | 13.18 | L | AB251326 | 17.47 | L | ---- | ---- | ---- | ---- | ---- | |
| TS250 Savage | 71 - 74 | ---- | ---- | ---- | AB251326 | 17.47 | L | ---- | ---- | ---- | ---- | ---- | |
| TS250 Savage | 75 - 76 | AB251160 | 12.18 | L | AB251326 | 17.47 | L | ---- | ---- | ---- | ---- | ---- | |
| TS250 Savage | 77 - 81 | AB251167 | 11.17 | L | AB251326 | 17.47 | L | ---- | ---- | ---- | ---- | ---- | |
| DR350 | 90 - 96 | AB251188 | 10.11 | L | AB251066 | 22.19 | L | ---- | ---- | ---- | ---- | ---- | |
| DR350 | 97 - 99 | AB251052 | 12.69 | L | AB251066 | 22.19 | L | ---- | ---- | ---- | ---- | ---- | |
| DR350SE | 90 - 95 | AB251188 | 10.11 | L | AB251256 | 24.07 | L | ---- | ---- | ---- | ---- | ---- | |
| DR350SE | 96 - 97 | AB251188 | 10.11 | L | AB251066 | 22.19 | L | ---- | ---- | ---- | ---- | ---- | |
| DR350SE | 98 - 99 | AB251052 | 12.69 | L | AB251066 | 22.19 | L | ---- | ---- | ---- | ---- | ---- | |
| DR370 | 78 - 79 | AB251167 | 11.17 | L | AB251325 | 19.17 | L | ---- | ---- | ---- | ---- | ---- | |
| RM370 | 76 - 77 | AB251303 | 13.18 | L | AB251147 | 11.21 | L | ---- | ---- | ---- | ---- | ---- | |
| SP370 | 78 - 79 | AB251167 | 11.17 | L | AB251325 | 19.17 | L | ---- | ---- | ---- | ---- | ---- | |
| DR400 | 80 | AB251167 | 11.17 | L | AB251236 | 24.42 | L | ---- | ---- | ---- | ---- | ---- | |
| DRZ400E | 00 - 07 | AB251079 | 22.87 | L | AB251117 | 23.45 | L | 130057 | 10.17 | L | 130048 | 31.40 | L |
| DRZ400K | 00 - 03 | AB251079 | 22.87 | L | AB251117 | 23.45 | L | 130057 | 10.17 | L | 130048 | 31.40 | L |
| DRZ400S | 00 - 15 | AB251079 | 22.87 | L | AB251117 | 23.45 | L | 130057 | 10.17 | L | 130048 | 31.40 | L |
| DRZ400SM | 05 - 15 | AB251079 | 22.87 | L | AB251117 | 23.45 | L | 130057 | 10.17 | L | 130048 | 31.40 | L |
| PE400 | 80 - 81 | AB251167 | 11.17 | L | AB251100 | 18.70 | L | ---- | ---- | ---- | ---- | ---- | |
| RM400 | 78 | AB251167 | 11.17 | L | AB251210 | 10.27 | L | ---- | ---- | ---- | ---- | ---- | |
| RM400 | 79 - 80 | AB251167 | 11.17 | L | AB251143 | 7.49 | L | ---- | ---- | ---- | ---- | ---- | |
| TM400 | 71 - 75 | AB251303 | 13.18 | L | AB251326 | 17.47 | L | ---- | ---- | ---- | ---- | ---- | |
| TS400 Apache | 72 - 77 | AB251160 | 12.18 | L | AB251326 | 17.47 | L | ---- | ---- | ---- | ---- | ---- | |
| RMX450 | 10 - 11 | AB251482 | 24.75 | L | AB251250 | 24.35 | L | 130058 | 35.40 | L | 130051 | 33.01 | L |
| RMZ450 | 05 - 15 | AB251482 | 24.75 | L | AB251250 | 24.35 | L | 130058 | 35.40 | L | 130051 | 33.01 | L |
| RM465 | 81 - 82 | AB251143 | 7.49 | L | ---- | ---- | ---- | ---- | ---- | ---- | ---- | ---- | |
| DR500 | 81 - 83 | AB251167 | 11.17 | L | AB251236 | 24.42 | L | ---- | ---- | ---- | ---- | ---- | |
| RM500 | 83 | AB251143 | 7.49 | L | AB251198 | 19.79 | L | ---- | ---- | ---- | ---- | ---- | |
| RM500 | 84 | AB251143 | 7.49 | L | ---- | ---- | ---- | ---- | ---- | ---- | ---- | ---- | |
| SP500 | 81 - 83 | AB251167 | 11.17 | L | AB251236 | 24.42 | L | ---- | ---- | ---- | ---- | ---- | |
| SP600 | 85 | AB251143 | 7.49 | L | AB251100 | 18.70 | L | ---- | ---- | ---- | ---- | ---- | |
| DR650RS (Euro) | 90 - 91 | ---- | ---- | ---- | AB251347 | 27.36 | L | ---- | ---- | ---- | ---- | ---- | |
| DR650RS (Euro) | 92 - 96 | AB251188 | 10.11 | L | AB251347 | 27.36 | L | ---- | ---- | ---- | ---- | ---- | |
| DR650SE | 90 - 91 | ---- | ---- | ---- | AB251347 | 27.36 | L | ---- | ---- | ---- | ---- | ---- | |
| DR650SE | 92 - 95 | AB251188 | 10.11 | L | AB251347 | 27.36 | L | ---- | ---- | ---- | ---- | ---- | |
| DR650SE | 96 - 05 | AB251052 | 12.69 | L | AB251256 | 24.07 | L | 130056 | 9.36 | L | ---- | ---- | |
| DR650SE | 06 - 14 | AB251051 | 11.11 | L | AB251256 | 24.07 | L | 130056 | 9.36 | L | ---- | ---- | |



WHEEL BEARING KITS CONTINUED

| MODEL | YEARS | WHEEL BEARING KIT FRONT | | | WHEEL BEARING KIT REAR | | | WHEEL SPACER KIT FRONT | | WHEEL SPACER KIT REAR | |
|-------------------------|---------|-------------------------|-------|---|------------------------|-------|---|------------------------|------|-----------------------|--|
| SUZUKI CONTINUED | | | | | | | | | | | |
| XF650 FREE-WIND (Euro) | 97 - 01 | AB251051 | 11.11 | L | AB251256 | 24.07 | L | ---- | ---- | | |
| TM | | | | | | | | | | | |
| MX 85 | 06 - 09 | AB251135 | 8.41 | L | ---- | | | ---- | ---- | | |
| EN 125 | 96 - 04 | AB251135 | 8.41 | L | AB251550 | 42.97 | L | ---- | ---- | | |
| EN 125 | 05 - 06 | AB251549 | 33.24 | L | AB251548 | 32.51 | L | ---- | ---- | | |
| EN 125 | 07 - 11 | ---- | | | AB251548 | 32.51 | L | ---- | ---- | | |
| MX 125 | 96 - 04 | AB251135 | 8.41 | L | AB251550 | 42.97 | L | ---- | ---- | | |
| MX 125 | 05 - 06 | AB251549 | 33.24 | L | AB251548 | 32.51 | L | ---- | ---- | | |
| MX 125 | 07 - 11 | ---- | | | AB251548 | 32.51 | L | ---- | ---- | | |
| SMR 125 | 09 | ---- | | | AB251548 | 32.51 | L | ---- | ---- | | |
| SMX 125 | 05 - 06 | AB251549 | 33.24 | L | AB251548 | 32.51 | L | ---- | ---- | | |
| SMX 125 | 07 - 08 | ---- | | | AB251548 | 32.51 | L | ---- | ---- | | |
| EN 144 | 08 - 11 | ---- | | | AB251548 | 32.51 | L | ---- | ---- | | |
| MX 144 | 08 - 11 | ---- | | | AB251548 | 32.51 | L | ---- | ---- | | |
| EN 250 | 96 - 04 | AB251135 | 8.41 | L | AB251550 | 42.97 | L | ---- | ---- | | |
| EN 250 | 05 - 06 | AB251549 | 33.24 | L | AB251548 | 32.51 | L | ---- | ---- | | |
| EN 250 | 07 - 11 | ---- | | | AB251548 | 32.51 | L | ---- | ---- | | |
| EN 250F | 02 - 04 | AB251135 | 8.41 | L | AB251550 | 42.97 | L | ---- | ---- | | |
| EN 250F | 05 - 06 | AB251549 | 33.24 | L | AB251548 | 32.51 | L | ---- | ---- | | |
| EN 250F | 07 - 11 | ---- | | | AB251548 | 32.51 | L | ---- | ---- | | |
| MX 250 | 96 - 04 | AB251135 | 8.41 | L | AB251550 | 42.97 | L | ---- | ---- | | |
| MX 250 | 05 | ---- | | | AB251548 | 32.51 | L | ---- | ---- | | |
| MX 250 | 06 | AB251549 | 33.24 | L | AB251548 | 32.51 | L | ---- | ---- | | |
| MX 250 | 07 - 11 | ---- | | | AB251548 | 32.51 | L | ---- | ---- | | |
| MX 250F | 02 - 04 | AB251135 | 8.41 | L | AB251550 | 42.97 | L | ---- | ---- | | |
| MX 250F | 05 | ---- | | | AB251548 | 32.51 | L | ---- | ---- | | |
| MX 250F | 06 | AB251549 | 33.24 | L | AB251548 | 32.51 | L | ---- | ---- | | |
| MX 250F | 07 - 08 | ---- | | | AB251548 | 32.51 | L | ---- | ---- | | |
| EN 300 | 97 - 04 | AB251135 | 8.41 | L | AB251550 | 42.97 | L | ---- | ---- | | |
| EN 300 | 05 | ---- | | | AB251548 | 32.51 | L | ---- | ---- | | |
| EN 300 | 06 | AB251549 | 33.24 | L | AB251548 | 32.51 | L | ---- | ---- | | |
| EN 300 | 07 - 11 | ---- | | | AB251548 | 32.51 | L | ---- | ---- | | |
| MX 300 | 97 - 04 | AB251135 | 8.41 | L | AB251550 | 42.97 | L | ---- | ---- | | |
| MX 300 | 05 | ---- | | | AB251548 | 32.51 | L | ---- | ---- | | |
| MX 300 | 06 | AB251549 | 33.24 | L | AB251548 | 32.51 | L | ---- | ---- | | |
| MX 300 | 07 - 11 | ---- | | | AB251548 | 32.51 | L | ---- | ---- | | |
| EN 400F | 02 - 03 | AB251135 | 8.41 | L | AB251550 | 42.97 | L | ---- | ---- | | |
| MX 400F | 02 - 03 | AB251135 | 8.41 | L | AB251550 | 42.97 | L | ---- | ---- | | |
| EN 450F | 04 | AB251135 | 8.41 | L | AB251550 | 42.97 | L | ---- | ---- | | |
| EN 450F | 05 | ---- | | | AB251548 | 32.51 | L | ---- | ---- | | |
| EN 450F | 06 | AB251549 | 33.24 | L | AB251548 | 32.51 | L | ---- | ---- | | |
| EN 450F | 07 - 11 | ---- | | | AB251548 | 32.51 | L | ---- | ---- | | |
| MX 450F | 04 | AB251135 | 8.41 | L | AB251550 | 42.97 | L | ---- | ---- | | |
| MX 450F | 05 | ---- | | | AB251548 | 32.51 | L | ---- | ---- | | |
| MX 450F | 06 | AB251549 | 33.24 | L | AB251548 | 32.51 | L | ---- | ---- | | |
| MX 450F | 07 - 11 | ---- | | | AB251548 | 32.51 | L | ---- | ---- | | |
| SM 450F | 08 | ---- | | | AB251548 | 32.51 | L | ---- | ---- | | |
| SMR 450F | 09 | ---- | | | AB251548 | 32.51 | L | ---- | ---- | | |
| SMX 450F | 05 | ---- | | | AB251550 | 42.97 | L | ---- | ---- | | |
| SMX 450F | 06 | AB251549 | 33.24 | L | AB251550 | 42.97 | L | ---- | ---- | | |
| SMX 450F | 07 | ---- | | | AB251550 | 42.97 | L | ---- | ---- | | |

- accessories
- body
- handlebar & grips
- cables & levers
- exhaust
- engine
- fuel & intake
- electrical & ignition
- clutch
- drive
- bearings**
- brakes
- steering & suspension
- tires
- tools & shop



WHEEL BEARING KITS CONTINUED

| MODEL | YEARS | WHEEL BEARING KIT FRONT | | | WHEEL BEARING KIT REAR | | | WHEEL SPACER KIT FRONT | | WHEEL SPACER KIT REAR | |
|---------------------|---------|-------------------------|-------|---|------------------------|-------|---|------------------------|---------|-----------------------|---------|
| TM CONTINUED | | | | | | | | | | | |
| EN 530F | 02 - 04 | AB251135 | 8.41 | L | AB251550 | 42.97 | L | ---- | | ---- | |
| EN 530F | 05 | ---- | | | AB251548 | 32.51 | L | ---- | | ---- | |
| EN 530F | 06 | AB251549 | 33.24 | L | AB251548 | 32.51 | L | ---- | | ---- | |
| EN 530F | 07 - 11 | ---- | | | AB251548 | 32.51 | L | ---- | | ---- | |
| MX 530F | 02 - 04 | AB251135 | 8.41 | L | AB251550 | 42.97 | L | ---- | | ---- | |
| MX 530F | 05 | ---- | | | AB251548 | 32.51 | L | ---- | | ---- | |
| MX 530F | 06 | AB251549 | 33.24 | L | AB251548 | 32.51 | L | ---- | | ---- | |
| MX 530F | 07 - 11 | ---- | | | AB251548 | 32.51 | L | ---- | | ---- | |
| SMR 530F | 08 - 09 | ---- | | | AB251548 | 32.51 | L | ---- | | ---- | |
| SMX 660 | 06 | AB251549 | 33.24 | L | AB251550 | 42.97 | L | ---- | | ---- | |
| SMX 660 | 07 | ---- | | | AB251550 | 42.97 | L | ---- | | ---- | |
| SMX 660F | 08 - 09 | ---- | | | AB251548 | 32.51 | L | ---- | | ---- | |
| SMX 660S | 05 | ---- | | | AB251550 | 42.97 | L | ---- | | ---- | |
| YAMAHA | | | | | | | | | | | |
| DT50 | 88 - 90 | AB251410 | 12.62 | L | AB251292 | 14.90 | L | ---- | | ---- | |
| DT50 (SA) | 98 | ---- | | | AB251292 | 14.90 | L | ---- | | ---- | |
| PW50 | 81 - 16 | AB251159 | 9.78 | L | AB251505 | 26.57 | L | ---- | | ---- | |
| TTR50 | 06 - 15 | AB251025 | 12.91 | L | AB251025 | 12.91 | L | ---- | | ---- | |
| YZ50 | 80 | AB251161 | 9.78 | L | AB251292 | 14.90 | L | ---- | | ---- | |
| YZ60 | 81 - 83 | AB251161 | 9.78 | L | AB251292 | 14.90 | L | ---- | | ---- | |
| BW80 | 86 - 90 | AB251009 | 13.31 | L | AB251086 | 24.41 | L | ---- | | ---- | |
| DT80 | 81 - 83 | ---- | | | AB251094 | 25.68 | L | ---- | | ---- | |
| GT80 | 73 - 75 | AB251441 | 15.09 | L | AB251442 | 16.39 | L | ---- | | ---- | |
| GT80 | 76 - 80 | AB251441 | 15.09 | L | AB251292 | 14.90 | L | ---- | | ---- | |
| LB80 | 76 - 78 | AB251441 | 15.09 | L | AB251296 | 15.52 | L | ---- | | ---- | |
| MX80 | 80 - 82 | AB251441 | 15.09 | L | AB251296 | 15.52 | L | ---- | | ---- | |
| PW80 | 83 - 06 | AB251161 | 9.78 | L | AB251095 | 22.22 | L | ---- | | ---- | |
| TY80 | 74 - 75 | AB251161 | 9.78 | L | AB251292 | 14.90 | L | ---- | | ---- | |
| YZ80 | 74 - 77 | AB251009 | 13.31 | L | AB251292 | 14.90 | L | ---- | | ---- | |
| YZ80 | 78 - 79 | AB251009 | 13.31 | L | AB251296 | 15.52 | L | ---- | | ---- | |
| YZ80 | 80 - 81 | AB251009 | 13.31 | L | AB251292 | 14.90 | L | ---- | | ---- | |
| YZ80 | 82 - 83 | AB251009 | 13.31 | L | AB251319 | 14.65 | L | ---- | | ---- | |
| YZ80 | 84 | AB251009 | 13.31 | L | AB251185 | 15.99 | L | ---- | | ---- | |
| YZ80 | 85 - 86 | AB251009 | 13.31 | L | AB251185 | 15.99 | L | 130059 | 6.91 L | 130032 | 7.41 L |
| YZ80 | 87 - 92 | AB251009 | 13.31 | L | AB251185 | 15.99 | L | 130060 | 12.44 L | 130032 | 7.41 L |
| YZ80 | 93 - 01 | AB251025 | 12.91 | L | AB251168 | 12.18 | L | 130061 | 26.36 L | 130076 | 22.02 L |
| YZ85 | 02 - 16 | AB251025 | 12.91 | L | AB251168 | 12.18 | L | 130061 | 26.36 L | 130076 | 22.02 L |
| TTR90 | 00 - 07 | AB251161 | 9.78 | L | AB251095 | 22.22 | L | ---- | | ---- | |
| DT100 | 74 - 76 | AB251410 | 12.62 | L | AB251411 | 18.97 | L | ---- | | ---- | |
| DT100 | 77 - 83 | AB251410 | 12.62 | L | AB251095 | 22.22 | L | ---- | | ---- | |
| MX100 | 74 - 75 | AB251410 | 12.62 | L | AB251411 | 18.97 | L | ---- | | ---- | |
| MX100 | 79 - 83 | AB251410 | 12.62 | L | AB251095 | 22.22 | L | ---- | | ---- | |
| RT100 | 90 - 00 | AB251410 | 12.62 | L | AB251095 | 22.22 | L | ---- | | ---- | |
| YZ100 | 76 - 77 | AB251038 | 9.90 | L | AB251201 | 15.28 | L | ---- | | ---- | |
| YZ100 | 78 - 81 | AB251410 | 12.62 | L | AB251201 | 15.28 | L | ---- | | ---- | |
| YZ100 | 82 - 83 | AB251410 | 12.62 | L | AB251200 | 13.09 | L | ---- | | ---- | |
| TTR110 | 08 - 16 | AB251161 | 9.78 | L | AB251589 | 20.12 | L | ---- | | ---- | |
| DT X 125 (EURO) | 05 - 06 | ---- | | | AB251271 | 20.01 | L | ---- | | ---- | |
| DT125 | 74 - 81 | AB251410 | 12.62 | L | AB251201 | 15.28 | L | ---- | | ---- | |
| DT125 (EURO) | 99 - 06 | AB251038 | 9.90 | L | AB251271 | 20.01 | L | ---- | | ---- | |
| IT125 | 80 - 81 | AB251410 | 12.62 | L | AB251201 | 15.28 | L | ---- | | ---- | |



WHEEL BEARING KITS CONTINUED

| MODEL | YEARS | WHEEL BEARING KIT FRONT | | | WHEEL BEARING KIT REAR | | | WHEEL SPACER KIT FRONT | | WHEEL SPACER KIT REAR | |
|-------------------------|---------|-------------------------|-------|---|------------------------|-------|---|------------------------|-------|-----------------------|----------------|
| YAMAHA CONTINUED | | | | | | | | | | | |
| MX125 | 74 - 75 | AB251410 | 12.62 | L | AB251201 | 15.28 | L | ---- | | ---- | |
| MX125 | 76 | AB251038 | 9.90 | L | AB251201 | 15.28 | L | ---- | | ---- | |
| TT125 | 00 | AB251292 | 14.90 | L | AB251295 | 18.18 | L | ---- | | ---- | |
| TTR125 Drum Brake | 00 - 09 | AB251292 | 14.90 | L | AB251292 | 14.90 | L | 130062 | 4.79 | L | 130077 6.01 L |
| TTR125L Disc Brake | 00 - 15 | AB251041 | 13.60 | L | AB251292 | 14.90 | L | 130063 | 17.13 | L | 130077 6.01 L |
| XT125 | 82 - 83 | AB251410 | 12.62 | L | AB251189 | 14.69 | L | ---- | | ---- | |
| XTZ 125 (SA) | 03 - 10 | AB251444 | 9.60 | L | ---- | | | ---- | | ---- | |
| YZ125 | 74 - 75 | AB251410 | 12.62 | L | AB251201 | 15.28 | L | ---- | | ---- | |
| YZ125 | 76 - 79 | AB251038 | 9.90 | L | AB251201 | 15.28 | L | ---- | | ---- | |
| YZ125 | 80 - 81 | AB251038 | 9.90 | L | AB251200 | 13.09 | L | ---- | | ---- | |
| YZ125 | 82 | AB251038 | 9.90 | L | AB251228 | 15.56 | L | ---- | | ---- | |
| YZ125 | 83 - 84 | AB251444 | 9.60 | L | AB251228 | 15.56 | L | ---- | | ---- | |
| YZ125 | 85 | AB251444 | 9.60 | L | AB251228 | 15.56 | L | 130064 | 13.21 | L | ---- |
| YZ125 | 86 | AB251444 | 9.60 | L | AB251271 | 20.01 | L | 130065 | 12.69 | L | 130078 19.17 L |
| YZ125 | 87 | AB251444 | 9.60 | L | AB251271 | 20.01 | L | 130066 | 12.69 | L | 130078 19.17 L |
| YZ125 | 88 | AB251444 | 9.60 | L | AB251271 | 20.01 | L | 130066 | 12.69 | L | 130079 32.78 L |
| YZ125 | 89 | AB251444 | 9.60 | L | AB251271 | 20.01 | L | 130066 | 12.69 | L | ---- |
| YZ125 | 90 | AB251444 | 9.60 | L | AB251271 | 20.01 | L | 130066 | 12.69 | L | 130093 33.24 L |
| YZ125 | 91 | AB251444 | 9.60 | L | AB251271 | 20.01 | L | 130066 | 12.69 | L | 130079 32.78 L |
| YZ125 | 92 - 95 | AB251054 | 13.65 | L | AB251271 | 20.01 | L | 130067 | 22.81 | L | 130079 32.78 L |
| YZ125 | 96 - 97 | AB251090 | 24.61 | L | AB251271 | 20.01 | L | ---- | | 130079 | 32.78 L |
| YZ125 | 98 | AB251092 | 22.87 | L | AB251271 | 20.01 | L | 130099 | 21.73 | L | 130079 32.78 L |
| YZ125 | 99 - 01 | AB251092 | 22.87 | L | AB251252 | 25.39 | L | 130069 | 32.07 | L | 130080 33.66 L |
| YZ125 | 02 - 07 | AB251092 | 22.87 | L | AB251252 | 25.39 | L | 130070 | 18.62 | L | 130081 31.32 L |
| YZ125 | 08 - 16 | AB251092 | 22.87 | L | AB251252 | 25.39 | L | 130098 | 19.03 | L | 130081 31.32 L |
| CT175 | 72 | AB251410 | 12.62 | L | AB251201 | 15.28 | L | ---- | | ---- | |
| DT175 | 74 - 81 | AB251410 | 12.62 | L | AB251201 | 15.28 | L | ---- | | ---- | |
| IT175 | 77 - 79 | AB251143 | 7.49 | L | AB251201 | 15.28 | L | ---- | | ---- | |
| IT175 | 80 - 83 | AB251143 | 7.49 | L | AB251200 | 13.09 | L | ---- | | ---- | |
| MX175 | 74 - 81 | AB251410 | 12.62 | L | AB251201 | 15.28 | L | ---- | | ---- | |
| TY175 | 75 - 76 | AB251410 | 12.62 | L | AB251201 | 15.28 | L | ---- | | ---- | |
| YZ175 | 76 | AB251038 | 9.90 | L | AB251201 | 15.28 | L | ---- | | ---- | |
| RT180 | 90 - 93 | AB251190 | 10.56 | L | AB251201 | 15.28 | L | ---- | | ---- | |
| RT180 | 95 - 98 | AB251444 | 9.60 | L | AB251201 | 15.28 | L | ---- | | ---- | |
| AG200 | 84 - 06 | AB251410 | 12.62 | L | AB251411 | 18.97 | L | ---- | | ---- | |
| BW200 | 85 - 88 | AB251104 | 14.39 | L | AB251244 | 13.64 | L | ---- | | ---- | |
| IT200 | 84 - 86 | AB251444 | 9.60 | L | AB251228 | 15.56 | L | ---- | | ---- | |
| TW200 Trailway | 87 - 16 | AB251038 | 9.90 | L | AB251227 | 15.56 | L | ---- | | ---- | |
| WR200 | 92 | AB251444 | 9.60 | L | AB251271 | 20.01 | L | ---- | | ---- | |
| XT200 | 82 - 83 | AB251410 | 12.62 | L | AB251189 | 14.69 | L | ---- | | ---- | |
| TT225 | 86 - 87 | AB251444 | 9.60 | L | AB251189 | 14.69 | L | ---- | | ---- | |
| TTR225 | 99 - 04 | AB251444 | 9.60 | L | AB251201 | 15.28 | L | ---- | | ---- | |
| XT225 | 92 - 07 | AB251444 | 9.60 | L | AB251189 | 14.69 | L | ---- | | ---- | |
| TTR230 | 05 - 15 | AB251444 | 9.60 | L | AB251201 | 15.28 | L | ---- | | ---- | |
| DT250 | 72 - 79 | AB251038 | 9.90 | L | AB251220 | 17.46 | L | ---- | | ---- | |
| IT250 | 77 - 80 | AB251143 | 7.49 | L | AB251220 | 17.46 | L | ---- | | ---- | |
| IT250 | 81 - 83 | AB251143 | 7.49 | L | AB251267 | 24.15 | L | ---- | | ---- | |
| MX250 | 73 - 75 | AB251038 | 9.90 | L | AB251220 | 17.46 | L | ---- | | ---- | |
| TT250 | 80 - 82 | AB251038 | 9.90 | L | AB251231 | 15.28 | L | ---- | | ---- | |
| TTR250 | 99 - 06 | AB251059 | 10.84 | L | AB251021 | 44.90 | L | 130071 | 16.46 | L | ---- |
| TY250 | 74 - 77 | AB251410 | 12.62 | L | AB251201 | 15.28 | L | ---- | | ---- | |

- accessories
- body
- handlebar & grips
- cables & levers
- exhaust
- engine
- fuel & intake
- electrical & ignition
- clutch
- drive
- bearings**
- brakes
- steering & suspension
- tires
- tools & shop



WHEEL BEARING KITS CONTINUED

| MODEL | YEARS | WHEEL BEARING KIT FRONT | | | WHEEL BEARING KIT REAR | | | WHEEL SPACER KIT FRONT | | WHEEL SPACER KIT REAR | | | |
|-------------------------|---------|-------------------------|-------|---|------------------------|-------|---|------------------------|-------|-----------------------|--------|-------|---|
| YAMAHA CONTINUED | | | | | | | | | | | | | |
| WR250 | 91 | AB251444 | 9.60 | L | AB251271 | 20.01 | L | 130066 | 12.69 | L | 130079 | 32.78 | L |
| WR250 | 92 - 97 | AB251054 | 13.65 | L | AB251271 | 20.01 | L | 130067 | 22.81 | L | 130079 | 32.78 | L |
| WR250F | 01 | 132546 | 22.87 | L | AB251252 | 25.39 | L | 130072 | 21.48 | L | 130080 | 33.66 | L |
| WR250F | 02 - 04 | 132546 | 22.87 | L | AB251252 | 25.39 | L | 130073 | 8.85 | L | 130081 | 31.32 | L |
| WR250F | 05 - 14 | 132546 | 22.87 | L | AB251252 | 25.39 | L | 130074 | 13.96 | L | 130081 | 31.32 | L |
| WR250F | 15 | 132546 | 22.87 | L | AB251252 | 25.39 | L | 130073 | 8.85 | L | 130081 | 31.32 | L |
| WR250R DUAL SPORT | 08 - 16 | AB251104 | 14.39 | L | AB251252 | 25.39 | L | ---- | | | ---- | | |
| WR250X SUPER-MOTO | 08 - 11 | AB251104 | 14.39 | L | AB251252 | 25.39 | L | ---- | | | ---- | | |
| XT250 | 80 - 84 | AB251038 | 9.90 | L | AB251231 | 15.28 | L | ---- | | | ---- | | |
| XT250 | 08 - 16 | AB251444 | 9.60 | L | AB251189 | 14.69 | L | 130065 | 12.69 | L | ---- | | |
| XTZ 250 (SA) | 07 - 12 | AB251033 | 11.73 | L | AB251201 | 15.28 | L | ---- | | | ---- | | |
| YZ250 | 74 - 79 | AB251038 | 9.90 | L | AB251220 | 17.46 | L | ---- | | | ---- | | |
| YZ250 | 80 | AB251038 | 9.90 | L | AB251228 | 15.56 | L | ---- | | | ---- | | |
| YZ250 | 81 | AB251038 | 9.90 | L | AB251267 | 24.15 | L | ---- | | | ---- | | |
| YZ250 | 82 | AB251038 | 9.90 | L | AB251271 | 20.01 | L | ---- | | | ---- | | |
| YZ250 | 83 - 84 | AB251444 | 9.60 | L | AB251267 | 24.15 | L | ---- | | | ---- | | |
| YZ250 | 85 | AB251444 | 9.60 | L | AB251267 | 24.15 | L | 130075 | 13.82 | L | 130078 | 19.17 | L |
| YZ250 | 86 - 87 | AB251444 | 9.60 | L | AB251267 | 24.15 | L | 130066 | 12.69 | L | 130078 | 19.17 | L |
| YZ250 | 88 | AB251444 | 9.60 | L | AB251271 | 20.01 | L | 130066 | 12.69 | L | 130079 | 32.78 | L |
| YZ250 | 89 | AB251444 | 9.60 | L | AB251271 | 20.01 | L | 130066 | 12.69 | L | ---- | | |
| YZ250 | 90 | AB251444 | 9.60 | L | AB251271 | 20.01 | L | 130066 | 12.69 | L | 130093 | 33.24 | L |
| YZ250 | 91 | AB251444 | 9.60 | L | AB251271 | 20.01 | L | 130066 | 12.69 | L | 130079 | 32.78 | L |
| YZ250 | 92 - 95 | AB251054 | 13.65 | L | AB251271 | 20.01 | L | 130067 | 22.81 | L | 130079 | 32.78 | L |
| YZ250 | 96 - 97 | AB251090 | 24.61 | L | AB251271 | 20.01 | L | ---- | | | 130079 | 32.78 | L |
| YZ250 | 98 | AB251092 | 22.87 | L | AB251271 | 20.01 | L | 130099 | 21.73 | L | 130079 | 32.78 | L |
| YZ250 | 99 - 01 | AB251092 | 22.87 | L | AB251252 | 25.39 | L | 130069 | 32.07 | L | 130080 | 33.66 | L |
| YZ250 | 02 - 07 | AB251092 | 22.87 | L | AB251252 | 25.39 | L | 130070 | 18.62 | L | 130081 | 31.32 | L |
| YZ250 | 08 - 16 | AB251092 | 22.87 | L | AB251252 | 25.39 | L | 130098 | 19.03 | L | 130081 | 31.32 | L |
| YZ250F | 01 | AB251092 | 22.87 | L | AB251252 | 25.39 | L | 130069 | 32.07 | L | 130080 | 33.66 | L |
| YZ250F | 02 - 06 | AB251092 | 22.87 | L | AB251252 | 25.39 | L | 130070 | 18.62 | L | 130081 | 31.32 | L |
| YZ250F | 07 - 08 | AB251092 | 22.87 | L | AB251252 | 25.39 | L | 130098 | 19.03 | L | 130081 | 31.32 | L |
| YZ250F | 09 - 13 | AB251092 | 22.87 | L | AB251406 | 24.32 | L | 130098 | 19.03 | L | 130097 | 31.71 | L |
| YZ250F | 14 - 16 | AB251482 | 24.75 | L | AB251406 | 24.32 | L | 133952 | 19.95 | L | 130097 | 31.71 | L |
| YZ250FX | 15 | AB251482 | 24.75 | L | AB251252 | 25.39 | L | 133952 | 19.95 | L | 130081 | 31.32 | L |
| YZ250X | 16 | AB251092 | 22.87 | L | AB251252 | 25.39 | L | 130098 | 19.03 | L | 130081 | 31.32 | L |
| BW350 | 87 - 88 | AB251472 | 17.51 | L | AB251377 | 13.10 | L | ---- | | | ---- | | |
| TT350 | 86 - 87 | AB251444 | 9.60 | L | AB251267 | 24.15 | L | ---- | | | ---- | | |
| TY350 | 85 - 86 | AB251143 | 7.49 | L | AB251201 | 15.28 | L | ---- | | | ---- | | |
| XT350 | 85 - 00 | AB251444 | 9.60 | L | AB251231 | 15.28 | L | ---- | | | ---- | | |
| DT 360 | 73 - 74 | AB251038 | 9.90 | L | AB251377 | 13.10 | L | ---- | | | ---- | | |
| MX 360 | 74 | AB251038 | 9.90 | L | AB251220 | 17.46 | L | ---- | | | ---- | | |
| RT 360 | 70 - 73 | AB251038 | 9.90 | L | AB251377 | 13.10 | L | ---- | | | ---- | | |
| DT400 | 75 - 78 | AB251038 | 9.90 | L | AB251220 | 17.46 | L | ---- | | | ---- | | |
| IT400 | 76 - 79 | AB251143 | 7.49 | L | AB251220 | 17.46 | L | ---- | | | ---- | | |
| MX400 | 75 | AB251038 | 9.90 | L | AB251220 | 17.46 | L | ---- | | | ---- | | |
| WR400F | 98 | 132546 | 22.87 | L | AB251271 | 20.01 | L | 130072 | 21.48 | L | 130079 | 32.78 | L |
| WR400F | 99 - 00 | 132546 | 22.87 | L | AB251252 | 25.39 | L | 130072 | 21.48 | L | 130080 | 33.66 | L |
| YZ400 | 76 - 79 | AB251038 | 9.90 | L | AB251220 | 17.46 | L | ---- | | | ---- | | |
| YZ400F | 98 | AB251092 | 22.87 | L | AB251271 | 20.01 | L | 130069 | 32.07 | L | 130079 | 32.78 | L |
| YZ400F | 99 | AB251092 | 22.87 | L | AB251252 | 25.39 | L | 130069 | 32.07 | L | 130080 | 33.66 | L |
| IT425 | 80 | AB251143 | 7.49 | L | AB251220 | 17.46 | L | ---- | | | ---- | | |



WHEEL BEARING KITS CONTINUED

| MODEL | YEARS | WHEEL BEARING KIT FRONT | | | WHEEL BEARING KIT REAR | | | WHEEL SPACER KIT FRONT | | | WHEEL SPACER KIT REAR | | |
|-------------------------|---------|-------------------------|-------|---|------------------------|-------|---|------------------------|-------|---|-----------------------|-------|---|
| YAMAHA CONTINUED | | | | | | | | | | | | | |
| WR426F | 01 | 132546 | 22.87 | L | AB251252 | 25.39 | L | 130072 | 21.48 | L | 130080 | 33.66 | L |
| WR426F | 02 | 132546 | 22.87 | L | AB251252 | 25.39 | L | 130073 | 8.85 | L | 130081 | 31.32 | L |
| YZ426F | 00 - 01 | AB251092 | 22.87 | L | AB251252 | 25.39 | L | 130069 | 32.07 | L | 130080 | 33.66 | L |
| YZ426F | 02 | AB251092 | 22.87 | L | AB251252 | 25.39 | L | 130070 | 18.62 | L | 130081 | 31.32 | L |
| WR450F | 03 - 04 | 132546 | 22.87 | L | AB251252 | 25.39 | L | 130073 | 8.85 | L | 130081 | 31.32 | L |
| WR450F | 05 - 15 | 132546 | 22.87 | L | AB251252 | 25.39 | L | 130074 | 13.96 | L | 130081 | 31.32 | L |
| YZ450F | 03 - 07 | AB251092 | 22.87 | L | AB251252 | 25.39 | L | 130070 | 18.62 | L | 130081 | 31.32 | L |
| YZ450F | 08 | AB251092 | 22.87 | L | AB251252 | 25.39 | L | 130098 | 19.03 | L | 130081 | 31.32 | L |
| YZ450F | 09 - 13 | AB251092 | 22.87 | L | AB251406 | 24.32 | L | 130098 | 19.03 | L | 130097 | 31.71 | L |
| YZ450F | 14 - 16 | AB251482 | 24.75 | L | AB251406 | 24.32 | L | 133952 | 19.95 | L | 130097 | 31.71 | L |
| IT465 | 81 - 82 | AB251143 | 7.49 | L | AB251267 | 24.15 | L | ---- | | | ---- | | |
| YZ465 | 80 | AB251038 | 9.90 | L | AB251220 | 17.46 | L | ---- | | | ---- | | |
| YZ465 | 81 | AB251038 | 9.90 | L | AB251267 | 24.15 | L | ---- | | | ---- | | |
| IT490 | 83 - 84 | AB251143 | 7.49 | L | AB251267 | 24.15 | L | ---- | | | ---- | | |
| YZ490 | 82 - 83 | AB251038 | 9.90 | L | AB251267 | 24.15 | L | ---- | | | ---- | | |
| YZ490 | 84 - 90 | AB251444 | 9.60 | L | AB251267 | 24.15 | L | ---- | | | ---- | | |
| SC500 | 73 - 74 | AB251038 | 9.90 | L | AB251220 | 17.46 | L | ---- | | | ---- | | |
| TT500 | 76 - 81 | AB251038 | 9.90 | L | AB251220 | 17.46 | L | ---- | | | ---- | | |
| WR500 | 92 - 93 | AB251444 | 9.60 | L | AB251271 | 20.01 | L | ---- | | | ---- | | |
| XT500 | 76 - 82 | AB251038 | 9.90 | L | AB251377 | 13.10 | L | ---- | | | ---- | | |
| XT550 | 82 - 83 | AB251038 | 9.90 | L | AB251248 | 23.30 | L | ---- | | | ---- | | |
| TT600 | 83 - 84 | AB251143 | 7.49 | L | AB251267 | 24.15 | L | ---- | | | ---- | | |
| TT600 | 85 - 86 | AB251444 | 9.60 | L | AB251267 | 24.15 | L | ---- | | | ---- | | |
| XT600 | 84 - 95 | AB251444 | 9.60 | L | AB251248 | 23.30 | L | ---- | | | ---- | | |
| XT600 (SA) | 96 - 00 | AB251038 | 9.90 | L | 130605 | 10.49 | L | ---- | | | ---- | | |
| XT600 (SA) | 02 | AB251038 | 9.90 | L | ---- | | | ---- | | | ---- | | |
| XT600E (Euro) | 96 - 02 | AB251038 | 9.90 | L | ---- | | | ---- | | | ---- | | |

- accessories
- body
- handlebar & grips
- cables & levers
- exhaust
- engine
- fuel & intake
- electrical & ignition
- clutch
- drive
- bearings**
- brakes
- steering & suspension
- tires
- tools & shop



WHEEL BEARING UPGRADE

- accessories
- body
- handlebar & grips
- cables & levers
- exhaust
- engine
- fuel & intake
- electrical & ignition
- clutch
- drive
- bearings**
- brakes
- steering & suspension
- tires
- tools & shop

| MODEL | YEARS | REAR WHEEL BEARING UPGRADE KIT
(INCLUDES SEALS BEARING INNER AND OUTER SPACERS) | | | REPLACEMENT BEARING AND SEAL KIT | | |
|------------------|---------|--|-------|---|----------------------------------|-------|---|
| HUSABERG | | | | | | | |
| FE250 | 13 - 14 | 130890 | 58.27 | L | 130891 | 19.19 | L |
| TE250 | 11 - 14 | 130890 | 58.27 | L | 130891 | 19.19 | L |
| TE300 | 11 - 14 | 130890 | 58.27 | L | 130891 | 19.19 | L |
| FE350 | 13 - 14 | 130890 | 58.27 | L | 130891 | 19.19 | L |
| 390FE | 10 - 11 | 130890 | 58.27 | L | 130891 | 19.19 | L |
| 450FC | 04 - 05 | 130890 | 58.27 | L | 130891 | 19.19 | L |
| 450FE | 04 - 11 | 130890 | 58.27 | L | 130891 | 19.19 | L |
| 450FS-C | 05 - 06 | 130890 | 58.27 | L | 130891 | 19.19 | L |
| 450FX | 10 - 11 | 130890 | 58.27 | L | 130891 | 19.19 | L |
| FE450 | 14 | 130890 | 58.27 | L | 130891 | 19.19 | L |
| FE501 | 13 - 14 | 130890 | 58.27 | L | 130891 | 19.19 | L |
| 550FE | 07 - 08 | 130890 | 58.27 | L | 130891 | 19.19 | L |
| 570FE | 09 - 11 | 130890 | 58.27 | L | 130891 | 19.19 | L |
| 570FS | 10 - 11 | 130890 | 58.27 | L | 130891 | 19.19 | L |
| 650FC | 04 - 05 | 130890 | 58.27 | L | 130891 | 19.19 | L |
| 650FE | 04 - 08 | 130890 | 58.27 | L | 130891 | 19.19 | L |
| 650FS | 08 | 130890 | 58.27 | L | 130891 | 19.19 | L |
| 650FS-C | 05 - 06 | 130890 | 58.27 | L | 130891 | 19.19 | L |
| HUSQVARNA | | | | | | | |
| TC 125 | 14 - 15 | 130890 | 58.27 | L | 130891 | 19.19 | L |
| TE 125 | 15 | 130890 | 58.27 | L | 130891 | 19.19 | L |
| FC 250 | 14 - 15 | 130890 | 58.27 | L | 130891 | 19.19 | L |
| FE 250 | 14 - 15 | 130890 | 58.27 | L | 130891 | 19.19 | L |
| TC 250 | 14 - 15 | 130890 | 58.27 | L | 130891 | 19.19 | L |
| TE 250 | 14 - 15 | 130890 | 58.27 | L | 130891 | 19.19 | L |
| TE 300 | 14 - 15 | 130890 | 58.27 | L | 130891 | 19.19 | L |
| FC 350 | 14 - 15 | 130890 | 58.27 | L | 130891 | 19.19 | L |
| FE 350 | 14 - 15 | 130890 | 58.27 | L | 130891 | 19.19 | L |
| FE 350S | 15 | 130890 | 58.27 | L | 130891 | 19.19 | L |
| FC 450 | 14 - 15 | 130890 | 58.27 | L | 130891 | 19.19 | L |
| FE 450 | 14 | 130890 | 58.27 | L | 130891 | 19.19 | L |
| FE 501 | 14 - 15 | 130890 | 58.27 | L | 130891 | 19.19 | L |
| FE 501S | 15 | 130890 | 58.27 | L | 130891 | 19.19 | L |
| KTM | | | | | | | |
| EGS 125 | 93 - 99 | 130890 | 58.27 | L | 130891 | 19.19 | L |
| EXC 125 | 93 - 09 | 130890 | 58.27 | L | 130891 | 19.19 | L |
| EXE 125 | 00 - 01 | 130890 | 58.27 | L | 130891 | 19.19 | L |
| SX 125 | 93 - 12 | 130890 | 58.27 | L | 130891 | 19.19 | L |
| SXS 125 | 04 | 130890 | 58.27 | L | 130891 | 19.19 | L |
| SX 144 | 07 - 08 | 130890 | 58.27 | L | 130891 | 19.19 | L |
| SX 150 | 09 - 12 | 130890 | 58.27 | L | 130891 | 19.19 | L |
| XC 150 | 10 - 13 | 130890 | 58.27 | L | 130891 | 19.19 | L |
| EGS 200 | 98 - 99 | 130890 | 58.27 | L | 130891 | 19.19 | L |
| EXC 200 | 98 - 05 | 130890 | 58.27 | L | 130891 | 19.19 | L |
| MXC 200 | 98 - 03 | 130890 | 58.27 | L | 130891 | 19.19 | L |
| SX 200 | 00 - 04 | 130890 | 58.27 | L | 130891 | 19.19 | L |
| XC 200 | 06 - 09 | 130890 | 58.27 | L | 130891 | 19.19 | L |
| XC-W 200 | 06 - 16 | 130890 | 58.27 | L | 130891 | 19.19 | L |
| EGS 250 | 94 - 99 | 130890 | 58.27 | L | 130891 | 19.19 | L |



WHEEL BEARING UPGRADE CONTINUED

| MODEL | YEARS | REAR WHEEL BEARING UPGRADE KIT
(INCLUDES SEALS BEARING INNER AND OUTER SPACERS) | | | REPLACEMENT BEARING AND SEAL KIT | | |
|----------------------|---------|--|-------|---|----------------------------------|-------|---|
| KTM CONTINUED | | | | | | | |
| EXC 250 | 94 - 05 | 130890 | 58.27 | L | 130891 | 19.19 | L |
| EXC-G 250 Racing | 02 - 05 | 130890 | 58.27 | L | 130891 | 19.19 | L |
| MXC 250 | 98 - 01 | 130890 | 58.27 | L | 130891 | 19.19 | L |
| SX 250 | 94 - 12 | 130890 | 58.27 | L | 130891 | 19.19 | L |
| SX-F 250 | 05 - 12 | 130890 | 58.27 | L | 130891 | 19.19 | L |
| SXS 250 | 01 - 04 | 130890 | 58.27 | L | 130891 | 19.19 | L |
| XC 250 | 06 - 12 | 130890 | 58.27 | L | 130891 | 19.19 | L |
| XC-F 250 | 07 - 12 | 130890 | 58.27 | L | 130891 | 19.19 | L |
| XC-FW 250 | 07 - 16 | 130890 | 58.27 | L | 130891 | 19.19 | L |
| XC-W 250 | 06 - 16 | 130890 | 58.27 | L | 130891 | 19.19 | L |
| EGS 300 | 94 - 99 | 130890 | 58.27 | L | 130891 | 19.19 | L |
| EXC 300 | 94 - 05 | 130890 | 58.27 | L | 130891 | 19.19 | L |
| MXC 300 | 94 - 05 | 130890 | 58.27 | L | 130891 | 19.19 | L |
| SX 300 | 94 | 130890 | 58.27 | L | 130891 | 19.19 | L |
| XC 300 | 06 - 12 | 130890 | 58.27 | L | 130891 | 19.19 | L |
| XC-W 300 | 06 - 16 | 130890 | 58.27 | L | 130891 | 19.19 | L |
| XC-W 300 SIX DAYS | 15 | 130890 | 58.27 | L | 130891 | 19.19 | L |
| EXC-F 350 | 13 - 16 | 130890 | 58.27 | L | 130891 | 19.19 | L |
| SX-F 350 | 11 - 12 | 130890 | 58.27 | L | 130891 | 19.19 | L |
| XC-F 350 | 11 - 12 | 130890 | 58.27 | L | 130891 | 19.19 | L |
| XC-FW 350 | 12 - 16 | 130890 | 58.27 | L | 130891 | 19.19 | L |
| XC-FW 350 SIX DAYS | 15 | 130890 | 58.27 | L | 130891 | 19.19 | L |
| EGS 360 | 96 - 97 | 130890 | 58.27 | L | 130891 | 19.19 | L |
| EXC 360 | 96 - 97 | 130890 | 58.27 | L | 130891 | 19.19 | L |
| MXC 360 | 96 - 97 | 130890 | 58.27 | L | 130891 | 19.19 | L |
| SX 360 | 96 - 97 | 130890 | 58.27 | L | 130891 | 19.19 | L |
| EGS 380 | 98 - 99 | 130890 | 58.27 | L | 130891 | 19.19 | L |
| EXC 380 | 98 - 02 | 130890 | 58.27 | L | 130891 | 19.19 | L |
| MXC 380 | 98 - 01 | 130890 | 58.27 | L | 130891 | 19.19 | L |
| SX 380 | 98 - 02 | 130890 | 58.27 | L | 130891 | 19.19 | L |
| EXC 400 | 00 - 02 | 130890 | 58.27 | L | 130891 | 19.19 | L |
| EXC-G 400 | 04 - 06 | 130890 | 58.27 | L | 130891 | 19.19 | L |
| MXC 400 | 01 - 02 | 130890 | 58.27 | L | 130891 | 19.19 | L |
| SC 400 | 00 | 130890 | 58.27 | L | 130891 | 19.19 | L |
| SX 400 | 98 - 02 | 130890 | 58.27 | L | 130891 | 19.19 | L |
| SXC 400 | 97 - 00 | 130890 | 58.27 | L | 130891 | 19.19 | L |
| TXC 400 | 98 | 130890 | 58.27 | L | 130891 | 19.19 | L |
| XC-W 400 | 07 - 10 | 130890 | 58.27 | L | 130891 | 19.19 | L |
| EXC 440 | 94 - 95 | 130890 | 58.27 | L | 130891 | 19.19 | L |
| MXC 440 | 94 | 130890 | 58.27 | L | 130891 | 19.19 | L |
| SX 440 | 94 | 130890 | 58.27 | L | 130891 | 19.19 | L |
| EXC 450 | 03 - 11 | 130890 | 58.27 | L | 130891 | 19.19 | L |
| EXC-G 450 | 04 - 07 | 130890 | 58.27 | L | 130891 | 19.19 | L |
| EXC-R 450 | 08 | 130890 | 58.27 | L | 130891 | 19.19 | L |
| MXC-G 450 | 03 - 05 | 130890 | 58.27 | L | 130891 | 19.19 | L |
| SMR 450 | 05 - 07 | 130890 | 58.27 | L | 130891 | 19.19 | L |
| SMS 450 | 03 - 04 | 130890 | 58.27 | L | 130891 | 19.19 | L |
| SX 450 | 03 - 06 | 130890 | 58.27 | L | 130891 | 19.19 | L |
| SX-F 450 | 07 - 12 | 130890 | 58.27 | L | 130891 | 19.19 | L |
| SXS 450 | 03 - 04 | 130890 | 58.27 | L | 130891 | 19.19 | L |
| XC 450 | 04 - 07 | 130890 | 58.27 | L | 130891 | 19.19 | L |

- accessories
- body
- handlebar & grips
- cables & levers
- exhaust
- engine
- fuel & intake
- electrical & ignition
- clutch
- drive
- bearings**
- brakes
- steering & suspension
- tires
- tools & shop



WHEEL BEARING UPGRADE CONTINUED

| MODEL | YEARS | REAR WHEEL BEARING UPGRADE KIT
(INCLUDES SEALS BEARING INNER AND OUTER SPACERS) | | | REPLACEMENT BEARING AND SEAL KIT | | |
|----------------------|---------|--|-------|---|----------------------------------|-------|---|
| KTM CONTINUED | | | | | | | |
| XC-F 450 | 08 - 09 | 130890 | 58.27 | L | 130891 | 19.19 | L |
| XCR-W 450 | 08 | 130890 | 58.27 | L | 130891 | 19.19 | L |
| XC-W 450 | 07 - 16 | 130890 | 58.27 | L | 130891 | 19.19 | L |
| EXC 500 | 12 - 16 | 130890 | 58.27 | L | 130891 | 19.19 | L |
| XC-W 500 | 12 - 16 | 130890 | 58.27 | L | 130891 | 19.19 | L |
| SX-F 505 | 08 | 130890 | 58.27 | L | 130891 | 19.19 | L |
| XC-F 505 | 08 - 09 | 130890 | 58.27 | L | 130891 | 19.19 | L |
| EXC 520 | 00 - 02 | 130890 | 58.27 | L | 130891 | 19.19 | L |
| MXC 520 | 01 - 02 | 130890 | 58.27 | L | 130891 | 19.19 | L |
| SX 520 | 00 - 02 | 130890 | 58.27 | L | 130891 | 19.19 | L |
| EXC 525 | 03 - 07 | 130890 | 58.27 | L | 130891 | 19.19 | L |
| MXC-G 525 | 03 - 05 | 130890 | 58.27 | L | 130891 | 19.19 | L |
| SMR 525 | 05 | 130890 | 58.27 | L | 130891 | 19.19 | L |
| SX 525 | 03 - 06 | 130890 | 58.27 | L | 130891 | 19.19 | L |
| XC 525 | 06 - 07 | 130890 | 58.27 | L | 130891 | 19.19 | L |
| XC-W 525 | 07 | 130890 | 58.27 | L | 130891 | 19.19 | L |
| EXC 530 | 10 - 11 | 130890 | 58.27 | L | 130891 | 19.19 | L |
| EXC-R 530 | 08 - 09 | 130890 | 58.27 | L | 130891 | 19.19 | L |
| XCR-W 530 | 08 | 130890 | 58.27 | L | 130891 | 19.19 | L |
| XC-W 530 | 09 - 11 | 130890 | 58.27 | L | 130891 | 19.19 | L |
| SXS 540 | 01 - 06 | 130890 | 58.27 | L | 130891 | 19.19 | L |
| MXC 550 | 94 - 96 | 130890 | 58.27 | L | 130891 | 19.19 | L |
| SMR 560 | 06 - 07 | 130890 | 58.27 | L | 130891 | 19.19 | L |
| 620 TXC | 98 | 130890 | 58.27 | L | 130891 | 19.19 | L |
| EXC 620 | 94 | 130890 | 58.27 | L | 130891 | 19.19 | L |
| Super Moto 620 | 98 | 130890 | 58.27 | L | 130891 | 19.19 | L |
| SX 620 | 97 - 99 | 130890 | 58.27 | L | 130891 | 19.19 | L |
| SXC 620 | 97 | 130890 | 58.27 | L | 130891 | 19.19 | L |
| TXC 620 | 98 | 130890 | 58.27 | L | 130891 | 19.19 | L |
| SXC 625 | 03 - 05 | 130890 | 58.27 | L | 130891 | 19.19 | L |



STEERING STEM BEARINGS

| MODEL | YEARS | STEERING BEARING KIT
(INCLUDES SEALS BEARINGS
WITH RACES) | | |
|---------------------|---------|---|-------|---|
| APRILLA | | | | |
| MX125 | 04 | AB221044 | 22.33 | L |
| RXV 450 | 06 - 11 | 132569 | 41.98 | L |
| SXV 450 | 06 - 11 | 132569 | 41.98 | L |
| RXV 550 | 06 - 11 | 132569 | 41.98 | L |
| SXV 550 | 06 - 11 | 132569 | 41.98 | L |
| BETA | | | | |
| REV 50 | 06 - 08 | AB221047 | 28.00 | L |
| EVO 80 | 09 - 11 | AB221047 | 28.00 | L |
| EVO JR 80 | 09 - 11 | AB221047 | 28.00 | L |
| REV 80 | 06 - 08 | AB221047 | 28.00 | L |
| EVO 2T 125 | 09 - 14 | AB221047 | 28.00 | L |
| REV 2T 125 | 04 - 08 | AB221047 | 28.00 | L |
| EVO 2T 200 | 09 - 13 | AB221047 | 28.00 | L |
| REV 2T 200 | 04 - 08 | AB221047 | 28.00 | L |
| EVO 2T 250 | 09 - 13 | AB221047 | 28.00 | L |
| EVO 4T 250 | 09 - 12 | AB221047 | 28.00 | L |
| REV 2T 250 | 04 - 08 | AB221047 | 28.00 | L |
| REV 4T 250 | 08 | AB221047 | 28.00 | L |
| REV 2T 270 | 04 - 08 | AB221047 | 28.00 | L |
| EVO 2T 290 | 09 - 11 | AB221047 | 28.00 | L |
| EVO 2T 300 | 12 - 13 | AB221047 | 28.00 | L |
| EVO 4T 300 | 09 - 12 | AB221047 | 28.00 | L |
| GAS GAS | | | | |
| MC 65 | 06 | AB221047 | 28.00 | L |
| EC125 | 01 - 05 | AB221044 | 22.33 | L |
| EC125 | 06 - 11 | AB221056 | 40.16 | L |
| HALLEY 2T 125
EH | 09 | AB221044 | 22.33 | L |
| HALLEY 2T 125
SM | 09 | AB221044 | 22.33 | L |
| HALLEY 4T 125
EH | 09 | AB221044 | 22.33 | L |
| MC125 | 01 - 05 | AB221044 | 22.33 | L |
| MC125 | 06 - 09 | AB221056 | 40.16 | L |
| PAMPERA 125 | 02 - 05 | AB221047 | 28.00 | L |
| SM125 | 03 - 06 | AB221044 | 22.33 | L |
| SM125 | 07 - 09 | AB221056 | 40.16 | L |
| TXT Trials 125 | 98 - 01 | AB251523 | 44.18 | L |
| TXT Trials 125 | 02 - 12 | AB221047 | 28.00 | L |
| EC200 | 99 - 05 | AB221044 | 22.33 | L |
| EC200 | 06 - 11 | AB221056 | 40.16 | L |
| TXT Trials 200 | 98 - 01 | AB251523 | 44.18 | L |
| TXT Trials 200 | 02 - 09 | AB221047 | 28.00 | L |
| EC250 | 96 - 05 | AB221044 | 22.33 | L |
| EC250 | 06 - 13 | AB221056 | 40.16 | L |
| EC250 4T | 10 - 12 | AB221056 | 40.16 | L |
| MC250 | 99 - 05 | AB221044 | 22.33 | L |
| MC250 | 06 - 09 | AB221056 | 40.16 | L |
| PAMPERA 250 | 02 - 05 | AB221047 | 28.00 | L |
| SM250 | 03 - 05 | AB221044 | 22.33 | L |

| MODEL | YEARS | STEERING BEARING KIT
(INCLUDES SEALS BEARINGS
WITH RACES) | | |
|--------------------------|---------|---|-------|---|
| GAS GAS CONTINUED | | | | |
| TXT Trials 250 | 98 - 01 | AB251523 | 44.18 | L |
| TXT Trials 250 | 02 - 12 | AB221047 | 28.00 | L |
| PAMPERA 280 | 02 - 05 | AB221047 | 28.00 | L |
| TXT Trials 280 | 98 - 01 | AB251523 | 44.18 | L |
| TXT Trials 280 | 02 - 12 | AB221047 | 28.00 | L |
| EC300 | 99 - 05 | AB221044 | 22.33 | L |
| EC300 | 06 - 13 | AB221056 | 40.16 | L |
| TXT Trials 300 | 98 - 01 | AB251523 | 44.18 | L |
| TXT Trials 300 | 02 - 13 | AB221047 | 28.00 | L |
| EC450FSE | 03 - 05 | AB221044 | 22.33 | L |
| EC450FSE | 06 | AB221056 | 40.16 | L |
| EC450FSR | 07 - 09 | AB221056 | 40.16 | L |
| HALLEY 450 EH | 09 | AB221056 | 40.16 | L |
| HALLEY 450 SM | 09 | AB221056 | 40.16 | L |
| MC450FSR | 07 | AB221056 | 40.16 | L |
| PAMPERA 450 | 07 | AB221044 | 22.33 | L |
| SM450FSE | 04 - 05 | AB221044 | 22.33 | L |
| SM450FSR | 07 - 09 | AB221056 | 40.16 | L |
| HONDA | | | | |
| CRF50F | 04 - 15 | AB221002 | 41.10 | L |
| CRM50R (EURO) | 93 - 96 | AB221002 | 41.10 | L |
| MT50S (EURO) | 93 - 96 | AB221002 | 41.10 | L |
| XR50R | 00 - 03 | AB221002 | 41.10 | L |
| Z-50 | 72 - 78 | AB221002 | 41.10 | L |
| Z-50R | 79 - 99 | AB221002 | 41.10 | L |
| Z-50RD | 86 | AB221002 | 41.10 | L |
| CR60 | 83 | AB221002 | 41.10 | L |
| CRF70F | 04 - 12 | AB221002 | 41.10 | L |
| CT70 Trail | 69 - 94 | AB221002 | 41.10 | L |
| SL70 | 71 - 73 | AB221002 | 41.10 | L |
| XL70 | 76 | AB221002 | 41.10 | L |
| XR70R | 97 - 03 | AB221002 | 41.10 | L |
| CRM75R (EURO) | 89 - 94 | AB221002 | 41.10 | L |
| XL75 | 77 - 79 | AB221002 | 41.10 | L |
| XR75 | 73 - 78 | AB221002 | 41.10 | L |
| CR80 | 80 - 82 | AB221002 | 41.10 | L |
| CR80R | 87 - 02 | AB221021 | 33.90 | L |
| CR80RB | 97 - 02 | AB221021 | 33.90 | L |
| CRF80F | 04 - 13 | AB221002 | 41.10 | L |
| XL80S | 80 - 85 | AB221002 | 41.10 | L |
| XR80 | 79 - 84 | AB221002 | 41.10 | L |
| XR80R | 85 - 03 | AB221002 | 41.10 | L |
| CR85R/RB | 03 - 07 | AB221021 | 33.90 | L |
| CT90 Trail | 66 - 79 | AB221002 | 41.10 | L |
| CRF100F | 04 - 13 | AB221002 | 41.10 | L |
| XL100 | 76 - 80 | AB221002 | 41.10 | L |
| XL100S | 79 - 85 | AB221002 | 41.10 | L |
| XR100 | 81 - 84 | AB221002 | 41.10 | L |
| XR100R | 85 - 03 | AB221002 | 41.10 | L |
| CRF110F | 13 - 16 | AB221029 | 41.10 | L |
| CT110 Trail | 80 - 86 | AB221002 | 41.10 | L |

- accessories
- body
- handlebar & grips
- cables & levers
- exhaust
- engine
- fuel & intake
- electrical & ignition
- clutch
- drive
- bearings**
- brakes
- steering & suspension
- tires
- tools & shop



STEERING STEM BEARINGS CONTINUED

- accessories
- body
- handlebar & grips
- cables & levers
- exhaust
- engine
- fuel & intake
- electrical & ignition
- clutch
- drive
- bearings
- brakes
- steering & suspension
- tires
- tools & shop

| MODEL | YEARS | STEERING BEARING KIT
(INCLUDES SEALS BEARINGS
WITH RACES) | | | |
|----------------------------|---------|---|-------|---|--|
| HONDA CONTINUED | | | | | |
| CR125M | 74 - 78 | AB221002 | 41.10 | L | |
| CR125R | 79 - 81 | AB221057 | 47.71 | L | |
| CR125R | 82 - 89 | AB221021 | 33.90 | L | |
| CR125R | 90 - 92 | AB221018 | 42.39 | L | |
| CR125R | 93 - 94 | AB221010 | 47.73 | L | |
| CR125R | 95 - 97 | AB221030 | 43.29 | L | |
| CR125R | 98 - 07 | AB221010 | 47.73 | L | |
| CRF125F | 14 - 16 | AB221029 | 41.10 | L | |
| CRM125R (NOT
US MODEL) | 93 - 99 | AB221022 | 30.05 | L | |
| MT125 Elsinore | 74 - 76 | AB221002 | 41.10 | L | |
| NX125 (EURO) | 95 - 97 | AB221022 | 30.05 | L | |
| SL125 Moto Sport | 71 - 73 | AB221002 | 41.10 | L | |
| TL125 | 73 - 76 | AB221002 | 41.10 | L | |
| XL125 | 74 - 85 | AB221002 | 41.10 | L | |
| XLR125 (Euro) | 98 | AB221021 | 33.90 | L | |
| XR125L (Euro) | 04 - 11 | AB221021 | 33.90 | L | |
| CRF150F | 03 - 16 | AB221021 | 33.90 | L | |
| CRF150R/RB | 07 - 16 | AB221021 | 33.90 | L | |
| MR175 Elsinore | 76 - 77 | AB221002 | 41.10 | L | |
| SL175 | 70 - 71 | 132565 | 48.18 | L | |
| XL175 | 73 - 78 | 132565 | 48.18 | L | |
| XL185S | 79 - 83 | AB221002 | 41.10 | L | |
| XR185 | 79 | AB221002 | 41.10 | L | |
| CTX200 | 02 - 11 | AB221021 | 33.90 | L | |
| TLR200 Reflex | 86 - 87 | AB221029 | 41.10 | L | |
| TR200 Fatcat | 86 - 87 | AB221029 | 41.10 | L | |
| XL200R | 83 - 84 | AB221021 | 33.90 | L | |
| XR200 | 80 - 84 | AB221002 | 41.10 | L | |
| XR200R | 81 - 02 | AB221021 | 33.90 | L | |
| CRF230F | 03 - 16 | AB221021 | 33.90 | L | |
| CRF230L | 08 - 09 | AB221021 | 33.90 | L | |
| CRF230M | 09 | AB221021 | 33.90 | L | |
| CR250 | 73 | 132565 | 48.18 | L | |
| CR250 | 74 - 76 | AB221029 | 41.10 | L | |
| CR250R | 78 - 81 | AB221057 | 47.71 | L | |
| CR250R | 82 - 89 | AB221021 | 33.90 | L | |
| CR250R | 90 - 91 | AB221018 | 42.39 | L | |
| CR250R | 92 - 94 | AB221010 | 47.73 | L | |
| CR250R | 95 - 96 | AB221030 | 43.29 | L | |
| CR250R | 97 - 07 | AB221010 | 47.73 | L | |
| CRF250L | 13 - 15 | AB221021 | 33.90 | L | |
| CRF250R | 04 - 09 | AB221010 | 47.73 | L | |
| CRF250R | 10 - 13 | AB221059 | 40.12 | L | |
| CRF250R | 14 - 16 | 132567 | 39.35 | L | |
| CRF250X | 04 - 15 | AB221010 | 47.73 | L | |
| CRM250AR (NOT
US MODEL) | 96 - 99 | AB221021 | 33.90 | L | |
| MR250 | 76 | AB221029 | 41.10 | L | |
| MT250 | 74 - 76 | AB221029 | 41.10 | L | |
| NX250 | 88 - 90 | AB221021 | 33.90 | L | |
| TL250 | 75 - 76 | 132565 | 48.18 | L | |

| MODEL | YEARS | STEERING BEARING KIT
(INCLUDES SEALS BEARINGS
WITH RACES) | | | |
|-------------------------|---------|---|-------|---|--|
| HONDA CONTINUED | | | | | |
| XL250 | 72 - 76 | 132565 | 48.18 | L | |
| XL250R | 82 - 87 | AB221021 | 33.90 | L | |
| XL250S | 78 - 81 | AB221029 | 41.10 | L | |
| XR250 | 79 - 80 | AB221029 | 41.10 | L | |
| XR250 TORNADO
(EURO) | 01 - 02 | AB221021 | 33.90 | L | |
| XR250L | 91 - 96 | AB221021 | 33.90 | L | |
| XR250R | 81 - 04 | AB221021 | 33.90 | L | |
| XRE300 (SA) | 10 - 12 | AB221021 | 33.90 | L | |
| SL350 | 70 | 130272 | 44.78 | L | |
| SL350K1 | 71 | 130272 | 44.78 | L | |
| SL350K2 | 72 | 130272 | 44.78 | L | |
| XL350 | 74 - 78 | 132565 | 48.18 | L | |
| XL350R | 84 - 85 | AB221021 | 33.90 | L | |
| XR350R | 83 - 85 | AB221021 | 33.90 | L | |
| XR400R | 96 - 04 | AB221021 | 33.90 | L | |
| CR450R | 81 | AB221021 | 33.90 | L | |
| CRF450R | 02 - 08 | AB221010 | 47.73 | L | |
| CRF450R | 09 - 12 | AB221059 | 40.12 | L | |
| CRF450R | 13 - 16 | 132567 | 39.35 | L | |
| CRF450X | 05 - 15 | AB221010 | 47.73 | L | |
| CR480R | 82 - 83 | AB221021 | 33.90 | L | |
| CR500R | 84 - 89 | AB221021 | 33.90 | L | |
| CR500R | 90 - 01 | AB221018 | 42.39 | L | |
| NX500 (EURO) | 93 - 99 | AB221021 | 33.90 | L | |
| XL500R | 82 | AB221021 | 33.90 | L | |
| XL500S | 79 - 81 | AB221029 | 41.10 | L | |
| XR500 | 79 - 80 | AB221029 | 41.10 | L | |
| XR500R | 81 - 84 | AB221021 | 33.90 | L | |
| XL600R | 83 - 87 | AB221021 | 33.90 | L | |
| XR600R | 85 - 00 | AB221021 | 33.90 | L | |
| FMX650 (Euro) | 05 - 06 | AB221021 | 33.90 | L | |
| FX650 (Euro) | 99 - 00 | AB221021 | 33.90 | L | |
| XR650L | 93 - 15 | AB221021 | 33.90 | L | |
| XR650R | 00 - 07 | AB221018 | 42.39 | L | |
| HUSABERG | | | | | |
| 1989-2008 All
Models | All | AB221032 | 23.01 | L | |
| FE250 | 13 - 14 | AB221026 | 30.05 | L | |
| TE250 | 11 - 14 | AB221026 | 30.05 | L | |
| TE300 | 11 - 14 | AB221026 | 30.05 | L | |
| FE350 | 13 - 14 | AB221026 | 30.05 | L | |
| 390FE | 10 - 11 | AB221026 | 30.05 | L | |
| 450FC | 01 - 05 | AB221032 | 23.01 | L | |
| 450FE | 04 - 08 | AB221032 | 23.01 | L | |
| 450FE | 09 - 11 | AB221026 | 30.05 | L | |
| 450FE-E | 01 - 03 | AB221032 | 23.01 | L | |
| 450FS | 04 | AB221032 | 23.01 | L | |
| 450FS-C | 01 - 06 | AB221032 | 23.01 | L | |
| 450FS-E | 01 - 08 | AB221032 | 23.01 | L | |
| 450FX | 10 - 11 | AB221026 | 30.05 | L | |



STEERING STEM BEARINGS CONTINUED

| MODEL | YEARS | STEERING BEARING KIT
(INCLUDES SEALS BEARINGS
WITH RACES) | | |
|----------------------------|---------|---|-------|---|
| HUSABERGA CONTINUED | | | | |
| 450FX-E | 01 - 03 | AB221032 | 23.01 | L |
| FE450 | 14 | AB221026 | 30.05 | L |
| FE501 | 13 - 14 | AB221026 | 30.05 | L |
| 550FE | 07 - 08 | AB221032 | 23.01 | L |
| 550FS-E | 07 | AB221032 | 23.01 | L |
| 570FE | 09 - 11 | AB221026 | 30.05 | L |
| 570FS | 10 - 11 | AB221026 | 30.05 | L |
| 650FC | 04 - 05 | AB221032 | 23.01 | L |
| 650FE | 04 - 08 | AB221032 | 23.01 | L |
| 650FS | 04 - 08 | AB221032 | 23.01 | L |
| 650FS-C | 05 - 06 | AB221032 | 23.01 | L |
| 650FS-E | 05 - 07 | AB221032 | 23.01 | L |
| HUSQVARNA | | | | |
| CR65 | 12 | AB221047 | 28.00 | L |
| TC 85 | 14 - 15 | AB221047 | 28.00 | L |
| CR125 | 93 - 98 | AB221032 | 23.01 | L |
| CR125 | 99 - 13 | AB221061 | 30.99 | L |
| SM125 | 98 | AB221032 | 23.01 | L |
| TC 125 | 14 - 15 | AB221026 | 30.05 | L |
| TE 125 | 15 | AB221026 | 30.05 | L |
| WR125 | 98 - 07 | AB221032 | 23.01 | L |
| WR125 | 08 - 13 | AB221061 | 30.99 | L |
| WRE125 | 95 | AB221032 | 23.01 | L |
| WXC-WXE 125 | 94 - 95 | AB221032 | 23.01 | L |
| WR240 | 88 | AB221032 | 23.01 | L |
| CR250 | 93 - 95 | AB221032 | 23.01 | L |
| CR250 | 99 - 04 | AB221061 | 30.99 | L |
| FC 250 | 14 - 15 | AB221026 | 30.05 | L |
| FE 250 | 14 - 15 | AB221026 | 30.05 | L |
| TC 250 | 14 - 15 | AB221026 | 30.05 | L |
| TC250 | 03 - 13 | AB221061 | 30.99 | L |
| TE 250 | 14 - 15 | AB221026 | 30.05 | L |
| TE250 | 03 - 07 | AB221032 | 23.01 | L |
| TE250 | 08 - 13 | AB221061 | 30.99 | L |
| TXC250 | 08 - 13 | AB221061 | 30.99 | L |
| WR250 | 88 - 07 | AB221032 | 23.01 | L |
| WR250 | 08 - 13 | AB221061 | 30.99 | L |
| WXC-WXE 250 | 93 - 95 | AB221032 | 23.01 | L |
| XC250 | 88 | AB221032 | 23.01 | L |
| TE 300 | 14 - 15 | AB221026 | 30.05 | L |
| WR300 | 08 - 13 | AB221061 | 30.99 | L |
| TE310 | 09 - 13 | AB221061 | 30.99 | L |
| TXC310 | 12 - 13 | AB221061 | 30.99 | L |
| FC 350 | 14 - 15 | AB221026 | 30.05 | L |
| FE 350 | 14 - 15 | AB221026 | 30.05 | L |
| FE 350S | 15 | AB221026 | 30.05 | L |
| TE350 | 95 | AB221032 | 23.01 | L |
| WXC-WXE 350 | 92 - 94 | AB221032 | 23.01 | L |
| WXE350 | 91 | AB221032 | 23.01 | L |
| CR360 | 93 | AB221032 | 23.01 | L |
| WR360 | 98 - 02 | AB221032 | 23.01 | L |

| MODEL | YEARS | STEERING BEARING KIT
(INCLUDES SEALS BEARINGS
WITH RACES) | | |
|----------------------------|---------|---|-------|---|
| HUSQVARNA CONTINUED | | | | |
| WXC-WXE 360 | 93 - 95 | AB221032 | 23.01 | L |
| SM400R | 04 | AB221032 | 23.01 | L |
| TE400 | 01 | AB221032 | 23.01 | L |
| WR400 | 88 | AB221032 | 23.01 | L |
| TE410 | 99 - 01 | AB221032 | 23.01 | L |
| TE410E | 99 | AB221032 | 23.01 | L |
| CR430 | 88 | AB221032 | 23.01 | L |
| WR430 | 88 | AB221032 | 23.01 | L |
| XC430 | 88 | AB221032 | 23.01 | L |
| FC 450 | 14 - 15 | AB221026 | 30.05 | L |
| FE 450 | 14 | AB221026 | 30.05 | L |
| SM450 | 10 | AB221061 | 30.99 | L |
| SM450R | 03 - 07 | AB221032 | 23.01 | L |
| SM450R | 08 - 09 | AB221061 | 30.99 | L |
| TC450 | 03 - 10 | AB221061 | 30.99 | L |
| TE TC TXC 449 | 11 - 13 | AB221061 | 30.99 | L |
| TE450 | 03 - 07 | AB221032 | 23.01 | L |
| TE450 | 08 - 10 | AB221061 | 30.99 | L |
| TXC450 | 08 - 10 | AB221061 | 30.99 | L |
| FE 501 | 14 - 15 | AB221026 | 30.05 | L |
| FE 501S | 15 | AB221026 | 30.05 | L |
| SM510 | 10 | AB221061 | 30.99 | L |
| SM510R | 05 - 07 | AB221032 | 23.01 | L |
| SM510R | 08 - 09 | AB221061 | 30.99 | L |
| TC510 | 88 - 90 | AB221032 | 23.01 | L |
| TC510 | 05 - 09 | AB221061 | 30.99 | L |
| TE510 | 88 - 07 | AB221032 | 23.01 | L |
| TE510 | 09 - 10 | AB221061 | 30.99 | L |
| TX510 | 88 | AB221032 | 23.01 | L |
| TXC510 | 08 - 10 | AB221061 | 30.99 | L |
| TE TXC 511 | 12 - 13 | AB221061 | 30.99 | L |
| SM530R | 09 | AB221061 | 30.99 | L |
| SMR570 | 01 - 04 | AB221032 | 23.01 | L |
| TC570 | 01 - 02 | AB221061 | 30.99 | L |
| TE570 | 01 - 04 | AB221032 | 23.01 | L |
| SM610 | 01 - 07 | AB221032 | 23.01 | L |
| SM610 | 08 | AB221061 | 30.99 | L |
| SMR610 | 00 - 01 | AB221032 | 23.01 | L |
| TC610 | 98 | AB221032 | 23.01 | L |
| TC610 | 99 - 00 | AB221061 | 30.99 | L |
| TE610 | 98 - 07 | AB221032 | 23.01 | L |
| TE610 | 08 | AB221061 | 30.99 | L |
| WXC-WXE 610 | 93 - 95 | AB221032 | 23.01 | L |
| WXE-WMX 610 | 91 | AB221032 | 23.01 | L |
| SMS630 | 10 - 11 | AB221061 | 30.99 | L |
| TE630 | 10 - 11 | AB221061 | 30.99 | L |
| KAWASAKI | | | | |
| KX60 | 83 - 03 | AB221040 | 42.39 | L |
| KX65 | 00 - 15 | AB221022 | 30.05 | L |
| KD80 | 75 - 90 | AB221040 | 42.39 | L |
| KX80 | 86 - 00 | AB221022 | 30.05 | L |

- accessories
- body
- handlebar & grips
- cables & levers
- exhaust
- engine
- fuel & intake
- electrical & ignition
- clutch
- drive
- bearings**
- brakes
- steering & suspension
- tires
- tools & shop



STEERING STEM BEARINGS CONTINUED

- accessories
- body
- handlebar & grips
- cables & levers
- exhaust
- engine
- fuel & intake
- electrical & ignition
- clutch
- drive
- bearings**
- brakes
- steering & suspension
- tires
- tools & shop

| MODEL | YEARS | STEERING BEARING KIT
(INCLUDES SEALS BEARINGS
WITH RACES) | | | |
|---------------------------|---------|---|-------|---|--|
| KAWASAKI CONTINUED | | | | | |
| KX80 Big Wheel | 92 - 94 | AB221022 | 30.05 | L | |
| KX85 | 01 - 15 | AB221022 | 30.05 | L | |
| KD100 | 76 - 79 | AB221040 | 42.39 | L | |
| KE100 | 76 - 01 | AB221040 | 42.39 | L | |
| KM100 | 76 - 81 | AB221040 | 42.39 | L | |
| KX100 | 95 - 15 | AB221022 | 30.05 | L | |
| KLX110 | 02 - 09 | AB221040 | 42.39 | L | |
| KLX110 | 10 - 16 | 132514 | 44.23 | L | |
| KLX110L | 10 - 16 | 132514 | 44.23 | L | |
| KLX125 | 03 - 06 | AB221006 | 35.70 | L | |
| KLX125L | 03 - 06 | AB221006 | 35.70 | L | |
| KX125 | 78 - 81 | AB221022 | 30.05 | L | |
| KX125 | 82 - 91 | AB221004 | 33.90 | L | |
| KX125 | 92 - 05 | AB221023 | 33.90 | L | |
| KLX140 | 08 - 16 | AB221022 | 30.05 | L | |
| KLX140L | 08 - 16 | AB221022 | 30.05 | L | |
| KDX175 | 80 - 82 | AB221022 | 30.05 | L | |
| KDX200 | 83 - 06 | AB221004 | 33.90 | L | |
| KDX220 | 97 - 05 | AB221004 | 33.90 | L | |
| KDX250 | 80 | AB221022 | 30.05 | L | |
| KDX250 | 81 - 94 | AB221004 | 33.90 | L | |
| KL250 Super Sherpa | 00 - 10 | AB221009 | 33.90 | L | |
| KLR250 | 85 - 05 | AB221009 | 33.90 | L | |
| KLX250 | 79 - 80 | AB221022 | 30.05 | L | |
| KLX250R | 94 - 96 | AB221004 | 33.90 | L | |
| KLX250S | 06 - 14 | AB221004 | 33.90 | L | |
| KLX250SF | 09 - 10 | AB221004 | 33.90 | L | |
| KX250 | 74 - 78 | AB221022 | 30.05 | L | |
| KX250 | 79 - 91 | AB221004 | 33.90 | L | |
| KX250 | 92 - 07 | AB221023 | 33.90 | L | |
| KX250F | 04 - 16 | AB221023 | 33.90 | L | |
| KLX300(R) | 97 - 07 | AB221004 | 33.90 | L | |
| KDX400 | 79 - 80 | AB221022 | 30.05 | L | |
| KLX400R | 03 - 04 | AB221013 | 44.78 | L | |
| KLX400SR | 03 - 04 | AB221013 | 44.78 | L | |
| KX400 | 75 - 76 | AB221022 | 30.05 | L | |
| KDX420 | 81 | AB221004 | 33.90 | L | |
| KX420 | 80 - 81 | AB221004 | 33.90 | L | |
| KDX450 | 82 | AB221004 | 33.90 | L | |
| KLX450R | 08 - 09 | AB221023 | 33.90 | L | |
| KX450F | 06 - 16 | AB221023 | 33.90 | L | |
| KX500 | 83 - 04 | AB221004 | 33.90 | L | |
| KL600 | 84 - 86 | AB221009 | 33.90 | L | |
| KL650 A (KLR) | 87 - 07 | AB221009 | 33.90 | L | |
| KL650 B (KLR) | 90 - 91 | AB221009 | 33.90 | L | |
| KL650 E (KLR) | 08 - 15 | AB221009 | 33.90 | L | |
| KLX650 C | 93 - 96 | AB221004 | 33.90 | L | |
| KLX650D1 | 96 | AB221004 | 33.90 | L | |
| KLX650R | 93 - 96 | AB221004 | 33.90 | L | |

| MODEL | YEARS | STEERING BEARING KIT
(INCLUDES SEALS BEARINGS
WITH RACES) | | | |
|-------------------------------|---------|---|-------|---|--|
| KTM | | | | | |
| 50 SX | 06 - 16 | AB221047 | 28.00 | L | |
| 50 SXS | 11 - 14 | AB221047 | 28.00 | L | |
| SM 50 | 06 | AB221047 | 28.00 | L | |
| SX 50 Mini | 09 - 16 | AB221047 | 28.00 | L | |
| SX PRO JR 50 | 09 | AB221047 | 28.00 | L | |
| SX PRO SR 50 | 05 | AB221047 | 28.00 | L | |
| SX 60 | 98 - 00 | AB221047 | 28.00 | L | |
| SX 65 | 98 - 16 | AB221047 | 28.00 | L | |
| SXS 65 | 13 - 14 | AB221047 | 28.00 | L | |
| XC 65 | 08 - 09 | AB221047 | 28.00 | L | |
| SX 85 | 03 - 16 | AB221047 | 28.00 | L | |
| SXS 85 | 13 - 14 | AB221047 | 28.00 | L | |
| XC 85 | 08 - 09 | AB221047 | 28.00 | L | |
| SX 105 | 06 - 11 | AB221047 | 28.00 | L | |
| XC 105 | 08 - 09 | AB221047 | 28.00 | L | |
| EGS 125 | 93 - 99 | AB221026 | 30.05 | L | |
| EXC 125 | 93 - 09 | AB221026 | 30.05 | L | |
| EXE 125 | 00 - 01 | AB221026 | 30.05 | L | |
| SX 125 | 93 - 16 | AB221026 | 30.05 | L | |
| SXS 125 | 04 | AB221026 | 30.05 | L | |
| SX 144 | 07 - 08 | AB221026 | 30.05 | L | |
| SX 150 | 09 - 16 | AB221026 | 30.05 | L | |
| XC 150 | 10 - 14 | AB221026 | 30.05 | L | |
| EGS 200 | 98 - 99 | AB221026 | 30.05 | L | |
| EXC 200 | 98 - 05 | AB221026 | 30.05 | L | |
| MXC 200 | 98 - 03 | AB221026 | 30.05 | L | |
| SX 200 | 00 - 04 | AB221026 | 30.05 | L | |
| XC 200 | 06 - 09 | AB221026 | 30.05 | L | |
| XC-W 200 | 06 - 16 | AB221026 | 30.05 | L | |
| 250 SX-F FAC-
TORY EDITION | 15 | AB221026 | 30.05 | L | |
| EGS 250 | 94 - 99 | AB221026 | 30.05 | L | |
| EXC 250 | 94 - 05 | AB221026 | 30.05 | L | |
| EXC-G 250
Racing | 02 - 05 | AB221026 | 30.05 | L | |
| FREERIDE 250 R | 15 - 16 | AB221026 | 30.05 | L | |
| MXC 250 | 98 - 01 | AB221026 | 30.05 | L | |
| SX 250 | 94 - 16 | AB221026 | 30.05 | L | |
| SX-F 250 | 05 - 16 | AB221026 | 30.05 | L | |
| SXS 250 | 01 - 04 | AB221026 | 30.05 | L | |
| XC 250 | 06 - 16 | AB221026 | 30.05 | L | |
| XC-F 250 | 07 - 16 | AB221026 | 30.05 | L | |
| XC-FW 250 | 07 - 16 | AB221026 | 30.05 | L | |
| XC-W 250 | 06 - 16 | AB221026 | 30.05 | L | |
| EGS 300 | 94 - 99 | AB221026 | 30.05 | L | |
| EXC 300 | 94 - 05 | AB221026 | 30.05 | L | |
| MXC 300 | 94 - 05 | AB221026 | 30.05 | L | |
| SX 300 | 94 | AB221026 | 30.05 | L | |
| XC 300 | 06 - 16 | AB221026 | 30.05 | L | |
| XC-W 300 | 06 - 16 | AB221026 | 30.05 | L | |
| XC-W 300 SIX
DAYS | 15 | AB221026 | 30.05 | L | |



STEERING STEM BEARINGS CONTINUED

| MODEL | YEARS | STEERING BEARING KIT
(INCLUDES SEALS BEARINGS
WITH RACES) | | |
|-------------------------------|---------|---|-------|---|
| KTM CONTINUED | | | | |
| EXC-F 350 | 13 - 16 | AB221026 | 30.05 | L |
| FREERIDE 350
(EURO) | 15 | AB221026 | 30.05 | L |
| LC4 350 | 94 - 95 | AB221026 | 30.05 | L |
| SX-F 350 | 11 - 16 | AB221026 | 30.05 | L |
| XC-F 350 | 11 - 16 | AB221026 | 30.05 | L |
| XC-FW 350 | 12 - 16 | AB221026 | 30.05 | L |
| XC-FW 350 SIX
DAYS | 15 | AB221026 | 30.05 | L |
| EGS 360 | 96 - 97 | AB221026 | 30.05 | L |
| EXC 360 | 96 - 97 | AB221026 | 30.05 | L |
| MXC 360 | 96 - 97 | AB221026 | 30.05 | L |
| SX 360 | 96 - 97 | AB221026 | 30.05 | L |
| EGS 380 | 98 - 99 | AB221026 | 30.05 | L |
| EXC 380 | 98 - 02 | AB221026 | 30.05 | L |
| MXC 380 | 98 - 01 | AB221026 | 30.05 | L |
| SX 380 | 98 - 02 | AB221026 | 30.05 | L |
| Comp. 400 | 95 - 99 | AB221026 | 30.05 | L |
| DUKE 400 | 94 - 95 | AB221026 | 30.05 | L |
| EGS 400 | 94 - 97 | AB221026 | 30.05 | L |
| EGS-E 400 | 97 | AB221026 | 30.05 | L |
| EXC 400 | 94 - 02 | AB221026 | 30.05 | L |
| EXC-G 400 | 04 - 06 | AB221026 | 30.05 | L |
| LC4 400 | 98 - 99 | AB221026 | 30.05 | L |
| LC4-E 400 | 00 - 01 | AB221026 | 30.05 | L |
| LSE 400 | 97 | AB221026 | 30.05 | L |
| MXC 400 | 01 - 02 | AB221026 | 30.05 | L |
| RXC 400 | 95 - 98 | AB221026 | 30.05 | L |
| SC 400 | 00 | AB221026 | 30.05 | L |
| SX 400 | 98 - 02 | AB221026 | 30.05 | L |
| SXC 400 | 97 - 00 | AB221026 | 30.05 | L |
| TXC 400 | 98 | AB221026 | 30.05 | L |
| XC-W 400 | 07 - 10 | AB221026 | 30.05 | L |
| EXC 440 | 94 - 95 | AB221026 | 30.05 | L |
| MXC 440 | 94 | AB221026 | 30.05 | L |
| SX 440 | 94 | AB221026 | 30.05 | L |
| 450 SX-F FAC-
TORY EDITION | 15 | AB221026 | 30.05 | L |
| EXC 450 | 03 - 14 | AB221026 | 30.05 | L |
| EXC-G 450 | 04 - 07 | AB221026 | 30.05 | L |
| EXC-R 450 | 08 | AB221026 | 30.05 | L |
| MXC-G 450 | 03 - 05 | AB221026 | 30.05 | L |
| SMR 450 | 05 - 14 | AB221026 | 30.05 | L |
| SMS 450 | 03 - 04 | AB221026 | 30.05 | L |
| SX 450 | 03 - 06 | AB221026 | 30.05 | L |
| SX-F 450 | 07 - 16 | AB221026 | 30.05 | L |
| SXS 450 | 03 - 04 | AB221026 | 30.05 | L |
| XC 450 | 04 - 07 | AB221026 | 30.05 | L |
| XC-F 450 | 08 - 16 | AB221026 | 30.05 | L |
| XCR-W 450 | 08 | AB221026 | 30.05 | L |
| XC-W 450 | 07 - 16 | AB221026 | 30.05 | L |
| EXC 500 | 12 - 16 | AB221026 | 30.05 | L |

| MODEL | YEARS | STEERING BEARING KIT
(INCLUDES SEALS BEARINGS
WITH RACES) | | |
|------------------------------|---------|---|-------|---|
| KTM CONTINUED | | | | |
| EXC 500 SIX
DAYS | 16 | AB221026 | 30.05 | L |
| LC4 500 | 91 - 92 | AB221026 | 30.05 | L |
| XC-W 500 | 12 - 16 | AB221026 | 30.05 | L |
| SX-F 505 | 08 | AB221026 | 30.05 | L |
| XC-F 505 | 08 - 09 | AB221026 | 30.05 | L |
| EXC 520 | 00 - 02 | AB221026 | 30.05 | L |
| MXC 520 | 01 - 02 | AB221026 | 30.05 | L |
| SX 520 | 00 - 02 | AB221026 | 30.05 | L |
| EXC 525 | 03 - 07 | AB221026 | 30.05 | L |
| MXC-G 525 | 03 - 05 | AB221026 | 30.05 | L |
| SMR 525 | 05 | AB221026 | 30.05 | L |
| SX 525 | 03 - 06 | AB221026 | 30.05 | L |
| XC 525 | 06 - 07 | AB221026 | 30.05 | L |
| XC-W 525 | 07 | AB221026 | 30.05 | L |
| EXC 530 | 10 - 11 | AB221026 | 30.05 | L |
| EXC-R 530 | 08 - 09 | AB221026 | 30.05 | L |
| XCR-W 530 | 08 | AB221026 | 30.05 | L |
| XC-W 530 | 09 - 11 | AB221026 | 30.05 | L |
| SXS 540 | 01 - 06 | AB221026 | 30.05 | L |
| MXC 550 | 94 - 96 | AB221026 | 30.05 | L |
| SMR 560 | 06 - 07 | AB221026 | 30.05 | L |
| LC4 600 | 91 - 92 | AB221026 | 30.05 | L |
| 620 TXC | 98 | AB221026 | 30.05 | L |
| COMP LIMITED
620 | 97 | AB221026 | 30.05 | L |
| Comp. 620 | 94 - 99 | AB221026 | 30.05 | L |
| EGS 620 | 94 - 97 | AB221026 | 30.05 | L |
| EGS-E 620 | 97 | AB221026 | 30.05 | L |
| EXC 620 | 94 - 95 | AB221026 | 30.05 | L |
| LC4 620 | 97 - 98 | AB221026 | 30.05 | L |
| LC4 Comp 620 | 99 | AB221026 | 30.05 | L |
| LC4 Super Moto
620 | 99 | AB221026 | 30.05 | L |
| RXC 620 | 95 - 97 | AB221026 | 30.05 | L |
| Super Moto 620 | 98 | AB221026 | 30.05 | L |
| SX 620 | 97 - 99 | AB221026 | 30.05 | L |
| SXC 620 | 97 | AB221026 | 30.05 | L |
| TXC 620 | 98 | AB221026 | 30.05 | L |
| SMC 625 | 04 - 06 | AB221026 | 30.05 | L |
| SXC 625 | 03 - 05 | AB221026 | 30.05 | L |
| 640 LC4 | 98 - 02 | AB221026 | 30.05 | L |
| 640 LC4 Enduro | 03 - 04 | AB221026 | 30.05 | L |
| 640 LC4 Super-
moto | 02 - 05 | AB221026 | 30.05 | L |
| Adventure 640 | 98 - 07 | AB221026 | 30.05 | L |
| LC4 640 | 05 | AB221026 | 30.05 | L |
| SC Super Moto
640 | 00 - 01 | AB221026 | 30.05 | L |
| Super Moto 640 | 99 | AB221026 | 30.05 | L |
| 660 RALLY FAC-
TORY REPL. | 06 - 07 | AB221026 | 30.05 | L |
| 660 RALLYE | 01 - 05 | AB221026 | 30.05 | L |

- accessories
- body
- handlebar & grips
- cables & levers
- exhaust
- engine
- fuel & intake
- electrical & ignition
- clutch
- drive
- bearings**
- brakes
- steering & suspension
- tires
- tools & shop



STEERING STEM BEARINGS CONTINUED

- accessories
- body
- handlebar & grips
- cables & levers
- exhaust
- engine
- fuel & intake
- electrical & ignition
- clutch
- drive
- bearings**
- brakes
- steering & suspension
- tires
- tools & shop

| MODEL | YEARS | STEERING BEARING KIT
(INCLUDES SEALS BEARINGS
WITH RACES) | | |
|------------------------------|---------|---|-------|---|
| KTM CONTINUED | | | | |
| 690 RALLY FAC-
TORY REPL. | 08 - 09 | AB221026 | 30.05 | L |
| ENDURO R 690 | 09 - 15 | AB221026 | 30.05 | L |
| SMC 690 | 09 - 10 | AB221026 | 30.05 | L |
| SUPERMOTO 690 | 07 | AB221026 | 30.05 | L |
| ADVENTURE 950 | 03 - 06 | AB221026 | 30.05 | L |
| SUPER ENDURO
950 | 07 | AB221026 | 30.05 | L |
| SUPERMOTO 950 | 05 - 07 | AB221026 | 30.05 | L |
| ADVENTURE 990 | 07 - 13 | AB221026 | 30.05 | L |
| SUPERMOTO 990 | 10 - 11 | AB221026 | 30.05 | L |
| ADVENTURE
1190 | 14 - 15 | AB221026 | 30.05 | L |
| MONTESA | | | | |
| 315R | 00 - 04 | AB221021 | 33.90 | L |
| 4RT | 05 - 07 | AB221021 | 33.90 | L |
| SHERCO | | | | |
| TRIALS 0.80 | 04 - 13 | AB221047 | 28.00 | L |
| TRIALS 1.25 | 99 - 14 | AB221047 | 28.00 | L |
| TRIALS 2.0 | 99 - 09 | AB221047 | 28.00 | L |
| ENDURO 2.5i | 08 - 14 | AB221024 | 33.90 | L |
| SX 2.5i | 10 | AB221024 | 33.90 | L |
| TRIALS 2.5 | 99 - 13 | AB221047 | 28.00 | L |
| TRIALS 2.9 | 99 - 13 | AB221047 | 28.00 | L |
| TRIALS 3.0 | 13 | AB221047 | 28.00 | L |
| ENDURO 3.0i | 10 - 14 | AB221024 | 33.90 | L |
| SE-R 250 2T | 14 | AB221024 | 33.90 | L |
| SE-R 300 2T | 14 | AB221024 | 33.90 | L |
| TRIALS 3.2 4T | 07 - 09 | AB221047 | 28.00 | L |
| ENDURO 4.5i | 04 - 12 | AB221024 | 33.90 | L |
| SUPERMOTARD
4.5i | 04 - 08 | AB221024 | 33.90 | L |
| ENDURO 5.1i | 07 - 12 | AB221024 | 33.90 | L |
| SUPERMOTARD
5.1i | 07 - 08 | AB221024 | 33.90 | L |
| SUZUKI | | | | |
| RM50 | 78 - 80 | AB221042 | 35.70 | L |
| RM60 | 79 - 83 | AB221042 | 35.70 | L |
| RM60 | 03 | AB221040 | 42.39 | L |
| RM65 | 03 - 05 | AB221022 | 30.05 | L |
| DR-Z 70 | 08 - 09 | AB221042 | 35.70 | L |
| TS75 | 75 - 77 | AB221042 | 35.70 | L |
| DS80 | 78 - 00 | AB221042 | 35.70 | L |
| JR80 | 01 - 04 | AB221042 | 35.70 | L |
| RM80 | 77 - 85 | AB221042 | 35.70 | L |
| RM80 | 86 - 89 | AB221045 | 41.54 | L |
| RM80 | 90 - 01 | AB221006 | 35.70 | L |
| RM85 | 02 - 15 | AB221006 | 35.70 | L |
| RM85L | 03 - 15 | AB221006 | 35.70 | L |

| MODEL | YEARS | STEERING BEARING KIT
(INCLUDES SEALS BEARINGS
WITH RACES) | | |
|--------------------------|---------|---|-------|---|
| SUZUKI CONTINUED | | | | |
| RV90 | 72 - 77 | AB221042 | 35.70 | L |
| DR100 | 83 - 90 | AB221042 | 35.70 | L |
| DS100 | 78 - 81 | AB221042 | 35.70 | L |
| RM100 | 76 - 78 | AB221005 | 39.35 | L |
| RM100 | 79 - 81 | AB221007 | 38.16 | L |
| RM100 | 03 | AB221022 | 30.05 | L |
| SP100 | 83 | AB221042 | 35.70 | L |
| TS100 | 73 - 81 | AB221042 | 35.70 | L |
| DRZ110 | 03 - 05 | AB221040 | 42.39 | L |
| DR125 | 82 - 84 | AB221042 | 35.70 | L |
| DR125 | 86 - 88 | AB221019 | 40.19 | L |
| DR125SE | 94 - 02 | AB221004 | 33.90 | L |
| DR-Z125 | 03 - 14 | AB221006 | 35.70 | L |
| DR-Z125L | 03 - 14 | AB221006 | 35.70 | L |
| DS125 | 79 - 81 | AB221042 | 35.70 | L |
| RM125 | 75 - 78 | AB221005 | 39.35 | L |
| RM125 | 79 - 80 | AB221007 | 38.16 | L |
| RM125 | 81 - 86 | AB221019 | 40.19 | L |
| RM125 | 88 | AB221004 | 33.90 | L |
| RM125 | 89 - 90 | AB221024 | 33.90 | L |
| RM125 | 91 - 92 | AB221001 | 38.16 | L |
| RM125 | 93 - 04 | AB221013 | 44.78 | L |
| RM125 | 05 - 08 | AB221048 | 48.47 | L |
| RV 125 Van Van
(Euro) | 03 - 10 | AB221004 | 33.90 | L |
| RV125 | 74 - 77 | AB221042 | 35.70 | L |
| SP125 | 82 - 88 | AB221019 | 40.19 | L |
| TC125 | 73 - 77 | AB221042 | 35.70 | L |
| TF125 (NZ AU) | 79 - 11 | AB221042 | 35.70 | L |
| TM125 | 73 - 75 | AB221042 | 35.70 | L |
| TS125 | 71 - 81 | AB221042 | 35.70 | L |
| PE175 | 78 - 79 | AB221005 | 39.35 | L |
| PE175 | 80 - 84 | AB221004 | 33.90 | L |
| RS175 | 80 - 82 | AB221004 | 33.90 | L |
| DS185 | 78 - 80 | AB221042 | 35.70 | L |
| TC185 | 74 - 77 | AB221042 | 35.70 | L |
| DR200 SE | 96 - 15 | AB221004 | 33.90 | L |
| SP200 | 86 - 88 | AB221019 | 40.19 | L |
| DR250 | 82 - 85 | AB221019 | 40.19 | L |
| DR250 | 90 - 93 | AB221004 | 33.90 | L |
| DR250S | 90 - 95 | AB221004 | 33.90 | L |
| DRZ250 | 01 - 07 | AB221013 | 44.78 | L |
| DS250 | 80 | AB221005 | 39.35 | L |
| PE250 | 77 - 79 | AB221005 | 39.35 | L |
| PE250 | 80 - 81 | AB221004 | 33.90 | L |
| RL250 | 74 - 75 | AB221042 | 35.70 | L |
| RM250 | 76 - 78 | AB221005 | 39.35 | L |
| RM250 | 79 - 80 | AB221007 | 38.16 | L |
| RM250 | 81 - 86 | AB221019 | 40.19 | L |
| RM250 | 88 | AB221004 | 33.90 | L |
| RM250 | 89 - 90 | AB221024 | 33.90 | L |
| RM250 | 91 - 92 | AB221001 | 38.16 | L |



STEERING STEM BEARINGS CONTINUED

| MODEL | YEARS | STEERING BEARING KIT
(INCLUDES SEALS BEARINGS
WITH RACES) | | |
|-------------------------|---------|---|-------|---|
| SUZUKI CONTINUED | | | | |
| RM250 | 93 - 04 | AB221013 | 44.78 | L |
| RM250 | 05 - 08 | AB221048 | 48.47 | L |
| RMX250 | 89 - 90 | AB221024 | 33.90 | L |
| RMX250 | 91 - 92 | AB221001 | 38.16 | L |
| RMX250 | 93 - 99 | AB221013 | 44.78 | L |
| RMZ250 | 04 - 06 | AB221023 | 33.90 | L |
| RMZ250 | 07 | AB221013 | 44.78 | L |
| RMZ250 | 08 - 15 | AB221058 | 44.73 | L |
| RS250 | 80 - 81 | AB221004 | 33.90 | L |
| SP250 | 82 - 85 | AB221019 | 40.19 | L |
| TM250 Champion | 72 - 75 | AB221005 | 39.35 | L |
| TS250 Savage | 69 - 81 | AB221005 | 39.35 | L |
| DR350 | 90 - 99 | AB221004 | 33.90 | L |
| DR350SE | 90 - 99 | AB221004 | 33.90 | L |
| DR370 | 78 - 79 | AB221005 | 39.35 | L |
| RM370 | 76 - 77 | AB221005 | 39.35 | L |
| SP370 | 78 - 79 | AB221005 | 39.35 | L |
| DR400 | 80 | AB221004 | 33.90 | L |
| DRZ400E | 00 - 07 | AB221013 | 44.78 | L |
| DRZ400K | 00 - 03 | AB221013 | 44.78 | L |
| DRZ400S | 00 - 15 | AB221013 | 44.78 | L |
| DRZ400SM | 05 - 15 | AB221013 | 44.78 | L |
| PE400 | 80 - 81 | AB221004 | 33.90 | L |
| RM400 | 78 | AB221005 | 39.35 | L |
| RM400 | 79 - 80 | AB221007 | 38.16 | L |
| TM400 | 71 - 75 | AB221005 | 39.35 | L |
| TS400 Apache | 72 - 77 | AB221005 | 39.35 | L |
| RMX450 | 10 - 11 | AB221058 | 44.73 | L |
| RMZ450 | 05 - 07 | AB221048 | 48.47 | L |
| RMZ450 | 08 - 15 | AB221058 | 44.73 | L |
| RM465 | 81 - 82 | AB221019 | 40.19 | L |
| DR500 | 81 - 83 | AB221004 | 33.90 | L |
| RM500 | 83 - 84 | AB221019 | 40.19 | L |
| SP500 | 81 - 83 | AB221004 | 33.90 | L |
| SP600 | 85 | AB221019 | 40.19 | L |
| DR650RS (Euro) | 90 - 96 | AB221004 | 33.90 | L |
| DR650SE | 90 - 91 | AB221019 | 40.19 | L |
| DR650SE | 92 - 95 | AB221004 | 33.90 | L |
| DR650SE | 96 - 14 | AB221013 | 44.78 | L |
| XF650 FREE-WIND (Euro) | 97 - 01 | AB221013 | 44.78 | L |
| TM | | | | |
| MX 85 | 06 - 09 | AB221022 | 30.05 | L |
| EN 125 | 96 - 97 | AB221022 | 30.05 | L |
| EN 125 | 98 - 01 | AB221003 | 33.90 | L |
| EN 125 | 02 - 11 | AB221010 | 47.73 | L |
| MX 125 | 96 - 97 | AB221022 | 30.05 | L |
| MX 125 | 98 - 01 | AB221003 | 33.90 | L |
| MX 125 | 02 - 11 | AB221010 | 47.73 | L |
| SMR 125 | 09 | AB221010 | 47.73 | L |
| SMX 125 | 05 - 08 | AB221010 | 47.73 | L |

| MODEL | YEARS | STEERING BEARING KIT
(INCLUDES SEALS BEARINGS
WITH RACES) | | |
|---------------------|---------|---|-------|---|
| TM CONTINUED | | | | |
| EN 144 | 08 - 11 | AB221010 | 47.73 | L |
| MX 144 | 08 - 11 | AB221010 | 47.73 | L |
| EN 250 | 96 - 97 | AB221022 | 30.05 | L |
| EN 250 | 98 - 01 | AB221003 | 33.90 | L |
| EN 250 | 02 - 11 | AB221010 | 47.73 | L |
| EN 250F | 02 - 11 | AB221010 | 47.73 | L |
| MX 250 | 96 - 97 | AB221022 | 30.05 | L |
| MX 250 | 98 - 01 | AB221003 | 33.90 | L |
| MX 250 | 02 - 11 | AB221010 | 47.73 | L |
| MX 250F | 02 - 11 | AB221010 | 47.73 | L |
| EN 300 | 97 | AB221022 | 30.05 | L |
| EN 300 | 98 - 01 | AB221003 | 33.90 | L |
| EN 300 | 02 - 11 | AB221010 | 47.73 | L |
| MX 300 | 97 | AB221022 | 30.05 | L |
| MX 300 | 98 - 01 | AB221003 | 33.90 | L |
| MX 300 | 02 - 11 | AB221010 | 47.73 | L |
| EN 400F | 02 - 03 | AB221010 | 47.73 | L |
| MX 400F | 02 - 03 | AB221010 | 47.73 | L |
| EN 450F | 04 - 11 | AB221010 | 47.73 | L |
| MX 450F | 04 - 11 | AB221010 | 47.73 | L |
| SM 450F | 08 | AB221010 | 47.73 | L |
| SMR 450F | 09 | AB221010 | 47.73 | L |
| SMX 450F | 05 - 07 | AB221010 | 47.73 | L |
| EN 530F | 02 - 11 | AB221010 | 47.73 | L |
| MX 530F | 02 - 11 | AB221010 | 47.73 | L |
| SMR 530F | 08 - 09 | AB221010 | 47.73 | L |
| SMX 660 | 06 - 07 | AB221010 | 47.73 | L |
| SMX 660F | 08 - 09 | AB221010 | 47.73 | L |
| SMX 660S | 05 | AB221010 | 47.73 | L |
| YAMAHA | | | | |
| DT50 | 88 - 90 | AB221008 | 41.10 | L |
| PW50 | 81 - 16 | 132516 | 26.98 | L |
| TTR50 | 06 - 15 | AB221008 | 41.10 | L |
| YZ50 | 80 | AB221008 | 41.10 | L |
| YZ60 | 81 - 83 | AB221008 | 41.10 | L |
| BW80 | 86 - 90 | AB221008 | 41.10 | L |
| DT80 | 81 - 83 | AB221008 | 41.10 | L |
| GT80 | 73 - 80 | AB221008 | 41.10 | L |
| LB80 | 76 - 78 | AB221008 | 41.10 | L |
| MX80 | 80 - 82 | AB221008 | 41.10 | L |
| PW80 | 83 - 06 | AB221008 | 41.10 | L |
| TY80 | 74 - 75 | AB221008 | 41.10 | L |
| YZ80 | 74 - 83 | AB221008 | 41.10 | L |
| YZ80 | 84 - 92 | AB221033 | 35.70 | L |
| YZ80 | 93 - 01 | AB221022 | 30.05 | L |
| YZ85 | 02 - 16 | AB221022 | 30.05 | L |
| TTR90 | 00 - 07 | AB221008 | 41.10 | L |
| DT100 | 74 - 83 | AB221008 | 41.10 | L |
| MX100 | 74 - 83 | AB221008 | 41.10 | L |
| RT100 | 90 - 00 | AB221008 | 41.10 | L |
| YZ100 | 76 - 81 | AB221008 | 41.10 | L |

- accessories
- body
- handlebar & grips
- cables & levers
- exhaust
- engine
- fuel & intake
- electrical & ignition
- clutch
- drive
- bearings**
- brakes
- steering & suspension
- tires
- tools & shop



STEERING STEM BEARINGS CONTINUED

- accessories
- body
- handlebar & grips
- cables & levers
- exhaust
- engine
- fuel & intake
- electrical & ignition
- clutch
- drive
- bearings
- brakes
- steering & suspension
- tires
- tools & shop

| MODEL | YEARS | STEERING BEARING KIT
(INCLUDES SEALS BEARINGS
WITH RACES) | | |
|-------------------------|---------|---|-------|---|
| YAMAHA CONTINUED | | | | |
| YZ100 | 82 - 83 | AB221004 | 33.90 | L |
| TTR110 | 08 - 16 | AB221033 | 35.70 | L |
| DT X 125 (EURO) | 05 - 06 | AB221004 | 33.90 | L |
| DT125 | 74 - 81 | AB221008 | 41.10 | L |
| DT125 (EURO) | 99 - 00 | AB221025 | 43.29 | L |
| DT125 (EURO) | 05 - 06 | AB221004 | 33.90 | L |
| IT125 | 80 - 81 | AB221008 | 41.10 | L |
| MX125 | 74 - 76 | AB221008 | 41.10 | L |
| TT125 | 00 | AB221033 | 35.70 | L |
| TTR125 Drum
Brake | 00 - 09 | AB221033 | 35.70 | L |
| TTR125L Disc
Brake | 00 - 15 | AB221033 | 35.70 | L |
| XT125 | 82 - 83 | AB221008 | 41.10 | L |
| XTZ 125 (SA) | 03 - 10 | AB221033 | 35.70 | L |
| YZ125 | 74 - 76 | AB221008 | 41.10 | L |
| YZ125 | 77 - 86 | AB221004 | 33.90 | L |
| YZ125 | 87 - 95 | AB221024 | 33.90 | L |
| YZ125 | 96 - 16 | AB221001 | 38.16 | L |
| DT175 | 74 - 81 | AB221008 | 41.10 | L |
| IT175 | 77 - 83 | AB221004 | 33.90 | L |
| MX175 | 74 - 81 | AB221008 | 41.10 | L |
| TY175 | 75 - 76 | AB221008 | 41.10 | L |
| YZ175 | 76 | AB221008 | 41.10 | L |
| RT180 | 90 - 98 | AB221008 | 41.10 | L |
| AG200 | 84 - 06 | AB221008 | 41.10 | L |
| BW200 | 85 - 88 | AB221008 | 41.10 | L |
| IT200 | 84 - 86 | AB221004 | 33.90 | L |
| TW200 Trailway | 87 - 16 | AB221008 | 41.10 | L |
| WR200 | 92 | AB221024 | 33.90 | L |
| XT200 | 82 - 83 | AB221008 | 41.10 | L |
| TT225 | 86 - 87 | AB221025 | 43.29 | L |
| TTR225 | 99 - 04 | AB221025 | 43.29 | L |
| XT225 | 92 - 07 | AB221025 | 43.29 | L |
| TTR230 | 05 - 15 | AB221004 | 33.90 | L |
| DT250 | 72 - 79 | AB221008 | 41.10 | L |
| IT250 | 77 - 83 | AB221004 | 33.90 | L |
| MX250 | 73 - 75 | AB221008 | 41.10 | L |
| TT250 | 80 - 82 | AB221008 | 41.10 | L |
| TTR250 | 99 - 06 | AB221024 | 33.90 | L |
| TY250 | 74 - 77 | AB221008 | 41.10 | L |
| WR250 | 91 - 97 | AB221024 | 33.90 | L |
| WR250F | 01 - 15 | AB221001 | 38.16 | L |
| WR250R DUAL
SPORT | 08 - 16 | AB221001 | 38.16 | L |
| WR250X SUPER-
MOTO | 08 - 11 | AB221001 | 38.16 | L |
| XT250 | 80 - 83 | AB221008 | 41.10 | L |
| XT250 | 84 | AB221004 | 33.90 | L |
| XT250 | 08 - 16 | AB221022 | 30.05 | L |
| XTZ 250 (SA) | 07 - 12 | AB221004 | 33.90 | L |
| YZ250 | 74 - 76 | AB221008 | 41.10 | L |
| YZ250 | 77 - 87 | AB221004 | 33.90 | L |

| MODEL | YEARS | STEERING BEARING KIT
(INCLUDES SEALS BEARINGS
WITH RACES) | | |
|-------------------------|---------|---|-------|---|
| YAMAHA CONTINUED | | | | |
| YZ250 | 88 - 95 | AB221024 | 33.90 | L |
| YZ250 | 96 - 16 | AB221001 | 38.16 | L |
| YZ250F | 01 - 16 | AB221001 | 38.16 | L |
| YZ250FX | 15 | AB221001 | 38.16 | L |
| YZ250X | 16 | AB221001 | 38.16 | L |
| BW350 | 87 - 88 | AB221025 | 43.29 | L |
| TT350 | 86 - 87 | AB221004 | 33.90 | L |
| TY350 | 85 - 86 | AB221022 | 30.05 | L |
| XT350 | 85 - 00 | AB221004 | 33.90 | L |
| DT 360 | 73 - 74 | AB221008 | 41.10 | L |
| MX 360 | 74 | AB221008 | 41.10 | L |
| RT 360 | 70 - 73 | AB221008 | 41.10 | L |
| DT400 | 75 - 78 | AB221008 | 41.10 | L |
| IT400 | 76 | AB221008 | 41.10 | L |
| IT400 | 77 - 79 | AB221004 | 33.90 | L |
| MX400 | 75 | AB221008 | 41.10 | L |
| WR400F | 98 - 00 | AB221001 | 38.16 | L |
| YZ400 | 76 | AB221008 | 41.10 | L |
| YZ400 | 77 - 79 | AB221004 | 33.90 | L |
| YZ400F | 98 - 99 | AB221001 | 38.16 | L |
| IT425 | 80 | AB221004 | 33.90 | L |
| WR426F | 01 - 02 | AB221001 | 38.16 | L |
| YZ426F | 00 - 02 | AB221001 | 38.16 | L |
| WR450F | 03 - 15 | AB221001 | 38.16 | L |
| YZ450F | 03 - 16 | AB221001 | 38.16 | L |
| IT465 | 81 - 82 | AB221004 | 33.90 | L |
| YZ465 | 80 - 81 | AB221004 | 33.90 | L |
| IT490 | 83 - 84 | AB221004 | 33.90 | L |
| YZ490 | 82 - 90 | AB221004 | 33.90 | L |
| SC500 | 73 - 74 | AB221008 | 41.10 | L |
| TT500 | 76 - 81 | AB221008 | 41.10 | L |
| WR500 | 92 - 93 | AB221024 | 33.90 | L |
| XT500 | 76 - 82 | AB221008 | 41.10 | L |
| XT550 | 82 - 83 | AB221004 | 33.90 | L |
| TT600 | 83 - 86 | AB221004 | 33.90 | L |
| XT600 | 84 - 95 | AB221004 | 33.90 | L |
| XT600 (SA) | 96 - 02 | AB221004 | 33.90 | L |
| XT600E (Euro) | 96 - 02 | AB221004 | 33.90 | L |





DIRT BIKE WHEEL BEARING KITS



Maintain your wheel centers with wheel bearings offered by ProX. Our high quality, mainly Japanese bearings are a perfect match for your wheels.

| * Special Order Item | | FRONT WHEEL BEARING KIT | REAR WHEEL BEARING KIT |
|------------------------|-------|-------------------------|------------------------|
| APRILIA | | | |
| SXV 450 | 06-11 | 110907* 23.54 G | 110880* 23.51 G |
| RXV 550 | 06-11 | 110907* 23.54 G | 110880* 23.51 G |
| SXV 550 | 06-11 | 110907* 23.54 G | 110880* 23.51 G |
| BETA | | | |
| EVO 125 (2-Str.) | 09-10 | 110815* 16.24 G | 110815* 16.24 G |
| EVO 125 (2-Str.) | 11-13 | 110818* 22.19 G | 110818* 22.19 G |
| REV 200 (2-Str.) | 04-08 | 110818* 22.19 G | 110815* 16.24 G |
| EVO 200 (2-Str.) | 09-10 | 110815* 16.24 G | 110815* 16.24 G |
| EVO 200 (2-Str.) | 11-13 | 110818* 22.19 G | 110818* 22.19 G |
| REV 250 (2-Str.) | 04-08 | 110818* 22.19 G | 110815* 16.24 G |
| EVO 250 (2-Str.) | 09-10 | 110815* 16.24 G | 110815* 16.24 G |
| EVO 250 (2-Str.) | 11-13 | 110818* 22.19 G | 110818* 22.19 G |
| EVO 250 (2-Str.) | 14 | 110818* 22.19 G | 110815* 16.24 G |
| REV 250 (4-Str.) | 08 | 110879 23.60 G | ----- |
| EVO 250 (4-Str.) | 09-10 | 110815* 16.24 G | 110815* 16.24 G |
| EVO 250 (4-Str.) | 11-12 | 110818* 22.19 G | 110818* 22.19 G |
| REV 270 (2-Str.) | 04-08 | 110818* 22.19 G | 110815* 16.24 G |
| EVO 290 (2-Str.) | 09-10 | 110815* 16.24 G | 110815* 16.24 G |
| EVO 290 (2-Str.) | 11 | 110818* 22.19 G | 110818* 22.19 G |
| EVO 300 (2-Str.) | 12-13 | 110818* 22.19 G | 110815* 16.24 G |
| EVO 300 (4-Str.) | 09-10 | 110818* 22.19 G | 110815* 16.24 G |
| EVO 300 (4-Str.) | 11-12 | 110818* 22.19 G | 110818* 22.19 G |
| RR 250 Enduro (2-Str.) | 13-15 | 110818* 22.19 G | 110815* 16.24 G |
| RR 300 Enduro (2-Str.) | 13-15 | 110879 23.60 G | ----- |
| RR 350 Enduro | 11-15 | 110879 23.60 G | ----- |
| RR 400 Enduro | 05-10 | 110879 23.60 G | ----- |
| RR 400 Enduro | 11-14 | 110879 23.60 G | ----- |
| RR 450 Enduro | 05-10 | 110879 23.60 G | ----- |
| RR 450 Enduro | 11-14 | 110879 23.60 G | ----- |
| RR 498 Enduro | 12-14 | 110879 23.60 G | ----- |
| RR 520 Enduro | 10 | 110879 23.60 G | ----- |
| RR 520 Enduro | 11 | 110879 23.60 G | ----- |
| RR 525 Enduro | 05-09 | 110879 23.60 G | ----- |
| GAS-GAS | | | |
| MC 125 | 03 | 110815* 16.24 G | 110894* 21.68 G |
| MC 125 | 04-09 | 110815* 16.24 G | 110895* 21.68 G |
| EC 125 | 01-02 | 110878* 23.55 G | 110895* 21.68 G |
| EC 125 | 03 | 110815* 16.24 G | 110894* 21.68 G |
| EC 125 | 04-11 | 110815* 16.24 G | 110895* 21.68 G |
| SM 125 | 03-09 | 110878* 23.55 G | 110895* 21.68 G |
| Pampera 125 | 02-05 | 110815* 16.24 G | 110895* 21.68 G |
| TXT Trials 125 | 98-06 | 110834* 8.15 G | 110834* 8.15 G |
| TXT Trials 125 | 07-12 | 110885* 12.66 G | 110885* 12.66 G |
| EC 200 | 99-02 | ----- | 110885* 12.66 G |
| EC 200 | 03 | 110815* 16.24 G | 110894* 21.68 G |
| EC 200 | 04-11 | 110815* 16.24 G | 110895* 21.68 G |
| TXT Trials 200 | 98-06 | 110878* 23.55 G | 110895* 21.68 G |
| TXT Trials 200 | 07-09 | 110885* 12.66 G | 110885* 12.66 G |
| MC 250 | 99-02 | ----- | 110885* 12.66 G |
| MC 250 | 03 | 110815* 16.24 G | 110894* 21.68 G |
| MC 250 | 04-09 | 110815* 16.24 G | 110895* 21.68 G |
| EC 250 | 96-02 | 110878* 23.55 G | 110895* 21.68 G |

| * Special Order Item | | FRONT WHEEL BEARING KIT | REAR WHEEL BEARING KIT |
|--------------------------|-------|-------------------------|------------------------|
| GAS-GAS CONTINUED | | | |
| EC 250 | 03 | 110815* 16.24 G | 110894* 21.68 G |
| EC 250 | 04-14 | 110815* 16.24 G | 110895* 21.68 G |
| EC 250 | 15 | 110878* 23.55 G | 110895* 21.68 G |
| SM 250 | 03-05 | 110878* 23.55 G | ----- |
| EC 250 F | 10-14 | 110815* 16.24 G | 110895* 21.68 G |
| EC 250 F | 15 | 110878* 23.55 G | 110895* 21.68 G |
| Pampera 250 | 02-05 | 110878* 23.55 G | ----- |
| TXT Trials 250 | 98-03 | 110834* 8.15 G | 110834* 8.15 G |
| TXT Trials 250 | 04-12 | 110885* 12.66 G | 110885* 12.66 G |
| Pampera 280 | 02-05 | ----- | 110885* 12.66 G |
| TXT Trials 280 | 98-03 | 110834* 8.15 G | 110834* 8.15 G |
| TXT Trials 280 | 04-12 | 110885* 12.66 G | 110885* 12.66 G |
| EC 300 | 99-02 | ----- | 110885* 12.66 G |
| EC 300 | 03 | 110815* 16.24 G | 110894* 21.68 G |
| EC 300 | 04-14 | 110815* 16.24 G | 110895* 21.68 G |
| EC 300 | 15 | 110878* 23.55 G | 110895* 21.68 G |
| EC 300 F | 13-14 | 110878* 23.55 G | ----- |
| EC 300 F | 15 | 110878* 23.55 G | 110895* 21.68 G |
| TXT Trials 300 | 98-02 | 110878* 23.55 G | ----- |
| TXT Trials 300 | 04-13 | 110885* 12.66 G | 110885* 12.66 G |
| EC 450 | 03-09 | ----- | 110885* 12.66 G |
| EC 450 F | 13-14 | 110878* 23.55 G | 110895* 21.68 G |
| EC 450 F | 15 | 110878* 23.55 G | 110895* 21.68 G |
| SM 450 | 04-09 | 110878* 23.55 G | ----- |
| Pampera 450 | 07 | 110878* 23.55 G | 110895* 21.68 G |
| HONDA | | | |
| Z-50 R | 94-99 | 110844* 8.91 G | 110840* 9.68 G |
| XR 50 R | 00-03 | 110844* 8.91 G | 110844* 8.91 G |
| CRF 50 F | 04-15 | 110842* 9.68 G | 110840* 9.68 G |
| XR 70 R | 97-03 | 110842* 9.68 G | 110840* 9.68 G |
| CRF 70 F | 04-12 | 110805* 10.97 G | 110849* 9.88 G |
| CR 80 | 82-85 | 110805* 10.97 G | 110849* 9.88 G |
| CR 80 | 86-02 | ----- | 110849* 9.88 G |
| XR 80 R | 85-03 | 110805* 10.97 G | 110837* 11.78 G |
| CRF 80 F | 04-13 | 110805* 10.97 G | 110849* 9.88 G |
| CR 85 | 03-07 | 110805* 10.97 G | 110849* 9.88 G |
| XR 100 R | 85-03 | 110805* 10.97 G | 110837* 11.78 G |
| CRF 100 F | 04-13 | 110805* 10.97 G | 110849* 9.88 G |
| CRF 110 F | 13-15 | 110805* 10.97 G | 110849* 9.88 G |
| CR 125 | 82 | 110805* 10.97 G | 110849* 9.88 G |
| CR 125 | 83-84 | ----- | 110831* 16.14 G |
| CR 125 | 85-86 | ----- | 110832* 16.24 G |
| CR 125 | 87-88 | 110816* 14.86 G | 110832* 16.24 G |
| CR 125 | 89 | 110816* 14.86 G | 110861* 16.14 G |
| CR 125 | 90-94 | 110816* 14.86 G | 110853* 14.60 G |
| CR 125 | 95-99 | 110816* 14.86 G | 110851* 19.26 G |
| CR 125 | 00-07 | 110824* 22.19 G | 110851* 19.26 G |
| CRF 125 F | 14-15 | 110824* 22.19 G | 110864* 23.63 G |
| CRF 150 R | 07-15 | 110805* 10.97 G | 110849* 9.88 G |
| CRF 150 F | 03-15 | 110902* 13.88 G | 110903* 17.05 G |
| XR 200 R | 84-02 | 110889* 13.93 G | 110890* 13.06 G |
| CRF 230 F | 03-15 | ----- | 110855* 14.70 G |

- accessories
- body
- handlebar & grips
- cables & levers
- exhaust
- engine
- fuel & intake
- electrical & ignition
- clutch
- drive
- bearings**
- brakes
- steering & suspension
- tires
- tools & shop

PRO-X DIRT BIKE WHEEL BEARING KITS

- accessories
- body
- handlebar & grips
- cables & levers
- exhaust
- engine
- fuel & intake
- electrical & ignition
- clutch
- drive
- bearings**
- brakes
- steering & suspension
- tires
- tools & shop

| * Special Order Item | | FRONT WHEEL BEARING KIT | REAR WHEEL BEARING KIT |
|------------------------|-------|-------------------------|------------------------|
| HONDA CONTINUED | | | |
| CRF 230 L | 08-09 | 110889* 13.93 G | 110890* 13.06 G |
| CR 250 | 73-76 | 110814* 12.91 G | 110854* 16.65 G |
| CR 250 | 83-84 | ----- | 110831* 16.14 G |
| CR 250 | 85-86 | ----- | 110832* 16.24 G |
| CR 250 | 87-88 | 110816* 14.86 G | 110832* 16.24 G |
| CR 250 | 89 | 110816* 14.86 G | 110861* 16.14 G |
| CR 250 | 90-94 | 110816* 14.86 G | 110852* 30.63 G |
| CR 250 | 95-99 | 110816* 14.86 G | 110851* 19.26 G |
| CR 250 | 00-07 | 110824* 22.19 G | 110851* 19.26 G |
| CRF 250 R | 04-15 | 110824* 22.19 G | 110864* 23.63 G |
| CRF 250 X | 04-15 | 110824* 22.19 G | 110864* 23.63 G |
| CRF 250 L | 13-14 | 110898* 25.51 G | 110864* 23.63 G |
| XR 250 R | 84-85 | ----- | 110855* 14.70 G |
| XR 250 R | 86-95 | 110814* 12.91 G | 110855* 14.70 G |
| XR 250 R | 96-04 | 110814* 12.91 G | 110856* 14.60 G |
| XRE 300 | 10-12 | 110814* 12.91 G | 110854* 16.65 G |
| XR 350 R | 83 | 110814* 12.91 G | ----- |
| XR 350 R | 84 | ----- | 110855* 14.70 G |
| XR 350 R | 85 | 110814* 12.91 G | 110855* 14.70 G |
| XR 400 R | 96-04 | 110814* 12.91 G | 110856* 14.60 G |
| CRF 450 R | 02-15 | 110817* 13.83 G | 110854* 16.65 G |
| CRF 450 X | 05-15 | 110824* 22.19 G | 110864* 23.63 G |
| CR 480 | 82 | 110898* 25.51 G | 110864* 23.63 G |
| CR 480 | 83-84 | ----- | 110831* 16.14 G |
| CR 500 | 85-86 | ----- | 110832* 16.24 G |
| CR 500 | 87-88 | 110816* 14.86 G | 110832* 16.24 G |
| CR 500 | 89 | 110816* 14.86 G | 110861* 16.14 G |
| CR 500 | 90-94 | 110816* 14.86 G | 110852* 30.63 G |
| CR 500 | 95-01 | 110816* 14.86 G | 110851* 19.26 G |
| XL 500 R | 82 | 110824* 22.19 G | 110851* 19.26 G |
| XL 500 S | 79-81 | ----- | 110859* 14.07 G |
| XR 500 | 79-82 | ----- | 110855* 14.70 G |
| XR 500 R | 83-84 | ----- | 110855* 14.70 G |
| XL 600 R | 83-87 | 110814* 12.91 G | 110855* 14.70 G |
| XR 600 R | 85-92 | 110814* 12.91 G | 110859* 14.07 G |
| XR 600 R | 93-00 | 110814* 12.91 G | 110856* 14.60 G |
| XR 650 L | 93-15 | 110817* 13.83 G | 110856* 14.60 G |
| XR 650 R | 00-07 | 110817* 13.83 G | 110855* 14.70 G |
| HUSQVARNA | | | |
| CR 125 | 96-98 | 110880* 23.51 G | 110871 19.95 G |
| CR 125 | 99 | 110885* 12.66 G | 110887* 29.48 G |
| CR 125 | 00 | 110885* 12.66 G | 110886* 28.64 G |
| CR 125 | 01-13 | 110891* 16.24 G | 110888* 22.10 G |
| WR 125 | 96-98 | 110883* 23.51 G | 110888* 22.10 G |
| WR 125 | 99 | 110885* 12.66 G | 110887* 29.48 G |
| WR 125 | 00 | 110885* 12.66 G | 110886* 28.64 G |
| WR 125 | 01 | 110881* 16.24 G | 110888* 22.10 G |
| WR 125 | 02-13 | 110892* 16.24 G | 110888* 22.10 G |
| TC 125 | 14-15 | 110883* 23.51 G | 110888* 22.10 G |
| TE 125 | 14-15 | 110879 23.60 G | 110871 19.95 G |
| CR 250 | 96-98 | 110879 23.60 G | 110871 19.95 G |
| CR 250 | 99 | 110885* 12.66 G | 110887* 29.48 G |
| CR 250 | 00 | 110885* 12.66 G | 110886* 28.64 G |
| CR 250 | 01-04 | 110891* 16.24 G | 110888* 22.10 G |
| WR 250 | 96-98 | 110883* 23.51 G | 110888* 22.10 G |
| WR 250 | 99 | 110885* 12.66 G | 110887* 29.48 G |
| WR 250 | 00 | 110885* 12.66 G | 110886* 28.64 G |

| * Special Order Item | | FRONT WHEEL BEARING KIT | REAR WHEEL BEARING KIT |
|----------------------------|-------|-------------------------|------------------------|
| HUSQVARNA CONTINUED | | | |
| WR 250 | 01 | 110881* 16.24 G | 110888* 22.10 G |
| WR 250 | 02 | 110892* 16.24 G | 110888* 22.10 G |
| WR 250 | 03-13 | 110882* 23.55 G | 110888* 22.10 G |
| TC 250 | 03-11 | 110883* 23.51 G | 110888* 22.10 G |
| TC 250 | 12-13 | 110883* 23.51 G | 110888* 22.10 G |
| TE 250 | 03-11 | ----- | 110888* 22.10 G |
| TE 250 | 12-13 | 110883* 23.51 G | 110888* 22.10 G |
| TXC 250 | 08-11 | ----- | 110888* 22.10 G |
| TXC 250 | 12-13 | 110883* 23.51 G | 110888* 22.10 G |
| TC 250 2-Stroke | 14-15 | ----- | 110888* 22.10 G |
| TE 250 2-Stroke | 14-15 | 110879 23.60 G | 110871 19.95 G |
| FC 250 | 14-15 | 110879 23.60 G | 110871 19.95 G |
| FE 250 | 14-15 | 110879 23.60 G | 110871 19.95 G |
| WR 300 | 08-13 | 110879 23.60 G | 110871 19.95 G |
| TE 300 | 14-15 | 110883* 23.51 G | 110888* 22.10 G |
| TE 310 | 09-11 | 110879 23.60 G | 110871 19.95 G |
| TE 310 | 12-13 | 110883* 23.51 G | 110888* 22.10 G |
| FC 350 | 14-15 | ----- | 110888* 22.10 G |
| FE 350 | 14-15 | 110879 23.60 G | 110871 19.95 G |
| WR 360 | 96-98 | 110879 23.60 G | 110871 19.95 G |
| WR 360 | 99 | 110885* 12.66 G | 110887* 29.48 G |
| WR 360 | 00 | 110885* 12.66 G | 110886* 28.64 G |
| WR 360 | 01 | 110881* 16.24 G | 110888* 22.10 G |
| WR 360 | 02 | 110892* 16.24 G | 110888* 22.10 G |
| TE 400 | 01 | 110882* 23.55 G | 110888* 22.10 G |
| TE 410 | 96-98 | 110881* 16.24 G | 110888* 22.10 G |
| TE 410 | 99 | 110885* 12.66 G | 110887* 29.48 G |
| TE 410 | 00-01 | 110885* 12.66 G | 110886* 28.64 G |
| TC 449 | 11 | 110881* 16.24 G | 110888* 22.10 G |
| TC 449 | 12-13 | 110883* 23.51 G | 110888* 22.10 G |
| TE 449 | 11 | ----- | 110888* 22.10 G |
| TE 449 | 12-13 | 110883* 23.51 G | 110888* 22.10 G |
| TXC 449 | 11 | ----- | 110888* 22.10 G |
| TXC 449 | 12-13 | 110883* 23.51 G | 110888* 22.10 G |
| TC 450 | 03-10 | ----- | 110888* 22.10 G |
| TXC 450 | 08-10 | 110883* 23.51 G | 110888* 22.10 G |
| TE 450 | 03-10 | 110883* 23.51 G | 110888* 22.10 G |
| SM 450 R | 03-04 | 110883* 23.51 G | 110888* 22.10 G |
| SM 450 R | 05-10 | 110892* 16.24 G | 110888* 22.10 G |
| FC 450 | 14-15 | 110883* 23.51 G | 110888* 22.10 G |
| FE 450 | 14-15 | 110879 23.60 G | 110871 19.95 G |
| FE 501 | 14-15 | 110879 23.60 G | 110871 19.95 G |
| TC 510 | 05-09 | 110879 23.60 G | 110871 19.95 G |
| TXC 510 | 08-10 | 110883* 23.51 G | 110888* 22.10 G |
| TE 510 | 05-10 | 110883* 23.51 G | 110888* 22.10 G |
| SM 510 R | 05-10 | 110883* 23.51 G | 110888* 22.10 G |
| TXC 511 | 12-13 | 110883* 23.51 G | 110888* 22.10 G |
| TE 511 | 12-13 | ----- | 110888* 22.10 G |
| SM 530 R | 09 | ----- | 110888* 22.10 G |
| TC 570 | 01 | 110883* 23.51 G | 110888* 22.10 G |
| TC 570 | 02 | 110883* 23.51 G | 110829* 25.20 G |
| TE 570 | 01 | 110883* 23.51 G | 110888* 22.10 G |
| TE 570 | 02 | 110881* 16.24 G | 110829* 25.20 G |
| SMR 570 | 01 | 110882* 23.55 G | 110888* 22.10 G |
| SMR 570 | 02 | 110881* 16.24 G | 110829* 25.20 G |
| TC 610 | 96-98 | 110885* 12.66 G | 110888* 22.10 G |
| TC 610 | 99 | 110885* 12.66 G | 110887* 29.48 G |
| TC 610 | 00 | 110885* 12.66 G | 110886* 28.64 G |

PRO-X DIRT BIKE WHEEL BEARING KITS

| * Special Order Item | | FRONT WHEEL BEARING KIT | REAR WHEEL BEARING KIT |
|----------------------------|-------|-------------------------|------------------------|
| HUSQVARNA CONTINUED | | | |
| TC 610 | 01 | 110881* 16.24 G | 110888* 22.10 G |
| TE 610 | 96-98 | 110883* 23.51 G | 110888* 22.10 G |
| TE 610 | 99 | 110885* 12.66 G | 110887* 29.48 G |
| TE 610 | 00 | 110885* 12.66 G | 110886* 28.64 G |
| TE 610 | 01 | 110881* 16.24 G | 110888* 22.10 G |
| TE 610 | 02 | 110884* 14.24 G | 110888* 22.10 G |
| TE 610 | 03 | 110885* 12.66 G | ----- |
| TE 610 | 06-07 | 110885* 12.66 G | 110901* 49.49 G |
| TE-E 610 | 99 | 110883* 23.51 G | 110888* 22.10 G |
| TE-E 610 | 00 | 110885* 12.66 G | 110901* 49.49 G |
| SM 610 | 01 | 110881* 16.24 G | 110901* 49.49 G |
| SM 610 | 06-07 | 110881* 16.24 G | 110888* 22.10 G |
| SM-E 610 | 98 | 110883* 23.51 G | 110888* 22.10 G |
| SM-E 610 | 99 | 110885* 12.66 G | 110887* 29.48 G |
| SM-E 610 | 00-01 | 110885* 12.66 G | 110886* 28.64 G |
| SMR 610 | 00-01 | 110881* 16.24 G | 110901* 49.49 G |
| TE 630 | 10-11 | 110881* 16.24 G | 110888* 22.10 G |
| SMS 630 | 10-11 | 110883* 23.51 G | 110888* 22.10 G |
| HUSABERG | | | |
| 250 TE | 11-14 | 110879 23.60 G | 110871 19.95 G |
| 250 FE | 13-14 | 110879 23.60 G | 110871 19.95 G |
| 300 TE | 11-14 | 110879 23.60 G | 110871 19.95 G |
| 350 FE | 13-14 | 110879 23.60 G | 110871 19.95 G |
| 390 FE | 10-12 | 110879 23.60 G | 110871 19.95 G |
| 450 FE | 04-14 | 110879 23.60 G | 110871 19.95 G |
| 501 FE | 13-14 | 110879 23.60 G | 110871 19.95 G |
| 550 FE | 07-08 | 110879 23.60 G | 110871 19.95 G |
| 570 FE | 09-12 | 110879 23.60 G | 110871 19.95 G |
| 650 FE | 04-07 | 110879 23.60 G | 110871 19.95 G |
| KAWASAKI | | | |
| KX 65 | 00-15 | 110839* 10.66 G | 110847* 13.47 G |
| KX 80 | 79-82 | 110847* 13.47 G | 110847* 13.47 G |
| KX 80 | 83 | 110839* 10.66 G | ----- |
| KX 80 | 84-85 | 110839* 10.66 G | 110847* 13.47 G |
| KX 80 | 86-87 | ----- | 110847* 13.47 G |
| KX 80 | 88-97 | 110845* 7.83 G | 110846 13.47 G |
| KX 80 | 98-00 | 110845* 7.83 G | 110843* 12.50 G |
| KX 85 | 01-15 | 110847* 13.47 G | 110806* 11.37 G |
| KX 100 | 95-97 | 110847* 13.47 G | 110806* 11.37 G |
| KX 100 | 98-15 | 110845* 7.83 G | 110843* 12.50 G |
| KLX 110 | 02-15 | 110847* 13.47 G | 110806* 11.37 G |
| KLX 110 L | 10-15 | 110839* 10.66 G | ----- |
| KX 125 | 78-79 | 110839* 10.66 G | ----- |
| KX 125 | 80-81 | 110845* 7.83 G | 110875* 11.21 G |
| KX 125 | 82 | 110845* 7.83 G | ----- |
| KX 125 | 85 | ----- | 110875* 11.21 G |
| KX 125 | 86-92 | 110827* 15.27 G | 110850* 25.10 G |
| KX 125 | 93-96 | 110827* 15.27 G | 110857* 17.37 G |
| KX 125 | 97-02 | 110818* 22.19 G | 110857* 17.37 G |
| KX 125 | 03-08 | 110818* 22.19 G | 110858* 18.45 G |
| KLX 140 / L | 08-15 | 110818* 22.19 G | 110880* 23.51 G |
| KDX 200 | 83-85 | 110824* 22.19 G | 110806* 11.37 G |
| KDX 200 | 86-88 | 110835* 7.27 G | ----- |
| KDX 200 | 89-06 | 110893* 9.32 G | 110850* 25.10 G |
| KDX 220 R | 98-05 | 110893* 9.32 G | 110857* 17.37 G |
| KDX 250 | 83-84 | 110893* 9.32 G | 110857* 17.37 G |

| * Special Order Item | | FRONT WHEEL BEARING KIT | REAR WHEEL BEARING KIT |
|---------------------------|-------|-------------------------|------------------------|
| KAWASAKI CONTINUED | | | |
| KDX 250 | 91-94 | 110835* 7.27 G | 110875* 11.21 G |
| KX 250 | 76 | 110893* 9.32 G | 110857* 17.37 G |
| KX 250 | 83 | ----- | 110875* 11.21 G |
| KX 250 | 84 | ----- | 110875* 11.21 G |
| KX 250 | 85 | ----- | 110875* 11.21 G |
| KX 250 | 86-92 | 110827* 15.27 G | ----- |
| KX 250 | 93-96 | 110827* 15.27 G | 110857* 17.37 G |
| KX 250 | 97-02 | 110818* 22.19 G | 110857* 17.37 G |
| KX 250 | 03-08 | 110818* 22.19 G | 110858* 18.45 G |
| KX 250 F | 04-15 | 110818* 22.19 G | 110880* 23.51 G |
| KLX 250 | 79-80 | 110818* 22.19 G | 110880* 23.51 G |
| KLX 250 | 94-96 | 110845* 7.83 G | ----- |
| KL 250 Super Sherpa | 00-04 | 110893* 9.32 G | 110857* 17.37 G |
| KLX 250 S | 06-14 | 110835* 7.27 G | ----- |
| KLX 300 R | 97-07 | 110893* 9.32 G | 110857* 17.37 G |
| KLX 400 | 03 | 110893* 9.32 G | 110857* 17.37 G |
| KX 400 | 75-76 | 110818* 22.19 G | 110833* 22.70 G |
| KLX 450 R | 08-15 | ----- | ----- |
| KX 450 F | 06-15 | 110818* 22.19 G | 110880* 23.51 G |
| KX 500 | 83 | 110818* 22.19 G | 110880* 23.51 G |
| KX 500 | 84 | ----- | 110875* 11.21 G |
| KX 500 | 85 | ----- | 110875* 11.21 G |
| KX 500 | 86-93 | 110827* 15.27 G | ----- |
| KX 500 | 94-04 | 110827* 15.27 G | 110857* 17.37 G |
| KLX 650 C | 93-96 | 110818* 22.19 G | 110858* 18.45 G |
| KLX 650 D1 | 96 | 110893* 9.32 G | ----- |
| KLX 650 R | 93-96 | 110893* 9.32 G | 110857* 17.37 G |
| KTM | | | |
| ADV JR 50 | 01-03 | 110803 12.50 G | 110803 12.50 G |
| ADV SR 50 | 02-03 | 110803 12.50 G | 110803 12.50 G |
| ADV SR 50 | 04-07 | 110803 12.50 G | 110803 12.50 G |
| SX PRO JR 50 | 97-01 | 110835* 7.27 G | 110803 12.50 G |
| SX PRO JR 50 | 02-07 | 110803 12.50 G | 110803 12.50 G |
| SX PRO SR 50 | 97-00 | 110835* 7.27 G | 110803 12.50 G |
| SX PRO SR 50 | 02-03 | 110803 12.50 G | 110803 12.50 G |
| SX PRO SR 50 | 04-09 | 110835* 7.27 G | 110803 12.50 G |
| SX 50 Mini | 08 | 110835* 7.27 G | 110835* 7.27 G |
| SX 50 Mini | 09-11 | 110835* 7.27 G | 110803 12.50 G |
| SX 50 Mini | 12-15 | 110835* 7.27 G | 110835* 7.27 G |
| SX 50 | 10-11 | 110834* 8.15 G | 110835* 7.27 G |
| SX 50 | 12-15 | 110835* 7.27 G | 110835* 7.27 G |
| SX 60 | 97-99 | 110834* 8.15 G | 110835* 7.27 G |
| SX 65 | 00-01 | 110834* 8.15 G | 110876* 12.24 G |
| SX 65 | 02-15 | 110834* 8.15 G | 110876* 12.24 G |
| SX 85 | 03-11 | 110834* 8.15 G | 110875* 11.21 G |
| SX 85 | 12-15 | 110813* 13.83 G | 110871 19.95 G |
| SX 105 | 04-11 | 110880* 23.51 G | 110871 19.95 G |
| SX 125 | 93-99 | 110813* 13.83 G | 110871 19.95 G |
| SX 125 | 00-02 | 110813* 13.83 G | 110871 19.95 G |
| SX 125 | 03-15 | 110824* 22.19 G | 110871 19.95 G |
| EXC 125 | 93-99 | 110879 23.60 G | 110871 19.95 G |
| EXC 125 | 00-02 | 110812* 14.55 G | 110871 19.95 G |
| EXC 125 | 03-15 | 110819* 23.93 G | 110871 19.95 G |
| SX 144 | 08 | 110879 23.60 G | 110871 19.95 G |
| SX 150 | 09-15 | 110879 23.60 G | 110871 19.95 G |
| SX 200 | 00-02 | 110879 23.60 G | 110871 19.95 G |
| SX 200 | 03-05 | 110824* 22.19 G | 110871 19.95 G |
| EXC 200 | 98-99 | 110879 23.60 G | 110871 19.95 G |

- accessories
- body
- handlebar & grips
- cables & levers
- exhaust
- engine
- fuel & intake
- electrical & ignition
- clutch
- drive
- bearings**
- brakes
- steering & suspension
- tires
- tools & shop

PRO-X DIRT BIKE WHEEL BEARING KITS

- accessories
- body
- handlebar & grips
- cables & levers
- exhaust
- engine
- fuel & intake
- electrical & ignition
- clutch
- drive
- bearings**
- brakes
- steering & suspension
- tires
- tools & shop

| * Special Order Item | | FRONT WHEEL BEARING KIT | REAR WHEEL BEARING KIT |
|----------------------|-------|-------------------------|------------------------|
| KTM CONTINUED | | | |
| EXC 200 | 00-02 | 110812* 14.55 G | 110871 19.95 G |
| EXC 200 | 03-15 | 110819* 23.93 G | 110871 19.95 G |
| SX 250 | 94-99 | 110879 23.60 G | 110871 19.95 G |
| SX 250 | 00-02 | 110813* 13.83 G | 110871 19.95 G |
| SX 250 | 03-15 | 110824* 22.19 G | 110871 19.95 G |
| EXC 250 | 94-99 | 110879 23.60 G | 110871 19.95 G |
| EXC 250 | 00-02 | 110812* 14.55 G | 110871 19.95 G |
| EXC 250 | 03-15 | 110819* 23.93 G | 110871 19.95 G |
| SX-F 250 | 05-15 | 110879 23.60 G | 110871 19.95 G |
| EXC-F 250 | 07-15 | 110879 23.60 G | 110871 19.95 G |
| Freeride E-SX | 15 | 110879 23.60 G | 110871 19.95 G |
| Freeride E-XC | 15 | 110880* 23.51 G | 110871 19.95 G |
| Freeride 250 R | 14-15 | 110880* 23.51 G | 110871 19.95 G |
| SX 300 | 94-95 | 110880* 23.51 G | 110871 19.95 G |
| EXC 300 | 96-99 | 110812* 14.55 G | 110871 19.95 G |
| EXC 300 | 00-02 | 110812* 14.55 G | 110871 19.95 G |
| EXC 300 | 03-15 | 110819* 23.93 G | 110871 19.95 G |
| SX-F 350 | 11-15 | 110879 23.60 G | 110871 19.95 G |
| EXC-F 350 | 12-15 | 110879 23.60 G | 110871 19.95 G |
| Freeride 350 | 12-15 | 110879 23.60 G | 110871 19.95 G |
| SX 360 | 96-97 | 110880* 23.51 G | 110871 19.95 G |
| EXC 360 | 96-97 | 110812* 14.55 G | 110871 19.95 G |
| SX 380 | 98-99 | 110812* 14.55 G | 110871 19.95 G |
| SX 380 | 00-02 | 110812* 14.55 G | 110871 19.95 G |
| EXC 380 | 98-99 | 110824* 22.19 G | 110871 19.95 G |
| EXC 380 | 00-02 | 110812* 14.55 G | 110871 19.95 G |
| LC4 400 | 98-00 | 110819* 23.93 G | 110871 19.95 G |
| LC4 400 | 01 | 110812* 14.55 G | 110873* 55.73 G |
| SX 400 | 98-99 | 110819* 23.93 G | 110873* 55.73 G |
| SX 400 | 00-02 | 110813* 13.83 G | 110871 19.95 G |
| EXC 400 | 00-05 | 110824* 22.19 G | 110871 19.95 G |
| EXC-R 400 | 09-11 | 110819* 23.93 G | 110871 19.95 G |
| SX 450 Racing | 03-06 | 110879 23.60 G | 110871 19.95 G |
| EXC 450 | 03-07 | 110879 23.60 G | 110871 19.95 G |
| SX-F 450 | 07-15 | 110879 23.60 G | 110871 19.95 G |
| EXC-R 450 | 08-11 | 110879 23.60 G | 110871 19.95 G |
| EXC 450 | 12-15 | 110879 23.60 G | 110871 19.95 G |
| SM-R 450 | 04-14 | 110879 23.60 G | 110871 19.95 G |
| EXC 500 | 12-15 | 110879 23.60 G | 110871 19.95 G |
| SX-F 505 | 08 | 110879 23.60 G | 110871 19.95 G |
| SX-F 505 | 09 | 110879 23.60 G | 110871 19.95 G |
| XC 520 | 00 | 110879 23.60 G | 110871 19.95 G |
| SX 520 | 01-02 | 110819* 23.93 G | 110871 19.95 G |
| EXC 520 | 00-02 | 110824* 22.19 G | 110871 19.95 G |
| SX 525 | 03-06 | 110819* 23.93 G | 110871 19.95 G |
| EXC 525 | 03-07 | 110879 23.60 G | 110871 19.95 G |
| SM-R 525 | 05 | 110879 23.60 G | 110871 19.95 G |
| EXC-R 530 | 08-11 | 110879 23.60 G | 110871 19.95 G |
| SM-R 560 | 06 | 110879 23.60 G | 110871 19.95 G |
| LC4 600 | 91 | 110879 23.60 G | 110871 19.95 G |
| LC4 600 | 92 | 110813* 13.83 G | 110829* 25.20 G |
| EGS 620 | 94 | 110812* 14.55 G | 110830* 25.51 G |
| EGS 620 | 95-97 | 110812* 14.55 G | 110871 19.95 G |
| SX 620 | 97-99 | 110812* 14.55 G | 110873* 55.73 G |
| SXC 620 | 97 | 110813* 13.83 G | 110871 19.95 G |
| EXC 620 | 94 | 110812* 14.55 G | 110871 19.95 G |
| EXC 620 | 95 | 110813* 13.83 G | 110871 19.95 G |
| LC4 620 | 97-99 | 110812* 14.55 G | 110873* 55.73 G |

| * Special Order Item | | FRONT WHEEL BEARING KIT | REAR WHEEL BEARING KIT |
|----------------------|-------|-------------------------|------------------------|
| KTM CONTINUED | | | |
| SXC 625 | 03-05 | 110812* 14.55 G | 110873* 55.73 G |
| SMC 625 | 06 | 110819* 23.93 G | 110871 19.95 G |
| Adventure 640 | 98-00 | 110879 23.60 G | 110871 19.95 G |
| Adventure 640 | 03 | 110813* 13.83 G | 110873* 55.73 G |
| Adventure 640 | 06-07 | 110819* 23.93 G | 110873* 55.73 G |
| LC4 640 | 05 | 110879 23.60 G | 110873* 55.73 G |
| LC 640 | 06-07 | 110879 23.60 G | 110899* 40.27 G |
| SC 640 | 99 | 110879 23.60 G | 110873* 55.73 G |
| SC 640 | 00-01 | 110812* 14.55 G | 110873* 55.73 G |
| 690 R Enduro | 09-12 | 110819* 23.93 G | 110873* 55.73 G |
| Adventure 950 | 04-05 | 110879 23.60 G | 110900* 28.17 G |
| Adventure 950 | 06 | 110879 23.60 G | 110899* 40.27 G |
| SM 950 | 05-06 | 110879 23.60 G | 110900* 28.17 G |
| Super Enduro 950 | 07 | 110879 23.60 G | 110900* 28.17 G |

| SHERCO | | | |
|----------------------------|-------|-----------------|-----------------|
| Enduro 2.5i | 08-14 | 110815* 16.24 G | 113479* 37.74 G |
| 250 SE F / SE F-R (4-Str.) | 14-15 | 110815* 16.24 G | 113479* 37.74 G |
| 250 SE / SE-R (2-Str.) | 14-15 | 110815* 16.24 G | 113479* 37.74 G |
| Enduro 3.0i | 10-14 | 110815* 16.24 G | 113479* 37.74 G |
| 300 SE F / SE F-R (4-Str.) | 14-15 | 110815* 16.24 G | 113479* 37.74 G |
| 300 SE / SE-R (2-Str.) | 14-15 | 110815* 16.24 G | 113479* 37.74 G |
| Enduro 4.5i | 04-12 | 110815* 16.24 G | 113479* 37.74 G |
| Supermotard 4.5i | 04-09 | 110815* 16.24 G | 113479* 37.74 G |
| Enduro 5.1i | 07-12 | 110815* 16.24 G | 113479* 37.74 G |
| Supermotard 5.1i | 07-08 | 110815* 16.24 G | 113479* 37.74 G |

| SUZUKI | | | |
|---------------|-------|-----------------|-----------------|
| RM 65 | 03-05 | 110839* 10.66 G | 110847* 13.47 G |
| RM 80 | 86-89 | 110847* 13.47 G | 110847* 13.47 G |
| RM 80 | 90-01 | ----- | 110837* 11.78 G |
| RM 85 | 02-15 | 110844* 8.91 G | 110841* 11.78 G |
| RM 100 | 03 | 110844* 8.91 G | 110841* 11.78 G |
| TS 100 | 76-77 | 110847* 13.47 G | 110806* 11.37 G |
| DR 125 | 82-88 | 110839* 10.66 G | ----- |
| RM 125 | 79-80 | 110840* 9.68 G | ----- |
| RM 125 | 81-86 | 110840* 9.68 G | 110835* 7.27 G |
| RM 125 | 87 | 110835* 7.27 G | 110835* 7.27 G |
| RM 125 | 88-91 | 110834* 8.15 G | ----- |
| RM 125 | 92-94 | 110834* 8.15 G | 110868* 17.04 G |
| RM 125 | 95 | 110834* 8.15 G | 110860* 20.80 G |
| RM 125 | 96-99 | 110834* 8.15 G | 110862* 22.85 G |
| RM 125 | 00 | 110818* 22.19 G | 110862* 22.85 G |
| RM 125 | 01-11 | 110818* 22.19 G | 110866* 25.56 G |
| TC 125 | 76-77 | 110877* 22.19 G | 110866* 25.56 G |
| DR 200 SE | 96-08 | 110842* 9.68 G | ----- |
| DR 250 | 82-85 | 110842* 9.68 G | ----- |
| DR-Z 250 | 01-07 | 110840* 9.68 G | 110859* 14.07 G |
| PE 250 | 77-79 | 110809* 10.19 G | ----- |
| RM 250 | 79-80 | 110840* 9.68 G | ----- |
| RM 250 | 81-83 | 110840* 9.68 G | 110835* 7.27 G |
| RM 250 | 84-86 | 110835* 7.27 G | 110835* 7.27 G |
| RM 250 | 87 | 110835* 7.27 G | ----- |
| RM 250 | 88-91 | 110834* 8.15 G | 110868* 17.04 G |
| RM 250 | 92-95 | 110834* 8.15 G | 110867* 14.70 G |
| RM 250 | 96-99 | 110834* 8.15 G | 110860* 20.80 G |

PRO-X DIRT BIKE WHEEL BEARING KITS

| * Special Order Item | | FRONT WHEEL BEARING KIT | REAR WHEEL BEARING KIT |
|-------------------------|-------|-------------------------|------------------------|
| SUZUKI CONTINUED | | | |
| RM 250 | 00 | 110818* 22.19 G | 110862* 22.85 G |
| RM 250 | 01-12 | 110818* 22.19 G | 110866* 25.56 G |
| RMX 250 | 89-90 | 110877* 22.19 G | 110866* 25.56 G |
| RMX 250 | 91-98 | 110809* 10.19 G | 110867* 14.70 G |
| RM-Z 250 | 04-06 | 110810* 12.24 G | 110867* 14.70 G |
| RM-Z 250 | 07-15 | 110818* 22.19 G | 110880* 23.51 G |
| DR 350 | 90-96 | 110896* 37.56 G | 110864* 23.63 G |
| DR 350 | 97-99 | 113658* 9.88 G | 113645* 20.80 G |
| DR 350 SE | 98-99 | 110810* 12.24 G | 113645* 20.80 G |
| DR-Z 400 | 00-14 | 110810* 12.24 G | ----- |
| RM 400 | 78 | 110818* 22.19 G | 110833* 22.70 G |
| RMX 450 Z | 10-15 | 110896* 37.56 G | 110864* 23.63 G |
| RM 465 | 81-82 | 110896* 37.56 G | 110864* 23.63 G |
| RM 500 | 83-84 | 110835* 7.27 G | ----- |
| DR 650 SE | 96-05 | 110835* 7.27 G | ----- |
| DR 650 SE | 06-14 | 110810* 12.24 G | ----- |
| MOTO™ | | | |
| MX / EN 125 | 96-04 | 110834* 8.15 G | ----- |
| MX / EN 125 | 05-06 | 110834* 8.15 G | 110906* 37.74 G |
| MX / EN 125 | 07-11 | 110905* 29.20 G | 110904* 29.82 G |
| MX / EN 144 | 08-11 | ----- | 110904* 29.82 G |
| MX / EN 250 | 96-04 | ----- | 110904* 29.82 G |
| MX 250 | 05 | 110834* 8.15 G | 110906* 37.74 G |
| MX 250 | 06 | ----- | 110904* 29.82 G |
| EN 250 | 05-06 | 110905* 29.20 G | 110904* 29.82 G |
| MX / EN 250 | 07-11 | 110905* 29.20 G | 110904* 29.82 G |
| MX / EN 250 F | 02-04 | ----- | 110904* 29.82 G |
| MX 250 F | 05 | 110834* 8.15 G | 110906* 37.74 G |
| EN 250 F | 05 | ----- | 110904* 29.82 G |
| MX / EN 250 F | 06 | 110905* 29.20 G | 110904* 29.82 G |
| MX / EN 250 F | 07-08 | 110905* 29.20 G | 110904* 29.82 G |
| EN 250 F | 09-11 | ----- | 110904* 29.82 G |
| MX / EN 300 | 97-04 | ----- | 110904* 29.82 G |
| MX / EN 300 | 05 | 110834* 8.15 G | 110906* 37.74 G |
| MX / EN 300 | 06 | ----- | 110904* 29.82 G |
| MX / EN 300 | 07-11 | 110905* 29.20 G | 110904* 29.82 G |
| MX / EN 400 F | 02-04 | ----- | 110904* 29.82 G |
| MX / EN 450 F | 05 | 110834* 8.15 G | 110906* 37.74 G |
| MX / EN 450 F | 06 | ----- | 110904* 29.82 G |
| MX / EN 450 F | 07-11 | 110905* 29.20 G | 110904* 29.82 G |
| SMX 450 F | 05 | ----- | 110904* 29.82 G |
| SMX 450 F | 06 | ----- | 110906* 37.74 G |
| SMX 450 F | 07 | 110905* 29.20 G | 110906* 37.74 G |
| SMR 450 F | 08-09 | ----- | 110906* 37.74 G |
| MX / EN 530 F | 02-04 | ----- | 110904* 29.82 G |
| MX / EN 530 F | 05 | 110834* 8.15 G | 110906* 37.74 G |
| MX / EN 530 F | 06 | ----- | 110904* 29.82 G |
| MX / EN 530 F | 07-11 | 110905* 29.20 G | 110904* 29.82 G |
| SMX 660 S | 05 | ----- | 110904* 29.82 G |
| SMX 660 | 06 | ----- | 110906* 37.74 G |
| SMX 660 | 07 | 110905* 29.20 G | 110906* 37.74 G |
| SMX 660 F | 08-09 | ----- | 110906* 37.74 G |
| YAMAHA | | | |
| TT-R 50 | 06-14 | 110836* 8.82 G | 110897* 23.87 G |
| PW 80 | 83-06 | 110804* 12.50 G | 110804* 12.50 G |
| YZ 80 | 74-77 | 110838* 8.82 G | 110828* 19.98 G |
| YZ 80 | 78-79 | 110803 12.50 G | 110874* 14.44 G |

| * Special Order Item | | FRONT WHEEL BEARING KIT | REAR WHEEL BEARING KIT |
|-------------------------|-------|-------------------------|------------------------|
| YAMAHA CONTINUED | | | |
| YZ 80 | 80-81 | 110803 12.50 G | ----- |
| YZ 80 | 82-83 | 110803 12.50 G | 110874* 14.44 G |
| YZ 80 | 84-92 | 110803 12.50 G | ----- |
| YZ 80 | 93-01 | 110803 12.50 G | 110848* 14.09 G |
| YZ 85 | 02-15 | 110804* 12.50 G | 110841* 11.78 G |
| TT-R 90 | 00-07 | 110804* 12.50 G | 110841* 11.78 G |
| YZ 125 | 83-85 | 110838* 8.82 G | 110828* 19.98 G |
| YZ 125 | 86-92 | 110893* 9.32 G | ----- |
| YZ 125 | 93-95 | 110893* 9.32 G | 110870* 19.37 G |
| YZ 125 | 96-97 | 110811* 12.24 G | 110870* 19.37 G |
| YZ 125 | 98 | 110825* 22.13 G | 110870* 19.37 G |
| YZ 125 | 99-15 | 110826* 22.19 G | 110870* 19.37 G |
| TT 125 | 00 | 110826* 22.19 G | 110865* 24.54 G |
| TT-R 125 Drum Brake | 00-09 | 110874* 14.44 G | ----- |
| TT-R 125 L Disc Brake | 00-15 | 110874* 14.44 G | 110874* 14.44 G |
| TT 225 | 86-01 | 110807* 12.50 G | 110874* 14.44 G |
| TT-R 225 | 02-04 | 110893* 9.32 G | ----- |
| XT 225 | 92-07 | 110893* 9.32 G | ----- |
| TT-R 230 | 05-15 | 110893* 9.32 G | ----- |
| YZ 250 | 81 | 110893* 9.32 G | ----- |
| YZ 250 | 82 | ----- | 110869* 21.73 G |
| YZ 250 | 83-87 | ----- | 110870* 19.37 G |
| YZ 250 | 88-91 | 110893* 9.32 G | 110869* 21.73 G |
| YZ 250 | 92-95 | 110893* 9.32 G | 110870* 19.37 G |
| YZ 250 | 96-97 | 110811* 12.24 G | 110870* 19.37 G |
| YZ 250 | 98 | 110825* 22.13 G | 110870* 19.37 G |
| YZ 250 | 99-15 | 110826* 22.19 G | 110870* 19.37 G |
| WR 250 | 91 | 110826* 22.19 G | 110865* 24.54 G |
| WR 250 | 92-97 | 110893* 9.32 G | 110870* 19.37 G |
| YZ 250 F | 01-08 | 110811* 12.24 G | 110870* 19.37 G |
| YZ 250 F | 09-13 | 110826* 22.19 G | 110865* 24.54 G |
| YZ 250 F | 14-15 | 110826* 22.19 G | 110880* 23.51 G |
| YZ 250 FX | 15 | 110896* 37.56 G | 110880* 23.51 G |
| WR 250 F | 01-15 | 110896* 37.56 G | 110865* 24.54 G |
| WR 250 R/X | 08-15 | 114180* 22.85 G | 110865* 24.54 G |
| XT 250 | 08-12 | 113290* 12.42 G | 110865* 24.54 G |
| TT 350 | 86-87 | 110893* 9.32 G | ----- |
| XT 350 | 85-00 | 110893* 9.32 G | 110869* 21.73 G |
| YZ 400 F | 98 | 110893* 9.32 G | 110859* 14.07 G |
| YZ 400 F | 99 | 110826* 22.19 G | 110870* 19.37 G |
| WR 400 F | 98 | 110826* 22.19 G | 110865* 24.54 G |
| WR 400 F | 99-00 | 114180* 22.85 G | 110870* 19.37 G |
| YZ 426 F | 00-02 | 114180* 22.85 G | 110865* 24.54 G |
| WR 426 F | 01-02 | 110826* 22.19 G | 110865* 24.54 G |
| YZ 450 F | 03-08 | 114180* 22.85 G | 110865* 24.54 G |
| YZ 450 F | 09-13 | 110826* 22.19 G | 110865* 24.54 G |
| YZ 450 F | 14-15 | 110826* 22.19 G | 110880* 23.51 G |
| WR 450 F | 03-15 | 110896* 37.56 G | 110880* 23.51 G |
| YZ 465 | 81 | 114180* 22.85 G | 110865* 24.54 G |
| YZ 490 | 82-83 | ----- | 110869* 21.73 G |
| YZ 490 | 84-90 | ----- | 110869* 21.73 G |
| WR 500 | 92-93 | 110893* 9.32 G | 110869* 21.73 G |
| XT 550 | 82-83 | 110893* 9.32 G | 110870* 19.37 G |
| TT 600 | 83-84 | ----- | 110863* 20.95 G |
| TT 600 | 85-86 | 110835* 7.27 G | 110869* 21.73 G |
| XT 600 | 84-95 | 110893* 9.32 G | 110869* 21.73 G |
| XT 600 (SA) | 96-00 | 110893* 9.32 G | 110863* 20.95 G |
| XT-Z 750 Super Tenere | 90-94 | ----- | 110863* 20.95 G |

- accessories
- body
- handlebar & grips
- cables & levers
- exhaust
- engine
- fuel & intake
- electrical & ignition
- clutch
- drive
- bearings**
- brakes
- steering & suspension
- tires
- tools & shop

- accessories
- body
- handlebar & grips
- cables & levers
- exhaust
- engine
- fuel & intake
- electrical & ignition
- clutch
- drive
- bearings
- brakes
- steering & suspension
- tires
- tools & shop



DIRT BIKE WHEEL BEARING KITS

| MODEL | YEAR | LOCATION | PART # | | |
|----------------|-------|----------|--------|-------|---|
| GAS GAS | | | | | |
| EC 125 | 03 | FRONT | 840556 | 39.95 | G |
| EC 125 | 03-08 | REAR | 840558 | 39.95 | G |
| EC 125 | 04-11 | FRONT | 840559 | 39.95 | G |
| EC 200 | 03 | FRONT | 840556 | 39.95 | G |
| EC 200 | 03-11 | REAR | 840558 | 39.95 | G |
| EC 200 | 04-11 | FRONT | 840559 | 39.95 | G |
| EC 250 | 03 | FRONT | 840556 | 39.95 | G |
| EC 250 | 03-11 | REAR | 840558 | 39.95 | G |
| EC 250 | 04-11 | FRONT | 840559 | 39.95 | G |
| EC 300 | 03 | FRONT | 840556 | 39.95 | G |
| EC 300 | 03-11 | REAR | 840558 | 39.95 | G |
| EC 300 | 04-11 | FRONT | 840559 | 39.95 | G |
| MC 125 | 03 | FRONT | 840556 | 39.95 | G |
| MC 125 | 03-08 | REAR | 840558 | 39.95 | G |
| MC 125 | 04-09 | FRONT | 840559 | 39.95 | G |
| MC 200 | 03 | FRONT | 840556 | 39.95 | G |
| MC 200 | 03-08 | REAR | 840558 | 39.95 | G |
| MC 200 | 04-08 | FRONT | 840559 | 39.95 | G |
| MC 250 | 03 | FRONT | 840556 | 39.95 | G |
| MC 250 | 03-09 | REAR | 840558 | 39.95 | G |
| MC 250 | 04-09 | FRONT | 840559 | 39.95 | G |
| MC 300 | 03 | FRONT | 840556 | 39.95 | G |
| MC 300 | 03-08 | REAR | 840558 | 39.95 | G |
| MC 300 | 04-08 | FRONT | 840559 | 39.95 | G |
| SM 125 | 03 | FRONT | 840556 | 39.95 | G |
| SM 125 | 03-08 | REAR | 840558 | 39.95 | G |
| SM 125 | 04-08 | FRONT | 840559 | 39.95 | G |
| SM 200 | 03 | FRONT | 840556 | 39.95 | G |
| SM 200 | 03-08 | REAR | 840558 | 39.95 | G |
| SM 200 | 04-08 | FRONT | 840559 | 39.95 | G |
| SM 250 | 03 | FRONT | 840556 | 39.95 | G |
| SM 250 | 03-08 | REAR | 840558 | 39.95 | G |
| SM 250 | 04-08 | FRONT | 840559 | 39.95 | G |
| SM 300 | 03 | FRONT | 840556 | 39.95 | G |
| SM 300 | 03-08 | REAR | 840558 | 39.95 | G |
| SM 300 | 04-08 | FRONT | 840559 | 39.95 | G |
| TXT 125 | 03-06 | FRONT | 840561 | 39.95 | G |
| TXT 125 | 03-06 | REAR | 840562 | 24.95 | G |
| TXT 200 | 03-06 | FRONT | 840561 | 39.95 | G |
| TXT 200 | 03-06 | REAR | 840562 | 24.95 | G |
| TXT 250 | 03 | FRONT | 840561 | 39.95 | G |
| TXT 250 | 03-06 | REAR | 840562 | 24.95 | G |

| MODEL | YEAR | LOCATION | PART # | | |
|--------------------------|-------|----------|--------|-------|---|
| GAS GAS CONTINUED | | | | | |
| TXT 250 | 04-06 | FRONT | 840564 | 39.95 | G |
| TXT 280 | 03 | FRONT | 840561 | 39.95 | G |
| TXT 280 | 03-06 | REAR | 840562 | 24.95 | G |
| TXT 280 | 04-06 | FRONT | 840564 | 39.95 | G |
| TXT 300 | 03-06 | REAR | 840562 | 24.95 | G |
| TXT 300 | 04-06 | FRONT | 840564 | 39.95 | G |
| HONDA | | | | | |
| CR 125R | 82 | REAR | 840568 | 36.95 | G |
| CR 125R | 89 | REAR | 840573 | 19.95 | G |
| CR 125R | 79-81 | FRONT | 841203 | 17.95 | G |
| CR 125R | 82-83 | FRONT | 840569 | 17.95 | G |
| CR 125R | 83-86 | REAR | 840570 | 19.95 | G |
| CR 125R | 84-94 | FRONT | 840571 | 19.95 | G |
| CR 125R | 87-88 | REAR | 840572 | 19.95 | G |
| CR 125R | 90-99 | REAR | 840575 | 24.95 | G |
| CR 125R | 95-07 | FRONT | 840579 | 29.95 | G |
| CR 125R | 00-07 | REAR | 840582 | 24.95 | G |
| CR 250R | 82 | REAR | 840568 | 36.95 | G |
| CR 250R | 86 | REAR | 840588 | 24.95 | G |
| CR 250R | 89 | REAR | 840589 | 39.95 | G |
| CR 250R | 78-81 | REAR | 840587 | 24.95 | G |
| CR 250R | 81-83 | FRONT | 840569 | 17.95 | G |
| CR 250R | 83-85 | REAR | 840570 | 19.95 | G |
| CR 250R | 85-94 | FRONT | 840571 | 19.95 | G |
| CR 250R | 87-88 | REAR | 840572 | 19.95 | G |
| CR 250R | 90-99 | REAR | 840575 | 24.95 | G |
| CR 250R | 95-07 | FRONT | 840579 | 29.95 | G |
| CR 250R | 00-07 | REAR | 840582 | 24.95 | G |
| CR 500R | 86 | REAR | 840588 | 24.95 | G |
| CR 500R | 89 | REAR | 840589 | 39.95 | G |
| CR 500R | 83-85 | REAR | 840570 | 19.95 | G |
| CR 500R | 84-94 | FRONT | 840571 | 19.95 | G |
| CR 500R | 87-88 | REAR | 840572 | 19.95 | G |
| CR 500R | 90-01 | REAR | 840575 | 24.95 | G |
| CR 500R | 95-01 | FRONT | 840579 | 29.95 | G |
| CR 80R | 80-81 | REAR | 840566 | 17.95 | G |
| CR 80R | 80-82 | FRONT | 840565 | 17.95 | G |
| CR 80R | 82-85 | REAR | 840592 | 19.95 | G |
| CR 80R | 83-85 | FRONT | 840591 | 19.95 | G |
| CR 80R | 86-91 | REAR | 840593 | 19.95 | G |
| CR 80R | 86-02 | FRONT | 840594 | 14.99 | G |

DIRT BIKE WHEEL BEARING KITS CONTINUED

| MODEL | YEAR | LOCATION | PART # | | |
|------------------------|-------|----------|--------|-------|---|
| HONDA CONTINUED | | | | | |
| CR 80R | 92-95 | REAR | 840595 | 19.95 | G |
| CR 80R | 96-02 | REAR | 840597 | 19.95 | G |
| CR 85R | 03-07 | FRONT | 840594 | 14.99 | G |
| CR 85R | 03-07 | REAR | 840597 | 19.95 | G |
| CRF 100F | 04-13 | FRONT | 840591 | 19.95 | G |
| CRF 100F | 04-13 | REAR | 840592 | 19.95 | G |
| CRF 150F | 03-16 | FRONT | 840598 | 19.95 | G |
| CRF 150F | 03-16 | REAR | 840599 | 19.95 | G |
| CRF 150R | 07-16 | FRONT | 840602 | 19.95 | G |
| CRF 150R | 07-16 | REAR | 840603 | 24.95 | G |
| CRF 150RB | 07-16 | FRONT | 840602 | 19.95 | G |
| CRF 150RB | 07-16 | REAR | 840603 | 24.95 | G |
| CRF 230F | 03-16 | FRONT | 840598 | 19.95 | G |
| CRF 230F | 03-16 | REAR | 840599 | 19.95 | G |
| CRF 250R | 04-16 | FRONT | 840579 | 29.95 | G |
| CRF 250R | 04-16 | REAR | 840582 | 24.95 | G |
| CRF 250X | 04-15 | REAR | 840582 | 24.95 | G |
| CRF 250X | 04-15 | FRONT | 840609 | 29.95 | G |
| CRF 450R | 02-16 | FRONT | 840579 | 29.95 | G |
| CRF 450R | 02-16 | REAR | 840582 | 24.95 | G |
| CRF 450X | 05-15 | REAR | 840582 | 24.95 | G |
| CRF 450X | 05-15 | FRONT | 840609 | 29.95 | G |
| CRF 50F | 04-16 | FRONT | 840591 | 19.95 | G |
| CRF 50F | 04-16 | REAR | 840612 | 19.95 | G |
| CRF 70F | 04-12 | FRONT | 840591 | 19.95 | G |
| CRF 70F | 04-12 | REAR | 840592 | 19.95 | G |
| CRF 80F | 04-13 | FRONT | 840591 | 19.95 | G |
| CRF 80F | 04-13 | REAR | 840592 | 19.95 | G |
| XR 100 | 81-82 | FRONT | 840565 | 17.95 | G |
| XR 100 | 81-84 | REAR | 841230 | 17.95 | G |
| XR 100 | 83-84 | FRONT | 841207 | 17.95 | G |
| XR 100R | 85-03 | FRONT | 840591 | 19.95 | G |
| XR 100R | 85-03 | REAR | 840592 | 19.95 | G |
| XR 250 | 79-80 | REAR | 840616 | 17.95 | G |
| XR 250 | 79-80 | FRONT | 841203 | 17.95 | G |
| XR 250R | 81-82 | REAR | 840616 | 17.95 | G |
| XR 250R | 81-82 | FRONT | 840617 | 17.95 | G |
| XR 250R | 84-95 | REAR | 840615 | 19.95 | G |
| XR 250R | 84-04 | FRONT | 840605 | 19.95 | G |
| XR 250R | 96-04 | REAR | 840619 | 19.95 | G |
| XR 400R | 96-04 | FRONT | 840620 | 19.95 | G |
| XR 400R | 96-04 | REAR | 840621 | 19.95 | G |
| XR 50R | 00-03 | FRONT | 840591 | 19.95 | G |
| XR 50R | 00-03 | REAR | 840612 | 19.95 | G |
| XR 600R | 85-92 | FRONT | 840605 | 19.95 | G |
| XR 600R | 85-00 | REAR | 840615 | 19.95 | G |
| XR 600R | 93-00 | FRONT | 840620 | 19.95 | G |
| XR 650L | 93-15 | FRONT | 840620 | 19.95 | G |
| XR 650L | 93-15 | REAR | 840622 | 19.95 | G |
| XR 650R | 00-07 | FRONT | 840620 | 19.95 | G |
| XR 650R | 00-07 | REAR | 840625 | 19.95 | G |
| XR 70R | 97-03 | FRONT | 840591 | 19.95 | G |
| XR 70R | 97-03 | REAR | 840592 | 19.95 | G |
| XR 80 | 79-82 | FRONT | 840565 | 17.95 | G |
| XR 80 | 79-84 | REAR | 841230 | 17.95 | G |
| XR 80 | 83-84 | FRONT | 841207 | 17.95 | G |

| MODEL | YEAR | LOCATION | PART # | | |
|------------------------|----------|----------|--------|-------|---|
| HONDA CONTINUED | | | | | |
| XR 80R | 85-03 | FRONT | 840591 | 19.95 | G |
| XR 80R | 85-03 | REAR | 840592 | 19.95 | G |
| CR 125M | 74-78 | REAR | 840567 | 17.95 | G |
| CR 125M | 76-78 | FRONT | 840565 | 17.95 | G |
| CR 250M | 73,75-76 | REAR | 841228 | 17.95 | G |
| CR 250M | 73-76 | FRONT | 840586 | 17.95 | G |
| CR 450R | 81 | FRONT | 840569 | 17.95 | G |
| CR 450R | 81 | REAR | 840587 | 24.95 | G |
| CR 480R | 82 | REAR | 840568 | 36.95 | G |
| CR 480R | 83 | REAR | 840570 | 19.95 | G |
| CR 480R | 82-83 | FRONT | 840569 | 17.95 | G |
| CR 60R | 83-84 | FRONT | 840591 | 19.95 | G |
| CR 60R | 83-84 | REAR | 840592 | 19.95 | G |
| CR 80RB | 96-02 | FRONT | 840594 | 14.99 | G |
| CR 80RB | 96-02 | REAR | 840597 | 19.95 | G |
| CR 85RB | 03-07 | FRONT | 840594 | 14.99 | G |
| CR 85RB | 03-07 | REAR | 840597 | 19.95 | G |
| CRF 110F | 13-16 | FRONT | 840591 | 19.95 | G |
| CRF 110F | 13-16 | REAR | 840592 | 19.95 | G |
| CRF 230L | 08-09 | FRONT | 840605 | 19.95 | G |
| CRF 230L | 08-09 | REAR | 840621 | 19.95 | G |
| CRF 230M | 09 | FRONT | 840605 | 19.95 | G |
| CRF 230M | 09 | REAR | 840621 | 19.95 | G |
| CRF 250L | 13-15 | FRONT | 841450 | 14.95 | G |
| CRF 250L | 13-15 | REAR | 841478 | 19.95 | G |
| MR 250 | 76 | FRONT | 840613 | 17.95 | G |
| MR 250 | 76 | REAR | 841228 | 17.95 | G |
| MT 125 | 74-76 | REAR | 840614 | 17.95 | G |
| MT 250 | 74-76 | FRONT | 840613 | 17.95 | G |
| SL 100 | 70-73 | REAR | 840614 | 17.95 | G |
| SL 100 | 70-73 | FRONT | 841204 | 17.95 | G |
| SL 125 | 71-73 | REAR | 840614 | 17.95 | G |
| SL 125 | 71-73 | FRONT | 841204 | 17.95 | G |
| SL 175 | 70-71 | FRONT | 841205 | 27.95 | G |
| SL 350 | 70 | FRONT | 841205 | 27.95 | G |
| SL 350 | 70-72 | REAR | 841229 | 17.95 | G |
| SL 350 | 71-72 | FRONT | 840586 | 17.95 | G |
| SL 70 | 71-73 | FRONT | 841204 | 17.95 | G |
| SL 70 | 71-73 | REAR | 841230 | 17.95 | G |
| TL 250 | 75-76 | REAR | 840567 | 17.95 | G |
| TLR 200 | 86-87 | REAR | 840592 | 19.95 | G |
| XL 100 | 74-76 | REAR | 840614 | 17.95 | G |
| XL 100 | 77-78 | FRONT | 841206 | 27.95 | G |
| XL 100S | 79-82 | FRONT | 840565 | 17.95 | G |
| XL 100S | 81-85 | REAR | 841230 | 17.95 | G |
| XL 100S | 83-85 | FRONT | 841207 | 17.95 | G |
| XL 125 | 74-75 | REAR | 840614 | 17.95 | G |
| XL 125 | 77-78 | FRONT | 841206 | 27.95 | G |
| XL 125S | 79-85 | FRONT | 840565 | 17.95 | G |
| XL 175 | 76-78 | FRONT | 841205 | 27.95 | G |
| XL 185S | 79-83 | FRONT | 840565 | 17.95 | G |
| XL 200R | 83-84 | REAR | 840615 | 19.95 | G |
| XL 200R | 83-84 | FRONT | 841203 | 17.95 | G |
| XL 250 | 72 | REAR | 841231 | 27.95 | G |
| XL 250 | 72-76 | FRONT | 840613 | 17.95 | G |
| XL 250R | 82-87 | FRONT | 841203 | 17.95 | G |

- accessories
- body
- handlebar & grips
- cables & levers
- exhaust
- engine
- fuel & intake
- electrical & ignition
- clutch
- drive
- bearings**
- brakes
- steering & suspension
- tires
- tools & shop

DIRT BIKE WHEEL BEARING KITS CONTINUED

- accessories
- body
- handlebar & grips
- cables & levers
- exhaust
- engine
- fuel & intake
- electrical & ignition
- clutch
- drive
- bearings**
- brakes
- steering & suspension
- tires
- tools & shop

| MODEL | YEAR | LOCATION | PART # | | |
|------------------------|-------------------|----------|--------|-------|---|
| HONDA CONTINUED | | | | | |
| XL 250R | 82-87 | REAR | 841232 | 17.95 | G |
| XL 250S | 78-81 | REAR | 840616 | 17.95 | G |
| XL 250S | 78-81 | FRONT | 841203 | 17.95 | G |
| XL 350 | 76-78 | FRONT | 840613 | 17.95 | G |
| XL 350R | 84-85 | FRONT | 840605 | 19.95 | G |
| XL 350R | 84-85 | REAR | 841232 | 17.95 | G |
| XL 500R | 82 | FRONT | 840617 | 17.95 | G |
| XL 500R | 82 | REAR | 841232 | 17.95 | G |
| XL 500S | 79-81 | REAR | 840616 | 17.95 | G |
| XL 500S | 79-81 | FRONT | 841203 | 17.95 | G |
| XL 600R | 83-87 | FRONT | 840605 | 19.95 | G |
| XL 600R | 83-87 | REAR | 841232 | 17.95 | G |
| XL 70 | 74,76 | FRONT | 841204 | 17.95 | G |
| XL 70 | 74-76 | REAR | 841230 | 17.95 | G |
| XL 75 | 77-79 | FRONT | 840565 | 17.95 | G |
| XL 75 | 77-79 | REAR | 841230 | 17.95 | G |
| XL 80 | 80-82 | FRONT | 840565 | 17.95 | G |
| XL 80S | 80-85 | REAR | 841230 | 17.95 | G |
| XL 80S | 83-85 | FRONT | 841207 | 17.95 | G |
| XR 185 | 79 | FRONT | 840565 | 17.95 | G |
| XR 200 | 80-84 | FRONT | 840565 | 17.95 | G |
| XR 200R | 81-88,90-91,93-02 | FRONT | 841203 | 17.95 | G |
| XR 200R | 81-02 | REAR | 840622 | 19.95 | G |
| XR 250L | 91-96 | FRONT | 840605 | 19.95 | G |
| XR 250L | 91-96 | REAR | 841233 | 27.95 | G |
| XR 350R | 83 | FRONT | 840617 | 17.95 | G |
| XR 350R | 83-85 | REAR | 840615 | 19.95 | G |
| XR 350R | 84-85 | FRONT | 840605 | 19.95 | G |
| XR 500 | 79-80 | FRONT | 841203 | 17.95 | G |
| XR 500R | 79-84 | REAR | 840615 | 19.95 | G |
| XR 500R | 81-82 | FRONT | 840617 | 17.95 | G |
| XR 500R | 83-84 | FRONT | 840605 | 19.95 | G |
| XR 75 | 73-78 | REAR | 841230 | 17.95 | G |
| XR 75 | 77-78 | FRONT | 840565 | 17.95 | G |

| HUSABERG | | | | | |
|-----------------|-------|-------|--------|-------|---|
| FC 450 | 04-05 | REAR | 840676 | 29.95 | G |
| FC 450 | 04-05 | FRONT | 840689 | 24.95 | G |
| FC 550 | 04-05 | REAR | 840676 | 29.95 | G |
| FC 550 | 04-05 | FRONT | 840689 | 24.95 | G |
| FE 250 | 13 | REAR | 840676 | 29.95 | G |
| FE 250 | 13 | FRONT | 840689 | 24.95 | G |
| FE 350 | 13 | REAR | 840676 | 29.95 | G |
| FE 350 | 13 | FRONT | 840689 | 24.95 | G |
| FE 390E | 10 | REAR | 840676 | 29.95 | G |
| FE 390E | 10 | FRONT | 840689 | 24.95 | G |
| FE 450E | 04-10 | REAR | 840676 | 29.95 | G |
| FE 450E | 04-10 | FRONT | 840689 | 24.95 | G |
| FE 501 | 13 | REAR | 840676 | 29.95 | G |
| FE 501 | 13 | FRONT | 840689 | 24.95 | G |
| FE 550E | 04-08 | REAR | 840676 | 29.95 | G |
| FE 550E | 04-08 | FRONT | 840689 | 24.95 | G |
| FE 570E | 09-10 | REAR | 840676 | 29.95 | G |
| FE 570E | 09-10 | FRONT | 840689 | 24.95 | G |

| MODEL | YEAR | LOCATION | PART # | | |
|---------------------------|-------|----------|--------|-------|---|
| HUSABERG CONTINUED | | | | | |
| FE 650E | 04-08 | REAR | 840676 | 29.95 | G |
| FE 650E | 04-08 | FRONT | 840689 | 24.95 | G |
| FS 450C | 04-06 | FRONT | 840689 | 24.95 | G |
| FS 450C | 05-06 | REAR | 840676 | 29.95 | G |
| FS 550C | 07 | REAR | 840676 | 29.95 | G |
| FS 550C | 07 | FRONT | 840689 | 24.95 | G |
| FS 650C | 04-07 | FRONT | 840689 | 24.95 | G |
| FS 650C | 05-08 | REAR | 840676 | 29.95 | G |
| FX 450C | 10 | FRONT | 840689 | 24.95 | G |
| TE 250 | 12-13 | REAR | 840676 | 29.95 | G |
| TE 250 | 12-13 | FRONT | 840689 | 24.95 | G |
| TE 300 | 12-13 | REAR | 840676 | 29.95 | G |
| TE 300 | 12-13 | FRONT | 840689 | 24.95 | G |

| HUSQVARNA | | | | | |
|------------------|-------|-------|--------|-------|---|
| CR 125 | 04-11 | FRONT | 840629 | 34.95 | G |
| CR 125 | 04-12 | REAR | 840630 | 49.95 | G |
| FC 250 | 14-15 | REAR | 840676 | 29.95 | G |
| FC 250 | 14-15 | FRONT | 840689 | 24.95 | G |
| FC 350 | 14-15 | REAR | 840676 | 29.95 | G |
| FC 350 | 14-15 | FRONT | 840689 | 24.95 | G |
| FC 450 | 14-15 | REAR | 840676 | 29.95 | G |
| FC 450 | 14-15 | FRONT | 840689 | 24.95 | G |
| FE 250 | 14-15 | REAR | 840676 | 29.95 | G |
| FE 250 | 14-15 | FRONT | 840689 | 24.95 | G |
| FE 350 | 14-15 | REAR | 840676 | 29.95 | G |
| FE 350 | 14-15 | FRONT | 840689 | 24.95 | G |
| FE 350S | 15 | REAR | 840676 | 29.95 | G |
| FE 350S | 15 | FRONT | 840689 | 24.95 | G |
| FE 501 | 14-15 | REAR | 840676 | 29.95 | G |
| FE 501 | 14-15 | FRONT | 840689 | 24.95 | G |
| FE 501S | 15 | REAR | 840676 | 29.95 | G |
| FE 501S | 15 | FRONT | 840689 | 24.95 | G |
| SMR 450 | 04-09 | FRONT | 840629 | 34.95 | G |
| SMR 450 | 04-09 | REAR | 840630 | 49.95 | G |
| SMR 510 | 04-09 | FRONT | 840629 | 34.95 | G |
| SMR 510 | 04-09 | REAR | 840630 | 49.95 | G |
| SMR 610 | 04-09 | FRONT | 840629 | 34.95 | G |
| SMR 610 | 04-09 | REAR | 840630 | 49.95 | G |
| TC 125 | 14-15 | REAR | 840676 | 29.95 | G |
| TC 125 | 14-15 | FRONT | 840689 | 24.95 | G |
| TC 250 | 04-11 | FRONT | 840629 | 34.95 | G |
| TC 250 | 04-12 | REAR | 840630 | 49.95 | G |
| TC 250 | 14-15 | REAR | 840676 | 29.95 | G |
| TC 250 | 14-15 | FRONT | 840689 | 24.95 | G |
| TC 450 | 04-11 | FRONT | 840629 | 34.95 | G |
| TC 450 | 04-12 | REAR | 840630 | 49.95 | G |
| TC 510 | 04-09 | FRONT | 840629 | 34.95 | G |
| TC 510 | 04-09 | REAR | 840630 | 49.95 | G |
| TC 85 | 14-15 | REAR | 840676 | 29.95 | G |
| TC 85 | 14-15 | FRONT | 841451 | 29.95 | G |
| TE 125 | 15 | REAR | 840676 | 29.95 | G |
| TE 125 | 15 | FRONT | 840689 | 24.95 | G |
| TE 250 | 04-11 | FRONT | 840629 | 34.95 | G |
| TE 250 | 04-12 | REAR | 840630 | 49.95 | G |

DIRT BIKE WHEEL BEARING KITS CONTINUED

| MODEL | YEAR | LOCATION | PART # | | |
|----------------------------|----------|----------|--------|-------|---|
| HUSQVARNA CONTINUED | | | | | |
| TE 250 | 14-15 | REAR | 840676 | 29.95 | G |
| TE 250 | 14-15 | FRONT | 840689 | 24.95 | G |
| TE 300 | 14-15 | REAR | 840676 | 29.95 | G |
| TE 300 | 14-15 | FRONT | 840689 | 24.95 | G |
| TE 310 | 09-11 | FRONT | 840629 | 34.95 | G |
| TE 310 | 09-13 | REAR | 840630 | 49.95 | G |
| TE 450 | 04-11 | FRONT | 840629 | 34.95 | G |
| TE 450 | 04-13 | REAR | 840630 | 49.95 | G |
| TE 510 | 04-11 | FRONT | 840629 | 34.95 | G |
| TE 510 | 04-13 | REAR | 840630 | 49.95 | G |
| TE 610 | 04-09 | FRONT | 840629 | 34.95 | G |
| TE 610 | 04-09 | REAR | 840630 | 49.95 | G |
| TXC 250 | 09-11 | FRONT | 840629 | 34.95 | G |
| TXC 250 | 09-12 | REAR | 840630 | 49.95 | G |
| TXC 450 | 09-11 | FRONT | 840629 | 34.95 | G |
| TXC 450 | 09-13 | REAR | 840630 | 49.95 | G |
| TXC 510 | 09-11 | FRONT | 840629 | 34.95 | G |
| TXC 510 | 09-13 | REAR | 840630 | 49.95 | G |
| WR 125 | 04-11 | FRONT | 840629 | 34.95 | G |
| WR 125 | 04-12 | REAR | 840630 | 49.95 | G |
| WR 250 | 04-10 | REAR | 840630 | 49.95 | G |
| WR 250 | 04-12 | FRONT | 840629 | 34.95 | G |
| KAWASAKI | | | | | |
| KDX 200 | 86-88 | FRONT | 840647 | 27.95 | G |
| KDX 200 | 86-88 | REAR | 841236 | 56.95 | G |
| KDX 200 | 89-06 | FRONT | 840634 | 19.95 | G |
| KDX 200 | 89-06 | REAR | 840635 | 19.95 | G |
| KDX 220 | 97-05 | FRONT | 840634 | 19.95 | G |
| KDX 220 | 97-05 | REAR | 840635 | 19.95 | G |
| KDX 250 | 91-94 | FRONT | 840634 | 19.95 | G |
| KDX 250 | 91-94 | REAR | 840635 | 19.95 | G |
| KLX 110 | 02-15 | FRONT | 840637 | 19.95 | G |
| KLX 110 | 02-15 | REAR | 840642 | 19.95 | G |
| KLX 125 | 03-06 | FRONT | 840643 | 19.95 | G |
| KLX 125 | 03-06 | REAR | 840644 | 19.95 | G |
| KLX 125L | 03-04,06 | REAR | 840644 | 19.95 | G |
| KLX 125L | 03-06 | FRONT | 840696 | 16.95 | G |
| KLX 250 | 94-96 | FRONT | 840634 | 19.95 | G |
| KLX 250 | 94-96 | REAR | 840635 | 19.95 | G |
| KLX 300R | 97-07 | FRONT | 840634 | 19.95 | G |
| KLX 300R | 97-07 | REAR | 840635 | 19.95 | G |
| KLX 400 | 03-04 | REAR | 840652 | 36.95 | G |
| KLX 400 | 03-04 | FRONT | 840706 | 41.95 | G |
| KLX 450R | 08-09 | FRONT | 840653 | 27.95 | G |
| KLX 450R | 08-09 | REAR | 840654 | 24.95 | G |
| KLX 650 | 93-96 | REAR | 840657 | 66.95 | G |
| KX 100 | 95,97 | FRONT | 840660 | 14.95 | G |
| KX 100 | 95,97 | REAR | 840661 | 19.95 | G |
| KX 100 | 98-15 | FRONT | 840658 | 19.95 | G |
| KX 100 | 98-15 | REAR | 840659 | 24.95 | G |
| KX 125 | 86-96 | REAR | 840635 | 19.95 | G |
| KX 125 | 89-92 | FRONT | 840671 | 19.95 | G |
| KX 125 | 93-05 | FRONT | 840665 | 29.95 | G |
| KX 125 | 97-02 | REAR | 840666 | 19.95 | G |

| MODEL | YEAR | LOCATION | PART # | | |
|---------------------------|-------------|----------|--------|-------|---|
| KAWASAKI CONTINUED | | | | | |
| KX 125 | 03-05 | REAR | 840654 | 24.95 | G |
| KX 250 | 86-96 | REAR | 840635 | 19.95 | G |
| KX 250 | 90-92 | FRONT | 840671 | 19.95 | G |
| KX 250 | 93-07 | FRONT | 840665 | 29.95 | G |
| KX 250 | 97-02 | REAR | 840666 | 19.95 | G |
| KX 250 | 03-07 | REAR | 840654 | 24.95 | G |
| KX 250F | 04-16 | REAR | 840654 | 24.95 | G |
| KX 250F | 04-16 | FRONT | 840665 | 29.95 | G |
| KX 450F | 06-16 | REAR | 840654 | 24.95 | G |
| KX 450F | 06-16 | FRONT | 840665 | 29.95 | G |
| KX 500 | 86-96 | REAR | 840635 | 19.95 | G |
| KX 500 | 90-93 | FRONT | 840671 | 19.95 | G |
| KX 500 | 94-04 | FRONT | 840665 | 29.95 | G |
| KX 500 | 97-04 | REAR | 840666 | 19.95 | G |
| KX 60 | 85-88,90-03 | FRONT | 840637 | 19.95 | G |
| KX 60 | 85-88,90-03 | REAR | 840638 | 19.95 | G |
| KX 65 | 00-15 | FRONT | 840658 | 19.95 | G |
| KX 65 | 00-15 | REAR | 840674 | 19.95 | G |
| KX 80 | 88-97 | FRONT | 840660 | 14.95 | G |
| KX 80 | 88-97 | REAR | 840661 | 19.95 | G |
| KX 80 | 98-00 | FRONT | 840658 | 19.95 | G |
| KX 80 | 98-00 | REAR | 840659 | 24.95 | G |
| KX 85 | 01-15 | FRONT | 840658 | 19.95 | G |
| KX 85 | 01-15 | REAR | 840659 | 24.95 | G |
| KD 80 | 88-90 | FRONT | 840696 | 16.95 | G |
| KD 80 | 88-90 | REAR | 841235 | 17.95 | G |
| KDX 50 | 03-06 | FRONT | 841214 | 17.95 | G |
| KDX 50 | 03-06 | REAR | 841241 | 17.95 | G |
| KDX 80 | 84-88 | FRONT | 840637 | 19.95 | G |
| KDX 80 | 84-88 | REAR | 840638 | 19.95 | G |
| KE 100 | 87-01 | FRONT | 841209 | 17.95 | G |
| KE 100 | 87-01 | REAR | 841238 | 27.95 | G |
| KLR 250 | 87-05 | REAR | 840640 | 36.95 | G |
| KLR 250 | 87-05 | FRONT | 841210 | 27.95 | G |
| KLR 650 | 87-15 | REAR | 840641 | 27.95 | G |
| KLR 650 | 87-15 | FRONT | 841210 | 27.95 | G |
| KLX 140 | 08-15 | FRONT | 840658 | 19.95 | G |
| KLX 140 | 08-15 | REAR | 841239 | 36.95 | G |
| KLX 250S | 06-07 | FRONT | 840634 | 19.95 | G |
| KLX 250S | 06-14 | REAR | 840635 | 19.95 | G |
| KLX 250S | 09-14 | FRONT | 840647 | 27.95 | G |
| KLX 650R | 93-96 | FRONT | 840634 | 19.95 | G |
| KLX 650R | 93-96 | REAR | 840635 | 19.95 | G |
| TENGA | 90-91 | REAR | 840641 | 27.95 | G |
| TENGA | 90-91 | FRONT | 841210 | 27.95 | G |
| KTM | | | | | |
| 125 EXC | 98-99 | FRONT | 840677 | 24.95 | G |
| 125 EXC | 00-02 | FRONT | 840680 | 24.95 | G |
| 125 EXC | 01-07 | REAR | 840676 | 29.95 | G |
| 125 EXC | 03-05 | FRONT | 840689 | 24.95 | G |
| 125 MXC | 98-99 | FRONT | 840677 | 24.95 | G |
| 125 MXC | 00-02 | FRONT | 840680 | 24.95 | G |
| 125 MXC | 03-05 | FRONT | 840689 | 24.95 | G |
| 125 SX | 98-99 | FRONT | 840684 | 34.95 | G |

- accessories
- body
- handlebar & grips
- cables & levers
- exhaust
- engine
- fuel & intake
- electrical & ignition
- clutch
- drive
- bearings**
- brakes
- steering & suspension
- tires
- tools & shop

DIRT BIKE WHEEL BEARING KITS CONTINUED

- accessories
- body
- handlebar & grips
- cables & levers
- exhaust
- engine
- fuel & intake
- electrical & ignition
- clutch
- drive
- bearings**
- brakes
- steering & suspension
- tires
- tools & shop

| MODEL | YEAR | LOCATION | PART # | | |
|----------------------|-------------|----------|--------|-------|---|
| KTM CONTINUED | | | | | |
| 125 SX | 00-02 | FRONT | 840579 | 29.95 | G |
| 125 SX | 03-15 | FRONT | 840689 | 24.95 | G |
| 125 SX | 06-15 | REAR | 840676 | 29.95 | G |
| 200 EXC | 98-99 | FRONT | 840677 | 24.95 | G |
| 200 EXC | 00-02 | FRONT | 840680 | 24.95 | G |
| 200 EXC | 03-05 | FRONT | 840689 | 24.95 | G |
| 200 EXC | 04-05 | REAR | 840676 | 29.95 | G |
| 200 MXC | 98-99 | FRONT | 840677 | 24.95 | G |
| 200 MXC | 00-02 | FRONT | 840680 | 24.95 | G |
| 200 MXC | 03-05 | FRONT | 840689 | 24.95 | G |
| 200 SX | 98-99 | FRONT | 840684 | 34.95 | G |
| 200 SX | 00-02 | FRONT | 840579 | 29.95 | G |
| 200 SX | 03-06 | FRONT | 840689 | 24.95 | G |
| 200 SX | 04-06 | REAR | 840676 | 29.95 | G |
| 200 XC | 06-09 | REAR | 840676 | 29.95 | G |
| 200 XC | 06-09 | FRONT | 840689 | 24.95 | G |
| 200 XC-W | 06-15 | FRONT | 840689 | 24.95 | G |
| 200 XC-W | 08-15 | REAR | 840676 | 29.95 | G |
| 250 EXC | 98-99 | FRONT | 840677 | 24.95 | G |
| 250 EXC | 98-05 | REAR | 840676 | 29.95 | G |
| 250 EXC | 00-02 | FRONT | 840680 | 24.95 | G |
| 250 EXC | 03-05,08 | FRONT | 840689 | 24.95 | G |
| 250 MXC | 98-99 | FRONT | 840677 | 24.95 | G |
| 250 MXC | 98-05 | REAR | 840676 | 29.95 | G |
| 250 MXC | 00-02 | FRONT | 840680 | 24.95 | G |
| 250 MXC | 03-05 | FRONT | 840689 | 24.95 | G |
| 250 SX | 98-99 | FRONT | 840684 | 34.95 | G |
| 250 SX | 00-02 | FRONT | 840579 | 29.95 | G |
| 250 SX | 03-15 | FRONT | 840689 | 24.95 | G |
| 250 SX | 06-15 | REAR | 840676 | 29.95 | G |
| 250 SX-F | 06-15 | REAR | 840676 | 29.95 | G |
| 250 SX-F | 06-15 | FRONT | 840689 | 24.95 | G |
| 250 XC | 06-14 | REAR | 840676 | 29.95 | G |
| 250 XC | 06-14 | FRONT | 840689 | 24.95 | G |
| 250 XC-F | 07-08,12-15 | FRONT | 840689 | 24.95 | G |
| 250 XC-F | 07-09,12-15 | REAR | 840676 | 29.95 | G |
| 250 XCF-W | 07-15 | REAR | 840676 | 29.95 | G |
| 250 XCF-W | 07-15 | FRONT | 840689 | 24.95 | G |
| 250 XC-W | 06-07,09-15 | REAR | 840676 | 29.95 | G |
| 250 XC-W | 06-15 | FRONT | 840689 | 24.95 | G |
| 300 EXC | 98-99 | FRONT | 840677 | 24.95 | G |
| 300 EXC | 98-05 | REAR | 840676 | 29.95 | G |
| 300 EXC | 00-02 | FRONT | 840680 | 24.95 | G |
| 300 EXC | 03-05 | FRONT | 840689 | 24.95 | G |
| 300 MXC | 98-99 | FRONT | 840677 | 24.95 | G |
| 300 MXC | 98-05 | REAR | 840676 | 29.95 | G |
| 300 MXC | 00-02 | FRONT | 840680 | 24.95 | G |
| 300 MXC | 03-05 | FRONT | 840689 | 24.95 | G |
| 300 SX | 98-99 | FRONT | 840684 | 34.95 | G |
| 300 SX | 98-02 | REAR | 840676 | 29.95 | G |
| 300 SX | 00-02 | FRONT | 840579 | 29.95 | G |
| 300 XC | 06-14 | REAR | 840676 | 29.95 | G |
| 300 XC | 06-14 | FRONT | 840689 | 24.95 | G |
| 300 XC-W | 06-15 | REAR | 840676 | 29.95 | G |
| 300 XC-W | 06-15 | FRONT | 840689 | 24.95 | G |

| MODEL | YEAR | LOCATION | PART # | | |
|----------------------|-------------|----------|--------|-------|---|
| KTM CONTINUED | | | | | |
| 380 EXC | 98-99 | FRONT | 840677 | 24.95 | G |
| 380 EXC | 98-02 | REAR | 840676 | 29.95 | G |
| 380 EXC | 00-02 | FRONT | 840680 | 24.95 | G |
| 380 MXC | 98-99 | FRONT | 840677 | 24.95 | G |
| 380 MXC | 98-02 | REAR | 840676 | 29.95 | G |
| 380 MXC | 00-02 | FRONT | 840680 | 24.95 | G |
| 380 SX | 98-99 | FRONT | 840684 | 34.95 | G |
| 380 SX | 00-02 | FRONT | 840579 | 29.95 | G |
| 400 EXC | 06 | FRONT | 840689 | 24.95 | G |
| 400 EXC | 00-02 | FRONT | 840680 | 24.95 | G |
| 400 EXC | 00-06 | REAR | 840676 | 29.95 | G |
| 400 MXC | 01-02 | REAR | 840676 | 29.95 | G |
| 400 MXC | 01-02 | FRONT | 840680 | 24.95 | G |
| 400 SX | 00-02 | FRONT | 840579 | 29.95 | G |
| 400 SX | 00-05 | REAR | 840676 | 29.95 | G |
| 400 XC-W | 07-10 | REAR | 840676 | 29.95 | G |
| 400 XC-W | 07-10 | FRONT | 840689 | 24.95 | G |
| 450 EXC | 03-13 | FRONT | 840689 | 24.95 | G |
| 450 EXC | 06-13 | REAR | 840676 | 29.95 | G |
| 450 EXC-R | 03-09 | FRONT | 840689 | 24.95 | G |
| 450 EXC-R | 06-08 | REAR | 840676 | 29.95 | G |
| 450 MXC | 03-05 | REAR | 840676 | 29.95 | G |
| 450 MXC | 03-05 | FRONT | 840689 | 24.95 | G |
| 450 SX-F | 03-15 | FRONT | 840689 | 24.95 | G |
| 450 SX-F | 06-15 | REAR | 840676 | 29.95 | G |
| 450 XC-F | 06-09,13-15 | REAR | 840676 | 29.95 | G |
| 450 XC-F | 06-09,13-15 | FRONT | 840689 | 24.95 | G |
| 450 XC-W | 07-15 | REAR | 840676 | 29.95 | G |
| 450 XC-W | 07-15 | FRONT | 840689 | 24.95 | G |
| 505 SX-F | 08 | REAR | 840676 | 29.95 | G |
| 505 SX-F | 08 | FRONT | 840689 | 24.95 | G |
| 505 XC-F | 08-09 | REAR | 840676 | 29.95 | G |
| 520 EXC | 00-02 | REAR | 840676 | 29.95 | G |
| 520 EXC | 00-02 | FRONT | 840680 | 24.95 | G |
| 520 MXC | 00-02 | REAR | 840676 | 29.95 | G |
| 520 MXC | 00-02 | FRONT | 840680 | 24.95 | G |
| 520 SX | 00-02 | FRONT | 840579 | 29.95 | G |
| 520 SX | 00-02 | REAR | 840676 | 29.95 | G |
| 525 EXC | 03-06 | REAR | 840676 | 29.95 | G |
| 525 EXC | 03-07 | FRONT | 840689 | 24.95 | G |
| 525 MXC | 03-05 | REAR | 840676 | 29.95 | G |
| 525 MXC | 03-05 | FRONT | 840689 | 24.95 | G |
| 525 SX | 00-02,06 | REAR | 840676 | 29.95 | G |
| 525 SX | 00-06 | FRONT | 840689 | 24.95 | G |
| 525 XC | 06-07 | FRONT | 840689 | 24.95 | G |
| 525 XC | 06-08 | REAR | 840676 | 29.95 | G |
| 530 EXC-R | 08-09 | REAR | 840676 | 29.95 | G |
| 530 EXC-R | 08-09 | FRONT | 840689 | 24.95 | G |
| 530 XC-W | 08-11 | REAR | 840676 | 29.95 | G |
| 530 XC-W | 08-11 | FRONT | 840689 | 24.95 | G |
| 105 SX | 04-11 | REAR | 840676 | 29.95 | G |
| 105 SX | 07-11 | FRONT | 840675 | 24.95 | G |
| 150 SX | 09-15 | REAR | 840676 | 29.95 | G |
| 150 SX | 09-15 | FRONT | 840689 | 24.95 | G |
| 150 XC | 10-14 | REAR | 840676 | 29.95 | G |

DIRT BIKE WHEEL BEARING KITS CONTINUED

| MODEL | YEAR | LOCATION | PART # | | |
|----------------------|----------------|----------|--------|-------|---|
| KTM CONTINUED | | | | | |
| 150 XC | 10-14 | FRONT | 840689 | 24.95 | G |
| 350 EXC-F | 12-15 | REAR | 840676 | 29.95 | G |
| 350 EXC-F | 12-15 | FRONT | 840689 | 24.95 | G |
| 350 SX-F | 11-15 | REAR | 840676 | 29.95 | G |
| 350 SX-F | 11-15 | FRONT | 840689 | 24.95 | G |
| 350 XC-F | 12-15 | REAR | 840676 | 29.95 | G |
| 350 XC-F | 12-15 | FRONT | 840689 | 24.95 | G |
| 350 XCF-W | 12-15 | REAR | 840676 | 29.95 | G |
| 350 XCF-W | 12-15 | FRONT | 840689 | 24.95 | G |
| 50 JR ADVENTURE | 00-02 | FRONT | 841150 | 17.95 | G |
| 50 JR ADVENTURE | 00-02 | REAR | 841157 | 14.95 | G |
| 50 MINI ADVENTURE | 09 | REAR | 841158 | 8.95 | G |
| 50 MINI ADVENTURE | 98-07 | FRONT | 841150 | 17.95 | G |
| 50 MINI ADVENTURE | 98-08 | REAR | 841157 | 14.95 | G |
| 50 MINI ADVENTURE | 08-10 | FRONT | 841151 | 14.95 | G |
| 50 SR ADVENTURE | 00-03 | FRONT | 841150 | 17.95 | G |
| 50 SR ADVENTURE | 00-07 | REAR | 841157 | 14.95 | G |
| 50 SR ADVENTURE | 04-07 | FRONT | 841151 | 14.95 | G |
| 50 SX | 15 | REAR | 841638 | 9.95 | G |
| 50 SX | 07-11 | FRONT | 841151 | 14.95 | G |
| 50 SX | 10-14 | REAR | 841158 | 8.95 | G |
| 50 SX | 12-15 | FRONT | 840692 | 19.95 | G |
| 50 SX PRO JR | 09 | REAR | 841158 | 8.95 | G |
| 50 SX PRO JR | 98-00,06 | FRONT | 841150 | 17.95 | G |
| 50 SX PRO JR | 98-08 | REAR | 841157 | 14.95 | G |
| 50 SX PRO JR | 01-05,07-09 | FRONT | 841151 | 14.95 | G |
| 50 SX PRO SR | 04 | REAR | 841159 | 8.95 | G |
| 50 SX PRO SR | 01,05 | REAR | 841158 | 8.95 | G |
| 50 SX PRO SR | 98-00 | FRONT | 841150 | 17.95 | G |
| 50 SX PRO SR | 98-00,02-03,06 | REAR | 841157 | 14.95 | G |
| 50 SX PRO SR | 01-06 | FRONT | 841151 | 14.95 | G |
| 500 EXC | 12-15 | REAR | 840676 | 29.95 | G |
| 500 EXC | 12-15 | FRONT | 840689 | 24.95 | G |
| 500 XC-W | 12-15 | REAR | 840676 | 29.95 | G |
| 500 XC-W | 12-15 | FRONT | 840689 | 24.95 | G |
| 530 EXC | 09-11 | REAR | 840676 | 29.95 | G |
| 530 EXC | 09-11 | FRONT | 840689 | 24.95 | G |
| 65 SX | 00-15 | FRONT | 840692 | 19.95 | G |
| 65 SX | 00-15 | REAR | 840693 | 38.95 | G |
| 85 SX | 03-15 | REAR | 840676 | 29.95 | G |
| 85 SX | 05-11 | FRONT | 840675 | 24.95 | G |
| 85 SX | 12-15 | FRONT | 841451 | 29.95 | G |
| SUZUKI | | | | | |
| DRZ 110 | 03-05 | FRONT | 840637 | 19.95 | G |
| DRZ 110 | 03-06 | REAR | 840642 | 19.95 | G |
| DRZ 125 | 05 | REAR | 840701 | 24.95 | G |

| MODEL | YEAR | LOCATION | PART # | | |
|-------------------------|-------------|----------|--------|-------|---|
| SUZUKI CONTINUED | | | | | |
| DRZ 125 | 03-04,06-15 | REAR | 840644 | 19.95 | G |
| DRZ 125 | 03-15 | FRONT | 840643 | 19.95 | G |
| DRZ 125L | 03 | REAR | 840644 | 19.95 | G |
| DRZ 125L | 03-15 | FRONT | 840696 | 16.95 | G |
| DRZ 125L | 04-15 | REAR | 840701 | 24.95 | G |
| DRZ 250 | 01-07 | REAR | 840698 | 19.95 | G |
| DRZ 250 | 01-07 | FRONT | 840702 | 19.95 | G |
| DRZ 400SM | 05-09,14-15 | FRONT | 840706 | 41.95 | G |
| DRZ 400SM | 05-09,14-15 | REAR | 840707 | 24.95 | G |
| RM 100 | 03 | FRONT | 840658 | 19.95 | G |
| RM 100 | 03 | REAR | 840659 | 24.95 | G |
| RM 100 | 76-77 | REAR | 840695 | 17.95 | G |
| RM 100 | 79-81 | REAR | 840716 | 36.95 | G |
| RM 125 | 78 | REAR | 840717 | 36.95 | G |
| RM 125 | 87 | REAR | 841479 | 27.95 | G |
| RM 125 | 75-77 | REAR | 840695 | 17.95 | G |
| RM 125 | 75-80 | FRONT | 840696 | 16.95 | G |
| RM 125 | 79-80 | REAR | 840716 | 36.95 | G |
| RM 125 | 81-85 | FRONT | 841151 | 14.95 | G |
| RM 125 | 81-86 | REAR | 840719 | 17.95 | G |
| RM 125 | 86-95 | FRONT | 840692 | 19.95 | G |
| RM 125 | 88-91 | REAR | 840721 | 19.95 | G |
| RM 125 | 92-94 | REAR | 840725 | 24.95 | G |
| RM 125 | 95-98 | REAR | 840727 | 24.95 | G |
| RM 125 | 96-00 | FRONT | 840729 | 29.95 | G |
| RM 125 | 00-07 | REAR | 840731 | 24.95 | G |
| RM 125 | 01-07 | FRONT | 840733 | 29.95 | G |
| RM 250 | 76 | REAR | 840737 | 27.95 | G |
| RM 250 | 76-77 | FRONT | 841217 | 17.95 | G |
| RM 250 | 77-78 | REAR | 840714 | 17.95 | G |
| RM 250 | 78-80 | FRONT | 840696 | 16.95 | G |
| RM 250 | 79-80 | REAR | 840716 | 36.95 | G |
| RM 250 | 81-83 | REAR | 840719 | 17.95 | G |
| RM 250 | 81-85 | FRONT | 841151 | 14.95 | G |
| RM 250 | 84-87 | REAR | 841243 | 66.95 | G |
| RM 250 | 86-95 | FRONT | 840692 | 19.95 | G |
| RM 250 | 88-91 | REAR | 840738 | 24.95 | G |
| RM 250 | 92-94 | REAR | 840725 | 24.95 | G |
| RM 250 | 95-99 | REAR | 840727 | 24.95 | G |
| RM 250 | 96-00 | FRONT | 840729 | 29.95 | G |
| RM 250 | 00-08 | REAR | 840731 | 24.95 | G |
| RM 250 | 01-08 | FRONT | 840733 | 29.95 | G |
| RM 65 | 03-05 | REAR | 840674 | 19.95 | G |
| RM 65 | 03-05 | FRONT | 840741 | 17.95 | G |
| RM 80 | 77-81 | FRONT | 840643 | 19.95 | G |
| RM 80 | 78-81 | REAR | 840711 | 17.95 | G |
| RM 80 | 82-89 | FRONT | 840742 | 17.95 | G |
| RM 80 | 84-89 | REAR | 840743 | 17.95 | G |
| RM 80 | 90-01 | FRONT | 840696 | 16.95 | G |
| RM 80 | 90-01 | REAR | 840825 | 19.95 | G |
| RM 85 | 02-15 | FRONT | 840696 | 16.95 | G |
| RM 85 | 02-15 | REAR | 840825 | 19.95 | G |
| RM 85L | 03-12 | FRONT | 840696 | 16.95 | G |
| RM 85L | 03-12 | REAR | 840825 | 19.95 | G |
| RMX 250 | 89-98 | FRONT | 840702 | 19.95 | G |

- accessories
- body
- handlebar & grips
- cables & levers
- exhaust
- engine
- fuel & intake
- electrical & ignition
- clutch
- drive
- bearings**
- brakes
- steering & suspension
- tires
- tools & shop

DIRT BIKE WHEEL BEARING KITS CONTINUED

- accessories
- body
- handlebar & grips
- cables & levers
- exhaust
- engine
- fuel & intake
- electrical & ignition
- clutch
- drive
- bearings**
- brakes
- steering & suspension
- tires
- tools & shop

| MODEL | YEAR | LOCATION | PART # | | | |
|-------------------------|----------|----------|--------|-------|---|--|
| SUZUKI CONTINUED | | | | | | |
| RMX 250 | 89-98 | REAR | 840738 | 24.95 | G | |
| RMZ 250 | 04-06 | REAR | 840654 | 24.95 | G | |
| RMZ 250 | 04-06 | FRONT | 840665 | 29.95 | G | |
| RMZ 250 | 07-15 | FRONT | 840746 | 24.95 | G | |
| RMZ 250 | 07-15 | REAR | 840747 | 29.95 | G | |
| RMZ 450 | 05-15 | FRONT | 840746 | 24.95 | G | |
| RMZ 450 | 05-15 | REAR | 840747 | 29.95 | G | |
| DR 100 | 83-90 | REAR | 840695 | 17.95 | G | |
| DR 100 | 83-90 | FRONT | 841212 | 17.95 | G | |
| DR 125 | 82-84 | FRONT | 841212 | 17.95 | G | |
| DR 125 | 82-88 | REAR | 840695 | 17.95 | G | |
| DR 125 | 86-88 | FRONT | 840696 | 16.95 | G | |
| DR 125 SE | 94-96 | REAR | 840695 | 17.95 | G | |
| DR 125 SE | 94-96 | FRONT | 840696 | 16.95 | G | |
| DR 200 | 86-88 | REAR | 840695 | 17.95 | G | |
| DR 200 | 86-88 | FRONT | 840696 | 16.95 | G | |
| DR 200 SE | 96-09 | REAR | 840695 | 17.95 | G | |
| DR 200 SE | 96-09 | FRONT | 840696 | 16.95 | G | |
| DR 250 | 85 | FRONT | 840696 | 16.95 | G | |
| DR 250 | 82-83 | FRONT | 841212 | 17.95 | G | |
| DR 250 | 82-83,85 | REAR | 840699 | 27.95 | G | |
| DR 250 | 90-93 | FRONT | 840697 | 17.95 | G | |
| DR 250 | 90-93 | REAR | 840698 | 19.95 | G | |
| DR 370 | 78-79 | FRONT | 840696 | 16.95 | G | |
| DR 500 | 81-83 | FRONT | 841212 | 17.95 | G | |
| DRZ 400 | 00-15 | FRONT | 840706 | 41.95 | G | |
| DRZ 400 | 00-15 | REAR | 840707 | 24.95 | G | |
| DRZ 70 | 08-09 | FRONT | 841213 | 27.95 | G | |
| DRZ 70 | 08-09 | REAR | 841240 | 36.95 | G | |
| DS 100 | 78-81 | REAR | 840695 | 17.95 | G | |
| DS 100 | 78-81 | FRONT | 840696 | 16.95 | G | |
| DS 125 | 78-81 | REAR | 840695 | 17.95 | G | |
| DS 125 | 79-81 | FRONT | 840696 | 16.95 | G | |
| DS 185 | 78-80 | REAR | 840695 | 17.95 | G | |
| DS 185 | 78-80 | FRONT | 840696 | 16.95 | G | |
| DS 250 | 80 | FRONT | 840696 | 16.95 | G | |
| DS 250 | 80 | REAR | 840709 | 17.95 | G | |
| DS 80 | 78-00 | FRONT | 840643 | 19.95 | G | |
| DS 80 | 78-00 | REAR | 840711 | 17.95 | G | |
| JR 50 | 78-06 | FRONT | 841214 | 17.95 | G | |
| JR 50 | 78-06 | REAR | 841241 | 17.95 | G | |
| JR 80 | 01-04 | FRONT | 840643 | 19.95 | G | |
| JR 80 | 01-04 | REAR | 840711 | 17.95 | G | |
| MT 50 | 73 | FRONT | 840696 | 16.95 | G | |
| MT 50 | 73 | REAR | 840712 | 17.95 | G | |
| OR 50 | 78-80 | REAR | 841242 | 27.95 | G | |
| OR 50 | 79-80 | FRONT | 841211 | 17.95 | G | |
| PE 175 | 78-79 | REAR | 840695 | 17.95 | G | |
| PE 175 | 78-81 | FRONT | 841212 | 17.95 | G | |
| PE 175 | 80-84 | REAR | 840713 | 17.95 | G | |
| PE 175 | 82-84 | FRONT | 841215 | 17.95 | G | |
| PE 250 | 77-79 | REAR | 840714 | 17.95 | G | |
| PE 250 | 77-81 | FRONT | 841216 | 17.95 | G | |
| PE 250 | 80-81 | REAR | 840715 | 46.95 | G | |
| PE 400 | 80-81 | REAR | 840715 | 46.95 | G | |
| PE 400 | 80-81 | FRONT | 841216 | 17.95 | G | |

| MODEL | YEAR | LOCATION | PART # | | | |
|-------------------------|-------------|----------|--------|-------|---|--|
| SUZUKI CONTINUED | | | | | | |
| RB 50 | 87 | REAR | 841242 | 27.95 | G | |
| RM 370 | 76 | REAR | 840737 | 27.95 | G | |
| RM 370 | 77 | REAR | 840714 | 17.95 | G | |
| RM 370 | 76-77 | FRONT | 841217 | 17.95 | G | |
| RM 400 | 79-80 | FRONT | 840696 | 16.95 | G | |
| RM 400 | 79-80 | REAR | 840716 | 36.95 | G | |
| RM 465 | 81 | REAR | 840739 | 27.95 | G | |
| RM 465 | 81-82 | FRONT | 841151 | 14.95 | G | |
| RM 50 | 78-80 | FRONT | 840643 | 19.95 | G | |
| RM 50 | 78-80 | REAR | 840711 | 17.95 | G | |
| RM 500 | 83 | REAR | 840740 | 46.95 | G | |
| RM 500 | 83-84 | FRONT | 841151 | 14.95 | G | |
| RM 60 | 03 | FRONT | 840637 | 19.95 | G | |
| RM 60 | 78-83 | FRONT | 840643 | 19.95 | G | |
| RM 60 | 78-83 | REAR | 840711 | 17.95 | G | |
| RMX 450Z | 10 | FRONT | 840746 | 24.95 | G | |
| RMX 450Z | 10 | REAR | 840747 | 29.95 | G | |
| RS 175 | 80-82 | FRONT | 840696 | 16.95 | G | |
| RS 175 | 80-82 | REAR | 840716 | 36.95 | G | |
| RS 250 | 80-81 | FRONT | 840696 | 16.95 | G | |
| RV 125 | 73-77 | REAR | 840754 | 36.95 | G | |
| RV 125 | 74-77 | FRONT | 841218 | 17.95 | G | |
| SP 100 | 83 | REAR | 840695 | 17.95 | G | |
| SP 100 | 83 | FRONT | 841212 | 17.95 | G | |
| SP 125 | 82-83 | FRONT | 841212 | 17.95 | G | |
| SP 125 | 82-83,86-88 | REAR | 840695 | 17.95 | G | |
| SP 125 | 86-88 | FRONT | 840696 | 16.95 | G | |
| SP 200 | 86-88 | REAR | 840695 | 17.95 | G | |
| SP 200 | 86-88 | FRONT | 840696 | 16.95 | G | |
| SP 250 | 82-83,85 | FRONT | 840696 | 16.95 | G | |
| SP 250 | 82-83,85 | REAR | 840699 | 27.95 | G | |
| SP 370 | 78-79 | REAR | 840755 | 36.95 | G | |
| SP 370 | 78-79 | FRONT | 841216 | 17.95 | G | |
| SP 400 | 80 | REAR | 840755 | 36.95 | G | |
| SP 400 | 80 | FRONT | 841216 | 17.95 | G | |
| SP 500 | 81-83 | FRONT | 841216 | 17.95 | G | |
| T 125 | 71 | REAR | 840756 | 27.95 | G | |
| T 125 | 71 | FRONT | 841217 | 17.95 | G | |
| TC 100 | 73-77 | REAR | 840756 | 27.95 | G | |
| TC 100 | 74-77 | FRONT | 841221 | 17.95 | G | |
| TC 120 | 71 | REAR | 840757 | 17.95 | G | |
| TC 120 | 71 | FRONT | 841217 | 17.95 | G | |
| TC 125 | 72-75 | REAR | 840695 | 17.95 | G | |
| TC 125 | 74-75 | FRONT | 841220 | 17.95 | G | |
| TC 125 | 76-77 | REAR | 840756 | 27.95 | G | |
| TC 185 | 74-77 | REAR | 840754 | 36.95 | G | |
| TC 185 | 74-77 | FRONT | 841221 | 17.95 | G | |
| TM 100 | 74-75 | REAR | 840695 | 17.95 | G | |
| TM 125 | 73-75 | REAR | 840695 | 17.95 | G | |
| TM 400 | 71-75 | REAR | 840709 | 17.95 | G | |
| TM 400 | 71-75 | FRONT | 841217 | 17.95 | G | |
| TM 75 | 74-76 | FRONT | 841211 | 17.95 | G | |
| TM 75 | 74-76 | REAR | 841242 | 27.95 | G | |
| TS 100 | 73-77 | REAR | 840756 | 27.95 | G | |
| TS 100 | 74-77 | FRONT | 841221 | 17.95 | G | |
| TS 100 | 78-81 | REAR | 840695 | 17.95 | G | |

DIRT BIKE WHEEL BEARING KITS CONTINUED

| MODEL | YEAR | LOCATION | PART # | | |
|-------------------------|-------------|----------|--------|-------|---|
| SUZUKI CONTINUED | | | | | |
| TS 100 | 78-81 | FRONT | 841212 | 17.95 | G |
| TS 125 | 71-72,78-81 | REAR | 840695 | 17.95 | G |
| TS 125 | 71-72,78-81 | FRONT | 841212 | 17.95 | G |
| TS 125 | 73-77 | REAR | 840756 | 27.95 | G |
| TS 125 | 73-77 | FRONT | 841220 | 17.95 | G |
| TS 185 | 71-72,77-81 | REAR | 840695 | 17.95 | G |
| TS 185 | 73-76 | REAR | 840756 | 27.95 | G |
| TS 185 | 73-76 | FRONT | 841221 | 17.95 | G |
| TS 185 | 77-81 | FRONT | 841212 | 17.95 | G |
| TS 50 | 71-74 | FRONT | 841211 | 17.95 | G |
| TS 50 | 71-74 | REAR | 841242 | 27.95 | G |
| TS 75 | 75-77 | FRONT | 841211 | 17.95 | G |
| TS 75 | 75-77 | REAR | 841242 | 27.95 | G |
| YAMAHA | | | | | |
| TTR 125E | 00-03 | FRONT | 840774 | 19.95 | G |
| TTR 125E | 00-04 | REAR | 840775 | 19.95 | G |
| TTR 125E | 03-09 | REAR | 840775 | 19.95 | G |
| TTR 125E | 04-09 | FRONT | 840774 | 19.95 | G |
| TTR 125L | 00-08 | REAR | 840775 | 19.95 | G |
| TTR 125L | 00-08 | FRONT | 840776 | 19.95 | G |
| TTR 90 | 00-08 | FRONT | 840768 | 19.95 | G |
| TTR 90 | 00-08 | REAR | 840769 | 19.95 | G |
| WR 250 | 91 | FRONT | 840772 | 19.95 | G |
| WR 250 | 91-97 | REAR | 840783 | 19.95 | G |
| WR 250 | 92-97 | FRONT | 840784 | 19.95 | G |
| WR 250F | 01-03 | REAR | 840785 | 24.95 | G |
| WR 250F | 01-13,15 | FRONT | 840786 | 29.95 | G |
| WR 250F | 04-13,15 | REAR | 840790 | 24.95 | G |
| WR 400F | 98 | REAR | 840783 | 19.95 | G |
| WR 400F | 98-00 | FRONT | 840786 | 29.95 | G |
| WR 400F | 99-00 | REAR | 840785 | 24.95 | G |
| WR 426F | 01-02 | REAR | 840785 | 24.95 | G |
| WR 426F | 01-02 | FRONT | 840786 | 29.95 | G |
| WR 450F | 03 | REAR | 840785 | 24.95 | G |
| WR 450F | 03-15 | FRONT | 840786 | 29.95 | G |
| WR 450F | 04-15 | REAR | 840790 | 24.95 | G |
| WR 500Z | 92-93 | FRONT | 840772 | 19.95 | G |
| WR 500Z | 92-93 | REAR | 840783 | 19.95 | G |
| YZ 125 | 76 | FRONT | 840767 | 27.95 | G |
| YZ 125 | 76 | REAR | 841249 | 36.95 | G |
| YZ 125 | 84 | FRONT | 840805 | 27.95 | G |
| YZ 125 | 84 | REAR | 840806 | 36.95 | G |
| YZ 125 | 85 | FRONT | 840807 | 27.95 | G |
| YZ 125 | 85 | REAR | 841250 | 36.95 | G |
| YZ 125 | 86-87 | REAR | 841251 | 36.95 | G |
| YZ 125 | 86-91 | FRONT | 840772 | 19.95 | G |
| YZ 125 | 88-98 | REAR | 840783 | 19.95 | G |
| YZ 125 | 92-95 | FRONT | 840784 | 19.95 | G |
| YZ 125 | 96-97 | FRONT | 840810 | 29.95 | G |
| YZ 125 | 98-16 | FRONT | 840786 | 29.95 | G |
| YZ 125 | 99-16 | REAR | 840785 | 24.95 | G |
| YZ 250 | 74 | FRONT | 840767 | 27.95 | G |
| YZ 250 | 74 | REAR | 841245 | 36.95 | G |
| YZ 250 | 85 | FRONT | 840807 | 27.95 | G |
| YZ 250 | 83-84 | FRONT | 840805 | 27.95 | G |

| MODEL | YEAR | LOCATION | PART # | | |
|-------------------------|-------------------------|----------|--------|-------|---|
| YAMAHA CONTINUED | | | | | |
| YZ 250 | 83-84 | REAR | 841252 | 46.95 | G |
| YZ 250 | 85-87 | REAR | 841253 | 46.95 | G |
| YZ 250 | 86-91 | FRONT | 840772 | 19.95 | G |
| YZ 250 | 88-98 | REAR | 840783 | 19.95 | G |
| YZ 250 | 92-95 | FRONT | 840784 | 19.95 | G |
| YZ 250 | 96-97 | FRONT | 840810 | 29.95 | G |
| YZ 250 | 98-16 | FRONT | 840786 | 29.95 | G |
| YZ 250 | 99-16 | REAR | 840785 | 24.95 | G |
| YZ 250F | 01-08 | REAR | 840785 | 24.95 | G |
| YZ 250F | 01-13 | FRONT | 840786 | 29.95 | G |
| YZ 250F | 09-16 | REAR | 840821 | 24.95 | G |
| YZ 250F | 14-16 | FRONT | 840746 | 24.95 | G |
| YZ 400F | 98 | REAR | 840783 | 19.95 | G |
| YZ 400F | 99 | REAR | 840785 | 24.95 | G |
| YZ 400F | 98-99 | FRONT | 840786 | 29.95 | G |
| YZ 426F | 00-02 | REAR | 840785 | 24.95 | G |
| YZ 426F | 00-02 | FRONT | 840786 | 29.95 | G |
| YZ 450F | 03-08 | REAR | 840785 | 24.95 | G |
| YZ 450F | 03-13 | FRONT | 840786 | 29.95 | G |
| YZ 450F | 09-16 | REAR | 840821 | 24.95 | G |
| YZ 450F | 14-16 | FRONT | 840746 | 24.95 | G |
| YZ 80 | 84-92 | FRONT | 840761 | 27.95 | G |
| YZ 80 | 84-92 | REAR | 840824 | 27.95 | G |
| YZ 80 | 93-01 | FRONT | 840781 | 19.95 | G |
| YZ 80 | 93-01 | REAR | 840825 | 19.95 | G |
| YZ 85 | 02-16 | FRONT | 840781 | 19.95 | G |
| YZ 85 | 02-16 | REAR | 840825 | 19.95 | G |
| BW 200 | 85-88 | FRONT | 840758 | 27.95 | G |
| BW 200 | 85-88 | REAR | 840759 | 27.95 | G |
| BW 350 | 87-88 | FRONT | 840758 | 27.95 | G |
| BW 350 | 87-88 | REAR | 840760 | 36.95 | G |
| BW 80 | 86-88,90 | REAR | 840762 | 46.95 | G |
| BW 80 | 86-90 | FRONT | 840761 | 27.95 | G |
| DT 250 | 78 | REAR | 841244 | 36.95 | G |
| DT 250 | 73,78 | FRONT | 840763 | 27.95 | G |
| DT 400 | 78 | FRONT | 840763 | 27.95 | G |
| DT 400 | 78 | REAR | 841244 | 36.95 | G |
| IT 200 | 84-86 | REAR | 840765 | 36.95 | G |
| IT 250 | 79 | FRONT | 840766 | 27.95 | G |
| IT 250 | 79 | REAR | 841245 | 36.95 | G |
| IT 490 | 84 | FRONT | 841151 | 14.95 | G |
| IT 490 | 84 | REAR | 841246 | 46.95 | G |
| JT2 MINI ENDURO | 72 | REAR | 841247 | 27.95 | G |
| MX 250 | 74 | FRONT | 840767 | 27.95 | G |
| PW 50 | 85-87,90-96,98-09,12-16 | FRONT | 841223 | 27.95 | G |
| PW 80 | 91-06 | FRONT | 840768 | 19.95 | G |
| PW 80 | 01-06 | REAR | 840769 | 19.95 | G |
| RT 100 | 92-00 | FRONT | 841224 | 27.95 | G |
| RT 180 | 90-92 | REAR | 840770 | 27.95 | G |
| TT 225 | 86-87 | REAR | 840773 | 36.95 | G |
| TT 350 | 86-87 | REAR | 841248 | 46.95 | G |
| TT 500 | 77,80-81 | FRONT | 840767 | 27.95 | G |
| TT 500 | 77,80-81 | REAR | 841245 | 36.95 | G |

- accessories
- body
- handlebar & grips
- cables & levers
- exhaust
- engine
- fuel & intake
- electrical & ignition
- clutch
- drive
- bearings**
- brakes
- steering & suspension
- tires
- tools & shop

DIRT BIKE WHEEL BEARING KITS CONTINUED

| MODEL | YEAR | LOCATION | PART # | | |
|-------------------------|-------------|----------|--------|-------|---|
| YAMAHA CONTINUED | | | | | |
| TT 600 | 83-84 | REAR | 841246 | 46.95 | G |
| TT 600 | 85-86 | REAR | 841248 | 46.95 | G |
| TTR 110 | 09-16 | FRONT | 840768 | 19.95 | G |
| TTR 110 | 09-16 | REAR | 840769 | 19.95 | G |
| TTR 125LE | 03-15 | REAR | 840775 | 19.95 | G |
| TTR 125LE | 03-15 | FRONT | 840776 | 19.95 | G |
| TTR 225 | 01 | REAR | 841249 | 36.95 | G |
| TTR 225 | 99-00 | REAR | 840777 | 36.95 | G |
| TTR 225 | 02-04 | REAR | 840770 | 27.95 | G |
| TTR 230 | 05-15 | FRONT | 840772 | 19.95 | G |
| TTR 230 | 05-15 | REAR | 840778 | 36.95 | G |
| TTR 250 | 99-06 | FRONT | 840779 | 27.95 | G |
| TTR 250 | 99-06 | REAR | 840780 | 36.95 | G |
| TTR 50 | 06-09,13-15 | FRONT | 840781 | 19.95 | G |
| TTR 50 | 06-09,13-15 | REAR | 840782 | 17.95 | G |
| TW 200 | 87-16 | REAR | 840760 | 36.95 | G |
| TW 200 | 01-16 | FRONT | 840772 | 19.95 | G |
| TY 350 | 85-86 | FRONT | 841151 | 14.95 | G |
| WR 250R | 08-16 | REAR | 840790 | 24.95 | G |
| WR 250R | 08-16 | FRONT | 840793 | 27.95 | G |

| MODEL | YEAR | LOCATION | PART # | | |
|-------------------------|-------|----------|--------|-------|---|
| YAMAHA CONTINUED | | | | | |
| WR 250X | 08-11 | REAR | 840790 | 24.95 | G |
| WR 250X | 08-11 | FRONT | 840793 | 27.95 | G |
| XT 200 | 82 | REAR | 840773 | 36.95 | G |
| XT 200 | 82 | FRONT | 841224 | 27.95 | G |
| XT 225 | 92-07 | REAR | 840773 | 36.95 | G |
| XT 250 | 84 | REAR | 840799 | 36.95 | G |
| XT 250 | 84 | FRONT | 841227 | 27.95 | G |
| XT 250 | 08-15 | FRONT | 840772 | 19.95 | G |
| XT 250 | 08-15 | REAR | 840800 | 36.95 | G |
| XT 350 | 85-00 | REAR | 840799 | 36.95 | G |
| XT 600 | 85-89 | REAR | 840801 | 46.95 | G |
| XT 600 | 90-95 | REAR | 840803 | 46.95 | G |
| YZ 100 | 76 | FRONT | 840767 | 27.95 | G |
| YZ 100 | 76 | REAR | 841249 | 36.95 | G |
| YZ 250FX | 15 | FRONT | 840746 | 24.95 | G |
| YZ 360 | 74 | FRONT | 840767 | 27.95 | G |
| YZ 360 | 74 | REAR | 841245 | 36.95 | G |
| YZ 490 | 84 | FRONT | 840823 | 27.95 | G |
| YZ 490 | 85 | FRONT | 840807 | 27.95 | G |
| YZ 490 | 83-90 | REAR | 841254 | 46.95 | G |

BEARING CONNECTION'S WHEEL BEARING KITS



| MAKE | YEAR | LOCATION | PART# | | |
|-----------------|----------|----------|--------|-------|---|
| HONDA | | | | | |
| CR 125R | 84-94 | FRONT | 832074 | 13.95 | L |
| CR 125R | 90-99 | REAR | 832079 | 17.95 | L |
| CR 125R | 95-07 | FRONT | 832085 | 20.45 | L |
| CR 125R | 00-07 | REAR | 832094 | 21.95 | L |
| CR 80R | 86-02 | FRONT | 832107 | 9.95 | L |
| CR 80R | 96-02 | REAR | 832109 | 10.95 | L |
| CRF 250X | 04-13 | FRONT | 832119 | 23.95 | L |
| XR 400R | 96-04 | FRONT | 832122 | 12.95 | L |
| XR 650R | 00-07 | REAR | 832125 | 14.95 | L |
| CR 60R | 83-84 | FRONT | 832127 | 12.45 | L |
| CR 60R | 83-84 | REAR | 832128 | 8.95 | L |
| CRF 230L | 08-09 | REAR | 832129 | 15.45 | L |
| XR 200R | 81-02 | REAR | 832130 | 13.45 | L |
| HUSABERG | | | | | |
| FC 450 | 04-05 | FRONT | 832131 | 21.95 | L |
| FC 450 | 04-05 | REAR | 832132 | 18.45 | L |
| KAWASAKI | | | | | |
| KDX 200 | 89-06 | FRONT | 832139 | 8.45 | L |
| KDX 200 | 89-06 | REAR | 832140 | 15.95 | L |
| KLX 450R | 08-09 | FRONT | 832148 | 20.45 | L |
| KLX 450R | 08-09 | REAR | 832150 | 21.95 | L |
| KX 100 | 98-15,15 | REAR | 832156 | 10.45 | L |
| KX 125 | 93-05 | FRONT | 832158 | 20.45 | L |
| KX 125 | 97-02 | REAR | 832159 | 16.95 | L |
| KD 80 | 88-90 | FRONT | 832164 | 9.45 | L |
| KLX 140 | 08-15 | FRONT | 832166 | 12.45 | L |

| MAKE | YEAR | LOCATION | PART# | | |
|---------------|----------|----------|--------|-------|---|
| KTM | | | | | |
| 125 EXC | 98-99 | FRONT | 832167 | 13.45 | L |
| 125 EXC | 00-02 | FRONT | 832171 | 21.95 | L |
| 125 SX | 98-99 | FRONT | 832173 | 12.95 | L |
| 50 SX | 12-15 | FRONT | 832175 | 7.45 | L |
| SUZUKI | | | | | |
| RM 125 | 95-98 | REAR | 832179 | 21.45 | L |
| RM 125 | 96-00 | FRONT | 832181 | 20.45 | L |
| RM 125 | 00-07 | REAR | 832183 | 23.95 | L |
| RM 125 | 01-07 | FRONT | 832186 | 20.45 | L |
| RM 80 | 90-01 | REAR | 832194 | 10.95 | L |
| RMX 450Z | 10 | FRONT | 832199 | 34.95 | L |
| RMX 450Z | 10 | REAR | 832200 | 21.95 | L |
| YAMAHA | | | | | |
| TTR 125E | 00-03 | FRONT | 832203 | 13.45 | L |
| TTR 125E | 00-04 | REAR | 832204 | 13.45 | L |
| TTR 125L | 00-08 | FRONT | 832205 | 11.45 | L |
| WR 250F | 01-03 | REAR | 832209 | 22.45 | L |
| WR 250F | 01-15 | FRONT | 832212 | 19.95 | L |
| WR 250F | 04-15 | REAR | 832216 | 22.95 | L |
| YZ 250F | 09-15,15 | REAR | 832232 | 21.95 | L |
| TTR 50 | 06-09 | FRONT | 832239 | 11.45 | L |
| WR 200 | 92 | REAR | 832240 | 17.95 | L |

PIVOT WORKS TALON HUB BEARING KIT

- Rebuild your Talon hubs with Pivot Works OE quality bearings and seals
- Bearings are double sealed to prevent contamination and increase bearing life
- OE quality rubber seals are double lipped providing superior protection against contamination and wear



| MODEL | YEAR | LOCATION | PART # | | |
|-----------------|-------|----------|--------|-------|---|
| HONDA | | | | | |
| CR 125R | 02-07 | FRONT | 841149 | 19.95 | G |
| CR 125R | 02-07 | REAR | 841156 | 21.95 | G |
| CR 250R | 02-07 | FRONT | 841149 | 19.95 | G |
| CR 250R | 02-07 | REAR | 841156 | 21.95 | G |
| CRF 250R | 04-16 | FRONT | 841149 | 19.95 | G |
| CRF 250R | 04-16 | REAR | 841156 | 21.95 | G |
| CRF 450R | 02-16 | FRONT | 841149 | 19.95 | G |
| CRF 450R | 02-16 | REAR | 841156 | 21.95 | G |
| XR 650R | 00-07 | REAR | 841156 | 21.95 | G |
| KAWASAKI | | | | | |
| KLX 400 | 03-04 | FRONT | 841149 | 19.95 | G |
| KLX 400 | 03-04 | REAR | 841156 | 21.95 | G |
| KX 125 | 00-05 | FRONT | 841149 | 19.95 | G |
| KX 125 | 00-05 | REAR | 841156 | 21.95 | G |
| KX 250 | 00-07 | FRONT | 841149 | 19.95 | G |
| KX 250 | 00-07 | REAR | 841156 | 21.95 | G |
| KX 250F | 04-16 | FRONT | 841149 | 19.95 | G |
| KX 250F | 04-16 | REAR | 841156 | 21.95 | G |
| KX 450F | 06-16 | FRONT | 841149 | 19.95 | G |
| KX 450F | 06-16 | REAR | 841156 | 21.95 | G |
| KX 500 | 00-04 | FRONT | 841149 | 19.95 | G |
| KX 500 | 03-04 | REAR | 841156 | 21.95 | G |
| KTM | | | | | |
| 105 SX | 07-11 | FRONT | 841149 | 19.95 | G |
| 105 SX | 07-11 | REAR | 841156 | 21.95 | G |
| 85 SX | 05-15 | FRONT | 841149 | 19.95 | G |
| 85 SX | 05-15 | REAR | 841156 | 21.95 | G |

| MODEL | YEAR | LOCATION | PART # | | |
|---------------|-------|----------|--------|-------|---|
| SUZUKI | | | | | |
| DRZ 400SM | 05-08 | FRONT | 841149 | 19.95 | G |
| DRZ 400SM | 05-09 | REAR | 841156 | 21.95 | G |
| RM 125 | 01-07 | FRONT | 841149 | 19.95 | G |
| RM 125 | 01-07 | REAR | 841156 | 21.95 | G |
| RM 250 | 01-08 | FRONT | 841149 | 19.95 | G |
| RM 250 | 01-08 | REAR | 841156 | 21.95 | G |
| RMZ 250 | 04-10 | FRONT | 841149 | 19.95 | G |
| RMZ 250 | 04-10 | REAR | 841156 | 21.95 | G |
| RMZ 450 | 05-10 | FRONT | 841149 | 19.95 | G |
| RMZ 450 | 05-11 | REAR | 841156 | 21.95 | G |
| YAMAHA | | | | | |
| WR 250F | 02-13 | FRONT | 841149 | 19.95 | G |
| WR 250F | 02-13 | REAR | 841156 | 21.95 | G |
| WR 426F | 02 | FRONT | 841149 | 19.95 | G |
| WR 426F | 02 | REAR | 841156 | 21.95 | G |
| WR 450F | 03-15 | FRONT | 841149 | 19.95 | G |
| WR 450F | 03-15 | REAR | 841156 | 21.95 | G |
| YZ 125 | 02-16 | FRONT | 841149 | 19.95 | G |
| YZ 125 | 02-16 | REAR | 841156 | 21.95 | G |
| YZ 250 | 02-16 | FRONT | 841149 | 19.95 | G |
| YZ 250 | 02-16 | REAR | 841156 | 21.95 | G |
| YZ 250F | 02-16 | FRONT | 841149 | 19.95 | G |
| YZ 250F | 02-16 | REAR | 841156 | 21.95 | G |
| YZ 426F | 02 | REAR | 841156 | 21.95 | G |
| YZ 426F | 00-02 | FRONT | 841149 | 19.95 | G |
| YZ 450F | 03-16 | FRONT | 841149 | 19.95 | G |
| YZ 450F | 03-16 | REAR | 841156 | 21.95 | G |
| YZ 250FX | 15 | FRONT | 841149 | 19.95 | G |

- accessories
- body
- handlebar & grips
- cables & levers
- exhaust
- engine
- fuel & intake
- electrical & ignition
- clutch
- drive
- bearings**
- brakes
- steering & suspension
- tires
- tools & shop



PIVOT WORKS WATERTIGHT WHEEL COLLAR KITS

- Unique upgrade from standard OEM wheel collars
- Prevent water and debris from corroding and degrading wheel bearings and axle
- Kits include collars, bearings, seals and two sets of o-rings

- accessories
- body
- handlebar & grips
- cables & levers
- exhaust
- engine
- fuel & intake
- electrical & ignition
- clutch
- drive
- bearings**
- brakes
- steering & suspension
- tires
- tools & shop

| MODEL | YEAR | LOCATION | PART # | |
|-----------------|-------|----------|--------|---------|
| HONDA | | | | |
| CR 125R | 95-96 | FRONT | 840576 | 49.95 G |
| CR 125R | 95-99 | REAR | 840578 | 59.95 G |
| CR 125R | 97-01 | FRONT | 840580 | 49.95 G |
| CR 125R | 00-07 | REAR | 840583 | 79.95 G |
| CR 125R | 02-03 | FRONT | 841152 | 39.95 G |
| CR 125R | 04-07 | FRONT | 840584 | 49.95 G |
| CR 250R | 95-96 | FRONT | 840576 | 49.95 G |
| CR 250R | 95-99 | REAR | 840578 | 59.95 G |
| CR 250R | 97-01 | FRONT | 840580 | 49.95 G |
| CR 250R | 00-07 | REAR | 840583 | 79.95 G |
| CR 250R | 02-03 | FRONT | 841152 | 39.95 G |
| CR 250R | 04-07 | FRONT | 840584 | 49.95 G |
| CR 500R | 95 | FRONT | 840576 | 49.95 G |
| CR 500R | 95-01 | REAR | 840590 | 59.95 G |
| CR 500R | 96-01 | FRONT | 840580 | 49.95 G |
| CRF 150F | 03-16 | FRONT | 840600 | 49.95 G |
| CRF 150F | 03-16 | REAR | 840601 | 59.95 G |
| CRF 150R | 07-16 | FRONT | 840604 | 49.95 G |
| CRF 150RB | 07-16 | FRONT | 840604 | 49.95 G |
| CRF 230F | 03-16 | FRONT | 840600 | 49.95 G |
| CRF 230F | 03-16 | REAR | 840601 | 59.95 G |
| CRF 250R | 04-08 | FRONT | 840584 | 49.95 G |
| CRF 250R | 04-16 | REAR | 840583 | 79.95 G |
| CRF 250R | 10-11 | FRONT | 841153 | 49.95 G |
| CRF 250X | 04-13 | FRONT | 840610 | 39.95 G |
| CRF 250X | 04-15 | REAR | 840583 | 79.95 G |
| CRF 450R | 02-03 | FRONT | 841152 | 39.95 G |
| CRF 450R | 02-16 | REAR | 840583 | 79.95 G |
| CRF 450R | 04-08 | FRONT | 840584 | 49.95 G |
| CRF 450R | 09-16 | FRONT | 841153 | 49.95 G |
| CRF 450X | 05-15 | FRONT | 840610 | 39.95 G |
| CRF 450X | 05-15 | REAR | 840583 | 79.95 G |
| XR 650L | 01-15 | FRONT | 840623 | 49.95 G |
| XR 650L | 01-15 | REAR | 840624 | 59.95 G |
| XR 650R | 00-07 | FRONT | 840623 | 49.95 G |
| XR 650R | 00-07 | REAR | 840626 | 59.95 G |
| HUSABERG | | | | |
| FE 250 | 13 | FRONT | 840690 | 49.95 G |
| FE 250 | 13 | REAR | 840691 | 59.95 G |
| FE 350 | 13 | FRONT | 840690 | 49.95 G |

| MODEL | YEAR | LOCATION | PART # | |
|---------------------------|-------|----------|--------|---------|
| HUSABERG CONTINUED | | | | |
| FE 350 | 13 | REAR | 840691 | 59.95 G |
| FE 390E | 10 | FRONT | 840690 | 49.95 G |
| FE 390E | 10 | REAR | 840691 | 59.95 G |
| FE 450E | 07-10 | FRONT | 840690 | 49.95 G |
| FE 450E | 07-10 | REAR | 840691 | 59.95 G |
| FE 501 | 13 | FRONT | 840690 | 49.95 G |
| FE 501 | 13 | REAR | 840691 | 59.95 G |
| FE 550E | 08 | FRONT | 840690 | 49.95 G |
| FE 550E | 08 | REAR | 840691 | 59.95 G |
| FE 570E | 09-10 | FRONT | 840690 | 49.95 G |
| FE 570E | 09-10 | REAR | 840691 | 59.95 G |
| FS 550C | 07 | FRONT | 840690 | 49.95 G |
| FS 550C | 07 | REAR | 840691 | 59.95 G |
| FX 450C | 10 | FRONT | 840690 | 49.95 G |
| FX 450C | 10 | REAR | 840691 | 59.95 G |
| TE 250 | 12-13 | FRONT | 840690 | 49.95 G |
| TE 250 | 12-13 | REAR | 840691 | 59.95 G |
| TE 300 | 12-13 | FRONT | 840690 | 49.95 G |
| TE 300 | 12-13 | REAR | 840691 | 59.95 G |
| HUSQVARNA | | | | |
| FC 250 | 14-15 | FRONT | 840688 | 49.95 G |
| FC 250 | 14-15 | REAR | 840691 | 59.95 G |
| FC 350 | 14-15 | FRONT | 840688 | 49.95 G |
| FC 350 | 14-15 | REAR | 840691 | 59.95 G |
| FC 450 | 14 | FRONT | 840688 | 49.95 G |
| FC 450 | 14 | REAR | 840691 | 59.95 G |
| FE 250 | 14-15 | FRONT | 840688 | 49.95 G |
| FE 250 | 14-15 | REAR | 840691 | 59.95 G |
| FE 350 | 14-15 | FRONT | 840688 | 49.95 G |
| FE 350 | 14-15 | REAR | 840691 | 59.95 G |
| FE 350S | 15 | FRONT | 840688 | 49.95 G |
| FE 350S | 15 | REAR | 840691 | 59.95 G |
| FE 501 | 14-15 | FRONT | 840688 | 49.95 G |
| FE 501 | 14-15 | REAR | 840691 | 59.95 G |
| FE 501S | 15 | FRONT | 840688 | 49.95 G |
| FE 501S | 15 | REAR | 840691 | 59.95 G |
| TC 125 | 14 | FRONT | 840688 | 49.95 G |
| TC 125 | 14-15 | REAR | 840691 | 59.95 G |
| TC 250 | 14 | FRONT | 840688 | 49.95 G |
| TC 250 | 14-15 | REAR | 840691 | 59.95 G |

WATERTIGHT WHEEL COLLAR KITS CONTINUED

| MODEL | YEAR | LOCATION | PART # | |
|----------------------------|-------|----------|--------|---------|
| HUSQVARNA CONTINUED | | | | |
| TC 85 | 14-15 | REAR | 840691 | 59.95 G |
| TE 125 | 15 | FRONT | 840690 | 49.95 G |
| TE 125 | 15 | REAR | 840691 | 59.95 G |
| TE 250 | 14-15 | FRONT | 840690 | 49.95 G |
| TE 250 | 14-15 | REAR | 840691 | 59.95 G |
| TE 300 | 14-15 | FRONT | 840690 | 49.95 G |
| TE 300 | 14-15 | REAR | 840691 | 59.95 G |
| KAWASAKI | | | | |
| KLX 300R | 97-07 | REAR | 840648 | 59.95 G |
| KLX 450R | 08-09 | FRONT | 840649 | 39.95 G |
| KLX 450R | 08-09 | REAR | 840656 | 59.95 G |
| KX 125 | 93-96 | REAR | 840663 | 59.95 G |
| KX 125 | 93-98 | FRONT | 840664 | 49.95 G |
| KX 125 | 97-02 | REAR | 840667 | 59.95 G |
| KX 125 | 99-03 | FRONT | 840668 | 49.95 G |
| KX 125 | 03-05 | REAR | 840669 | 59.95 G |
| KX 125 | 04-05 | FRONT | 840670 | 49.95 G |
| KX 250 | 93-96 | REAR | 840663 | 59.95 G |
| KX 250 | 93-98 | FRONT | 840664 | 49.95 G |
| KX 250 | 97-02 | REAR | 840667 | 59.95 G |
| KX 250 | 99-03 | FRONT | 840668 | 49.95 G |
| KX 250 | 03-07 | REAR | 840669 | 59.95 G |
| KX 250 | 04-05 | FRONT | 840670 | 49.95 G |
| KX 250 | 06-07 | FRONT | 840672 | 49.95 G |
| KX 250F | 04-05 | FRONT | 840670 | 49.95 G |
| KX 250F | 04-16 | REAR | 840669 | 59.95 G |
| KX 250F | 06-16 | FRONT | 840672 | 49.95 G |
| KX 450F | 06-10 | FRONT | 840672 | 49.95 G |
| KX 450F | 06-16 | REAR | 840669 | 59.95 G |
| KX 450F | 11-16 | FRONT | 840673 | 49.95 G |
| KX 500 | 93-96 | REAR | 840663 | 59.95 G |
| KX 500 | 94-04 | FRONT | 840664 | 49.95 G |
| KX 500 | 97-04 | REAR | 840667 | 59.95 G |
| KTM | | | | |
| 125 EXC | 98-06 | REAR | 840679 | 59.95 G |
| 125 EXC | 00-02 | FRONT | 840681 | 49.95 G |
| 125 EXC | 03-05 | FRONT | 840683 | 49.95 G |
| 125 MXC | 00-02 | FRONT | 840681 | 49.95 G |
| 125 MXC | 03-05 | FRONT | 840683 | 49.95 G |
| 125 SX | 15 | FRONT | 841568 | 49.95 G |
| 125 SX | 98-06 | REAR | 840679 | 59.95 G |
| 125 SX | 00-02 | FRONT | 840686 | 49.95 G |
| 125 SX | 03-07 | FRONT | 840683 | 49.95 G |
| 125 SX | 07-08 | REAR | 840687 | 59.95 G |
| 125 SX | 08-14 | FRONT | 840688 | 49.95 G |
| 125 SX | 13-15 | REAR | 841482 | 59.95 G |
| 200 EXC | 98-05 | REAR | 840679 | 59.95 G |
| 200 EXC | 00-02 | FRONT | 840681 | 49.95 G |
| 200 EXC | 03-05 | FRONT | 840683 | 49.95 G |
| 200 MXC | 98-02 | REAR | 840679 | 59.95 G |
| 200 MXC | 00-02 | FRONT | 840681 | 49.95 G |
| 200 MXC | 03-05 | FRONT | 840683 | 49.95 G |
| 200 SX | 00-02 | FRONT | 840686 | 49.95 G |

| MODEL | YEAR | LOCATION | PART # | |
|----------------------|-------------|----------|--------|---------|
| KTM CONTINUED | | | | |
| 200 SX | 03-06 | FRONT | 840683 | 49.95 G |
| 200 XC | 06-07 | FRONT | 840683 | 49.95 G |
| 200 XC | 06-07 | REAR | 840679 | 59.95 G |
| 200 XC | 08-09 | FRONT | 840690 | 49.95 G |
| 200 XC | 08-09 | REAR | 840691 | 59.95 G |
| 200 XC-W | 06-07 | FRONT | 840683 | 49.95 G |
| 200 XC-W | 06-07 | REAR | 840679 | 59.95 G |
| 200 XC-W | 08-15 | FRONT | 840690 | 49.95 G |
| 200 XC-W | 08-15 | REAR | 840691 | 59.95 G |
| 250 EXC | 08 | FRONT | 840690 | 49.95 G |
| 250 EXC | 98-05 | REAR | 840679 | 59.95 G |
| 250 EXC | 00-02 | FRONT | 840681 | 49.95 G |
| 250 EXC | 03-05 | FRONT | 840683 | 49.95 G |
| 250 MXC | 98-02 | REAR | 840679 | 59.95 G |
| 250 MXC | 00-02 | FRONT | 840681 | 49.95 G |
| 250 MXC | 03-05 | FRONT | 840683 | 49.95 G |
| 250 SX | 15 | FRONT | 841568 | 49.95 G |
| 250 SX | 98-06 | REAR | 840679 | 59.95 G |
| 250 SX | 00-02 | FRONT | 840686 | 49.95 G |
| 250 SX | 03-07 | FRONT | 840683 | 49.95 G |
| 250 SX | 07-12 | REAR | 840687 | 59.95 G |
| 250 SX | 08-14 | FRONT | 840688 | 49.95 G |
| 250 SX | 13-15 | REAR | 841482 | 59.95 G |
| 250 SX-F | 06 | FRONT | 840683 | 49.95 G |
| 250 SX-F | 06 | REAR | 840679 | 59.95 G |
| 250 SX-F | 15 | FRONT | 841568 | 49.95 G |
| 250 SX-F | 07-12 | REAR | 840687 | 59.95 G |
| 250 SX-F | 08-14 | FRONT | 840688 | 49.95 G |
| 250 SX-F | 13-15 | REAR | 841482 | 59.95 G |
| 250 XC | 06-07 | REAR | 840679 | 59.95 G |
| 250 XC | 08-12 | REAR | 840691 | 59.95 G |
| 250 XC | 08-14 | FRONT | 840690 | 49.95 G |
| 250 XC | 13-14 | REAR | 841482 | 59.95 G |
| 250 XC-F | 07 | FRONT | 840683 | 49.95 G |
| 250 XC-F | 15 | FRONT | 841568 | 49.95 G |
| 250 XC-F | 06-07 | REAR | 840679 | 59.95 G |
| 250 XC-F | 08-09,12 | REAR | 840691 | 59.95 G |
| 250 XC-F | 08-09,12-14 | FRONT | 840690 | 49.95 G |
| 250 XC-F | 13-15 | REAR | 841482 | 59.95 G |
| 250 XCF-W | 07 | FRONT | 840683 | 49.95 G |
| 250 XCF-W | 06-07 | REAR | 840679 | 59.95 G |
| 250 XCF-W | 08-15 | FRONT | 840690 | 49.95 G |
| 250 XCF-W | 08-15 | REAR | 840691 | 59.95 G |
| 250 XC-W | 06-07 | FRONT | 840683 | 49.95 G |
| 250 XC-W | 06-07 | REAR | 840679 | 59.95 G |
| 250 XC-W | 08-15 | FRONT | 840690 | 49.95 G |
| 250 XC-W | 08-15 | REAR | 840691 | 59.95 G |
| 300 EXC | 98-05 | REAR | 840679 | 59.95 G |
| 300 EXC | 00-02 | FRONT | 840681 | 49.95 G |
| 300 EXC | 03-05 | FRONT | 840683 | 49.95 G |
| 300 MXC | 98-05 | REAR | 840679 | 59.95 G |
| 300 MXC | 00-02 | FRONT | 840681 | 49.95 G |
| 300 MXC | 03-05 | FRONT | 840683 | 49.95 G |
| 300 SX | 00-02 | FRONT | 840686 | 49.95 G |

- accessories
- body
- handlebar & grips
- cables & levers
- exhaust
- engine
- fuel & intake
- electrical & ignition
- clutch
- drive
- bearings**
- brakes
- steering & suspension
- tires
- tools & shop

WATERTIGHT WHEEL COLLAR KITS CONTINUED

- accessories
- body
- handlebar & grips
- cables & levers
- exhaust
- engine
- fuel & intake
- electrical & ignition
- clutch
- drive
- bearings**
- brakes
- steering & suspension
- tires
- tools & shop

| MODEL | YEAR | LOCATION | PART # | |
|----------------------|-------|----------|--------|---------|
| KTM CONTINUED | | | | |
| 300 XC | 06-07 | FRONT | 840683 | 49.95 G |
| 300 XC | 06-07 | REAR | 840679 | 59.95 G |
| 300 XC | 08-12 | REAR | 840691 | 59.95 G |
| 300 XC | 08-14 | FRONT | 840690 | 49.95 G |
| 300 XC | 13-14 | REAR | 841482 | 59.95 G |
| 300 XC-W | 06-07 | FRONT | 840683 | 49.95 G |
| 300 XC-W | 06-07 | REAR | 840679 | 59.95 G |
| 300 XC-W | 08-15 | FRONT | 840690 | 49.95 G |
| 300 XC-W | 08-15 | REAR | 840691 | 59.95 G |
| 380 EXC | 98-02 | REAR | 840679 | 59.95 G |
| 380 EXC | 00-02 | FRONT | 840681 | 49.95 G |
| 380 MXC | 98-02 | REAR | 840679 | 59.95 G |
| 380 MXC | 00-02 | FRONT | 840681 | 49.95 G |
| 380 SX | 00-02 | FRONT | 840686 | 49.95 G |
| 400 EXC | 06 | FRONT | 840683 | 49.95 G |
| 400 EXC | 00-02 | FRONT | 840681 | 49.95 G |
| 400 EXC | 00-06 | REAR | 840679 | 59.95 G |
| 400 MXC | 01-02 | FRONT | 840681 | 49.95 G |
| 400 MXC | 01-02 | REAR | 840679 | 59.95 G |
| 400 SX | 00-02 | FRONT | 840686 | 49.95 G |
| 400 SX | 00-02 | REAR | 840679 | 59.95 G |
| 400 XC-W | 07 | FRONT | 840683 | 49.95 G |
| 400 XC-W | 07 | REAR | 840679 | 59.95 G |
| 400 XC-W | 09-10 | REAR | 840691 | 59.95 G |
| 450 EXC | 06 | FRONT | 840683 | 49.95 G |
| 450 EXC | 06-07 | REAR | 840679 | 59.95 G |
| 450 EXC | 08-13 | FRONT | 840690 | 49.95 G |
| 450 EXC | 08-13 | REAR | 840691 | 59.95 G |
| 450 EXC-R | 06 | FRONT | 840683 | 49.95 G |
| 450 EXC-R | 06-07 | REAR | 840679 | 59.95 G |
| 450 EXC-R | 08-09 | FRONT | 840690 | 49.95 G |
| 450 EXC-R | 08-09 | REAR | 840691 | 59.95 G |
| 450 MXC | 03-05 | REAR | 840679 | 59.95 G |
| 450 MXC | 03-07 | FRONT | 840683 | 49.95 G |
| 450 SX-F | 15 | FRONT | 841568 | 49.95 G |
| 450 SX-F | 03-07 | FRONT | 840683 | 49.95 G |
| 450 SX-F | 05-06 | REAR | 840679 | 59.95 G |
| 450 SX-F | 07-12 | REAR | 840687 | 59.95 G |
| 450 SX-F | 08-10 | FRONT | 840688 | 49.95 G |
| 450 SX-F | 11-14 | FRONT | 840690 | 49.95 G |
| 450 SX-F | 13-15 | REAR | 841482 | 59.95 G |
| 450 XC-F | 07 | FRONT | 840683 | 49.95 G |
| 450 XC-F | 07 | REAR | 840679 | 59.95 G |
| 450 XC-F | 15 | FRONT | 841568 | 49.95 G |
| 450 XC-F | 08-09 | FRONT | 840690 | 49.95 G |
| 450 XC-F | 08-09 | REAR | 840691 | 59.95 G |
| 450 XC-F | 13-14 | FRONT | 840688 | 49.95 G |
| 450 XC-F | 13-15 | REAR | 841482 | 59.95 G |
| 450 XC-W | 07 | FRONT | 840683 | 49.95 G |
| 450 XC-W | 07 | REAR | 840679 | 59.95 G |
| 450 XC-W | 08-15 | FRONT | 840690 | 49.95 G |
| 450 XC-W | 09-15 | REAR | 840691 | 59.95 G |
| 505 SX-F | 08 | FRONT | 840688 | 49.95 G |
| 505 SX-F | 08 | REAR | 840687 | 59.95 G |
| 505 XC-F | 08 | REAR | 840691 | 59.95 G |

| MODEL | YEAR | LOCATION | PART # | |
|----------------------|-------|----------|--------|---------|
| KTM CONTINUED | | | | |
| 520 EXC | 00-02 | FRONT | 840681 | 49.95 G |
| 520 EXC | 00-02 | REAR | 840679 | 59.95 G |
| 520 MXC | 00-02 | FRONT | 840681 | 49.95 G |
| 520 MXC | 00-02 | REAR | 840679 | 59.95 G |
| 520 SX | 00-02 | FRONT | 840686 | 49.95 G |
| 520 SX | 00-02 | REAR | 840679 | 59.95 G |
| 525 EXC | 03-06 | REAR | 840679 | 59.95 G |
| 525 EXC | 03-07 | FRONT | 840683 | 49.95 G |
| 525 MXC | 03-05 | FRONT | 840683 | 49.95 G |
| 525 MXC | 03-05 | REAR | 840679 | 59.95 G |
| 525 SX | 03-06 | FRONT | 840683 | 49.95 G |
| 525 SX | 04-06 | REAR | 840679 | 59.95 G |
| 525 XC | 07 | FRONT | 840683 | 49.95 G |
| 530 EXC-R | 08-09 | FRONT | 840690 | 49.95 G |
| 530 EXC-R | 08-09 | REAR | 840691 | 59.95 G |
| 530 XC-W | 08-11 | FRONT | 840690 | 49.95 G |
| 530 XC-W | 08-11 | REAR | 840691 | 59.95 G |
| 150 SX | 15 | FRONT | 841568 | 49.95 G |
| 150 SX | 13-15 | REAR | 841482 | 59.95 G |
| 150 XC | 10-12 | REAR | 840691 | 59.95 G |
| 150 XC | 10-14 | FRONT | 840690 | 49.95 G |
| 150 XC | 13-14 | REAR | 841482 | 59.95 G |
| 350 EXC-F | 12-15 | FRONT | 840690 | 49.95 G |
| 350 EXC-F | 12-15 | REAR | 840691 | 59.95 G |
| 350 SX-F | 15 | FRONT | 841568 | 49.95 G |
| 350 SX-F | 11-12 | REAR | 840691 | 59.95 G |
| 350 SX-F | 11-14 | FRONT | 840690 | 49.95 G |
| 350 SX-F | 13-15 | REAR | 841482 | 59.95 G |
| 350 XC-F | 12 | REAR | 840691 | 59.95 G |
| 350 XC-F | 15 | FRONT | 841568 | 49.95 G |
| 350 XC-F | 12-14 | FRONT | 840690 | 49.95 G |
| 350 XC-F | 13-15 | REAR | 841482 | 59.95 G |
| 350 XCF-W | 12-15 | FRONT | 840690 | 49.95 G |
| 350 XCF-W | 12-15 | REAR | 840691 | 59.95 G |
| 500 EXC | 12-15 | FRONT | 840690 | 49.95 G |
| 500 EXC | 12-15 | REAR | 840691 | 59.95 G |
| 500 XC-W | 12-15 | FRONT | 840690 | 49.95 G |
| 500 XC-W | 12-15 | REAR | 840691 | 59.95 G |
| 530 EXC | 09-11 | FRONT | 840690 | 49.95 G |
| 530 EXC | 09-11 | REAR | 840691 | 59.95 G |

| SUZUKI | | | | |
|---------------|-------------|-------|--------|---------|
| DRZ 250 | 04-07 | REAR | 840705 | 59.95 G |
| DRZ 400SM | 05-09,14-15 | FRONT | 840704 | 39.95 G |
| DRZ 400SM | 05-09,14-15 | REAR | 840708 | 59.95 G |
| RM 125 | 95 | REAR | 840726 | 59.95 G |
| RM 125 | 96 | FRONT | 840728 | 49.95 G |
| RM 125 | 97-00 | FRONT | 840730 | 49.95 G |
| RM 125 | 00-07 | REAR | 840732 | 59.95 G |
| RM 125 | 01-07 | FRONT | 840734 | 49.95 G |
| RM 250 | 95 | REAR | 840726 | 59.95 G |
| RM 250 | 96 | FRONT | 840728 | 49.95 G |
| RM 250 | 97-00 | FRONT | 840730 | 49.95 G |

WATERTIGHT WHEEL COLLAR KITS CONTINUED

| MODEL | YEAR | LOCATION | PART # | | |
|-------------------------|----------|----------|--------|-------|---|
| SUZUKI CONTINUED | | | | | |
| RM 250 | 00-08 | REAR | 840732 | 59.95 | G |
| RM 250 | 01-08 | FRONT | 840734 | 49.95 | G |
| RMZ 250 | 04-06 | FRONT | 840750 | 49.95 | G |
| RMZ 250 | 04-06 | REAR | 840751 | 61.95 | G |
| RMZ 250 | 07-12 | REAR | 840749 | 59.95 | G |
| RMZ 250 | 07-15 | FRONT | 840753 | 49.95 | G |
| RMZ 250 | 13-15 | REAR | 841481 | 59.95 | G |
| RMZ 450 | 05-12 | REAR | 840749 | 59.95 | G |
| RMZ 450 | 05-15 | FRONT | 840753 | 49.95 | G |
| RMZ 450 | 13-15 | REAR | 841481 | 59.95 | G |
| DRZ 400 | 00-15 | FRONT | 840704 | 39.95 | G |
| DRZ 400 | 00-15 | REAR | 840708 | 59.95 | G |
| DRZ 400S | 00-01 | REAR | 840708 | 59.95 | G |
| RMX 450Z | 10 | REAR | 840749 | 59.95 | G |
| YAMAHA | | | | | |
| WR 250F | 03-04 | FRONT | 840788 | 39.95 | G |
| WR 250F | 03-04 | REAR | 840789 | 59.95 | G |
| WR 250F | 05-13,15 | FRONT | 840791 | 39.95 | G |
| WR 250F | 05-13,15 | REAR | 840792 | 59.95 | G |
| WR 426F | 01-02 | FRONT | 840796 | 39.95 | G |
| WR 426F | 01-02 | REAR | 840797 | 60.95 | G |
| WR 450F | 03-04 | FRONT | 840788 | 39.95 | G |
| WR 450F | 03-04 | REAR | 840789 | 59.95 | G |
| WR 450F | 05-15 | FRONT | 840791 | 39.95 | G |
| WR 450F | 05-15 | REAR | 840792 | 59.95 | G |
| YZ 125 | 98 | FRONT | 840813 | 51.95 | G |
| YZ 125 | 02 | REAR | 840816 | 62.95 | G |
| YZ 125 | 96-97 | FRONT | 840811 | 49.95 | G |
| YZ 125 | 96-98 | REAR | 840812 | 59.95 | G |
| YZ 125 | 99-01 | FRONT | 840814 | 49.95 | G |
| YZ 125 | 99-01 | REAR | 840815 | 59.95 | G |
| YZ 125 | 02-07 | FRONT | 840817 | 49.95 | G |
| YZ 125 | 03-05 | REAR | 840818 | 59.95 | G |
| YZ 125 | 06-16 | REAR | 840819 | 59.95 | G |
| YZ 125 | 08-16 | FRONT | 840820 | 49.95 | G |

| MODEL | YEAR | LOCATION | PART # | | |
|-------------------------|-------|----------|--------|-------|---|
| YAMAHA CONTINUED | | | | | |
| YZ 250 | 98 | FRONT | 840813 | 51.95 | G |
| YZ 250 | 02 | REAR | 840816 | 62.95 | G |
| YZ 250 | 96-97 | FRONT | 840811 | 49.95 | G |
| YZ 250 | 96-98 | REAR | 840812 | 59.95 | G |
| YZ 250 | 99-01 | FRONT | 840814 | 49.95 | G |
| YZ 250 | 99-01 | REAR | 840815 | 59.95 | G |
| YZ 250 | 02-07 | FRONT | 840817 | 49.95 | G |
| YZ 250 | 03-05 | REAR | 840818 | 59.95 | G |
| YZ 250 | 06-16 | REAR | 840819 | 59.95 | G |
| YZ 250 | 08-16 | FRONT | 840820 | 49.95 | G |
| YZ 250F | 01-02 | FRONT | 840814 | 49.95 | G |
| YZ 250F | 01-02 | REAR | 840815 | 59.95 | G |
| YZ 250F | 03-05 | REAR | 840818 | 59.95 | G |
| YZ 250F | 03-06 | FRONT | 840817 | 49.95 | G |
| YZ 250F | 06-08 | REAR | 840819 | 59.95 | G |
| YZ 250F | 07-13 | FRONT | 840820 | 49.95 | G |
| YZ 250F | 09-16 | REAR | 840822 | 59.95 | G |
| YZ 250F | 14-16 | FRONT | 841452 | 49.95 | G |
| YZ 400F | 98-99 | FRONT | 840814 | 49.95 | G |
| YZ 426F | 02 | FRONT | 840817 | 49.95 | G |
| YZ 426F | 02 | REAR | 840816 | 62.95 | G |
| YZ 426F | 00-01 | FRONT | 840814 | 49.95 | G |
| YZ 426F | 00-01 | REAR | 840815 | 59.95 | G |
| YZ 450F | 03-05 | REAR | 840818 | 59.95 | G |
| YZ 450F | 03-07 | FRONT | 840817 | 49.95 | G |
| YZ 450F | 06-08 | REAR | 840819 | 59.95 | G |
| YZ 450F | 08-13 | FRONT | 840820 | 49.95 | G |
| YZ 450F | 09-16 | REAR | 840822 | 59.95 | G |
| YZ 450F | 14-16 | FRONT | 841452 | 49.95 | G |
| WR 250R | 08-16 | FRONT | 840794 | 49.95 | G |
| WR 250R | 08-16 | REAR | 841255 | 49.95 | G |
| WR 250X | 08-11 | FRONT | 840794 | 49.95 | G |
| WR 250X | 08-11 | REAR | 841255 | 49.95 | G |
| YZ 250FX | 15 | FRONT | 841452 | 49.95 | G |
| YZ 250FX | 15 | REAR | 840792 | 59.95 | G |

- accessories
- body
- handlebar & grips
- cables & levers
- exhaust
- engine
- fuel & intake
- electrical & ignition
- clutch
- drive
- bearings**
- brakes
- steering & suspension
- tires
- tools & shop



PIVOT WORKS HUB UPGRADE KIT

- Kit includes bearings and seals to repair Pivot Works KTM rear wheel upgrade kit
- Fits both KTM and Husaberg models

| MODEL | YEAR | PART # | |
|-----------------|----------|--------|---------|
| HUSABERG | | | |
| FC 450 | 04-05 | 841154 | 19.95 G |
| FE 250 | 13 | 841154 | 19.95 G |
| FE 350 | 13 | 841154 | 19.95 G |
| FE 390E | 10 | 841154 | 19.95 G |
| FE 450E | 04-10 | 841154 | 19.95 G |
| FE 501 | 13 | 841154 | 19.95 G |
| FE 550E | 07-08 | 841154 | 19.95 G |
| FE 570E | 09-10 | 841154 | 19.95 G |
| FE 650E | 04-08 | 841154 | 19.95 G |
| FS 450C | 04-06 | 841154 | 19.95 G |
| FS 550C | 07 | 841154 | 19.95 G |
| FS 650C | 05-06 | 841154 | 19.95 G |
| FX 450C | 10 | 841154 | 19.95 G |
| TE 250 | 12-13 | 841154 | 19.95 G |
| TE 300 | 12-13 | 841154 | 19.95 G |
| KTM | | | |
| 125 EXC | 93-09 | 841154 | 19.95 G |
| 125 SX | 93-12 | 841154 | 19.95 G |
| 200 EXC | 98-05 | 841154 | 19.95 G |
| 200 MXC | 98-03 | 841154 | 19.95 G |
| 200 SX | 00-04 | 841154 | 19.95 G |
| 200 XC | 06-09 | 841154 | 19.95 G |
| 200 XC-W | 06-15 | 841154 | 19.95 G |
| 250 EXC | 94-05 | 841154 | 19.95 G |
| 250 MXC | 98-01 | 841154 | 19.95 G |
| 250 SX | 94-12 | 841154 | 19.95 G |
| 250 SX-F | 05-12 | 841154 | 19.95 G |
| 250 XC | 06-12 | 841154 | 19.95 G |
| 250 XC-F | 07-09,12 | 841154 | 19.95 G |
| 250 XCF-W | 07-15 | 841154 | 19.95 G |
| 250 XC-W | 06-15 | 841154 | 19.95 G |
| 300 EXC | 94-05 | 841154 | 19.95 G |
| 300 MXC | 94-05 | 841154 | 19.95 G |
| 300 SX | 94-96 | 841154 | 19.95 G |
| 300 XC | 06-12 | 841154 | 19.95 G |

| MODEL | YEAR | PART # | |
|----------------------|--------------|--------|---------|
| KTM CONTINUED | | | |
| 300 XC-W | 06-15 | 841154 | 19.95 G |
| 380 EXC | 98-02 | 841154 | 19.95 G |
| 380 MXC | 98-02 | 841154 | 19.95 G |
| 380 SX | 98-02 | 841154 | 19.95 G |
| 400 EXC | 00-02, 04-06 | 841154 | 19.95 G |
| 400 MXC | 01-02 | 841154 | 19.95 G |
| 400 SX | 98-02 | 841154 | 19.95 G |
| 400 XC-W | 07-10 | 841154 | 19.95 G |
| 450 EXC | 03-13 | 841154 | 19.95 G |
| 450 EXC-R | 08 | 841154 | 19.95 G |
| 450 SX-F | 07-12 | 841154 | 19.95 G |
| 450 XC-F | 06-09 | 841154 | 19.95 G |
| 450 XC-W | 07-15 | 841154 | 19.95 G |
| 505 SX-F | 08 | 841154 | 19.95 G |
| 505 XC-F | 08-09 | 841154 | 19.95 G |
| 520 EXC | 00-02 | 841154 | 19.95 G |
| 520 MXC | 01-02 | 841154 | 19.95 G |
| 520 SX | 00-02 | 841154 | 19.95 G |
| 525 EXC | 03-07 | 841154 | 19.95 G |
| 525 MXC | 03-05 | 841154 | 19.95 G |
| 525 SX | 03-06 | 841154 | 19.95 G |
| 525 XC | 06-07 | 841154 | 19.95 G |
| 530 EXC-R | 08-10 | 841154 | 19.95 G |
| 530 XC-W | 09-11 | 841154 | 19.95 G |
| 144 SX | 07-08 | 841154 | 19.95 G |
| 150 SX | 09-12 | 841154 | 19.95 G |
| 150 XC | 10-13 | 841154 | 19.95 G |
| 350 EXC-F | 12-15 | 841154 | 19.95 G |
| 350 SX-F | 11-12 | 841154 | 19.95 G |
| 350 XC-F | 12 | 841154 | 19.95 G |
| 350 XCF-W | 12-15 | 841154 | 19.95 G |
| 450 SX | 03-06 | 841154 | 19.95 G |
| 450 XC | 04-07 | 841154 | 19.95 G |
| 500 EXC | 12-15 | 841154 | 19.95 G |
| 500 XC-W | 12-15 | 841154 | 19.95 G |
| 530 EXC | 10-11 | 841154 | 19.95 G |



PIVOT WORKS REAR WHEEL UPGRADE KIT

- Incorporates Pivot Works patent pending watertight wheel collars
- Collars and bearing spacers are military spec hard anodized
- Kit includes bearings, seals, watertight wheel collars, bearing spacer and two sets of O-rings
- Replacement bearings and seals available



| MODEL | YEAR | PART # | |
|-----------------|-------|--------|---------|
| HUSABERG | | | |
| FC 450 | 04-05 | 841155 | 69.95 G |
| FE 250 | 13 | 841155 | 69.95 G |
| FE 350 | 13 | 841155 | 69.95 G |
| FE 390E | 10 | 841155 | 69.95 G |
| FE 450E | 04-10 | 841155 | 69.95 G |
| FE 501 | 13 | 841155 | 69.95 G |
| FE 550E | 07-08 | 841155 | 69.95 G |
| FE 570E | 09-10 | 841155 | 69.95 G |
| FE 650E | 04-08 | 841155 | 69.95 G |
| FS 450C | 04-06 | 841155 | 69.95 G |
| FS 550C | 07 | 841155 | 69.95 G |
| FS 650C | 05-06 | 841155 | 69.95 G |
| FX 450C | 10 | 841155 | 69.95 G |
| TE 250 | 12-13 | 841155 | 69.95 G |
| TE 300 | 12-13 | 841155 | 69.95 G |

| KTM | | | |
|------------|----------|--------|---------|
| 125 EXC | 93-09 | 841155 | 69.95 G |
| 125 SX | 93-12 | 841155 | 69.95 G |
| 200 EXC | 98-05 | 841155 | 69.95 G |
| 200 MXC | 98-03 | 841155 | 69.95 G |
| 200 SX | 00-04 | 841155 | 69.95 G |
| 200 XC | 06-09 | 841155 | 69.95 G |
| 200 XC-W | 06-15 | 841155 | 69.95 G |
| 250 EXC | 94-05 | 841155 | 69.95 G |
| 250 MXC | 98-01 | 841155 | 69.95 G |
| 250 SX | 94-12 | 841155 | 69.95 G |
| 250 SX-F | 05-12 | 841155 | 69.95 G |
| 250 XC | 06-12 | 841155 | 69.95 G |
| 250 XC-F | 07-09,12 | 841155 | 69.95 G |
| 250 XCF-W | 07-15 | 841155 | 69.95 G |
| 250 XC-W | 06-15 | 841155 | 69.95 G |
| 300 EXC | 94-05 | 841155 | 69.95 G |
| 300 MXC | 94-05 | 841155 | 69.95 G |
| 300 SX | 94-96 | 841155 | 69.95 G |
| 300 XC | 06-12 | 841155 | 69.95 G |

| MODEL | YEAR | PART # | |
|----------------------|-------------|--------|---------|
| KTM CONTINUED | | | |
| 300 XC-W | 06-15 | 841155 | 69.95 G |
| 380 EXC | 98-02 | 841155 | 69.95 G |
| 380 MXC | 98-02 | 841155 | 69.95 G |
| 380 SX | 98-02 | 841155 | 69.95 G |
| 400 EXC | 00-02,04-06 | 841155 | 69.95 G |
| 400 MXC | 01-02 | 841155 | 69.95 G |
| 400 SX | 98-02 | 841155 | 69.95 G |
| 400 XC-W | 07-10 | 841155 | 69.95 G |
| 450 EXC | 03-13 | 841155 | 69.95 G |
| 450 EXC-R | 08 | 841155 | 69.95 G |
| 450 SX-F | 07-12 | 841155 | 69.95 G |
| 450 XC-F | 06-09 | 841155 | 69.95 G |
| 450 XC-W | 07-15 | 841155 | 69.95 G |
| 505 SX-F | 08 | 841155 | 69.95 G |
| 505 XC-F | 08-09 | 841155 | 69.95 G |
| 520 EXC | 00-02 | 841155 | 69.95 G |
| 520 MXC | 01-02 | 841155 | 69.95 G |
| 520 SX | 00-02 | 841155 | 69.95 G |
| 525 EXC | 03-07 | 841155 | 69.95 G |
| 525 MXC | 03-05 | 841155 | 69.95 G |
| 525 SX | 03-06 | 841155 | 69.95 G |
| 525 XC | 06-07 | 841155 | 69.95 G |
| 530 EXC-R | 08-10 | 841155 | 69.95 G |
| 530 XC-W | 09-11 | 841155 | 69.95 G |
| 144 SX | 07-08 | 841155 | 69.95 G |
| 150 SX | 09-12 | 841155 | 69.95 G |
| 150 XC | 10-13 | 841155 | 69.95 G |
| 350 EXC-F | 12-15 | 841155 | 69.95 G |
| 350 SX-F | 11-12 | 841155 | 69.95 G |
| 350 XC-F | 12 | 841155 | 69.95 G |
| 350 XCF-W | 12-15 | 841155 | 69.95 G |
| 450 SX | 03-06 | 841155 | 69.95 G |
| 450 XC | 04-07 | 841155 | 69.95 G |
| 500 EXC | 12-15 | 841155 | 69.95 G |
| 500 XC-W | 12-15 | 841155 | 69.95 G |
| 530 EXC | 10-11 | 841155 | 69.95 G |

- accessories
- body
- handlebar & grips
- cables & levers
- exhaust
- engine
- fuel & intake
- electrical & ignition
- clutch
- drive
- bearings**
- brakes
- steering & suspension
- tires
- tools & shop

SEALS SIZE CHART

AXLE, CRANK, DRIVE AND WHEEL SEAL SPECIFICATION CHART FOR PROPER FIT REFER TO OUR APPLICATION GUIDE

| SIZE | DESCRIPTION | PART # | SIZE | DESCRIPTION | PART # |
|------------------|------------------------------|-------------------|-----------|---------------------------------|-----------------|
| 1.125x2x.25 | DOUBLE LIP SEAL - 200X112X25 | AB312002 2.75 L | 22x40x8 | DOUBLE LIP SEAL | AB304003 3.65 L |
| 1.25x2.125x.25 | DOUBLE LIP SEAL | AB312102 3.90 L | 22x42x7 | DOUBLE LIP SEAL | AB304203 3.95 L |
| 1.375x2x.25 | DOUBLE LIP SEAL - 200X137X25 | AB312001 2.75 L | 22x48x11 | DOUBLE LIP SEAL, SPC 22-48-11 | AB304801 4.70 L |
| 1.578x2.125x.25 | DOUBLE LIP SEAL | AB312101 4.75 L | 22x50x5 | DOUBLE LIP SEAL 22-50-5 | AB305002 4.70 L |
| 1.859x2.5x.25 | DOUBLE LIP SEAL - 250X185X25 | AB312501 2.30 L | 23x35x7 | DOUBLE LIP SEAL 23-35-7 | AB303510 2.10 L |
| 1.875x.104 | O RING | AB321801 0.55 L | 23x37x7 | DOUBLE LIP SEAL 23-37-7 | AB303708 2.85 L |
| 110x130x13 | BRAKE DRUM SEAL | AB3013001 37.74 L | 23x40x6 | DOUBLE LIP SEAL | AB304004 3.65 L |
| 130x158x14.5 | BRAKE DRUM SEAL | AB3015801 49.20 L | 23x42x7 | DOUBLE LIP SEAL | AB304204 3.65 L |
| 143x159x21 | BRAKE DRUM SEAL | AB3015901 20.53 L | 23x70x10 | DOUBLE LIP SEAL 23-70-10 | AB307008 4.85 L |
| 15x27x7 | DOUBLE LIP SEAL 15-27-6 | AB302701 2.85 L | 24x37x7 | DOUBLE LIP SEAL 24-37-7 | AB303709 2.10 L |
| 15x31x9.5 | DOUBLE LIP SEAL 15-31-9.5 | AB303101 3.25 L | 24x38x8 | DOUBLE LIP SEAL W/ EXCLUDER LIP | AB303806 5.35 L |
| 166x194x15.5 | BRAKE DRUM SEAL | AB3019401 37.11 L | 24x40x7 | DOUBLE LIP SEAL | AB304005 4.70 L |
| 170x203x21 | BRAKE DRUM SEAL | AB3020301 20.30 L | 25x35x7 | DOUBLE LIP SEAL 25-35-7 | AB303512 2.85 L |
| 178x192x12 | BRAKE DRUM SEAL | AB3019201 23.27 L | 25x37x5 | DOUBLE LIP SEAL 25-37-5 | AB303710 2.85 L |
| 17x30x5 | DOUBLE LIP SEAL 17-AB305 | AB303001 2.85 L | 25x38x6 | DOUBLE LIP SEAL | AB303803 2.85 L |
| 17x30x8.5 | DOUBLE LIP SEAL 17-AB308 | AB303002 2.85 L | 25x40x7 | DOUBLE LIP SEAL | AB304008 3.65 L |
| 17x31x7 | DOUBLE LIP SEAL 17-31-7 | AB303102 2.85 L | 25x42x5.5 | DOUBLE LIP SEAL | AB304205 4.70 L |
| 17x32x7 | DOUBLE LIP SEAL 17-32-7 | AB303201 6.95 L | 25x42x7 | DOUBLE LIP SEAL | AB304207 3.65 L |
| 17x34x4 | DOUBLE LIP SEAL 17-34-4DN | AB303401 3.25 L | 25x44x8 | DOUBLE LIP SEAL | AB304401 4.70 L |
| 181x220x21.5 | BRAKE DRUM SEAL | AB3022001 16.89 L | 25x47x6 | DOUBLE LIP SEAL 25-47-6 | AB304701 4.70 L |
| 182x204x12.5 | BRAKE DRUM SEAL | AB3020401 27.10 L | 25x52x8 | DOUBLE LIP SEAL 2 SPR | AB305216 2.80 L |
| 18x28x8 | DOUBLE LIP SEAL 18-28-8 | AB302801 2.85 L | 26x35x7 | DOUBLE LIP SEAL 26-35-7 | AB303513 2.85 L |
| 18x32x8 | DOUBLE LIP SEAL 18-32-8 | AB303202 2.85 L | 26x37x7 | DOUBLE LIP SEAL | AB303711 2.85 L |
| 18x37x7 | DOUBLE LIP SEAL 18-37-7 | AB303701 2.85 L | 26x38x7 | DOUBLE LIP SEAL | AB303804 2.85 L |
| 18x37x8 | DOUBLE LIP SEAL 18-37-8 | AB303702 2.95 L | 26x40x7 | DOUBLE LIP SEAL | AB304010 4.95 L |
| 18x38x7 | DOUBLE LIP SEAL | AB303801 2.85 L | 26x42x7 | DOUBLE LIP SEAL | AB304208 3.65 L |
| 190x225x22 | BRAKE DRUM SEAL | AB3022501 46.54 L | 26x47x6 | DOUBLE LIP SEAL | AB304703 4.15 L |
| 19x30x7 | DOUBLE LIP SEAL 19-AB307 | AB303004 3.25 L | 27x37x6 | DOUBLE LIP SEAL | AB303713 3.25 L |
| 19x37x7 | DOUBLE LIP SEAL | AB303715 3.25 L | 28x37x7 | DOUBLE LIP SEAL, TYPE TC | AB303714 3.25 L |
| 2.328x2.878x.312 | DOUBLE LIP SEAL - 287X232X31 | AB312801 3.50 L | 28x38x7 | DOUBLE LIP SEAL | AB303805 2.10 L |
| 2.593x3.25x.5 | DOUBLE LIP SEAL - 325X259X50 | AB313201 6.65 L | 28x42x6 | DOUBLE LIP SEAL | AB304210 3.65 L |
| 20x32x5 | DOUBLE LIP SEAL 20-32-5 | AB303204 2.85 L | 28x42x8 | DOUBLE LIP SEAL | AB304212 3.65 L |
| 20x35x6 | DOUBLE LIP SEAL 20-35-6 | AB303502 2.10 L | 28x44x8 | DOUBLE LIP SEAL | AB304402 3.65 L |
| 20x37x8 | DOUBLE LIP SEAL 20-37-8 | AB303703 2.85 L | 28x47x7 | DOUBLE LIP SEAL 28-47-7 | AB304705 3.65 L |
| 20x50x5 | DOUBLE LIP SEAL 20-50-5 | AB305001 4.70 L | 28x48x6 | DOUBLE LIP SEAL 28-48-6 | AB304802 4.35 L |
| 21x32x5 | DOUBLE LIP SEAL 21-32-5 | AB303205 2.10 L | 28x52x6 | DOUBLE LIP SEAL 28-52-6 | AB305202 3.65 L |
| 21x32x7 | DOUBLE LIP SEAL 21-32-7 | AB303206 3.30 L | 29x42x6 | DOUBLE LIP SEAL | AB304213 4.70 L |
| 21x35x7 | DOUBLE LIP SEAL 21-35-7 | AB303506 2.10 L | 29x47x7 | DOUBLE LIP SEAL 29-47-7 | AB304706 4.70 L |
| 21x37x5.5 | DOUBLE LIP SEAL 21-37-5.5 | AB303705 2.10 L | 30.5x52x8 | DOUBLE LIP SEAL 30.5-52-8 | AB305203 4.15 L |
| 22x32x5 | DOUBLE LIP SEAL 22-32-5 | AB303207 2.85 L | 30x37x4 | DOUBLE LIP SEAL AB3037-4 | AB303706 2.95 L |
| 22x35x5 | DOUBLE LIP SEAL 22-35-5 | AB303507 2.10 L | 30x40x8 | DOUBLE LIP SEAL | AB304012 4.70 L |
| 22x38x8 | DOUBLE LIP SEAL | AB303802 2.85 L | 30x42x7 | DOUBLE LIP SEAL | AB304214 3.65 L |
| 22x40x4 | DOUBLE LIP SEAL | AB304001 4.70 L | 30x42x8 | DOUBLE LIP SEAL | AB304214 3.65 L |
| 22x40x6 | DOUBLE LIP SEAL | AB304002 3.65 L | 30x44x5 | DOUBLE LIP SEAL | AB304403 4.70 L |
| | | | 30x45x10 | DOUBLE LIP SEAL | AB304501 4.70 L |

Normally, you may find the dimensions of the seal stamped on the seal itself.

SEALS SIZE CHART CONTINUED

| SIZE | DESCRIPTION | PART # |
|------------|---------------------------------|------------------|
| 30x48x7 | DOUBLE LIP SEAL AB3048-7 | AB304803 2.50 L |
| 30x50x7 | DOUBLE LIP SEAL AB3050-7 | AB305003 4.70 L |
| 30x52x7 | DOUBLE LIP SEAL AB3052-7 | AB305204 4.70 L |
| 30x64x15.3 | DOUBLE LIP SEAL, AB3064-11/15.3 | AB306401 2.75 L |
| 30x70x15.3 | DOUBLE LIP SEAL AB3070-11/15.3 | AB307007 4.85 L |
| 32x43x7 | DOUBLE LIP SEAL | AB304301 4.70 L |
| 32x47x6 | DOUBLE LIP SEAL 32-47-6 | AB304711 4.70 L |
| 32x52x7 | DOUBLE LIP SEAL 32-52-7 | AB305207 4.70 L |
| 32x58x10 | DOUBLE LIP SEAL 32-58-10 | AB305810 6.25 L |
| 33x52x9 | DOUBLE LIP SEAL W LIP | AB305214 3.65 L |
| 33x62x7 | DOUBLE LIP SEAL 33-62-7 | AB306201 6.25 L |
| 33x70x20 | DOUBLE LIP SEAL 33-70-11/20 | AB307009 6.30 L |
| 34x52x6 | DOUBLE LIP SEAL 34-52-6 | AB305208 4.70 L |
| 34x52x9 | DOUBLE LIP SL W/LIP 34-52-9 | AB305205 6.55 L |
| 34x58x6 | DOUBLE LIP SEAL 34-58-6 | AB305812 4.25 L |
| 34x65x10 | DOUBLE LIP SEAL 34-65-10 | AB306506 4.40 L |
| 35x47x7 | DOUBLE LIP SEAL 35-47-7 | AB304714 4.70 L |
| 35x49x6 | DOUBLE LIP SEAL 35-49-6 | AB304901 4.95 L |
| 35x52x7 | DOUBLE LIP SEAL 35-52-7 | AB305210 3.65 L |
| 35x54x6 | DOUBLE LIP SEAL 35-54-6 | AB305402 4.00 L |
| 35x55x8 | DOUBLE LIP SEAL 35-55-8 | AB305509 2.50 L |
| 35x61x9 | DOUBLE LIP SEAL W/LIP 35-61-9 | AB306101 3.95 L |
| 35x65x8 | DOUBLE LIP SEAL 35-65-8 | AB306505 3.25 L |
| 36.5x62x7 | DOUBLE LIP SEAL 36.5-62-7 | AB306217 6.25 L |
| 36x56x7 | DOUBLE LIP SEAL 36-56-7 | AB305602 6.25 L |
| 36x60x6 | DOUBLE LIP SEAL 36-60-6 | AB306001 4.45 L |
| 37.5x55x6 | DOUBLE LIP SEAL 37.5-55-6 | AB305504 5.95 L |
| 38x50x7 | DOUBLE LIP SEAL 38-50-7 | AB305005 3.65 L |
| 38x53x7 | DOUBLE LIP SEAL 38-53-7 | AB305301 3.25 L |
| 38x54x6 | DOUBLE LIP SEAL 38-54-6 | AB305404 5.60 L |
| 38x55x12 | DOUBLE LIP SEAL 38-55-12 | AB305505 6.25 L |
| 38x55x6 | DOUBLE LIP SEAL 38-55-6 | AB305506 4.45 L |
| 38x55x8 | DOUBLE LIP SEAL 38-55-8 | AB305507 3.65 L |
| 38x55x8 | DOUBLE LIP SEAL W/LIP 38-55-8 | AB305512 4.45 L |
| 38x64x11 | DOUBLE LIP SEAL, SPEC, 38-64-11 | AB306402 6.40 L |
| 39x70x20 | DOUBLE LIP SEAL 39-70-20 | AB307006 4.85 L |
| 40x50x5 | DOUBLE LIP SEAL 40-50-5 | AB305006 3.65 L |
| 40x52x6 | DOUBLE LIP SEAL 40-52-6 | AB305213 4.70 L |
| 40x54x10 | DOUBLE LIP SEAL 40-54-10 | AB305403 5.60 L |
| 40x55x7 | DOUBLE LIP SEAL 40-55-7 | AB305508 6.25 L |
| 40x58x6.5 | DOUBLE LIP SEAL 40-58-6. | AB305802 4.45 L |
| 40x58x7 | DOUBLE LIP SEAL W/LIP 40X58X7 | AB305814 2.10 L |
| 40x62x7 | DOUBLE LIP SEAL 40-62-7 | AB306205 4.45 L |
| 40x65x10 | DOUBLE LIP SEAL 40-65-10 | AB306507 3.80 L |
| 41x62x8 | DOUBLE LIP SEAL 41-62-8 | AB306206 6.25 L |
| 41x67x20 | BRAKE DRUM SEAL 41-67-20 | AB306701 11.96 L |
| 42x51x7 | DOUBLE LIP SEAL 42-51-7 | AB305101 3.25 L |

| SIZE | DESCRIPTION | PART # |
|-------------|---------------------------------|------------------|
| 42x54x7 | DOUBLE LIP SEAL 42-54-7 | AB305401 4.70 L |
| 42x55x8 | DOUBLE LIP SEAL 42-55-8 | AB305511 6.25 L |
| 42x58x10 | DOUBLE LIP SEAL 42-58-10 | AB305811 4.45 L |
| 42x58x7 | DOUBLE LIP SEAL 42-58-8 | AB305805 6.25 L |
| 42x62x7 | DOUBLE LIP SEAL 42-62-7 | AB306207 4.45 L |
| 42x65x7 | DOUBLE LIP SEAL 42-65-7 | AB306502 6.25 L |
| 42x65x9 | DOUBLE LIP SEAL 42-65-9 | AB306503 6.25 L |
| 42x68x8 | DOUBLE LIP SEAL 42-68-8 | AB306801 6.25 L |
| 42x70x8 | DOUBLE LIP SEAL 42-70-8 | AB307001 4.45 L |
| 42x75x10 | DOUBLE LIP SEAL 42-75-10 | AB307501 6.25 L |
| 43.5x62x6.5 | DOUBLE LIP SEAL 43.5-62-6.5 | AB306216 4.45 L |
| 43x58x10 | DOUBLE LIP SEAL W/LIP 43-58-10 | AB305813 3.95 L |
| 43x58x8 | DOUBLE LIP SEAL 43-58-8 | AB305806 6.25 L |
| 43x62x8 | DOUBLE LIP SEAL 43-62-8 | AB306209 4.45 L |
| 44x58x8 | DOUBLE LIP SEAL 44-58-8 | AB305808 6.25 L |
| 44x62x10 | DOUBLE LIP SEAL 44-62-10 | AB306211 4.45 L |
| 44x65x15.3 | DOUBLE LIP SEAL 44-65-15 | AB306504 9.95 L |
| 45x68x15 | DOUBLE LIP SEAL 45-68-15 | AB306802 6.25 L |
| 45x75x10.5 | BRAKE DRUM SEAL 45-76-10.5 | AB307601 11.46 L |
| 46.5x73x8 | DOUBLE LIP SEAL 46.5-73-8 | AB307301 8.15 L |
| 46x58x7 | DOUBLE LIP SEAL 46-58-7 | AB305809 6.25 L |
| 46x68x8 | DOUBLE LIP SEAL 46-68-8 | AB306803 6.25 L |
| 46x70x8 | DOUBLE LIP SEAL 46-70-8 | AB307002 4.45 L |
| 47x70x8.5 | DOUBLE LIP SEAL W/LIP 47-70-8.5 | AB307003 7.10 L |
| 48x62x7 | DOUBLE LIP SEAL 48-62-7 | AB306213 6.25 L |
| 48x68x8 | DOUBLE LIP SEAL 48-68-8 | AB306804 4.45 L |
| 48x88x7.5 | DOUBLE LIP SEAL 48-88-7.5 | AB308801 5.75 L |
| 49x62x6 | DOUBLE LIP SEAL 49-62-6 | AB306218 6.25 L |
| 49x68x7 | DOUBLE LIP SEAL 49-68-7 | AB306808 4.50 L |
| 50.5x62x9 | DOUBLE LIP SEAL 50.5-62-9 | AB306214 6.25 L |
| 50x68x7 | DOUBLE LIP SEAL 50-68-7 | AB306805 4.45 L |
| 50x68x9 | DOUBLE LIP SEAL 50-68-9 | AB306806 3.95 L |
| 50x70x10 | DOUBLE LIP SEAL 50-70-10 | AB307010 6.30 L |
| 50x80x8 | DOUBLE LIP SEAL 50-80-8 | AB308002 7.10 L |
| 52x62x7 | DOUBLE LIP SEAL 52-62-7 | AB306215 4.45 L |
| 52x63x6 | DOUBLE LIP SEAL 52-63-6 | AB306301 3.65 L |
| 55x70x6 | DOUBLE LIP SEAL 55-70-6 | AB307004 4.85 L |
| 60x80x8 | DOUBLE LIP SEAL 60-80-8 | AB308001 6.25 L |
| 65x85x8 | DOUBLE LIP SEAL 65-85-8 | AB308501 6.25 L |

R = ribs on outside of oil seal
T = tips on oil seal
F = flange on oil seal
DC = double lip, double sprung, rubber
TC = double lip, single sprung, rubber
TB = double lip, single sprung, steel

Normally, you may find the dimensions of the seal stamped on the seal itself.

- accessories
- body
- handlebar & grips
- cables & levers
- exhaust
- engine
- fuel & intake
- electrical & ignition
- clutch
- drive
- bearings**
- brakes
- steering & suspension
- tires
- tools & shop

BEARINGS SIZE CHART

AXLE, CRANK, DRIVE AND WHEEL BEARING SPECIFICATION CHART FOR PROPER FIT REFER TO OUR APPLICATION GUIDE

| SIZE | DESCRIPTION | PART # | | SIZE | DESCRIPTION | PART # | |
|-----------------|-------------------------------|-----------|---------|-------------|---|----------|---------|
| 1.06X1.98X.56 | TAPER BRG POLARIS L44649/10 | AB201011 | 8.90 L | 25X52X19.5 | TAPER BEARING, METRIC | AB32205 | 12.95 L |
| 1.377X2.36X.625 | TAPER BRG POLARIS L68149/11 | AB201010 | 10.95 L | 25X52X20.6 | BALL BRG, DBL RUBBER SEALED | 32052RS | 42.95 L |
| 10X26X8 | BALL BRG, DBL RUBBER SEALED | 60002RS | 3.50 L | 25X62X16 | 6305 SPECIAL | AB202032 | 29.95 L |
| 10X30X9 | BALL BRG, DBL RUBBER SEALED | 62002RS | 3.20 L | 25X62X17 | BALL BRG, DBL RUBBER SEALED | 63052RS | 8.25 L |
| 10X35X11 | BALL BRG, DBL RUBBER SEALED | 63002RS | 6.00 L | 25X62X17 | ENGINE BEARING, OPEN | AB6305C3 | 15.95 L |
| 12X28X8 | BALL BRG, DBL RUBBER SEALED | 60012RS | 3.35 L | 25X62X17 | 83464C | KX092512 | 22.25 G |
| 12X32X10 | BALL BRG, DBL RUBBER SEALED | 62012RS | 3.65 L | 25X62X17 | 6305 NR C3 SNAP RING | KX092584 | 15.45 G |
| 12X37X12 | BALL BRG, DBL RUBBER SEALED | 63012RS | 4.65 L | 25X65X16 | 83519 | KX09241 | 26.95 G |
| 13X25.5X13 | NEEDLE BEARING | AB231008 | 5.95 L | 28X52X12 | BALL BRG, DBL RUBBER SEALED | 60282RS | 10.75 L |
| 14X24.5X15 | NEEDLE BEARING | AB231010 | 7.90 L | 28X58X16 | BALL BRG, DBL RUBBER SEALED | 62282RS | 14.10 L |
| 15X21X10 | NEEDLE BRG, FULL COMPLIMENT | AB231004 | 8.00 L | 28X68X18 | ENGINE BEARING, OPEN, C3 | AB6328C3 | 16.95 L |
| 15X32X9 | BALL BRG, DBL RUBBER SEALED | 60022RS | 4.30 L | 29X52X12 | BALL BEARING KCP 60/28 | AB201023 | 11.95 L |
| 15X42X13 | BALL BRG, DBL RUBBER SEALED | 63022RS | 5.40 H | 30X50X20 | BALL BEARING DE0678CS12 | AB201002 | 29.95 L |
| 16X23X16 | NEEDLE BEARING 16X23X16 | AB231016 | 12.95 L | 30X52X12 | BALL BEARING 30-52-12 | AB201024 | 10.95 L |
| 16X24X12 | NEEDLE BEARING | AB231005 | 10.95 L | 30X54X24 | BALL BEARING DE0681CS18 | AB201004 | 29.95 L |
| 16X35X11 | 99502H | 99502H | 4.95 H | 30X55X13 | 6006-2RS | 60062RS | 7.20 J |
| 17X30X7 | BALL BRG, DBL RUBBER SEALED | 69032RS | 7.00 L | 30X55X25/30 | BEARING, ARCTIC CAT | AB202035 | 23.95 L |
| 17X35X10 | BALL BRG, DBL RUBBER SEALED | 60032RS | 4.40 J | 30X62X16 | 6206JXNW3
(W/LOCATING HOLE & GROOVE) | 317-201 | 24.95 G |
| 17X40X12 | BALL BRG, DBL RUBBER SEALED | 62032RS | 3.25 J | 30X62X16 | BALL BRG, DBL RUBBER SEALED | 62062RS | 8.75 H |
| 17X47X14 | BALL BRG, DBL RUBBER SEALED | 63032RS | 5.75 L | 30X62X16 | 6206 NR C3 SNAP RING | KX092582 | 12.95 G |
| 19X47X21 | FLAT | RA012NPP | 17.95 H | 30X62X20.5 | TAPER BEARING, METRIC | AB32206J | 16.95 L |
| 19X47X21 | DOME | RA012NPPB | 18.95 H | 30X62X23.8 | 5206P (W/3MM PIN) | 317-202 | 29.50 G |
| 1X1.98X.56 | TPR BRG POLARIS L44643/10-KCP | AB201012 | 9.50 L | 30X65X16 | H1C83519C | KX09241 | 26.95 G |
| 1X52X15 | BALL BRG, DBL RBR SLD 1 BORE | AM6205 | 13.85 H | 30X72X19 | 6306 NR C3 SNAP RING | KX092585 | 31.95 H |
| 20X28X16 | NEEDLE BEARING, (23-1015) | AB231009 | 14.95 L | 32X58X13 | BALL BRG, DBL RUBBER SEALED | 60322RS | 13.10 L |
| 20X32X16 | NEEDLE BEARING | AB231012 | 38.95 L | 32X65X17 | BALL BRG, DBL RUBBER SEALED | 62322RS | 12.95 L |
| 20X32X7 | BALL BRG, DBL RUBBER SEALED | 68042RS | 7.00 L | 35X58X15 | BALL BRG, DBL RBR DG355815 | AB201025 | 20.95 L |
| 20X34X18 | NEEDLE BEARING | AB231014 | 18.95 L | 35X62X14 | 6007-2RS | 60072RS | 8.00 L |
| 20X37X9 | BALL BRG, DBL RUBBER SEALED | 69042RS | 8.80 L | 35X72X17 | BALL BEARING, OPEN | AB6207 | 12.95 L |
| 20X42X12 | 6004-2RS | 60042RS | 3.90 J | 35X72X17 | 6207R9 | KX09253 | 26.95 G |
| 20X42X15 | TAPER BEARING, METRIC | AB32004XJ | 12.45 L | 35X72X17 | 6207 NR C3 SNAP RING | KX092586 | 28.95 G |
| 20X47X14 | BALL BRG, DBL RUBBER SEALED | 62042RS | 4.75 J | 40X62X12 | 6908-2RS | 69082RS | 13.95 L |
| 20X47X20.6 | BALL BRG, DBL RUBBER SEALED | 52042RS | 20.95 L | 40X68X15 | 6008-2RS | 60082RS | 9.95 J |
| 20X52X15 | BALL BRG, DBL RUBBER SEALED | 63042RS | 7.20 H | 40X68X9 | BALL BEARING 40-68-9 | AB16008 | 13.95 L |
| 20X52X15 | ENGINE BEARING, OPEN | AB6304C3 | 16.95 L | 40X70X15 | BALL BEARING DG4070 | AB201019 | 15.95 L |
| 22X30X16 | NEEDLE BEARING W/ RACE | AB231003 | 15.95 L | 40X74X40 | BALL BRG, DBL RBR DE08A27 | AB201009 | 34.95 L |
| 22X30X18 | NEEDLE BEARING W/ RACE | AB231002 | 10.95 L | 40X80X18 | BALL BRG, DBL RUBBER SEALED | 62082RS | 13.10 G |
| 22X50X14 | BALL BRG, DBL RUBBER SEALED | 62222RS | 11.95 L | 43X68X13 | ATV DIF BRG 43-68-13 | AB201018 | 14.95 L |
| 22X52X21 | FLAT | RA014NPP | 15.95 H | 45X68X12 | BALL BRG, DBL RUBBER SEALED | 69092RS | 15.95 L |
| 22X52X21 | DOME | RA014NPPB | 18.95 H | 45X75X16 | 6009-2RS | 60092RS | 14.95 L |
| 22X56X16 | BALL BRG, DBL RUBBER SEALED | 63222RS | 12.95 L | 50X62X15 | NEEDLE BEARING | AB231006 | 17.95 L |
| 22X62X15 | BALL BEARING SCO4A99NR | AB201022 | 22.95 L | 50X80X16 | BALL BRG, DBL RUBBER SEALED | 60102RS | 14.40 L |
| 25.4X52X21 | DOME | FHS20516 | 18.95 H | 50X80X21 | BALL BEARING DG5080 | AB201016 | 24.95 L |
| 25.4X52X21 | FLAT | RA100NPP | 16.95 H | 55X67X20 | NEEDLE BEARING | AB231001 | 16.95 L |
| 25.4X52X21 | DOME | RA100NPPB | 10.30 H | 65X100X11 | BALL BEARING 65-100-11 | AB16013 | 16.95 L |
| 25.4X52X34.8 | DOME | HC20516 | 12.95 H | 70X110X13 | BALL BEARING 70-110-13 | AB16014 | 39.95 L |
| 25X42X9 | BALL BRG, DBL RUBBER SEALED | 69052RS | 8.75 L | | | | |
| 25X47X12 | BALL BRG, DBL RUBBER SEALED | 60052RS | 5.70 L | | | | |
| 25X52X15 | BALL BEARING, OPEN | ---- | | | | | |
| 25X52X15 | BALL BRG, DBL RUBBER SEALED | 62052RS | 5.95 J | | | | |
| 25X52X15 | ENGINE BEARING, OPEN C3 | AB6205C3 | 12.95 L | | | | |
| 25X52X15 | 6205-2RS | AM6205 | 13.85 H | | | | |
| 25X52X16 | NJ205 C3 PIN SHAPED ROLLERS | KX092591 | 15.99 B | | | | |

Normally if you check the bearing you are replacing, the correct number will be stamped on the bearing which will correspond with one of the above bearings.

BRAKES






- accessories
- body
- handlebar & grips
- cables & levers
- exhaust
- engine
- fuel & intake
- electrical & ignition
- clutch
- drive
- bearings
- brakes**
- steering & suspension
- tires
- tools & shop

SINTERED METAL PADS

- An excellent, economical choice for replacing OEM sintered metal brake pads
- Pad consists of 50-60 percent copper combined with carbon, ceramic, tin and abrasives
- Iron backing plate is plated with copper to make it a stronger bond with the pad friction material
- Powerful stopping power in wet or dry conditions
- Excellent initial pad bite, lower lever effort and minimal pad bed-in time required
- Can be used with stainless steel rotors
- Pad material is aramid fiber, metals, abrasives and lubricants mixed with Phenol Resin
- Metal powder components exceed 50 percent of pad material
- Excellent pad life
- Can be used with stainless steel rotors
- Give superior stopping power with no fade
- Excellent initial brake pad bite
- Good feel at the lever
- No bedding-in is required
- Hard brake pad backing plate will not warp, even under extreme use
- Superior stopping power with no fade
- Excellent initial brake pad bite that is not as aggressive as the R/L compound
- Slightly more progressive feel at the lever



CERAMIC SEMI-METALLIC PADS

- Many fibers, natural and man-made have been researched and combinations of several fibers like Aramid fiber, Ceramic fiber, Carbon fiber and Metal (copper and brass powder) fiber etc.
- Soft –mild braking control, Controllable pad on first braking with safety
- Good initial bite
- HH stopping power pad (Ameca test result)
- Low disc attack
- Long life pad

BRAKE SHOES

- High friction
- 100% non-asbestos material for quicker stops



NOTE: All brake pads and shoes are sold in a set for one disc or drum. Order one set for each disc or drum on your machine.

PRICING AT THE END OF APPLICATION.

VESRAH BRAKES

| MODEL | NAME | YEAR | FRONT ORGANIC | FRONT FULL METAL | REAR ORGANIC | REAR FULL METAL |
|----------------------|-----------------|-------|---------------|------------------|--------------|-----------------|
| AJP | | | | | | |
| PR4-Enduro 125 | | 04-05 | 970278 | 985100 | 985013 | 985106 |
| PR4-Supermotard 125 | | 04-05 | 970278 | 985100 | 985013 | 985106 |
| Regal Raptor DD125E | | 04-05 | 970124 | 970711 | ----- | ----- |
| Regal Raptor DD250E | | 04-06 | 970124 | 970711 | ----- | ----- |
| ALFER | | | | | | |
| MC80 | | 87 | 970216 | 970783 | 970247 | 972785 |
| MC125 | | 87 | 970216 | 970783 | ----- | ----- |
| MC125 | | 88 | 970244 | 970244 | 970216 | 970783 |
| GR250 | Enduro | 85 | 970216 | 970783 | ----- | ----- |
| GR250 | Enduro | 88 | 970244 | 970244 | 970216 | 970783 |
| MC250 | | 85 | 970216 | 970783 | ----- | ----- |
| MC250 | | 87 | 970216 | 970783 | 970216 | 970783 |
| MC250 | | 88 | 970244 | 970244 | 970216 | 970783 |
| VR250 | Enduro | 99 | 970248 | 970791 | 970251 | 970795 |
| VR250 | Super,Otard | 99 | 970248 | 970791 | 970251 | 970795 |
| GR300 | | 85 | 970216 | 970783 | ----- | ----- |
| GR300 | Enduro | 88 | 970244 | 970244 | 970216 | 970783 |
| APRILIA | | | | | | |
| RX50 | Racing | 03-06 | 985027 | 985101 | 970223 | 970786 |
| RX50 | | 07-10 | 985093 | 985102 | 970247 | 972785 |
| RX50 C/CD | | 95-04 | 985027 | 985101 | 970223 | 970786 |
| SX50 | | 06-13 | 985027 | 985101 | 970247 | 972785 |
| SX50 Ltd | | 14-15 | 985027 | 985101 | 970145 | 970728 |
| ETX125 | | 00-01 | 970295 | 972784 | 970184 | 970755 |
| ETX125 | | 99 | 970295 | 972784 | 970184 | 970755 |
| MX125 | Cross | 04-06 | 970248 | 970791 | ----- | ----- |
| RX125 | | 00 | 970248 | 970791 | ----- | ----- |
| RX125 | | 01 | 970248 | 970791 | ----- | ----- |
| RX125 | | 92-99 | 985027 | 985101 | ----- | ----- |
| Climber | | 93 | 970216 | 970783 | 970216 | 970783 |
| Climber | | 89-90 | 970238 | 970238 | 970223 | 970786 |
| Climber | 280R | 92-93 | 970247 | 972785 | 970223 | 970786 |
| Climber | 280 | 94-96 | 970247 | 972785 | ----- | ----- |
| ETX350 | | 86 | 970231 | 970231 | 970216 | 970783 |
| MXV450 | | 09-15 | 970031 | 970637 | 970113 | 970703 |
| MXV450 (Racing Pads) | | 09-15 | ----- | 985103 | ----- | 985123 |
| RVX450 | | 06-12 | 970031 | 970637 | 970113 | 970703 |
| RXV450 | Enduro | 06 | 970031 | 970637 | 970113 | 970703 |
| SVX450 | | 06-09 | 970031 | 970637 | 970113 | 970703 |
| SXV450 | Supermoto | 06-12 | 985094 | 970831 | 970113 | 970703 |
| RXV550 | Enduro | 06-12 | 970031 | 970637 | 970113 | 970703 |
| SVX550 | | 06-09 | 985095 | 985104 | 970113 | 970703 |
| SXV550 | Supermoto | 06-12 | 985094 | 970831 | 970113 | 970703 |
| ARMSTRONG | | | | | | |
| MX500 | | 86 | 970216 | 970783 | ----- | ----- |
| MX600 | | 86 | 970216 | 970783 | ----- | ----- |
| ATK | | | | | | |
| ATK125 | 2 Stroke Enduro | 03 | 970248 | 970791 | 970251 | 970795 |
| ATK250 | 2 Stroke Enduro | 03 | 970248 | 970791 | 970251 | 970795 |
| ATK250CC | | 91-92 | 970244 | 970244 | 970216 | 970783 |
| ATK250MX | | 91-92 | 970244 | 970244 | 970216 | 970783 |
| GT250 | RV-Twin Sport | 11 | 970014 | 970623 | 970014 | 970623 |
| GV250 | V-Twin Cruiser | 11 | 970014 | 970623 | ----- | ----- |
| ATK260 | 2 Stroke Enduro | 03 | 970248 | 970791 | 970251 | 970795 |
| ATK350 | | 93 | 970216 | 970783 | 970216 | 970783 |
| ATK350ES | | 91 | 970244 | 970244 | 970216 | 970783 |
| ATK350ES CC | | 91-92 | 970244 | 970244 | 970216 | 970783 |
| ATK350ES MX | | 91-92 | 970244 | 970244 | 970216 | 970783 |
| ATK350ES MX EFI | | 92 | 970244 | 970244 | 970216 | 970783 |
| ATK350ES Standard | | 92 | 970244 | 970244 | 970216 | 970783 |
| ATK350MX | | 91-92 | 970244 | 970244 | 970216 | 970783 |
| ATK350MX EFI | | 92 | 970244 | 970244 | 970216 | 970783 |
| ATK350Standard | | 91-92 | 970244 | 970244 | 970216 | 970783 |

- accessories
- body
- handlebar & grips
- cables & levers
- exhaust
- engine
- fuel & intake
- electrical & ignition
- clutch
- drive
- bearings
- brakes
- steering & suspension
- tires
- tools & shop

VESRAH BRAKES

| MODEL | NAME | YEAR | FRONT ORGANIC | FRONT FULL METAL | REAR ORGANIC | REAR FULL METAL |
|----------------------------|-------------------|-------|---------------|------------------|--------------|-----------------|
| ARMSTRONG CONTINUED | | | | | | |
| ATK406 | | 90 | 970244 | 970244 | 970216 | 970783 |
| ATK406CC | | 91-92 | 970244 | 970244 | 970216 | 970783 |
| ATK406MX | | 91-92 | 970244 | 970244 | 970216 | 970783 |
| 500 DT Dirtrackers | | 00-03 | 970246 | 970790 | 970251 | 970795 |
| 500 Super Motard | | 02-03 | 970246 | 970790 | 970251 | 970795 |
| ATK500 | Enduro | 03 | 970248 | 970791 | 970251 | 970795 |
| ATK500 | | 04 | 970248 | 970791 | 970251 | 970795 |
| ATK560 | | 84-85 | 970216 | 970783 | ----- | ----- |
| ATK560 | | 86 | 970216 | 970783 | 970217 | 970217 |
| ATK560 | | 87-88 | 970216 | 970783 | 970247 | 972785 |
| 600 DT Dirtrackers | | 00-03 | 970246 | 970790 | 970251 | 970795 |
| 600 Super Motard | | 02-03 | 970246 | 970790 | 970251 | 970795 |
| ATK600 | Dirt Track Motard | 03 | 970246 | 970790 | 970251 | 970795 |
| ATK600 | | 91 | 970244 | 970244 | 970238 | 970238 |
| ATK604 | | 88 | 970216 | 970783 | 970247 | 972785 |
| ATK604 | | 89 | 970244 | 970244 | 970238 | 970238 |
| ATK604 | | 90 | 970244 | 970244 | 970216 | 970783 |
| ATK604 Standard | | 91 | 970244 | 970244 | 970238 | 970238 |
| ATK604 Standard | | 92 | 970244 | 970244 | 970216 | 970783 |
| ATK604CC | | 92 | 970244 | 970244 | 970216 | 970783 |
| ATK604ES | | 90 | 970244 | 970244 | 970216 | 970783 |
| ATK604ES | | 91 | 970244 | 970244 | 970238 | 970238 |
| ATK604ES CC | | 91 | 970244 | 970244 | 970238 | 970238 |
| ATK604ES CC | | 92 | 970244 | 970244 | 970216 | 970783 |
| ATK604ES MX | | 91 | 970244 | 970244 | 970238 | 970238 |
| ATK604ES MX | | 92 | 970244 | 970244 | 970216 | 970783 |
| ATK604ES MX EFI | | 92 | 970244 | 970244 | 970216 | 970783 |
| ATK604ES Standard | | 92 | 970244 | 970244 | 970216 | 970783 |
| ATK604MX | | 91 | 970244 | 970244 | 970238 | 970238 |
| ATK604MX | | 92 | 970244 | 970244 | 970216 | 970783 |
| ATK604MX EFI | | 92 | 970244 | 970244 | 970216 | 970783 |
| ATK605 | Enduro | 03 | 970248 | 970791 | 970251 | 970795 |
| ATK620 | Intimidator | 04 | 970248 | 970791 | 970251 | 970795 |
| ATK640 | | 93 | 970216 | 970783 | 970216 | 970783 |
| GT650 | RV-Twin Sport | 11 | 970014 | 970623 | 970014 | 970623 |
| GV650 | V-Twin Cruiser | 11 | 970014 | 970623 | 970014 | 970623 |
| ATK700 | Intimidator | 04 | 970248 | 970791 | 970251 | 970795 |
| BETA | | | | | | |
| AE50 | Four Twin | 88 | 970233 | 985105 | ----- | ----- |
| Mini Trial 50 | | 09-13 | 985013 | 985106 | ----- | ----- |
| Trialmini | | 92 | 970247 | 972785 | 970239 | 970239 |
| Evo 80 Junior | | 09-15 | 973012 | 985107 | 970247 | 972785 |
| ALP125 | 4-Stroke | 99-00 | 970247 | 972785 | 970247 | 972785 |
| TR125 | 32,33 | 86-87 | 970233 | 970233 | ----- | ----- |
| TR125 | 34 | 88 | 970233 | 970233 | 970238 | 970238 |
| TR125 | 34,35 | 89-90 | 970247 | 972785 | 970247 | 972785 |
| TRIAL | | 97 | 970247 | 972785 | 970239 | 970239 |
| R 150 | | 10-14 | 970014 | 970623 | ----- | ----- |
| ALP200 | 4-Stroke | 00-06 | 970247 | 972785 | 970247 | 972785 |
| Rev 3 | | 00-05 | 973012 | 985107 | 973012 | 985107 |
| ALP240 | | 90 | 970233 | 970233 | 970238 | 970238 |
| ALP240 | | 92 | 970247 | 972785 | 970239 | 970239 |
| Supertrial | | 92 | 970247 | 972785 | 970239 | 970239 |
| TR240 | 33 | 86-88 | 970233 | 970233 | ----- | ----- |
| ALP250 | | 97 | 970247 | 972785 | 970247 | 972785 |
| Rev 3 250 | | 00-04 | 973012 | 985107 | 973012 | 985107 |
| RR250 | 4T | 05-08 | 970031 | 970637 | 970113 | 970703 |
| Techno 250 | | 99 | 970247 | 972785 | 970247 | 972785 |
| ALP260 | | 91 | 970233 | 970233 | 970238 | 970238 |
| Synt | | 92 | 970233 | 970233 | 970239 | 970239 |
| TR260 | 34 | 86 | 970233 | 970233 | ----- | ----- |
| TR260 | 34 | 87-88 | 970233 | 970233 | 970238 | 970238 |
| TR260 | 34,35,Zero | 89-90 | 970247 | 972785 | 970239 | 970239 |
| TR260 | 34,35,Zero | 92 | 970247 | 972785 | 970239 | 970239 |

VESRAH BRAKES

| MODEL | NAME | YEAR | FRONT ORGANIC | FRONT FULL METAL | REAR ORGANIC | REAR FULL METAL |
|-------------------------|---------------------------|-------|---------------|------------------|--------------|-----------------|
| BETA CONTINUED | | | | | | |
| TR35 260 | | 91 | 970247 | 972785 | 970239 | 970239 |
| Zero 260 | | 91 | 970247 | 972785 | 970239 | 970239 |
| Crosstrainer | | 15 | 970031 | 970637 | 970113 | 970703 |
| RR300 | | 13-15 | 970031 | 970637 | 970113 | 970703 |
| RR350 | Enduro | 11-14 | 970031 | 970637 | 970113 | 970703 |
| RR350 | Efi | 15 | 970031 | 970637 | 970113 | 970703 |
| RR350 | Efi Racing | 15 | 970031 | 970637 | 970113 | 970703 |
| RR390 | Enduro | 15 | 970031 | 970637 | 970113 | 970703 |
| RR400 | Enduro | 05-15 | 970031 | 970637 | 970113 | 970703 |
| SM400 | 4T | 10-11 | 970031 | 970637 | 970113 | 970703 |
| RR430 | | 15 | 970031 | 970637 | 970113 | 970703 |
| RR430 | Racing | 15 | 970031 | 970637 | 970113 | 970703 |
| RR450 | Enduro | 05-15 | 970031 | 970637 | 970113 | 970703 |
| RR450 | Cross Country | 12-15 | 970031 | 970637 | 970113 | 970703 |
| RS450 | 4T | 08-14 | 970031 | 970637 | 970113 | 970703 |
| SM450 | 4T | 10-12 | 970031 | 970637 | 970113 | 970703 |
| RR480 | | 15 | 970031 | 970637 | 970113 | 970703 |
| RR480 | Racing | 15 | 970031 | 970637 | 970113 | 970703 |
| RR498 | 4T | 12-15 | 970031 | 970637 | 970113 | 970703 |
| RR520 | 4T | 08-12 | 970031 | 970637 | 970113 | 970703 |
| RR525 | 4T | 05-15 | 970031 | 970637 | 970113 | 970703 |
| BIMOTA | | | | | | |
| BBX508 Enduro | | 12-14 | 970031 | 970637 | 970022 | 970630 |
| BXM 125 | Motard | 07-14 | 985096 | 985108 | 970247 | 972785 |
| CAGIVA | | | | | | |
| WMX50 | | 89 | 970243 | 970789 | 970184 | 970755 |
| WMX125 | | 88 | 970243 | 970789 | ----- | ----- |
| WMX125 | | 89 | 970243 | 970789 | 970184 | 970755 |
| WMX250 | | 88 | 970243 | 970789 | ----- | ----- |
| WMX250 | | 89 | 970243 | 970789 | 970184 | 970755 |
| WMX 500 | | 85-86 | 970216 | 970783 | ----- | ----- |
| WRX 500 | | 87 | 970216 | 970783 | 970216 | 970783 |
| Elefant650 | | 86-87 | 970225 | 970225 | 970216 | 970783 |
| Elefant650SE | | 87 | 970225 | 970225 | 970216 | 970783 |
| CAN-AM | | | | | | |
| Sonic | | 86 | 970216 | 970783 | ----- | ----- |
| CONTI | | | | | | |
| RX356 V3 | (12 Inch Wheel) | 05-06 | 985096 | 985096 | 970247 | 972785 |
| RX356 V3 | (17 Inch Wheel) | 05-06 | 985096 | 985096 | 970247 | 972785 |
| CPI | | | | | | |
| Enduro 50 | | 06-08 | 970247 | 972785 | 970247 | 972785 |
| Enduro 250 | | 07-08 | 970247 | 972785 | 970247 | 972785 |
| DERBI | | | | | | |
| Senda DRD Pro 50 Evo SM | Cast Wheel | 08-14 | 970260 | 970802 | 970274 | 985117 |
| Senda DRD Pro 50R | Radial Caliper 260mm Disc | 05-14 | 970260 | 970802 | 970274 | 985117 |
| Senda DRD Pro 50SM | Radial Caliper 300mm Disc | 05-14 | 970260 | 970802 | 970274 | 985117 |
| Senda R 50 | | 02-05 | 970247 | 972785 | 970247 | 972785 |
| Senda R DRD Racing 50 | | 04-14 | 985027 | 985101 | 970247 | 972785 |
| Senda SM DRD | Super Motard | 04 | 970247 | 972785 | 970247 | 972785 |
| Senda X-Race 50R | 240mm disc | 05-10 | 970247 | 972785 | 970247 | 972785 |
| Senda X-Race 50SM | 260mm disc | 06-11 | 970247 | 972785 | 970247 | 972785 |
| Senda X-Tream 50R | 240mm disc | 03-14 | 970247 | 972785 | 970247 | 972785 |
| Senda X-Tream 50SM | 260mm disc | 03-14 | 970247 | 972785 | 970247 | 972785 |
| Senda 125 SM | Twin Headlight | 04-07 | 985027 | 985101 | 970274 | 985117 |
| Senda Baja 125R | 4T | 06-15 | 985027 | 985101 | 970274 | 985117 |
| Senda Baja 125SM | 4T | 06-15 | 985027 | 985101 | 970274 | 985117 |
| Senda DRD 125 R | | 10 | 970260 | 970802 | 970149 | 985126 |
| Senda DRD 125 SM | | 10-15 | 970260 | 970802 | 970149 | 985126 |
| Terra 125 | Adventure | 07-15 | 985020 | 985110 | 970149 | 970149 |
| Terra 125 | Euro | 07-15 | 985020 | 985110 | 970149 | 970149 |

- accessories
- body
- handlebar & grips
- cables & levers
- exhaust
- engine
- fuel & intake
- electrical & ignition
- clutch
- drive
- bearings
- brakes**
- steering & suspension
- tires
- tools & shop

VESRAH BRAKES

| MODEL | NAME | YEAR | FRONT ORGANIC | FRONT FULL METAL | REAR ORGANIC | REAR FULL METAL |
|---------------------------|--------------|-------|---------------|------------------|--------------|-----------------|
| FANTIC | | | | | | |
| Koala | | 90 | 970223 | 970786 | 970223 | 970786 |
| Oasis | | 90 | 970238 | 970238 | 970223 | 970786 |
| K-Roo | | 91 | 970247 | 972785 | 970247 | 972785 |
| K-Roo | | 93 | 970247 | 972785 | 970247 | 972785 |
| Trial 301 | | 85-86 | 970233 | 970233 | ----- | ----- |
| Trial 303 | | 87 | 970233 | 970233 | 970233 | 970233 |
| Trial 309 | | 91 | 970247 | 972785 | 970247 | 972785 |
| Trial 305 | | 89 | 970247 | 972785 | 970247 | 972785 |
| GAS GAS | | | | | | |
| TXT50 | Boy | 04-11 | 970247 | 972785 | 970247 | 972785 |
| TXT70 | Rookie/Cadet | 10-11 | 973012 | 985107 | 985013 | 985106 |
| TXT80 | Rookie/Cadet | 04-08 | 973012 | 985107 | 985013 | 985106 |
| EC125 | | 01-02 | 970031 | 970637 | 970058 | 970664 |
| EC125 | | 03-09 | 970031 | 970637 | 970058 | 970664 |
| EC125 | | 10-12 | 970031 | 970637 | 970113 | 970703 |
| Enducross 125 | | 97-98 | 970248 | 970791 | 970251 | 970795 |
| MC125 | | 03 | 970031 | 970637 | 970058 | 970664 |
| MX125 | | 05-08 | 970031 | 970637 | 970058 | 970664 |
| TXT125 | | 04-15 | 973012 | 985107 | 985013 | 985106 |
| Contact JTX200 | | 97 | 970247 | 972785 | 970247 | 972785 |
| EC200 | | 00-09 | 970031 | 970637 | 970058 | 970664 |
| EC200 | | 10-12 | 970031 | 970637 | 970113 | 970703 |
| EC200 | | 99 | 970248 | 970791 | 970251 | 970795 |
| Pampera 200 | | 99 | 970247 | 972785 | 970247 | 972785 |
| TX200 | | 98 | 970247 | 972785 | 970247 | 972785 |
| TXT200 | | 04-14 | 973012 | 985107 | 985013 | 985106 |
| TXT200 | | 99 | 970247 | 972785 | 970247 | 972785 |
| GT25 | Delta | 91 | 970247 | 972785 | 970247 | 972785 |
| EC250 | | 00-11 | 970031 | 970637 | 970022 | 970630 |
| EC250 | | 12-14 | 970031 | 970637 | 970113 | 970703 |
| Enducross 250 | | 97-99 | 970248 | 970791 | 970251 | 970795 |
| MC250 | | 00-01 | 970031 | 970637 | 970058 | 970664 |
| MC250 | | 98-99 | 970248 | 970791 | 970251 | 970795 |
| MX250 | | 04-08 | 970031 | 970637 | 970058 | 970664 |
| Trial | | 89 | 970247 | 972785 | 970247 | 972785 |
| TXT250 | | 04-14 | 973012 | 985107 | 985013 | 985106 |
| Contact Jordi Tarres X270 | | 97 | 970247 | 972785 | 970247 | 972785 |
| TX270 | | 98 | 970247 | 972785 | 970247 | 972785 |
| TXT270 | | 99 | 970247 | 972785 | 970247 | 972785 |
| TXT280 | | 04-14 | 973012 | 985107 | 985013 | 985106 |
| EC300 | | 01-09 | 970031 | 970637 | 970058 | 970664 |
| EC300 | | 10-11 | 970031 | 970637 | 970022 | 970630 |
| EC300 | | 12-14 | 970031 | 970637 | 970113 | 970703 |
| EC300 | | 99 | 970248 | 970791 | 970251 | 970795 |
| Enducross 300 | | 99 | 970248 | 970791 | 970251 | 970795 |
| TXT300 | | 04-14 | 973012 | 985107 | 985013 | 985106 |
| Contact JTX320 | | 97 | 970247 | 972785 | 970247 | 972785 |
| TX320 | | 98 | 970247 | 972785 | 970247 | 972785 |
| TXT321 | | 99 | 970247 | 972785 | 970247 | 972785 |
| GT32 | Delta | 91 | 970247 | 972785 | 970247 | 972785 |
| Pampera 320 | | 98-99 | 970247 | 972785 | 970247 | 972785 |
| Pampera 370 | | 97 | 970247 | 972785 | 970247 | 972785 |
| Pampera 400 | | 06 | 970248 | 970791 | ----- | ----- |
| SM400 FES | | 01-02 | 970246 | 970790 | 970022 | 970630 |
| 450 Fse | | 03 | 970031 | 970637 | 970058 | 970664 |
| EC450 | | 09 | 970031 | 970637 | 970058 | 970664 |
| FSE450 | | 05-08 | 970031 | 970637 | 970058 | 970664 |
| SM450 | | 03-05 | 970246 | 970790 | 970022 | 970630 |
| EC515 | | 09-14 | 970031 | 970637 | 970022 | 970630 |
| GILERA | | | | | | |
| RC50 | Top Rally | 90 | 970216 | 970783 | 970216 | 970783 |
| CX125 | | 91 | 970244 | 970244 | 970216 | 970783 |
| XR2-125 | | 90 | 970026 | 970632 | 970216 | 970783 |

VESRAH BRAKES

| MODEL | NAME | YEAR | FRONT ORGANIC | FRONT FULL METAL | REAR ORGANIC | REAR FULL METAL |
|--------------|-------------|-------|---------------|------------------|--------------|-----------------|
| HONDA | | | | | | |
| CR50 | | 86 | ---- | 970869 | ---- | 970869 |
| CR50R | (AE02) | 83 | ---- | 970869 | ---- | 970869 |
| CR50R | | 86 | ---- | 970869 | ---- | 970869 |
| CRE50 | Basta | 01-02 | 970248 | 970791 | 970247 | 972785 |
| CRE50 | Derapage | 01-02 | 970248 | 970791 | 970247 | 972785 |
| CRE50 | Six | 01-02 | 970248 | 970791 | 970247 | 972785 |
| CRE50 | Six | 98-00 | 970261 | 985111 | ---- | ---- |
| CRF50F | | 04-15 | ---- | 970854 | ---- | 970854 |
| CRM50 | | 88-92 | 970009 | 970618 | 970058 | 970664 |
| CRM50 | | 93 | 970032 | 985112 | 970058 | 970664 |
| CRM50 | | 94-97 | 970009 | 970618 | 970058 | 970664 |
| CRM50 | | 98 | 970018 | 970626 | ---- | ---- |
| CT50 | Moto | 83 | ---- | 970840 | ---- | 970840 |
| MBX50 | (AC05/D488) | 80-82 | 970009 | 970618 | ---- | 970847 |
| MBX50 | | 83-86 | 970014 | 970623 | ---- | 970847 |
| MBX50S | (AC05/D488) | 83 | 970014 | 970623 | ---- | 970847 |
| MBX50Z | | 80 | 970009 | 970618 | ---- | 970847 |
| MCX50 | | 82 | 970145 | 970728 | ---- | 970847 |
| MCX50FD | | 83 | 970145 | 970728 | ---- | 970847 |
| MCX50SD | | 83 | 970145 | 970728 | ---- | 970847 |
| MRX50 | | 88 | 970009 | 970618 | ---- | 970847 |
| MT50 | | 80 | ---- | 970847 | ---- | 970847 |
| TL50 | | 78 | ---- | 970847 | ---- | 970847 |
| TLM50 | | 84 | ---- | 970869 | ---- | 970869 |
| TLM50F | | 85 | ---- | 970869 | ---- | 970869 |
| XL50S | | 80 | ---- | 970847 | ---- | 970847 |
| XR50M | Motard | 05-07 | 970124 | 970711 | 970058 | 970664 |
| XR50R | | 00-03 | ---- | 970854 | ---- | 970854 |
| Z50A | Mini Trial | 69-78 | ---- | 970840 | ---- | 970840 |
| Z50R | Mini Trial | 79 | ---- | 970840 | ---- | 970840 |
| Z50R | Mini Trial | 80-00 | ---- | 970854 | ---- | 970854 |
| CR60R | (DE01) | 83-86 | ---- | 970869 | ---- | 970869 |
| CRF70F | | 04-12 | ---- | 970869 | ---- | 970869 |
| CT70 | Mini | 77-82 | ---- | 970840 | ---- | 970840 |
| CT70 | Mini | 91-94 | ---- | 970840 | ---- | 970840 |
| XL70 | | 70-76 | ---- | 970847 | ---- | 970847 |
| XL70K1 | | 75 | ---- | 970847 | ---- | 970847 |
| XR70R | | 97-03 | ---- | 970869 | ---- | 970869 |
| CRM75 | | 90 | 970018 | 970626 | 970058 | 970664 |
| CRM75R | | 89-94 | 970018 | 970626 | ---- | 970847 |
| XL75 | Mini | 77-79 | ---- | 970847 | ---- | 970847 |
| XR75 | | 73-79 | ---- | 970840 | ---- | 970840 |
| XR75K1 | | 74 | ---- | 970840 | ---- | 970840 |
| XR75K2 | | 75 | ---- | 970840 | ---- | 970840 |
| CR80R | | 01-02 | 970011 | 970620 | 970022 | 970630 |
| CR80R | | 80-81 | ---- | 970847 | ---- | 970847 |
| CR80R | | 82 | ---- | 970847 | ---- | 970869 |
| CR80R | | 83-84 | ---- | 970869 | ---- | 970869 |
| CR80R | | 85 | ---- | 970869 | ---- | 985064 |
| CR80R | | 86-91 | 970009 | 970618 | ---- | 985064 |
| CR80R | | 92-00 | 970009 | 970618 | 970022 | 970630 |
| CR80RB | | 00-02 | 970011 | 970620 | 970022 | 970630 |
| CRE80 | | 98 | 970050 | 970655 | 970022 | 970630 |
| CRF80F | | 04-15 | ---- | 970869 | ---- | 970869 |
| CRM80 | | 88 | 970009 | 970618 | ---- | ---- |
| CRM80 | | 89 | 970011 | 970620 | 970058 | 970664 |
| CRM80 | | 90-92 | 970009 | 970618 | ---- | ---- |
| CRM80 | | 93-97 | 970009 | 970618 | 970058 | 970664 |
| MBX80 | (HC04/C799) | 83 | 970014 | 970623 | ---- | 970847 |
| MBX80 | (HC04) | 85 | 970009 | 970618 | ---- | 970847 |
| MBX80 | (HC04/E463) | 86 | 970015 | 970624 | ---- | 970847 |
| MBX80DX | | 82 | 970014 | 970623 | ---- | 970847 |
| MCX80 | (H05/C940) | 82 | 970169 | 970748 | ---- | 970847 |
| MT80 | (HD02) | 80 | ---- | 970847 | ---- | 970847 |
| MTX80R | (HD08) | 83-84 | 970015 | 970624 | ---- | 970847 |

- accessories
- body
- handlebar & grips
- cables & levers
- exhaust
- engine
- fuel & intake
- electrical & ignition
- clutch
- drive
- bearings
- brakes**
- steering & suspension
- tires
- tools & shop

VESRAH BRAKES

| MODEL | NAME | YEAR | FRONT ORGANIC | FRONT FULL METAL | REAR ORGANIC | REAR FULL METAL |
|------------------------|---------------------|-------|---------------|------------------|--------------|-----------------|
| HONDA CONTINUED | | | | | | |
| MTX80RF | | 83 | ---- | 970847 | ---- | 970847 |
| MTX80RF | (HD09/E516/0) | 87 | 970015 | 970624 | ---- | 970847 |
| MTX80S | (HD06) | 80-82 | ---- | 970847 | ---- | 970847 |
| XL80S | | 79-85 | ---- | 970847 | ---- | 970847 |
| XR80 | | 79-84 | ---- | 970847 | ---- | 970847 |
| XR80R | | 85-88 | ---- | 970869 | ---- | 970869 |
| XR80R | | 89 | ---- | 970869 | ---- | 970869 |
| XR80R | | 90 | ---- | 970869 | ---- | 970869 |
| XR80R | | 91-92 | ---- | 970869 | ---- | 970869 |
| XR80R | | 93-03 | ---- | 970869 | ---- | 970869 |
| CR85R | | 03-07 | 970011 | 970620 | 970022 | 970630 |
| CR85RB | Expert | 03-07 | 970011 | 970620 | 970022 | 970630 |
| EZ90 | Cub | 91-96 | ---- | 970840 | ---- | 970840 |
| SL90 | Motosport 90 | | ---- | 970840 | ---- | 970840 |
| SL90I | | | ---- | 970840 | ---- | 970840 |
| SL90II | | | ---- | 970840 | ---- | 970840 |
| CRF100F | | 04-13 | ---- | 970869 | ---- | 970869 |
| XL100 | | 76 | ---- | 970847 | ---- | 970847 |
| XL100 | | 77-78 | ---- | 970840 | ---- | 970847 |
| XL100S | | 79-85 | ---- | 970847 | ---- | 970847 |
| XR100 | Motard M5/M6/M7/M8 | 05-08 | 970124 | 970711 | 970058 | 970664 |
| XR100 | | 81-84 | ---- | 970847 | ---- | 970847 |
| XR100R | | 85-03 | ---- | 970869 | ---- | 970869 |
| CRF110F | | 13-15 | ---- | 970869 | ---- | 970869 |
| CR125 | Motard | 04 | 970031 | 970637 | 970038 | 970643 |
| CR125M | Elsinore | 76-78 | ---- | 970847 | ---- | 970847 |
| CR125R | | 02-07 | 970031 | 970637 | 970038 | 970643 |
| CR125R | Elsinore | 79-81 | ---- | 970857 | ---- | 970876 |
| CR125R | | 82 | ---- | 970876 | ---- | 970876 |
| CR125R | | 83 | ---- | 970863 | ---- | 970863 |
| CR125R | | 84-85 | 970015 | 970624 | ---- | 970863 |
| CR125R | | 86 | 970015 | 970624 | ---- | 970862 |
| CR125R | | 87-94 | 970018 | 970626 | 970022 | 970630 |
| CR125R | | 95-01 | 970031 | 970637 | 970022 | 970630 |
| CRE125 | | 95-01 | 970031 | 970637 | 970022 | 970630 |
| CRE125R | Supermotard | 02-03 | 970031 | 970637 | 970038 | 970643 |
| CRE125R | Enduro | 02-04 | 970031 | 970637 | 970038 | 970643 |
| CRF125F | | 14-16 | 970031 | 970637 | ---- | 970869 |
| CRF125FB | | 14-16 | 970031 | 970637 | ---- | 970869 |
| CRM125R | | 90-98 | 970026 | 970632 | 970290 | 970835 |
| CT125 | | 77 | ---- | 970847 | ---- | 970847 |
| MT125 | | 76 | ---- | 970847 | ---- | 970847 |
| MT125R | | 77-78 | 970004 | 970004 | ---- | 970847 |
| MTX125 | (JD05 JD07) | 83 | ---- | 970847 | ---- | 970847 |
| MTX125 | (JD05 JD07) | 84-86 | 970015 | 970624 | ---- | 970847 |
| MTX125 | Camel, Italy | 88 | 970026 | 970632 | ---- | 970840 |
| MTX125K2 | Elsinore | 83 | 970006 | 970616 | ---- | 970847 |
| MTX125R | | 83 | ---- | 970847 | ---- | 970847 |
| MTX125R | | 84-89 | 970026 | 970632 | ---- | 970847 |
| MTX125RWD | | 83-84 | ---- | 970847 | ---- | 970847 |
| NXR125 | | 05-09 | ---- | 970877 | ---- | 970880 |
| SL125K1 | | 76 | ---- | 970840 | ---- | 970840 |
| SL125K2 | | 77-80 | ---- | 970847 | ---- | 970847 |
| TL125 | | 84-88 | ---- | 970869 | ---- | 970869 |
| TL125S | | 76 | ---- | 970847 | ---- | 970847 |
| XL125 | | 76 | ---- | 970847 | ---- | 970847 |
| XL125 | | 77-78 | ---- | 970840 | ---- | 970847 |
| XL125K2 | | 77-78 | ---- | 970847 | ---- | 970847 |
| XL125K3 | | 79-81 | ---- | 970840 | ---- | 970847 |
| XL125R | | 82-85 | ---- | 970847 | ---- | 970847 |
| XL125S | | 79-84 | ---- | 970847 | ---- | 970847 |
| XL125S | | 85 | ---- | 970876 | ---- | 970847 |
| XL125V | Varadero | 01-11 | 970124 | 970711 | 970037 | 970642 |
| XL125V | Varadero DX Version | 12-15 | 970124 | 970711 | 970037 | 970642 |

VESRAH BRAKES

| MODEL | NAME | YEAR | FRONT ORGANIC | FRONT FULL METAL | REAR ORGANIC | REAR FULL METAL |
|------------------------|------------------------------|-------|---------------|------------------|--------------|-----------------|
| HONDA CONTINUED | | | | | | |
| XLR125 | (JD04) | 82-87 | 970015 | 970624 | ---- | 970847 |
| XLR125R | | 98-01 | 970031 | 970637 | ---- | 970847 |
| XLS125 | | 79-87 | ---- | 970847 | ---- | 970847 |
| XR125 | | 79-87 | ---- | 970847 | ---- | 970847 |
| XR125L | | 03-08 | 970031 | 970637 | ---- | 970847 |
| XR125SM | | 04 | 970031 | 970637 | 970247 | 972785 |
| CRF150F | | 03 | 970031 | 970637 | ---- | 970878 |
| CRF150F | | 04-05 | 970031 | 970637 | ---- | 970878 |
| CRF150F | | 06-15 | 970031 | 970637 | ---- | 970878 |
| CRF150R | | 06 | 970011 | 970620 | 970038 | 970643 |
| CRF150R | | 07-09 | 970011 | 970620 | 970038 | 970643 |
| CRF150R | | 10-15 | 970011 | 970620 | 970038 | 970643 |
| CRF150RB | | 07 | 970011 | 970620 | 970038 | 970643 |
| CRF150RB | | 08-09 | 970011 | 970620 | 970038 | 970643 |
| CRF150RB | | 10-15 | 970011 | 970620 | 970038 | 970643 |
| CRF150RII | | 06-09 | 970011 | 970620 | 970038 | 970643 |
| CRF150RII | | 13-15 | 970011 | 970620 | 970038 | 970643 |
| XL185S | | 79-83 | ---- | 970847 | ---- | 970847 |
| XR185 | | 79 | ---- | 970847 | ---- | 970847 |
| CTX200 | Bushlander | 04-07 | 970031 | 970637 | ---- | 970847 |
| CTX200A | Bushlander | 04-07 | 970031 | 970637 | ---- | 970847 |
| DF200E | | 98-00 | 970009 | 970618 | ---- | 970906 |
| MTX200R | | 83 | ---- | 970847 | ---- | 970847 |
| MTX200R | | 85 | 970015 | 970624 | ---- | 970847 |
| MTX200RII | | 85 | 970015 | 970624 | ---- | 970847 |
| MTX200RW | (MD07) | 83-84 | ---- | 970847 | ---- | 970847 |
| MTX200RW | (MD07) | 85 | 970015 | 970624 | ---- | 970847 |
| TLM200R | | 85-88 | ---- | 970847 | ---- | 970847 |
| TLR200 | | 82 | ---- | 970869 | ---- | 970869 |
| TLR200 | Reflex | 86-87 | ---- | 970847 | ---- | 970869 |
| TR200 | Fatcat | 86-87 | ---- | 970847 | ---- | 970847 |
| XL200R | | 83-84 | ---- | 970847 | ---- | 970847 |
| XL200R | | 85 | 970015 | 970624 | ---- | 970847 |
| XLR200R | | 93 | 970031 | 970637 | ---- | 970847 |
| XR200 | | 80-84 | ---- | 970847 | ---- | 970847 |
| XR200R | | 02 | ---- | ---- | ---- | 970847 |
| XR200R | | 81-88 | ---- | 970847 | ---- | 970847 |
| XR200R | | 89 | ---- | 970847 | ---- | 970847 |
| XR200R | | 90-91 | ---- | 970847 | ---- | 970847 |
| XR200R | | 92 | ---- | 970847 | ---- | 970847 |
| XR200R | | 93-01 | ---- | 970847 | ---- | 970847 |
| TLM220R | | 88-92 | 970030 | 970636 | ---- | 970847 |
| CRF230 | Easy Motard/Enduro/
Trial | 04 | 970031 | 970637 | 970038 | 970643 |
| CRF230F | | 03-16 | 970031 | 970637 | ---- | 970878 |
| CRF230L | | 08-15 | 970031 | 970637 | 970058 | 970664 |
| CRF230M | | 09 | 970031 | 970637 | 970058 | 970664 |
| SL230 | | 97 | 970031 | 970637 | 970058 | 970664 |
| SL230 | | 98 | 970031 | 970637 | 970058 | 970664 |
| SL230 | | 99-04 | 970031 | 970637 | 970058 | 970664 |
| XL230 | MC36 | 02 | ---- | 970877 | ---- | 970877 |
| XR230 | Motard | 05-10 | 970031 | 970637 | 970058 | 970664 |
| CR250M | | 76 | ---- | 970846 | ---- | 970846 |
| CR250R | | 02 | 970031 | 970637 | 970038 | 970643 |
| CR250R | | 03-07 | 970031 | 970637 | 970038 | 970643 |
| CR250R | Elsinore | 78-80 | ---- | 970857 | ---- | 970858 |
| CR250R | | 81-82 | ---- | 970868 | ---- | 970876 |
| CR250R | | 83 | ---- | 970864 | ---- | 970876 |
| CR250R | | 84-85 | 970015 | 970624 | ---- | 970863 |
| CR250R | | 86 | 970015 | 970624 | ---- | 970862 |
| CR250R | | 87-94 | 970018 | 970626 | 970022 | 970630 |
| CR250R | | 95-01 | 970031 | 970637 | 970022 | 970630 |
| CRE250 | | 02 | 970031 | 970637 | 970038 | 970643 |
| CRE250 | | 97-01 | 970031 | 970637 | 970022 | 970630 |

- accessories
- body
- handlebar & grips
- cables & levers
- exhaust
- engine
- fuel & intake
- electrical & ignition
- clutch
- drive
- bearings
- brakes**
- steering & suspension
- tires
- tools & shop

VESRAH BRAKES

| MODEL | NAME | YEAR | FRONT ORGANIC | FRONT FULL METAL | REAR ORGANIC | REAR FULL METAL |
|------------------------|------------------------|-------|---------------|------------------|--------------|-----------------|
| HONDA CONTINUED | | | | | | |
| CRE250F | Enduro | 04 | 970031 | 970637 | 970038 | 970643 |
| CRE250R | Enduro | 02-04 | 970031 | 970637 | 970038 | 970643 |
| CRF250L | Made in Thailand | 12-15 | 985020 | 985110 | 972765 | 972764 |
| CRF250M | Made in Thailand | 12-15 | 985020 | 985110 | 972765 | 972764 |
| CRF250R | | 04-15 | 970031 | 970637 | 970038 | 970643 |
| CRF250R (Racing Pads) | | 04-15 | ----- | 985103 | ----- | 985127 |
| CRF250X | | 04-15 | 970031 | 970637 | 970038 | 970643 |
| CRF450R (Racing Pads) | | 05-15 | ----- | 985103 | ----- | 985127 |
| CRM250AR | | 97 | 970031 | 970637 | 970022 | 970630 |
| CRM250R | | 89-90 | 970018 | 970626 | 970027 | 970633 |
| CRM250R | | 91-94 | 970018 | 970626 | 970038 | 970643 |
| CT250S | Silk Road | 81 | ----- | 970846 | ----- | 970859 |
| MR250 | Elsinore | 76 | ----- | 970845 | ----- | 970846 |
| MT250F | Elsinore | 83 | 970047 | 970652 | ----- | 970846 |
| MT250K1 | | 76 | ----- | 970845 | ----- | 970846 |
| NX250 | AX-1 | 88-89 | 970018 | 970626 | ----- | 970860 |
| NX250 | AX-1 | 90 | 970031 | 970637 | ----- | 970860 |
| NX250J | AX-1 | 88-94 | 970018 | 970626 | 970027 | 970633 |
| TL250 | | 75-76 | ----- | 970847 | ----- | 970847 |
| TLR250R | | 86 | ----- | 970847 | ----- | 970847 |
| XL250 | | 76 | ----- | 970845 | ----- | 970846 |
| XL250 | Degree | 91-95 | 970031 | 970637 | ----- | 970860 |
| XL250K1 | | 74 | ----- | 970845 | ----- | 970846 |
| XL250K2 | | 75 | ----- | 970845 | ----- | 970846 |
| XL250R | | 82-87 | ----- | 970876 | ----- | 970860 |
| XL250S | | 78-79 | ----- | 970846 | ----- | 970860 |
| XL250S | | 80-81 | ----- | 970846 | ----- | 970856 |
| XLR250 | (MD03) | 82-83 | ----- | 970862 | ----- | 970860 |
| XLR250 | (MD11) | 84-87 | ----- | 970862 | ----- | 970860 |
| XLR250R | | 85-87 | 970015 | 970624 | ----- | 970860 |
| XLR250R | Baja | 88 | 970018 | 970626 | 970027 | 970633 |
| XLR250R | Baja | 89-90 | 970031 | 970637 | 970027 | 970633 |
| XLR250R | Baja | 91-92 | 970031 | 970637 | 970022 | 970630 |
| XLR250RIII | Baja | 88 | 970018 | 970626 | 970027 | 970633 |
| XLR250RIII | Baja | 90 | 970031 | 970637 | 970027 | 970633 |
| XLR250RIII | Baja | 91-92 | 970031 | 970637 | 970022 | 970630 |
| XLS250S | (MD01) | 78-80 | ----- | 970846 | ----- | 970860 |
| XLS250S | (MD01) | 81 | ----- | 970846 | ----- | 970856 |
| XR250 | | 00-07 | 970031 | 970637 | 970022 | 970630 |
| XR250 | | 79-80 | ----- | 970846 | ----- | 970860 |
| XR250 | | 95-98 | 970031 | 970637 | 970022 | 970630 |
| XR250III | Baja | 95-03 | 970031 | 970637 | 970022 | 970630 |
| XR250L | | 91-96 | 970031 | 970637 | 970022 | 970630 |
| XR250R | | 81-82 | ----- | 970868 | ----- | 970860 |
| XR250R | | 84-87 | 970015 | 970624 | ----- | 970847 |
| XR250R | | 88-91 | 970018 | 970626 | ----- | 970847 |
| XR250R | | 92-95 | 970018 | 970626 | 970022 | 970630 |
| XR250R | | 96-04 | 970031 | 970637 | 970022 | 970630 |
| XR250SM | | 04 | 970031 | 970637 | 970038 | 970643 |
| CRE260 | | 95-98 | 970031 | 970637 | 970022 | 970630 |
| TLM260R | | 90 | 970030 | 970636 | 970027 | 970633 |
| XR300R | | 10 | 970031 | 970637 | 970022 | 970630 |
| SL350 | | 71 | ----- | 970843 | ----- | 970848 |
| XL350 | | 74 | ----- | 970845 | ----- | 970846 |
| XL350 | | 76-78 | ----- | 970845 | ----- | 970846 |
| XL350K1 | | 75 | ----- | 970845 | ----- | 970846 |
| XL350R | | 84-85 | 970015 | 970624 | ----- | 970860 |
| XLR350R | (ND03) | 84-87 | 970015 | 970624 | ----- | 970860 |
| XR350R | | 83 | ----- | 970863 | ----- | 970847 |
| XR350R | | 84-87 | 970015 | 970624 | ----- | 970847 |
| XL400R | | 82 | ----- | 970867 | ----- | 970847 |
| XL400VN | Transalp 400V | 91 | 970057 | 970663 | 970024 | 970631 |
| XR400 | Motard | 05-08 | 970029 | 970635 | 970022 | 970630 |
| XR400M | Supermotard/ND08/C38E) | 06-08 | 970062 | 970668 | 970022 | 970630 |

VESRAH BRAKES

| MODEL | NAME | YEAR | FRONT ORGANIC | FRONT FULL METAL | REAR ORGANIC | REAR FULL METAL |
|------------------------|------------------|-------|---------------|------------------|--------------|-----------------|
| HONDA CONTINUED | | | | | | |
| XR400R | | 96-06 | 970031 | 970637 | 970022 | 970630 |
| XR400RT | Acier (NE03) | 96-98 | 970031 | 970637 | 970022 | 970630 |
| XR400SM | | 04 | 970031 | 970637 | 970038 | 970643 |
| XR400SM | Motard | 05 | 970029 | 970635 | 970022 | 970630 |
| XR440R | | 00 | 970031 | 970637 | 970058 | 970664 |
| XR440R | | 01-03 | 970031 | 970637 | 970058 | 970664 |
| XR440R | | 04 | 970031 | 970637 | 970038 | 970643 |
| XR440R | | 05 | 970031 | 970637 | 970038 | 970643 |
| XR440SM | | 04 | 970031 | 970637 | 970038 | 970643 |
| CR450R | Elsinore 450 | 81 | ----- | 970868 | ----- | 970876 |
| CRE450F | Enduro/Supermoto | 02-04 | 970031 | 970637 | 970038 | 970643 |
| CRF450R | | 02-15 | 970031 | 970637 | 970038 | 970643 |
| CRF450X | | 05-15 | 970031 | 970637 | 970038 | 970643 |
| CR480R | | 82 | ----- | 970868 | ----- | 970876 |
| CR480R | | 83 | ----- | 970864 | ----- | 970862 |
| CR500R | | 84-85 | 970015 | 970624 | ----- | 970863 |
| CR500R | | 86 | 970015 | 970624 | ----- | 970862 |
| CR500R | | 87-94 | 970018 | 970626 | 970022 | 970630 |
| CR500R | | 95-01 | 970031 | 970637 | 970022 | 970630 |
| XL500R | | 82 | ----- | 970867 | ----- | 970856 |
| XL500R | (PD02) | 83-84 | 970015 | 970624 | ----- | 970856 |
| XL500R | | 87 | 970015 | 970624 | ----- | 970856 |
| XL500S | | 79-80 | ----- | 970846 | ----- | 970856 |
| XL500S | | 81 | ----- | 970858 | ----- | 970859 |
| XR500 | | 79-80 | ----- | 970857 | ----- | 970856 |
| XR500R | | 79-80 | ----- | 970857 | ----- | 970856 |
| XR500R | | 81-82 | ----- | 970868 | ----- | 970856 |
| XR500R | | 83-84 | 970015 | 970624 | ----- | 970847 |
| XL600R | | 83-87 | 970015 | 970624 | ----- | 970856 |
| XL600V | Transalp (PD06) | 87-88 | 970010 | 970619 | ----- | 970856 |
| XL600V | Transalp | 89-90 | 970010 | 970619 | ----- | 970856 |
| XL600V | Transalp (PD06) | 91-93 | 970057 | 970663 | 970024 | 970631 |
| XL600V | Transalp (PD06) | 94-96 | 970062 | 970668 | 970024 | 970631 |
| XL600V | Transalp (PD10) | 97-98 | 970031 | 970637 | 970024 | 970631 |
| XR600R | | 85-87 | 970015 | 970624 | ----- | 970847 |
| XR600R | | 88-90 | 970018 | 970626 | ----- | 970847 |
| XR600R | | 91-92 | 970018 | 970626 | 970058 | 970664 |
| XR600R | | 93 | 970031 | 970637 | 970022 | 970630 |
| XR600R | | 94-00 | 970018 | 970626 | 970022 | 970630 |
| VIGOR 650 | Vigor | 99 | 970256 | 970798 | 970251 | 970795 |
| XL650 | Trassalp | 00-07 | 970031 | 970637 | 970024 | 970631 |
| XR650L (Racing Pads) | | 15 | ----- | 985103 | ----- | 985128 |
| XR650L | | 93-15 | 970031 | 970637 | 970022 | 970630 |
| XR650R | | 00-07 | 970031 | 970637 | 970022 | 970630 |
| VL750R | | 84 | 970010 | 970619 | ----- | ----- |
| XRV750 | Africa Twin | 90-92 | 970020 | 970628 | 970024 | 970631 |
| XRV750 | Africa Twin | 93-01 | 970031 | 970637 | 970024 | 970631 |
| XRV750A | Twin (RD04) | 90-92 | 970020 | 970628 | 970024 | 970631 |
| XRV750A | Twin (RD04 RD07) | 93-98 | 970031 | 970637 | 970024 | 970631 |
| HUSABERG | | | | | | |
| TE125 | 2T | 13-14 | 970248 | 970791 | 970272 | 970821 |
| FE250 | | 13-14 | 970248 | 970791 | 970272 | 970821 |
| TE250 | 2T | 11-14 | 970248 | 970791 | 970272 | 970821 |
| FE300 | 2T | 11 | 970248 | 970791 | 970272 | 970821 |
| TE300 | 2T | 11-14 | 970248 | 970791 | 970272 | 970821 |
| 350E | | 91-92 | 970243 | 970789 | 970184 | 970755 |
| 350E | | 93 | 970248 | 970791 | 970184 | 970755 |
| FE350 | | 13-14 | 970248 | 970791 | 970272 | 970821 |
| FE390 | | 10-14 | 970248 | 970791 | 970272 | 970821 |
| FC400 | | 99 | 970248 | 970791 | 970251 | 970795 |
| FE400 | | 99 | 970248 | 970791 | 970251 | 970795 |
| FE400E | | 99-02 | 970248 | 970791 | 970251 | 970795 |
| FS400C | Super Motard | 01-04 | 970147 | 970730 | 970251 | 970795 |

- accessories
- body
- handlebar & grips
- cables & levers
- exhaust
- engine
- fuel & intake
- electrical & ignition
- clutch
- drive
- bearings
- brakes**
- steering & suspension
- tires
- tools & shop

VESRAH BRAKES

| MODEL | NAME | YEAR | FRONT ORGANIC | FRONT FULL METAL | REAR ORGANIC | REAR FULL METAL |
|---------------------------|--------------|-------|---------------|------------------|--------------|-----------------|
| HUSABERG CONTINUED | | | | | | |
| FS400E | Super Motard | 01-04 | 970147 | 970730 | 970251 | 970795 |
| FE450 | | 09-13 | 970248 | 970791 | 970272 | 970821 |
| FE450E | | 06 | 970248 | 970791 | 970251 | 970795 |
| FS450C/E | | 06 | ----- | ----- | 970251 | 970795 |
| FX450 | Enduro | 10-11 | 970248 | 970791 | 970272 | 970821 |
| FC470 | | 01 | 970248 | 970791 | 970251 | 970795 |
| FX470E | | 01 | 970248 | 970791 | 970251 | 970795 |
| 499C | | 92 | 970243 | 970789 | 970184 | 970755 |
| 500E | | 91-92 | 970243 | 970789 | 970184 | 970755 |
| 501C | | 93 | 970248 | 970791 | 970184 | 970755 |
| FC501 | | 99 | 970248 | 970791 | 970251 | 970795 |
| FE501 | | 99 | 970248 | 970791 | 970251 | 970795 |
| FE501E | | 99-02 | 970248 | 970791 | 970251 | 970795 |
| FX501E | | 99 | 970248 | 970791 | 970251 | 970795 |
| FE501 | | 13-14 | 970248 | 970791 | 970272 | 970821 |
| FC550 | | 01-02 | 970248 | 970791 | 970251 | 970795 |
| FE550E | | 06 | 970248 | 970791 | 970251 | 970795 |
| FE570 | Enduro | 09-14 | 970248 | 970791 | 970272 | 970821 |
| 600C | | 92 | 970243 | 970789 | 970184 | 970755 |
| 600C | | 93 | 970248 | 970791 | 970184 | 970755 |
| 600E | | 93 | 970248 | 970791 | 970184 | 970755 |
| FE600E | | 99 | 970248 | 970791 | 970251 | 970795 |
| FX600 | | 99 | 970248 | 970791 | 970251 | 970795 |
| FE650E | | 00-02 | 970248 | 970791 | 970251 | 970795 |
| FE650E | | 06 | 970248 | 970791 | 970251 | 970795 |
| FS650C | Super Motard | 01-04 | 970147 | 970730 | 970251 | 970795 |
| FS650C/E | | 06 | ----- | ----- | 970251 | 970795 |
| FS650E | Super Motard | 01-04 | 970147 | 970730 | 970251 | 970795 |
| FX650E | | 01 | 970248 | 970791 | 970251 | 970795 |
| HUSQVARNA | | | | | | |
| 50 Husky Boy | | 01 | 970226 | 970226 | ----- | ----- |
| 50 Husky Boy J | | 01 | 970226 | 970226 | ----- | ----- |
| 50 Husky Boy R | | 01 | 970226 | 970226 | ----- | ----- |
| 50 Husky Boy S | | 01 | 970226 | 970226 | ----- | ----- |
| CR50 | Junior | 05 | 985013 | ----- | 985025 | 970816 |
| CR50 | Senior Pro | 05 | 985013 | ----- | 985025 | 970816 |
| CR50 | | 11 | 985025 | 970816 | 985025 | 970816 |
| CR50 | | 98 | 970247 | 972785 | ----- | 970929 |
| SM50 | | 02 | 970278 | 970278 | 970247 | 972785 |
| SM50 | | 11-15 | 985025 | 970816 | 985025 | 970816 |
| WR50 | | 02 | 970278 | 970278 | 970247 | 972785 |
| CR65 | | 12-15 | 985025 | 970816 | 985025 | 970816 |
| TC85 | | 14-15 | 985097 | 985113 | 985121 | 985129 |
| CR125 | | 06-15 | 970248 | 970791 | 970272 | 970821 |
| CR125 | | 85-88 | 970216 | 970783 | ----- | ----- |
| CR125 | | 98-99 | 970248 | 970791 | 970251 | 970795 |
| SM125S | | 02-06 | 970248 | 970791 | 970251 | 970795 |
| SM125S | | 08-14 | 970248 | 970791 | 970251 | 970795 |
| SM125S | 4T | 11-14 | 970248 | 970791 | 970251 | 970795 |
| SMS125 | 2T | 02-13 | 970248 | 970791 | 970251 | 970795 |
| SMS-4 125 | 4T | 10-13 | 970248 | 970791 | 970251 | 970795 |
| SRM125 | | 11-13 | 970248 | 970791 | 970251 | 970795 |
| TC125 | | 14 | 970248 | 970791 | 970272 | 970821 |
| TE125 | 4T | 11-14 | 970248 | 970791 | 970251 | 970795 |
| TE125 | | 14 | 970248 | 970791 | 970272 | 970821 |
| WMX125 | | 90 | 970216 | 970783 | ----- | ----- |
| WMX125 | | 91 | 970243 | 970789 | 970184 | 970755 |
| WMX125 | | 92 | 970143 | 970726 | 970009 | 970618 |
| WR125 | | 06-13 | 970248 | 970791 | 970272 | 970821 |
| WR125 | | 85-86 | 970243 | 970789 | ----- | ----- |
| WR125 | | 98-02 | 970248 | 970791 | 970251 | 970795 |
| WRE125 | | 02-13 | 970248 | 970791 | 970251 | 970795 |
| WRK125 | | 88 | 970243 | 970789 | ----- | ----- |
| WXC125 | | 94 | 970143 | 970726 | 970009 | 970618 |

VESRAH BRAKES

| MODEL | NAME | YEAR | FRONT ORGANIC | FRONT FULL METAL | REAR ORGANIC | REAR FULL METAL |
|----------------------------|---------------|-------|---------------|------------------|--------------|-----------------|
| HUSQVARNA CONTINUED | | | | | | |
| WXC125 | | 96 | 970248 | 970791 | 970251 | 970795 |
| WXE125 | | 90 | 970243 | 970789 | ----- | ----- |
| WXE125 | | 91 | 970243 | 970789 | 970184 | 970755 |
| WXE125 | | 92-94 | 970143 | 970726 | 970009 | 970618 |
| WXE125 | | 95-96 | 970248 | 970791 | 970251 | 970795 |
| XC125 | | 85 | 970216 | 970783 | ----- | ----- |
| CR250 | | 85-87 | 970216 | 970783 | ----- | ----- |
| CR250 | | 99 | 970248 | 970791 | 970251 | 970795 |
| FC250 | | 14-15 | 970248 | 970791 | 970272 | 970821 |
| FC250 (Racing Pads) | | 14-15 | ----- | 985114 | ----- | 985130 |
| FF250 | | 14-15 | 970248 | 970791 | 970272 | 970821 |
| SRM250 | | 10-13 | 970248 | 970791 | 970272 | 970821 |
| TC250 | | 02-03 | 970248 | 970791 | 970251 | 970795 |
| TC250 | | 04-05 | 970248 | 970791 | 970272 | 970821 |
| TC250 | | 06-09 | 970248 | 970791 | 970272 | 970821 |
| TC250 | | 10-14 | 970248 | 970791 | 970272 | 970821 |
| TC250R | (4T) | 13 | 970248 | 970791 | 970272 | 970821 |
| TE250 | | 02-05 | 970248 | 970791 | 970251 | 970795 |
| TE250 | | 06-14 | 970248 | 970791 | 970272 | 970821 |
| TE250R | (4T) | 13-14 | 970248 | 970791 | 970272 | 970821 |
| TXC250 | Cross Country | 08-12 | 970248 | 970791 | 970272 | 970821 |
| TXC250R | Cross Country | 13 | 970248 | 970791 | 970272 | 970821 |
| WMX250 | | 92 | 970143 | 970726 | 970009 | 970618 |
| WR250 | | 06-13 | 970248 | 970791 | 970272 | 970821 |
| WR250 | | 87-88 | 970243 | 970789 | ----- | ----- |
| WR250 | | 98-02 | 970248 | 970791 | 970251 | 970795 |
| WXC250 | | 93-94 | 970143 | 970726 | 970009 | 970618 |
| WXC250 | | 96 | 970248 | 970791 | 970251 | 970795 |
| WXE250 | | 90 | 970243 | 970789 | ----- | ----- |
| WXE250 | | 91 | 970243 | 970789 | 970184 | 970755 |
| WXE250 | | 92-94 | 970143 | 970726 | 970009 | 970618 |
| WXE250 | | 95-96 | 970248 | 970791 | 970251 | 970795 |
| XC250 | | 85 | 970216 | 970783 | ----- | ----- |
| XC250 | | 87-88 | 970243 | 970789 | ----- | ----- |
| WXE260 | | 91 | 970243 | 970789 | 970184 | 970755 |
| WXE260 | | 92 | 970143 | 970726 | 970009 | 970618 |
| TC300 | | 14 | 970248 | 970791 | 970272 | 970821 |
| TE300 | | 14 | 970248 | 970791 | 970272 | 970821 |
| TE300R | (4T) | 13 | 970248 | 970791 | 970272 | 970821 |
| TXC300R | Cross Country | 13 | 970248 | 970791 | 970272 | 970821 |
| WR300 | | 09-14 | 970248 | 970791 | 970272 | 970821 |
| TE310 | (4T) | 09-14 | 970248 | 970791 | 970272 | 970821 |
| FC350 | | 14-15 | 970248 | 970791 | 970272 | 970821 |
| FC350 (Racing Pads) | | 14-15 | ----- | 985114 | ----- | 985130 |
| FE350 | | 14-15 | 970248 | 970791 | 970272 | 970821 |
| WMX350 | | 92 | 970143 | 970726 | 970009 | 970618 |
| WXC350 | | 93-94 | 970143 | 970726 | 970009 | 970618 |
| WXE350 | | 91 | 970243 | 970789 | 970184 | 970755 |
| WXE350 | | 94 | 970143 | 970726 | 970009 | 970618 |
| WXE350 | | 95 | 970248 | 970791 | 970251 | 970795 |
| WR360 | | 98-01 | 970248 | 970791 | 970251 | 970795 |
| WXC360 | | 93 | 970143 | 970726 | 970009 | 970618 |
| WXC360 | | 94 | 970143 | 970726 | 970009 | 970618 |
| WXC360 | | 96 | 970248 | 970791 | 970251 | 970795 |
| WXE360 | | 94-95 | 970143 | 970726 | 970009 | 970618 |
| WXE360 | | 96 | 970248 | 970791 | 970251 | 970795 |
| TE400 | | 01 | 970248 | 970791 | 970251 | 970795 |
| XC400 | Enduro | 85 | 970216 | 970783 | ----- | ----- |
| TE410 | | 98-99 | 970248 | 970791 | 970251 | 970795 |
| WEC410 | | 96 | 970248 | 970791 | 970251 | 970795 |
| WXC410 | | 96 | 970248 | 970791 | 970251 | 970795 |
| AE430 | Enduro | 85 | 970216 | 970783 | ----- | ----- |
| AE430 | Auto | 87 | 970243 | 970789 | ----- | ----- |
| CR430 | | 87 | 970243 | 970789 | ----- | ----- |
| WR430 | | 87 | 970243 | 970789 | ----- | ----- |

- accessories
- body
- handlebar & grips
- cables & levers
- exhaust
- engine
- fuel & intake
- electrical & ignition
- clutch
- drive
- bearings
- brakes**
- steering & suspension
- tires
- tools & shop

VESRAH BRAKES

| MODEL | NAME | YEAR | FRONT ORGANIC | FRONT FULL METAL | REAR ORGANIC | REAR FULL METAL |
|----------------------------|---------------------------------|-------|---------------|------------------|--------------|-----------------|
| HUSQVARNA CONTINUED | | | | | | |
| XC430 | | 87 | 970243 | 970789 | ----- | ----- |
| SMR449 | | 11-14 | 970269 | 970814 | 970272 | 970821 |
| TC449 | (4T) | 11-14 | 970248 | 970791 | 970272 | 970821 |
| TE449 | (4T) | 11-14 | 970248 | 970791 | 970272 | 970821 |
| FC450 | | 14-15 | 970248 | 970791 | 970272 | 970821 |
| FC450 (Racing Pads) | | 14-15 | ----- | 985114 | ----- | 985130 |
| FE450 | | 14 | 970248 | 970791 | 970272 | 970821 |
| SM450 | Supermotard (twin pin fixing) | 01-04 | 970104 | 970695 | 970251 | 970795 |
| SM450 | Supermotard (single pin fixing) | 01-05 | 970246 | 970790 | 970251 | 970795 |
| SM450R | | 05 | 970269 | 970814 | 970251 | 970795 |
| SM450R | Radial Caliper | 07-10 | 970269 | 970814 | 970272 | 970821 |
| SMR 450RR | Radial Caliper | 06-08 | 970269 | 970814 | 970272 | 970821 |
| TXC450 | Cross Country | 08-11 | 970248 | 970791 | 970272 | 970821 |
| CR500 | | 85-86 | 970216 | 970783 | ----- | ----- |
| TC500 | | 86 | 970216 | 970783 | ----- | ----- |
| FE501 | | 14-15 | 970248 | 970791 | 970272 | 970821 |
| SM510R | | 05 | 970246 | 970790 | 970251 | 970795 |
| SM510R | Radial caliper | 06-10 | 970269 | 970814 | 970272 | 970821 |
| TC510 | | 02-04 | 970248 | 970791 | 970251 | 970795 |
| TC510 | | 05-07 | 970248 | 970791 | 970272 | 970821 |
| TC510 | | 07-10 | 970248 | 970791 | 970272 | 970821 |
| TE510 | | 04 | 970248 | 970791 | 970251 | 970795 |
| TE510 | | 05-10 | 970248 | 970791 | 970272 | 970821 |
| TE510 | | 86-87 | 970216 | 970783 | ----- | ----- |
| TX510 | | 87-88 | 970243 | 970789 | ----- | ----- |
| TXC510 | Cross Country | 08-10 | 970248 | 970791 | 970272 | 970821 |
| WMX510 | | 90 | 970243 | 970789 | 970184 | 970755 |
| WXE510 | | 90 | 970243 | 970789 | 970184 | 970755 |
| XC510 | | 85 | 970216 | 970783 | ----- | ----- |
| SMR511 | | 11-15 | 970269 | 970814 | 970272 | 970821 |
| TE511 | | 11-15 | 970248 | 970791 | 970272 | 970821 |
| TXC511 | Cross Country | 11-15 | 970248 | 970791 | 970272 | 970821 |
| SM570 | Supermotard (twin pin fixing) | 01-04 | 970104 | 970695 | 970251 | 970795 |
| SM570 | Supermotard (single pin fixing) | 01-05 | 970246 | 970790 | 970251 | 970795 |
| SM570R | | 01-02 | 970246 | 970790 | 970251 | 970795 |
| TE570 | | 01 | 970248 | 970791 | 970251 | 970795 |
| TE570 | | 01-02 | 970248 | 970791 | 970251 | 970795 |
| SM610 | Supermotard (twin pin fixing) | 01-04 | 970104 | 970695 | 970251 | 970795 |
| SM610 | Supermotard (single pin fixing) | 01-05 | 970246 | 970790 | 970251 | 970795 |
| SM610 | | 99 | 970248 | 970791 | 970251 | 970795 |
| SM610 IE | | 07-09 | 970269 | 970814 | 970251 | 970795 |
| TC610 | | 98 | 970104 | 970695 | 970251 | 970795 |
| TC610 | | 99 | 970248 | 970791 | 970251 | 970795 |
| TE610 | Super Motard | 98 | 970104 | 970695 | 970251 | 970795 |
| TE610 | | 99 | 970248 | 970791 | 970251 | 970795 |
| TE610/IE | | 06-09 | 970248 | 970791 | 970251 | 970795 |
| VMX610 | | 91 | 970243 | 970789 | 970184 | 970755 |
| WEX610 | | 92 | 970143 | 970726 | 970009 | 970618 |
| WMX610 | | 92 | 970143 | 970726 | 970009 | 970618 |
| WXC610 | | 93-94 | 970243 | 970789 | 970184 | 970755 |
| WXC610 | | 96 | 970248 | 970791 | 970251 | 970795 |
| WXE610 | | 91 | 970243 | 970789 | 970184 | 970755 |
| WXE610 | | 94 | 970243 | 970789 | 970184 | 970755 |
| WXE610 | | 95-96 | 970248 | 970791 | 970251 | 970795 |
| SM630 | | 09-15 | 970269 | 970814 | 970272 | 970821 |
| SMS630 | | 10-11 | 970269 | 970814 | 970251 | 970795 |
| SRM630 | | 10 | 970246 | 970790 | 970251 | 970795 |
| TE630 | | 10-15 | 970248 | 970791 | 970272 | 970821 |
| STR650 CRC | | 07-15 | 970269 | 970814 | 970251 | 970795 |

VESRAH BRAKES

| MODEL | NAME | YEAR | FRONT ORGANIC | FRONT FULL METAL | REAR ORGANIC | REAR FULL METAL |
|----------------------------|----------------------|-------|---------------|------------------|--------------|-----------------|
| HUSQVARNA CONTINUED | | | | | | |
| TR650 | Terra (Spoke Wheels) | 13-14 | 970256 | 970798 | 970251 | 970795 |
| TR650 | Strad (Cast Wheels) | 13-15 | 970256 | 970798 | 970251 | 970795 |
| SM701 | | 15 | 970269 | 970814 | 970251 | 970795 |
| HYOSUNG | | | | | | |
| RT125 | Karion | 02-06 | 970014 | 970623 | ----- | 970906 |
| RT125 | Karion | 07-15 | 970014 | 970623 | 970014 | 970623 |
| RX 125 | | 01-15 | 970014 | 970623 | ----- | 970906 |
| XRX 125 | Enduro | 04-15 | 970014 | 970623 | ----- | 970906 |
| XRX 125 | Supermoto | 07-15 | 970014 | 970623 | 970124 | 970711 |
| JINCHENG | | | | | | |
| JC125 | 2A/3A | 97 | 970092 | 972763 | ----- | ----- |
| JC125 | 2B | 97 | 970058 | 970664 | ----- | ----- |
| JC125 | 7B | 97 | 970149 | 970149 | ----- | ----- |
| KAWASAKI | | | | | | |
| KDX50 | | 03-06 | ----- | 970916 | ----- | 970916 |
| KMX50 | KS-1 | 88-89 | 970145 | 970728 | ----- | 970915 |
| KMX50 | KSR-1 | 90-95 | 970145 | 970728 | 970184 | 970755 |
| KX60 | | 83-03 | ----- | 970944 | ----- | 970944 |
| KX65 | | 00-15 | 970197 | 970768 | 970009 | 970618 |
| KX65 | Monster Energy | 09 | 970197 | 970768 | 970009 | 970618 |
| AE80 | | 81-82 | ----- | 970915 | ----- | 970915 |
| KD80 | Mini | 75-76 | ----- | 970915 | ----- | 970915 |
| KD80 | Mini | 80-87 | ----- | 970915 | ----- | 970915 |
| KD80 | Mini | 88-90 | 970145 | 970728 | ----- | 970915 |
| KDX80 | Mini | 80-83 | ----- | 970941 | ----- | 970941 |
| KDX80 | Mini | 84-88 | ----- | 970942 | ----- | 970942 |
| KMX80 | KS-II | 88-89 | 970145 | 970728 | ----- | 970915 |
| KMX80 | KSR-II | 90-95 | 970145 | 970728 | 970184 | 970755 |
| KX80 | Mini | 79-82 | ----- | 970941 | ----- | 970941 |
| KX80 | Mini | 83 | ----- | 970942 | ----- | 970944 |
| KX80 | Mini | 84-87 | 970145 | 970728 | ----- | 970944 |
| KX80 | ALU | 86-87 | 970145 | 970728 | ----- | 970944 |
| KX80 | Big Wheel | 87 | 970145 | 970728 | ----- | 970944 |
| KX80 | Big Wheel | 88-94 | 970145 | 970728 | 970011 | 970620 |
| KX80 | ALU | 88-96 | 970145 | 970728 | 970011 | 970620 |
| KX80 | Mini | 88-96 | 970145 | 970728 | 970011 | 970620 |
| KX80 | Mini | 97 | 970195 | 970766 | 970011 | 970620 |
| KX80 | ALU | 97-98 | 970195 | 970766 | 970011 | 970620 |
| KX80 | | 98-00 | 970195 | 970766 | 970011 | 970620 |
| KX85 | | 01-15 | 970195 | 970766 | 970011 | 970620 |
| KX85-II | Large Wheel | 05-15 | 970195 | 970766 | 970011 | 970620 |
| KD100 | Mini | 76-79 | ----- | 970915 | ----- | 970915 |
| KE100 | | 76-01 | ----- | 970915 | ----- | 970915 |
| KM100 | | 76-81 | ----- | 970915 | ----- | 970915 |
| KV100 | | 76 | ----- | 970915 | ----- | 970915 |
| KX100 | KX100 | 09-15 | 970195 | 970766 | 970011 | 970620 |
| KX100 | | 95-96 | 970145 | 970728 | 970011 | 970620 |
| KX100 | | 97-08 | 970195 | 970766 | 970011 | 970620 |
| KL110 | KSR110 | 03-13 | 970197 | 970768 | 970009 | 970618 |
| KL110 | KSR-PRO | 14-15 | 970197 | 970768 | 970009 | 970618 |
| KLX110 | | 02-15 | ----- | 970944 | ----- | 970915 |
| KLX110L | | 10-15 | ----- | 970944 | ----- | 970915 |
| KD125 | | 76-79 | ----- | 970936 | ----- | 970937 |
| KDX125 | | 90-97 | 970145 | 970728 | 970189 | 970760 |
| KDX125 | KDX125SR | 90-97 | 970145 | 970728 | 970189 | 970760 |
| KE125 | | 76-85 | ----- | 970936 | ----- | 970937 |
| KE125 | | 86-87 | 970184 | 970755 | ----- | 970906 |
| KLX125 | KLX125 | 03-06 | ----- | 970913 | ----- | 970913 |
| KLX125 | D-Tracker 125 | 10-15 | 970143 | 970726 | 970009 | 970618 |
| KLX125 | KLX125 | 10-15 | 970143 | 970726 | 970009 | 970618 |
| KLX125L | | 03-06 | 970154 | 970734 | ----- | 970913 |
| KMX125 | | 86-86 | 970145 | 970728 | 970184 | 970755 |
| KMX125 | | 87-98 | 970169 | 970748 | 970184 | 970755 |

- accessories
- body
- handlebar & grips
- cables & levers
- exhaust
- engine
- fuel & intake
- electrical & ignition
- clutch
- drive
- bearings
- brakes**
- steering & suspension
- tires
- tools & shop

VESRAH BRAKES

| MODEL | NAME | YEAR | FRONT ORGANIC | FRONT FULL METAL | REAR ORGANIC | REAR FULL METAL |
|---------------------------|---------------|-------|---------------|------------------|--------------|-----------------|
| KAWASAKI CONTINUED | | | | | | |
| KS125 | | 76-85 | ----- | 970936 | ----- | 970937 |
| KS125 | | 86-87 | 970184 | 970755 | ----- | 970906 |
| KX125 | | 01-08 | 970031 | 970637 | 970022 | 970630 |
| KX125 | | 74-76 | ----- | 970936 | ----- | 970937 |
| KX125 | | 78-81 | ----- | 970936 | ----- | 970937 |
| KX125 | | 82 | 970145 | 970728 | ----- | 970937 |
| KX125 | | 83-85 | 970184 | 970755 | ----- | ----- |
| KX125 | | 86 | 970184 | 970755 | 970184 | 970755 |
| KX125 | | 87-88 | 970187 | 970758 | 970184 | 970755 |
| KX125 | | 89-93 | 970143 | 970726 | 970189 | 970760 |
| KX125 | | 94 | 970031 | 970637 | 970189 | 970760 |
| KX125 | | 95-96 | 970031 | 970637 | 970022 | 970630 |
| KX125 | | 97-00 | 970018 | 970626 | 970022 | 970630 |
| KLX140 | KLX140 | 08-15 | 970143 | 970726 | 970011 | 970620 |
| KLX140L | KLX140L | 08-15 | 970143 | 970726 | 970011 | 970620 |
| KD175 | | 76-79 | ----- | 970936 | ----- | 970937 |
| KDX175 | ALU | 79 | ----- | 970936 | ----- | 970937 |
| KDX175 | | 80-82 | ----- | 970936 | ----- | 970937 |
| KE175 | | 76-78 | ----- | 970936 | ----- | 970938 |
| KE175 | | 80-83 | ----- | 970936 | ----- | 970943 |
| KDX200 | | 83-85 | ----- | 970943 | ----- | ----- |
| KDX200 | | 86-88 | 970184 | 970755 | ----- | ----- |
| KDX200 | KDX200SR | 88 | 970184 | 970755 | 970189 | 970760 |
| KDX200 | | 89-92 | 970184 | 970755 | 970189 | 970760 |
| KDX200 | KDX200SR | 90-93 | 970143 | 970726 | 970189 | 970760 |
| KDX200 | | 93-94 | 970184 | 970755 | 970143 | 970726 |
| KDX200 | | 95-06 | 970031 | 970637 | 970189 | 970760 |
| KMX200 | (Mx200A/E793) | 87-90 | 970145 | 970728 | 970184 | 970755 |
| KX200 | | 89 | 970143 | 970726 | 970189 | 970760 |
| KDX220 | KDX220R | 94-05 | 970031 | 970637 | 970189 | 970760 |
| KDX220 | KDX220SR | 94-99 | 970031 | 970637 | 970189 | 970760 |
| KDX250 | | 80-82 | ----- | 970938 | ----- | 970912 |
| KDX250 | | 83-84 | ----- | 970938 | ----- | 970937 |
| KDX250 | KDX250R | 91-94 | 970143 | 970726 | 970189 | 970760 |
| KDX250 | | 92-93 | 970143 | 970726 | 970189 | 970760 |
| KDX250E | | 91-92 | 970143 | 970726 | 970189 | 970760 |
| KE250 | | 77-79 | ----- | 970938 | ----- | 970912 |
| KL250 | KLR250 | 78-79 | ----- | 970938 | ----- | 970912 |
| KL250 | KLR250 | 80-82 | ----- | 970936 | ----- | 970943 |
| KL250 | Acier | 83 | ----- | 970936 | ----- | 970943 |
| KL250 | KL250R | 83-84 | ----- | 970936 | ----- | 970943 |
| KL250 | KLR250 | 84-05 | 970184 | 970755 | ----- | 970943 |
| KL250 | Super Sherpa | 97-09 | 970199 | 970770 | 970184 | 970755 |
| KLE250 | | 93-95 | 970203 | 970775 | 970184 | 970755 |
| KLR250 | | 85-93 | 970184 | 970755 | ----- | 970943 |
| KLX250 | | 01-05 | 970031 | 970637 | 970022 | 970630 |
| KLX250 | KLX250S | 06-07 | 970031 | 970637 | 970022 | 970630 |
| KLX250 | | 08-15 | 970143 | 970726 | 970058 | 970664 |
| KLX250 | D-Tracker X | 08-15 | 970143 | 970726 | 970058 | 970664 |
| KLX250 | KLX250S | 09-10 | 970143 | 970726 | 970058 | 970664 |
| KLX250 | KLX250SF | 09-10 | 970143 | 970726 | 970058 | 970664 |
| KLX250 | KLX250S | 12-15 | 970143 | 970726 | 970058 | 970664 |
| KLX250 | | 79-80 | ----- | 970936 | ----- | 970937 |
| KLX250 | KLX250R | 93-96 | 970031 | 970637 | 970189 | 970760 |
| KLX250 | KLX250SR | 93-97 | 970031 | 970637 | 970189 | 970760 |
| KLX250 | KLX250ES | 94-97 | 970031 | 970637 | 970189 | 970760 |
| KLX250 | D-Tracker | 98-07 | 970031 | 970637 | 970022 | 970630 |
| KLX250 | | 98-99 | 970031 | 970637 | 970022 | 970630 |
| KLX250R | Acier | 93-98 | 970031 | 970637 | 970189 | 970760 |
| KLX250S | KLX250S | 11-13 | 970143 | 970726 | 970058 | 970664 |
| KLX250S | TKLX250S | 14-15 | 970143 | 970726 | 970058 | 970664 |
| KT250 | | 75-76 | ----- | 970936 | ----- | 970937 |
| KX250 | | 01-08 | 970031 | 970637 | 970022 | 970630 |
| KX250 | | 74 | ----- | 970937 | ----- | 970912 |

VESRAH BRAKES

| MODEL | NAME | YEAR | FRONT ORGANIC | FRONT FULL METAL | REAR ORGANIC | REAR FULL METAL |
|---------------------------|---------------|-------|---------------|------------------|--------------|-----------------|
| KAWASAKI CONTINUED | | | | | | |
| KX250 | | 75-78 | ---- | 970938 | ---- | 970912 |
| KX250 | | 80-81 | ---- | 970938 | ---- | 970912 |
| KX250 | | 82 | 970145 | 970728 | ---- | 970937 |
| KX250 | | 83-85 | 970184 | 970755 | ---- | 970937 |
| KX250 | | 86 | 970184 | 970755 | 970184 | 970755 |
| KX250 | | 87-88 | 970187 | 970758 | 970184 | 970755 |
| KX250 | | 89-91 | 970143 | 970726 | 970189 | 970760 |
| KX250 | | 92-93 | 970143 | 970726 | 970189 | 970760 |
| KX250 | | 94 | 970031 | 970637 | 970189 | 970760 |
| KX250 | | 95-96 | 970031 | 970637 | 970022 | 970630 |
| KX250 | | 97-00 | 970018 | 970626 | 970022 | 970630 |
| KX250F | KX250F | 04-15 | 970031 | 970637 | 970113 | 970703 |
| KX-250F (Racing Pads) | | 04-15 | ---- | 985103 | ---- | 985123 |
| KLX300 | KLX300R | 96-07 | 970031 | 970637 | 970022 | 970630 |
| KLX300R | Acier | 97-98 | 970036 | 970641 | 970022 | 970630 |
| KDX400 | | 79-80 | ---- | 970938 | ---- | 970912 |
| KLE400 | | 91 | 970186 | 970757 | 970184 | 970755 |
| KLE400 | | 92-94 | 970203 | 970775 | 970184 | 970755 |
| KLE400 | | 95 | 970203 | 970775 | 970184 | 970755 |
| KLE400 | | 96 | 970203 | 970775 | 970184 | 970755 |
| KLX400 | KLX400SR | 03-04 | 970031 | 970637 | 970022 | 970630 |
| KX400 | | 75-76 | ---- | 970938 | ---- | 970912 |
| KDX420 | | 81 | ---- | 970938 | ---- | 970912 |
| KX420 | | 80-81 | ---- | 970938 | ---- | 970912 |
| KDX450 | | 82 | ---- | 970938 | ---- | 970912 |
| KLX450R | | 08-09 | 970031 | 970637 | 970113 | 970703 |
| KX450F | | 06-16 | 970031 | 970637 | 970113 | 970703 |
| KX-450F (Racing Pads) | | 06-15 | ---- | 985103 | ---- | 985123 |
| KLE500 | | 05 | 970203 | 970775 | 970184 | 970755 |
| KLE500 | | 06-07 | 970203 | 970775 | 970184 | 970755 |
| KLE500 | | 91-97 | 970186 | 970757 | 970184 | 970755 |
| KLE500 | | 98-04 | 970186 | 970757 | 970184 | 970755 |
| KX500 | | 83-85 | 970184 | 970755 | ---- | 970937 |
| KX500 | | 86 | 970184 | 970755 | 970184 | 970755 |
| KX500 | | 87-88 | 970187 | 970758 | 970184 | 970755 |
| KX500 | | 89-93 | 970143 | 970726 | 970189 | 970760 |
| KX500 | | 94-95 | 970031 | 970637 | 970189 | 970760 |
| KX500 | | 96-04 | 970031 | 970637 | 970022 | 970630 |
| KL600 | KLR 600 | 84-88 | 970184 | 970755 | ---- | 970937 |
| KL650 | KLR650 | 08-15 | 970143 | 970726 | 970092 | 972763 |
| KL650 | KLR650 | 87-95 | 970187 | 970758 | 970184 | 970755 |
| KL650 | Tengai | 89-91 | 970186 | 970757 | 970184 | 970755 |
| KL650 | KLR650 | 95 | 970155 | 970735 | 970184 | 970755 |
| KL650 | KLR650 | 96 | 970187 | 970758 | 970184 | 970755 |
| KL650 | KLR650 | 96 | 970155 | 970735 | 970184 | 970755 |
| KL650 | KLR650 | 97 | 970187 | 970758 | 970184 | 970755 |
| KL650 | KLR650 | 97 | 970155 | 970735 | 970184 | 970755 |
| KL650 | KLR650 | 98 | 970187 | 970758 | 970184 | 970755 |
| KL650 | KLR650 | 98 | 970155 | 970735 | 970184 | 970755 |
| KL650 | KLR650 | 99-07 | 970187 | 970758 | 970184 | 970755 |
| KLX650 | KLX650R | 93-95 | 970031 | 970637 | 970189 | 970760 |
| KLX650 | KLX650 | 93-98 | 970031 | 970637 | 970189 | 970760 |
| KLX650 | KLX650R | 96-98 | 970031 | 970637 | 970022 | 970630 |
| KRAM-IT | | | | | | |
| ER125 | | 89-93 | 970243 | 970789 | 970184 | 970755 |
| MC250 | | 89 | 970243 | 970789 | 970184 | 970755 |
| ER300 | | 89 | 970243 | 970789 | 970184 | 970755 |
| KTM | | | | | | |
| GXE50 | | 89 | 970291 | 970836 | ---- | ---- |
| GXR50 | | 89 | 970291 | 970836 | ---- | ---- |
| MX50 | | 91 | 970291 | 970836 | ---- | ---- |
| Supermoto | | 06 | 985025 | 970816 | 985025 | 970816 |
| SX50 | Pro Senior LC | 02-03 | 985025 | 970816 | ---- | ---- |

- accessories
- body
- handlebar & grips
- cables & levers
- exhaust
- engine
- fuel & intake
- electrical & ignition
- clutch
- drive
- bearings
- brakes**
- steering & suspension
- tires
- tools & shop

VESRAH BRAKES

| MODEL | NAME | YEAR | FRONT ORGANIC | FRONT FULL METAL | REAR ORGANIC | REAR FULL METAL |
|----------------------|------------------|-------|---------------|------------------|--------------|-----------------|
| KTM CONTINUED | | | | | | |
| SX50 | Senior Adventure | 02-07 | 985025 | 970816 | ----- | ----- |
| SX50 | Pro Senior LC | 04-15 | 985025 | 970816 | 985025 | 970816 |
| SX50 | Junior LC | 07-09 | 985025 | 970816 | ----- | ----- |
| SX50 | Mini | 07-15 | 985025 | 970816 | ----- | ----- |
| SX60 | | 99 | 970247 | 972785 | 970223 | 970786 |
| SX65 | | 00-01 | 970247 | 972785 | 970223 | 970786 |
| SX65 | | 02-03 | 970277 | 970824 | 970223 | 970786 |
| SX65 | | 04-08 | 970277 | 970824 | 985025 | 970816 |
| SX65 | | 09-15 | 970277 | 970824 | 970277 | 970824 |
| XC65 | | 08 | 970277 | 970824 | 985025 | 970816 |
| XC65 | | 09-10 | 970277 | 970824 | 970277 | 970824 |
| MX80 | | 86-91 | 970291 | 970836 | ----- | ----- |
| SX85 | | 04-10 | 970277 | 970824 | 970277 | 970824 |
| SX85 | | 11 | 970277 | 970824 | 985121 | 985129 |
| SX85 | | 12-15 | 985097 | 985113 | 985121 | 985129 |
| XC85 | | 08-09 | 970277 | 970824 | 970277 | 970824 |
| SX105 | | 07-09 | 970277 | 970824 | 970277 | 970824 |
| XC105 | | 08-09 | 970277 | 970824 | 970277 | 970824 |
| SX105 | | 10-11 | 970277 | 970824 | 970277 | 970824 |
| EGS125 | | 92 | 970248 | 970791 | 970184 | 970755 |
| EGS125 | | 93-94 | 970248 | 970791 | 970251 | 970795 |
| EXC125 | Sixdays | 04-15 | 970248 | 970791 | 970272 | 970821 |
| EXC125 | | 94-03 | 970248 | 970791 | 970251 | 970795 |
| EXE125 | | 00 | 970248 | 970791 | 970272 | 970821 |
| GS125 | | 85 | 970216 | 970783 | ----- | ----- |
| GS125 | | 86 | 970216 | 970783 | 970216 | 970783 |
| GSXC125 | | 85 | 970216 | 970783 | ----- | ----- |
| LC2 125 | | 96-98 | 970248 | 970791 | 970251 | 970795 |
| MX125 | | 85 | 970216 | 970783 | ----- | ----- |
| MX125 | | 86 | 970216 | 970783 | 970216 | 970783 |
| MX125 | | 87 | 970244 | 970244 | 970244 | 970244 |
| MX125 | | 88 | 970237 | 970237 | 970237 | 970237 |
| MX125 | | 89-91 | 970184 | 970755 | 970184 | 970755 |
| MX125 | | 92-93 | 970248 | 970791 | 970184 | 970755 |
| MXC125 | | 85 | 970216 | 970783 | ----- | ----- |
| MXC125 | | 86 | 970216 | 970783 | 970216 | 970783 |
| SM125 | | 00 | 970248 | 970791 | 970251 | 970795 |
| Sting 125 | | 97-99 | 970246 | 970790 | 970251 | 970795 |
| SX125 | | 04-15 | 970248 | 970791 | 970272 | 970821 |
| SX125 | | 94-03 | 970248 | 970791 | 970251 | 970795 |
| SX150 | | 08-15 | 970248 | 970791 | 970272 | 970821 |
| XC150 | | 10-15 | 970248 | 970791 | 970272 | 970821 |
| EXC200 | | 04-13 | 970248 | 970791 | 970272 | 970821 |
| XC-W200 | | 07-15 | 970248 | 970791 | 970272 | 970821 |
| 250 Freeride 4T | | 14-15 | 985097 | 985113 | 985121 | 985129 |
| EXC250 | | 04-15 | 970248 | 970791 | 970272 | 970821 |
| EXC250 | Sixdays | 04-15 | 970248 | 970791 | 970272 | 970821 |
| EXC250 | | 87 | 970244 | 970244 | 970244 | 970244 |
| EXC250 | | 95-03 | 970248 | 970791 | 970251 | 970795 |
| EXC-F250 | | 06-15 | 970248 | 970791 | 970272 | 970821 |
| EXC-F250 | Sixdays | 06-15 | 970248 | 970791 | 970272 | 970821 |
| FREERIDE 250R | | 14-15 | 985097 | 985113 | 970251 | 970795 |
| GS250 | | 85 | 970216 | 970783 | ----- | ----- |
| GS250 | | 86 | 970216 | 970783 | 970216 | 970783 |
| GSXC250 | | 85 | 970216 | 970783 | ----- | ----- |
| MX250 | | 85 | 970216 | 970783 | ----- | ----- |
| MX250 | | 86 | 970216 | 970783 | 970216 | 970783 |
| MX250 | | 87 | 970244 | 970244 | 970244 | 970244 |
| MX250 | | 87 | 970244 | 970244 | 970244 | 970244 |
| MX250 | | 87 | 970244 | 970244 | 970244 | 970244 |
| MX250 | | 87 | 970244 | 970244 | 970244 | 970244 |
| MX250 | | 88 | 970237 | 970237 | 970237 | 970237 |
| MX250 | | 89-91 | 970184 | 970755 | 970184 | 970755 |
| MX250 | | 92-93 | 970248 | 970791 | 970184 | 970755 |
| MXC250 | | 85 | 970216 | 970783 | ----- | ----- |

VESRAH BRAKES

| MODEL | NAME | YEAR | FRONT ORGANIC | FRONT FULL METAL | REAR ORGANIC | REAR FULL METAL |
|-----------------------|--------------------------|-------|---------------|------------------|--------------|-----------------|
| KTM CONTINUED | | | | | | |
| MXC250 | | 86 | 970216 | 970783 | 970216 | 970783 |
| SX250 (Racing Pads) | | 00 | ----- | 985114 | ----- | 985130 |
| SX250 | | 03-15 | 970248 | 970791 | 970272 | 970821 |
| SX250 (Racing Pads) | | 03-15 | ----- | 985114 | ----- | 985130 |
| SX250 | | 94-02 | 970248 | 970791 | 970251 | 970795 |
| SX-F250 | | 05-15 | 970248 | 970791 | 970272 | 970821 |
| SX-F250 (Racing Pads) | | 05-15 | ----- | 985114 | ----- | 985130 |
| XC250 | | 06-15 | 970248 | 970791 | 970272 | 970821 |
| XC-F250 | | 06-15 | 970248 | 970791 | 970272 | 970821 |
| XC-F-E250 | | 06-09 | 970248 | 970791 | 970272 | 970821 |
| XC-F-W250 | | 06-10 | 970248 | 970791 | 970272 | 970821 |
| XC-F-W250 | | 12-15 | 970248 | 970791 | 970272 | 970821 |
| XC-W250 | | 06-15 | 970248 | 970791 | 970272 | 970821 |
| XC300 | | 10-15 | 970248 | 970791 | 970272 | 970821 |
| XC-W300 | | 06-15 | 970248 | 970791 | 970272 | 970821 |
| EXC350 | | 87 | 970244 | 970244 | 970244 | 970244 |
| EXC350 | | 88-90 | 970184 | 970755 | 970184 | 970755 |
| EXC350 | | 96-97 | 970248 | 970791 | 970251 | 970795 |
| EXC350 LC4 | | 94-95 | 970248 | 970791 | 970251 | 970795 |
| EXC-F350 | | 11-15 | 970248 | 970791 | 970272 | 970821 |
| EXC-F350 | Sixdays | 11-15 | 970248 | 970791 | 970272 | 970821 |
| Freeride 350 | | 12-15 | 985097 | 985113 | 985121 | 985129 |
| MX350 | | 87 | 970244 | 970244 | 970244 | 970244 |
| MX350 | | 88 | 970237 | 970237 | 970237 | 970237 |
| MX350 | | 89-91 | 970184 | 970755 | 970184 | 970755 |
| SX-F350 | | 11-15 | 970248 | 970791 | 970272 | 970821 |
| SX-F350 (Racing Pads) | | 11-15 | ----- | 985114 | ----- | 985130 |
| XC-F350 | | 11-15 | 970248 | 970791 | 970272 | 970821 |
| XC-F-W350 | | 12-15 | 970248 | 970791 | 970272 | 970821 |
| SX360 | Standard Forks | 96-98 | 970248 | 970791 | 970251 | 970795 |
| EXC380 | Upside Down Forks | 00-03 | 970248 | 970791 | 970251 | 970795 |
| EXC380 | Standard Forks | 98-99 | 970248 | 970791 | 970251 | 970795 |
| SX380 | Upside Down Forks | 00-03 | 970248 | 970791 | 970251 | 970795 |
| SX380 | Standard Forks | 98-99 | 970248 | 970791 | 970251 | 970795 |
| Duke400 LC4 | | 94-98 | 970246 | 970790 | 970251 | 970795 |
| EGS400/EFS-E/LSE | LC4 Endurance | 96-99 | 970248 | 970791 | 970251 | 970795 |
| EXC/EGS400 | (USD) | 00-02 | 970248 | 970791 | 970251 | 970795 |
| EXC400 | Racing (UDS) | 00 | 970248 | 970791 | 970251 | 970795 |
| EXC400 | Racing | 06-07 | 970248 | 970791 | 970272 | 970821 |
| LC4 E400 | Enduro | 00-01 | 970248 | 970791 | 970251 | 970795 |
| SC400 | Super Competition LC4 | 96-99 | 970248 | 970791 | 970251 | 970795 |
| SX400 | Upside Down Forks | 00-02 | 970248 | 970791 | 970251 | 970795 |
| XC-W (4T) | Six Days/Champion Editio | 10 | 970248 | 970791 | 970272 | 970821 |
| XC-W 400 | | 08-11 | 970248 | 970791 | 970272 | 970821 |
| EXC440 | | 94-95 | 970248 | 970791 | 970251 | 970795 |
| SX440 | | 94-95 | 970248 | 970791 | 970251 | 970795 |
| EXC 450 | | 10-11 | 970248 | 970791 | 970272 | 970821 |
| EXC450 | | 03 | 970248 | 970791 | 970251 | 970795 |
| EXC450 | | 04-05 | 970248 | 970791 | 970272 | 970821 |
| EXC450 | Racing | 06-07 | 970248 | 970791 | 970272 | 970821 |
| EXC-G450 | Racing | 06 | 970248 | 970791 | 970272 | 970821 |
| EXC-R450 | | 08 | 970248 | 970791 | 970272 | 970821 |
| EXC-R450 | (4T) | 09-10 | 970248 | 970791 | 970272 | 970821 |
| MXC450 | Desert Racing | 04-05 | 970248 | 970791 | 970272 | 970821 |
| Rally 450 | | 11-15 | 970248 | 970791 | 970251 | 970795 |
| SMR450 | | 04 | ----- | ----- | 970272 | 970821 |
| SMR450 | | 05-09 | 985094 | 970831 | 970272 | 970821 |
| SX450 | | 03-06 | 970248 | 970791 | 970272 | 970821 |
| SX-F450 | | 07-08 | 970269 | 970814 | 970251 | 970795 |
| SX-F450 | | 09-15 | 970248 | 970791 | 970272 | 970821 |
| SX-F450 (Racing Pads) | | 09-15 | ----- | 985114 | ----- | 985130 |
| XC-F450 | | 08-15 | 970248 | 970791 | 970272 | 970821 |
| XC-F450 (Racing Pads) | | 08-15 | ----- | 985114 | ----- | 985130 |

- accessories
- body
- handlebar & grips
- cables & levers
- exhaust
- engine
- fuel & intake
- electrical & ignition
- clutch
- drive
- bearings
- brakes**
- steering & suspension
- tires
- tools & shop

VESRAH BRAKES

| MODEL | NAME | YEAR | FRONT ORGANIC | FRONT FULL METAL | REAR ORGANIC | REAR FULL METAL |
|-------------------------|-------------------|-------|---------------|------------------|--------------|-----------------|
| KTM CONTINUED | | | | | | |
| XCR-W450 | | 08 | 970248 | 970791 | 970272 | 970821 |
| XCR-W450 | | 13 | 970248 | 970791 | 970272 | 970821 |
| XC-W450 | | 08-15 | 970248 | 970791 | 970272 | 970821 |
| EXC500 | Sixdays | 12-15 | 970248 | 970791 | 970272 | 970821 |
| LC-4 EXC500 | | 90-91 | 970184 | 970755 | 970184 | 970755 |
| LC-4 MX 500 | | 89 | 970237 | 970237 | 970237 | 970237 |
| LC-4 MX500 | | 90-91 | 970184 | 970755 | 970184 | 970755 |
| MX500 | | 92-94 | 970248 | 970791 | 970184 | 970755 |
| MX500 | | 95 | 970248 | 970791 | 970251 | 970795 |
| XC-W500 | | 12-15 | 970248 | 970791 | 970272 | 970821 |
| XC-F505 | | 09-15 | 970248 | 970791 | 970272 | 970821 |
| XC-F505 (Racing Pads) | | 09-15 | ----- | 985114 | ----- | 985130 |
| EXC520 | | 01-03 | 970248 | 970791 | 970251 | 970795 |
| SX520 | | 01-03 | 970248 | 970791 | 970251 | 970795 |
| EC525 | Desert Racing | 06 | 970248 | 970791 | 970272 | 970821 |
| EXC525 | | 03 | 970248 | 970791 | 970251 | 970795 |
| EXC525 | | 04-05 | 970248 | 970791 | 970272 | 970821 |
| EXC525 | Racing | 06-07 | 970248 | 970791 | 970272 | 970821 |
| EXC-G525 | Racing | 06 | 970248 | 970791 | 970272 | 970821 |
| MXC525 | Desert Racing | 03 | 970248 | 970791 | 970251 | 970795 |
| MXC525 | Desert Racing | 04 | 970248 | 970791 | 970272 | 970821 |
| SMR525 | | 04 | ----- | ----- | 970272 | 970821 |
| SMR525 | | 05 | 985094 | 970831 | 970272 | 970821 |
| SX525 | | 03-06 | 970248 | 970791 | 970272 | 970821 |
| XC525 | Racing | 06 | 970248 | 970791 | 970272 | 970821 |
| XC525 | Desert Racing | 07-12 | 970248 | 970791 | 970272 | 970821 |
| EXC530 | (4T) | 09-11 | 985094 | 970831 | 970272 | 970821 |
| EXC-R530 | | 08 | 985094 | 970831 | 970272 | 970821 |
| EXCR-W530 | | 08 | 985094 | 970831 | 970272 | 970821 |
| XC-W 530 | (4T) Six Days | 10 | 985094 | 970831 | 970272 | 970821 |
| XC-W530 | | 08-09 | 985094 | 970831 | 970272 | 970821 |
| SXC540 | Tiainen Replica | 99 | 970248 | 970791 | 970251 | 970795 |
| MXC550 | | 96 | 970248 | 970791 | 970251 | 970795 |
| SMR560 | | 06-07 | 985094 | 970831 | 970272 | 970821 |
| LC4 EXC600 | Brembo Caliper | 90-91 | 970184 | 970755 | 970184 | 970755 |
| LC4 EXC600 | Grimica Caliper | 90-91 | 970237 | 970237 | 970237 | 970237 |
| LC4 EXC600 | | 92-93 | 970237 | 970237 | 970184 | 970755 |
| LC4 MX/EXC 600 | | 89 | 970237 | 970237 | 970237 | 970237 |
| LC4 MX600 | Brembo Caliper | 90-91 | 970184 | 970755 | 970184 | 970755 |
| LC4 MX600 | Grimica Caliper | 90-91 | 970237 | 970237 | 970237 | 970237 |
| EXC620 | | 96 | 970248 | 970791 | 970251 | 970795 |
| LC4 620 | SC-Supermoto | 01 | 970248 | 970791 | 970251 | 970795 |
| LC4 620 | Supercompetition | 01 | 970248 | 970791 | 970251 | 970795 |
| LC4 RXC 620 | | 95 | 970248 | 970791 | 970251 | 970795 |
| LC4 SX 620 | | 97 | 970248 | 970791 | 970251 | 970795 |
| SX620 | | 96-97 | 970248 | 970791 | 970251 | 970795 |
| Duke620 LC4 | | 94-98 | 970246 | 970790 | 970251 | 970795 |
| EGS620 Enduro/EGS-E/LSE | | 96-99 | 970248 | 970791 | 970251 | 970795 |
| EGS-E620 | Adventure/Rallye | 99 | 970248 | 970791 | 970251 | 970795 |
| LC4 SC620 | Supermoto | 00 | 970248 | 970791 | 970251 | 970795 |
| SC620 | Super Competition | 96-00 | 970248 | 970791 | 970251 | 970795 |
| SX620 | | 96-99 | 970248 | 970791 | 970251 | 970795 |
| SX620/EXC/EGS | | 94 | 970248 | 970791 | 970184 | 970755 |
| SX620/EXC/EGS | | 95 | 970248 | 970791 | 970251 | 970795 |
| LC4 SC625 | Super Competition | 02 | 970248 | 970791 | 970251 | 970795 |
| LC4 SC625 | Supermoto | 02 | 970248 | 970791 | 970251 | 970795 |
| SMC625 | | 05 | 970104 | 970695 | 970251 | 970795 |
| SXC625 | | 03 | 970248 | 970791 | 970251 | 970795 |
| SXC625 | | 04 | 970248 | 970791 | 970251 | 970795 |
| SXC625 | | 05 | 970248 | 970791 | 970272 | 970821 |
| SXC625 | | 06 | 970248 | 970791 | 970272 | 970821 |
| 640Duke II | All Models | 01-06 | 970104 | 970695 | 970251 | 970795 |
| LC4 640 | Adventure | 00-06 | 970248 | 970791 | 970251 | 970795 |
| LC4-E 640 | Enduro | 00-04 | 970248 | 970791 | 970251 | 970795 |
| LC4-E 640 | Supermoto | 00-06 | 970248 | 970791 | 970251 | 970795 |

VESRAH BRAKES

| MODEL | NAME | YEAR | FRONT ORGANIC | FRONT FULL METAL | REAR ORGANIC | REAR FULL METAL |
|----------------------|--------------|-------|---------------|------------------|--------------|-----------------|
| KTM CONTINUED | | | | | | |
| LC-R 640 | Adventure R | 00 | 970248 | 970791 | 970251 | 970795 |
| SMC 640 LC4 | Supermoto | 05 | 970104 | 970695 | 970251 | 970795 |
| Enduro R 690 | | 09 | 970256 | 970798 | 970251 | 970795 |
| Enduro R 690 | | 10-15 | 970256 | 970798 | 970251 | 970795 |
| Adventure 950 | | 04-05 | 970256 | 970798 | 970251 | 970795 |
| Super Enduro 950R | | 06-09 | 970256 | 970798 | 970248 | 970791 |
| Supermoto 950 | | 05-15 | 970269 | 970814 | 970248 | 970791 |
| Supermoto 950R | | 07 | 970269 | 970814 | 970248 | 970791 |
| Adventure 990 | | 06-14 | 970256 | 970798 | 970248 | 970791 |
| Adventure R 990 | | 09-12 | 970256 | 970798 | 970248 | 970791 |
| Adventure S 990 | | 06-08 | 970256 | 970798 | 970248 | 970791 |
| KYMCO | | | | | | |
| Stryker Off | | 00-06 | 970168 | 970747 | ----- | ----- |
| LEM | | | | | | |
| RX150 | | 11-14 | ----- | ----- | 985025 | 970816 |
| MAICO | | | | | | |
| GM250 | | 85 | 970216 | 970783 | ----- | ----- |
| GM250 | Star | 86 | 970139 | 970723 | 970139 | 970723 |
| GP250 | Enduro | 87 | 970139 | 970723 | 970139 | 970723 |
| GP250 | Motocross | 87 | 970139 | 970723 | 970139 | 970723 |
| GP250 | All Models | 89 | 970237 | 970237 | 970237 | 970237 |
| GP400 | Enduro | 87 | 970139 | 970723 | 970139 | 970723 |
| GP400 | Motocross | 87 | 970139 | 970723 | 970139 | 970723 |
| GP400 | All Models | 89 | 970237 | 970237 | 970237 | 970237 |
| GM500 | | 85 | 970216 | 970783 | ----- | ----- |
| GM500 | Star | 86 | 970139 | 970723 | 970139 | 970723 |
| GP500 | Enduro | 87 | 970139 | 970723 | 970139 | 970723 |
| GP500 | Motocross | 87 | 970139 | 970723 | 970139 | 970723 |
| GP500 | All Models | 89 | 970237 | 970237 | 970237 | 970237 |
| MALAGUTI | | | | | | |
| MDX50 | Gold Enduro | 87 | 970238 | 970238 | 970087 | 970087 |
| MLX50 | Enduro | 87 | 970238 | 970238 | 970087 | 970087 |
| MRX50 | | 89 | 970216 | 970783 | ----- | ----- |
| NKD50 | Dragon | 06-15 | 985096 | 985096 | 970096 | 970096 |
| RST50 | Sport | 87 | 970233 | 970233 | 970233 | 970233 |
| RST50 | | 90 | 970216 | 970783 | 970216 | 970783 |
| SL50 | Centro | 96 | 970249 | 972750 | ----- | ----- |
| XSM50 | Super Motard | 03-15 | 970296 | 985115 | 970247 | 972785 |
| XTM50 | | 03-15 | 970247 | 972785 | 970247 | 972785 |
| MGX450 | Ronco | 87 | 970233 | 970233 | ----- | ----- |
| MEGELLI | | | | | | |
| 125M | Motard Frame | 08-15 | 970014 | 970623 | 970038 | 970643 |
| MONTESA | | | | | | |
| Cota 125 | | 88 | 970247 | 972785 | 970247 | 972785 |
| Cota4RT | | 05-14 | 973012 | 985107 | 985013 | 985106 |
| Cota 304 | | 88 | 970247 | 972785 | 970247 | 972785 |
| Cota 307 | | 88-89 | 970247 | 972785 | 970247 | 972785 |
| Cota 309 | | 89 | 970247 | 972785 | 970216 | 970783 |
| Cota 335 | | 87-91 | 970247 | 972785 | 970247 | 972785 |
| Cota315R | | 01-04 | 973012 | 985107 | 985013 | 985106 |
| MZ | | | | | | |
| Baghira 660 | | 00-05 | ----- | ----- | 970184 | 970755 |
| Baghira 660 | | 96 | 970266 | 970266 | ----- | ----- |
| OSSA | | | | | | |
| TR280i | | 10-14 | 973012 | 985107 | 985013 | 985106 |
| TR280i | Explorer | 12-14 | 973012 | 985107 | 985013 | 985106 |
| POLINI | | | | | | |
| Polini | Mini Moto | 03 | 985098 | 985098 | ----- | ----- |

- accessories
- body
- handlebar & grips
- cables & levers
- exhaust
- engine
- fuel & intake
- electrical & ignition
- clutch
- drive
- bearings
- brakes**
- steering & suspension
- tires
- tools & shop

VESRAH BRAKES

| MODEL | NAME | YEAR | FRONT ORGANIC | FRONT FULL METAL | REAR ORGANIC | REAR FULL METAL |
|-----------------|-------------|-------|---------------|------------------|--------------|-----------------|
| RIEJU | | | | | | |
| MR80 | Cross | 87 | 970247 | 972785 | ----- | ----- |
| MR80 | Enduro | 87 | 970247 | 972785 | ----- | ----- |
| MR80 | C,E | 88 | 970247 | 972785 | ----- | ----- |
| SCORPA | | | | | | |
| SR125 | 2T | 11 | 973012 | 985107 | 985013 | 985106 |
| SY125F Trial | | 05-15 | 973012 | 985107 | 985013 | 985106 |
| TY-S 125F Trial | | 06-15 | 970247 | 972785 | 985013 | 985106 |
| SY115 F Trial | | 06-15 | 973012 | 985107 | 985013 | 985106 |
| SY250 | (2T) | 00-10 | 973012 | 985107 | 985013 | 985106 |
| SY250 | Long Ride | 05-15 | 973012 | 985107 | 985013 | 985106 |
| SY250F Trial | | 06-15 | 973012 | 985107 | 985013 | 985106 |
| TY-S250 F Trial | | 06-15 | 985020 | 985110 | 970274 | 985117 |
| SHERCO | | | | | | |
| SE250I | | 12 | 970248 | 970791 | 970272 | 970821 |
| SE250I-R | | 12 | 970248 | 970791 | 970272 | 970821 |
| SE300I | | 12 | 970248 | 970791 | 970272 | 970821 |
| SE300I-R | Enduro | 12 | 970248 | 970791 | 970272 | 970821 |
| SE450I-R | | 12 | 970248 | 970791 | 970022 | 970630 |
| SE510I-R | Enduro | 12 | 970248 | 970791 | 970022 | 970630 |
| SIMSON | | | | | | |
| 80 | lfa | 89 | 970216 | 970783 | ----- | ----- |
| SUZUKI | | | | | | |
| DR-Z50 | | 08-15 | ----- | 970854 | ----- | 970854 |
| JR50 | Mini | 78-06 | ----- | 970916 | ----- | 970916 |
| RB50 | Gag | 86 | 970145 | 970728 | ----- | 970915 |
| RB50 | Mini | 87 | 970145 | 970728 | ----- | 970915 |
| RM50 | Mini | 78-80 | ----- | 970915 | ----- | 970915 |
| RM50 | Mini | 81-82 | ----- | 970913 | ----- | 970913 |
| RV50 | | 73-78 | ----- | 970915 | ----- | 970915 |
| TS50ER | Auto | 73 | ----- | 970915 | ----- | 970913 |
| TS50ER | Auto | 80-83 | ----- | 970915 | ----- | 970913 |
| TS50K | Vitesse | 79-80 | ----- | 970915 | ----- | 970915 |
| TS50XK | Auto | 84-88 | ----- | 970914 | ----- | 970923 |
| TS50XK | | 91 | ----- | 970914 | ----- | 970923 |
| TS50XK | | 92-93 | ----- | 970914 | ----- | 970923 |
| TS50XK | | 94-95 | ----- | 970914 | ----- | 970914 |
| RM60 | | 03 | ----- | 970944 | ----- | 970944 |
| RM60 | Mini | 79-80 | ----- | 970915 | ----- | 970915 |
| RM60 | Mini | 81-83 | ----- | 970913 | ----- | 970913 |
| RM65 | | 03-05 | 970197 | 970768 | 970009 | 970618 |
| DR70 | | 08-10 | ----- | ----- | ----- | 970854 |
| DR-Z70 | | 08-09 | ----- | 970854 | ----- | 970854 |
| DR-Z70 | | 15 | ----- | 970854 | ----- | 970854 |
| TM75 | Mini | 74-76 | ----- | 970915 | ----- | 970915 |
| TS75 | Colt Mini | 75-76 | ----- | 970915 | ----- | 970915 |
| DS80 | Mini | 78-79 | ----- | 970915 | ----- | 970915 |
| DS80 | Mini | 80-00 | ----- | 970913 | ----- | 970913 |
| JR80 | | 01-07 | ----- | 970913 | ----- | 970913 |
| RM80 | Mini | 77-79 | ----- | 970915 | ----- | 970915 |
| RM80 | Mini | 80-81 | ----- | 970913 | ----- | 970913 |
| RM80 | Mini | 82-85 | ----- | ----- | ----- | 970888 |
| RM80 | Mini | 86-89 | 970145 | 970728 | ----- | 970888 |
| RM80 | Mini | 90-95 | 970145 | 970728 | 970169 | 970748 |
| RM80 | Mini | 96-01 | 970154 | 970734 | 970169 | 970748 |
| RM80L | Large Wheel | 95-01 | 970154 | 970734 | 970169 | 970748 |
| TS80ER | | 81-83 | ----- | 970906 | ----- | 970913 |
| TS80X | | 84-88 | ----- | 970914 | ----- | 970923 |
| RM85 | | 02-04 | 970154 | 970734 | 970169 | 970748 |
| RM85 | | 05-15 | 970195 | 970766 | 970161 | 970740 |
| RM85L | | 02-04 | 970154 | 970734 | 970169 | 970748 |
| RM85L | | 05-15 | 970195 | 970766 | 970161 | 970740 |
| RV90 | Rover | 72-77 | ----- | 970915 | ----- | 970915 |

VESRAH BRAKES

| MODEL | NAME | YEAR | FRONT ORGANIC | FRONT FULL METAL | REAR ORGANIC | REAR FULL METAL |
|-------------------------|---------------------|-------|---------------|------------------|--------------|-----------------|
| SUZUKI CONTINUED | | | | | | |
| TS90 | | 71 | ---- | 970915 | ---- | 970906 |
| TS90 | | 72-73 | ---- | 970915 | ---- | 970906 |
| DR100 | | 83-90 | ---- | 970913 | ---- | 970913 |
| DS100 | | 78-81 | ---- | 970906 | ---- | 970906 |
| RM100 | | 03 | 970195 | 970766 | 970050 | 970655 |
| RM100 | Contender | 76-78 | ---- | 970915 | ---- | 970906 |
| RM100 | Contender | 79-81 | ---- | 970915 | ---- | 970915 |
| SP100 | | 83 | ---- | 970914 | ---- | 970913 |
| TC100 | | 73-75 | ---- | 970915 | ---- | 970906 |
| TC100 | Blazer | 76-77 | ---- | 970915 | ---- | 970915 |
| TM100 | | 74-75 | ---- | 970915 | ---- | 970906 |
| TS100 | Noncho | 73-75 | ---- | 970915 | ---- | 970906 |
| TS100 | Noncho | 76-81 | ---- | 970906 | ---- | 970906 |
| DR-Z110 | | 03-05 | ---- | 970944 | ---- | 970915 |
| DF125E | XA241-F | 97-99 | 970050 | 970655 | ---- | 970906 |
| DR125 | | 82-84 | ---- | 970906 | ---- | 970906 |
| DR125 | | 85 | ---- | 970906 | ---- | 970906 |
| DR125 | | 86-88 | 970009 | 970618 | ---- | 970906 |
| DR125E | | 94-95 | 970009 | 970618 | ---- | 970906 |
| DR125S | | 82-84 | ---- | 970906 | ---- | 970906 |
| DR125S | Raider | 86-93 | 970009 | 970618 | ---- | 970906 |
| DR125SE | | 87 | 970009 | 970618 | ---- | 970906 |
| DR125SE | Jebel 125 | 93-01 | 970009 | 970618 | ---- | 970906 |
| DR125SM | | 08-15 | 970031 | 970637 | 970022 | 970630 |
| DR125SM (Racing Pads) | | 15 | ---- | 985103 | ---- | 985128 |
| DR-Z125 | | 03-13 | ---- | 970913 | ---- | 970913 |
| DR-Z125 | | 14 | 970154 | 970734 | ---- | 970913 |
| DR-Z125L | | 03-15 | 970154 | 970734 | ---- | 970913 |
| DS125 | | 79-81 | ---- | 970906 | ---- | 970906 |
| K125 | | 82-95 | ---- | 970912 | ---- | 970912 |
| RA125 | | 86 | 970009 | 970618 | ---- | 970914 |
| RM125 | | 06 | 970031 | 970637 | 970058 | 970664 |
| RM125 | | 07-09 | 970031 | 970637 | 970022 | 970630 |
| RM125 | | 75-78 | ---- | 970906 | ---- | 970906 |
| RM125 | | 79-80 | ---- | 970906 | ---- | 970914 |
| RM125 | | 81-83 | ---- | 970917 | ---- | 970919 |
| RM125 | | 84 | ---- | ---- | ---- | 970919 |
| RM125 | | 85-86 | 970139 | 970723 | ---- | 970919 |
| RM125 | | 87 | 970143 | 970726 | ---- | 970919 |
| RM125 | | 88 | 970143 | 970726 | 970011 | 970620 |
| RM125 | | 89 | 970143 | 970726 | 970189 | 970760 |
| RM125 | | 90 | 970143 | 970726 | 970189 | 970760 |
| RM125 | | 91-92 | 970143 | 970726 | 970204 | 970776 |
| RM125 | | 93 | 970143 | 970726 | 970141 | 970725 |
| RM125 | | 94-95 | 970143 | 970726 | 970204 | 970776 |
| RM125 | | 96-05 | 970031 | 970637 | 970022 | 970630 |
| RM125XC | | 09 | 970031 | 970637 | 970113 | 970703 |
| SP125 | | 82-83 | ---- | 970906 | ---- | 970906 |
| SP125 | | 86-88 | 970009 | 970618 | ---- | 970906 |
| TC125 | Prospector | 73 | ---- | 970915 | ---- | 970906 |
| TC125 | Prospector | 74-77 | ---- | 970906 | ---- | 970906 |
| TF125 | Farm Bike All Model | 78-14 | ---- | 970906 | ---- | 970906 |
| TL125S | Ihatovo | 81 | ---- | 970847 | ---- | 970847 |
| TM125 | | 73-75 | ---- | 970915 | ---- | 970906 |
| TS125 | Duster | 71-73 | ---- | 970915 | ---- | 970906 |
| TS125 | Duster | 74-81 | ---- | 970906 | ---- | 970906 |
| TS125ER | | 79-81 | ---- | 970906 | ---- | 970906 |
| TS125R | | 89-97 | 970143 | 970726 | 970189 | 970760 |
| TS125X | | 84 | ---- | 970906 | ---- | 970914 |
| TS125X | | 85-88 | 970009 | 970618 | ---- | 970914 |
| PE175 | Enduro | 78-79 | ---- | 970906 | ---- | 970906 |
| PE175 | Enduro | 80-81 | ---- | 970906 | ---- | ---- |
| PE175 | Enduro | 82-84 | ---- | 970917 | ---- | ---- |
| RS175 | | 80-82 | ---- | 970906 | ---- | 970914 |
| DS185 | | 78-80 | ---- | 970906 | ---- | 970906 |

- accessories
- body
- handlebar & grips
- cables & levers
- exhaust
- engine
- fuel & intake
- electrical & ignition
- clutch
- drive
- bearings
- brakes**
- steering & suspension
- tires
- tools & shop

VESRAH BRAKES

| MODEL | NAME | YEAR | FRONT ORGANIC | FRONT FULL METAL | REAR ORGANIC | REAR FULL METAL |
|-------------------------|-------------------|-------|---------------|------------------|--------------|-----------------|
| SUZUKI CONTINUED | | | | | | |
| TC185 | Ranger | 74-77 | ---- | 970906 | ---- | 970906 |
| TS185 | Sierra | 71-73 | ---- | 970915 | ---- | 970906 |
| TS185 | Sierra | 74-81 | ---- | 970906 | ---- | 970906 |
| DF200E | | 97-99 | 970050 | 970655 | ---- | 970906 |
| DR200 | | 86-88 | 970009 | 970618 | ---- | 970906 |
| DR200E | | 97-00 | 970050 | 970655 | ---- | 970906 |
| DR200S | | 15 | 970050 | 970655 | ---- | 970906 |
| DR200SE | Jebel 200 | 93-13 | 970009 | 970618 | ---- | 970906 |
| SP200 | | 86-88 | 970009 | 970618 | ---- | 970906 |
| TS200R | | 89-94 | 970143 | 970726 | 970189 | 970760 |
| DR250 | | 82-83 | ---- | 970906 | ---- | 970906 |
| DR250 | | 85 | 970009 | 970618 | ---- | 970906 |
| DR250 | | 90-91 | 970143 | 970726 | 970189 | 970760 |
| DR250 | | 92-94 | 970143 | 970726 | 970204 | 970776 |
| DR250E | | 93 | 970143 | 970726 | 970189 | 970760 |
| DR250R | | 00 | 970031 | 970637 | 970204 | 970776 |
| DR250R | | 95-98 | 970031 | 970637 | 970204 | 970776 |
| DR250RL | | 95 | 970031 | 970637 | 970204 | 970776 |
| DR250RL | | 96 | 970031 | 970637 | 970204 | 970776 |
| DR250RL | | 97-98 | 970031 | 970637 | 970204 | 970776 |
| DR250RX | Djebel 250XC | 03-06 | 970031 | 970637 | 970204 | 970776 |
| DR250RX | Djebel 250XC | 96-03 | 970031 | 970637 | 970204 | 970776 |
| DR250RXG | Djebel 250GP Sver | 98-99 | 970031 | 970637 | 970204 | 970776 |
| DR250RXG | Djebel 250GP Sver | 99-00 | 970031 | 970637 | 970204 | 970776 |
| DR250RXGL | Djebel 250GP Sver | 98 | 970031 | 970637 | 970204 | 970776 |
| DR250RXL | Djebel 250XC | 96-98 | 970031 | 970637 | 970204 | 970776 |
| DR250S | | 84-87 | 970009 | 970618 | ---- | 970906 |
| DR250S | | 90-92 | 970143 | 970726 | 970189 | 970760 |
| DR250SE | | 93-95 | 970143 | 970726 | 970189 | 970760 |
| DR250SH | | 91 | 970143 | 970726 | 970189 | 970760 |
| DR250SHE | | 91-92 | 970143 | 970726 | 970189 | 970760 |
| DR-Z250 | | 01-07 | 970031 | 970637 | 970204 | 970776 |
| DS250 | | 80 | ---- | 970912 | ---- | 970912 |
| PE250 | Enduro | 77-79 | ---- | 970912 | ---- | 970912 |
| PE250 | Enduro | 80-81 | ---- | 970915 | ---- | 970912 |
| RM250 | Champion | 06 | 970031 | 970637 | 970058 | 970664 |
| RM250 | Champion | 07-09 | 970031 | 970637 | 970022 | 970630 |
| RM250 | Champion | 76-78 | ---- | 970906 | ---- | 970912 |
| RM250 | Champion | 79-80 | ---- | 970912 | ---- | 970920 |
| RM250 | Champion | 81-82 | ---- | 970918 | ---- | 970919 |
| RM250 | Champion | 83-84 | ---- | ---- | ---- | 970919 |
| RM250 | Champion | 85-86 | 970139 | 970723 | ---- | 970919 |
| RM250 | Champion | 87-88 | 970143 | 970726 | 970011 | 970620 |
| RM250 | Champion | 89-90 | 970143 | 970726 | 970189 | 970760 |
| RM250 | Champion | 91-92 | 970143 | 970726 | 970141 | 970725 |
| RM250 | Champion | 93-95 | 970143 | 970726 | 970204 | 970776 |
| RM250 | Champion | 96-05 | 970031 | 970637 | 970022 | 970630 |
| RM250XC | Champion | 09 | 970031 | 970637 | 970113 | 970703 |
| RMX250 | | 89-90 | 970143 | 970726 | 970189 | 970760 |
| RMX250 | | 91-95 | 970143 | 970726 | 970204 | 970776 |
| RMX250 | | 96-00 | 970031 | 970637 | 970204 | 970776 |
| RMX250S | | 92 | 970143 | 970726 | 970204 | 970776 |
| RMX250S | | 93 | 970143 | 970726 | 970204 | 970776 |
| RMX250S | | 94-95 | 970143 | 970726 | 970204 | 970776 |
| RMX250S | | 96-98 | 970031 | 970637 | 970022 | 970630 |
| RM-Z250 | | 04 | 970031 | 970637 | 970113 | 970703 |
| RM-Z250 | | 05-06 | 970031 | 970637 | 970113 | 970703 |
| RM-Z250 | | 07-16 | 970031 | 970637 | 970113 | 970703 |
| RM-Z250 (Racing Pads) | | 07-16 | ---- | 985103 | ---- | 985123 |
| RS250 | | 80-81 | ---- | 970906 | ---- | 970912 |
| SP250 | | 82-83 | ---- | 970920 | ---- | 970906 |
| SP250 | | 85 | 970009 | 970618 | ---- | 970906 |
| TM250 | | 72-75 | ---- | 970906 | ---- | 970912 |
| TS250 | Savage | 71-81 | ---- | 970912 | ---- | 970912 |
| TS250ER | | 79-83 | ---- | 970912 | ---- | 970912 |

VESRAH BRAKES

| MODEL | NAME | YEAR | FRONT ORGANIC | FRONT FULL METAL | REAR ORGANIC | REAR FULL METAL |
|-------------------------|-------------------|-------|---------------|------------------|--------------|-----------------|
| SUZUKI CONTINUED | | | | | | |
| TS250X | | 84-89 | 970009 | 970618 | ----- | 970914 |
| DR350 | | 90-91 | 970143 | 970726 | 970189 | 970760 |
| DR350 | | 92-96 | 970143 | 970726 | 970204 | 970776 |
| DR350 | | 97-00 | 970031 | 970637 | 970204 | 970776 |
| DR350S | | 90-98 | 970143 | 970726 | 970189 | 970760 |
| DR350SE | | 94-97 | 970143 | 970726 | 970189 | 970760 |
| DR350SE | | 98-99 | 970031 | 970637 | 970189 | 970760 |
| DR370 | | 78-79 | ----- | 970906 | ----- | 970912 |
| RM370 | | 76-77 | ----- | 970906 | ----- | 970912 |
| SP370 | | 78-80 | ----- | 970912 | ----- | 970912 |
| DR400 | | 80 | ----- | 970906 | ----- | 970912 |
| DR400S | | 80-81 | ----- | 970912 | ----- | 970912 |
| DR-Z400 | | 00-06 | 970031 | 970637 | 970022 | 970630 |
| DR-Z400E | | 00-07 | 970031 | 970637 | 970022 | 970630 |
| DR-Z400S | | 00-15 | 970031 | 970637 | 970022 | 970630 |
| DR-Z400SM | | 05-15 | 970031 | 970637 | 970022 | 970630 |
| DR-Z400SMZ | | 07 | 970031 | 970637 | 970022 | 970630 |
| PE400 | Enduro | 80-81 | ----- | 970912 | ----- | 970912 |
| RM400 | | 78 | ----- | 970906 | ----- | 970912 |
| RM400 | | 79-80 | ----- | 970912 | ----- | 970920 |
| SP400 | | 80 | ----- | 970912 | ----- | 970912 |
| TM400 | | 71-75 | ----- | 970912 | ----- | 970912 |
| TS400 | | 72-77 | ----- | 970912 | ----- | 970912 |
| RM-X450 | | 05-07 | 970031 | 970637 | 970113 | 970703 |
| RM-X450 | | 08-15 | 970031 | 970637 | 970022 | 970630 |
| RM-X450Z | | 10-15 | 970031 | 970637 | 970022 | 970630 |
| RM-Z450 | | 05-07 | 970031 | 970637 | 970113 | 970703 |
| RM-Z450 (Racing Pads) | | 07-16 | ----- | 985103 | ----- | 985128 |
| RM-Z450 | | 08-16 | 970031 | 970637 | 970022 | 970630 |
| RM465 | Apache | 81-82 | ----- | 970918 | ----- | 970917 |
| DR500 | | 81-83 | ----- | 970906 | ----- | 970912 |
| RM500 | | 83-84 | ----- | ----- | ----- | 970917 |
| SP500 | | 81-83 | ----- | 970912 | ----- | 970912 |
| DR600R | | 89 | 970150 | 970150 | 970151 | 970732 |
| DR600S | | 85-88 | 970166 | 970745 | ----- | 970906 |
| SP600 | | 85 | 970166 | 970745 | ----- | 970906 |
| DR650D | Jebel | 90-95 | 970150 | 970150 | 970151 | 970732 |
| DR650R | | 90-91 | 970150 | 970150 | 970151 | 970732 |
| DR650R | | 93 | 970150 | 970150 | 970151 | 970732 |
| DR650RS | | 91 | 970150 | 970150 | 970151 | 970732 |
| DR650RSE | | 91-93 | 970150 | 970150 | 970151 | 970732 |
| DR650S | | 90-95 | 970150 | 970150 | 970151 | 970732 |
| DR650SE | | 94-95 | 970150 | 970150 | 970151 | 970732 |
| DR650SE | | 96-15 | 970031 | 970637 | 970189 | 970760 |
| DR750 | Big(Sr41B/E777) | 89-90 | 970150 | 970150 | 970151 | 970732 |
| DR750S | Big(Sr41B/E777) | 88-89 | 970150 | 970150 | ----- | 972786 |
| DR800 | S Big(Sr42B/F346) | 90 | 970150 | 970150 | 970151 | 970732 |
| DR800 | S Big(Sr43B/F723) | 91-94 | 970186 | 970757 | 970092 | 972763 |
| DR800 | Big(Sr43B/F723) | 95 | 970186 | 970757 | 970092 | 972763 |
| DR800 | St Big | 96 | 970155 | 970735 | 970092 | 972763 |
| DR800S | Big | 90 | 970150 | 970150 | 970151 | 970732 |
| DR800S | Big | 91-95 | 970186 | 970757 | 970092 | 972763 |
| DR800S | Big | 96 | 970155 | 970735 | 970092 | 972763 |
| DR-Z 800 | | 88-90 | 970150 | 970150 | 970050 | 970655 |
| TERRA MOTO | | | | | | |
| TDX125F | | 07 | 970089 | 970686 | 970089 | 970686 |
| TDX125F | Krusha | 07 | 970089 | 970686 | 970089 | 970686 |
| TDX125F | Street Rippa | 07 | 970089 | 970686 | 970089 | 970686 |
| TM | | | | | | |
| MX80 | | 94-98 | 970145 | 970728 | 970011 | 970620 |
| MX85 | Junior | 02-04 | 970248 | 970791 | 970251 | 970795 |
| MX85 Vi | 2T | 04-08 | 970248 | 970791 | 970022 | 970630 |
| MX100 | | 02-03 | 970248 | 970791 | 970251 | 970795 |
| 125E | Enduro | 02-03 | 970248 | 970791 | 970022 | 970630 |

- accessories
- body
- handlebar & grips
- cables & levers
- exhaust
- engine
- fuel & intake
- electrical & ignition
- clutch
- drive
- bearings
- brakes
- steering & suspension
- tires
- tools & shop

VESRAH BRAKES

| MODEL | NAME | YEAR | FRONT ORGANIC | FRONT FULL METAL | REAR ORGANIC | REAR FULL METAL |
|---------------------|-----------------|-------|---------------|------------------|--------------|-----------------|
| TM CONTINUED | | | | | | |
| EN125 | | 03-08 | 970248 | 970791 | 970022 | 970630 |
| MX125 | | 01-02 | 970248 | 970791 | 970022 | 970630 |
| MX125 | | 03-04 | 970248 | 970791 | 970251 | 970795 |
| MX125 | | 94-00 | 970248 | 970791 | 970251 | 970795 |
| SMR125 | 2T | 05-08 | 970246 | 970790 | 970022 | 970630 |
| XC125 | Enduro | 02-03 | 970248 | 970791 | 970022 | 970630 |
| MX144 | | 07-08 | 970248 | 970791 | 970022 | 970630 |
| 250 | Endro 4-Stroke | 00 | 970248 | 970791 | 970251 | 970795 |
| 250 | Endro 4-Stroke | 01-02 | 970248 | 970791 | 970058 | 970664 |
| 250E | Enduro | 02-03 | 970248 | 970791 | 970022 | 970630 |
| EN250 | | 03-08 | 970248 | 970791 | 970022 | 970630 |
| EN250F | e.s. | 03-08 | 970248 | 970791 | 970022 | 970630 |
| MX250 | | 01-03 | 970248 | 970791 | 970022 | 970630 |
| MX250 | | 94-00 | 970248 | 970791 | 970251 | 970795 |
| MX250/300 | 2T | 04-08 | 970248 | 970791 | 970022 | 970630 |
| MX250F | | 03-04 | 970248 | 970791 | 970251 | 970795 |
| XC250 | Enduro | 02-03 | 970248 | 970791 | 970022 | 970630 |
| 300E | Enduro | 02-03 | 970248 | 970791 | 970022 | 970630 |
| EN300 | 2T | 01-08 | 970248 | 970791 | 970022 | 970630 |
| MX300 | | 02-03 | 970248 | 970791 | 970022 | 970630 |
| XC300 | Enduro | 02-03 | 970248 | 970791 | 970022 | 970630 |
| 400 | Cross 4-Stroke | 00 | 970248 | 970791 | 970251 | 970795 |
| 400E | Enduro | 02-03 | 970248 | 970791 | 970022 | 970630 |
| EN450F | e.s. | 03-08 | 970248 | 970791 | 970022 | 970630 |
| MX450F | | 03-08 | 970248 | 970791 | 970022 | 970630 |
| SMR 450 FES | 4T | 05-08 | 970246 | 970790 | 970022 | 970630 |
| SMX450F | Competition(4T) | 05-08 | 970269 | 970814 | 970022 | 970630 |
| EN530F | e.s. | 03-08 | 970246 | 970790 | 970022 | 970630 |
| MX530F | 4T | 04-08 | 970248 | 970791 | 970022 | 970630 |
| SMR530FES | 4T | 05-08 | 970246 | 970790 | 970022 | 970630 |
| SMX530F | Competition | 05-08 | 970269 | 970814 | 970022 | 970630 |
| SMX660F | Competition | 03-04 | ----- | ----- | 970022 | 970630 |
| TOMOS | | | | | | |
| MC50 | Senior Pro | 03-08 | 970238 | 970238 | 970238 | 970238 |
| VOR | | | | | | |
| MX400 | | 02-03 | 970248 | 970791 | 970251 | 970795 |
| EN400 | | 02-03 | 970248 | 970791 | 970251 | 970795 |
| EN450 | Enduro | 02-04 | 970248 | 970791 | 970251 | 970795 |
| EN-E450 | Enduro | 03-04 | 970248 | 970791 | 970251 | 970795 |
| MX450 | | 03-04 | 970248 | 970791 | 970251 | 970795 |
| SM-E450 | | 03-04 | 970246 | 970790 | 970251 | 970795 |
| MX500 | | 02-03 | 970248 | 970791 | 970251 | 970795 |
| EN530 | Enduro | 02-04 | 970248 | 970791 | 970251 | 970795 |
| EN-E530 | Enduro | 03-04 | 970248 | 970791 | 970251 | 970795 |
| MX530 | | 03-04 | 970248 | 970791 | 970251 | 970795 |
| SM-E530 | | 03-04 | 970246 | 970790 | 970251 | 970795 |
| VTEMATI | | | | | | |
| C 450 | MX | 03-04 | 970248 | 970791 | 970251 | 970795 |
| E 450 | Enduro | 03-04 | 970248 | 970791 | 970251 | 970795 |
| S 450 | Super Motard | 03-04 | 970147 | 970730 | 970251 | 970795 |
| S 450E | Super Motard | 03-04 | 970147 | 970730 | 970251 | 970795 |
| SR 450 | Motard Racing | 03-04 | 970147 | 970730 | 970251 | 970795 |
| 495 | | 99-02 | 970248 | 970791 | 970251 | 970795 |
| C 500 | MX | 03-04 | 970248 | 970791 | 970251 | 970795 |
| E 501 | Enduro | 03-04 | 970248 | 970791 | 970251 | 970795 |
| S 501 | Super Motard | 03-04 | 970147 | 970730 | 970251 | 970795 |
| S 501E | Super Motard | 03-04 | 970147 | 970730 | 970251 | 970795 |
| C 570 | MX | 03-04 | 970248 | 970791 | 970251 | 970795 |
| E 570 | Enduro | 03-04 | 970248 | 970791 | 970251 | 970795 |
| S 570 | Super Motard | 03-04 | 970147 | 970730 | 970251 | 970795 |
| S 570E | Super Motard | 03-04 | 970147 | 970730 | 970251 | 970795 |
| SR 600 | Motard Racing | 03-04 | 970147 | 970730 | 970251 | 970795 |

VESRAH BRAKES

| MODEL | NAME | YEAR | FRONT ORGANIC | FRONT FULL METAL | REAR ORGANIC | REAR FULL METAL |
|---------------|-----------------|-------|---------------|------------------|--------------|-----------------|
| YAMAHA | | | | | | |
| DT50 | | 84-96 | ---- | 970891 | ---- | 970891 |
| DT50 | Lcd | 98 | 970086 | 970684 | ---- | ---- |
| DT50LC | | 88-90 | ---- | 970891 | ---- | 970891 |
| DT50M | (2M5 2J7) | 78-80 | ---- | 970882 | ---- | 970882 |
| DT50MX | (5N6) | 81-85 | ---- | 970882 | ---- | 970882 |
| DT50MX | (1RE) | 87-88 | ---- | 970891 | ---- | 970891 |
| DT50R | (3HL) | 88-90 | 970082 | 970681 | ---- | 970891 |
| DT50R | (4CT2) | 91-95 | 970082 | 970681 | ---- | 970891 |
| DT50R | (5BK1) | 97 | 970238 | 970238 | ---- | 970891 |
| GT50 | | 72-82 | ---- | 970882 | ---- | 970882 |
| PW50 | Y-Zinger Mini | 90-15 | ---- | 970886 | ---- | 970886 |
| PW50E | | 84-01 | ---- | 970886 | ---- | 970886 |
| TT-R50E | | 06-15 | ---- | 970854 | ---- | 970854 |
| TY50 | (1G4) | 78-80 | ---- | 970891 | ---- | 970891 |
| TZR50R | | 93-97 | 970092 | 972763 | 970082 | 970681 |
| YZ50 | | 80 | ---- | 970888 | ---- | 970888 |
| YZ60 | Mini | 81-83 | ---- | 970888 | ---- | 970888 |
| DT80 | | 81-82 | ---- | 970882 | ---- | 970882 |
| DT80 | | 83 | ---- | 970891 | ---- | 970891 |
| DT80LC | (37A) | 83-84 | ---- | 970885 | ---- | 970885 |
| DT80LC2 | (53W 2UW) | 85-91 | 970082 | 970681 | ---- | 970885 |
| DT80MX | | 81-83 | ---- | 970891 | ---- | 970891 |
| DT80MXS | Espagne | 84-87 | ---- | 970891 | ---- | 970891 |
| GT80 | Mini | 74-76 | ---- | 970882 | ---- | 970882 |
| GT80E | Mini | 78-80 | ---- | 970882 | ---- | 970882 |
| GTMX | Mini | 74-79 | ---- | 970882 | ---- | 970882 |
| MX80 | Mini | 80-82 | ---- | 970882 | ---- | 970882 |
| PW80 | (21W 4BC) | 83-97 | ---- | 970888 | ---- | 970891 |
| PW80 | Y-Zinger Mini | 93-10 | ---- | 970888 | ---- | 970891 |
| TY80 | (2V9) | 77-82 | ---- | 970888 | ---- | 970882 |
| YZ80 | Competition | 74-79 | ---- | 970888 | ---- | 970882 |
| YZ80 | Competition | 80-85 | ---- | 970888 | ---- | 970888 |
| YZ80 | Competition | 86-92 | 970086 | 970684 | ---- | 970888 |
| YZ80 | Competition | 93-01 | 970086 | 970684 | 970011 | 970620 |
| YZ85 | | 02-03 | 970086 | 970684 | 970011 | 970620 |
| YZ85 | | 04-09 | 970086 | 970684 | 970011 | 970620 |
| YZ85 | | 10-15 | 970086 | 970684 | 970011 | 970620 |
| TT-R90 | | 00-07 | ---- | 970888 | ---- | 970891 |
| TT-R90E | | 03-07 | ---- | 970888 | ---- | 970891 |
| DT100 | | 74-77 | ---- | 970882 | ---- | 970882 |
| DT100 | | 78-79 | ---- | 970882 | ---- | 970882 |
| DT100 | | 80-82 | ---- | 970882 | ---- | 970882 |
| DT100 | | 83 | ---- | 970891 | ---- | 970891 |
| MX100 | | 74-75 | ---- | 970882 | ---- | 970882 |
| MX100 | | 79-82 | ---- | 970882 | ---- | 970882 |
| MX100 | | 83 | ---- | 970891 | ---- | 970891 |
| RT100 | | 90 | ---- | 970891 | ---- | 970891 |
| RT100 | (3LU1) | 91 | ---- | 970891 | ---- | 970891 |
| RT100 | | 92-00 | ---- | 970891 | ---- | 970891 |
| YZ100 | | 76-77 | ---- | 970883 | ---- | 970885 |
| YZ100 | | 78-81 | ---- | 970882 | ---- | 970885 |
| YZ100 | | 82-83 | ---- | 970891 | ---- | 970885 |
| TT-R110E | | 08-15 | ---- | 970888 | ---- | 970891 |
| DT125 | | 74-76 | ---- | 970885 | ---- | 970885 |
| DT125 | | 78-84 | ---- | 970885 | ---- | 970885 |
| DT125 | Tenere Belgarda | 88-92 | 970243 | 970789 | ---- | 970885 |
| DT125LC | (10V 26F) | 82-83 | ---- | 970885 | ---- | 970885 |
| DT125LC | (34Y) | 84 | ---- | 970885 | ---- | 970885 |
| DT125LC | (57U 1HR) | 85-88 | 970082 | 970681 | ---- | 970885 |
| DT125MX | (2XA AJ3) | 78-79 | ---- | 970885 | ---- | 970885 |
| DT125MX | | 80-81 | ---- | 970885 | ---- | 970885 |
| DT125R | | 85 | 970082 | 970681 | ---- | 970885 |
| DT125R | | 88-03 | 970082 | 970681 | 970082 | 970681 |
| DT125RE | | 04 | 970082 | 970681 | 970082 | 970681 |

- accessories
- body
- handlebar & grips
- cables & levers
- exhaust
- engine
- fuel & intake
- electrical & ignition
- clutch
- drive
- bearings
- brakes**
- steering & suspension
- tires
- tools & shop

VESRAH BRAKES

| MODEL | NAME | YEAR | FRONT ORGANIC | FRONT FULL METAL | REAR ORGANIC | REAR FULL METAL |
|-------------------------|------------------|-------|---------------|------------------|--------------|-----------------|
| YAMAHA CONTINUED | | | | | | |
| DT125RE | | 05-07 | 970082 | 970681 | 970189 | 970760 |
| DT125X | | 05-06 | 970256 | 970798 | ----- | 970899 |
| IT125 | | 80-82 | ----- | 970882 | ----- | 970885 |
| MX125 | | 74-75 | ----- | 970885 | ----- | 970885 |
| MX125 | | 76 | ----- | 970883 | ----- | 970885 |
| TDR125 | Italie | 89-92 | 970243 | 970789 | 970184 | 970755 |
| TDR125 | | 93 | 970230 | 970230 | ----- | ----- |
| TDR125 | (Italy) | 99 | 970243 | 970789 | 970184 | 970755 |
| TT-R125 | | 00-04 | ----- | 970891 | ----- | 970891 |
| TT-R125E | | 04-09 | ----- | 970891 | ----- | 970891 |
| TT-R125L | | 00-06 | 970086 | 970684 | ----- | 970891 |
| TT-R125L | | 07 | 970086 | 970684 | ----- | 970891 |
| TT-R125L | | 08 | 970086 | 970684 | ----- | 970891 |
| TT-R125LE | | 04-15 | 970086 | 970684 | ----- | 970891 |
| TT-R125LW | | 00-08 | 970086 | 970684 | ----- | 970891 |
| TT-R125LWE | | 04-05 | 970086 | 970684 | ----- | 970891 |
| TT-R125LWE | | 08-10 | 970086 | 970684 | ----- | 970891 |
| TW125 | | 03-04 | 970105 | 970696 | ----- | 970902 |
| TW125 | | 99-02 | 970105 | 970696 | ----- | 970891 |
| TY125 | | 80 | ----- | 970882 | ----- | 970885 |
| WR125 | | 91-97 | 970143 | 970726 | 970189 | 970760 |
| WR125 | | 98 | 970031 | 970637 | 970058 | 970664 |
| WR125R | | 09-10 | 970062 | 970668 | 970251 | 970795 |
| WR125X | Supermoto | 09-10 | 970062 | 970668 | 970251 | 970795 |
| XT125 | | 82-83 | ----- | 970885 | ----- | 970891 |
| XT125R | (3D61/3D63) | 05-06 | 970274 | 985117 | 970274 | 985117 |
| XT125R | (13D1) | 07 | 970274 | 985117 | 970274 | 985117 |
| XT125R | (13D3/13D5) | 08-10 | 970274 | 985117 | 970274 | 985117 |
| XT125X | (3D62/3D64) | 05-06 | 985027 | 985101 | 970274 | 985117 |
| XT125X | (13D2/13D4/13D6) | 07-10 | 985027 | 985101 | 970274 | 985117 |
| XTZ125 | | 03-15 | 970143 | 970726 | ----- | 970899 |
| XTZ125E | | 04-15 | 970143 | 970726 | ----- | 970899 |
| XTZ125K | (5Y2,4,7) | 04-05 | 970143 | 970726 | ----- | 970899 |
| YZ125 | Competition | 03-07 | 970031 | 970637 | 970113 | 970703 |
| YZ125 | Competition | 08-16 | 970121 | 970708 | 970113 | 970703 |
| YZ125 | Competition | 74-75 | ----- | 970885 | ----- | 970882 |
| YZ125 | Competition | 76-83 | ----- | 970883 | ----- | 970885 |
| YZ125 | Competition | 84 | ----- | 970895 | ----- | 970894 |
| YZ125 | Competition | 85-86 | 970084 | 970084 | ----- | 970894 |
| YZ125 | Competition | 87 | 970084 | 970084 | ----- | 970885 |
| YZ125 | Competition | 88 | 970084 | 970084 | 970082 | 970681 |
| YZ125 | Competition | 89 | 970143 | 970726 | 970011 | 970620 |
| YZ125 | Competition | 90-93 | 970143 | 970726 | 970189 | 970760 |
| YZ125 | Competition | 94-97 | 970143 | 970726 | 970204 | 970776 |
| YZ125 | Competition | 98-02 | 970031 | 970637 | 970022 | 970630 |
| DT175 | | 74-76 | ----- | 970885 | ----- | 970885 |
| DT175 | | 78-81 | ----- | 970885 | ----- | 970885 |
| IT175 | Racer | 77-83 | ----- | 970883 | ----- | 970885 |
| MX175 | | 74-75 | ----- | 970882 | ----- | 970885 |
| MX175 | | 79-81 | ----- | 970882 | ----- | 970885 |
| TY175 | | 75-76 | ----- | 970882 | ----- | 970885 |
| YZ175 | | 76 | ----- | 970883 | ----- | 970885 |
| RT180 | | 90-92 | 970087 | 970087 | ----- | 970885 |
| RT180 | | 93 | 970087 | 970087 | ----- | 970899 |
| RT180 | | 95-98 | 970082 | 970681 | ----- | 970899 |
| BW200 | Big Wheel | 85-86 | ----- | 970891 | ----- | 970891 |
| BW200E | Big Wheel | 86-88 | ----- | 970891 | ----- | 970891 |
| BW200S | | 85-86 | ----- | 970891 | ----- | 970891 |
| DT200R | | 84-87 | 970082 | 970681 | ----- | 970885 |
| DT200R | (2YY) | 88-95 | 970082 | 970681 | 970082 | 970681 |
| DT200WR | | 91-94 | 970143 | 970726 | 970189 | 970760 |
| IT200 | Competition | 84-85 | ----- | 970894 | ----- | 970894 |
| IT200 | Competition | 86 | 970084 | 970084 | ----- | 970894 |
| TT200 | | 86 | 970082 | 970681 | ----- | 970891 |
| TW200 | Trailway | 00-11 | 970105 | 970696 | ----- | 970891 |

VESRAH BRAKES

| MODEL | NAME | YEAR | FRONT ORGANIC | FRONT FULL METAL | REAR ORGANIC | REAR FULL METAL |
|-------------------------|-----------------|-------|---------------|------------------|--------------|-----------------|
| YAMAHA CONTINUED | | | | | | |
| TW200 | Trailway | 12-15 | 970107 | 972790 | ----- | 970891 |
| TW200 | Trailway | 87-91 | ----- | 970885 | ----- | 970891 |
| TW200 | Trailway | 92-99 | ----- | 970899 | ----- | 970891 |
| TW200E | | 00-01 | 970105 | 970696 | ----- | 970891 |
| TW200E | Trailway | 98-99 | ----- | 970899 | ----- | 970891 |
| WR200 | | 92-97 | 970143 | 970726 | 970189 | 970760 |
| WR200R | | 92 | 970143 | 970726 | 970143 | 970726 |
| XT200 | | 82-83 | ----- | 970885 | ----- | 970891 |
| XT200 | | 85 | ----- | 970885 | ----- | 970891 |
| TT225 | | 86-87 | 970082 | 970681 | ----- | 970891 |
| TT225 | | 99 | 970082 | 970681 | ----- | 970899 |
| TT-R225 | | 99-04 | 970082 | 970681 | ----- | 970899 |
| TW225E | | 02-07 | 970105 | 970696 | ----- | 970902 |
| XT225 | Serow | 01-07 | 970105 | 970696 | ----- | 970891 |
| XT225 | Serow | 85-00 | 970082 | 970681 | ----- | 970891 |
| XT225S | Serow | 92-95 | 970082 | 970681 | ----- | 970891 |
| XT225W | Serow | 93 | 970082 | 970681 | 970189 | 970760 |
| XT225W | Serow | 95-96 | 970082 | 970681 | 970189 | 970760 |
| XT225WE | Serow | 02-03 | 970105 | 970696 | 970189 | 970760 |
| XT225WE | Serow | 97-00 | 970105 | 970696 | 970189 | 970760 |
| DT230 | Ranza | 97-98 | 970143 | 970726 | 970204 | 970776 |
| TT-R230 | | 05-15 | 970143 | 970726 | ----- | 970899 |
| DT250 | | 74 | ----- | 970890 | ----- | 970890 |
| DT250 | | 75-79 | ----- | 970884 | ----- | 970890 |
| IT250 | | 77-80 | ----- | 970883 | ----- | 970884 |
| IT250 | | 81-82 | ----- | 970883 | ----- | 970890 |
| IT250 | | 83 | ----- | 970888 | ----- | 970890 |
| IT250 | (ALU 45J) | 84 | ----- | 970895 | ----- | 970890 |
| TT250 | | 80-82 | ----- | 970883 | ----- | 970885 |
| TT250 | | 87-92 | 970084 | 970084 | ----- | 970885 |
| TT250R | | 93-95 | 970143 | 970726 | 970204 | 970776 |
| TT250R | | 96 | 970143 | 970726 | 970189 | 970760 |
| TT250R | | 97-99 | 970143 | 970726 | 970204 | 970776 |
| TT-R250 | | 99-06 | 970143 | 970726 | 970204 | 970776 |
| TY250 | | 74 | ----- | 970882 | ----- | 970885 |
| TY250 | | 76-77 | ----- | 970882 | ----- | 970885 |
| TY250 | | 81 | ----- | 970883 | ----- | 970890 |
| TY250R | | 83-84 | ----- | 970894 | ----- | 970882 |
| TY250R | | 90 | 970096 | 985118 | ----- | 970891 |
| TY250R | | 91-92 | 970096 | 985118 | ----- | 970882 |
| TY250S | | 83-84 | ----- | 970894 | ----- | 970882 |
| TY250Z | | 93-96 | 970096 | 985118 | 970096 | 985118 |
| TY250ZS | Scotish | 95-96 | 970089 | 970686 | 970189 | 970760 |
| WR250 | Acier | 91-97 | 970143 | 970726 | 970204 | 970776 |
| WR250 | Acier | 98 | 970031 | 970637 | 970204 | 970776 |
| WR250F | | 01-02 | 970031 | 970637 | 970022 | 970630 |
| WR250F | | 03-15 | 970031 | 970637 | 970113 | 970703 |
| WR250R | | 08-15 | 970031 | 970637 | 970113 | 970703 |
| WR250X | | 08-15 | 970029 | 970635 | 970113 | 970703 |
| WR250Z | | 91-97 | 970143 | 970726 | 970204 | 970776 |
| WR250Z | | 98 | 970031 | 970637 | 970022 | 970630 |
| XG250 | Tricker | 04-09 | 970105 | 970696 | 970189 | 970760 |
| XG250 | Tricker | 10-15 | 970107 | 972790 | 970189 | 970760 |
| XG250 | Tricker | 15 | 970107 | 972790 | 970189 | 970760 |
| XT250 | Serow 250 | 05-15 | 970107 | 972790 | 970189 | 970760 |
| XT250 | Serow 250S | 08 | 970107 | 972790 | 970189 | 970760 |
| XT250 | | 80-84 | ----- | 970885 | ----- | 970885 |
| XT250T | | 85 | 970082 | 970681 | ----- | 970885 |
| XT250X | | 06-15 | 970107 | 972790 | 970189 | 970760 |
| XT2250 | Tenere (Brasil) | 07-09 | 970143 | 970726 | 970189 | 970760 |
| YZ250 | Competition | 03-07 | 970031 | 970637 | 970113 | 970703 |
| YZ250 (Racing Pads) | | 08-15 | ----- | 985119 | ----- | 985123 |
| YZ250 | Competition | 08-16 | 970121 | 970708 | 970113 | 970703 |
| YZ250 | Competition | 74-79 | ----- | 970883 | ----- | 970884 |

- accessories
- body
- handlebar & grips
- cables & levers
- exhaust
- engine
- fuel & intake
- electrical & ignition
- clutch
- drive
- bearings
- brakes**
- steering & suspension
- tires
- tools & shop

VESRAH BRAKES

| MODEL | NAME | YEAR | FRONT ORGANIC | FRONT FULL METAL | REAR ORGANIC | REAR FULL METAL |
|-------------------------|-------------|-------|---------------|------------------|--------------|-----------------|
| YAMAHA CONTINUED | | | | | | |
| YZ250 | Competition | 81 | ----- | 970888 | ----- | 970890 |
| YZ250 | Competition | 82-84 | ----- | 970895 | ----- | 970885 |
| YZ250 | Competition | 85-87 | 970084 | 970084 | ----- | 970885 |
| YZ250 | Competition | 88 | 970084 | 970084 | 970082 | 970681 |
| YZ250 | Competition | 89 | 970143 | 970726 | 970011 | 970620 |
| YZ250 | Competition | 90-93 | 970143 | 970726 | 970189 | 970760 |
| YZ250 | Competition | 94-97 | 970143 | 970726 | 970204 | 970776 |
| YZ250 | Competition | 98-02 | 970031 | 970637 | 970022 | 970630 |
| YZ250F | Competition | 01-02 | 970031 | 970637 | 970022 | 970630 |
| YZ250F | Competition | 03-07 | 970031 | 970637 | 970113 | 970703 |
| YZ250F | Competition | 08-15 | 970121 | 970708 | 970113 | 970703 |
| YZ250F | Competition | 16 | 985099 | 985120 | 970113 | 970703 |
| YZ250FX | | 15 | 985099 | 985120 | 970113 | 970703 |
| YZ250WR | Competition | 89 | 970143 | 970726 | 970011 | 970620 |
| YZ250WR | Competition | 90 | 970143 | 970726 | 970189 | 970760 |
| YZ450 (Racing Pads) | | 08-15 | ----- | 985119 | ----- | 985123 |
| TT350 | | 86-87 | 970084 | 970084 | ----- | 970885 |
| TT350 | Acier | 88-93 | 970084 | 970084 | ----- | 970885 |
| TY350 | | 85-86 | ----- | 970894 | ----- | 970882 |
| XT350 | | 85-91 | 970082 | 970681 | ----- | 970885 |
| XT350 | | 92-00 | 970082 | 970681 | ----- | 970899 |
| YZ360 | | 89 | 970143 | 970726 | 970011 | 970620 |
| DT400 | | 75-78 | ----- | 970884 | ----- | 970890 |
| IT400 | | 76-79 | ----- | 970883 | ----- | 970884 |
| MX400 | | 75 | ----- | 970883 | ----- | 970884 |
| WR400 | | 98 | 970031 | 970637 | 970204 | 970776 |
| WR400 | | 99 | 970031 | 970637 | 970022 | 970630 |
| WR400F | | 98-00 | 970031 | 970637 | 970022 | 970630 |
| XT400 | | 86 | 970082 | 970681 | ----- | 972798 |
| XT400E | Artesia | 91 | 970094 | 970690 | 970082 | 970681 |
| YZ400 | | 76-79 | ----- | 970883 | ----- | 970884 |
| YZ400 | | 98 | 970031 | 970637 | 970204 | 970776 |
| YZ400 | | 99 | 970031 | 970637 | 970022 | 970630 |
| YZ400F | | 98 | 970031 | 970637 | 970204 | 970776 |
| YZ400F | | 99 | 970031 | 970637 | 970022 | 970630 |
| IT425 | | 80 | ----- | 970883 | ----- | 970884 |
| WR426F | | 01-02 | 970031 | 970637 | 970022 | 970630 |
| YZ426F | | 00-02 | 970031 | 970637 | 970022 | 970630 |
| WR450F | | 03-15 | 970031 | 970637 | 970113 | 970703 |
| YZ450F | | 03-07 | 970031 | 970637 | 970113 | 970703 |
| YZ450F | | 08-15 | 970121 | 970708 | 970113 | 970703 |
| YZ450F | | 16 | 985099 | 985120 | 970113 | 970703 |
| IT465 | | 81-82 | ----- | 970895 | ----- | 970890 |
| YZ465 | | 80 | ----- | 970895 | ----- | 970884 |
| YZ465 | | 81-82 | ----- | 970895 | ----- | 970890 |
| IT490 | | 82-85 | ----- | 970895 | ----- | 970890 |
| YZ490 | | 82-84 | ----- | 970895 | ----- | 970890 |
| YZ490 | | 85-90 | 970084 | 970084 | ----- | 970890 |
| IT500 | | 76-81 | ----- | 970883 | ----- | 970884 |
| TT500 | | 76-81 | ----- | 970883 | ----- | 970884 |
| WR500Z | | 92-93 | 970143 | 970726 | 970189 | 970760 |
| XT500 | | 76-82 | ----- | 970884 | ----- | 970890 |
| XT500 | | 83 | 970080 | 970679 | ----- | 970890 |
| XT500 | (3BH 3ST) | 86-89 | 970082 | 970681 | ----- | 970890 |
| XT550 | | 82-83 | ----- | 970890 | ----- | 970890 |
| DT600N | | 85 | 970082 | 970681 | ----- | 970885 |
| TT600 | | 83-84 | ----- | 970895 | ----- | 970885 |
| TT600 | | 85-86 | 970082 | 970681 | ----- | 970885 |
| TT600 | Acier | 87-88 | 970082 | 970681 | ----- | 970885 |
| TT600 | Acier | 89 | 970087 | 970087 | ----- | 970885 |
| TT600 | Acier | 90-92 | 970084 | 970084 | ----- | 970885 |
| TT600 | Acier | 93-95 | 970248 | 970791 | 970189 | 970760 |
| TT600E | | 94-01 | 970248 | 970791 | 970251 | 970795 |
| TT600E | (4GV2) | 94-95 | 970248 | 970791 | 970204 | 970776 |
| TT600R | | 93-95 | 970248 | 970791 | 970189 | 970760 |

VESRAH BRAKES

| MODEL | NAME | YEAR | FRONT ORGANIC | FRONT FULL METAL | REAR ORGANIC | REAR FULL METAL |
|-------------------------|----------------|-------|---------------|------------------|--------------|-----------------|
| YAMAHA CONTINUED | | | | | | |
| TT600R | | 97-02 | 970248 | 970791 | 970251 | 970795 |
| TT600RE | | 04 | 970248 | 970791 | 970251 | 970795 |
| XT600 | | 84-89 | 970080 | 970679 | ----- | 970890 |
| XT600 | | 90-95 | 970094 | 970690 | 970082 | 970681 |
| XT600E | | 89 | 970094 | 970690 | 970082 | 970681 |
| XT600E | | 90-95 | 970094 | 970690 | 970082 | 970681 |
| XT600E | | 96-03 | 970094 | 970690 | 970082 | 970681 |
| XTZ600 | Tenere | 83-85 | 970080 | 970679 | ----- | 970890 |
| XTZ600 | Tenere Tambour | 86-87 | 970087 | 970087 | ----- | 970890 |
| XTZ600 | Tenere Disque | 88-89 | 970087 | 970087 | 970082 | 970681 |
| XT660R | | 04-15 | 970256 | 970798 | 970251 | 970795 |
| XT660X | Super Moto | 04-15 | 970104 | 970695 | 970251 | 970795 |
| XT660Z | Tenere / ABS | 08-15 | 970248 | 970791 | 970251 | 970795 |
| XT660Z | Tenere / ABS | 15 | 970248 | 970791 | 970251 | 970795 |
| XTZ660 | | 90-91 | 970125 | 970713 | 970081 | 970680 |
| XTZ660 | Tenere | 91-98 | 970094 | 970690 | 970082 | 970681 |

VESRAH BRAKE PRICING

| | | | | | | | | | | | | | | |
|--------|-------|---|--------|-------|---|--------|-------|---|--------|-------|---|--------|-------|---|
| 970001 | 18.95 | L | 970044 | 22.95 | L | 970087 | 19.95 | L | 970130 | 18.95 | L | 970173 | 19.95 | L |
| 970002 | 18.95 | L | 970045 | 22.95 | L | 970088 | 19.95 | L | 970131 | 18.95 | L | 970174 | 22.95 | L |
| 970003 | 18.95 | L | 970046 | 18.95 | L | 970089 | 19.95 | L | 970132 | 18.95 | L | 970175 | 18.95 | L |
| 970004 | 20.95 | L | 970047 | 20.95 | L | 970090 | 19.95 | L | 970133 | 18.95 | L | 970176 | 18.95 | L |
| 970005 | 20.95 | L | 970048 | 20.95 | L | 970091 | 19.95 | L | 970134 | 18.95 | L | 970177 | 18.95 | L |
| 970006 | 18.95 | L | 970049 | 20.95 | L | 970092 | 19.95 | L | 970135 | 19.95 | L | 970178 | 18.95 | L |
| 970007 | 18.95 | L | 970050 | 18.95 | L | 970093 | 19.95 | L | 970136 | 19.95 | L | 970179 | 18.95 | L |
| 970008 | 18.95 | L | 970051 | 18.95 | L | 970094 | 19.95 | L | 970137 | 18.95 | L | 970180 | 18.95 | L |
| 970009 | 18.95 | L | 970052 | 18.95 | L | 970095 | 19.95 | L | 970138 | 19.95 | L | 970181 | 18.95 | L |
| 970010 | 20.95 | L | 970053 | 18.95 | L | 970096 | 19.95 | L | 970139 | 18.95 | L | 970182 | 19.95 | L |
| 970011 | 18.95 | L | 970054 | 18.95 | L | 970097 | 19.95 | L | 970140 | 19.95 | L | 970183 | 18.95 | L |
| 970012 | 18.95 | L | 970055 | 19.95 | L | 970098 | 20.95 | L | 970141 | 18.95 | L | 970184 | 18.95 | L |
| 970013 | 19.95 | L | 970056 | 19.95 | L | 970099 | 19.95 | L | 970142 | 19.95 | L | 970185 | 20.95 | L |
| 970014 | 18.95 | L | 970057 | 19.95 | L | 970100 | 20.95 | L | 970143 | 19.95 | L | 970186 | 22.95 | L |
| 970015 | 18.95 | L | 970058 | 19.95 | L | 970101 | 20.95 | L | 970144 | 18.95 | L | 970187 | 19.95 | L |
| 970016 | 20.95 | L | 970059 | 19.95 | L | 970102 | 20.95 | L | 970145 | 19.95 | L | 970188 | 21.95 | L |
| 970017 | 19.95 | L | 970060 | 20.95 | L | 970103 | 22.95 | L | 970146 | 19.95 | L | 970189 | 20.95 | L |
| 970018 | 19.95 | L | 970061 | 19.95 | L | 970104 | 19.95 | L | 970147 | 20.95 | L | 970190 | 21.95 | L |
| 970019 | 19.95 | L | 970062 | 21.95 | L | 970105 | 20.95 | L | 970148 | 19.95 | L | 970191 | 21.95 | L |
| 970020 | 19.95 | L | 970063 | 21.95 | L | 970106 | 20.95 | L | 970149 | 19.95 | L | 970192 | 21.95 | L |
| 970021 | 19.95 | L | 970064 | 20.95 | L | 970107 | 20.95 | L | 970150 | 20.95 | L | 970193 | 22.95 | L |
| 970022 | 19.95 | L | 970065 | 21.95 | L | 970108 | 22.95 | L | 970151 | 20.95 | L | 970194 | 22.95 | L |
| 970023 | 19.95 | L | 970066 | 21.95 | L | 970109 | 22.95 | L | 970152 | 22.95 | L | 970195 | 22.95 | L |
| 970024 | 20.95 | L | 970067 | 21.95 | L | 970110 | 22.95 | L | 970153 | 19.95 | L | 970196 | 22.95 | L |
| 970025 | 20.95 | L | 970068 | 21.95 | L | 970111 | 22.95 | L | 970154 | 19.95 | L | 970197 | 22.95 | L |
| 970026 | 20.95 | L | 970069 | 22.95 | L | 970112 | 22.95 | L | 970155 | 21.95 | L | 970198 | 22.95 | L |
| 970027 | 19.95 | L | 970070 | 18.95 | L | 970113 | 22.95 | L | 970156 | 22.95 | L | 970199 | 22.95 | L |
| 970028 | 19.95 | L | 970071 | 18.95 | L | 970114 | 22.95 | L | 970157 | 45.95 | L | 970200 | 22.95 | L |
| 970029 | 21.95 | L | 970072 | 18.95 | L | 970115 | 22.95 | L | 970158 | 22.95 | L | 970201 | 45.95 | L |
| 970030 | 20.95 | L | 970073 | 20.95 | L | 970116 | 22.95 | L | 970159 | 20.95 | L | 970202 | 19.95 | L |
| 970031 | 20.95 | L | 970074 | 20.95 | L | 970117 | 22.95 | L | 970160 | 22.95 | L | 970203 | 22.95 | L |
| 970032 | 20.95 | L | 970075 | 20.95 | L | 970118 | 45.95 | L | 970161 | 22.95 | L | 970204 | 20.95 | L |
| 970033 | 20.95 | L | 970076 | 18.95 | L | 970119 | 22.95 | L | 970162 | 22.95 | L | 970205 | 21.95 | L |
| 970034 | 21.95 | L | 970077 | 18.95 | L | 970120 | 22.95 | L | 970163 | 18.95 | L | 970206 | 22.95 | L |
| 970035 | 21.95 | L | 970078 | 19.95 | L | 970121 | 22.95 | L | 970164 | 19.95 | L | 970207 | 22.95 | L |
| 970036 | 21.95 | L | 970079 | 18.95 | L | 970122 | 22.95 | L | 970165 | 18.95 | L | 970208 | 22.95 | L |
| 970037 | 22.95 | L | 970080 | 19.95 | L | 970123 | 19.95 | L | 970166 | 18.95 | L | 970210 | 16.95 | L |
| 970038 | 21.95 | L | 970081 | 19.95 | L | 970124 | 19.95 | L | 970167 | 19.95 | L | 970211 | 18.95 | L |
| 970039 | 22.95 | L | 970082 | 18.95 | L | 970125 | 19.95 | L | 970168 | 19.95 | L | 970212 | 18.95 | L |
| 970040 | 22.95 | L | 970083 | 19.95 | L | 970126 | 19.95 | L | 970169 | 19.95 | L | 970213 | 18.95 | L |
| 970041 | 22.95 | L | 970084 | 18.95 | L | 970127 | 22.95 | L | 970170 | 19.95 | L | 970214 | 18.95 | L |
| 970042 | 22.95 | L | 970085 | 19.95 | L | 970128 | 18.95 | L | 970171 | 20.95 | L | 970215 | 15.95 | L |
| 970043 | 22.95 | L | 970086 | 18.95 | L | 970129 | 18.95 | L | 970172 | 20.95 | L | 970216 | 16.95 | L |

- accessories
- body
- handlebar & grips
- cables & levers
- exhaust
- engine
- fuel & intake
- electrical & ignition
- clutch
- drive
- bearings
- brakes**
- steering & suspension
- tires
- tools & shop

VESRAH BRAKE PRICING CONTINUED

| |
|-----------------------|
| accessories |
| body |
| handlebar & grips |
| cables & levers |
| exhaust |
| engine |
| fuel & intake |
| electrical & ignition |
| clutch |
| drive |
| bearings |
| brakes |
| steering & suspension |
| tires |
| tools & shop |

| | | | | | | | | | | | | | | |
|--------|-------|---|--------|-------|---|--------|-------|---|--------|-------|---|--------|-------|---|
| 970217 | 18.95 | L | 970283 | 25.95 | L | 970667 | 31.95 | L | 970734 | 26.95 | L | 970801 | 29.95 | L |
| 970218 | 18.95 | L | 970284 | 18.95 | L | 970668 | 36.95 | L | 970735 | 33.95 | L | 970802 | 27.95 | L |
| 970219 | 18.95 | L | 970285 | 18.95 | L | 970669 | 36.95 | L | 970736 | 27.95 | L | 970803 | 22.95 | L |
| 970220 | 18.95 | L | 970286 | 18.95 | L | 970670 | 30.95 | L | 970737 | 48.95 | L | 970804 | 22.95 | L |
| 970221 | 18.95 | L | 970287 | 18.95 | L | 970671 | 35.95 | L | 970738 | 36.95 | L | 970805 | 34.95 | L |
| 970222 | 18.95 | L | 970288 | 18.95 | L | 970672 | 35.95 | L | 970739 | 37.95 | L | 970806 | 27.95 | L |
| 970223 | 18.95 | L | 970289 | 18.95 | L | 970673 | 35.95 | L | 970740 | 24.95 | L | 970807 | 31.95 | L |
| 970224 | 18.95 | L | 970290 | 16.95 | L | 970674 | 33.95 | L | 970741 | 39.95 | L | 970808 | 32.95 | L |
| 970225 | 19.95 | L | 970291 | 16.95 | L | 970675 | 41.95 | L | 970742 | 37.95 | L | 970809 | 27.95 | L |
| 970226 | 19.95 | L | 970292 | 16.95 | L | 970676 | 32.95 | L | 970743 | 33.95 | L | 970810 | 35.95 | L |
| 970227 | 19.95 | L | 970293 | 19.95 | L | 970677 | 32.95 | L | 970744 | 36.95 | L | 970811 | 30.95 | L |
| 970228 | 19.95 | L | 970294 | 19.95 | L | 970678 | 32.95 | L | 970745 | 31.95 | L | 970812 | 89.95 | L |
| 970229 | 19.95 | L | 970295 | 16.95 | L | 970679 | 36.95 | L | 970746 | 34.95 | L | 970813 | 30.95 | L |
| 970230 | 19.95 | L | 970296 | 21.95 | L | 970680 | 34.95 | L | 970747 | 28.95 | L | 970814 | 43.95 | L |
| 970231 | 19.95 | L | 970616 | 37.95 | L | 970681 | 30.95 | L | 970748 | 29.95 | L | 970815 | 33.95 | L |
| 970232 | 19.95 | L | 970617 | 37.95 | L | 970682 | 34.95 | L | 970749 | 34.95 | L | 970816 | 22.95 | L |
| 970233 | 19.95 | L | 970618 | 23.95 | L | 970683 | 37.95 | L | 970750 | 34.95 | L | 970817 | 29.95 | L |
| 970234 | 19.95 | L | 970619 | 33.95 | L | 970684 | 27.95 | L | 970751 | 34.95 | L | 970818 | 35.95 | L |
| 970235 | 19.95 | L | 970620 | 25.95 | L | 970685 | 35.95 | L | 970752 | 33.95 | L | 970819 | 27.95 | L |
| 970236 | 19.95 | L | 970621 | 34.95 | L | 970686 | 22.95 | L | 970753 | 39.95 | L | 970820 | 29.95 | L |
| 970237 | 19.95 | L | 970622 | 37.95 | L | 970687 | 31.95 | L | 970754 | 36.95 | L | 970821 | 24.95 | L |
| 970238 | 19.95 | L | 970623 | 34.95 | L | 970688 | 36.95 | L | 970755 | 28.95 | L | 970822 | 27.95 | L |
| 970239 | 19.95 | L | 970624 | 30.95 | L | 970689 | 36.95 | L | 970756 | 34.95 | L | 970823 | 34.95 | L |
| 970240 | 19.95 | L | 970625 | 31.95 | L | 970690 | 36.95 | L | 970757 | 35.95 | L | 970824 | 25.95 | L |
| 970241 | 19.95 | L | 970626 | 30.95 | L | 970691 | 39.95 | L | 970758 | 27.95 | L | 970825 | 38.95 | L |
| 970242 | 19.95 | L | 970627 | 31.95 | L | 970692 | 33.95 | L | 970759 | 28.95 | L | 970826 | 38.95 | L |
| 970243 | 19.95 | L | 970628 | 30.95 | L | 970693 | 38.95 | L | 970760 | 29.95 | L | 970827 | 38.95 | L |
| 970244 | 19.95 | L | 970629 | 35.95 | L | 970694 | 41.95 | L | 970761 | 29.95 | L | 970828 | 40.95 | L |
| 970245 | 19.95 | L | 970629 | 35.95 | L | 970695 | 34.95 | L | 970762 | 33.95 | L | 970829 | 38.95 | L |
| 970246 | 19.95 | L | 970630 | 27.95 | L | 970696 | 32.95 | L | 970763 | 33.95 | L | 970830 | 36.95 | L |
| 970247 | 19.95 | L | 970631 | 33.95 | L | 970697 | 30.95 | L | 970764 | 33.95 | L | 970831 | 31.95 | L |
| 970248 | 19.95 | L | 970632 | 28.95 | L | 970699 | 30.95 | L | 970765 | 33.95 | L | 970832 | 33.95 | L |
| 970249 | 16.95 | L | 970633 | 29.95 | L | 970700 | 33.95 | L | 970765 | 39.95 | L | 970832 | 33.95 | L |
| 970250 | 16.95 | L | 970634 | 31.95 | L | 970701 | 37.95 | L | 970766 | 25.95 | L | 970833 | 41.95 | L |
| 970251 | 19.95 | L | 970635 | 36.95 | L | 970702 | 34.95 | L | 970767 | 31.95 | L | 970834 | 29.95 | L |
| 970253 | 19.95 | L | 970636 | 22.95 | L | 970703 | 33.95 | L | 970768 | 27.95 | L | 970835 | 27.95 | L |
| 970253 | 19.95 | L | 970637 | 28.95 | L | 970704 | 31.95 | L | 970769 | 29.95 | L | 970836 | 27.95 | L |
| 970254 | 18.95 | L | 970638 | 30.95 | L | 970705 | 60.95 | L | 970770 | 29.95 | L | 970837 | 27.95 | L |
| 970255 | 18.95 | L | 970639 | 38.95 | L | 970706 | 30.95 | L | 970771 | 29.95 | L | 970838 | 35.95 | L |
| 970256 | 19.95 | L | 970640 | 35.95 | L | 970707 | 30.95 | L | 970772 | 50.95 | L | 970839 | 30.95 | L |
| 970257 | 19.95 | L | 970641 | 33.95 | L | 970708 | 27.95 | L | 970773 | 36.95 | L | 970840 | 10.95 | L |
| 970258 | 16.95 | L | 970642 | 23.95 | L | 970709 | 37.95 | L | 970774 | 29.95 | L | 970841 | 17.95 | L |
| 970259 | 16.95 | L | 970643 | 34.95 | L | 970710 | 31.95 | L | 970775 | 35.95 | L | 970842 | 33.95 | L |
| 970260 | 22.95 | L | 970644 | 31.95 | L | 970711 | 30.95 | L | 970776 | 29.95 | L | 970843 | 22.95 | L |
| 970261 | 21.95 | L | 970645 | 32.95 | L | 970712 | 30.95 | L | 970778 | 39.95 | L | 970844 | 13.95 | L |
| 970262 | 16.95 | L | 970646 | 31.95 | L | 970713 | 36.95 | L | 970779 | 33.95 | L | 970845 | 20.95 | L |
| 970263 | 18.95 | L | 970647 | 41.95 | L | 970714 | 34.95 | L | 970780 | 33.95 | L | 970846 | 19.95 | L |
| 970264 | 16.95 | L | 970648 | 33.95 | L | 970715 | 30.95 | L | 970781 | 39.95 | L | 970847 | 11.95 | L |
| 970265 | 16.95 | L | 970649 | 37.95 | L | 970716 | 37.95 | L | 970782 | 29.95 | L | 970848 | 22.95 | L |
| 970266 | 21.95 | L | 970650 | 37.95 | L | 970717 | 30.95 | L | 970783 | 27.95 | L | 970849 | 28.95 | L |
| 970267 | 23.95 | L | 970651 | 37.95 | L | 970718 | 30.95 | L | 970784 | 29.95 | L | 970850 | 32.95 | L |
| 970268 | 23.95 | L | 970652 | 33.95 | L | 970719 | 37.95 | L | 970785 | 29.95 | L | 970851 | 21.95 | L |
| 970269 | 43.95 | L | 970653 | 33.95 | L | 970720 | 33.95 | L | 970786 | 21.95 | L | 970852 | 22.95 | L |
| 970270 | 16.95 | L | 970654 | 33.95 | L | 970721 | 33.95 | L | 970787 | 25.95 | L | 970853 | 33.95 | L |
| 970271 | 19.95 | L | 970655 | 25.95 | L | 970722 | 36.95 | L | 970788 | 25.95 | L | 970854 | 9.95 | L |
| 970272 | 23.95 | L | 970656 | 25.95 | L | 970723 | 31.95 | L | 970789 | 28.95 | L | 970855 | 14.95 | L |
| 970273 | 23.95 | L | 970657 | 34.95 | L | 970724 | 34.95 | L | 970790 | 33.95 | L | 970856 | 19.95 | L |
| 970274 | 23.95 | L | 970658 | 30.95 | L | 970725 | 29.95 | L | 970791 | 31.95 | L | 970857 | 19.95 | L |
| 970275 | 25.95 | L | 970659 | 30.95 | L | 970726 | 28.95 | L | 970792 | 25.95 | L | 970858 | 21.95 | L |
| 970276 | 23.95 | L | 970660 | 31.95 | L | 970727 | 26.95 | L | 970794 | 24.95 | L | 970859 | 18.95 | L |
| 970277 | 23.95 | L | 970661 | 30.95 | L | 970728 | 29.95 | L | 970795 | 31.95 | L | 970860 | 15.95 | L |
| 970278 | 23.95 | L | 970662 | 30.95 | L | 970729 | 34.95 | L | 970796 | 39.95 | L | 970861 | 12.95 | L |
| 970279 | 20.95 | L | 970663 | 35.95 | L | 970730 | 34.95 | L | 970797 | 36.95 | L | 970862 | 16.95 | L |
| 970280 | 18.95 | L | 970664 | 27.95 | L | 970731 | 33.95 | L | 970798 | 31.95 | L | 970863 | 19.95 | L |
| 970281 | 18.95 | L | 970665 | 27.95 | L | 970732 | 31.95 | L | 970799 | 30.95 | L | 970864 | 17.95 | L |
| 970282 | 23.95 | L | 970666 | 33.95 | L | 970733 | 35.95 | L | 970800 | 21.95 | L | 970865 | 30.95 | L |

VESRAH BRAKE PRICING CONTINUED

| | | | | | | | | | | | | | | |
|--------|-------|---|--------|-------|---|--------|--------|---|--------|--------|---|--------|-------|---|
| 970866 | 21.95 | L | 970906 | 14.95 | L | 970946 | 25.95 | L | 983976 | 84.95 | L | 985014 | 21.95 | L |
| 970867 | 17.95 | L | 970907 | 25.95 | L | 970947 | 110.95 | L | 983977 | 89.95 | L | 985015 | 21.95 | L |
| 970868 | 19.95 | L | 970908 | 25.95 | L | 970948 | 58.95 | L | 983978 | 84.95 | L | 985016 | 21.95 | L |
| 970869 | 13.95 | L | 970910 | 26.95 | L | 972750 | 24.95 | L | 983979 | 113.95 | L | 985017 | 21.95 | L |
| 970870 | 20.95 | L | 970912 | 19.95 | L | 972752 | 50.95 | L | 983980 | 130.95 | L | 985018 | 21.95 | L |
| 970871 | 21.95 | L | 970913 | 13.95 | L | 972754 | 25.95 | L | 983981 | 84.95 | L | 985019 | 21.95 | L |
| 970872 | 21.95 | L | 970914 | 16.95 | L | 972763 | 30.95 | L | 983982 | 84.95 | L | 985020 | 21.95 | L |
| 970873 | 20.95 | L | 970915 | 12.95 | L | 972765 | 19.95 | L | 983983 | 116.95 | L | 985021 | 21.95 | L |
| 970874 | 23.95 | L | 970916 | 11.95 | L | 972767 | 19.95 | L | 983984 | 159.95 | L | 985022 | 21.95 | L |
| 970875 | 23.95 | L | 970917 | 10.95 | L | 972769 | 54.95 | L | 983985 | 89.95 | L | 985023 | 21.95 | L |
| 970876 | 17.95 | L | 970918 | 19.95 | L | 972770 | 22.95 | L | 983986 | 84.95 | L | 985024 | 21.95 | L |
| 970877 | 17.95 | L | 970919 | 14.95 | L | 972771 | 84.95 | L | 983987 | 84.95 | L | 985025 | 21.95 | L |
| 970878 | 14.95 | L | 970920 | 17.95 | L | 972772 | 34.95 | L | 983988 | 84.95 | L | 985026 | 21.95 | L |
| 970879 | 19.95 | L | 970921 | 18.95 | L | 972776 | 18.95 | L | 983989 | 113.95 | L | 985027 | 21.95 | L |
| 970880 | 11.95 | L | 970922 | 27.95 | L | 972777 | 38.95 | L | 983990 | 138.95 | L | 985028 | 21.95 | L |
| 970881 | 27.95 | L | 970923 | 13.95 | L | 972778 | 38.95 | L | 983991 | 84.95 | L | 985029 | 21.95 | L |
| 970882 | 11.95 | L | 970924 | 13.95 | L | 972779 | 18.95 | L | 983992 | 113.95 | L | 985030 | 21.95 | L |
| 970883 | 17.95 | L | 970925 | 11.95 | L | 972780 | 43.95 | L | 983993 | 130.95 | L | 985031 | 21.95 | L |
| 970884 | 19.95 | L | 970926 | 12.95 | L | 972781 | 39.95 | L | 983994 | 84.95 | L | 985032 | 21.95 | L |
| 970885 | 13.95 | L | 970927 | 21.95 | L | 972784 | 24.95 | L | 983995 | 84.95 | L | 985033 | 21.95 | L |
| 970886 | 9.95 | L | 970928 | 24.95 | L | 972785 | 29.95 | L | 983996 | 116.95 | L | 985034 | 21.95 | L |
| 970888 | 11.95 | L | 970929 | 20.95 | L | 972786 | 26.95 | L | 983997 | 138.95 | L | 985035 | 21.95 | L |
| 970890 | 18.95 | L | 970930 | 23.95 | L | 972787 | 28.95 | L | 983998 | 84.95 | L | 985036 | 21.95 | L |
| 970891 | 14.95 | L | 970931 | 11.95 | L | 972789 | 21.95 | L | 983999 | 113.95 | L | 985037 | 21.95 | L |
| 970892 | 30.95 | L | 970932 | 31.95 | L | 972790 | 31.95 | L | 985000 | 130.95 | L | 985038 | 21.95 | L |
| 970893 | 21.95 | L | 970933 | 31.95 | L | 972792 | 22.95 | L | 985001 | 121.95 | L | 985039 | 21.95 | L |
| 970894 | 18.95 | L | 970934 | 22.95 | L | 972793 | 29.95 | L | 985002 | 140.95 | L | 985040 | 21.95 | L |
| 970895 | 17.95 | L | 970935 | 32.95 | L | 972796 | 29.95 | L | 985003 | 84.95 | L | 985041 | 21.95 | L |
| 970896 | 21.95 | L | 970936 | 12.95 | L | 972798 | 36.95 | L | 985004 | 84.95 | L | 985042 | 21.95 | L |
| 970897 | 18.95 | L | 970937 | 13.95 | L | 972988 | 41.95 | L | 985005 | 113.95 | L | 985043 | 21.95 | L |
| 970898 | 23.95 | L | 970938 | 19.95 | L | 973012 | 25.95 | L | 985006 | 84.95 | L | 985044 | 21.95 | L |
| 970899 | 20.95 | L | 970939 | 30.95 | L | 983969 | 93.95 | L | 985007 | 21.95 | L | 985045 | 21.95 | L |
| 970900 | 21.95 | L | 970940 | 24.95 | L | 983970 | 84.95 | L | 985008 | 21.95 | L | 985046 | 21.95 | L |
| 970901 | 31.95 | L | 970941 | 11.95 | L | 983971 | 84.95 | L | 985009 | 21.95 | L | 985047 | 21.95 | L |
| 970902 | 22.95 | L | 970942 | 11.95 | L | 983972 | 84.95 | L | 985010 | 21.95 | L | 985048 | 21.95 | L |
| 970903 | 14.95 | L | 970943 | 14.95 | L | 983973 | 84.95 | L | 985011 | 21.95 | L | 985049 | 21.95 | L |
| 970904 | 25.95 | L | 970944 | 11.95 | L | 983974 | 113.95 | L | 985012 | 21.95 | L | 985050 | 48.95 | L |
| 970905 | 21.95 | L | 970945 | 23.95 | L | 983975 | 130.95 | L | 985013 | 21.95 | L | 985051 | 30.95 | L |

- accessories
- body
- handlebar & grips
- cables & levers
- exhaust
- engine
- fuel & intake
- electrical & ignition
- clutch
- drive
- bearings
- brakes**
- steering & suspension
- tires
- tools & shop



WILD BOAR DIRT BIKE BRAKES



Wild Boar brake pads and shoes are asbestos free and are available in two different grades: Semi-metallic made from a mixture of kevlar and carbon fiber suitable for general use or utility use and full metal made from a mixture of carbon, tin, lead, and other metallic elements for general replacement or high performance with a longer life. All pads and shoes are sold per pair, per wheel.



- accessories
- body
- handlebar & grips
- cables & levers
- exhaust
- engine
- fuel & intake
- electrical & ignition
- clutch
- drive
- bearings
- brakes**
- steering & suspension
- tires
- tools & shop

| MAKE/MODEL | YEAR | FRONT SEMI-METALLIC | | FRONT FULL METAL | | REAR HYDRAULIC SEMI-METALLIC | | REAR HYDRAULIC FULL METAL | |
|--|-------|---------------------|---------|------------------|---------|------------------------------|---------|---------------------------|---------|
| BMW | | | | | | | | | |
| G 450 X | 08-11 | 121131 | 10.95 L | 121201 | 16.95 L | 121173 | 10.95 L | 121217 | 17.95 L |
| F 650/650 ST (Chain driven/inc ABS) | 93-00 | 121137 | 10.95 L | 121205 | 25.95 L | 121172 | 10.95 L | 121216 | 19.95 L |
| F 650/650 GS (Chain driven/inc ABS) | 93-08 | 121137 | 10.95 L | 121205 | 25.95 L | 121172 | 10.95 L | 121216 | 19.95 L |
| F 650 GS (Twin Cyl) | 08-12 | 121137 | 10.95 L | 121205 | 25.95 L | 121172 | 10.95 L | 121216 | 19.95 L |
| F 650 CS (Belt Driven/inc ABS) | 00-06 | 121137 | 10.95 L | 121205 | 25.95 L | 121172 | 10.95 L | 121216 | 19.95 L |
| G 650 GS (Single cylinder/Chain Drive) | 09-13 | 121137 | 10.95 L | 121205 | 25.95 L | 121172 | 10.95 L | 121216 | 19.95 L |
| GF 650 X challenge | 07-09 | 121137 | 10.95 L | 121205 | 25.95 L | 121172 | 10.95 L | 121216 | 19.95 L |
| GF 650 X country | 07-09 | 121137 | 10.95 L | 121205 | 25.95 L | 121172 | 10.95 L | 121216 | 19.95 L |
| F 800 GS | 08-12 | 121137 | 10.95 L | 121205 | 25.95 L | 121172 | 10.95 L | 121216 | 19.95 L |
| HP2 'Enduro' | 05-08 | 121137 | 10.95 L | 121205 | 25.95 L | ---- | | ---- | |
| BETA | | | | | | | | | |
| RR250 4T | 05-08 | 121104 | 10.95 L | WB185R | 22.10 J | 121785 | TBA | 121211 | 22.95 L |
| RR/RS350 4T | 11-12 | 121104 | 10.95 L | WB185R | 22.10 J | 121785 | TBA | 121211 | 22.95 L |
| SM400 | 10-11 | 121104 | 10.95 L | WB185R | 22.10 J | 121785 | TBA | 121211 | 22.95 L |
| SM450 | 10-11 | 121104 | 10.95 L | WB185R | 22.10 J | 121785 | TBA | 121211 | 22.95 L |
| RR400 4T | 05-12 | 121104 | 10.95 L | WB185R | 22.10 J | 121785 | TBA | 121211 | 22.95 L |
| RR450 4T | 05-12 | 121104 | 10.95 L | WB185R | 22.10 J | 121785 | TBA | 121211 | 22.95 L |
| RS450 4T | 08-12 | 121104 | 10.95 L | WB185R | 22.10 J | 121785 | TBA | 121211 | 22.95 L |
| RR520 4T | 11-12 | 121104 | 10.95 L | WB185R | 22.10 J | 121785 | TBA | 121211 | 22.95 L |
| RS520 4T | 08-12 | 121104 | 10.95 L | WB185R | 22.10 J | 121785 | TBA | 121211 | 22.95 L |
| RR525 4T | 05-11 | 121104 | 10.95 L | WB185R | 22.10 J | 121785 | TBA | 121211 | 22.95 L |
| SM525 | 10-11 | 121104 | 10.95 L | WB185R | 22.10 J | 121785 | TBA | 121211 | 22.95 L |
| CPI | | | | | | | | | |
| Enduro 50 | 06-08 | 121126 | 10.95 L | 121196 | 18.95 L | 121126 | 10.95 L | 121196 | 18.95 L |
| Enduro 250 | 07-08 | 121126 | 10.95 L | 121196 | 18.95 L | 121126 | 10.95 L | 121196 | 18.95 L |
| GAS GAS | | | | | | | | | |
| EC 50 Boy Air Cooled | 05 | 121126 | 10.95 L | 121196 | 18.95 L | ---- | | ---- | |
| TXT 50 (Boy) | 04-11 | 121126 | 10.95 L | 121196 | 18.95 L | 121126 | 10.95 L | 121196 | 18.95 L |
| TXT 70 | 10-11 | 121126 | 10.95 L | 121196 | 18.95 L | 121126 | 10.95 L | 121196 | 18.95 L |
| TXT 80 | 04-08 | 121126 | 10.95 L | 121196 | 18.95 L | 121126 | 10.95 L | 121196 | 18.95 L |
| Enduros 125/250 | 00 | 121131 | 10.95 L | 121201 | 16.95 L | 121172 | 10.95 L | 121216 | 19.95 L |
| Pampera 125/250/280 | 04 | 121944 | TBA | 121945 | TBA | ---- | | ---- | |
| Pampera 125/450 | 05-06 | 121944 | TBA | 121945 | TBA | 121159 | 7.95 L | 121210 | 18.95 L |
| EC 125/200/250/300 ALL/2T | 10-12 | 121104 | 10.95 L | WB185R | 22.10 J | 121785 | TBA | 121211 | 22.95 L |
| SM 125/250 (2T) | 01-05 | 121132 | 10.95 L | 121202 | 23.95 L | 121159 | 7.95 L | 121210 | 18.95 L |
| Enduro EC 200/250/300 | 97-99 | 121131 | 10.95 L | 121201 | 16.95 L | 121159 | 7.95 L | 121210 | 18.95 L |
| MX200/250/300 | 99-00 | 121131 | 10.95 L | 121201 | 16.95 L | 121159 | 7.95 L | 121210 | 18.95 L |
| Pampera 250/320 | 98-99 | 121126 | 10.95 L | 121196 | 18.95 L | 121126 | 10.95 L | 121196 | 18.95 L |
| Contact JT25 (238cc) | 93-94 | 121126 | 10.95 L | 121196 | 18.95 L | 121126 | 10.95 L | 121196 | 18.95 L |
| SM 400 FSE (2T) | 01-02 | 121132 | 10.95 L | 121202 | 23.95 L | 121159 | 7.95 L | 121210 | 18.95 L |
| EC450 | 09 | 121104 | 10.95 L | WB185R | 22.10 J | 121159 | 7.95 L | 121210 | 18.95 L |
| FSE450 | 05-08 | 121104 | 10.95 L | WB185R | 22.10 J | 121159 | 7.95 L | 121210 | 18.95 L |
| SM 450 | 03-05 | 121132 | 10.95 L | 121202 | 23.95 L | 121159 | 7.95 L | 121210 | 18.95 L |
| EC515 | 09 | 121104 | 10.95 L | WB185R | 22.10 J | 121159 | 7.95 L | 121210 | 18.95 L |

WILD BOAR BRAKES CONTINUED

| MAKE/MODEL | YEAR | FRONT SEMI-METALLIC | | | FRONT FULL METAL | | REAR HYDRAULIC SEMI-METALLIC | | REAR HYDRAULIC FULL METAL | |
|--------------|-------|---------------------|-------|---|------------------|-------|------------------------------|--------|---------------------------|------|
| HONDA | | | | | | | | | | |
| CRF 50F | 04-12 | 121100 | 7.95 | L | ---- | | 121100 | 7.95 | L | ---- |
| XR 50R | 00-03 | 121100 | 7.95 | L | ---- | | 121100 | 7.95 | L | ---- |
| CRF 70F | 04-12 | 121101 | 10.95 | L | ---- | | 121101 | 10.95 | L | ---- |
| CR 80R | 80-81 | 121102 | 10.95 | L | ---- | | 121102 | 10.95 | L | ---- |
| CR 80R | 82 | 121102 | 10.95 | L | ---- | | 121101 | 10.95 | L | ---- |
| CR 80R | 83-85 | 121101 | 10.95 | L | ---- | | 121101 | 10.95 | L | ---- |
| CR 80R | 86-91 | WB54X | 7.95 | J | WB54R | 18.95 | J | 121101 | 10.95 | L |
| CR 80R | 92-00 | WB54X | 7.95 | J | WB54R | 18.95 | J | 121159 | 7.95 | L |
| CR 80R | 01-02 | WB843X | 13.95 | J | 121206 | 16.95 | L | 121159 | 7.95 | L |
| CR 80RB | 96-02 | WB843X | 13.95 | J | 121206 | 16.95 | L | 121159 | 7.95 | L |
| CRF 80F | 04-12 | 121101 | 10.95 | L | ---- | | 121101 | 10.95 | L | ---- |
| CR 85R/RB | 03-07 | 121101 | 10.95 | L | ---- | | 121101 | 10.95 | L | ---- |
| XL 80S | 80-85 | 121102 | 10.95 | L | ---- | | 121102 | 10.95 | L | ---- |
| XR 80 | 79-84 | 121102 | 10.95 | L | ---- | | 121102 | 10.95 | L | ---- |
| XR 80R | 85-04 | 121101 | 10.95 | L | ---- | | 121101 | 10.95 | L | ---- |
| CRF 100F | 04-13 | 121101 | 10.95 | L | ---- | | 121101 | 10.95 | L | ---- |
| CRF 110R | 13 | 121101 | 10.95 | L | ---- | | 121101 | 10.95 | L | ---- |
| XL 100 | 74 | WB303 | 9.55 | J | ---- | | 121102 | 10.95 | L | ---- |
| XL 100 | 75-76 | 121102 | 10.95 | L | ---- | | 121102 | 10.95 | L | ---- |
| XL 100 | 77-78 | WB303 | 9.55 | J | ---- | | 121102 | 10.95 | L | ---- |
| XL 100S | 79-85 | 121102 | 10.95 | L | ---- | | 121102 | 10.95 | L | ---- |
| XR 100 | 81-84 | 121102 | 10.95 | L | ---- | | 121102 | 10.95 | L | ---- |
| XR 100R | 85-04 | 121101 | 10.95 | L | ---- | | 121101 | 10.95 | L | ---- |
| XL 125 | 74-76 | 121102 | 10.95 | L | ---- | | 121102 | 10.95 | L | ---- |
| XL 125 | 77-78 | WB303 | 9.55 | J | ---- | | 121102 | 10.95 | L | ---- |
| XL 125S | 79-85 | 121102 | 10.95 | L | ---- | | 121102 | 10.95 | L | ---- |
| XL 125S | 85 | 121103 | 11.95 | L | ---- | | 121102 | 10.95 | L | ---- |
| XLR 125R | 93 | 121104 | 10.95 | L | WB185R | 22.10 | J | 121102 | 10.95 | L |
| XLR 125R | 97 | 121104 | 10.95 | L | WB185R | 22.10 | J | 121102 | 10.95 | L |
| CR 125R | 73-78 | 121102 | 10.95 | L | ---- | | 121102 | 10.95 | L | ---- |
| CR125R | 79-81 | 121791 | TBA | | ---- | | 121103 | 11.95 | L | ---- |
| CR125R | 82 | 121103 | 11.95 | L | ---- | | 121103 | 11.95 | L | ---- |
| CR125R | 83 | 121106 | 11.95 | L | ---- | | 121106 | 11.95 | L | ---- |
| CR125R | 84-85 | 121107 | 10.95 | L | 121207 | 18.95 | L | 121106 | 11.95 | L |
| CR125R | 86 | 121107 | 10.95 | L | 121207 | 18.95 | L | 121946 | TBA | ---- |
| CR125R | 87-94 | 121108 | 10.95 | L | 121194 | 20.95 | L | 121159 | 7.95 | L |
| CR125R | 95-01 | 121104 | 10.95 | L | WB185R | 22.10 | J | 121159 | 7.95 | L |
| CR125R | 02-07 | 121104 | 10.95 | L | WB185R | 22.10 | J | 121161 | 10.95 | L |
| CRF150F | 03-13 | 121104 | 10.95 | L | WB185R | 22.10 | J | 121102 | 10.95 | L |
| CRF150R/RB | 07-13 | WB843X | 13.95 | J | 121206 | 16.95 | L | 121161 | 10.95 | L |
| XL175 | 73-79 | 121947 | TBA | | ---- | | 121162 | 10.95 | L | ---- |
| XL185S | 79-83 | 121102 | 10.95 | L | ---- | | 121102 | 10.95 | L | ---- |
| XL200R | 83-84 | 121102 | 10.95 | L | ---- | | 121102 | 10.95 | L | ---- |
| XLR200R | 93 | 121104 | 10.95 | L | WB185R | 22.10 | J | 121102 | 10.95 | L |
| XR200 | 80-84 | 121102 | 10.95 | L | ---- | | 121102 | 10.95 | L | ---- |
| XR200R | 80-02 | 121102 | 10.95 | L | ---- | | 121102 | 10.95 | L | ---- |
| SL230 | 97-99 | 121104 | 10.95 | L | WB185R | 22.10 | J | 121159 | 7.95 | L |
| CRF230F | 03-12 | 121104 | 10.95 | L | WB185R | 22.10 | J | 121102 | 10.95 | L |
| CRF230 L | 08-11 | 121104 | 10.95 | L | WB185R | 22.10 | J | 121159 | 7.95 | L |
| CR250M | 76 | 121947 | TBA | | ---- | | 121947 | TBA | ---- | ---- |
| CR250R | 78-80 | 121791 | TBA | | ---- | | 121792 | TBA | ---- | ---- |
| CR250R | 81 | 121793 | TBA | | ---- | | 121103 | 11.95 | L | ---- |
| CR250R | 82-83 | 121795 | TBA | | ---- | | 121103 | 11.95 | L | ---- |
| CR250R | 84-85 | 121107 | 10.95 | L | 121207 | 18.95 | L | 121106 | 11.95 | L |
| CR250R | 86 | 121107 | 10.95 | L | 121207 | 18.95 | L | 121946 | TBA | ---- |
| CR250R | 87-88 | 121108 | 10.95 | L | 121194 | 20.95 | L | 121159 | 7.95 | L |
| CR250 R | 89 | 121108 | 10.95 | L | 121194 | 20.95 | L | 121159 | 7.95 | L |
| CR 250 R | 90-91 | 121108 | 10.95 | L | 121194 | 20.95 | L | 121159 | 7.95 | L |
| CR 250 R | 92-94 | 121108 | 10.95 | L | 121194 | 20.95 | L | 121159 | 7.95 | L |
| CR250R | 95-96 | 121104 | 10.95 | L | WB185R | 22.10 | J | 121159 | 7.95 | L |
| CR250R | 97-01 | 121104 | 10.95 | L | WB185R | 22.10 | J | 121159 | 7.95 | L |
| CR250R | 02-03 | 121104 | 10.95 | L | WB185R | 22.10 | J | 121161 | 10.95 | L |

- accessories
- body
- handlebar & grips
- cables & levers
- exhaust
- engine
- fuel & intake
- electrical & ignition
- clutch
- drive
- bearings
- brakes**
- steering & suspension
- tires
- tools & shop

WILD BOAR BRAKES CONTINUED

| MAKE/MODEL | YEAR | FRONT SEMI-METALLIC | | | FRONT FULL METAL | | | REAR HYDRAULIC SEMI-METALLIC | | | REAR HYDRAULIC FULL METAL | | |
|---|-------|---------------------|-------|---|------------------|-------|---|------------------------------|-------|---|---------------------------|-------|---|
| HONDA CONTINUED | | | | | | | | | | | | | |
| CR250R | 04-07 | 121104 | 10.95 | L | WB185R | 22.10 | J | 121161 | 10.95 | L | 121218 | 17.95 | L |
| CRF250R/X | 04-13 | 121104 | 10.95 | L | WB185R | 22.10 | J | 121161 | 10.95 | L | 121218 | 17.95 | L |
| CRF250L | 13 | ---- | | | ---- | | | 121161 | 10.95 | L | 121218 | 17.95 | L |
| CRM250AR | 97 | 121104 | 10.95 | L | WB185R | 22.10 | J | 121159 | 7.95 | L | 121210 | 18.95 | L |
| CRM250R | 89 | 121104 | 10.95 | L | WB185R | 22.10 | J | 121164 | 16.95 | L | ---- | | |
| CRM250R | 91 | 121104 | 10.95 | L | WB185R | 22.10 | J | 121159 | 7.95 | L | 121210 | 18.95 | L |
| CRM250R | 94 | 121104 | 10.95 | L | WB185R | 22.10 | J | 121159 | 7.95 | L | 121210 | 18.95 | L |
| NX250 AX-1 (STREET) | 88-90 | 121104 | 10.95 | L | WB185R | 22.10 | J | 121165 | 12.95 | L | ---- | | |
| XL250R | 82-87 | 121103 | 11.95 | L | ---- | | | 121165 | 12.95 | L | ---- | | |
| XL250S | 78-80 | 121947 | TBA | | ---- | | | 121165 | 12.95 | L | ---- | | |
| XL250S | 81 | 121947 | TBA | | ---- | | | 121166 | 12.95 | L | 121166 | 12.95 | L |
| XL250 DEGREE | 91-93 | 121104 | 10.95 | L | WB185R | 22.10 | J | 121165 | 12.95 | L | ---- | | |
| XL250 DEGREE | 95 | 121104 | 10.95 | L | WB185R | 22.10 | J | 121159 | 7.95 | L | 121210 | 18.95 | L |
| XLR250R BAJA | 89-90 | 121104 | 10.95 | L | WB185R | 22.10 | J | 121164 | 16.95 | L | ---- | | |
| XLR250RIII BAJA | 91-92 | 121104 | 10.95 | L | WB185R | 22.10 | J | 121159 | 7.95 | L | 121210 | 18.95 | L |
| XR250 | 79-80 | 121947 | TBA | | ---- | | | 121165 | 12.95 | L | ---- | | |
| XR250L | 93-96 | 121104 | 10.95 | L | WB185R | 22.10 | J | 121159 | 7.95 | L | 121210 | 18.95 | L |
| XR250R | 81-82 | 121793 | TBA | | ---- | | | 121165 | 12.95 | L | ---- | | |
| XR250R | 84-87 | 121107 | 10.95 | L | 121207 | 18.95 | L | 121102 | 10.95 | L | ---- | | |
| XR250R | 88-89 | 121108 | 10.95 | L | 121194 | 20.95 | L | 121102 | 10.95 | L | ---- | | |
| XR250R | 90 | 121108 | 10.95 | L | 121194 | 20.95 | L | 121159 | 7.95 | L | 121210 | 18.95 | L |
| XR250R | 91-95 | 121108 | 10.95 | L | 121194 | 20.95 | L | 121159 | 7.95 | L | 121210 | 18.95 | L |
| XR250R | 96-04 | 121104 | 10.95 | L | WB185R | 22.10 | J | 121159 | 7.95 | L | 121210 | 18.95 | L |
| XR250SM | 04 | 121104 | 10.95 | L | WB185R | 22.10 | J | 121161 | 10.95 | L | 121218 | 17.95 | L |
| XR250III BAJA | 95-00 | 121104 | 10.95 | L | WB185R | 22.10 | J | 121159 | 7.95 | L | 121210 | 18.95 | L |
| XL350R | 84-85 | 121107 | 10.95 | L | 121207 | 18.95 | L | 121165 | 12.95 | L | ---- | | |
| XR350R | 83 | 121106 | 11.95 | L | ---- | | | 121102 | 10.95 | L | ---- | | |
| XR350R | 84-85 | 121107 | 10.95 | L | 121207 | 18.95 | L | 121102 | 10.95 | L | ---- | | |
| XR400R | 96-04 | 121104 | 10.95 | L | WB185R | 22.10 | J | 121159 | 7.95 | L | 121210 | 18.95 | L |
| XR400RT ACIER (NE03) | 96-98 | 121104 | 10.95 | L | WB185R | 22.10 | J | 121159 | 7.95 | L | 121210 | 18.95 | L |
| XR440R | 00 | 121104 | 10.95 | L | WB185R | 22.10 | J | 121159 | 7.95 | L | 121210 | 18.95 | L |
| CR450R | 81 | 121793 | TBA | | ---- | | | 121103 | 11.95 | L | ---- | | |
| CRF450R | 02-03 | 121104 | 10.95 | L | WB185R | 22.10 | J | 121161 | 10.95 | L | 121218 | 17.95 | L |
| CRF450R | 04-13 | 121104 | 10.95 | L | WB185R | 22.10 | J | 121161 | 10.95 | L | 121218 | 17.95 | L |
| CRF450X | 05-13 | 121104 | 10.95 | L | WB185R | 22.10 | J | 121161 | 10.95 | L | 121218 | 17.95 | L |
| CR480R | 82 | 121793 | TBA | | ---- | | | 121103 | 11.95 | L | ---- | | |
| CR480R | 83 | 121795 | TBA | | ---- | | | 121106 | 11.95 | L | ---- | | |
| CR500R | 84-85 | 121107 | 10.95 | L | 121207 | 18.95 | L | 121106 | 11.95 | L | ---- | | |
| CR500R | 86 | 121107 | 10.95 | L | 121207 | 18.95 | L | 121946 | TBA | | ---- | | |
| CR500R | 87-94 | 121108 | 10.95 | L | 121194 | 20.95 | L | 121159 | 7.95 | L | 121210 | 18.95 | L |
| CR500R | 95-01 | 121104 | 10.95 | L | WB185R | 22.10 | J | 121159 | 7.95 | L | 121210 | 18.95 | L |
| XL600V TRANSALP (PD10) | 97-98 | 121104 | 10.95 | L | WB185R | 22.10 | J | 121167 | 10.95 | L | ---- | | |
| XR600R | 93 | 121104 | 10.95 | L | WB185R | 22.10 | J | 121159 | 7.95 | L | 121210 | 18.95 | L |
| XR650L | 93-11 | 121104 | 10.95 | L | WB185R | 22.10 | J | 121159 | 7.95 | L | 121210 | 18.95 | L |
| XR650R | 00-07 | 121104 | 10.95 | L | WB185R | 22.10 | J | 121159 | 7.95 | L | 121210 | 18.95 | L |
| XRV750 AFRICA TWIN | 93-01 | 121104 | 10.95 | L | WB185R | 22.10 | J | 121167 | 10.95 | L | ---- | | |
| XRV750A TWIN (RD04 RD07) | 93-98 | 121104 | 10.95 | L | WB185R | 22.10 | J | 121167 | 10.95 | L | ---- | | |
| HUSABERG | | | | | | | | | | | | | |
| All Models (Fixing pin at end of brake pad) | 93-94 | 121131 | 10.95 | L | 121201 | 16.95 | L | WB67X | 13.95 | J | 121192 | 20.95 | L |
| All Models (Fixing pin at end of brake pad) | 95-99 | 121131 | 10.95 | L | 121201 | 16.95 | L | 121173 | 10.95 | L | 121217 | 17.95 | L |
| ALL MX/ENDURO MODELS (Brembo 2 piston caliper 250mm frnt dsk) | 00-08 | 121131 | 10.95 | L | 121201 | 16.95 | L | 121173 | 10.95 | L | 121217 | 17.95 | L |
| ALL SUPERMOTARD MODELS (Beringer 4 piston caliper 310mm frnt dsk) | 00-03 | ---- | | | 121943 | 24.95 | L | 121173 | 10.95 | L | 121217 | 17.95 | L |
| FS SUPERMOTARD (FTE 4 piston caliper) | 05-08 | ---- | | | ---- | | | 121173 | 10.95 | L | 121217 | 17.95 | L |
| TE250 | 11-12 | 121131 | 10.95 | L | 121201 | 16.95 | L | 121173 | 10.95 | L | 121217 | 17.95 | L |
| TE300 | 11-12 | 121131 | 10.95 | L | 121201 | 16.95 | L | 121173 | 10.95 | L | 121217 | 17.95 | L |
| FE390 | 10-12 | 121131 | 10.95 | L | 121201 | 16.95 | L | 121173 | 10.95 | L | 121217 | 17.95 | L |
| FE450 Enduro | 09-12 | 121131 | 10.95 | L | 121201 | 16.95 | L | 121173 | 10.95 | L | 121217 | 17.95 | L |
| FX450 | 10-11 | 121131 | 10.95 | L | 121201 | 16.95 | L | 121173 | 10.95 | L | 121217 | 17.95 | L |
| FE570 Enduro | 09-12 | 121131 | 10.95 | L | 121201 | 16.95 | L | 121173 | 10.95 | L | 121217 | 17.95 | L |
| FS570 Supermoto | 10-11 | 121131 | 10.95 | L | 121201 | 16.95 | L | 121173 | 10.95 | L | 121217 | 17.95 | L |

WILD BOAR BRAKES CONTINUED

| MAKE/MODEL | YEAR | FRONT SEMI-METALLIC | | FRONT FULL METAL | | REAR HYDRAULIC SEMI-METALLIC | | REAR HYDRAULIC FULL METAL | |
|------------------|-------|---------------------|---------|------------------|---------|------------------------------|---------|---------------------------|---------|
| HUSQVARNA | | | | | | | | | |
| 50 All Husky Boy | 98-01 | 121784 | TBA | ---- | ---- | 121784 | 0.00 | ---- | ---- |
| 50 CR | 98 | 121126 | 10.95 L | 121196 | 18.95 L | ---- | ---- | ---- | ---- |
| 50 CR Junior | 05 | 121783 | TBA | ---- | ---- | ---- | ---- | ---- | ---- |
| 50 CR Senior Pro | 05 | 121783 | TBA | ---- | ---- | 121125 | 12.95 L | ---- | ---- |
| SM50 | 02 | 121782 | TBA | ---- | ---- | 121126 | 10.95 L | 121196 | 18.95 L |
| WR50 | 02 | 121782 | TBA | ---- | ---- | 121126 | 10.95 L | 121196 | 18.95 L |
| CR 50 | 11 | 121783 | TBA | ---- | ---- | 121125 | 12.95 L | ---- | ---- |
| SM 50 | 11 | 121783 | TBA | ---- | ---- | 121125 | 12.95 L | ---- | ---- |
| CR 65 | 12 | 121128 | 10.95 L | 121197 | 15.95 L | 121799 | TBA | 121800 | TBA |
| 125CR | 85-86 | 121129 | 10.95 L | 121198 | 21.95 L | ---- | ---- | ---- | ---- |
| 125CR | 85-90 | ---- | ---- | ---- | ---- | 121780 | ---- | ---- | ---- |
| 125CR | 95-99 | 121131 | 10.95 L | 121201 | 16.95 L | 121172 | 10.95 L | 121216 | 19.95 L |
| 125CR | 00-01 | 121131 | 10.95 L | 121201 | 16.95 L | 121172 | 10.95 L | 121216 | 19.95 L |
| 125CR | 02-04 | 121131 | 10.95 L | 121201 | 16.95 L | 121172 | 10.95 L | 121216 | 19.95 L |
| 125CR | 05 | 121131 | 10.95 L | 121201 | 16.95 L | 121172 | 10.95 L | 121216 | 19.95 L |
| 125CR | 06-08 | 121131 | 10.95 L | 121201 | 16.95 L | 121172 | 10.95 L | 121216 | 19.95 L |
| 125CR | 95-04 | 121131 | 10.95 L | 121201 | 16.95 L | ---- | ---- | ---- | ---- |
| 125CR | 05-10 | 121131 | 10.95 L | 121201 | 16.95 L | 121173 | 10.95 L | 121217 | 17.95 L |
| SMS125/SMS-4 125 | 98-11 | 121131 | 10.95 L | 121201 | 16.95 L | ---- | ---- | ---- | ---- |
| 125VMX | 91 | 121797 | TBA | 121798 | TBA | WB67X | 13.95 J | 121192 | 20.95 L |
| 125WMX | 90 | 121129 | 10.95 L | 121198 | 21.95 L | ---- | ---- | ---- | ---- |
| 125 WMX | 92 | WB135X | 13.95 J | 121185 | 16.95 L | WB54X | 7.95 J | WB54R | 18.95 J |
| 125WR | 83-84 | ---- | ---- | ---- | ---- | 121780 | TBA | ---- | ---- |
| 125WR | 85-86 | 121797 | 0.00 | 121798 | 0.00 L | ---- | ---- | ---- | ---- |
| 125WR | 85-90 | ---- | ---- | ---- | ---- | 121780 | TBA | ---- | ---- |
| 125WR | 98-05 | 121131 | 10.95 | 121201 | 16.95 L | 121172 | 10.95 L | 121216 | 19.95 L |
| 125WR | 06-13 | 121131 | 10.95 L | 121201 | 16.95 L | 121173 | 10.95 L | 121217 | 17.95 L |
| 125WRE | 02-11 | 121131 | 10.95 L | 121201 | 16.95 L | 121173 | 10.95 L | 121217 | 17.95 L |
| 125WRK | 88 | 121797 | TBA | 121798 | TBA | ---- | ---- | ---- | ---- |
| 125WXC | 94 | WB135X | 13.95 J | 121185 | 16.95 L | WB54X | 7.95 J | WB54R | 18.95 J |
| 125WXC | 96 | 121131 | 10.95 L | 121201 | 16.95 L | 121172 | 10.95 L | 121216 | 19.95 L |
| 125WXE | 90 | 121797 | TBA | 121798 | TBA | ---- | ---- | ---- | ---- |
| 125WXE | 91 | 121797 | TBA | 121798 | TBA | WB67X | 13.95 J | 121192 | 20.95 L |
| 125WXE | 92-94 | WB135X | 13.95 J | 121185 | 16.95 L | WB54X | 7.95 J | WB54R | 18.95 J |
| 125WXE | 95-96 | 121131 | 10.95 L | 121201 | 16.95 L | 121172 | 10.95 L | 121216 | 19.95 L |
| 125XC | 85 | 121129 | 10.95 L | 121198 | 21.95 L | ---- | ---- | ---- | ---- |
| WR240 | 85-90 | 121797 | TBA | 121798 | TBA | 121780 | TBA | ---- | ---- |
| WR240 | 91 | 121797 | TBA | 121798 | TBA | ---- | ---- | ---- | ---- |
| WRK240 | 89-90 | 121797 | TBA | 121798 | TBA | 121781 | TBA | ---- | ---- |
| 250CR | 85-87 | 121129 | 10.95 L | 121198 | 21.95 L | 121780 | TBA | ---- | ---- |
| 250CR | 95-04 | 121131 | 10.95 L | 121201 | 16.95 L | 121172 | 10.95 L | 121216 | 19.95 L |
| 250CR | 05 | 121131 | 10.95 L | 121201 | 16.95 L | 121173 | 10.95 L | 121217 | 17.95 L |
| 250WMX | 92 | WB135X | 13.95 J | 121185 | 16.95 L | WB54X | 7.95 J | WB54R | 18.95 J |
| 250WMX | 92-94 | WB135X | 13.95 J | 121185 | 16.95 L | ---- | ---- | ---- | ---- |
| 250WR | 87-88 | 121797 | TBA | 121798 | TBA | ---- | ---- | ---- | ---- |
| 250WR | 90-91 | 121797 | TBA | 121798 | TBA | ---- | ---- | ---- | ---- |
| 250WR | 95-05 | 121131 | 10.95 L | 121201 | 16.95 L | 121172 | 10.95 L | 121216 | 19.95 L |
| 250WR | 06-12 | 121131 | 10.95 L | 121201 | 16.95 L | 121173 | 10.95 L | 121217 | 17.95 L |
| 250WXC | 93-94 | WB135X | 13.95 J | 121185 | 16.95 L | WB54X | 7.95 J | WB54R | 18.95 J |
| 250WXC | 96 | 121131 | 10.95 L | 121201 | 16.95 L | 121172 | 10.95 L | 121216 | 19.95 L |
| 250WXE | 90 | 121797 | TBA | 121798 | TBA | ---- | ---- | ---- | ---- |
| 250WXE | 91 | 121797 | TBA | 121798 | TBA | WB67X | 13.95 J | 121192 | 20.95 L |
| 250WXE | 92-94 | WB135X | 13.95 J | 121185 | 16.95 L | WB54X | 7.95 J | WB54R | 18.95 J |
| 250WXE | 95-96 | 121131 | 10.95 L | 121201 | 16.95 L | 121172 | 10.95 L | 121216 | 19.95 L |
| 250XC | 85 | 121129 | 10.95 L | 121198 | 21.95 L | ---- | ---- | ---- | ---- |
| 250XC | 87-88 | 121797 | TBA | 121798 | TBA | ---- | ---- | ---- | ---- |
| TE250 | 02-05 | 121131 | 10.95 L | 121201 | 16.95 L | 121172 | 10.95 L | 121216 | 19.95 L |
| TE250 | 06-12 | 121131 | 10.95 L | 121201 | 16.95 L | 121173 | 10.95 L | 121217 | 17.95 L |
| TC250 | 05-12 | 121131 | 10.95 L | 121201 | 16.95 L | 121173 | 10.95 L | 121217 | 17.95 L |
| TXC250 | 08-13 | 121131 | 10.95 L | 121201 | 16.95 L | 121173 | 10.95 L | 121217 | 17.95 L |
| 260WXE | 91 | 121797 | TBA | 121798 | TBA | WB67X | 13.95 J | 121192 | 20.95 L |
| 260WXE | 92 | WB135X | 13.95 J | 121185 | 16.95 L | WB54X | 7.95 J | WB54R | 18.95 J |

- accessories
- body
- handlebar & grips
- cables & levers
- exhaust
- engine
- fuel & intake
- electrical & ignition
- clutch
- drive
- bearings
- brakes**
- steering & suspension
- tires
- tools & shop

WILD BOAR BRAKES CONTINUED

| MAKE/MODEL | YEAR | FRONT SEMI-METALLIC | | | FRONT FULL METAL | | | REAR HYDRAULIC SEMI-METALLIC | | REAR HYDRAULIC FULL METAL | | | |
|----------------------------|-------|---------------------|-------|-------|------------------|-------|-------|------------------------------|-------|---------------------------|--------|-------|-------|
| HUSQVARNA CONTINUED | | | | | | | | | | | | | |
| WR300 | 09-12 | 121131 | 10.95 | L | 121201 | 16.95 | L | 121172 | 10.95 | L | 121216 | 19.95 | L |
| TE310 | 09-13 | 121131 | 10.95 | L | 121201 | 16.95 | L | 121173 | 10.95 | L | 121217 | 17.95 | L |
| TXC310 | 12-13 | 121131 | 10.95 | L | 121201 | 16.95 | L | 121173 | 10.95 | L | 121217 | 17.95 | L |
| 360WR | 97-03 | 121131 | 10.95 | L | 121201 | 16.95 | L | ----- | ----- | ----- | ----- | ----- | ----- |
| 360WR | 98-01 | ----- | ----- | ----- | ----- | ----- | ----- | 121172 | 10.95 | L | 121216 | 19.95 | L |
| 360WXC | 93 | WB135X | 13.95 | J | 121185 | 16.95 | L | ----- | ----- | ----- | ----- | ----- | ----- |
| 360WXC | 94 | WB135X | 13.95 | J | 121185 | 16.95 | L | WB54X | 7.95 | J | WB54R | 18.95 | J |
| 360WXC | 96 | 121131 | 10.95 | L | 121201 | 16.95 | L | 121172 | 10.95 | L | 121216 | 19.95 | L |
| 360WXE | 94-95 | WB135X | 13.95 | J | 121185 | 16.95 | L | WB54X | 7.95 | J | WB54R | 18.95 | J |
| 360WXE | 96 | 121131 | 10.95 | L | 121201 | 16.95 | L | 121172 | 10.95 | L | 121216 | 19.95 | L |
| SM400R | 02 | 121132 | 10.95 | L | 121202 | 23.95 | L | 121172 | 10.95 | L | 121216 | 19.95 | L |
| 400TE | 01-02 | 121131 | 10.95 | L | 121201 | 16.95 | L | 121172 | 10.95 | L | 121216 | 19.95 | L |
| 400XC | 85 | 121129 | 10.95 | L | 121198 | 21.95 | L | ----- | ----- | ----- | ----- | ----- | ----- |
| 410TE | 96-99 | 121131 | 10.95 | L | 121201 | 16.95 | L | 121172 | 10.95 | L | 121216 | 19.95 | L |
| 410E TE | 00 | 121131 | 10.95 | L | 121201 | 16.95 | L | 121172 | 10.95 | L | 121216 | 19.95 | L |
| 410WEC | 96 | 121131 | 10.95 | L | 121201 | 16.95 | L | 121172 | 10.95 | L | 121216 | 19.95 | L |
| 410WXC | 96 | 121131 | 10.95 | L | 121201 | 16.95 | L | 121172 | 10.95 | L | 121216 | 19.95 | L |
| 430AE | 85 | 121129 | 10.95 | L | 121198 | 21.95 | L | ----- | ----- | ----- | ----- | ----- | ----- |
| 430AE | 87 | 121797 | TBA | | 121798 | TBA | | ----- | ----- | ----- | ----- | ----- | ----- |
| 430CR | 87 | 121797 | TBA | | 121798 | TBA | | ----- | ----- | ----- | ----- | ----- | ----- |
| 430WR | 87 | 121797 | TBA | | 121798 | TBA | | ----- | ----- | ----- | ----- | ----- | ----- |
| TC449 | 11-12 | 121131 | 10.95 | L | 121201 | 16.95 | L | 121173 | 10.95 | L | 121217 | 17.95 | L |
| SM450 | 01-05 | 121132 | 10.95 | L | 121202 | 23.95 | L | 121132 | 10.95 | L | 121202 | 23.95 | L |
| SM450RR | 06-08 | 121136 | 26.95 | L | ----- | ----- | ----- | 121173 | 10.95 | L | 121217 | 17.95 | L |
| SM450R | 07-10 | 121136 | 26.95 | L | ----- | ----- | ----- | 121173 | 10.95 | L | 121217 | 17.95 | L |
| TC450 | 02-04 | 121131 | 10.95 | L | 121201 | 16.95 | L | 121172 | 10.95 | L | 121216 | 19.95 | L |
| TC450 | 05-10 | 121131 | 10.95 | L | 121201 | 16.95 | L | 121173 | 10.95 | L | 121217 | 17.95 | L |
| TE450 | 02-05 | 121131 | 10.95 | L | 121201 | 16.95 | L | 121172 | 10.95 | L | 121216 | 19.95 | L |
| TE450 | 06-08 | 121131 | 10.95 | L | 121201 | 16.95 | L | 121173 | 10.95 | L | 121217 | 17.95 | L |
| TE450 | 10 | 121131 | 10.95 | L | 121201 | 16.95 | L | 121173 | 10.95 | L | 121217 | 17.95 | L |
| TXC450 CROSS COUNTRY | 08 | 121131 | 10.95 | L | 121201 | 16.95 | L | 121173 | 10.95 | L | 121217 | 17.95 | L |
| TXC450 CROSS COUNTRY | 09-11 | 121131 | 10.95 | L | 121201 | 16.95 | L | 121173 | 10.95 | L | 121217 | 17.95 | L |
| 500CR | 85-86 | 121129 | 10.95 | L | 121198 | 21.95 | L | ----- | ----- | ----- | ----- | ----- | ----- |
| 500TC | 86 | 121129 | 10.95 | L | 121198 | 21.95 | L | ----- | ----- | ----- | ----- | ----- | ----- |
| 410 TC/TE | 95-99 | 121131 | 10.95 | L | 121201 | 16.95 | L | ----- | ----- | ----- | ----- | ----- | ----- |
| 410 TC/TE | 00 | 121131 | 10.95 | L | 121201 | 16.95 | L | ----- | ----- | ----- | ----- | ----- | ----- |
| 410 TC/TE | 06 | 121131 | 10.95 | L | 121201 | 16.95 | L | ----- | ----- | ----- | ----- | ----- | ----- |
| 500XC | 85-86 | 121129 | 10.95 | L | 121198 | 21.95 | L | ----- | ----- | ----- | ----- | ----- | ----- |
| TE510 | 86-87 | 121129 | 10.95 | L | 121198 | 21.95 | L | ----- | ----- | ----- | ----- | ----- | ----- |
| TE510 | 06-09 | 121131 | 10.95 | L | 121201 | 16.95 | L | 121173 | 10.95 | L | 121217 | 17.95 | L |
| 510TX | 87-88 | 121797 | TBA | | 121798 | TBA | | ----- | ----- | ----- | ----- | ----- | ----- |
| TC510 | 05-09 | 121131 | 10.95 | L | 121201 | 16.95 | L | 121173 | 10.95 | L | 121217 | 17.95 | L |
| TXC510/11 CROSS COUNTRY | 08-12 | 121131 | 10.95 | L | 121201 | 16.95 | L | 121173 | 10.95 | L | 121217 | 17.95 | L |
| 510WMX | 89 | 121797 | TBA | | 121798 | TBA | | WB67X | 13.95 | J | 121192 | 20.95 | L |
| 510WXE | 90 | 121797 | TBA | | 121798 | TBA | | WB67X | 13.95 | J | 121192 | 20.95 | L |
| 510R SM | 05 | 121136 | 26.95 | L | ----- | ----- | ----- | 121172 | 10.95 | L | 121216 | 19.95 | L |
| 510R SM | 06-10 | 121136 | 26.95 | L | ----- | ----- | ----- | 121173 | 10.95 | L | 121217 | 17.95 | L |
| TE511 | 11-12 | 121131 | 10.95 | L | 121201 | 16.95 | L | 121173 | 10.95 | L | 121217 | 17.95 | L |
| 570TE | 01 | 121131 | 10.95 | L | 121201 | 16.95 | L | 121172 | 10.95 | L | 121216 | 19.95 | L |
| SM570R | 01-04 | 121132 | 10.95 | L | 121202 | 23.95 | L | 121172 | 10.95 | L | 121216 | 19.95 | L |
| TE570 | 02-04 | 121131 | 10.95 | L | 121201 | 16.95 | L | 121172 | 10.95 | L | 121216 | 19.95 | L |
| 610 LT | 00 | 121135 | 10.95 | L | 121942 | 26.95 | L | ----- | ----- | ----- | ----- | ----- | ----- |
| 610 LT | 00-01 | ----- | ----- | ----- | ----- | ----- | ----- | 121172 | 10.95 | L | 121216 | 19.95 | L |
| 610SM | 97-98 | ----- | ----- | ----- | ----- | ----- | ----- | 121172 | 10.95 | L | 121216 | 19.95 | L |
| 610SM | 00-06 | 121131 | 10.95 | L | 121201 | 16.95 | L | 121172 | 10.95 | L | 121216 | 19.95 | L |
| SM610 S/IE | 07-09 | 121136 | 26.95 | L | ----- | ----- | ----- | 121173 | 10.95 | L | 121217 | 17.95 | L |
| 610TC | 98 | 121135 | 10.95 | L | 121942 | 26.95 | L | 121172 | 10.95 | L | 121216 | 19.95 | L |
| 610TC | 99 | 121131 | 10.95 | L | 121201 | 16.95 | L | 121172 | 10.95 | L | 121216 | 19.95 | L |
| 610TE | 99 | 121131 | 10.95 | L | 121201 | 16.95 | L | 121172 | 10.95 | L | 121216 | 19.95 | L |
| 610/E TC | 95-04 | 121131 | 10.95 | L | 121201 | 16.95 | L | 121172 | 10.95 | L | 121216 | 19.95 | L |
| 610/E TE | 00-09 | 121131 | 10.95 | L | 121201 | 16.95 | L | 121172 | 10.95 | L | 121216 | 19.95 | L |
| 610VMX | 91 | 121797 | TBA | | 121798 | TBA | | WB67X | 13.95 | J | 121192 | 20.95 | L |

WILD BOAR BRAKES CONTINUED

| MAKE/MODEL | YEAR | FRONT SEMI-METALLIC | | | FRONT FULL METAL | | | REAR HYDRAULIC SEMI-METALLIC | | REAR HYDRAULIC FULL METAL | | | |
|--------------------------------------|-------|---------------------|-------|---|------------------|-------|---|------------------------------|-------|---------------------------|--------|-------|---|
| HUSQVARNA CONTINUED | | | | | | | | | | | | | |
| 610WEX | 92 | WB135X | 13.95 | J | 121185 | 16.95 | L | WB54X | 7.95 | J | WB54R | 18.95 | J |
| 610WMX | 92 | WB135X | 13.95 | J | 121185 | 16.95 | L | WB54X | 7.95 | J | WB54R | 18.95 | J |
| 610WXC | 93-94 | 121797 | TBA | | 121798 | TBA | | WB67X | 13.95 | J | 121192 | 20.95 | L |
| 610WXC | 96 | 121131 | 10.95 | L | 121201 | 16.95 | L | 121172 | 10.95 | L | 121216 | 19.95 | L |
| 610WXE | 91 | 121797 | TBA | | 121798 | TBA | | WB67X | 13.95 | J | 121192 | 20.95 | L |
| 610WXE | 94 | 121797 | TBA | | 121798 | TBA | | WB67X | 13.95 | J | 121192 | 20.95 | L |
| 610WXE | 95-96 | 121131 | 10.95 | L | 121201 | 16.95 | L | 121172 | 10.95 | L | 121216 | 19.95 | L |
| 610SM | 97-98 | 121132 | 10.95 | L | 121202 | 23.95 | L | 121172 | 10.95 | L | 121216 | 19.95 | L |
| 630SMR | 06 | 121132 | 10.95 | L | 121202 | 23.95 | L | 121172 | 10.95 | L | 121216 | 19.95 | L |
| 630SMS | 10-11 | 121132 | 10.95 | L | 121202 | 23.95 | L | 121172 | 10.95 | L | 121216 | 19.95 | L |
| KAWASAKI | | | | | | | | | | | | | |
| KX60 | 85-03 | 121112 | 10.95 | L | ---- | | | 121112 | 10.95 | L | ---- | | |
| KX65 | 00-13 | 121113 | 14.95 | L | 121188 | 17.95 | L | WB54X | 7.95 | J | WB54R | 18.95 | J |
| KDX80 Mini | 80-83 | 121114 | 10.95 | L | ---- | | | 121114 | 10.95 | L | ---- | | |
| KDX80 | 84-88 | 121787 | TBA | | ---- | | | 121112 | 10.95 | L | ---- | | |
| KX80 Mini | 81-82 | 121114 | 10.95 | L | ---- | | | 121114 | 10.95 | L | ---- | | |
| KX80 | 83 | 121787 | TBA | | ---- | | | 121112 | 10.95 | L | ---- | | |
| KX80 | 84-87 | 121116 | 7.95 | L | 121189 | 19.95 | L | 121112 | 10.95 | L | ---- | | |
| KX80 | 88-96 | 121116 | 7.95 | L | 121189 | 19.95 | L | WB843X | 13.95 | J | 121206 | 16.95 | L |
| KX80 | 97-00 | 121117 | 10.95 | L | WB349R | 22.25 | J | WB843X | 13.95 | J | 121206 | 16.95 | L |
| KX85 | 01-13 | 121117 | 10.95 | L | WB349R | 22.25 | J | WB843X | 13.95 | J | 121206 | 16.95 | L |
| KX100 | 95-96 | 121116 | 7.95 | L | 121189 | 19.95 | L | WB843X | 13.95 | J | 121206 | 16.95 | L |
| KX100 | 97-13 | 121117 | 10.95 | L | WB349R | 22.25 | J | WB843X | 13.95 | J | 121206 | 16.95 | L |
| KL110 | 03-06 | 121113 | 14.95 | L | 121188 | 17.95 | L | WB54X | 7.95 | J | WB54R | 18.95 | J |
| KSR110 | 03-06 | 121113 | 14.95 | L | 121188 | 17.95 | L | WB54X | 7.95 | J | WB54R | 18.95 | J |
| KLX110 | 02-13 | 121112 | 10.95 | L | ---- | | | ---- | | | ---- | | |
| KX125 | 74-81 | 121779 | TBA | | ---- | | | 121121 | 10.95 | L | ---- | | |
| KX125 | 82 | 121116 | 7.95 | L | 121189 | 19.95 | L | 121121 | 10.95 | L | ---- | | |
| KX125 | 83-85 | WB67X | 13.95 | J | 121192 | 20.95 | L | ---- | | | ---- | | |
| KX 125 | 86 | WB67X | 13.95 | J | 121192 | 20.95 | L | WB67X | 13.95 | J | 121192 | 20.95 | L |
| KX125 | 87-88 | 121119 | 10.95 | L | 121193 | 24.95 | L | WB67X | 13.95 | J | 121192 | 20.95 | L |
| KX125 | 89-93 | WB135X | 13.95 | J | 121185 | 16.95 | L | 121168 | 10.95 | L | 121208 | 17.95 | L |
| KX125 | 94 | 121104 | 10.95 | L | WB185R | 22.10 | J | 121168 | 10.95 | L | 121208 | 17.95 | L |
| KX125 | 95-96 | 121104 | 10.95 | L | WB185R | 22.10 | J | 121159 | 7.95 | L | 121210 | 18.95 | L |
| KX125 | 97-00 | 121108 | 10.95 | L | 121194 | 20.95 | L | 121159 | 7.95 | L | 121210 | 18.95 | L |
| KX125 | 01-06 | 121104 | 10.95 | L | WB185R | 22.10 | J | 121159 | 7.95 | L | 121210 | 18.95 | L |
| KLX140 A8F/APF (17" frnt whl, 14"rr) | 08-13 | WB135X | 13.95 | J | 121185 | 16.95 | L | WB843X | 13.95 | J | 121206 | 16.95 | L |
| KLX140 A8F/APF (19" frnt whl, 16"rr) | 08-13 | WB135X | 13.95 | J | 121185 | 16.95 | L | WB843X | 13.95 | J | 121206 | 16.95 | L |
| KLX150 | 09-11 | WB135X | 13.95 | J | 121185 | 16.95 | L | WB843X | 13.95 | J | 121206 | 16.95 | L |
| KDX175 | 80-82 | 121779 | TBA | | ---- | | | 121121 | 10.95 | L | ---- | | |
| EC200 | 00-01 | 121104 | 10.95 | L | WB185R | 22.10 | J | ---- | | | ---- | | |
| KDX200 | 83-85 | 121120 | 14.95 | L | ---- | | | ---- | | | ---- | | |
| KDX200 | 86-88 | WB67X | 13.95 | J | 121192 | 20.95 | L | ---- | | | ---- | | |
| KDX200 | 89-92 | WB67X | 13.95 | J | 121192 | 20.95 | L | 121168 | 10.95 | L | 121208 | 17.95 | L |
| KDX200 | 93-94 | WB67X | 13.95 | J | 121192 | 20.95 | L | WB135X | 13.95 | J | 121185 | 16.95 | L |
| KDX200 | 95-06 | 121104 | 10.95 | L | WB185R | 22.10 | J | 121168 | 10.95 | L | 121208 | 17.95 | L |
| KDX220 | 97-05 | 121104 | 10.95 | L | WB185R | 22.10 | J | 121168 | 10.95 | L | 121208 | 17.95 | L |
| EC250 | 00-01 | 121104 | 10.95 | L | WB185R | 22.10 | J | ---- | | | ---- | | |
| KDX250 | 80-82 | WB705 | 25.50 | J | ---- | | | ---- | | | ---- | | |
| KDX250 | 83-84 | WB705 | 25.50 | J | ---- | | | 121121 | 10.95 | L | ---- | | |
| KDX250 | 91-94 | WB135X | 13.95 | J | 121185 | 16.95 | L | 121168 | 10.95 | L | 121208 | 17.95 | L |
| KLX250 | 94-07 | 121104 | 10.95 | L | WB185R | 22.10 | J | 121159 | 7.95 | L | 121210 | 18.95 | L |
| KLX250 | 93-97 | 121104 | 10.95 | L | WB185R | 22.10 | J | 121168 | 10.95 | L | 121208 | 17.95 | L |
| KLX250R | 93-98 | 121104 | 10.95 | L | WB185R | 22.10 | J | 121168 | 10.95 | L | 121208 | 17.95 | L |
| KLX250S | 06-07 | 121104 | 10.95 | L | WB185R | 22.10 | J | 121159 | 7.95 | L | 121210 | 18.95 | L |
| KLX250S | 09-12 | WB135X | 13.95 | J | 121185 | 16.95 | L | 121159 | 7.95 | L | 121210 | 18.95 | L |
| KX250 | 74 | 121121 | 10.95 | L | ---- | | | ---- | | | ---- | | |
| KX250 | 80-81 | WB705 | 25.50 | J | ---- | | | ---- | | | ---- | | |
| KX250 | 82 | 121116 | 7.95 | L | 121189 | 19.95 | L | 121121 | 10.95 | L | ---- | | |
| KX250 | 83-85 | WB67X | 13.95 | J | 121192 | 20.95 | L | 121121 | 10.95 | L | ---- | | |
| KX250 | 86 | WB67X | 13.95 | J | 121192 | 20.95 | L | WB67X | 13.95 | J | 121192 | 20.95 | L |

- accessories
- body
- handlebar & grips
- cables & levers
- exhaust
- engine
- fuel & intake
- electrical & ignition
- clutch
- drive
- bearings
- brakes**
- steering & suspension
- tires
- tools & shop

WILD BOAR BRAKES CONTINUED

| MAKE/MODEL | YEAR | FRONT SEMI-METALLIC | | | FRONT FULL METAL | | | REAR HYDRAULIC SEMI-METALLIC | | REAR HYDRAULIC FULL METAL | |
|--|--------|---------------------|-------|---|------------------|-------|---|------------------------------|-------|---------------------------|----------------|
| KAWASAKI CONTINUED | | | | | | | | | | | |
| KX250 | 87-88 | 121119 | 10.95 | L | 121193 | 24.95 | L | WB67X | 13.95 | J | 121192 20.95 L |
| KX250 | 89-93 | WB135X | 13.95 | J | 121185 | 16.95 | L | 121168 | 10.95 | L | 121208 17.95 L |
| KX250 | 94 | 121104 | 10.95 | L | WB185R | 22.10 | J | 121168 | 10.95 | L | 121208 17.95 L |
| KX250 | 95-96 | 121104 | 10.95 | L | WB185R | 22.10 | J | 121159 | 7.95 | L | 121210 18.95 L |
| KX250 | 97-00 | 121108 | 10.95 | L | 121194 | 20.95 | L | 121159 | 7.95 | L | 121210 18.95 L |
| KX250 | 01-07 | 121104 | 10.95 | L | WB185R | 22.10 | J | 121159 | 7.95 | L | 121210 18.95 L |
| KX250F | 06-13 | 121104 | 10.95 | L | WB185R | 22.10 | J | 121785 | TBA | | 121211 22.95 L |
| KZ250 / LTD/CSR/BELT | 80-83 | ---- | | | ---- | | | 121121 | 10.95 | L | ---- |
| MC250 | 00-01 | 121104 | 10.95 | L | WB185R | 22.10 | J | ---- | | | ---- |
| EC300 | 00-01 | 121104 | 10.95 | L | WB185R | 22.10 | J | ---- | | | ---- |
| KLX300 | 97-07 | 121104 | 10.95 | L | WB185R | 22.10 | J | 121159 | 7.95 | L | 121210 18.95 L |
| KLX400 SR | 03-04 | 121104 | 10.95 | L | WB185R | 22.10 | J | 121159 | 7.95 | L | 121210 18.95 L |
| KDX400 | 79-80 | WB705 | 25.50 | J | ---- | | | ---- | | | ---- |
| KX400 | 75-76 | WB705 | 25.50 | J | ---- | | | ---- | | | ---- |
| KDX420 | 81 | WB705 | 25.50 | J | ---- | | | ---- | | | ---- |
| KX420 | 80-81 | WB705 | 25.50 | J | ---- | | | ---- | | | ---- |
| KX450 F | 06-13 | 121104 | 10.95 | L | WB185R | 22.10 | J | 121785 | TBA | | 121211 22.95 L |
| KLX450 R | 08-12 | 121104 | 10.95 | L | WB185R | 22.10 | J | 121785 | TBA | | 121211 22.95 L |
| KDX450 | 82 | WB705 | 25.50 | J | ---- | | | ---- | | | ---- |
| KX450 | 06 | 121104 | 10.95 | L | WB185R | 22.10 | J | 121785 | TBA | | 121211 22.95 L |
| KX500 | 83-85 | WB67X | 13.95 | J | 121192 | 20.95 | L | 121121 | 10.95 | L | ---- |
| KX500 | 86 | WB67X | 13.95 | J | 121192 | 20.95 | L | WB67X | 13.95 | J | 121192 20.95 L |
| KX500 | 87-88 | 121119 | 10.95 | L | 121193 | 24.95 | L | WB67X | 13.95 | J | 121192 20.95 L |
| KX500 | 89-93 | WB135X | 13.95 | J | 121185 | 16.95 | L | 121168 | 10.95 | L | 121208 17.95 L |
| KX500 | 94-95 | 121104 | 10.95 | L | WB185R | 22.10 | J | 121168 | 10.95 | L | 121208 17.95 L |
| KX500 | 96-04 | 121104 | 10.95 | L | WB185R | 22.10 | J | 121159 | 7.95 | L | 121210 18.95 L |
| KLR650 | 87-07 | 121119 | 10.95 | L | 121193 | 24.95 | L | WB67X | 13.95 | J | 121192 20.95 L |
| KLR650 | 08-13 | 121123 | 10.95 | L | 121193 | 24.95 | L | 121170 | 10.95 | L | 121214 19.95 L |
| KL650 TENGAI | 90-91 | 121124 | 10.95 | L | ---- | | | WB67X | 13.95 | J | 121192 20.95 L |
| KLX650 | 93-98 | 121104 | 10.95 | L | WB185R | 22.10 | J | 121168 | 10.95 | L | 121208 17.95 L |
| KLX650 | 93-95 | 121104 | 10.95 | L | WB185R | 22.10 | J | 121168 | 10.95 | L | 121208 17.95 L |
| KLX650R | 96-98 | 121104 | 10.95 | L | WB185R | 22.10 | J | 121159 | 7.95 | L | 121210 18.95 L |
| KTM | | | | | | | | | | | |
| SX 50 Pro Senior LC | 02-03 | 121125 | 12.95 | L | 121195 | 10.95 | L | ---- | | | ---- |
| SX 50 Pro Junior LC | 02-05 | 121125 | 12.95 | L | 121195 | 10.95 | L | ---- | | | ---- |
| SX 50 Pro Senior LC | 04-07 | 121125 | 12.95 | L | 121195 | 10.95 | L | 121125 | 12.95 | L | 121195 10.95 L |
| SX 50 Pro Senior LC (F 12"/10" wheels) | 04-12 | 121125 | 12.95 | L | 121195 | 10.95 | L | 121125 | 12.95 | L | 121195 10.95 L |
| 50 SUPERMOTO | 06 | 121125 | 12.95 | L | 121195 | 10.95 | L | 121125 | 12.95 | L | 121195 10.95 L |
| SX 50 Junior LC | 07-08 | 121125 | 12.95 | L | 121195 | 10.95 | L | 121125 | 12.95 | L | 121195 10.95 L |
| SX 50 Mini (F12"/R10" wheels) | 07-08 | 121125 | 12.95 | L | 121195 | 10.95 | L | 121125 | 12.95 | L | 121195 10.95 L |
| SX 50 Mini (F10"/R10" wheels) | 09-13 | 121125 | 12.95 | L | 121195 | 10.95 | L | 121125 | 12.95 | L | 121195 10.95 L |
| SX 60 | 98-99 | 121126 | 10.95 | L | 121196 | 18.95 | L | ---- | | | ---- |
| SX 65 | 99 | 121127 | 11.95 | L | ---- | | | 121171 | 10.95 | L | 121215 18.95 L |
| SX 65 | 00-01 | 121126 | 10.95 | L | 121196 | 18.95 | L | 121171 | 10.95 | L | 121215 18.95 L |
| SX 65 | 02-03 | 121128 | 10.95 | L | 121197 | 15.95 | L | 121171 | 10.95 | L | 121215 18.95 L |
| SX 65 | 04-08 | 121128 | 10.95 | L | 121197 | 15.95 | L | 121125 | 12.95 | L | 121195 10.95 L |
| SX 65 | 09-13 | 121128 | 10.95 | L | 121197 | 15.95 | L | 121128 | 10.95 | L | 121128 10.95 L |
| XC 65 | 08 | 121128 | 10.95 | L | 121197 | 15.95 | L | 121125 | 12.95 | L | 121195 10.95 L |
| XC 65 | 09-10 | 121128 | 10.95 | L | 121197 | 15.95 | L | 121125 | 12.95 | L | 121195 10.95 L |
| MX 80 | 86-92 | 121129 | 10.95 | L | 121198 | 21.95 | L | ---- | | | ---- |
| MX 85 | 90 | 121129 | 10.95 | L | 121198 | 21.95 | L | ---- | | | ---- |
| SX 85 | 03-10 | 121128 | 10.95 | L | 121128 | 10.95 | L | 121128 | 10.95 | L | 121128 10.95 L |
| SX 85 | 11 | 121128 | 10.95 | L | 121128 | 10.95 | L | 121799 | TBA | | 121800 TBA |
| SX 85 | 12'-13 | 121801 | TBA | | 121802 | TBA | | 121799 | TBA | | 121800 TBA |
| XC 85 | 08-09 | 121128 | 10.95 | L | 121128 | 10.95 | L | 121128 | 10.95 | L | 121128 10.95 L |
| SX 105 | 07-11 | 121128 | 10.95 | L | 121128 | 10.95 | L | 121128 | 10.95 | L | 121128 10.95 L |
| XC 105 | 08-09 | 121128 | 10.95 | L | 121128 | 10.95 | L | 121128 | 10.95 | L | 121128 10.95 L |
| EXC 125 | 90-93 | 121130 | 13.95 | L | 121200 | 20.95 | L | 121130 | 13.95 | L | 121200 20.95 L |
| EXC 125 | 94-03 | 121131 | 10.95 | L | 121201 | 16.95 | L | 121172 | 10.95 | L | 121216 19.95 L |
| EXC125 | 04-07 | 121131 | 10.95 | L | 121201 | 16.95 | L | 121173 | 10.95 | L | 121217 17.95 L |
| GS125 | 98-90 | WB67X | 13.95 | J | 121192 | 20.95 | L | WB67X | 13.95 | J | 121192 20.95 L |

WILD BOAR BRAKES CONTINUED

| MAKE/MODEL | YEAR | FRONT SEMI-METALLIC | | | FRONT FULL METAL | | | REAR HYDRAULIC SEMI-METALLIC | | REAR HYDRAULIC FULL METAL | |
|----------------------|-------|---------------------|-------|---|------------------|-------|---|------------------------------|-------|---------------------------|----------------|
| KTM CONTINUED | | | | | | | | | | | |
| GS125 | 92 | 121131 | 10.95 | L | 121201 | 16.95 | L | WB67X | 13.95 | J | 121192 20.95 L |
| MX125 | 85 | 121129 | 10.95 | L | 121198 | 21.95 | L | ---- | | | ---- |
| MX125 | 86 | 121129 | 10.95 | L | 121198 | 21.95 | L | 121129 | 10.95 | L | 121198 21.95 L |
| MX125 | 88 | 121130 | 13.95 | L | 121200 | 20.95 | L | 121130 | 13.95 | L | 121200 20.95 L |
| MX125 | 89-91 | WB67X | 13.95 | J | 121192 | 20.95 | L | WB67X | 13.95 | J | 121192 20.95 L |
| MX125 | 92 | 121131 | 10.95 | L | 121201 | 16.95 | L | WB67X | 13.95 | J | 121192 20.95 L |
| SX125 | 92-03 | 121131 | 10.95 | L | 121201 | 16.95 | L | 121172 | 10.95 | L | 121216 19.95 L |
| SX125 | 04-13 | 121131 | 10.95 | L | 121201 | 16.95 | L | 121173 | 10.95 | L | 121217 17.95 L |
| XC125 | 85-86 | 121129 | 10.95 | L | 121198 | 21.95 | L | 121129 | 10.95 | L | 121198 21.95 L |
| SX150 | 08-13 | 121131 | 10.95 | L | 121201 | 16.95 | L | 121173 | 10.95 | L | 121217 17.95 L |
| XC150 | 10-13 | 121131 | 10.95 | L | 121201 | 16.95 | L | 121173 | 10.95 | L | 121217 17.95 L |
| EXC200 | 98-03 | 121131 | 10.95 | L | 121201 | 16.95 | L | 121172 | 10.95 | L | 121216 19.95 L |
| XC/EXC200 | 04-08 | 121131 | 10.95 | L | 121201 | 16.95 | L | 121173 | 10.95 | L | 121217 17.95 L |
| XC-W 200 | 07-13 | 121131 | 10.95 | L | 121201 | 16.95 | L | 121173 | 10.95 | L | 121217 17.95 L |
| MXC200 | 98-99 | 121131 | 10.95 | L | 121201 | 16.95 | L | 121172 | 10.95 | L | 121216 19.95 L |
| SX200 | 03 | 121131 | 10.95 | L | 121201 | 16.95 | L | 121172 | 10.95 | L | 121216 19.95 L |
| SX200 | 04-05 | 121131 | 10.95 | L | 121201 | 16.95 | L | 121173 | 10.95 | L | 121217 17.95 L |
| XC 200 | 06-09 | 121131 | 10.95 | L | 121201 | 16.95 | L | 121173 | 10.95 | L | 121217 17.95 L |
| DXC250 | 92 | 121131 | 10.95 | L | 121201 | 16.95 | L | WB67X | 13.95 | J | 121192 20.95 L |
| SX85 (17/14" WHEELS) | 12 | 121802 | TBA | | ---- | | | ---- | | | ---- |
| SX85 (19/16" WHEELS) | 12 | 121802 | TBA | | ---- | | | ---- | | | ---- |
| DXC300 | 92 | 121131 | 10.95 | L | 121201 | 16.95 | L | WB67X | 13.95 | J | 121192 20.95 L |
| DXC550 | 92 | 121131 | 10.95 | L | 121201 | 16.95 | L | WB67X | 13.95 | J | 121192 20.95 L |
| EXC250 | 90-93 | 121130 | 13.95 | L | 121200 | 20.95 | L | 121130 | 13.95 | L | 121200 20.95 L |
| EXC250 | 94-95 | 121131 | 10.95 | L | 121201 | 16.95 | L | WB67X | 13.95 | J | 121192 20.95 L |
| EXC250 | 96-03 | 121131 | 10.95 | L | 121201 | 16.95 | L | 121172 | 10.95 | L | 121216 19.95 L |
| XC/EXC250 | 04-07 | 121131 | 10.95 | L | 121201 | 16.95 | L | 121173 | 10.95 | L | 121217 17.95 L |
| EXC-F 250 | 06 | 121131 | 10.95 | L | 121201 | 16.95 | L | ---- | | | ---- |
| GS250 | 89-90 | WB67X | 13.95 | J | 121192 | 20.95 | L | WB67X | 13.95 | J | 121192 20.95 L |
| MX250 | 83-87 | 121129 | 10.95 | L | 121198 | 21.95 | L | 121129 | 10.95 | L | 121198 21.95 L |
| MX250 | 88 | 121130 | 13.95 | L | 121200 | 20.95 | L | 121130 | 13.95 | L | 121200 20.95 L |
| MX250 | 89-90 | WB67X | 13.95 | J | 121192 | 20.95 | L | WB67X | 13.95 | J | 121192 20.95 L |
| MX250 | 92 | 121131 | 10.95 | L | 121201 | 16.95 | L | WB67X | 13.95 | J | 121192 20.95 L |
| MXC250 | 93 | 121131 | 10.95 | L | 121201 | 16.95 | L | WB67X | 13.95 | J | 121192 20.95 L |
| MXC250 | 98 | 121131 | 10.95 | L | 121201 | 16.95 | L | 121172 | 10.95 | L | 121216 19.95 L |
| SX250 | 94-02 | 121131 | 10.95 | L | 121201 | 16.95 | L | 121172 | 10.95 | L | 121216 19.95 L |
| SX250 | 03-13 | 121131 | 10.95 | L | 121201 | 16.95 | L | 121173 | 10.95 | L | 121217 17.95 L |
| SX-F 250 | 05-13 | 121131 | 10.95 | L | 121201 | 16.95 | L | 121173 | 10.95 | L | 121217 17.95 L |
| EXC-F 250 | 06-07 | 121131 | 10.95 | L | 121201 | 16.95 | L | 121173 | 10.95 | L | 121217 17.95 L |
| XC 250 | 06-13 | 121131 | 10.95 | L | 121201 | 16.95 | L | 121173 | 10.95 | L | 121217 17.95 L |
| XC-W 250 | 06-13 | 121131 | 10.95 | L | 121201 | 16.95 | L | 121173 | 10.95 | L | 121217 17.95 L |
| XC-F 250 | 06-13 | 121131 | 10.95 | L | 121201 | 16.95 | L | 121173 | 10.95 | L | 121217 17.95 L |
| XC-F-W 250 | 06-12 | 121131 | 10.95 | L | 121201 | 16.95 | L | 121173 | 10.95 | L | 121217 17.95 L |
| TXC250 | 92 | 121131 | 10.95 | L | 121201 | 16.95 | L | WB67X | 13.95 | J | 121192 20.95 L |
| TXC300 | 92 | 121131 | 10.95 | L | 121201 | 16.95 | L | WB67X | 13.95 | J | 121192 20.95 L |
| XC250 | 84-86 | 121129 | 10.95 | L | 121198 | 21.95 | L | 121129 | 10.95 | L | 121198 21.95 L |
| XC250 | 87 | 121132 | 10.95 | L | 121202 | 23.95 | L | 121132 | 10.95 | L | 121202 23.95 L |
| XC250 | 88-89 | 121129 | 10.95 | L | 121198 | 21.95 | L | 121129 | 10.95 | L | 121198 21.95 L |
| EXC300 | 90-92 | 121130 | 13.95 | L | 121200 | 20.95 | L | 121130 | 13.95 | L | 121200 20.95 L |
| EXC300 | 93 | 121131 | 10.95 | L | 121201 | 16.95 | L | WB67X | 13.95 | J | 121192 20.95 L |
| EXC300 | 94-03 | 121131 | 10.95 | L | 121201 | 16.95 | L | 121172 | 10.95 | L | 121216 19.95 L |
| EXC300 | 04-05 | 121131 | 10.95 | L | 121201 | 16.95 | L | 121173 | 10.95 | L | 121217 17.95 L |
| GSXC/GS 300 | 85 | 121129 | 10.95 | L | 121198 | 21.95 | L | 121794 | TBA | | ---- |
| MX/MXC300 | 85 | 121129 | 10.95 | L | 121198 | 21.95 | L | 121794 | TBA | | ---- |
| MX300 | 91-92 | 121131 | 10.95 | L | 121201 | 16.95 | L | WB67X | 13.95 | J | 121192 20.95 L |
| MXC300 | 94-99 | 121131 | 10.95 | L | 121201 | 16.95 | L | 121172 | 10.95 | L | 121216 19.95 L |
| MXC300 Desert Racing | 04-06 | 121131 | 10.95 | L | 121201 | 16.95 | L | 121173 | 10.95 | L | 121217 17.95 L |
| SX300 | 94-96 | 121131 | 10.95 | L | 121201 | 16.95 | L | 121172 | 10.95 | L | 121216 19.95 L |
| XC300 | 89-90 | 121129 | 10.95 | L | 121198 | 21.95 | L | 121129 | 10.95 | L | 121198 21.95 L |
| XC300 | 06-13 | 121131 | 10.95 | L | 121201 | 16.95 | L | 121173 | 10.95 | L | 121217 17.95 L |
| XC-W 300 | 06-13 | 121131 | 10.95 | L | 121201 | 16.95 | L | 121173 | 10.95 | L | 121217 17.95 L |
| 350 Freeride | 12 | ---- | | | ---- | | | 121171 | 10.95 | L | 121215 18.95 L |

- accessories
- body
- handlebar & grips
- cables & levers
- exhaust
- engine
- fuel & intake
- electrical & ignition
- clutch
- drive
- bearings
- brakes**
- steering & suspension
- tires
- tools & shop

WILD BOAR BRAKES CONTINUED

| MAKE/MODEL | YEAR | FRONT SEMI-METALLIC | | | FRONT FULL METAL | | | REAR HYDRAULIC SEMI-METALLIC | | | REAR HYDRAULIC FULL METAL | | |
|--------------------------|--------------|---------------------|-------|---|------------------|-------|---|------------------------------|-------|---|---------------------------|-------|---|
| KTM CONTINUED | | | | | | | | | | | | | |
| EXC-F 350 | 12-13 | 121131 | 10.95 | L | 121201 | 16.95 | L | 121173 | 10.95 | L | 121217 | 17.95 | L |
| SX-F 350 | 11-13 | 121131 | 10.95 | L | 121201 | 16.95 | L | 121173 | 10.95 | L | 121217 | 17.95 | L |
| XC-F 350 | 11-13 | 121131 | 10.95 | L | 121201 | 16.95 | L | 121173 | 10.95 | L | 121217 | 17.95 | L |
| XC-F-W 350 | 12-13 | 121131 | 10.95 | L | 121201 | 16.95 | L | 121173 | 10.95 | L | 121217 | 17.95 | L |
| XC350 | 85 | 121129 | 10.95 | L | 121198 | 21.95 | L | 121129 | 10.95 | L | 121198 | 21.95 | L |
| XC350 | 87 | 121133 | 10.95 | L | 121203 | 24.95 | L | 121133 | 10.95 | L | 121203 | 24.95 | L |
| 350 FREERIDE | 12 | 121802 | TBA | | ---- | | | ---- | | | ---- | | |
| FREERIDE E | 12 | 121802 | TBA | | ---- | | | ---- | | | ---- | | |
| EXC360 | 96-97 | 121131 | 10.95 | L | 121201 | 16.95 | L | 121172 | 10.95 | L | 121216 | 19.95 | L |
| MXC360 | 96-97 | 121131 | 10.95 | L | 121201 | 16.95 | L | 121172 | 10.95 | L | 121216 | 19.95 | L |
| SX360 | 96-98 | 121131 | 10.95 | L | 121201 | 16.95 | L | 121172 | 10.95 | L | 121216 | 19.95 | L |
| SX380 | 98-03 | 121131 | 10.95 | L | 121201 | 16.95 | L | 121172 | 10.95 | L | 121216 | 19.95 | L |
| EGS400 | 96-99 | 121131 | 10.95 | L | 121201 | 16.95 | L | 121172 | 10.95 | L | 121216 | 19.95 | L |
| EXC400 | 94 | 121131 | 10.95 | L | 121201 | 16.95 | L | WB67X | 13.95 | J | 121192 | 20.95 | L |
| EXC400 | 96 | 121131 | 10.95 | L | 121201 | 16.95 | L | 121172 | 10.95 | L | 121216 | 19.95 | L |
| EXC400 | 00-01 | 121131 | 10.95 | L | 121201 | 16.95 | L | 121172 | 10.95 | L | 121216 | 19.95 | L |
| XC/EXC400 | 04-07 | 121131 | 10.95 | L | 121201 | 16.95 | L | 121173 | 10.95 | L | 121217 | 17.95 | L |
| LC4 EXC400 | 93 | 121131 | 10.95 | L | 121201 | 16.95 | L | WB67X | 13.95 | J | 121192 | 20.95 | L |
| LC4 EXC400 | 94 | 121131 | 10.95 | L | 121201 | 16.95 | L | 121172 | 10.95 | L | 121216 | 19.95 | L |
| LC4 EXC400 | 98 | 121131 | 10.95 | L | 121201 | 16.95 | L | 121172 | 10.95 | L | 121216 | 19.95 | L |
| LC4 RXC400 | 95 | 121131 | 10.95 | L | 121201 | 16.95 | L | 121172 | 10.95 | L | 121216 | 19.95 | L |
| LC4 SX400 | 98 | 121131 | 10.95 | L | 121201 | 16.95 | L | 121172 | 10.95 | L | 121216 | 19.95 | L |
| LC4-E400 | 00-01 | 121131 | 10.95 | L | 121201 | 16.95 | L | 121172 | 10.95 | L | 121216 | 19.95 | L |
| RXC400 | 97-99 | 121131 | 10.95 | L | 121201 | 16.95 | L | 121172 | 10.95 | L | 121216 | 19.95 | L |
| SC400 | 96-99 | 121131 | 10.95 | L | 121201 | 16.95 | L | 121172 | 10.95 | L | 121216 | 19.95 | L |
| SX400 | 00-02 | 121131 | 10.95 | L | 121201 | 16.95 | L | 121172 | 10.95 | L | 121216 | 19.95 | L |
| SXC400 | 99 | 121131 | 10.95 | L | 121201 | 16.95 | L | 121172 | 10.95 | L | 121216 | 19.95 | L |
| XC-W 400 | 08-11 | 121131 | 10.95 | L | 121201 | 16.95 | L | 121173 | 10.95 | L | 121217 | 17.95 | L |
| EXC440 | 94-95 | 121131 | 10.95 | L | 121201 | 16.95 | L | WB67X | 13.95 | J | 121192 | 20.95 | L |
| MXC440 | 95 | 121131 | 10.95 | L | 121201 | 16.95 | L | 121172 | 10.95 | L | 121216 | 19.95 | L |
| EXC450 Enduro Racing | 03 | 121131 | 10.95 | L | 121201 | 16.95 | L | 121172 | 10.95 | L | 121216 | 19.95 | L |
| XC/EXC450 | 04-07 | 121131 | 10.95 | L | 121201 | 16.95 | L | 121173 | 10.95 | L | 121217 | 17.95 | L |
| EXC-R 450 | 08 | 121131 | 10.95 | L | 121201 | 16.95 | L | 121173 | 10.95 | L | 121217 | 17.95 | L |
| EXC 450 | 09-11 | 121131 | 10.95 | L | 121201 | 16.95 | L | 121173 | 10.95 | L | 121217 | 17.95 | L |
| SMR450 | 05-06 | 121788 | TBA | | 121789 | TBA | | 121173 | 10.95 | L | 121217 | 17.95 | L |
| SX450 SM Factory Replica | 04 | 121132 | 10.95 | L | 121202 | 23.95 | L | 121173 | 10.95 | L | 121217 | 17.95 | L |
| SX-F 450 (USD) | 03-13 | 121132 | 10.95 | L | 121202 | 23.95 | L | 121173 | 10.95 | L | 121217 | 17.95 | L |
| XC-F 450 | 08-09/
13 | 121131 | 10.95 | L | 121201 | 16.95 | L | 121173 | 10.95 | L | 121217 | 17.95 | L |
| XC-W 450 All | 08-12 | 121131 | 10.95 | L | 121201 | 16.95 | L | 121173 | 10.95 | L | 121217 | 17.95 | L |
| XCR-W450 | 13 | 121131 | 10.95 | L | 121201 | 16.95 | L | 121173 | 10.95 | L | 121217 | 17.95 | L |
| EXC 500 | 12-13 | 121131 | 10.95 | L | 121201 | 16.95 | L | 121173 | 10.95 | L | 121217 | 17.95 | L |
| GX500 | 83 | 121129 | 10.95 | L | 121198 | 21.95 | L | ---- | | | ---- | | |
| MX500 | 82-85 | 121129 | 10.95 | L | 121198 | 21.95 | L | ---- | | | ---- | | |
| MX500 | 86 | 121129 | 10.95 | L | 121198 | 21.95 | L | 121129 | 10.95 | L | 121198 | 21.95 | L |
| MX500 | 87 | 121133 | 10.95 | L | 121203 | 24.95 | L | 121133 | 10.95 | L | 121203 | 24.95 | L |
| MX500 | 88 | 121130 | 13.95 | L | 121200 | 20.95 | L | 121130 | 13.95 | L | 121200 | 20.95 | L |
| MX500 | 89-90 | WB67X | 13.95 | J | 121192 | 20.95 | L | WB67X | 13.95 | J | 121192 | 20.95 | L |
| MX500 | 92-95 | 121131 | 10.95 | L | 121201 | 16.95 | L | WB67X | 13.95 | J | 121192 | 20.95 | L |
| XC-W 500 | 12-13 | 121131 | 10.95 | L | 121201 | 16.95 | L | 121173 | 10.95 | L | 121217 | 17.95 | L |
| SX500 | 92 | 121131 | 10.95 | L | 121201 | 16.95 | L | 121172 | 10.95 | L | 121216 | 19.95 | L |
| SX-F 505 | 07-08 | 121132 | 10.95 | L | 121202 | 23.95 | L | 121173 | 10.95 | L | 121217 | 17.95 | L |
| XC-F 505 | 08-09 | 121131 | 10.95 | L | 121201 | 16.95 | L | 121173 | 10.95 | L | 121217 | 17.95 | L |
| EXC520 | 01-03 | 121131 | 10.95 | L | 121201 | 16.95 | L | 121172 | 10.95 | L | 121216 | 19.95 | L |
| SX520 | 01-03 | 121131 | 10.95 | L | 121201 | 16.95 | L | 121172 | 10.95 | L | 121216 | 19.95 | L |
| EXC525 | 04-07 | 121131 | 10.95 | L | 121201 | 16.95 | L | 121173 | 10.95 | L | 121217 | 17.95 | L |
| MXC525 | 03 | 121131 | 10.95 | L | 121201 | 16.95 | L | 121172 | 10.95 | L | 121216 | 19.95 | L |
| MXC525 | 04-05 | 121131 | 10.95 | L | 121201 | 16.95 | L | 121173 | 10.95 | L | 121217 | 17.95 | L |
| SMR525 | 05 | 121788 | TBA | | 121789 | TBA | | 121173 | 10.95 | L | 121217 | 17.95 | L |
| SX525 Racing | 03-06 | 121131 | 10.95 | L | 121201 | 16.95 | L | 121173 | 10.95 | L | 121217 | 17.95 | L |
| SX525 SMR | 04-05 | 121132 | 10.95 | L | 121202 | 23.95 | L | 121173 | 10.95 | L | 121217 | 17.95 | L |
| XC 525 Desert Racing | 07 | 121131 | 10.95 | L | 121201 | 16.95 | L | 121173 | 10.95 | L | 121217 | 17.95 | L |
| EXC-R 530 | 08 | 121131 | 10.95 | L | 121201 | 16.95 | L | 121173 | 10.95 | L | 121217 | 17.95 | L |

WILD BOAR BRAKES CONTINUED

| MAKE/MODEL | YEAR | FRONT SEMI-METALLIC | | | FRONT FULL METAL | | | REAR HYDRAULIC SEMI-METALLIC | | REAR HYDRAULIC FULL METAL | | | |
|-------------------------------|-------|---------------------|-------|---|------------------|-------|---|------------------------------|-------|---------------------------|--------|-------|---|
| KTM CONTINUED | | | | | | | | | | | | | |
| EXC 530 | 09-11 | 121132 | 10.95 | L | 121202 | 23.95 | L | 121173 | 10.95 | L | 121217 | 17.95 | L |
| XC-W 530 | 08-10 | 121131 | 10.95 | L | 121201 | 16.95 | L | 121173 | 10.95 | L | 121217 | 17.95 | L |
| SXC540 | 99 | 121131 | 10.95 | L | 121201 | 16.95 | L | 121172 | 10.95 | L | 121216 | 19.95 | L |
| MXC550 | 93 | 121133 | 10.95 | L | 121203 | 24.95 | L | 121133 | 10.95 | L | 121203 | 24.95 | L |
| MXC550 | 94-96 | 121131 | 10.95 | L | 121201 | 16.95 | L | 121172 | 10.95 | L | 121216 | 19.95 | L |
| SMR560 | 06 | 121788 | TBA | | 121789 | TBA | | 121173 | 10.95 | L | 121217 | 17.95 | L |
| EXC600 | 93 | 121132 | 10.95 | L | 121202 | 23.95 | L | 121129 | 10.95 | L | 121198 | 21.95 | L |
| LC4 MX600 BREMBO CALIPERS | 90-91 | WB67X | 13.95 | J | 121192 | 20.95 | L | WB67X | 13.95 | J | 121192 | 20.95 | L |
| LC4 EXC600 BREMBO CALIPERS | 90-91 | WB67X | 13.95 | J | 121192 | 20.95 | L | WB67X | 13.95 | J | 121192 | 20.95 | L |
| LC4 600 | 90-92 | 121131 | 10.95 | L | 121201 | 16.95 | L | WB67X | 13.95 | J | 121192 | 20.95 | L |
| LC4 EXC 600 | 93-94 | 121131 | 10.95 | L | 121201 | 16.95 | L | WB67X | 13.95 | J | 121192 | 20.95 | L |
| LC4 EXC 600 | 95-97 | 121131 | 10.95 | L | 121201 | 16.95 | L | 121172 | 10.95 | L | 121216 | 19.95 | L |
| MX600 | 84-85 | 121129 | 10.95 | L | 121198 | 21.95 | L | ---- | | | ---- | | |
| XC600 | 84-85 | 121129 | 10.95 | L | 121198 | 21.95 | L | ---- | | | ---- | | |
| EXC620 | 96 | 121131 | 10.95 | L | 121201 | 16.95 | L | 121172 | 10.95 | L | 121216 | 19.95 | L |
| LC4 620 | 01 | 121131 | 10.95 | L | 121201 | 16.95 | L | 121172 | 10.95 | L | 121216 | 19.95 | L |
| LC4 RXC 620 | 95 | 121131 | 10.95 | L | 121201 | 16.95 | L | 121172 | 10.95 | L | 121216 | 19.95 | L |
| LC4 SX 620 | 97 | 121131 | 10.95 | L | 121201 | 16.95 | L | 121172 | 10.95 | L | 121216 | 19.95 | L |
| LC4 620 SC SUPERMOTO | 01 | 121131 | 10.95 | L | 121201 | 16.95 | L | 121172 | 10.95 | L | 121216 | 19.95 | L |
| SX620 EXC/EGS | 94 | 121131 | 10.95 | L | 121201 | 16.95 | L | WB67X | 13.95 | J | 121192 | 20.95 | L |
| SX620 | 96-97 | 121131 | 10.95 | L | 121201 | 16.95 | L | 121172 | 10.95 | L | 121216 | 19.95 | L |
| DUKE 620 | 96-98 | 121131 | 10.95 | L | 121201 | 16.95 | L | 121172 | 10.95 | L | 121216 | 19.95 | L |
| RXC620 | 96-98 | 121131 | 10.95 | L | 121201 | 16.95 | L | 121172 | 10.95 | L | 121216 | 19.95 | L |
| LC4 625 SC SUPERMOTO | 02 | 121131 | 10.95 | L | 121201 | 16.95 | L | 121172 | 10.95 | L | 121216 | 19.95 | L |
| LC4 625 SC SUPERCOMP | 02 | 121131 | 10.95 | L | 121201 | 16.95 | L | 121172 | 10.95 | L | 121216 | 19.95 | L |
| SMC625 | 05-06 | 121135 | 10.95 | L | ---- | | | 121172 | 10.95 | L | 121216 | 19.95 | L |
| SXC625 | 03-04 | 121131 | 10.95 | L | 121201 | 16.95 | L | 121172 | 10.95 | L | 121216 | 19.95 | L |
| SXC625 | 05-06 | 121131 | 10.95 | L | 121201 | 16.95 | L | 121173 | 10.95 | L | 121217 | 17.95 | L |
| SX625 | 03 | 121131 | 10.95 | L | 121201 | 16.95 | L | 121173 | 10.95 | L | 121217 | 17.95 | L |
| 640 DUKE II | 99 | 121132 | 10.95 | L | 121202 | 23.95 | L | 121129 | 10.95 | L | 121198 | 21.95 | L |
| DUKE(LIME) | 01-05 | 121135 | 10.95 | L | ---- | | | 121172 | 10.95 | L | 121216 | 19.95 | L |
| DUKE(ORPHEUS) | 01-05 | 121135 | 10.95 | L | ---- | | | 121172 | 10.95 | L | 121216 | 19.95 | L |
| DUKE(TITAN) | 01-05 | 121135 | 10.95 | L | ---- | | | 121172 | 10.95 | L | 121216 | 19.95 | L |
| LC4-E 640 ENDURO | 01-03 | 121131 | 10.95 | L | 121201 | 16.95 | L | 121172 | 10.95 | L | 121216 | 19.95 | L |
| LC4-E 640 SUPERMOTO | 01-03 | 121131 | 10.95 | L | 121201 | 16.95 | L | 121172 | 10.95 | L | 121216 | 19.95 | L |
| LC4 640 (DUAL SPORT) | 99 | 121131 | 10.95 | L | 121201 | 16.95 | L | 121172 | 10.95 | L | 121216 | 19.95 | L |
| LC4 640 ADVENTURE | 99-03 | 121131 | 10.95 | L | 121201 | 16.95 | L | 121172 | 10.95 | L | 121216 | 19.95 | L |
| LC4 640 Competition SuperMoto | 00 | 121131 | 10.95 | L | 121201 | 16.95 | L | 121172 | 10.95 | L | 121216 | 19.95 | L |
| SMC640 LC4 | 05 | 121135 | 10.95 | L | ---- | | | 121172 | 10.95 | L | 121216 | 19.95 | L |
| 640 DUKE | 03-05 | 121135 | 10.95 | L | ---- | | | 121172 | 10.95 | L | 121216 | 19.95 | L |
| SMC660 | 02-05 | 121135 | 10.95 | L | ---- | | | 121172 | 10.95 | L | 121216 | 19.95 | L |
| 690 SMC | 08-11 | 121136 | 26.95 | L | ---- | | | 121131 | 10.95 | L | 121201 | 16.95 | L |
| 690 SMR | 07-09 | 121136 | 26.95 | L | ---- | | | 121131 | 10.95 | L | 121201 | 16.95 | L |
| 950 ADVENTURE | 04-06 | 121137 | 10.95 | L | 121205 | 25.95 | L | 121131 | 10.95 | L | 121201 | 16.95 | L |
| 950 SUPERMOTO | 05-07 | 121136 | 26.95 | L | ---- | | | 121131 | 10.95 | L | 121201 | 16.95 | L |
| 950 SUPERMOTO R | 07-08 | 121136 | 26.95 | L | ---- | | | 121131 | 10.95 | L | 121201 | 16.95 | L |
| 950 SUPERENDURO R | 07-08 | 121137 | 10.95 | L | 121205 | 25.95 | L | 121131 | 10.95 | L | 121201 | 16.95 | L |
| 990 ADVENTURE/S | 07-12 | 121137 | 10.95 | L | 121205 | 25.95 | L | 121131 | 10.95 | L | 121201 | 16.95 | L |
| 990 SUPERDUKE | 05-06 | 121136 | 26.95 | L | ---- | | | 121172 | 10.95 | L | 121216 | 19.95 | L |
| 990 SM-R/SM-T | 09-11 | 121136 | 26.95 | L | ---- | | | 121131 | 10.95 | L | 121201 | 16.95 | L |
| SHERCO | | | | | | | | | | | | | |
| 0.5/0.8/1.25/2.0 | 03-10 | 121126 | 10.95 | L | 121196 | 18.95 | L | 121126 | 10.95 | L | 121196 | 18.95 | L |
| 2.5i Enduro | 05-10 | 121131 | 10.95 | L | 121201 | 16.95 | L | 121785 | TBA | | 121211 | 22.95 | L |
| 4.5 Supermoto | 04-07 | 121131 | 10.95 | L | 121201 | 16.95 | L | 121785 | TBA | | 121211 | 22.95 | L |
| 4.5iF Supermoto | 08-10 | 121131 | 10.95 | L | 121201 | 16.95 | L | 121785 | TBA | | 121211 | 22.95 | L |
| 5.1 Enduro | 05-10 | 121131 | 10.95 | L | 121201 | 16.95 | L | 121785 | TBA | | 121211 | 22.95 | L |
| SUZUKI | | | | | | | | | | | | | |
| RM50 Mini | 78-80 | 121935 | TBA | | ---- | | | 121935 | TBA | | ---- | | |
| RM50 Mini | 81-82 | 121139 | 10.95 | L | ---- | | | 121139 | 10.95 | L | ---- | | |
| RM60 Mini | 79-80 | 121935 | TBA | | ---- | | | 121935 | TBA | | ---- | | |
| RM60 Mini | 81-83 | 121139 | 10.95 | L | ---- | | | 121139 | 10.95 | L | ---- | | |

- accessories
- body
- handlebar & grips
- cables & levers
- exhaust
- engine
- fuel & intake
- electrical & ignition
- clutch
- drive
- bearings
- brakes**
- steering & suspension
- tires
- tools & shop

WILD BOAR BRAKES CONTINUED

| MAKE/MODEL | YEAR | FRONT SEMI-METALLIC | | | FRONT FULL METAL | | | REAR HYDRAULIC SEMI-METALLIC | | | REAR HYDRAULIC FULL METAL | | |
|-------------------------|-------|---------------------|-------|---|------------------|-------|--------|------------------------------|-------|------|---------------------------|-------|---|
| SUZUKI CONTINUED | | | | | | | | | | | | | |
| RM60 | 03 | 121112 | 10.95 | L | ---- | ---- | 121112 | 10.95 | L | ---- | ---- | ---- | |
| RM65 | 03-05 | 121113 | 14.95 | L | 121188 | 17.95 | L | WB54X | 7.95 | J | WB54R | 18.95 | J |
| DR-Z70 | 08-11 | 121100 | 7.95 | L | ---- | ---- | 121100 | 7.95 | L | ---- | ---- | ---- | |
| RM80 Mini | 77-79 | 121935 | TBA | L | ---- | ---- | 121935 | TBA | L | ---- | ---- | ---- | |
| RM80 Mini | 80-81 | 121139 | 10.95 | L | ---- | ---- | 121139 | 10.95 | L | ---- | ---- | ---- | |
| RM80 Mini | 82-85 | ---- | ---- | L | ---- | ---- | 121149 | 10.95 | L | ---- | ---- | ---- | |
| RM80 | 86-89 | 121116 | 7.95 | L | 121189 | 19.95 | L | 121149 | 10.95 | L | ---- | ---- | |
| RM80 | 90-95 | 121116 | 7.95 | L | 121189 | 19.95 | L | 121116 | 7.95 | L | 121189 | 19.95 | L |
| RM80 | 96-01 | 121140 | 10.95 | L | 121190 | 18.95 | L | 121116 | 7.95 | L | 121189 | 19.95 | L |
| RM85 | 02-04 | 121140 | 10.95 | L | 121190 | 18.95 | L | 121116 | 7.95 | L | 121189 | 19.95 | L |
| RM85 | 05-12 | 121117 | 10.95 | L | WB349R | 22.25 | J | 121790 | TBA | L | 121213 | 21.95 | L |
| TS100 | 76-81 | 121121 | 10.95 | L | ---- | ---- | 121121 | 10.95 | L | ---- | ---- | ---- | |
| RM100 Contender | 76-78 | 121935 | TBA | L | ---- | ---- | 121121 | 10.95 | L | ---- | ---- | ---- | |
| RM100 | 79-81 | 121935 | TBA | L | ---- | ---- | 121935 | TBA | L | ---- | ---- | ---- | |
| RM100 | 03 | 121117 | 10.95 | L | WB349R | 22.25 | J | WB84X | 7.95 | J | WB84R | 15.95 | J |
| DR125 | 82-84 | 121121 | 10.95 | L | ---- | ---- | 121121 | 10.95 | L | ---- | ---- | ---- | |
| DS125 | 79-81 | 121121 | 10.95 | L | ---- | ---- | 121121 | 10.95 | L | ---- | ---- | ---- | |
| DR-Z 110 | 03-05 | 121112 | 10.95 | L | ---- | ---- | 121935 | TBA | L | ---- | ---- | ---- | |
| DR-Z 125 | 03-12 | 121139 | 10.95 | L | ---- | ---- | 121139 | 10.95 | L | ---- | ---- | ---- | |
| RM125 | 75-78 | 121121 | 10.95 | L | ---- | ---- | 121121 | 10.95 | L | ---- | ---- | ---- | |
| RM125 Champion | 79-80 | 121121 | 10.95 | L | ---- | ---- | 121176 | 10.95 | L | ---- | ---- | ---- | |
| RM125 | 81-83 | ---- | ---- | L | ---- | ---- | 121786 | TBA | L | ---- | ---- | ---- | |
| RM125 | 84 | ---- | ---- | L | ---- | ---- | 121786 | TBA | L | ---- | ---- | ---- | |
| RM125 | 85-86 | 121142 | 13.95 | L | 121191 | 16.95 | L | 121786 | TBA | L | ---- | ---- | |
| RM125 | 87 | WB135X | 13.95 | J | 121185 | 16.95 | L | 121786 | TBA | L | ---- | ---- | |
| RM125 | 88 | WB135X | 13.95 | J | 121185 | 16.95 | L | WB843X | 13.95 | J | 121206 | 16.95 | L |
| RM125 | 89-90 | WB135X | 13.95 | J | 121185 | 16.95 | L | 121168 | 10.95 | L | 121208 | 17.95 | L |
| RM125 | 91-92 | WB135X | 13.95 | J | 121185 | 16.95 | L | 121178 | 10.95 | L | 121209 | 19.95 | L |
| RM125 | 96-08 | 121104 | 10.95 | L | WB185R | 22.10 | J | 121159 | 7.95 | L | 121210 | 18.95 | L |
| SP125 | 82-83 | 121121 | 10.95 | L | ---- | ---- | 121121 | 10.95 | L | ---- | ---- | ---- | |
| TS125 | 74-81 | 121121 | 10.95 | L | ---- | ---- | 121121 | 10.95 | L | ---- | ---- | ---- | |
| 250SB | 02-05 | 121104 | 10.95 | L | WB185R | 22.10 | J | 121159 | 7.95 | L | 121210 | 18.95 | L |
| DR250R | 95-98 | 121104 | 10.95 | L | WB185R | 22.10 | J | 121178 | 10.95 | L | 121209 | 19.95 | L |
| DR250RL | 95 | 121104 | 10.95 | L | WB185R | 22.10 | J | 121178 | 10.95 | L | 121209 | 19.95 | L |
| DR250RL | 97-98 | 121104 | 10.95 | L | WB185R | 22.10 | J | 121178 | 10.95 | L | 121209 | 19.95 | L |
| DR250RX | 96-98 | 121104 | 10.95 | L | WB185R | 22.10 | J | 121178 | 10.95 | L | 121209 | 19.95 | L |
| DR250RX | 00 | 121104 | 10.95 | L | WB185R | 22.10 | J | 121178 | 10.95 | L | 121209 | 19.95 | L |
| DR250RXG | 98 | 121104 | 10.95 | L | WB185R | 22.10 | J | 121178 | 10.95 | L | 121209 | 19.95 | L |
| DR250RXG | 00 | 121104 | 10.95 | L | WB185R | 22.10 | J | 121178 | 10.95 | L | 121209 | 19.95 | L |
| DR250RXGL | 98 | 121104 | 10.95 | L | WB185R | 22.10 | J | 121178 | 10.95 | L | 121209 | 19.95 | L |
| DR250RXL | 98-98 | 121104 | 10.95 | L | WB185R | 22.10 | J | 121178 | 10.95 | L | 121209 | 19.95 | L |
| DR-Z250 | 01-07 | 121104 | 10.95 | L | WB185R | 22.10 | J | 121178 | 10.95 | L | 121209 | 19.95 | L |
| RM250 Champion | 76-78 | 121121 | 10.95 | L | ---- | ---- | ---- | ---- | L | ---- | ---- | ---- | |
| RM250 Champion | 79-80 | ---- | ---- | L | ---- | ---- | ---- | ---- | L | ---- | ---- | ---- | |
| RM250 | 81-82 | ---- | ---- | L | ---- | ---- | 121786 | TBA | L | ---- | ---- | ---- | |
| RM250 | 83-84 | ---- | ---- | L | ---- | ---- | ---- | ---- | L | ---- | ---- | ---- | |
| RM250 | 81-83 | ---- | ---- | L | ---- | ---- | 121786 | TBA | L | ---- | ---- | ---- | |
| RM250 | 85-86 | 121142 | 13.95 | L | 121191 | 16.95 | L | 121786 | TBA | L | ---- | ---- | |
| RM250 | 87-88 | WB135X | 13.95 | J | 121185 | 16.95 | L | WB843X | 13.95 | J | 121206 | 16.95 | L |
| RM250 | 89-90 | WB135X | 13.95 | J | 121185 | 16.95 | L | 121168 | 10.95 | L | 121208 | 17.95 | L |
| RM250 | 93-95 | WB135X | 13.95 | J | 121185 | 16.95 | L | 121178 | 10.95 | L | 121209 | 19.95 | L |
| RM250 | 96-08 | 121104 | 10.95 | L | WB185R | 22.10 | J | 121159 | 7.95 | L | 121210 | 18.95 | L |
| RMX250 | 89-90 | WB135X | 13.95 | J | 121185 | 16.95 | L | 121168 | 10.95 | L | 121208 | 17.95 | L |
| RMX250 | 91-95 | WB135X | 13.95 | J | 121185 | 16.95 | L | 121178 | 10.95 | L | 121209 | 19.95 | L |
| RMX250 | 96-00 | 121104 | 10.95 | L | WB185R | 22.10 | J | 121178 | 10.95 | L | 121209 | 19.95 | L |
| RMX250S | 96-98 | 121104 | 10.95 | L | WB185R | 22.10 | J | 121159 | 7.95 | L | 121210 | 18.95 | L |
| RM-Z250 | 04-13 | 121104 | 10.95 | L | WB185R | 22.10 | J | 121785 | TBA | L | 121211 | 22.95 | L |
| DR350 | 90-96 | WB135X | 13.95 | J | 121185 | 16.95 | L | 121178 | 10.95 | L | 121209 | 19.95 | L |
| DR350 | 97-00 | 121104 | 10.95 | L | WB185R | 22.10 | J | 121178 | 10.95 | L | 121209 | 19.95 | L |
| DR350SE | 98-99 | 121104 | 10.95 | L | WB185R | 22.10 | J | 121168 | 10.95 | L | 121208 | 17.95 | L |
| RM370 | 76-77 | 121121 | 10.95 | L | ---- | ---- | ---- | ---- | L | ---- | ---- | ---- | |
| RM400 | 78 | 121121 | 10.95 | L | ---- | ---- | ---- | ---- | L | ---- | ---- | ---- | |

WILD BOAR BRAKES CONTINUED

| MAKE/MODEL | YEAR | FRONT SEMI-METALLIC | | FRONT FULL METAL | | REAR HYDRAULIC SEMI-METALLIC | | REAR HYDRAULIC FULL METAL | |
|--------------------------------|-----------------|---------------------|---------|------------------|---------|------------------------------|---------|---------------------------|---------|
| SUZUKI CONTINUED | | | | | | | | | |
| RM400 | 79-80 | ---- | | ---- | | ---- | | ---- | |
| DR-Z400 | 00-13 | 121104 | 10.95 L | WB185R | 22.10 J | 121159 | 7.95 L | 121210 | 18.95 L |
| RMX450 | 10 | 121104 | 10.95 L | WB185R | 22.10 J | 121785 | TBA | 121211 | 22.95 L |
| RM-Z450 | 05-13 | 121104 | 10.95 L | WB185R | 22.10 J | 121785 | TBA | 121211 | 22.95 L |
| RM465 | 81-82 | ---- | | ---- | | ---- | | ---- | |
| RM500 | 83-84 | ---- | | ---- | | ---- | | ---- | |
| DR650SE | 96-09 | 121104 | 10.95 L | WB185R | 22.10 J | 121168 | 10.95 L | 121208 | 17.95 L |
| TM | | | | | | | | | |
| MX Models 85/100 | 02-03 | 121131 | 10.95 L | 121201 | 16.95 L | 121172 | 10.95 L | 121216 | 19.95 L |
| MX 85 JR | 04-08 | 121131 | 10.95 L | 121201 | 16.95 L | 121159 | 7.95 L | 121210 | 18.95 L |
| EN 125 (2T) | 01-08 | 121131 | 10.95 L | 121201 | 16.95 L | 121159 | 7.95 L | 121210 | 18.95 L |
| MX Models 125/250/300 | 02-03 | 121131 | 10.95 L | 121201 | 16.95 L | 121159 | 7.95 L | 121210 | 18.95 L |
| SMM 125 Black Dream (2T) | 04-08 | ---- | | ---- | | 121129 | 10.95 L | 121198 | 21.95 L |
| SMR 125 (2T) | 05-08 | 121132 | 10.95 L | 121202 | 23.95 L | 121159 | 7.95 L | 121210 | 18.95 L |
| MX 144 (2T) | 07-08 | 121131 | 10.95 L | 121201 | 16.95 L | 121159 | 7.95 L | 121210 | 18.95 L |
| EN 250 (2T) | 01-08 | 121131 | 10.95 L | 121201 | 16.95 L | 121159 | 7.95 L | 121210 | 18.95 L |
| EN 250 F-ES (4T) | 01-08 | 121131 | 10.95 L | 121201 | 16.95 L | 121159 | 7.95 L | 121210 | 18.95 L |
| MX 250/300 (2T) | 04-08 | 121131 | 10.95 L | 121201 | 16.95 L | 121159 | 7.95 L | 121210 | 18.95 L |
| MX 250F (4T) | 02-07 | 121131 | 10.95 L | 121201 | 16.95 L | 121159 | 7.95 L | 121210 | 18.95 L |
| EN 300 (2T) | 01-08 | 121131 | 10.95 L | 121201 | 16.95 L | 121159 | 7.95 L | 121210 | 18.95 L |
| EN 450 F-ES (4T) | 04-08 | 121131 | 10.95 L | 121201 | 16.95 L | 121159 | 7.95 L | 121210 | 18.95 L |
| MX 450 F | 04-08 | 121131 | 10.95 L | 121201 | 16.95 L | 121159 | 7.95 L | 121210 | 18.95 L |
| SMM 450 Black Dream ES (4T) | 05-08 | ---- | | ---- | | 121129 | 10.95 L | 121198 | 21.95 L |
| SMR 450 F ES (4T) | 07-08 | 121132 | 10.95 L | 121202 | 23.95 L | 121159 | 7.95 L | 121210 | 18.95 L |
| SMX 450 F Competition (4T) | 01-08 | 121136 | 26.95 L | ---- | | 121159 | 7.95 L | 121210 | 18.95 L |
| EN 530 F-ES (4T) | 01-08 | 121131 | 10.95 L | 121201 | 16.95 L | 121159 | 7.95 L | 121210 | 18.95 L |
| MX 530 F (4T) | 04-08 | 121131 | 10.95 L | 121201 | 16.95 L | 121159 | 7.95 L | 121210 | 18.95 L |
| SMM 530 BlackDream ES (4T) | 02-07 | ---- | | ---- | | 121129 | 10.95 L | 121198 | 21.95 L |
| SMR 530 F ES (4T) | 01-08 | 121132 | 10.95 L | 121202 | 23.95 L | 121159 | 7.95 L | 121210 | 18.95 L |
| SMX 530 F Competition | 04-08 | 121136 | 26.95 L | ---- | | 121159 | 7.95 L | 121210 | 18.95 L |
| SMX 660 F | 04-08 | 121132 | 10.95 L | 121202 | 23.95 L | 121159 | 7.95 L | 121210 | 18.95 L |
| VERTEMATI | | | | | | | | | |
| 495 | 99-02 | 121131 | 10.95 L | 121201 | 16.95 L | 121172 | 10.95 L | 121216 | 19.95 L |
| C 450/500/570 (MX) | 03-04 | 121131 | 10.95 L | 121201 | 16.95 L | 121172 | 10.95 L | 121216 | 19.95 L |
| E 450/501/570/E (Enduro) | 03-04 | 121131 | 10.95 L | 121201 | 16.95 L | 121172 | 10.95 L | 121216 | 19.95 L |
| S 450/501/570/E (Super Motard) | 03-04 | ---- | | 121943 | 24.95 L | 121172 | 10.95 L | 121216 | 19.95 L |
| SR 450/SR 600 'Motard Racing' | 03-04 | ---- | | 121943 | 24.95 L | 121172 | 10.95 L | 121216 | 19.95 L |
| YAMAHA | | | | | | | | | |
| DT50 | 84-96 | 121433 | 10.95 L | ---- | | 121433 | 10.95 L | ---- | |
| DT50LC | 88-90 | 121433 | 10.95 L | ---- | | 121433 | 10.95 L | ---- | |
| DT50M | 78-80 | 121145 | 10.95 L | ---- | | 121145 | 10.95 L | ---- | |
| DT50MX(5N6) | 81-85 | 121145 | 10.95 L | ---- | | 121145 | 10.95 L | ---- | |
| DT50MX(1RE) | 87-88 | 121433 | 10.95 L | ---- | | 121433 | 10.95 L | ---- | |
| DT50R(3HL) | 88-90 | 121146 | 10.95 L | 121181 | 18.95 L | 121433 | 10.95 L | ---- | |
| DT50R(4CT2) | 91-95 | 121146 | 10.95 L | 121181 | 18.95 L | 121433 | 10.95 L | ---- | |
| DT50R(5BK1) | 97 | 121147 | 10.95 L | 121182 | 18.95 L | 121433 | 10.95 L | ---- | |
| TT-R50 | 06-09/
12-13 | 121100 | 7.95 L | ---- | | 121100 | 7.95 L | ---- | |
| PW50 | 90-09/
12-13 | 121148 | 10.95 L | ---- | | 121148 | 10.95 L | ---- | |
| YZ50 | 80 | 121149 | 10.95 L | ---- | | 121149 | 10.95 L | ---- | |
| YZ60 | 81-83 | 121149 | 10.95 L | ---- | | 121149 | 10.95 L | ---- | |
| DT80 | 81-82 | 121145 | 10.95 L | ---- | | 121145 | 10.95 L | ---- | |
| DT80 | 83 | 121433 | 10.95 L | ---- | | 121433 | 10.95 L | ---- | |
| YZ80 | 74-79 | 121149 | 10.95 L | ---- | | 121145 | 10.95 L | ---- | |
| YZ80 | 80-85 | 121149 | 10.95 L | ---- | | 121149 | 10.95 L | ---- | |
| YZ80 | 86-92 | 121150 | 10.95 L | 121183 | 18.95 L | 121149 | 10.95 L | ---- | |
| YZ80 | 93-01 | 121150 | 10.95 L | 121183 | 18.95 L | WB843X | 13.95 J | 121206 | 16.95 L |
| PW80 | 92-08 | 121149 | 10.95 L | ---- | | 121433 | 10.95 L | ---- | |
| YZ85 | 02-13 | 121150 | 10.95 L | 121183 | 18.95 L | WB843X | 13.95 J | 121206 | 16.95 L |

- accessories
- body
- handlebar & grips
- cables & levers
- exhaust
- engine
- fuel & intake
- electrical & ignition
- clutch
- drive
- bearings
- brakes
- steering & suspension
- tires
- tools & shop

WILD BOAR BRAKES CONTINUED

| MAKE/MODEL | YEAR | FRONT SEMI-METALLIC | | | FRONT FULL METAL | | REAR HYDRAULIC SEMI-METALLIC | | REAR HYDRAULIC FULL METAL | |
|----------------------------------|-----------------|---------------------|-------|---|------------------|---------|------------------------------|-------|---------------------------|----------------|
| YAMAHA CONTINUED | | | | | | | | | | |
| TTR90 | 00-07 | 121149 | 10.95 | L | ---- | | 121433 | 10.95 | L | ---- |
| DT100 | 74-82 | 121145 | 10.95 | L | ---- | | 121145 | 10.95 | L | ---- |
| DT100 | 83 | 121433 | 10.95 | L | ---- | | 121433 | 10.95 | L | ---- |
| RT100 | 90-00 | 121433 | 10.95 | L | ---- | | 121433 | 10.95 | L | ---- |
| YZ100 | 76-77 | 121151 | 13.95 | L | ---- | | WB506 | 17.15 | J | ---- |
| YZ100 | 78-81 | 121145 | 10.95 | L | ---- | | WB506 | 17.15 | J | ---- |
| YZ100 | 82-83 | 121433 | 10.95 | L | ---- | | WB506 | 17.15 | J | ---- |
| MX100 | 74-75/
79-82 | 121145 | 10.95 | L | ---- | | 121145 | 10.95 | L | ---- |
| MX100 | 83 | 121433 | 10.95 | L | ---- | | 121433 | 10.95 | L | ---- |
| TTR110 | 08-09 | 121149 | 10.95 | L | ---- | | 121433 | 10.95 | L | ---- |
| DT125MX | 80-81 | WB506 | 17.15 | J | ---- | | WB506 | 17.15 | J | ---- |
| IT125 | 80-82 | 121145 | 10.95 | L | ---- | | WB506 | 17.15 | J | ---- |
| XT125 | 82-83 | WB506 | 17.15 | J | ---- | | 121433 | 10.95 | L | ---- |
| YZ125 | 74-75 | WB506 | 17.15 | J | ---- | | 121145 | 10.95 | L | ---- |
| YZ125 | 76-83 | 121151 | 13.95 | L | ---- | | WB506 | 17.15 | J | ---- |
| YZ125 | 84 | 121796 | TBA | | ---- | | WB506 | 17.15 | J | ---- |
| YZ125 | 85-86 | 121153 | 10.95 | L | 121184 | 18.95 L | WB506 | 17.15 | J | ---- |
| YZ125 | 87 | 121153 | 10.95 | L | 121184 | 18.95 L | WB506 | 17.15 | J | ---- |
| YZ125 | 88 | 121153 | 10.95 | L | 121184 | 18.95 L | 121146 | 10.95 | L | 121181 18.95 L |
| YZ125 | 89 | WB135X | 13.95 | J | 121185 | 16.95 L | WB843X | 13.95 | J | 121206 16.95 L |
| YZ125 | 90-93 | WB135X | 13.95 | J | 121185 | 16.95 L | 121168 | 10.95 | L | 121208 17.95 L |
| YZ125 | 94-97 | WB135X | 13.95 | J | 121185 | 16.95 L | 121178 | 10.95 | L | 121209 19.95 L |
| YZ125 | 98-02 | 121104 | 10.95 | L | WB185R | 22.10 J | 121159 | 7.95 | L | 121210 18.95 L |
| YZ125 | 03-07 | 121104 | 10.95 | L | WB185R | 22.10 J | 121785 | TBA | | 121211 22.95 L |
| YZ125 | 08-12 | 121154 | 15.95 | L | 121186 | 18.95 L | 121785 | TBA | | 121211 22.95 L |
| WR125 | 98 | 121104 | 10.95 | L | WB185R | 22.10 J | 121180 | 10.95 | L | 121212 22.95 L |
| TTR125 17"/14" WHEELS FOR DRUM | 00-09 | 121433 | 10.95 | L | ---- | | 121433 | 10.95 | L | ---- |
| TTR125 19"/16" FRT DISK, RR DRUM | 00-09/
11-13 | 121150 | 10.95 | L | 121183 | 18.95 L | 121433 | 10.95 | L | ---- |
| DT175 | 74-81 | WB506 | 17.15 | J | ---- | | WB506 | 17.15 | J | ---- |
| IT175 | 77-83 | 121151 | 13.95 | L | ---- | | WB506 | 17.15 | J | ---- |
| MX175 | 79-81 | 121145 | 10.95 | L | ---- | | WB506 | 17.15 | J | ---- |
| YZ175 | 76 | 121151 | 13.95 | L | ---- | | WB506 | 17.15 | J | ---- |
| RT180 | 90-92 | 121146 | 10.95 | L | 121181 | 18.95 L | WB506 | 17.15 | J | ---- |
| RT180 | 93 | 121146 | 10.95 | L | 121181 | 18.95 L | WB527 | 18.20 | J | ---- |
| IT200 | 84-85 | 121948 | TBA | | ---- | | 121948 | TBA | | ---- |
| IT200 | 86 | 121153 | 10.95 | L | 121184 | 18.95 L | 121948 | TBA | | ---- |
| TW200 | 87-91 | WB506 | 17.15 | J | ---- | | WB527 | 18.20 | J | ---- |
| TW200 | 92-00 | WB527 | 18.20 | J | ---- | | WB527 | 18.20 | J | ---- |
| TW200 | 01-13 | 121157 | 10.95 | L | 121187 | 24.95 L | WB527 | 18.20 | J | ---- |
| XT200 | 82-83 | WB506 | 17.15 | J | ---- | | 121433 | 10.95 | L | ---- |
| TT225 | 86-87 | 121146 | 10.95 | L | 121181 | 18.95 L | 121433 | 10.95 | L | ---- |
| TTR225 | 99-04 | 121146 | 10.95 | L | 121181 | | WB527 | 18.20 | J | ---- |
| WR200 | 92-97 | WB135X | 13.95 | J | 121185 | | 121168 | 10.95 | L | 121208 17.95 L |
| XT225 | 85-00 | 121146 | 10.95 | L | 121181 | | 121433 | 10.95 | L | ---- |
| XT225 | 01-07 | 121157 | 10.95 | L | 121187 | | 121433 | 10.95 | L | ---- |
| TT-R230 | 05-09/
11-13 | WB135X | 13.95 | J | 121185 | | WB527 | 18.20 | J | ---- |
| DT250 | 75-79 | WB528 | 25.25 | J | ---- | | 121158 | 10.95 | L | ---- |
| WR250 | 91-97 | WB135X | 13.95 | J | 121185 | 16.95 L | 121178 | 10.95 | L | 121209 19.95 L |
| WR250 | 98 | 121104 | 10.95 | L | WB185R | 22.10 J | 121178 | 10.95 | L | 121209 19.95 L |
| WR250F | 01-02 | 121104 | 10.95 | L | WB185R | 22.10 J | 121159 | 7.95 | L | 121210 18.95 L |
| WR250F | 03-09 | 121104 | 10.95 | L | WB185R | 22.10 J | 121785 | TBA | | 121211 22.95 L |
| WR250 RX/RV | 08-09 | 121104 | 10.95 | L | WB185R | 22.10 J | 121785 | TBA | | 121211 22.95 L |
| WR250Z | 91-93 | WB135X | 13.95 | J | 121185 | 16.95 L | WB135X | 13.95 | J | 121185 16.95 L |
| WR250Z | 94-97 | WB135X | 13.95 | J | 121185 | 16.95 L | 121178 | 10.95 | L | 121209 19.95 L |
| YZ250 | 74-79 | 121151 | 13.95 | L | ---- | | WB528 | 25.25 | J | ---- |
| YZ250 | 80 | 121151 | 13.95 | L | ---- | | WB506 | 17.15 | J | ---- |
| YZ250 | 81 | 121149 | 10.95 | L | ---- | | 121158 | 10.95 | L | ---- |
| YZ250 | 82-84 | 121796 | TBA | | ---- | | WB506 | 17.15 | J | ---- |
| YZ250 | 85-87 | 121153 | 10.95 | L | 121184 | 18.95 L | WB506 | 17.15 | J | ---- |
| YZ250 | 88 | 121153 | 10.95 | L | 121184 | 18.95 L | 121146 | 10.95 | L | 121181 18.95 L |

WILD BOAR BRAKES CONTINUED

| MAKE/MODEL | YEAR | FRONT SEMI-METALLIC | | | FRONT FULL METAL | | | REAR HYDRAULIC SEMI-METALLIC | | | REAR HYDRAULIC FULL METAL | | |
|-------------------------|-------|---------------------|-------|---|------------------|-------|---|------------------------------|-------|---|---------------------------|-------|---|
| YAMAHA CONTINUED | | | | | | | | | | | | | |
| YZ250 | 89 | WB135X | 13.95 | J | 121185 | 16.95 | L | WB843X | 13.95 | J | 121206 | 16.95 | L |
| YZ250 | 90-93 | WB135X | 13.95 | J | 121185 | 16.95 | L | 121168 | 10.95 | L | 121208 | 17.95 | L |
| YZ250 | 94-97 | WB135X | 13.95 | J | 121185 | 16.95 | L | 121178 | 10.95 | L | 121209 | 19.95 | L |
| YZ250 | 98-02 | 121104 | 10.95 | L | WB185R | 22.10 | J | 121159 | 7.95 | L | 121210 | 18.95 | L |
| YZ250 | 03-07 | 121104 | 10.95 | L | WB185R | 22.10 | J | 121785 | TBA | | 121211 | 22.95 | L |
| YZ250 | 08-12 | 121154 | 15.95 | L | 121186 | 18.95 | L | 121785 | TBA | | 121211 | 22.95 | L |
| YZ250F | 01-02 | 121104 | 10.95 | L | WB185R | 22.10 | J | 121159 | 7.95 | L | 121210 | 18.95 | L |
| YZ250F | 03-06 | 121104 | 10.95 | L | WB185R | 22.10 | J | 121785 | TBA | | 121211 | 22.95 | L |
| YZ250F | 07-13 | 121154 | 15.95 | L | 121186 | 18.95 | L | 121785 | TBA | | 121211 | 22.95 | L |
| WR250F | 91-97 | WB135X | 13.95 | J | 121185 | 16.95 | L | 121168 | 10.95 | L | 121208 | 17.95 | L |
| WR250F | 01-02 | 121104 | 10.95 | L | WB185R | 22.10 | J | 121159 | 7.95 | L | 121210 | 18.95 | L |
| WR250F | 03-13 | 121104 | 10.95 | L | WB185R | 22.10 | J | 121785 | TBA | | 121211 | 22.95 | L |
| TT250 | 80-82 | 121151 | 13.95 | L | ---- | | | WB506 | 17.15 | J | ---- | | |
| IT250 | 77-80 | 121151 | 13.95 | L | ---- | | | WB528 | 25.25 | J | ---- | | |
| IT250 | 81-82 | 121151 | 13.95 | L | ---- | | | 121158 | 10.95 | L | ---- | | |
| IT250 | 83 | 121149 | 10.95 | L | ---- | | | 121158 | 10.95 | L | ---- | | |
| TTR250 | 99-06 | WB135X | 13.95 | J | 121185 | 16.95 | L | 121178 | 10.95 | L | 121209 | 19.95 | L |
| XT250 | 80-84 | WB506 | 17.15 | J | ---- | | | WB506 | 17.15 | J | ---- | | |
| TT350 | 86-87 | 121153 | 10.95 | L | 121184 | 18.95 | L | WB506 | 17.15 | J | ---- | | |
| TY350 | 85-86 | 121948 | TBA | | ---- | | | 121145 | 10.95 | L | ---- | | |
| XT350 | 85-91 | 121146 | 10.95 | L | 121181 | 18.95 | L | WB506 | 17.15 | J | ---- | | |
| XT350 | 92-00 | 121146 | 10.95 | L | 121181 | 18.95 | L | WB527 | 18.20 | J | ---- | | |
| YZ360 | 89 | WB135X | 13.95 | J | 121185 | 16.95 | L | WB843X | 13.95 | J | 121206 | 16.95 | L |
| DT400 | 75-78 | WB528 | 25.25 | J | ---- | | | 121158 | 10.95 | L | ---- | | |
| YZ400 | 98 | 121104 | 10.95 | L | WB185R | 22.10 | J | 121178 | 10.95 | L | 121209 | 19.95 | L |
| YZ400F | 99 | 121104 | 10.95 | L | WB185R | 22.10 | J | 121159 | 7.95 | L | 121210 | 18.95 | L |
| WR400 | 98 | 121104 | 10.95 | L | WB185R | 22.10 | J | 121178 | 10.95 | L | 121209 | 19.95 | L |
| WR400F | 98-00 | 121104 | 10.95 | L | WB185R | 22.10 | J | 121159 | 7.95 | L | 121210 | 18.95 | L |
| IT400 | 76-79 | 121151 | 13.95 | L | ---- | | | WB528 | 25.25 | J | ---- | | |
| IT425 | 80 | 121151 | 13.95 | L | ---- | | | WB528 | 25.25 | J | ---- | | |
| WR426F | 01-02 | 121104 | 10.95 | L | WB185R | 22.10 | J | 121159 | 7.95 | L | 121210 | 18.95 | L |
| YZ426F | 00-02 | 121104 | 10.95 | L | WB185R | 22.10 | J | 121159 | 7.95 | L | 121210 | 18.95 | L |
| YZ450F | 03-07 | 121104 | 10.95 | L | WB185R | 22.10 | J | 121785 | TBA | | 121211 | 22.95 | L |
| YZ450F | 08-13 | 121154 | 15.95 | L | 121186 | 18.95 | L | 121785 | TBA | | 121211 | 22.95 | L |
| IT465 | 81-82 | 121796 | TBA | | ---- | | | 121158 | 10.95 | L | ---- | | |
| WR450F | 03-13 | 121104 | 10.95 | L | WB185R | 22.10 | J | 121785 | TBA | | 121211 | 22.95 | L |
| YZ465 | 80 | 121796 | TBA | | ---- | | | WB528 | 25.25 | J | ---- | | |
| YZ465 | 81-82 | 121796 | TBA | | ---- | | | 121158 | 10.95 | L | ---- | | |
| YZ490 | 82-84 | 121796 | TBA | | ---- | | | 121158 | 10.95 | L | ---- | | |
| YZ490 | 85-90 | 121153 | 10.95 | L | 121184 | 18.95 | L | 121158 | 10.95 | L | ---- | | |
| IT490 | 82-85 | 121796 | TBA | | ---- | | | 121158 | 10.95 | L | ---- | | |
| WR500Z | 92-93 | WB135X | 13.95 | J | 121185 | 16.95 | L | 121168 | 10.95 | L | 121208 | 17.95 | L |
| TT500 | 76-81 | 121151 | 13.95 | L | ---- | | | WB528 | 25.25 | J | ---- | | |
| XT500 | 76-82 | WB528 | 25.25 | J | ---- | | | 121158 | 10.95 | L | ---- | | |
| XT550 | 82-83 | 121158 | 10.95 | L | ---- | | | 121158 | 10.95 | L | ---- | | |
| TT600 | 83-84 | 121796 | TBA | | ---- | | | WB506 | 17.15 | J | ---- | | |
| TT600 | 85-86 | 121146 | 10.95 | L | 121181 | 18.95 | L | WB506 | 17.15 | J | ---- | | |

- accessories
- body
- handlebar & grips
- cables & levers
- exhaust
- engine
- fuel & intake
- electrical & ignition
- clutch
- drive
- bearings
- brakes**
- steering & suspension
- tires
- tools & shop

PROX BRAKE PADS

ProX sintered metal brake pads! The ProX brake pads are produced under a very strict sintering process. In this sintering process metallic particles are fused together in combination with heat and pressure.

Sintered brake pads in general have superior material properties which very well resist high temperatures during heavy braking and offer greater durability over organic brake pads. The ProX sintered brake pads offer strong controllable brake power in combination with long life. The pads are designed to come as a softer compound front pad and little harder compound pad for the rear pads.

A complete range of sintered brake pads for MX, Dirtbike and ATV is available from ready stock!



| | YEAR | FRONT PADS | REAR PADS |
|---------------------------|-------|----------------|----------------|
| APRILIA | | | |
| RXV 450 | 06-12 | 107831 24.50 G | 107844 24.50 G |
| SXV 450 | 06-12 | 113785 24.50 G | 107844 24.50 G |
| RXV 550 | 06-12 | 107831 24.50 G | 107844 24.50 G |
| SXV 550 | 06-12 | 113785 24.50 G | 107844 24.50 G |
| BETA BRAKE PADS | | | |
| RR 250 ENDURO 2T | 13-15 | 107831 24.50 G | 107844 24.50 G |
| RR 250 ENDURO | 05-07 | 107831 24.50 G | 107844 24.50 G |
| RR 300 ENDURO 2T | 13-15 | 107831 24.50 G | 107844 24.50 G |
| RR 350 ENDURO | 11-15 | 107831 24.50 G | 107844 24.50 G |
| RR 400 ENDURO | 05-14 | 107831 24.50 G | 107844 24.50 G |
| RR 450 ENDURO | 05-14 | 107831 24.50 G | 107844 24.50 G |
| RR 498 ENDURO | 12-14 | 107831 24.50 G | 107844 24.50 G |
| RR 520 ENDURO | 10-11 | 107831 24.50 G | 107844 24.50 G |
| RR 525 ENDURO | 05-09 | 107831 24.50 G | 107844 24.50 G |
| BMW BRAKE PADS | | | |
| G 450 X | 08-12 | 107830 24.50 G | 107846 24.50 G |
| GAS GAS BRAKE PADS | | | |
| 125/250/300 EC | 01-08 | 107831 24.50 G | 107852 24.50 G |
| 125/250/300 EC | 09-15 | 107831 24.50 G | 107844 24.50 G |
| 125/250 MX | 01-08 | 107831 24.50 G | 107852 24.50 G |
| 125/250 MX | 09-15 | 107831 24.50 G | 107844 24.50 G |
| 250/300 EC Racing | 09 | 107831 24.50 G | 107852 24.50 G |
| EC 250 F | 10-15 | 107831 24.50 G | 107852 24.50 G |
| EC 300 F | 13-15 | 107831 24.50 G | 107852 24.50 G |
| 450/515 EC/FSR/FSE | 05-09 | 107831 24.50 G | 107852 24.50 G |
| EC 450 F | 13-15 | 107831 24.50 G | 107844 24.50 G |
| HONDA BRAKE PADS | | | |
| CR 80 | 86-91 | 107851 24.50 G | ----- |
| CR 80 | 92-02 | 107851 24.50 G | 107852 24.50 G |
| CR 85 | 03-07 | 107851 24.50 G | 107852 24.50 G |
| CR 125 | 87-94 | 107835 24.50 G | 107852 24.50 G |
| CR 125 | 95-01 | 107831 24.50 G | 107852 24.50 G |
| CR 125 | 02-07 | 107831 24.50 G | 107856 24.50 G |
| CRF 150 R | 07-15 | 107851 24.50 G | 107856 24.50 G |

| | YEAR | FRONT PADS | REAR PADS |
|------------------------|-------|----------------|----------------|
| HONDA CONTINUED | | | |
| CRF 150 F | 03-15 | 107831 24.50 G | ----- |
| CRF 230 F | 03-15 | 107831 24.50 G | ----- |
| CRF 230 L | 08-09 | 107831 24.50 G | 107865 24.50 G |
| CR 250 | 87-94 | 107835 24.50 G | 107852 24.50 G |
| CR 250 | 95-01 | 107831 24.50 G | 107852 24.50 G |
| CR 250 | 02-07 | 107831 24.50 G | 107856 24.50 G |
| CRF 250 R | 04-15 | 107831 24.50 G | 107856 24.50 G |
| CRF 250 X | 04-15 | 107831 24.50 G | 107856 24.50 G |
| XR 250 R | 90-95 | 107835 24.50 G | 107852 24.50 G |
| XR 250 R | 96-04 | 107831 24.50 G | 107852 24.50 G |
| XR 250 Tornado | 01-12 | 107831 24.50 G | ----- |
| XR 400 R | 96-04 | 107831 24.50 G | 107852 24.50 G |
| CRF 450 R | 02-15 | 107831 24.50 G | 107856 24.50 G |
| CRF 450 X | 05-15 | 107831 24.50 G | 107856 24.50 G |
| CRF 450 (HM) | 02-08 | 107831 24.50 G | 107856 24.50 G |
| CR 500 | 87-94 | 107835 24.50 G | 107852 24.50 G |
| CR 500 | 95-01 | 107831 24.50 G | 107852 24.50 G |
| XR 600 R | 93-00 | 107831 24.50 G | 107852 24.50 G |
| XR 650 R | 00-07 | 107831 24.50 G | 107852 24.50 G |
| XR 650 L | 93-15 | 107831 24.50 G | 107852 24.50 G |

| HUSABERG | | | |
|-----------------|-------|----------------|----------------|
| TE 125 | 12-14 | 107830 24.50 G | 107846 24.50 G |
| TE 250 | 11-14 | 107830 24.50 G | 107846 24.50 G |
| FE 250 | 13-14 | 107830 24.50 G | 107846 24.50 G |
| TE 300 | 11-14 | 107830 24.50 G | 107846 24.50 G |
| FE 350 | 13-14 | 107830 24.50 G | 107846 24.50 G |
| FE390 | 10-12 | 107830 24.50 G | 107846 24.50 G |
| FE 450 | 08-14 | 107830 24.50 G | 107846 24.50 G |
| FE-E 450 | 08-10 | 107830 24.50 G | 107847 24.50 G |
| FX 450 | 10-12 | 107830 24.50 G | 107846 24.50 G |
| FE 501 | 13-14 | 107830 24.50 G | 107846 24.50 G |
| FE-E 550/650 | 06-08 | 107830 24.50 G | 107847 24.50 G |
| FS-C/E 450/650 | 06-08 | 113785 24.50 G | 107847 24.50 G |
| TE 570 | 09-12 | 107830 24.50 G | 107846 24.50 G |

PROX BRAKE PADS CONTINUED

| | YEAR | FRONT PADS | REAR PADS |
|------------------|-------|----------------|----------------|
| HUSQVARNA | | | |
| TC 85 | 14-15 | 113788 24.50 G | 113389 24.50 G |
| CR 125 | 95-04 | 107830 24.50 G | 107847 24.50 G |
| CR 125 | 05-13 | 107830 24.50 G | 107846 24.50 G |
| WR 125 | 95-05 | 107830 24.50 G | 107847 24.50 G |
| WR 125 | 06-13 | 107830 24.50 G | 107846 24.50 G |
| WRE 125 | 93-11 | 107830 24.50 G | 107847 24.50 G |
| TC 125 | 14-15 | 107830 24.50 G | 107846 24.50 G |
| TE 125 | 14-15 | 107830 24.50 G | 107846 24.50 G |
| CR 150 | 11 | 107830 24.50 G | 107846 24.50 G |
| CR 250 | 95-04 | 107830 24.50 G | 107847 24.50 G |
| CR 250 | 05 | 107830 24.50 G | 107846 24.50 G |
| WR 250 | 92-05 | 107830 24.50 G | 107847 24.50 G |
| WR 250 | 06-13 | 107830 24.50 G | 107846 24.50 G |
| TC 250 2-Stroke | 14-15 | 107830 24.50 G | 107846 24.50 G |
| TE 250 2-Stroke | 14-15 | 107830 24.50 G | 107846 24.50 G |
| TC 250 | 02-04 | 107830 24.50 G | 107847 24.50 G |
| TC 250 | 05-13 | 107830 24.50 G | 107846 24.50 G |
| TE 250 | 02-05 | 107830 24.50 G | 107847 24.50 G |
| TE 250 | 06-13 | 107830 24.50 G | 107846 24.50 G |
| TXC 250 | 08-13 | 107830 24.50 G | 107846 24.50 G |
| FC 250 | 14-15 | 107830 24.50 G | 107846 24.50 G |
| FE 250 | 14-15 | 107830 24.50 G | 107846 24.50 G |
| WR 300 | 09-13 | 107830 24.50 G | 107846 24.50 G |
| TE 300 2-Stroke | 14-15 | 107830 24.50 G | 107846 24.50 G |
| TE 310 | 09-13 | 107830 24.50 G | 107846 24.50 G |
| TXC 310 | 12-13 | 107830 24.50 G | 107846 24.50 G |
| FC 350 | 14-15 | 107830 24.50 G | 107846 24.50 G |
| FE 350 | 14-15 | 107830 24.50 G | 107846 24.50 G |
| WR 360 | 95-03 | 107830 24.50 G | 107847 24.50 G |
| TC 449 | 11-13 | 107830 24.50 G | 107846 24.50 G |
| TE 449 | 11-13 | 107830 24.50 G | 107846 24.50 G |
| TXC 449 | 11-13 | 107830 24.50 G | 107846 24.50 G |
| TC 450 | 02-04 | 107830 24.50 G | 107847 24.50 G |
| TC 450 | 05-10 | 107830 24.50 G | 107846 24.50 G |
| TE 450 | 02-05 | 107830 24.50 G | 107847 24.50 G |
| TE 450 | 06-10 | 107830 24.50 G | 107846 24.50 G |
| FC 450 | 14-15 | 107830 24.50 G | 107846 24.50 G |
| FE 450 | 14-15 | 107830 24.50 G | 107846 24.50 G |
| FE 501 | 14-15 | 107830 24.50 G | 107846 24.50 G |
| TC 510 | 05-09 | 107830 24.50 G | 107846 24.50 G |
| TE 510 | 04-05 | 107830 24.50 G | 107847 24.50 G |
| TE 510 | 06-10 | 107830 24.50 G | 107846 24.50 G |
| TE 511 | 11-13 | 107830 24.50 G | 107846 24.50 G |
| TXC 511 | 11-13 | 107830 24.50 G | 107846 24.50 G |
| TC 610 | 95-00 | 107830 24.50 G | 107847 24.50 G |
| TE 610 | 95-03 | 107830 24.50 G | 107847 24.50 G |
| TE 610 | 06-10 | 107830 24.50 G | 107847 24.50 G |
| KAWASAKI | | | |
| KX 65 | 00-15 | 107840 24.50 G | 107845 24.50 G |
| KX 80 | 88-96 | 107837 24.50 G | 107851 24.50 G |
| KX 80 | 97-00 | 107838 24.50 G | 107851 24.50 G |
| KX 85 | 01-15 | 107838 24.50 G | 107851 24.50 G |

| | YEAR | FRONT PADS | REAR PADS |
|---------------------------|-------|----------------|----------------|
| KAWASAKI CONTINUED | | | |
| KX 100 | 89-96 | 107837 24.50 G | 107851 24.50 G |
| KX 100 | 97-15 | 107838 24.50 G | 107851 24.50 G |
| KX 125 | 89-94 | 107831 24.50 G | 107843 24.50 G |
| KX 125 | 95-08 | 107831 24.50 G | 107852 24.50 G |
| KDX 125 | 90-94 | 107837 24.50 G | 107843 24.50 G |
| KMX 125 | 86-98 | 107837 24.50 G | 107833 24.50 G |
| KMX 125 | 99-03 | 107834 24.50 G | 107833 24.50 G |
| KDX 200 | 89-92 | 107833 24.50 G | 107843 24.50 G |
| KDX 200 | 93-94 | 107828 24.50 G | 107843 24.50 G |
| KDX 200 | 95-99 | 107831 24.50 G | 107843 24.50 G |
| KDX 220 R | 97-06 | 107831 24.50 G | 107843 24.50 G |
| KX 250 | 89-93 | 107828 24.50 G | 107843 24.50 G |
| KX 250 | 94 | 107831 24.50 G | 107843 24.50 G |
| KX 250 | 95-08 | 107831 24.50 G | 107852 24.50 G |
| KX 250 F | 04-15 | 107831 24.50 G | 107844 24.50 G |
| KX 450 F | 06-15 | 107831 24.50 G | 107844 24.50 G |
| KLX 450 R | 08-15 | 107831 24.50 G | 107844 24.50 G |
| KX 500 | 89-93 | 107828 24.50 G | 107843 24.50 G |
| KX 500 | 94-95 | 107831 24.50 G | 107843 24.50 G |
| KX 500 | 96-04 | 107831 24.50 G | 107852 24.50 G |
| KTM | | | |
| 50 SX Pro Senior LC | 02-03 | 107839 24.50 G | ---- |
| 50 SX Pro Senior LC | 04-15 | 107839 24.50 G | 107839 24.50 G |
| 50 SX Senior Adventure | 02-07 | 107839 24.50 G | ---- |
| 60 SX | 97-99 | 107829 24.50 G | ---- |
| 65 SX | 00-01 | 107829 24.50 G | 107853 24.50 G |
| 65 SX | 02-03 | 107841 24.50 G | 107853 24.50 G |
| 65 SX | 04-08 | 107841 24.50 G | 107839 24.50 G |
| 65 SX | 09-15 | 107841 24.50 G | 107841 24.50 G |
| 85 SX | 03-10 | 107841 24.50 G | 107841 24.50 G |
| 85 SX | 11 | 107841 24.50 G | 113389 24.50 G |
| 85 SX | 12-15 | 113788 24.50 G | 113389 24.50 G |
| 105 SX | 04-10 | 107841 24.50 G | 107841 24.50 G |
| 105 SX | 11 | 107841 24.50 G | 113389 24.50 G |
| 125 SX | 94-03 | 107830 24.50 G | 107847 24.50 G |
| 125 SX | 04-15 | 107830 24.50 G | 107846 24.50 G |
| 125 EXC | 94-03 | 107830 24.50 G | 107847 24.50 G |
| 125 EXC | 04-15 | 107830 24.50 G | 107846 24.50 G |
| 144 SX | 08 | 107830 24.50 G | 107846 24.50 G |
| 150 SX | 09-15 | 107830 24.50 G | 107846 24.50 G |
| 200 EXC | 98-03 | 107830 24.50 G | 107847 24.50 G |
| 200 EXC | 04-15 | 107830 24.50 G | 107846 24.50 G |
| 250 SX | 03-15 | 107830 24.50 G | 107846 24.50 G |
| 250 EXC | 94-03 | 107830 24.50 G | 107847 24.50 G |
| 250 EXC | 04-15 | 107830 24.50 G | 107846 24.50 G |
| Freeride E-SX | 15 | 113788 24.50 G | 113389 24.50 G |
| Freeride E-XC | 15 | 113788 24.50 G | 113389 24.50 G |
| Freeride 250 R | 14-15 | 113788 24.50 G | 113389 24.50 G |
| 250 SX-F | 06-15 | 107830 24.50 G | 107846 24.50 G |
| 250 EXC-F | 07-15 | 107830 24.50 G | 107846 24.50 G |
| 300 EXC | 00-03 | 107830 24.50 G | 107847 24.50 G |
| 300 EXC | 04-15 | 107830 24.50 G | 107846 24.50 G |
| 350 SX-F | 11-15 | 107830 24.50 G | 107846 24.50 G |

- accessories
- body
- handlebar & grips
- cables & levers
- exhaust
- engine
- fuel & intake
- electrical & ignition
- clutch
- drive
- bearings
- brakes**
- steering & suspension
- tires
- tools & shop

PROX BRAKE PADS CONTINUED

- accessories
- body
- handlebar & grips
- cables & levers
- exhaust
- engine
- fuel & intake
- electrical & ignition
- clutch
- drive
- bearings
- brakes**
- steering & suspension
- tires
- tools & shop

| | YEAR | FRONT PADS | REAR PADS |
|----------------------|-------|----------------|----------------|
| KTM CONTINUED | | | |
| 350 EXC-F | 12-15 | 107830 24.50 G | 107846 24.50 G |
| Freeride 350 | 12-15 | 113788 24.50 G | 113389 24.50 G |
| 360 SX | 96-97 | 107830 24.50 G | 107847 24.50 G |
| 380 SX | 98-02 | 107830 24.50 G | 107847 24.50 G |
| 380 EXC | 98-02 | 107830 24.50 G | 107847 24.50 G |
| 400 LC4 | 98-01 | 107830 24.50 G | 107847 24.50 G |
| 400 EXC | 09-11 | 107830 24.50 G | 107846 24.50 G |
| 450 SX | 03-06 | 107830 24.50 G | 107846 24.50 G |
| 450 SX-F | 07-15 | 107830 24.50 G | 107846 24.50 G |
| 450 EXC | 03 | 107830 24.50 G | 107847 24.50 G |
| 450 EXC | 04-07 | 107830 24.50 G | 107846 24.50 G |
| 450 EXC-R | 08-11 | 107830 24.50 G | 107846 24.50 G |
| 450 EXC | 12-15 | 107830 24.50 G | 107846 24.50 G |
| 500 EXC | 12-15 | 107830 24.50 G | 107846 24.50 G |
| 520 SX | 00-02 | 107830 24.50 G | 107847 24.50 G |
| 520 EXC | 00-02 | 107830 24.50 G | 107847 24.50 G |
| 525 SX | 03 | 107830 24.50 G | 107847 24.50 G |
| 525 SX | 04-06 | 107830 24.50 G | 107846 24.50 G |
| 525 EXC | 03 | 107830 24.50 G | 107847 24.50 G |
| 525 EXC | 04-07 | 107830 24.50 G | 107846 24.50 G |
| 530 EXC-R | 08-11 | 107830 24.50 G | 107846 24.50 G |
| 640 LC4 | 00-07 | 107830 24.50 G | 107847 24.50 G |
| 690 Enduro | 08-10 | 113787 24.50 G | 107847 24.50 G |
| 690 Enduro R | 09-11 | 113787 24.50 G | 107847 24.50 G |
| 690 Supermoto | 07-09 | ----- | 107847 24.50 G |
| 690 SMC | 08-11 | 113786 24.50 G | 107847 24.50 G |
| 990 Supermoto | 08-13 | 113786 24.50 G | 107830 24.50 G |
| 990 Supermoto R | 09-13 | 113786 24.50 G | 107830 24.50 G |
| SUZUKI | | | |
| RM 65 | 03-05 | 107840 24.50 G | 107845 24.50 G |
| RM 80 | 86-89 | 107837 24.50 G | ----- |
| RM 80 | 90-95 | 107837 24.50 G | 107837 24.50 G |
| RM 80 | 96-01 | 107834 24.50 G | 107837 24.50 G |
| RM 85 | 02-04 | 107834 24.50 G | 107837 24.50 G |
| RM 85 | 05-15 | 107838 24.50 G | 107849 24.50 G |
| RM 125 | 89-95 | 107828 24.50 G | 107843 24.50 G |
| RM 125 | 96-11 | 107831 24.50 G | 107852 24.50 G |
| RM 250 | 89-95 | 107828 24.50 G | 107843 24.50 G |
| RM 250 | 96-12 | 107831 24.50 G | 107852 24.50 G |
| RMX 250 | 89-95 | 107828 24.50 G | 107843 24.50 G |
| RMX 250 | 96-99 | 107831 24.50 G | 107852 24.50 G |
| RM-Z 250 | 04-15 | 107831 24.50 G | 107844 24.50 G |
| DR 350 | 90-99 | 107828 24.50 G | 107843 24.50 G |
| DR-Z 400 | 00-13 | 107831 24.50 G | 107852 24.50 G |
| RM-Z 450 | 05-15 | 107831 24.50 G | 107844 24.50 G |
| RMZ 450 X | 10-15 | 107831 24.50 G | 107844 24.50 G |
| MOTO™ | | | |
| 125 Cross | 95-00 | 107830 24.50 G | 107847 24.50 G |
| 125 Cross | 01-04 | 107830 24.50 G | 107852 24.50 G |
| 125 Cross | 05-14 | 107830 24.50 G | 107844 24.50 G |
| 125 Enduro | 95-00 | 107830 24.50 G | 107847 24.50 G |
| 125 Enduro | 01-04 | 107830 24.50 G | 107852 24.50 G |

| | YEAR | FRONT PADS | REAR PADS |
|--------------------------|-------|----------------|----------------|
| MOTO™ CONTINUED | | | |
| 125 Enduro | 05-14 | 107830 24.50 G | 107844 24.50 G |
| 144 Cross | 08-14 | 107830 24.50 G | 107844 24.50 G |
| 144 Enduro | 08-14 | 107830 24.50 G | 107844 24.50 G |
| 250 Cross | 95-00 | 107830 24.50 G | 107847 24.50 G |
| 250 Cross | 01-04 | 107830 24.50 G | 107852 24.50 G |
| 250 Cross | 05-14 | 107830 24.50 G | 107844 24.50 G |
| 250 Enduro | 95-00 | 107830 24.50 G | 107847 24.50 G |
| 250 Enduro | 01-04 | 107830 24.50 G | 107852 24.50 G |
| 250 Enduro | 05-14 | 107830 24.50 G | 107844 24.50 G |
| 250 EN-F | 04 | 107830 24.50 G | 107852 24.50 G |
| 250 EN-F | 05-14 | 107830 24.50 G | 107844 24.50 G |
| 300 Cross | 95-00 | 107830 24.50 G | 107847 24.50 G |
| 300 Cross | 01-04 | 107830 24.50 G | 107852 24.50 G |
| 300 Cross | 05-14 | 107830 24.50 G | 107844 24.50 G |
| 300 Enduro | 95-00 | 107830 24.50 G | 107847 24.50 G |
| 300 Enduro | 01-04 | 107830 24.50 G | 107852 24.50 G |
| 300 Enduro | 05-14 | 107830 24.50 G | 107844 24.50 G |
| 450 Cross | 04 | 107830 24.50 G | 107852 24.50 G |
| 450 Cross | 05-14 | 107830 24.50 G | 107844 24.50 G |
| 450 Enduro | 04 | 107830 24.50 G | 107852 24.50 G |
| 450 Enduro | 05-14 | 107830 24.50 G | 107844 24.50 G |
| 530 Cross | 05-13 | 107830 24.50 G | 107844 24.50 G |
| 530 Enduro | 04 | 107830 24.50 G | 107852 24.50 G |
| 530 Enduro | 05-13 | 107830 24.50 G | 107844 24.50 G |
| YAMAHA BRAKE PADS | | | |
| YZ 80 | 93-01 | 107832 24.50 G | 113382 24.50 G |
| YZ 85 | 02-15 | 107832 24.50 G | 113382 24.50 G |
| DT 125 R | 88-04 | 113380 24.50 G | 113380 24.50 G |
| TT-R 125 | 00-15 | 107832 24.50 G | ----- |
| YZ 125 | 90-97 | 107828 24.50 G | 107843 24.50 G |
| YZ 125 | 98-02 | 107831 24.50 G | 107852 24.50 G |
| YZ 125 | 03-07 | 107831 24.50 G | 107844 24.50 G |
| YZ 125 | 08-15 | 107836 24.50 G | 107844 24.50 G |
| YZ 250 | 89-97 | 107828 24.50 G | 107843 24.50 G |
| YZ 250 | 98-02 | 107831 24.50 G | 107852 24.50 G |
| YZ 250 | 03-07 | 107831 24.50 G | 107844 24.50 G |
| YZ 250 | 08-15 | 107836 24.50 G | 107844 24.50 G |
| WR 250 | 91-97 | 107828 24.50 G | 107843 24.50 G |
| YZ 250 F | 03-06 | 107831 24.50 G | 107844 24.50 G |
| YZ 250 F | 07-15 | 107836 24.50 G | 107844 24.50 G |
| YZ 250 FX | 15 | TBA | 107844 24.50 G |
| WR 250 F | 03-15 | 107831 24.50 G | 107844 24.50 G |
| WR 250 R | 08-15 | 107831 24.50 G | 107844 24.50 G |
| WR 250 X | 08-11 | ----- | 107844 24.50 G |
| YZ 400 F | 98 | 107831 24.50 G | 107843 24.50 G |
| YZ 400 F | 99 | 107831 24.50 G | 107852 24.50 G |
| WR 400 F | 98 | 107831 24.50 G | 107843 24.50 G |
| WR 400 F | 99-00 | 107831 24.50 G | 107852 24.50 G |
| YZ 426 F | 00-02 | 107831 24.50 G | 107852 24.50 G |
| WR 426 F | 01-02 | 107831 24.50 G | 107852 24.50 G |
| YZ 450 F | 03-07 | 107831 24.50 G | 107844 24.50 G |
| YZ 450 F | 08-15 | 107836 24.50 G | 107844 24.50 G |
| WR 450 F | 03-15 | 107831 24.50 G | 107844 24.50 G |



JT DIRT BIKE BRAKE DISCS

| MODEL | YEAR | FRONT DISC | | | REAR DISC | | |
|---|-------|------------|-------|---|-----------|-------|---|
| HONDA | | | | | | | |
| CR80 R-N,P,R,S | 92-95 | ---- | | | 207676 | 23.38 | L |
| CR80 R/RB-T,V,W,X,Y,1,2 | 96-02 | 207677 | 23.38 | L | 207676 | 23.38 | L |
| CR85 R/RB-3,4,5,6,7 | 03-07 | 207677 | 23.38 | L | 207676 | 23.38 | L |
| CR125 R-S,T,V | 95-97 | 207679 | 26.98 | L | 207680 | 26.98 | L |
| CR125 R-W,X,Y,1 | 98-01 | 207679 | 26.98 | L | 207681 | 26.98 | L |
| CR125 R-2,3,4,5,6,7 | 02-07 | 207679 | 26.98 | L | 207678 | 26.98 | L |
| CRF150 R/RB-7,8,9,A,B,C,D,E,F,G | 07-16 | 207677 | 23.38 | L | 207676 | 23.38 | L |
| CR250 R-S,T | 95-96 | 207679 | 26.98 | L | 207680 | 26.98 | L |
| CR250 R-V,W,X,Y,1 | 97-01 | 207679 | 26.98 | L | 207681 | 26.98 | L |
| CR250 R-2,3,4,5,6,7 | 02-07 | 207679 | 26.98 | L | 207678 | 26.98 | L |
| CRF250 R-4,5,6,7,8,9,A,B,C,D,E | 04-14 | 207679 | 26.98 | L | 207678 | 26.98 | L |
| CRF250 R- | 15-16 | ---- | | | 207678 | 26.98 | L |
| CRF450 R-2,3,4,5,6,7,8,9,A,B,C,D,E | 02-14 | 207679 | 26.98 | L | 207678 | 26.98 | L |
| CRF450 R-F,G | 15-16 | ---- | | | 207678 | 26.98 | L |
| CR500 R-S,T,V,W,X,Y,1 | 95-01 | 207678 | 26.98 | L | 207680 | 26.98 | L |
| HUSABERG | | | | | | | |
| FS 400 C | 01-03 | ---- | | | 207707 | 26.98 | L |
| FS 400 E | 01-03 | ---- | | | 207707 | 26.98 | L |
| FX450 | 10-11 | 207708 | 26.98 | L | 207707 | 26.98 | L |
| FC 501 (4 Speed) | 99-03 | 207708 | 26.98 | L | 207707 | 26.98 | L |
| FC 550 (4 Speed) | 01-05 | 207708 | 26.98 | L | 207707 | 26.98 | L |
| FC 600 (4 Speed) | 99-03 | 207708 | 26.98 | L | 207707 | 26.98 | L |
| FX 650 E | 01-05 | 207708 | 26.98 | L | 207707 | 26.98 | L |
| HUSQVARNA | | | | | | | |
| TC 85 (17/14) | 14-15 | 207705 | 23.38 | L | 207706 | 23.38 | L |
| TC 125 | 14-16 | 207708 | 26.98 | L | 207707 | 26.98 | L |
| TE 125 | 14-16 | 207708 | 26.98 | L | 207707 | 26.98 | L |
| TC 250 | 14-16 | 207708 | 26.98 | L | 207707 | 26.98 | L |
| TE 250 | 14-16 | 207708 | 26.98 | L | 207707 | 26.98 | L |
| FC 250 | 14-16 | 207708 | 26.98 | L | 207707 | 26.98 | L |
| FC 350 | 14-16 | 207708 | 26.98 | L | 207707 | 26.98 | L |
| FC 450 | 14-16 | 207708 | 26.98 | L | 207707 | 26.98 | L |
| KAWASAKI | | | | | | | |
| KX65 A1-A6,A6F,A7F,A8F,A9F,A9FA,AAF,ABF,ACF,ADF,AEF,AFF | 00-15 | 207683 | 23.38 | L | 207682 | 23.38 | L |
| KX80 E2,E3,G1,G2,J1,J2 | 84-87 | 207685 | 23.38 | L | ---- | | |
| KX80 L1-L3,N1-,N3,R1-R7,T1-T4 | 88-97 | 207685 | 23.38 | L | 207686 | 23.38 | L |
| KX80 W1-W3 | 97-00 | 207684 | 23.38 | L | 207686 | 23.38 | L |
| KX85 A1-A5,A6F-ADF,B1-B5,B6F-BCF,CEF-CGF,DEF-DFF | 01-16 | 207684 | 23.38 | L | 207686 | 23.38 | L |
| KX100 A1-A2,B1-B7 | 89-97 | 207685 | 23.38 | L | 207686 | 23.38 | L |
| KX100 C1-C3,D1,D6F-DDF,FEF-FGF | 98-16 | 207684 | 23.38 | L | 207686 | 23.38 | L |
| KX125 G1,H1-H2,J1-J2,K1-K5,L1-L4 | 89-02 | 207687 | 28.78 | L | 207688 | 28.78 | L |
| KX125 M1-M3 | 03-05 | 207689 | 18.10 | E | 207690 | 28.78 | L |
| KX125 M6F,M7F,M8F | 06-08 | 207691 | 28.78 | L | 207690 | 28.78 | L |
| KLX140 | 11-16 | 207684 | 23.38 | L | 207686 | 23.38 | L |
| KLX140L | 11-16 | 207684 | 23.38 | L | 207686 | 23.38 | L |
| KX250 F-N1,N2 | 04-05 | 207689 | 18.10 | E | 207690 | 28.78 | L |
| KX250 F-T6F,T7F,T8F,W9F,XAFB | 06-10 | 207691 | 28.78 | L | 207690 | 28.78 | L |
| KX250 F-YBF,YCF,ZDF,ZEF | 11-14 | 207691 | 28.78 | L | 207690 | 28.78 | L |
| KX250 F-ZFF | 15-16 | ---- | | | 207690 | 28.78 | L |
| KX250 H2,J1-J2,K1-K5,L1-L4 | 91-02 | 207687 | 28.78 | L | 207688 | 28.78 | L |
| KX250 M1,M2,R1 | 03-05 | 207689 | 18.10 | E | 207690 | 28.78 | L |
| KX250 R6F,R7F,R8F | 06-08 | 207691 | 28.78 | L | 207690 | 28.78 | L |
| KX450 F-D6F,D7F,D8F,E9F,E9FA,EAF | 06-10 | 207691 | 28.78 | L | 207690 | 28.78 | L |
| KX450 F-EBF,FCF,DF,FEF | 11-14 | 207691 | 28.78 | L | 207690 | 28.78 | L |
| KX450 F-FFF | 15-16 | | 0 | 0 | 207690 | 28.78 | L |
| KX500 E1-E16 | 89-04 | 207687 | 28.78 | L | 207688 | 28.78 | L |

accessories

body

handlebar
& gripscables &
levers

exhaust

engine

fuel &
intakeelectrical
& ignition

clutch

drive

bearings

brakes

steering &
suspension

tires

tools &
shop



JT BRAKE DISCS CONTINUED

| MODEL | YEAR | FRONT DISC | | | REAR DISC | | |
|---------------------------------|-------|------------|-------|---|-----------|-------|---|
| KTM | | | | | | | |
| 85 SX | 03-15 | 207705 | 23.38 | L | 207706 | 23.38 | L |
| 85 XC | 08-09 | 207705 | 23.38 | L | 207706 | 23.38 | L |
| 105 SX | 07-08 | 207705 | 23.38 | L | 207706 | 23.38 | L |
| 105 XC | 08-09 | 207705 | 23.38 | L | 207706 | 23.38 | L |
| 125 EXC | 00-16 | 207708 | 26.98 | L | 207707 | 26.98 | L |
| 125 MX | 92 | 207708 | 26.98 | L | ---- | | |
| 125 SX | 93-16 | 207708 | 26.98 | L | 207707 | 26.98 | L |
| 144 SX | 08 | 207708 | 26.98 | L | 207707 | 26.98 | L |
| 150 SX | 08-16 | 207708 | 26.98 | L | 207707 | 26.98 | L |
| 150 XC | 10-16 | 207708 | 26.98 | L | 207707 | 26.98 | L |
| 200 EXC | 07-06 | 207708 | 26.98 | L | 207707 | 26.98 | L |
| 200 SX | 03-04 | 207708 | 26.98 | L | 207707 | 26.98 | L |
| 200 XC | 08-09 | 207708 | 26.98 | L | 207707 | 26.98 | L |
| 200 XC-W | 08-16 | 207708 | 26.98 | L | 207707 | 26.98 | L |
| 250 EXC | 00-16 | 207708 | 26.98 | L | 207707 | 26.98 | L |
| 250 EXC-F | 06-16 | 207708 | 26.98 | L | 207707 | 26.98 | L |
| 250 MX | 92 | 207708 | 26.98 | L | ---- | | |
| 250 SX | 98-16 | 207708 | 26.98 | L | 207707 | 26.98 | L |
| 250 SX-F / SXS / SXS-F | 05-16 | 207708 | 26.98 | L | 207707 | 26.98 | L |
| 250 XC | 08-16 | 207708 | 26.98 | L | 207707 | 26.98 | L |
| 250 XC-F | 08-15 | 207708 | 26.98 | L | 207707 | 26.98 | L |
| 250 XC-W | 08-16 | 207708 | 26.98 | L | 207707 | 26.98 | L |
| 250 XCF-W | 12-16 | 207708 | 26.98 | L | 207707 | 26.98 | L |
| 300 EXC | 00-16 | 207708 | 26.98 | L | 207707 | 26.98 | L |
| 300 MX | 92 | 207708 | 26.98 | L | ---- | | |
| 300 SX | 93-97 | 207708 | 26.98 | L | 207707 | 26.98 | L |
| 300 XC / XC-W | 08-16 | 207708 | 26.98 | L | 207707 | 26.98 | L |
| 350 EXC-F | 12-16 | 207708 | 26.98 | L | 207707 | 26.98 | L |
| 350 SX-F | 12-16 | 207708 | 26.98 | L | 207707 | 26.98 | L |
| 350 XC-F / XC-W | 11-16 | 207708 | 26.98 | L | 207707 | 26.98 | L |
| 380 SX | 98-02 | 207708 | 26.98 | L | 207707 | 26.98 | L |
| 400 EXC | 09-11 | 207708 | 26.98 | L | 207707 | 26.98 | L |
| 400 SX | 00-02 | 207708 | 26.98 | L | 207707 | 26.98 | L |
| 400 XC-W | 09-10 | 207708 | 26.98 | L | 207707 | 26.98 | L |
| 450 EXC | 13-16 | 207708 | 26.98 | L | 207707 | 26.98 | L |
| 450 SMR | 04-08 | ---- | | | 207707 | 26.98 | L |
| 450 SX-F / SXS / SXS-F | 03-16 | 207708 | 26.98 | L | 207707 | 26.98 | L |
| 450 XC-F | 08-15 | 207708 | 26.98 | L | 207707 | 26.98 | L |
| 450 XC-W | 08-16 | 207708 | 26.98 | L | 207707 | 26.98 | L |
| 500 MX | 92 | 207708 | 26.98 | L | ---- | | |
| 500 EXC | 12-16 | 207708 | 26.98 | L | 207707 | 26.98 | L |
| 500 SX | 93-95 | 207708 | 26.98 | L | ---- | | |
| 500 XC-F | 08-09 | 207708 | 26.98 | L | 207707 | 26.98 | L |
| 500 XC-W | 12-16 | 207708 | 26.98 | L | 207707 | 26.98 | L |
| 505 SX-F | 07-09 | 207708 | 26.98 | L | 207707 | 26.98 | L |
| 505 XC-F | 08-09 | 207708 | 26.98 | L | 207707 | 26.98 | L |
| 520 SX | 00-02 | 207708 | 26.98 | L | 207707 | 26.98 | L |
| 525 SMR | 04-05 | | 0 | 0 | 207707 | 26.98 | L |
| 525 EXC | 03-07 | 207708 | 26.98 | L | 207707 | 26.98 | L |
| 525 SX | 03-06 | 207708 | 26.98 | L | 207707 | 26.98 | L |
| 530 EXC | 08-11 | 207708 | 26.98 | L | 207707 | 26.98 | L |
| 530 XC-W | 09-10 | 207708 | 26.98 | L | 207707 | 26.98 | L |
| 540 SXC | 99-00 | 207708 | 26.98 | L | 207707 | 26.98 | L |
| 540 SXS | 01-06 | 207708 | 26.98 | L | 207707 | 26.98 | L |
| 560 SMR | 06-08 | | 0 | 0 | 207707 | 26.98 | L |
| SUZUKI | | | | | | | |
| RM65 K3-K5 | 03-05 | 207683 | 23.38 | L | 207682 | 23.38 | L |
| RM80 X-L,M,N,P,R,S,Y,V,W,X,Y,K1 | 90-01 | 207692 | 23.38 | L | 207686 | 23.38 | L |
| RM85 K2-K6 | 02-04 | 207692 | 23.38 | L | 207686 | 23.38 | L |
| RM85 K7-K9,L0-L6 | 05-16 | 207693 | 23.38 | L | 207694 | 23.38 | L |
| RM125 K,L,M,N,P,R,S,T,V,W | 89-98 | 207696 | 28.78 | L | 207695 | 26.98 | L |
| RM125 X,Y,K1-K8,XCK8,K9 | 99-09 | 207696 | 28.78 | L | 207697 | 28.78 | L |



JT BRAKE DISCS CONTINUED

| MODEL | YEAR | FRONT DISC | | | REAR DISC | | |
|---|-------|------------|-------|---|-----------|-------|---|
| SUZUKI | | | | | | | |
| RM250 K,L,M,N,P,R,S,T,V,W | 89-98 | 207696 | 28.78 | L | 207695 | 26.98 | L |
| RM250 X,Y,K1-K9 | 99-09 | 207696 | 28.78 | L | 207697 | 28.78 | L |
| RM-Z250 K4-K6 | 04-06 | 207689 | 18.10 | E | 207690 | 28.78 | L |
| RM-Z250 K7-K9,L0-L6 | 07-16 | 207698 | 28.78 | L | 207699 | 28.78 | L |
| RM-Z450 K5-K9,L0-L6 | 05-16 | 207698 | 28.78 | L | 207699 | 28.78 | L |
| YAMAHA | | | | | | | |
| YZ80 E,F,G,H,J,K,L,M,N | 93-01 | 207693 | 23.38 | L | 207700 | 23.38 | L |
| YZ80 LW - F,G,H,J,K,L,M,N Large Wheel | 93-01 | 207693 | 23.38 | L | 207700 | 23.38 | L |
| YZ85 P,R,S,T,V,W,X,Y,Z,A,B,D,E,F,G | 02-16 | 207693 | 23.38 | L | 207700 | 23.38 | L |
| YZ85 LW - P,R,S,T,V,W,X,Y,Z,A,B,D,E,F,G Large Wheel | 02-16 | 207693 | 23.38 | L | 207700 | 23.38 | L |
| YZ125 D,E,F,G,H,J | 92-97 | 207703 | 26.98 | L | ---- | | |
| YZ125 K,L,M | 98-00 | 207703 | 26.98 | L | 207701 | 26.98 | L |
| YZ125 N | 01 | 207696 | 28.78 | L | 207701 | 26.98 | L |
| YZ125 P,R,S,T,V,W | 02-07 | 207696 | 28.78 | L | 207702 | 28.78 | L |
| YZ125 X1,Y,Z,A1,B,D2,E2,F2,G2 | 08-16 | 207704 | 28.78 | L | 207702 | 28.78 | L |
| WR250 F-A,B,D,E,F | 11-15 | 207696 | 28.78 | L | 207702 | 28.78 | L |
| YZ250 D,E,F,G,H,J | 92-97 | 207703 | 26.98 | L | ---- | | |
| YZ250 K,L,M | 98-00 | 207703 | 26.98 | L | 207701 | 26.98 | L |
| YZ250 N | 01 | 207696 | 28.78 | L | 207701 | 26.98 | L |
| YZ250 P,R,S,T,V,W | 02-07 | 207696 | 28.78 | L | 207702 | 28.78 | L |
| YZ250 X,Y,Z,A1,B1,D2,E2,F2,G2 | 08-16 | 207704 | 28.78 | L | 207702 | 28.78 | L |
| YZ250 F-N (4-Stroke) | 01 | 207696 | 28.78 | L | 207701 | 26.98 | L |
| YZ250 F-P,R,S,T,V (4-Stroke) | 02-06 | 207696 | 28.78 | L | 207702 | 28.78 | L |
| YZ250 F-W,X,Y,Z,A,B,D,E,F,G (4-Stroke) | 07-16 | 207704 | 28.78 | L | 207702 | 28.78 | L |
| YZ250 X | 16 | 207704 | 28.78 | L | 207702 | 28.78 | L |
| YZ250 FX | 15-16 | 207704 | 28.78 | L | 207702 | 28.78 | L |
| YZ400 F-K | 98 | 207703 | 26.98 | L | ---- | | |
| YZ400 F-L | 99 | 207703 | 26.98 | L | 207701 | 26.98 | L |
| YZ426 F-M | 00 | 207703 | 26.98 | L | 207701 | 26.98 | L |
| YZ426 F-N | 01 | 207696 | 28.78 | L | 207701 | 26.98 | L |
| YZ426 F-P | 02 | 207696 | 28.78 | L | ---- | | |
| WR450F | 11-15 | 207696 | 28.78 | L | 207702 | 28.78 | L |
| YZ450 F-R,S,T,V,W | 03-07 | 207696 | 28.78 | L | 207702 | 28.78 | L |
| YZ450 F-X,Y,Z,A,B,D,E,F | 08-15 | 207704 | 28.78 | L | 207702 | 28.78 | L |

- accessories
- body
- handlebar & grips
- cables & levers
- exhaust
- engine
- fuel & intake
- electrical & ignition
- clutch
- drive
- bearings
- brakes**
- steering & suspension
- tires
- tools & shop



CYCLEFLEX BRAKE LINES



Russell's Cycleflex Off-Road/Dual-Sport/Motocross brake hoses are engineered to deliver optimum performance and reliability. Cycleflex hoses feature our PowerFlex Hose Series that utilizes a Teflon® inner liner supported by a rugged 308 stainless steel outer jacket.

This combination ensures a lightweight assembly that withstands prolonged flexing, aging and vibration without expansion, delivering enhanced brake performance.

A section of hard tube prevents the hose from fouling the wheel or fender during suspension travel.



| | | FRONT LINE STAINLESS | | | REAR LINE STAINLESS | | | SPEED BLEEDER | | |
|-----------------|---------|----------------------|-------|---|---------------------|-------|---|---------------|-------|---|
| HONDA | | | | | | | | | | |
| CR125 | 1992-94 | 716303 | 46.95 | B | ---- | | | 716541 | 13.95 | B |
| CR125 | 1995-01 | 716306 | 48.95 | B | 716373 | 32.95 | B | 716541 | 13.95 | B |
| CR125 | 2004-07 | 716297 | 47.95 | B | 716381 | 36.95 | B | 716541 | 13.95 | B |
| CRF150R | 2007-09 | 716366 | 45.95 | B | 716365 | 34.95 | B | ---- | | |
| CRF230F | 2003-05 | ---- | | | ---- | | | 716541 | 13.95 | B |
| CR250R | 1992-94 | 716303 | 46.95 | B | ---- | | | 716541 | 13.95 | B |
| CR250R | 1995-01 | 716306 | 48.95 | B | 716373 | 32.95 | B | 716541 | 13.95 | B |
| CR250R | 2004 | 716297 | 47.95 | B | 716381 | 36.95 | B | 716541 | 13.95 | B |
| CR250R | 2005-07 | 716297 | 47.95 | B | 716383 | 36.95 | B | 716541 | 13.95 | B |
| CRF250R | 2004-14 | 716297 | 47.95 | B | 716383 | 36.95 | B | 716541 | 13.95 | B |
| CRF250X | 2005-10 | 716304 | 49.95 | B | 716383 | 36.95 | B | 716541 | 13.95 | B |
| XR400R | 1996-04 | 716310 | 54.95 | B | 716374 | 36.95 | B | 716541 | 13.95 | B |
| CRF450R | 2002-14 | 716297 | 47.95 | B | 716383 | 36.95 | B | 716541 | 13.95 | B |
| CRF450X | 2005-10 | 716304 | 49.95 | B | 716383 | 36.95 | B | 716541 | 13.95 | B |
| CR500 | 1992-94 | 716303 | 46.95 | B | ---- | | | 716541 | 13.95 | B |
| CR500 | 1995-01 | 716306 | 48.95 | B | ---- | | | 716541 | 13.95 | B |
| XR600R | 1993-99 | 716307 | 49.95 | B | 716374 | 36.95 | B | 716541 | 13.95 | B |
| KAWASAKI | | | | | | | | | | |
| KX65 | 2002-06 | 716036 | 44.95 | B | ---- | | | 716542 | 13.95 | B |
| KX125 | 1990-93 | 716023 | 46.95 | B | 716080 | 31.95 | B | 716542 | 13.95 | B |
| KX125 | 1996 | ---- | | | 716080 | 31.95 | B | 716542 | 13.95 | B |
| KX125 | 1997-98 | ---- | | | 716080 | 31.95 | B | 716542 | 13.95 | B |
| KX125 | 1999-02 | 716037 | 52.95 | B | 716087 | 36.95 | B | 716542 | 13.95 | B |
| KX125 | 2003 | 716037 | 52.95 | B | 716044 | 35.95 | B | 716542 | 13.95 | B |
| KX125 | 2004 | ---- | | | 716044 | 35.95 | B | 716542 | 13.95 | B |
| KX125 | 2005-06 | 716062 | 47.95 | B | 716044 | 35.95 | B | 716542 | 13.95 | B |
| KDX200 | 1993-03 | 716027 | 46.95 | B | 716079 | 32.95 | B | 716542 | 13.95 | B |
| KDX200 | 2004-06 | 716027 | 46.95 | B | ---- | | | 716542 | 13.95 | B |
| KDX220R | 1997-03 | 716027 | 46.95 | B | 716079 | 32.95 | B | 716542 | 13.95 | B |
| KDX220R | 2004-05 | 716027 | 46.95 | B | ---- | | | 716542 | 13.95 | B |



CYCLEFLEX BRAKE LINES

| | | FRONT LINE
STAINLESS | | | REAR LINE
STAINLESS | | | SPEED
BLEEDER | | |
|---------------------------|---------|-------------------------|-------|---|------------------------|-------|---|------------------|-------|---|
| KAWASAKI CONTINUED | | | | | | | | | | |
| KX250 | 1990-93 | 716023 | 46.95 | B | 716080 | 31.95 | B | 716542 | 13.95 | B |
| KX250 | 1996 | ----- | | | 716080 | 31.95 | B | 716542 | 13.95 | B |
| KX250 | 1999-02 | 716037 | 52.95 | B | 716089 | 27.95 | B | 716542 | 13.95 | B |
| KX250 | 2003 | 716037 | 52.95 | B | 716044 | 35.95 | B | 716542 | 13.95 | B |
| KX250 | 2004 | 716062 | 47.95 | B | 716044 | 35.95 | B | 716542 | 13.95 | B |
| KX250 | 2005-06 | 716062 | 47.95 | B | 716044 | 35.95 | B | 716542 | 13.95 | B |
| KX250 | 2007 | 716066 | 47.95 | B | 716044 | 35.95 | B | 716542 | 13.95 | B |
| KX250F | 2004 | 716062 | 47.95 | B | 716063 | 34.95 | B | 716542 | 13.95 | B |
| KX250F | 2005 | 716062 | 47.95 | B | 716063 | 34.95 | B | 716542 | 13.95 | B |
| KX250F | 2006-14 | 716066 | 47.95 | B | 716063 | 34.95 | B | 716542 | 13.95 | B |
| KX450F | 2006-14 | 716066 | 47.95 | B | 716063 | 34.95 | B | 716542 | 13.95 | B |
| KX500 | 1990-93 | 716023 | 46.95 | B | 716080 | 31.95 | B | 716542 | 13.95 | B |
| KX500 | 1996-02 | ----- | | | 716080 | 31.95 | B | 716542 | 13.95 | B |
| KX500 | 2003-04 | ----- | | | ----- | | | 716542 | 13.95 | B |
| KLR650 | 1993-07 | 716028 | 49.95 | B | 716082 | 31.95 | B | 716542 | 13.95 | B |
| KLR650 | 2008-14 | 716053 | 42.95 | B | 716097 | 32.95 | B | 716541 | 13.95 | B |
| SUZUKI | | | | | | | | | | |
| RM125 | 2004 | 716062 | 47.95 | B | ----- | | | 716541 | 13.95 | B |
| RM125 | 2005 | 716062 | 47.95 | B | 716063 | 34.95 | B | 716541 | 13.95 | B |
| RM125 | 2006-08 | 716066 | 47.95 | B | 716063 | 34.95 | B | 716541 | 13.95 | B |
| RM250 | 2004 | 716062 | 47.95 | B | 716069 | 34.95 | B | 716541 | 13.95 | B |
| RM250 | 2005 | 716062 | 47.95 | B | 716063 | 34.95 | B | 716541 | 13.95 | B |
| RM250 | 2006-09 | 716066 | 47.95 | B | 716063 | 34.95 | B | 716541 | 13.95 | B |
| RM-Z250 | 2004 | 716062 | 47.95 | B | 716063 | 34.95 | B | 716541 | 13.95 | B |
| RM-Z250 | 2005-06 | 716062 | 47.95 | B | 716063 | 34.95 | B | 716541 | 13.95 | B |
| RM-Z250 | 2007-14 | 716066 | 47.95 | B | 716063 | 34.95 | B | 716541 | 13.95 | B |
| DRZ400/400E/400S | 2000-14 | 716059 | 51.95 | B | 716070 | 37.95 | B | 716541 | 13.95 | B |
| DR-Z400SM | 2005-14 | ----- | | | 716253 | 30.95 | B | 716541 | 13.95 | B |
| RM-Z450 | 2005-06 | 716062 | 47.95 | B | 716063 | 34.95 | B | 716541 | 13.95 | B |
| RM-Z450 | 2007-14 | 716066 | 47.95 | B | 716063 | 34.95 | B | 716541 | 13.95 | B |
| YAMAHA | | | | | | | | | | |
| YZ125 | 1992-93 | 716398 | 54.95 | B | ----- | | | 716542 | 13.95 | B |
| YZ125 | 1994-95 | 716400 | 58.95 | B | 716437 | 39.95 | B | 716542 | 13.95 | B |
| YZ125 | 1999-00 | 716420 | 54.95 | B | 716434 | 36.95 | B | 716542 | 13.95 | B |
| YZ125 | 2001-04 | 716420 | 54.95 | B | 716435 | 36.95 | B | 716542 | 13.95 | B |
| YZ125 | 2005 | 716422 | 47.95 | B | 716423 | 50.95 | B | 716541 | 13.95 | B |
| YZ125 | 2006-11 | 716422 | 47.95 | B | 716423 | 50.95 | B | ----- | | |
| TTR125L | 2000-06 | 716421 | 48.95 | B | ----- | | | 716542 | 13.95 | B |
| WR250 | 1994-97 | 716400 | 58.95 | B | 716437 | 39.95 | B | 716542 | 13.95 | B |
| WR250F | 2005-06 | 716424 | 49.95 | B | 716423 | 50.95 | B | 716541 | 13.95 | B |
| YZ250 | 1992-93 | 716398 | 54.95 | B | ----- | | | 716542 | 13.95 | B |
| YZ250 | 1994-95 | 716400 | 58.95 | B | 716437 | 39.95 | B | 716542 | 13.95 | B |
| YZ250 | 1996-97 | ----- | | | 716437 | 39.95 | B | 716542 | 13.95 | B |
| YZ250 | 1999-00 | 716420 | 54.95 | B | ----- | | | 716542 | 13.95 | B |
| YZ250/250F | 2001-04 | 716420 | 54.95 | B | 716435 | 36.95 | B | 716542 | 13.95 | B |
| YZ250/250F | 2005-11 | 716422 | 47.95 | B | 716423 | 50.95 | B | 716541 | 13.95 | B |
| YZ400/426F | 1999-00 | 716420 | 54.95 | B | ----- | | | 716542 | 13.95 | B |
| YZ426F | 2001-02 | 716420 | 54.95 | B | ----- | | | 716542 | 13.95 | B |
| WR450F | 2005-06 | 716424 | 49.95 | B | 716423 | 50.95 | B | 716541 | 13.95 | B |
| YZ450F | 2003-04 | 716420 | 54.95 | B | ----- | | | 716541 | 13.95 | B |
| YZ450F | 2005-11 | 716422 | 47.95 | B | 716423 | 50.95 | B | 716541 | 13.95 | B |

- accessories
- body
- handlebar & grips
- cables & levers
- exhaust
- engine
- fuel & intake
- electrical & ignition
- clutch
- drive
- bearings
- brakes**
- steering & suspension
- tires
- tools & shop

BRAKES

PROX MASTER CYLINDER REBUILD KITS



ProX has started a complete line of brake master cylinder rebuild kits. The kits are assembled with high quality components all designed and manufactured to meet or exceed the OEM parts. Each kits contains all the necessary components to rebuild the brake master cylinder.

A wide variety of Dirtbike and ATV models are available from ready stock!

| MAKE/MODEL | YEAR | FRONT | | REAR | |
|--------------|-------|--------|---------|--------|---------|
| HONDA | | | | | |
| CR 80 | 86-91 | 112946 | 18.37 G | ---- | |
| CR 80 | 92-99 | 112946 | 18.37 G | 112949 | 18.37 G |
| CR 80 | 00-02 | 112947 | 18.37 G | 112949 | 18.37 G |
| CR 85 | 03-07 | 112947 | 18.37 G | 112949 | 18.37 G |
| CR 125 | 84-86 | 112946 | 18.37 G | ---- | |
| CR 125 | 87-98 | 112946 | 18.37 G | 112949 | 18.37 G |
| CR 125 | 99-01 | 112947 | 18.37 G | 112949 | 18.37 G |
| CR 125 | 02-07 | 112947 | 18.37 G | 113553 | 18.37 G |
| CRF 125 F | 14-15 | 113551 | 18.37 G | ---- | |
| CRF 150 F | 03-15 | 113551 | 18.37 G | ---- | |
| CRF 150 R | 07-15 | 112947 | 18.37 G | 113554 | 18.37 G |
| CRF 230 F | 03-15 | 113551 | 18.37 G | ---- | |
| CRF 230 L | 08-09 | 113551 | 18.37 G | ---- | |
| CR 250 | 84-86 | 112946 | 18.37 G | ---- | |
| CR 250 | 87-98 | 112946 | 18.37 G | 112949 | 18.37 G |
| CR 250 | 99-01 | 112947 | 18.37 G | 112949 | 18.37 G |
| CR 250 | 02-07 | 112947 | 18.37 G | 113553 | 18.37 G |
| CRF 250 R | 04-06 | 112947 | 18.37 G | 113553 | 18.37 G |
| CRF 250 R | 07-15 | 113552 | 18.37 G | 113553 | 18.37 G |
| CRF 250 X | 04-13 | 112947 | 18.37 G | 113553 | 18.37 G |
| XR 250 R | 86-89 | 112946 | 18.37 G | ---- | |
| XR 250 R | 90-95 | 112946 | 18.37 G | 112949 | 18.37 G |
| XR 250 R | 96-99 | 112946 | 18.37 G | ---- | |
| XR 250 R | 00-04 | 112947 | 18.37 G | ---- | |
| XR 400 R | 96-99 | 112946 | 18.37 G | 112949 | 18.37 G |
| XR 400 R | 00-04 | 112947 | 18.37 G | 112949 | 18.37 G |
| CRF 450 R | 02-06 | 112947 | 18.37 G | 113553 | 18.37 G |
| CRF 450 R | 07-15 | 113552 | 18.37 G | 113553 | 18.37 G |
| CRF 450X | 05-15 | 112947 | 18.37 G | 113553 | 18.37 G |
| CR 500 R | 84-86 | 112946 | 18.37 G | ---- | |
| CR 500 R | 87-98 | 112946 | 18.37 G | 112949 | 18.37 G |
| CR 500 R | 99-01 | 112947 | 18.37 G | 112949 | 18.37 G |
| XR 600 R | 85-90 | 112946 | 18.37 G | ---- | |
| XR 600 R | 91-00 | 112946 | 18.37 G | 112949 | 18.37 G |
| XR 650 L | 93-15 | 113551 | 18.37 G | 112949 | 18.37 G |
| XR 650 R | 00-07 | 112947 | 18.37 G | 112949 | 18.37 G |

| MAKE/MODEL | YEAR | FRONT | | REAR | |
|---------------------|-------|--------|---------|--------|---------|
| KAWASAKI | | | | | |
| KX 65 | 00-15 | 112950 | 18.37 G | 112949 | 18.37 G |
| KX 80 | 88-90 | 112946 | 18.37 G | ---- | |
| KX 80 | 91-93 | 112946 | 18.37 G | 112949 | 18.37 G |
| KX 80 | 94-00 | 112947 | 18.37 G | 112949 | 18.37 G |
| KX 85 | 01-15 | 112947 | 18.37 G | 112949 | 18.37 G |
| KX 100 | 95-09 | 112947 | 18.37 G | 112949 | 18.37 G |
| KX 125 | 88-90 | 112946 | 18.37 G | 112949 | 18.37 G |
| KX 125 | 91-92 | 112946 | 18.37 G | 112948 | 18.37 G |
| KX 125 | 93 | ---- | | 112948 | 18.37 G |
| KX 125 | 94-96 | 112947 | 18.37 G | 112949 | 18.37 G |
| KX 125 | 97-99 | 112950 | 18.37 G | 112949 | 18.37 G |
| KX 125 | 00-08 | 112947 | 18.37 G | 112949 | 18.37 G |
| KLX 140/L | 08-15 | 112946 | 18.37 G | 112949 | 18.37 G |
| KDX 200 | 89-94 | 112946 | 18.37 G | 112949 | 18.37 G |
| KDX 200 | 95-06 | 112947 | 18.37 G | 112949 | 18.37 G |
| KDX 220 | 97-05 | 112947 | 18.37 G | 112949 | 18.37 G |
| KDX 250 | 91-94 | 112946 | 18.37 G | 112948 | 18.37 G |
| KL 250 Super Sherpa | 00-09 | 112946 | 18.37 G | ---- | |
| KLR 250 | 91-05 | 112946 | 18.37 G | ---- | |
| KLX 250 | 94-96 | 112947 | 18.37 G | 112948 | 18.37 G |
| KLX 250 S | 06-13 | 112946 | 18.37 G | 112949 | 18.37 G |
| KLX 250 SF | 09-10 | 112946 | 18.37 G | 112949 | 18.37 G |
| KX 250 | 88-90 | 112946 | 18.37 G | 112949 | 18.37 G |
| KX 250 | 91-92 | 112946 | 18.37 G | 112948 | 18.37 G |
| KX 250 | 93 | ---- | | 112948 | 18.37 G |
| KX 250 | 94-96 | 112947 | 18.37 G | 112949 | 18.37 G |
| KX 250 | 97-99 | 112950 | 18.37 G | 112949 | 18.37 G |
| KX 250 | 00-08 | 112947 | 18.37 G | 112949 | 18.37 G |
| KX 250 F | 04-15 | 112947 | 18.37 G | 112949 | 18.37 G |
| KLX 300 R | 97-07 | 112947 | 18.37 G | 112949 | 18.37 G |
| KLX 450 R | 08-13 | 112947 | 18.37 G | 112949 | 18.37 G |
| KX 450 F | 06-15 | 112947 | 18.37 G | 112949 | 18.37 G |
| KX 500 | 85-87 | 112946 | 18.37 G | ---- | |
| KX 500 | 88-93 | 112946 | 18.37 G | 112949 | 18.37 G |
| KX 500 | 94-04 | 112947 | 18.37 G | 112949 | 18.37 G |
| KL 650 A (KLR) | 87-07 | 113551 | 18.37 G | 112949 | 18.37 G |
| KL 650 B (KLR) | 90-91 | 113551 | 18.37 G | ---- | |
| KL 650 E (KLR) | 08-15 | 113551 | 18.37 G | 112948 | 18.37 G |
| KLX 650 C | 93-96 | 113551 | 18.37 G | 112949 | 18.37 G |
| KLX 650 D1 | 96 | 112947 | 18.37 G | 112949 | 18.37 G |
| KLX 650 R | 93-95 | 112947 | 18.37 G | 112948 | 18.37 G |
| KLX 650 R | 96 | 112947 | 18.37 G | 112949 | 18.37 G |

PROX MASTER CYLINDER REBUILD KITS CONTINUED

| MAKE/MODEL | YEAR | FRONT | | REAR | |
|---------------|-------|--------|---------|------|--|
| SUZUKI | | | | | |
| RM 65 | 03-05 | 112950 | 18.37 G | ---- | |
| RM 80 | 86-88 | 112946 | 18.37 G | ---- | |
| RM 80 | 89 | 112951 | 18.37 G | ---- | |
| RM 80 | 90-01 | 112951 | 18.37 G | ---- | |
| RM 85 | 02-04 | 112951 | 18.37 G | ---- | |
| RM 85 | 03-15 | 112947 | 18.37 G | ---- | |
| RM 100 | 03 | 112947 | 18.37 G | ---- | |
| DR 125/SE | 86-96 | 113551 | 18.37 G | ---- | |
| DR-Z 125/L | 03-13 | 112951 | 18.37 G | ---- | |
| RM 125 | 85-86 | 113551 | 18.37 G | ---- | |
| RM 125 | 87 | 112946 | 18.37 G | ---- | |
| RM 125 | 88-91 | 112949 | 18.37 G | ---- | |
| RM 125 | 92-95 | 112951 | 18.37 G | ---- | |
| RM 125 | 96-11 | 112947 | 18.37 G | ---- | |
| SP 125 | 86-88 | 113551 | 18.37 G | ---- | |
| DR 200/SE | 86-09 | 113551 | 18.37 G | ---- | |
| DR 250 | 90-93 | 112951 | 18.37 G | ---- | |
| DR 250 S | 90-95 | 113551 | 18.37 G | ---- | |
| DR-Z 250 | 01-07 | 112951 | 18.37 G | ---- | |
| RM 250 | 85 | 113551 | 18.37 G | ---- | |
| RM 250 | 86 | 112946 | 18.37 G | ---- | |
| RM 250 | 87 | 112946 | 18.37 G | ---- | |
| RM 250 | 88 | 112949 | 18.37 G | ---- | |
| RM 250 | 89-92 | 112951 | 18.37 G | ---- | |
| RM 250 | 93-95 | 112951 | 18.37 G | ---- | |
| RM 250 | 96-97 | 112947 | 18.37 G | ---- | |
| RM 250 | 98 | 112951 | 18.37 G | ---- | |
| RM 250 | 99-12 | 112947 | 18.37 G | ---- | |
| RMX 250 | 89-98 | 112951 | 18.37 G | ---- | |
| RM-Z 250 | 04-06 | 112947 | 18.37 G | ---- | |
| RM-Z 250 | 07-13 | 112947 | 18.37 G | ---- | |
| DR 350 | 90-99 | 112951 | 18.37 G | ---- | |
| DR 350 SE | 90-98 | 113551 | 18.37 G | ---- | |
| DR 350 SE | 99 | 112947 | 18.37 G | ---- | |
| DRZ 400 E | 00-06 | 112947 | 18.37 G | ---- | |
| DRZ 400 E | 07 | 113551 | 18.37 G | ---- | |
| DRZ 400 S | 00-13 | 113551 | 18.37 G | ---- | |
| DRZ 400 SM | 05-09 | 113551 | 18.37 G | ---- | |
| RMX 450 Z | 10-11 | 112947 | 18.37 G | ---- | |
| RM-Z 450 | 05-13 | 112947 | 18.37 G | ---- | |
| DR 650 SE | 90-95 | 113556 | 18.37 G | ---- | |
| DR 650 SE | 96-13 | 113551 | 18.37 G | ---- | |

| MAKE/MODEL | YEAR | FRONT | | REAR | |
|-----------------------|-------|--------|---------|--------|---------|
| YAMAHA | | | | | |
| YZ 80 | 86-92 | 112952 | 18.37 G | ---- | |
| YZ 80 | 93-96 | 112952 | 18.37 G | 112949 | 18.37 G |
| YZ 80 | 97-01 | 112951 | 18.37 G | 112949 | 18.37 G |
| YZ 85 | 02-15 | 112947 | 18.37 G | 112949 | 18.37 G |
| TT-R 125 L Disc Brake | 00-13 | 112946 | 18.37 G | ---- | |
| YZ 125 | 85-87 | 112952 | 18.37 G | ---- | |
| YZ 125 | 88-89 | 112952 | 18.37 G | 112949 | 18.37 G |
| YZ 125 | 90-95 | 112946 | 18.37 G | 112949 | 18.37 G |
| YZ 125 | 96-00 | 112951 | 18.37 G | 112949 | 18.37 G |
| YZ 125 | 01-02 | 112947 | 18.37 G | 112949 | 18.37 G |
| YZ 125 | 03-07 | 112947 | 18.37 G | 113561 | 18.37 G |
| YZ 125 | 08-15 | 112950 | 18.37 G | 113561 | 18.37 G |
| TW 200 Trailway | 00-13 | 113560 | 18.37 G | ---- | |
| XT 225 | 01-07 | 113560 | 18.37 G | ---- | |
| TT-R 225 | 01-04 | 113560 | 18.37 G | ---- | |
| TT-R 230 | 05-13 | 112947 | 18.37 G | ---- | |
| TT-R 250 | 99-06 | 113560 | 18.37 G | 112949 | 18.37 G |
| WR 250 | 91-96 | 112946 | 18.37 G | 112949 | 18.37 G |
| WR 250 | 97 | 112951 | 18.37 G | 112949 | 18.37 G |
| WR 250 F | 01-02 | 112947 | 18.37 G | 112949 | 18.37 G |
| WR 250 F | 03-15 | 112947 | 18.37 G | 113561 | 18.37 G |
| WR 250 R | 08-15 | 112946 | 18.37 G | ---- | |
| WR 250 X | 08-11 | 113551 | 18.37 G | ---- | |
| XT 250 | 08-15 | 112946 | 18.37 G | 112949 | 18.37 G |
| YZ 250 | 85-87 | 112952 | 18.37 G | ---- | |
| YZ 250 | 88-89 | 112952 | 18.37 G | 112949 | 18.37 G |
| YZ 250 | 90-95 | 112946 | 18.37 G | 112949 | 18.37 G |
| YZ 250 | 96-00 | 112951 | 18.37 G | 112949 | 18.37 G |
| YZ 250 | 01-02 | 112947 | 18.37 G | 112949 | 18.37 G |
| YZ 250 | 03-07 | 112947 | 18.37 G | 113561 | 18.37 G |
| YZ 250 | 08-15 | 112950 | 18.37 G | 113561 | 18.37 G |
| YZ 250 F | 01-02 | 112947 | 18.37 G | 112949 | 18.37 G |
| YZ 250 F | 03-07 | 112947 | 18.37 G | 113561 | 18.37 G |
| YZ 250 F | 08-15 | 112950 | 18.37 G | 113561 | 18.37 G |
| WR 400 F | 98-99 | 112951 | 18.37 G | 112948 | 18.37 G |
| WR 400 F | 00 | 112951 | 18.37 G | 112949 | 18.37 G |
| YZ 400 F | 98-99 | 112951 | 18.37 G | ---- | |
| WR 426 F | 01-02 | 112947 | 18.37 G | 112949 | 18.37 G |
| YZ 426 F | 00 | 112951 | 18.37 G | 112949 | 18.37 G |
| YZ 426 F | 01-02 | 112947 | 18.37 G | 112949 | 18.37 G |
| WR 450 F | 03-15 | 112947 | 18.37 G | 113561 | 18.37 G |
| YZ 450 F | 03-07 | 112947 | 18.37 G | 113561 | 18.37 G |
| YZ 450 F | 08-15 | 112950 | 18.37 G | 113561 | 18.37 G |
| YZ 490 | 85-90 | 112952 | 18.37 G | ---- | |
| WR 500 | 92-93 | 112946 | 18.37 G | 112949 | 18.37 G |
| XT 600 | 90-95 | 113551 | 18.37 G | 112949 | 18.37 G |

- accessories
- body
- handlebar & grips
- cables & levers
- exhaust
- engine
- fuel & intake
- electrical & ignition
- clutch
- drive
- bearings
- brakes**
- steering & suspension
- tires
- tools & shop

BRAKES

- accessories
- body
- handlebar & grips
- cables & levers
- exhaust
- engine
- fuel & intake
- electrical & ignition
- clutch
- drive
- bearings
- brakes**
- steering & suspension
- tires
- tools & shop



DIRT BIKE MASTER CYLINDER REBUILD KITS

Each kit includes necessary components to rebuild the brake master cylinders. Manufactured by Nissin, an O.E. manufacturer in Japan.

FRONT

| MAKE/ MODEL | YEAR | PART # | | |
|-----------------|-------|--------|-------|---|
| HONDA | | | | |
| CR80R | 98-99 | 902222 | 26.30 | H |
| CR125R | 86-98 | 902222 | 26.30 | H |
| CR250R | 86-98 | 902222 | 26.30 | H |
| XR250R | 96-99 | 902222 | 26.30 | H |
| XR350R | 85 | 902222 | 26.30 | H |
| XR400R | 96-99 | 902222 | 26.30 | H |
| CR500R | 86-98 | 902222 | 26.30 | H |
| XR600R | 85 | 902222 | 26.30 | H |
| CR80R | 00-02 | 902221 | 24.80 | H |
| CR85R | 03-07 | 902221 | 24.80 | H |
| CR125R | 99-07 | 902221 | 24.80 | H |
| CRF150R | 07-08 | 902221 | 24.80 | H |
| CR250R | 99-07 | 902221 | 24.80 | H |
| CRF250R | 04-06 | 902221 | 24.80 | H |
| CRF250X | 04-09 | 902221 | 24.80 | H |
| XR250R | 00-04 | 902221 | 24.80 | H |
| XR400R | 00-03 | 902221 | 24.80 | H |
| CRF450R | 02-06 | 902221 | 24.80 | H |
| CRF450X | 05-09 | 902221 | 24.80 | H |
| CR500R | 99-01 | 902221 | 24.80 | H |
| XR650R | 00-07 | 902221 | 24.80 | H |
| CRF125F | 16 | 902223 | 23.30 | H |
| CRF150F | 03-16 | 902223 | 23.30 | H |
| CRF230F | 03-16 | 902223 | 23.30 | H |
| CRF250R | 07-16 | 902391 | 39.80 | H |
| CRF450R | 07-16 | 902391 | 39.80 | H |
| XR250L | 91-96 | 902386 | 32.40 | H |
| XR650L | 93-15 | 902386 | 32.40 | H |
| XR250R | 86-95 | 902224 | 23.30 | H |
| XR600R | 86-00 | 902224 | 23.30 | H |
| KAWASAKI | | | | |
| KX65 | 00-16 | 902430 | 12.38 | H |
| KX125 | | 902430 | 12.38 | H |
| KX250 | | 902430 | 12.38 | H |
| KX80 | 88-93 | 902230 | 22.60 | H |
| KX125 | 87-93 | 902230 | 22.60 | H |
| KDX200 | 89-94 | 902230 | 22.60 | H |
| KDX250 | 91-94 | 902230 | 22.60 | H |
| KX250 | 87-93 | 902230 | 22.60 | H |
| KX500 | 88-93 | 902230 | 22.60 | H |
| KLX650 | 93 | 902230 | 22.60 | H |
| KX80 | 94-96 | 902231 | 22.50 | H |
| KX100 | 95-96 | 902231 | 22.50 | H |
| KX125 | 94-96 | 902231 | 22.50 | H |

| MAKE/ MODEL | YEAR | PART # | | |
|---------------------------|-------|--------|-------|---|
| KAWASAKI CONTINUED | | | | |
| KDX200 | 95-06 | 902231 | 22.50 | H |
| KDX220 | 98-05 | 902231 | 22.50 | H |
| KLX250 | 94-96 | 902231 | 22.50 | H |
| KX250 | 94-96 | 902231 | 22.50 | H |
| KLX300 | 97-07 | 902231 | 22.50 | H |
| KX500 | 94-96 | 902231 | 22.50 | H |
| KX80 | 97-00 | 902232 | 21.80 | H |
| KX100 | 97-00 | 902232 | 21.80 | H |
| KX500 | 97-03 | 902232 | 21.80 | H |
| KX85 | 01-09 | 902229 | 22.70 | H |
| KX100 | 01-09 | 902229 | 22.70 | H |
| KX125 | 01-05 | 902229 | 22.70 | H |
| KX250 | 01-07 | 902229 | 22.70 | H |
| KX250F | 06-09 | 902229 | 22.70 | H |
| KX450F | 06-09 | 902229 | 22.70 | H |
| KX500 | 04 | 902229 | 22.70 | H |
| KX85 | 14-16 | 902236 | 28.30 | H |
| KX100 | 11-16 | 902236 | 28.30 | H |
| KX250F | 11-12 | 902236 | 28.30 | H |
| KX450F | 11-12 | 902236 | 28.30 | H |
| KX125 | 97-99 | 902228 | 35.50 | H |
| KX250 | 97-99 | 902228 | 35.50 | H |
| KLX140/L | 08-16 | 902431 | 10.52 | H |
| KL250 | 00-03 | 902431 | 10.52 | H |
| KL250 | 09 | 902431 | 10.52 | H |
| KLR250 | 91-05 | 902431 | 10.52 | H |
| KLX250S | 06-07 | 902431 | 10.52 | H |
| KLX250S | 09-14 | 902432 | 13.22 | H |
| KLX250SF | 09-10 | 902432 | 13.22 | H |
| KLR650 | 87-07 | 902382 | 26.80 | H |
| KLR650 | 08-15 | 902383 | 29.20 | H |
| KX250F | 13-16 | 902433 | 24.80 | H |
| KX450F | 13-16 | 902433 | 24.80 | H |
| SUZUKI | | | | |
| RM80 | 89-01 | 902238 | 23.20 | H |
| RM125 | 89-95 | 902238 | 23.20 | H |
| DR-Z250 | 01-07 | 902238 | 23.20 | H |
| RM250 | 89-95 | 902238 | 23.20 | H |
| RMX250 | 89-98 | 902238 | 23.20 | H |
| DR350 | 90-99 | 902238 | 23.20 | H |
| RM85/L | 02-15 | 902236 | 28.30 | H |
| RM125 | 01-08 | 902236 | 28.30 | H |
| RM250 | 04-08 | 902236 | 28.30 | H |
| RM-Z250 | 04-15 | 902236 | 28.30 | H |

| MAKE/ MODEL | YEAR | PART # | | |
|-------------------------|-------|--------|-------|---|
| SUZUKI CONTINUED | | | | |
| RM-Z450 | 05-15 | 902236 | 28.30 | H |
| RM125 | 96-03 | 902237 | 32.20 | H |
| RM250 | 96-03 | 902237 | 32.20 | H |
| DR-Z400/E | 00-07 | 902237 | 32.20 | H |
| DR200S | 15 | 902384 | 29.90 | H |
| DR200SE | 96-13 | 902384 | 29.90 | H |
| DR350SE | 90-99 | 902384 | 29.90 | H |
| DR-Z400S | 00-15 | 902384 | 29.90 | H |
| DR650SE | 96-15 | 902382 | 26.80 | H |
| YAMAHA | | | | |
| YZ80 | 86-96 | 902241 | 21.70 | H |
| YZ125 | 86-89 | 902241 | 21.70 | H |
| RT180 | 98 | 902241 | 21.70 | H |
| TTR225 | 99-04 | 902241 | 21.70 | H |
| YZ250 | 86-89 | 902241 | 21.70 | H |
| YZ250WR | 89 | 902241 | 21.70 | H |
| YZ490 | 86-90 | 902241 | 21.70 | H |
| YZ80 | 01 | 902239 | 25.50 | H |
| YZ125 | 01 | 902239 | 25.50 | H |
| WR250F | 01 | 902239 | 25.50 | H |
| YZ250 | 01 | 902239 | 25.50 | H |
| YZ250F | 01 | 902239 | 25.50 | H |
| WR426F | 01 | 902239 | 25.50 | H |
| YZ426F | 01 | 902239 | 25.50 | H |
| YZ85 | 02-08 | 902240 | 25.50 | H |
| YZ125 | 02-07 | 902240 | 25.50 | H |
| TTR230 | 05-08 | 902240 | 25.50 | H |
| WR250F | 02-15 | 902240 | 25.50 | H |
| YZ250 | 02-07 | 902240 | 25.50 | H |
| YZ250F | 02-06 | 902240 | 25.50 | H |
| WR426F | 02 | 902240 | 25.50 | H |
| YZ426F | 02 | 902240 | 25.50 | H |
| WR450F | 03-15 | 902240 | 25.50 | H |
| YZ450F | 03-07 | 902240 | 25.50 | H |
| YZ125 | 90-95 | 902242 | 23.20 | H |
| WR250Z | 91-96 | 902242 | 23.20 | H |
| YZ250 | 90-95 | 902242 | 23.20 | H |
| YZ250WR | 90 | 902242 | 23.20 | H |
| WR500Z | 92-93 | 902242 | 23.20 | H |
| YZ125 | 08-15 | 902434 | 19.40 | H |
| YZ250 | 08-15 | 902434 | 19.40 | H |
| YZ250F | 07-16 | 902434 | 19.40 | H |
| YZ450F | 08-16 | 902434 | 19.40 | H |
| WR250R | 08-15 | 902435 | 11.93 | H |
| XT250 | 08-16 | 902435 | 11.93 | H |



DIRT BIKE MASTER CYLINDER REBUILD KITS

CONTINUED

REAR

| MAKE/
MODEL | YEAR | PART # | | | MAKE/
MODEL | YEAR | PART # | | | MAKE/
MODEL | YEAR | PART # | | |
|-----------------|-------|--------|-------|---|---------------------------|-------|--------|-------|---|-------------------------|-------|--------|-------|---|
| HONDA | | | | | KAWASAKI CONTINUED | | | | | SUZUKI CONTINUED | | | | |
| CR80R | 92-02 | 902225 | 26.50 | H | KL250 | 00-03 | 902225 | 26.50 | H | DR650S | 90-91 | 902234 | 22.70 | H |
| CR85R | 03-07 | 902225 | 26.50 | H | KX250 | 86-90 | 902225 | 26.50 | H | RM-Z250 | 07-15 | 902437 | 14.59 | H |
| CR125R | 87-01 | 902225 | 26.50 | H | KX250 | 94-07 | 902225 | 26.50 | H | RMX450Z | 10 | 902437 | 14.59 | H |
| CR250R | 87-01 | 902225 | 26.50 | H | KX250F | 04-16 | 902225 | 26.50 | H | RM-Z450 | 05-15 | 902437 | 14.59 | H |
| XR250R | 90-95 | 902225 | 26.50 | H | KLX300 | 97-07 | 902225 | 26.50 | H | YAMAHA | | | | |
| XR400R | 96-03 | 902225 | 26.50 | H | KX450F | 06-16 | 902225 | 26.50 | H | YZ80 | 93-01 | 902243 | 25.50 | H |
| CR500R | 87-01 | 902225 | 26.50 | H | KX500 | 86-90 | 902225 | 26.50 | H | YZ85 | 02-08 | 902243 | 25.50 | H |
| XR600R | 91-00 | 902225 | 26.50 | H | KX500 | 94-04 | 902225 | 26.50 | H | YZ125 | 88-95 | 902243 | 25.50 | H |
| XR650L | 93-09 | 902225 | 26.50 | H | KLR650 | 87-07 | 902225 | 26.50 | H | WR250Z | 91-96 | 902243 | 25.50 | H |
| XR650R | 00-07 | 902225 | 26.50 | H | KLX650 | 93-96 | 902225 | 26.50 | H | YZ250 | 88-95 | 902243 | 25.50 | H |
| CR125R | 02-07 | 902227 | 29.00 | H | KX125 | 91-93 | 902234 | 22.70 | H | YZ250WR | 89-90 | 902243 | 25.50 | H |
| CR250R | 02-07 | 902227 | 29.00 | H | KDX250 | 91-94 | 902234 | 22.70 | H | WR500Z | 92-93 | 902243 | 25.50 | H |
| CRF250R | 04-16 | 902227 | 29.00 | H | KLX250 | 94-96 | 902234 | 22.70 | H | YZ125 | 96-02 | 902244 | 25.50 | H |
| CRF250X | 04-15 | 902227 | 29.00 | H | KX250 | 91-93 | 902234 | 22.70 | H | YZ250 | 96-02 | 902244 | 25.50 | H |
| CRF450R | 02-16 | 902227 | 29.00 | H | KX500 | 91-93 | 902234 | 22.70 | H | WR250F | 01-02 | 902244 | 25.50 | H |
| CRF450X | 05-15 | 902227 | 29.00 | H | KLR650 | 08-15 | 902234 | 22.70 | H | WR250Z | 97 | 902244 | 25.50 | H |
| CRF150R | 07-09 | 902436 | 13.92 | H | SUZUKI | | | | | YZ250F | 01-02 | 902244 | 25.50 | H |
| CRF150R | 12-16 | 902436 | 13.92 | H | RM80 | 91-01 | 902225 | 26.50 | H | WR400F | 00 | 902244 | 25.50 | H |
| CRF230L | 08-09 | 902234 | 22.70 | H | RM85 | 02-08 | 902225 | 26.50 | H | WR426F | 01-02 | 902244 | 25.50 | H |
| CRF230M | 09 | 902234 | 22.70 | H | RM125 | 96-08 | 902225 | 26.50 | H | YZ426F | 00-02 | 902244 | 25.50 | H |
| XR250L | 91-96 | 902234 | 22.70 | H | DR250 | 90-95 | 902225 | 26.50 | H | YZ125 | 03-15 | 902245 | 23.80 | H |
| XR250R | 96-04 | 902234 | 22.70 | H | RM250 | 96-08 | 902225 | 26.50 | H | YZ250 | 03-15 | 902245 | 23.80 | H |
| KAWASAKI | | | | | RM-Z250 | 04-06 | 902225 | 26.50 | H | WR250F | 03-15 | 902245 | 23.80 | H |
| KX65 | 00-16 | 902225 | 26.50 | H | DR350 | 90-99 | 902225 | 26.50 | H | YZ250F | 03-16 | 902245 | 23.80 | H |
| KX80 | 88-00 | 902225 | 26.50 | H | DR350SE | 90-99 | 902225 | 26.50 | H | WR450F | 03-15 | 902245 | 23.80 | H |
| KX85 | 01-16 | 902225 | 26.50 | H | DR-Z400/E | 00-07 | 902225 | 26.50 | H | YZ450F | 03-16 | 902245 | 23.80 | H |
| KX100 | 95-16 | 902225 | 26.50 | H | DR-Z400S | 00-15 | 902225 | 26.50 | H | TT-R250 | 99-06 | 902438 | 15.69 | H |
| KX125 | 86-90 | 902225 | 26.50 | H | DR650SE | 96-15 | 902225 | 26.50 | H | WR250R | 08-15 | 902439 | 19.49 | H |
| KX125 | 94-05 | 902225 | 26.50 | H | RM125 | 93-95 | 902234 | 22.70 | H | WR250X | 08-11 | 902439 | 19.49 | H |
| KLX140/L | 08-16 | 902225 | 26.50 | H | DR-Z250 | 01-07 | 902234 | 22.70 | H | XT250 | 08-16 | 902440 | 17.86 | H |
| KDX200 | 89-06 | 902225 | 26.50 | H | RM250 | 87-95 | 902234 | 22.70 | H | WR400F | 98-99 | 902441 | 13.57 | H |
| KDX220 | 98-05 | 902225 | 26.50 | H | RMX250 | 89-98 | 902234 | 22.70 | H | YZ400F | 98-99 | 902441 | 13.57 | H |

- accessories
- body
- handlebar & grips
- cables & levers
- exhaust
- engine
- fuel & intake
- electrical & ignition
- clutch
- drive
- bearings
- brakes**
- steering & suspension
- tires
- tools & shop

BRAKES



DIRT BIKE BRAKE CALIPER REBUILD KITS

Each kit includes all necessary rubber components and pad hanger pins if it's applicable. Made by Nissin, an O.E. manufacturer in Japan.

FRONT

| MAKE/ MODEL | YEAR | PART # | |
|-----------------|-------|--------|---------|
| HONDA | | | |
| CR80R | 93-02 | 902246 | 20.40 H |
| CR85R | 03-07 | 902246 | 20.40 H |
| CRF150R | 07-16 | 902246 | 20.40 H |
| CR125R | 87-07 | 902247 | 22.70 H |
| CRF150F | 06-12 | 902247 | 22.70 H |
| CRF230F | 03-12 | 902247 | 22.70 H |
| CR250R | 87-07 | 902247 | 22.70 H |
| CRF250R | 04-16 | 902247 | 22.70 H |
| CRF250X | 04-15 | 902247 | 22.70 H |
| XR250R | 93-04 | 902247 | 22.70 H |
| CRF450R | 03-16 | 902247 | 22.70 H |
| CRF450X | 04-15 | 902247 | 22.70 H |
| CR500R | 87-01 | 902247 | 22.70 H |
| XR650L | 93-09 | 902247 | 22.70 H |
| CRF250L | 13-15 | 902413 | 35.90 H |
| KAWASAKI | | | |
| KX65 | 00-16 | 902414 | 24.60 H |
| KX125 | 89-93 | 902256 | 25.70 H |
| KX250 | 89-93 | 902256 | 25.70 H |
| KX500 | 89-93 | 902256 | 25.70 H |
| KX125 | 94-96 | 902251 | 27.50 H |

| MAKE/ MODEL | YEAR | PART # | |
|---------------------------|-------|--------|---------|
| KAWASAKI CONTINUED | | | |
| KX125 | 01-05 | 902251 | 27.50 H |
| KX250 | 94-96 | 902251 | 27.50 H |
| KX250 | 01-07 | 902251 | 27.50 H |
| KX250F | 04-16 | 902251 | 27.50 H |
| KX450F | 06-16 | 902251 | 27.50 H |
| KX500 | 94-04 | 902251 | 27.50 H |
| KX125 | 97-00 | 902253 | 30.20 H |
| KX250 | 97-00 | 902253 | 30.20 H |
| KLR650 | 08-15 | 902381 | 26.50 H |
| SUZUKI | | | |
| DR125SE | 94-96 | 902415 | 26.50 H |
| DR200 | 86-88 | 902415 | 26.50 H |
| DR200S | 15 | 902415 | 26.50 H |
| DR200SE | 96-13 | 902415 | 26.50 H |
| RM125 | 87-95 | 902256 | 25.70 H |
| RM250 | 87-95 | 902256 | 25.70 H |
| RM125 | 96-07 | 902262 | 24.50 H |
| RM250 | 96-08 | 902262 | 24.50 H |
| RM-Z250 | 07-15 | 902262 | 24.50 H |
| DR350SE | 98-99 | 902262 | 24.50 H |
| RM-Z450 | 05-15 | 902262 | 24.50 H |

| MAKE/ MODEL | YEAR | PART # | |
|-------------------------|-------|--------|---------|
| SUZUKI CONTINUED | | | |
| DR-Z400S | 00-15 | 902262 | 24.50 H |
| DR650SE | 96-15 | 902262 | 24.50 H |
| RM-Z250 | 04-06 | 902251 | 27.50 H |
| YAMAHA | | | |
| YZ125 | 90-97 | 902256 | 25.70 H |
| YZ250 | 90-97 | 902256 | 25.70 H |
| YZ125 | 98-07 | 902247 | 22.70 H |
| WR250F | 01-15 | 902247 | 22.70 H |
| YZ250 | 98-07 | 902247 | 22.70 H |
| YZ250F | 01-06 | 902247 | 22.70 H |
| WR400F | 98-00 | 902247 | 22.70 H |
| YZ400F | 99 | 902247 | 22.70 H |
| WR426F | 01-02 | 902247 | 22.70 H |
| YZ426F | 00-02 | 902247 | 22.70 H |
| WR450F | 03-15 | 902247 | 22.70 H |
| YZ450F | 03-07 | 902247 | 22.70 H |
| YZ125 | 08-15 | 902266 | 21.90 H |
| YZ250 | 08-15 | 902266 | 21.90 H |
| YZ250F | 07-16 | 902266 | 21.90 H |
| YZ450F | 08-16 | 902266 | 21.90 H |
| WR250R | 08-15 | 902416 | 27.30 H |

REAR

| MAKE/ MODEL | YEAR | PART # | |
|-----------------|-------|--------|---------|
| HONDA | | | |
| CR80R | 92-02 | 902249 | 20.90 H |
| CR85R | 03-07 | 902249 | 20.90 H |
| CR125R | 90-01 | 902249 | 20.90 H |
| CR250R | 90-01 | 902249 | 20.90 H |
| CR500R | 90-01 | 902249 | 20.90 H |
| CR125R | 02-07 | 902250 | 22.10 H |
| CRF150R | 07-09 | 902250 | 22.10 H |
| CR250R | 02-07 | 902250 | 22.10 H |
| CRF250R/X | 04-09 | 902250 | 22.10 H |
| CRF450R/X | 03-09 | 902250 | 22.10 H |
| CRF230L | 08-09 | 902377 | 22.90 H |
| XR250R | 93-04 | 902377 | 22.90 H |
| XR650L | 93-09 | 902377 | 22.90 H |
| CRF250L | 13-15 | 902417 | 26.50 H |
| KAWASAKI | | | |
| KX65 | 00-16 | 902418 | 26.50 H |
| KX80 | 98-00 | 902418 | 26.50 H |
| KX85 | 01-16 | 902418 | 26.50 H |
| KX100 | 98-16 | 902418 | 26.50 H |
| KLX140/L | 08-16 | 902418 | 26.50 H |
| KDX220 | 97-02 | 902260 | 21.20 H |

| MAKE/ MODEL | YEAR | PART # | |
|---------------------------|-------|--------|---------|
| KAWASAKI CONTINUED | | | |
| KDX250 | 91-94 | 902260 | 21.20 H |
| KX250 | 89-93 | 902260 | 21.20 H |
| KX500 | 89-93 | 902260 | 21.20 H |
| KX125 | 95-05 | 902257 | 22.50 H |
| KLX250S | 06-12 | 902257 | 22.50 H |
| KX250 | 95-07 | 902257 | 22.50 H |
| KX500 | 96-04 | 902257 | 22.50 H |
| KX250F | 04-16 | 902259 | 23.30 H |
| KX450F | 06-16 | 902259 | 23.30 H |
| KLR650 | 08-15 | 902378 | 27.20 H |
| SUZUKI | | | |
| RM125/250 | 92 | 902263 | 23.30 H |
| RM125/250 | 96-04 | 902263 | 23.30 H |
| DR-Z400S | 00-15 | 902263 | 23.30 H |
| RM125 | 05-07 | 902264 | 23.60 H |
| RM250 | 05-08 | 902264 | 23.60 H |
| RM-Z250 | 04-06 | 902259 | 23.30 H |
| RM-Z250 | 07 | 902265 | 22.60 H |
| RM-Z450 | 05-07 | 902265 | 22.60 H |
| RM-Z250 | 08-15 | 902419 | 30.00 H |
| RMX450 | 10-11 | 902419 | 30.00 H |

| MAKE/ MODEL | YEAR | PART # | |
|-------------------------|-------|--------|---------|
| SUZUKI CONTINUED | | | |
| RM-Z450 | 08-15 | 902419 | 30.00 H |
| DR650SE | 96-15 | 902379 | 25.10 H |
| YAMAHA | | | |
| YZ125 | 90-97 | 902260 | 21.20 H |
| TT-R250 | 99-06 | 902260 | 21.20 H |
| WR250Z | 91-97 | 902260 | 21.20 H |
| XT250 | 08-12 | 902260 | 21.20 H |
| YZ250 | 90-96 | 902260 | 21.20 H |
| YZ250WR | 90 | 902260 | 21.20 H |
| WR500Z | 92-93 | 902260 | 21.20 H |
| YZ125 | 98-02 | 902267 | 25.40 H |
| YZ250 | 98-02 | 902267 | 25.40 H |
| YZ250F | 01-02 | 902267 | 25.40 H |
| YZ400F | 99 | 902267 | 25.40 H |
| YZ426F | 00-02 | 902267 | 25.40 H |
| YZ125 | 03-15 | 902268 | 22.10 H |
| WR250F | 05-15 | 902268 | 22.10 H |
| YZ250 | 03-15 | 902268 | 22.10 H |
| YZ250F | 03-16 | 902268 | 22.10 H |
| WR450F | 05-15 | 902268 | 22.10 H |
| YZ450F | 03-16 | 902268 | 22.10 H |



DIRT BIKE BRAKE PAD HANGER PINS

These include required quantities of brake pad hanger pins. Made by Nissin, an O.E. manufacturer in Japan.

FRONT

| MAKE/MODEL | YEAR | QTY | PART # | | |
|-----------------|-------|-----|--------|-------|---|
| HONDA | | | | | |
| CR125R | 87-07 | 1 | 902306 | 5.80 | G |
| CR250R | 87-07 | 1 | 902306 | 5.80 | G |
| CR500R | 87-01 | 1 | 902306 | 5.80 | G |
| CR80R | 93-02 | 2 | 902304 | 16.40 | G |
| CR85R | 03-07 | 2 | 902304 | 16.40 | G |
| CRF150F | 06-12 | 1 | 902306 | 5.80 | G |
| CRF150R | 07-16 | 2 | 902304 | 16.40 | G |
| CRF230F | 03-12 | 1 | 902306 | 5.80 | G |
| CRF250R | 04-16 | 1 | 902306 | 5.80 | G |
| CRF250X | 04-15 | 1 | 902306 | 5.80 | G |
| CRF450R | 03-16 | 1 | 902306 | 5.80 | G |
| CRF450X | 04-15 | 1 | 902306 | 5.80 | G |
| XR250R | 93-04 | 1 | 902306 | 5.80 | G |
| KAWASAKI | | | | | |
| KX125 | 94-05 | 1 | 902306 | 5.80 | G |
| KX250 | 94-07 | 1 | 902306 | 5.80 | G |
| KX250F | 04-16 | 1 | 902306 | 5.80 | G |
| KX450F | 06-16 | 1 | 902306 | 5.80 | G |
| KX500 | 94-04 | 1 | 902306 | 5.80 | G |

| MAKE/MODEL | YEAR | QTY | PART # | | |
|---------------|-------|-----|--------|------|---|
| SUZUKI | | | | | |
| RM125 | 96-07 | 1 | 902306 | 5.80 | G |
| RM250 | 96-08 | 1 | 902306 | 5.80 | G |
| RM-Z250 | 04-15 | 1 | 902306 | 5.80 | G |
| DR350SE | 98-99 | 1 | 902306 | 5.80 | G |
| RM-Z450 | 05-15 | 1 | 902306 | 5.80 | G |
| YAMAHA | | | | | |
| YZ125 | 98-15 | 1 | 902306 | 5.80 | G |
| WR250F | 01-15 | 1 | 902306 | 5.80 | G |
| YZ250 | 98-15 | 1 | 902306 | 5.80 | G |
| YZ250F | 01-16 | 1 | 902306 | 5.80 | G |
| WR400F | 98-00 | 1 | 902306 | 5.80 | G |
| YZ400F | 99 | 1 | 902306 | 5.80 | G |
| WR426F | 01-02 | 1 | 902306 | 5.80 | G |
| YZ426F | 00-02 | 1 | 902306 | 5.80 | G |
| WR450F | 03-15 | 1 | 902306 | 5.80 | G |
| YZ450F | 03-16 | 1 | 902306 | 5.80 | G |

REAR

| MAKE/MODEL | YEAR | QTY | PART # | | |
|-----------------|-------|-----|--------|-------|---|
| HONDA | | | | | |
| CR80R | 92-02 | 1 | 902308 | 9.10 | G |
| CR125R | 90-01 | 1 | 902308 | 9.10 | G |
| CR125R | 02-07 | 1 | 902309 | 10.10 | G |
| CR250R | 90-01 | 1 | 902308 | 9.10 | G |
| CR250R | 02-07 | 1 | 902309 | 10.10 | G |
| CR500R | 90-01 | 1 | 902308 | 9.10 | G |
| CR85R | 03-07 | 1 | 902308 | 9.10 | G |
| CRF150R | 07-09 | 1 | 902309 | 10.10 | G |
| CRF250R/X | 04-09 | 1 | 902309 | 10.10 | G |
| CRF450R/X | 03-09 | 1 | 902309 | 10.10 | G |
| KAWASAKI | | | | | |
| KX125 | 95-05 | 1 | 902308 | 9.10 | G |
| KX250 | 95-07 | 1 | 902308 | 9.10 | G |
| KLX250S | 06-12 | 1 | 902308 | 9.10 | G |
| KX250F | 04-16 | 1 | 902308 | 9.10 | G |
| KX450F | 06-16 | 1 | 902308 | 9.10 | G |
| KX500 | 96-04 | 1 | 902308 | 9.10 | G |

| MAKE/MODEL | YEAR | QTY | PART # | | |
|---------------|-------|-----|--------|-------|---|
| SUZUKI | | | | | |
| RM125/250 | 92 | 1 | 902308 | 9.10 | G |
| RM125 | 05-07 | 1 | 902309 | 10.10 | G |
| RM125/250 | 96-04 | 1 | 902308 | 9.10 | G |
| RM250 | 05-08 | 1 | 902309 | 10.10 | G |
| RM-Z250 | 04-07 | 1 | 902308 | 9.10 | G |
| RM-Z250 | 08-09 | 1 | 902309 | 10.10 | G |
| RM-Z450 | 05-07 | 1 | 902308 | 9.10 | G |
| RM-Z450 | 08-09 | 1 | 902309 | 10.10 | G |
| YAMAHA | | | | | |
| YZ125 | 98-15 | 1 | 902308 | 9.10 | G |
| WR250F | 01-15 | 1 | 902308 | 9.10 | G |
| YZ250 | 98-15 | 1 | 902308 | 9.10 | G |
| YZ250F | 01-16 | 1 | 902308 | 9.10 | G |
| YZ400F | 99 | 1 | 902308 | 9.10 | G |
| YZ426F | 00-02 | 1 | 902308 | 9.10 | G |
| WR450F | 03-15 | 1 | 902308 | 9.10 | G |
| YZ450F | 03-16 | 1 | 902308 | 9.10 | G |

- accessories
- body
- handlebar & grips
- cables & levers
- exhaust
- engine
- fuel & intake
- electrical & ignition
- clutch
- drive
- bearings
- brakes**
- steering & suspension
- tires
- tools & shop

ALL BALLS RACING BRAKE PEDAL REBUILD KITS

The All Balls rear brake pedal kit contains all the parts needed to rebuild your rear brake pedal mechanism.
Contains 2 ball bearings, one spherical bearing, one screw, one nut, and one spring.



- accessories
- body
- handlebar & grips
- cables & levers
- exhaust
- engine
- fuel & intake
- electrical & ignition
- clutch
- drive
- bearings
- brakes**
- steering & suspension
- tires
- tools & shop

| MODEL | YEARS | REAR BRAKE PEDAL KIT | | |
|------------------|---------|----------------------|-------|---|
| HUSABERG | | | | |
| FE250 | 13 - 14 | 133115 | 30.25 | L |
| TE250 | 11 - 14 | 133115 | 30.25 | L |
| TE300 | 11 - 14 | 133115 | 30.25 | L |
| FE350 | 13 - 14 | 133115 | 30.25 | L |
| 390FE | 10 - 11 | 133115 | 30.25 | L |
| 450FE | 09 - 11 | 133115 | 30.25 | L |
| 450FX | 10 - 11 | 133115 | 30.25 | L |
| FE450 | 14 | 133115 | 30.25 | L |
| FE501 | 13 - 14 | 133115 | 30.25 | L |
| 570FE | 09 - 11 | 133115 | 30.25 | L |
| 570FS | 10 - 11 | 133115 | 30.25 | L |
| HUSQVARNA | | | | |
| TC 85 | 14 - 15 | 133115 | 30.25 | L |
| TC 125 | 14 - 15 | 133115 | 30.25 | L |
| TE 125 | 15 | 133115 | 30.25 | L |
| FC 250 | 14 - 15 | 133115 | 30.25 | L |
| FE 250 | 14 - 15 | 133115 | 30.25 | L |
| TC 250 | 14 - 15 | 133115 | 30.25 | L |
| TE 250 | 14 - 15 | 133115 | 30.25 | L |
| TE 300 | 14 - 15 | 133115 | 30.25 | L |
| FC 350 | 14 - 15 | 133115 | 30.25 | L |
| FE 350 | 14 - 15 | 133115 | 30.25 | L |
| FE 350S | 15 | 133115 | 30.25 | L |
| FC 450 | 14 - 15 | 133115 | 30.25 | L |
| FE 450 | 14 | 133115 | 30.25 | L |
| FE 501 | 14 - 15 | 133115 | 30.25 | L |
| FE 501S | 15 | 133115 | 30.25 | L |
| KTM | | | | |
| SX 65 | 09 - 16 | 133115 | 30.25 | L |
| SXS 65 | 13 - 14 | 133115 | 30.25 | L |
| XC 65 | 09 | 133115 | 30.25 | L |
| SX 85 | 03 - 16 | 133115 | 30.25 | L |
| SXS 85 | 13 - 14 | 133115 | 30.25 | L |
| XC 85 | 08 - 09 | 133115 | 30.25 | L |
| SX 105 | 06 - 11 | 133115 | 30.25 | L |
| XC 105 | 08 - 09 | 133115 | 30.25 | L |
| EGS 125 | 98 - 99 | 133116 | 37.45 | L |
| EXC 125 | 98 - 03 | 133116 | 37.45 | L |
| EXC 125 | 04 - 09 | 133115 | 30.25 | L |
| EXE 125 | 00 - 01 | 133116 | 37.45 | L |
| SX 125 | 98 - 03 | 133116 | 37.45 | L |
| SX 125 | 04 - 15 | 133115 | 30.25 | L |
| SX 125 | 16 | 133949 | 29.95 | L |
| SXS 125 | 04 | 133115 | 30.25 | L |
| SX 144 | 07 - 08 | 133115 | 30.25 | L |
| SX 150 | 09 - 15 | 133115 | 30.25 | L |
| SX 150 | 16 | 133949 | 29.95 | L |
| XC 150 | 10 - 14 | 133115 | 30.25 | L |
| EGS 200 | 98 - 99 | 133116 | 37.45 | L |
| EXC 200 | 98 - 03 | 133116 | 37.45 | L |
| EXC 200 | 04 - 05 | 133115 | 30.25 | L |
| MXC 200 | 98 - 03 | 133116 | 37.45 | L |
| SX 200 | 00 - 03 | 133116 | 37.45 | L |
| SX 200 | 04 | 133115 | 30.25 | L |
| XC 200 | 06 - 09 | 133115 | 30.25 | L |
| XC-W 200 | 06 - 16 | 133115 | 30.25 | L |

| MODEL | YEARS | REAR BRAKE PEDAL KIT | | |
|----------------------|---------|----------------------|-------|---|
| KTM CONTINUED | | | | |
| 250 SX-F | 15 | 133949 | 29.95 | L |
| FACTORY EDITION | | | | |
| EGS 250 | 94 - 99 | 133116 | 37.45 | L |
| EXC 250 | 94 - 03 | 133116 | 37.45 | L |
| EXC 250 | 04 - 05 | 133115 | 30.25 | L |
| EXC-G 250 | 02 - 03 | 133116 | 37.45 | L |
| Racing EXC-G 250 | 04 - 05 | 133115 | 30.25 | L |
| MXC 250 | 98 - 01 | 133116 | 37.45 | L |
| SX 250 | 94 - 03 | 133116 | 37.45 | L |
| SX 250 | 04 - 16 | 133115 | 30.25 | L |
| SX-F 250 | 05 - 15 | 133115 | 30.25 | L |
| SX-F 250 | 16 | 133949 | 29.95 | L |
| SXS 250 | 01 - 03 | 133116 | 37.45 | L |
| SXS 250 | 04 | 133115 | 30.25 | L |
| XC 250 | 06 - 16 | 133115 | 30.25 | L |
| XC-F 250 | 07 - 15 | 133115 | 30.25 | L |
| XC-F 250 | 16 | 133949 | 29.95 | L |
| XC-FW 250 | 07 - 16 | 133115 | 30.25 | L |
| XC-W 250 | 06 - 16 | 133115 | 30.25 | L |
| EGS 300 | 94 - 99 | 133116 | 37.45 | L |
| EXC 300 | 94 - 03 | 133116 | 37.45 | L |
| EXC 300 | 04 - 05 | 133115 | 30.25 | L |
| MXC 300 | 94 - 03 | 133116 | 37.45 | L |
| MXC 300 | 04 - 05 | 133115 | 30.25 | L |
| SX 300 | 94 | 133116 | 37.45 | L |
| XC 300 | 06 - 16 | 133115 | 30.25 | L |
| XC-W 300 | 06 - 16 | 133115 | 30.25 | L |
| XC-W 300 | 15 | 133115 | 30.25 | L |
| SIX DAYS EXC-F 350 | 13 - 16 | 133115 | 30.25 | L |
| SX-F 350 | 11 - 15 | 133115 | 30.25 | L |
| SX-F 350 | 16 | 133949 | 29.95 | L |
| XC-F 350 | 11 - 15 | 133115 | 30.25 | L |
| XC-F 350 | 16 | 133949 | 29.95 | L |
| XC-FW 350 | 12 - 16 | 133115 | 30.25 | L |
| XC-FW 350 SIX DAYS | 15 | 133115 | 30.25 | L |
| EGS 360 | 96 - 97 | 133116 | 37.45 | L |
| EXC 360 | 96 - 97 | 133116 | 37.45 | L |
| MXC 360 | 96 - 97 | 133116 | 37.45 | L |
| SX 360 | 96 - 97 | 133116 | 37.45 | L |
| EGS 380 | 98 - 99 | 133116 | 37.45 | L |
| EXC 380 | 98 - 02 | 133116 | 37.45 | L |
| MXC 380 | 98 - 01 | 133116 | 37.45 | L |
| SX 380 | 98 - 02 | 133116 | 37.45 | L |
| EXC 400 | 00 - 02 | 133116 | 37.45 | L |
| EXC-G 400 | 04 - 06 | 133115 | 30.25 | L |
| MXC 400 | 01 - 02 | 133116 | 37.45 | L |
| SC 400 | 00 | 133116 | 37.45 | L |
| SX 400 | 98 - 02 | 133116 | 37.45 | L |
| SXC 400 | 00 | 133116 | 37.45 | L |

| MODEL | YEARS | REAR BRAKE PEDAL KIT | | |
|----------------------|---------|----------------------|-------|---|
| KTM CONTINUED | | | | |
| XC-W 400 | 07 - 10 | 133115 | 30.25 | L |
| 450 SX-F | 15 | 133949 | 29.95 | L |
| FACTORY EDITION | | | | |
| EXC 450 | 03 | 133116 | 37.45 | L |
| EXC 450 | 04 - 11 | 133115 | 30.25 | L |
| EXC-G 450 | 04 - 07 | 133115 | 30.25 | L |
| EXC-R 450 | 08 | 133115 | 30.25 | L |
| MXC-G 450 | 03 | 133116 | 37.45 | L |
| MXC-G 450 | 04 - 05 | 133115 | 30.25 | L |
| SMR 450 | 05 - 07 | 133115 | 30.25 | L |
| SMS 450 | 03 | 133116 | 37.45 | L |
| SMS 450 | 04 | 133115 | 30.25 | L |
| SX 450 | 03 | 133116 | 37.45 | L |
| SX 450 | 04 - 06 | 133115 | 30.25 | L |
| SX-F 450 | 07 - 15 | 133115 | 30.25 | L |
| SX-F 450 | 16 | 133949 | 29.95 | L |
| SXS 450 | 03 | 133116 | 37.45 | L |
| SXS 450 | 04 | 133115 | 30.25 | L |
| XC 450 | 04 - 07 | 133115 | 30.25 | L |
| XC-F 450 | 08 - 15 | 133115 | 30.25 | L |
| XC-F 450 | 16 | 133949 | 29.95 | L |
| XCR-W 450 | 08 | 133115 | 30.25 | L |
| XC-W 450 | 07 - 16 | 133115 | 30.25 | L |
| EXC 500 | 12 - 16 | 133115 | 30.25 | L |
| EXC 500 | 16 | 133115 | 30.25 | L |
| SIX DAYS XC-W 500 | 12 - 16 | 133115 | 30.25 | L |
| SX-F 505 | 08 | 133115 | 30.25 | L |
| XC-F 505 | 08 - 09 | 133115 | 30.25 | L |
| EXC 520 | 00 - 02 | 133116 | 37.45 | L |
| MXC 520 | 01 - 02 | 133116 | 37.45 | L |
| SX 520 | 00 - 02 | 133116 | 37.45 | L |
| EXC 525 | 03 | 133116 | 37.45 | L |
| EXC 525 | 04 - 07 | 133115 | 30.25 | L |
| MXC-G 525 | 03 | 133116 | 37.45 | L |
| MXC-G 525 | 04 - 05 | 133115 | 30.25 | L |
| SMR 525 | 05 | 133115 | 30.25 | L |
| SX 525 | 03 | 133116 | 37.45 | L |
| SX 525 | 04 - 06 | 133115 | 30.25 | L |
| XC 525 | 06 - 07 | 133115 | 30.25 | L |
| XC-W 525 | 07 | 133115 | 30.25 | L |
| EXC 530 | 10 - 11 | 133115 | 30.25 | L |
| EXC-R 530 | 08 - 09 | 133115 | 30.25 | L |
| XCR-W 530 | 08 | 133115 | 30.25 | L |
| XC-W 530 | 09 - 11 | 133115 | 30.25 | L |
| SXS 540 | 01 - 03 | 133116 | 37.45 | L |
| SXS 540 | 04 - 06 | 133115 | 30.25 | L |
| ENDURO R 690 | 11 - 15 | 133116 | 37.45 | L |



ALL BALLS RACING BRAKE MECHANISM REBUILD KITS

ALL BALLS RACING BRAKE REBUILD KITS INCLUDE:
Front and Rear Master Cylinder Rebuild Kits as well as Front and Rear Caliper rebuild kits

| MODEL | YEARS | MASTER CYLINDER REBUILD KIT - FRONT | | | MASTER CYLINDER REBUILD KIT - REAR | | | CALIPER REBUILD KIT - FRONT | | | CALIPER REBUILD KIT - REAR | | |
|-----------------|---------|-------------------------------------|-------|---|------------------------------------|-------|---|-----------------------------|-------|---|----------------------------|-------|--|
| HONDA | | | | | | | | | | | | | |
| CR80R | 86 - 91 | 132891 | 18.95 | L | | | | 133118 | 20.90 | L | | | |
| CR80R | 92 | 132891 | 18.95 | L | 133002 | 18.95 | L | 133118 | 20.90 | L | 133142 | 20.90 | |
| CR80R | 93 - 99 | 132891 | 18.95 | L | 133002 | 18.95 | L | 133119 | 20.90 | L | 133142 | 20.90 | |
| CR80R | 00 - 02 | 133098 | 18.95 | L | 133002 | 18.95 | L | 133119 | 20.90 | L | 133142 | 20.90 | |
| CR80RB | 97 - 99 | 132891 | 18.95 | L | 133002 | 18.95 | L | 133118 | 20.90 | L | 133142 | 20.90 | |
| CR80RB | 00 - 02 | 133098 | 18.95 | L | 133002 | 18.95 | L | 133118 | 20.90 | L | 133142 | 20.90 | |
| CR85R/RB | 03 - 07 | 133098 | 18.95 | L | 133002 | 18.95 | L | 133118 | 20.90 | L | 133142 | 20.90 | |
| CR125R | 84 - 86 | 132891 | 18.95 | L | | | | 133120 | 20.90 | L | | | |
| CR125R | 87 - 98 | 132891 | 18.95 | L | 133002 | 18.95 | L | 133121 | 20.90 | L | 133142 | 20.90 | |
| CR125R | 99 - 01 | 133098 | 18.95 | L | 133002 | 18.95 | L | 133121 | 20.90 | L | 133142 | 20.90 | |
| CR125R | 02 - 07 | 133098 | 18.95 | L | 133100 | 18.95 | L | 133121 | 20.90 | L | 133143 | 20.90 | |
| CRF125F | 14 - 16 | 132883 | 18.95 | L | | | | | | | | | |
| CRF150F | 03 - 16 | 132883 | 18.95 | L | | | | 133121 | 20.90 | L | | | |
| CRF150R/RB | 07 - 16 | 133098 | 18.95 | L | 133101 | 18.95 | L | 133118 | 20.90 | L | 133143 | 20.90 | |
| CRF230F | 03 - 16 | 132883 | 18.95 | L | | | | 133121 | 20.90 | L | | | |
| CRF230L | 08 - 09 | 132883 | 18.95 | L | 133001 | 18.95 | L | 133122 | 20.90 | L | 133142 | 20.90 | |
| CRF230M | 09 | 132883 | 18.95 | L | 133001 | 18.95 | L | 133122 | 20.90 | L | 133142 | 20.90 | |
| CR250R | 84 - 86 | 132891 | 18.95 | L | | | | 133120 | 20.90 | L | | | |
| CR250R | 87 - 89 | 132891 | 18.95 | L | 133002 | 18.95 | L | 133120 | 20.90 | L | 133142 | 20.90 | |
| CR250R | 90 - 98 | 132891 | 18.95 | L | 133002 | 18.95 | L | 133121 | 20.90 | L | 133142 | 20.90 | |
| CR250R | 99 - 01 | 133098 | 18.95 | L | 133002 | 18.95 | L | 133121 | 20.90 | L | 133142 | 20.90 | |
| CR250R | 02 - 07 | 133098 | 18.95 | L | 133100 | 18.95 | L | 133121 | 20.90 | L | 133143 | 20.90 | |
| CRF250L | 13 - 15 | 132883 | 18.95 | L | 133002 | 18.95 | L | 133123 | 20.90 | L | 133144 | 20.90 | |
| CRF250R | 04 - 06 | 133098 | 18.95 | L | 133100 | 18.95 | L | 133121 | 20.90 | L | 133143 | 20.90 | |
| CRF250R | 07 - 16 | 133099 | 18.95 | L | 133100 | 18.95 | L | 133121 | 20.90 | L | 133143 | 20.90 | |
| CRF250X | 04 - 15 | 133098 | 18.95 | L | 133100 | 18.95 | L | 133121 | 20.90 | L | 133143 | 20.90 | |
| XR250L | 91 - 96 | | | | | | | 133121 | 20.90 | L | 133142 | 20.90 | |
| XR250R | 84 - 85 | 132883 | 18.95 | L | | | | | | | | | |
| XR250R | 86 | 132891 | 18.95 | L | | | | | | | | | |
| XR250R | 87 | 132891 | 18.95 | L | | | | 133124 | 20.90 | L | | | |
| XR250R | 88 - 89 | 132891 | 18.95 | L | | | | 133121 | 20.90 | L | | | |
| XR250R | 90 - 95 | 132891 | 18.95 | L | 133002 | 18.95 | L | 133121 | 20.90 | L | 133142 | 20.90 | |
| XR250R | 96 - 99 | 132891 | 18.95 | L | 133001 | 18.95 | L | 133121 | 20.90 | L | 133142 | 20.90 | |
| XR250R | 00 - 04 | 133098 | 18.95 | L | 133001 | 18.95 | L | 133121 | 20.90 | L | 133142 | 20.90 | |
| XRE300 (SA) | 10 - 12 | 132883 | 18.95 | L | | | | | | | | | |
| XL350R | 84 - 85 | 132883 | 18.95 | L | | | | 133124 | 20.90 | L | | | |
| XR350R | 84 | 132883 | 18.95 | L | | | | | | | | | |
| XR350R | 85 | 132891 | 18.95 | L | | | | | | | | | |
| XR400R | 96 - 99 | 132891 | 18.95 | L | 133002 | 18.95 | L | 133121 | 20.90 | L | 133142 | 20.90 | |
| XR400R | 00 - 04 | 133098 | 18.95 | L | 133002 | 18.95 | L | 133121 | 20.90 | L | 133142 | 20.90 | |
| CRF450R | 02 - 06 | 133098 | 18.95 | L | 133100 | 18.95 | L | 133121 | 20.90 | L | 133143 | 20.90 | |
| CRF450R | 07 - 16 | 133099 | 18.95 | L | 133100 | 18.95 | L | 133121 | 20.90 | L | 133143 | 20.90 | |
| CRF450X | 05 - 15 | 133098 | 18.95 | L | 133100 | 18.95 | L | 133121 | 20.90 | L | 133143 | 20.90 | |
| CR500R | 84 - 86 | 132891 | 18.95 | L | | | | 133120 | 20.90 | L | | | |
| CR500R | 87 - 98 | 132891 | 18.95 | L | 133002 | 18.95 | L | 133121 | 20.90 | L | 133142 | 20.90 | |
| CR500R | 99 - 01 | 133098 | 18.95 | L | 133002 | 18.95 | L | 133121 | 20.90 | L | 133142 | 20.90 | |
| XR500R | 83 | 132883 | 18.95 | L | | | | | | | | | |
| XR500R | 84 | 132883 | 18.95 | L | | | | 133121 | 20.90 | L | | | |
| XL600R | 83 - 87 | 132883 | 18.95 | L | | | | 133124 | 20.90 | L | | | |
| XR600R | 85 - 87 | 132891 | 18.95 | L | | | | 133120 | 20.90 | L | | | |
| XR600R | 88 - 90 | 132891 | 18.95 | L | | | | 133121 | 20.90 | L | | | |
| XR600R | 91 - 00 | 132891 | 18.95 | L | 133002 | 18.95 | L | 133121 | 20.90 | L | 133142 | 20.90 | |
| XR650L | 93 - 15 | 132883 | 18.95 | L | 133002 | 18.95 | L | 133121 | 20.90 | L | 133142 | 20.90 | |
| XR650R | 00 - 07 | 133098 | 18.95 | L | 133002 | 18.95 | L | 133121 | 20.90 | L | 133142 | 20.90 | |
| HUSABERG | | | | | | | | | | | | | |
| FE250 | 13 | 133111 | 18.95 | L | 133113 | 33.05 | L | 133159 | 20.90 | L | 133161 | 20.90 | |
| FE250 | 14 | 133109 | 18.95 | L | 133113 | 33.05 | L | 133159 | 20.90 | L | 133161 | 20.90 | |
| TE250 | 11 | 133111 | 18.95 | L | 133112 | 18.95 | L | 133159 | 20.90 | L | 133161 | 20.90 | |

- accessories
- body
- handlebar & grips
- cables & levers
- exhaust
- engine
- fuel & intake
- electrical & ignition
- clutch
- drive
- bearings
- brakes**
- steering & suspension
- tires
- tools & shop

BRAKES

ALL BALLS RACING BRAKE MECHANISM REBUILD KITS

- accessories
- body
- handlebar & grips
- cables & levers
- exhaust
- engine
- fuel & intake
- electrical & ignition
- clutch
- drive
- bearings
- brakes
- steering & suspension
- tires
- tools & shop

| Model | Years | Master Cylinder Rebuild Kit - Front | | | Master Cylinder Rebuild Kit - Rear | | | Caliper Rebuild Kit - Front | | Caliper Rebuild Kit - Rear | | | |
|---------------------------|---------|-------------------------------------|-------|---|------------------------------------|-------|---|-----------------------------|-------|----------------------------|--------|-------|---|
| HUSABERG CONTINUED | | | | | | | | | | | | | |
| TE250 | 12 - 13 | 133111 | 18.95 | L | 133113 | 33.05 | L | 133159 | 20.90 | L | 133161 | 20.90 | L |
| TE250 | 14 | 133109 | 18.95 | L | 133113 | 33.05 | L | 133159 | 20.90 | L | 133161 | 20.90 | L |
| TE300 | 11 | 133111 | 18.95 | L | 133112 | 18.95 | L | 133159 | 20.90 | L | 133161 | 20.90 | L |
| TE300 | 12 - 13 | 133111 | 18.95 | L | 133113 | 33.05 | L | 133159 | 20.90 | L | 133161 | 20.90 | L |
| TE300 | 14 | 133109 | 18.95 | L | 133113 | 33.05 | L | 133159 | 20.90 | L | 133161 | 20.90 | L |
| FE350 | 13 | 133111 | 18.95 | L | 133113 | 33.05 | L | 133159 | 20.90 | L | 133161 | 20.90 | L |
| FE350 | 14 | 133114 | 25.50 | L | 133113 | 33.05 | L | 133159 | 20.90 | L | 133161 | 20.90 | L |
| 390FE | 10 - 11 | 133111 | 18.95 | L | 133112 | 18.95 | L | 133159 | 20.90 | L | 133161 | 20.90 | L |
| 450FE | 06 - 08 | 133108 | 18.95 | L | 132882 | 18.95 | L | 133160 | 20.90 | L | 133161 | 20.90 | L |
| 450FE | 09 - 11 | 133111 | 18.95 | L | 133112 | 18.95 | L | 133159 | 20.90 | L | 133161 | 20.90 | L |
| 450FS-E | 06 - 08 | 133108 | 18.95 | L | 132882 | 18.95 | L | 133160 | 20.90 | L | 133161 | 20.90 | L |
| 450FX | 10 - 11 | 133111 | 18.95 | L | 133112 | 18.95 | L | 133159 | 20.90 | L | 133161 | 20.90 | L |
| FE450 | 14 | 133114 | 25.50 | L | 133113 | 33.05 | L | 133159 | 20.90 | L | 133161 | 20.90 | L |
| FE501 | 13 | 133111 | 18.95 | L | 133113 | 33.05 | L | 133159 | 20.90 | L | 133161 | 20.90 | L |
| FE501 | 14 | 133114 | 25.50 | L | 133113 | 33.05 | L | 133159 | 20.90 | L | 133161 | 20.90 | L |
| 550FE | 07 - 08 | 133108 | 18.95 | L | 132882 | 18.95 | L | 133160 | 20.90 | L | 133161 | 20.90 | L |
| 570FE | 09 - 11 | 133111 | 18.95 | L | 133112 | 18.95 | L | 133159 | 20.90 | L | 133161 | 20.90 | L |
| 570FS | 10 - 11 | | | | 133112 | | L | 133159 | 20.90 | L | 133161 | 20.90 | L |
| 650FE | 06 | 133107 | 18.95 | L | 132882 | 18.95 | L | | | | | | |
| 650FE | 07 | 133108 | 18.95 | L | 132882 | 18.95 | L | | | | | | |
| HUSQVARNA | | | | | | | | | | | | | |
| TC 125 | 14 - 15 | 133114 | 25.50 | L | 133113 | 33.05 | L | 133159 | 20.90 | L | 133161 | 20.90 | L |
| TE 125 | 15 | 133114 | 25.50 | L | 133113 | 33.05 | L | 133159 | 20.90 | L | 133161 | 20.90 | L |
| FC 250 | 14 - 15 | 133114 | 25.50 | L | 133113 | 33.05 | L | 133159 | 20.90 | L | 133161 | 20.90 | L |
| FE 250 | 14 - 15 | 133114 | 25.50 | L | 133113 | 33.05 | L | 133159 | 20.90 | L | 133161 | 20.90 | L |
| TC 250 | 14 - 15 | 133114 | 25.50 | L | 133113 | 33.05 | L | 133159 | 20.90 | L | 133161 | 20.90 | L |
| TE 250 | 14 - 15 | 133114 | 25.50 | L | 133113 | 33.05 | L | 133159 | 20.90 | L | 133161 | 20.90 | L |
| TE 300 | 14 - 15 | 133114 | 25.50 | L | 133113 | 33.05 | L | 133159 | 20.90 | L | 133161 | 20.90 | L |
| FC 350 | 14 - 15 | 133114 | 25.50 | L | 133113 | 33.05 | L | 133159 | 20.90 | L | 133161 | 20.90 | L |
| FE 350 | 14 - 15 | 133114 | 25.50 | L | 133113 | 33.05 | L | 133159 | 20.90 | L | 133161 | 20.90 | L |
| FE 350S | 15 | 133114 | 25.50 | L | 133113 | 33.05 | L | 133159 | 20.90 | L | 133161 | 20.90 | L |
| FC 450 | 14 - 15 | 133114 | 25.50 | L | 133113 | 33.05 | L | 133159 | 20.90 | L | 133161 | 20.90 | L |
| FE 450 | 14 | 133114 | 25.50 | L | 133113 | 33.05 | L | 133159 | 20.90 | L | 133161 | 20.90 | L |
| FE 501 | 14 - 15 | 133114 | 25.50 | L | 133113 | 33.05 | L | 133159 | 20.90 | L | 133161 | 20.90 | L |
| FE 501S | 15 | 133114 | 25.50 | L | 133113 | 33.05 | L | 133159 | 20.90 | L | 133161 | 20.90 | L |
| KAWASAKI | | | | | | | | | | | | | |
| KX65 | 00 - 15 | 133102 | 18.95 | L | 133002 | 18.95 | L | 133117 | 20.90 | L | 133147 | 20.90 | L |
| KX80 | 84 - 87 | | | | | | | 133138 | 20.90 | L | | | |
| KX80 | 88 - 90 | 132891 | 18.95 | L | | | | 133138 | 20.90 | L | | | |
| KX80 | 91 - 93 | 132891 | 18.95 | L | 133002 | 18.95 | L | 133138 | 20.90 | L | 133147 | 20.90 | L |
| KX80 | 94 - 96 | 133098 | 18.95 | L | 133002 | 18.95 | L | 133138 | 20.90 | L | 133147 | 20.90 | L |
| KX80 | 97 - 00 | 133098 | 18.95 | L | 133002 | 18.95 | L | 133139 | 20.90 | L | 133147 | 20.90 | L |
| KX80 Big Wheel | 92 - 93 | 132891 | 18.95 | L | 133002 | 18.95 | L | 133138 | 20.90 | L | 133147 | 20.90 | L |
| KX80 Big Wheel | 94 | 133098 | 18.95 | L | 133002 | 18.95 | L | 133138 | 20.90 | L | 133147 | 20.90 | L |
| KX85 | 01 - 15 | 133098 | 18.95 | L | 133002 | 18.95 | L | 133139 | 20.90 | L | 133147 | 20.90 | L |
| KX100 | 95 - 96 | 133098 | 18.95 | L | 133002 | 18.95 | L | 133138 | 20.90 | L | 133147 | 20.90 | L |
| KX100 | 97 - 15 | 133098 | 18.95 | L | 133002 | 18.95 | L | 133139 | 20.90 | L | 133147 | 20.90 | L |
| KX125 | 82 | | | | | | | 133138 | 20.90 | L | | | |
| KX125 | 88 | 132891 | 18.95 | L | 133002 | 18.95 | L | | | | 133138 | 20.90 | L |
| KX125 | 89 - 90 | 132891 | 18.95 | L | 133002 | 18.95 | L | 133125 | 20.90 | L | 133145 | 20.90 | L |
| KX125 | 91 - 92 | 132891 | 18.95 | L | 133001 | 18.95 | L | 133125 | 20.90 | L | 133145 | 20.90 | L |
| KX125 | 93 | | | | 133001 | | L | 133125 | 20.90 | L | 133145 | 20.90 | L |
| KX125 | 94 | 133098 | 18.95 | L | 133002 | 18.95 | L | 133121 | 20.90 | L | 133120 | 20.90 | L |
| KX125 | 95 - 96 | 133098 | 18.95 | L | 133002 | 18.95 | L | 133121 | 20.90 | L | 133142 | 20.90 | L |
| KX125 | 97 - 99 | 133102 | 18.95 | L | 133002 | 18.95 | L | 133126 | 20.90 | L | 133142 | 20.90 | L |
| KX125 | 00 | 133098 | 18.95 | L | 133002 | 18.95 | L | 133126 | 20.90 | L | 133142 | 20.90 | L |
| KX125 | 01 - 05 | 133098 | 18.95 | L | 133002 | 18.95 | L | 133121 | 20.90 | L | 133142 | 20.90 | L |
| KLX140 | 08 - 16 | 132891 | 18.95 | L | 133002 | 18.95 | L | 133120 | 20.90 | L | 133147 | 20.90 | L |
| KLX140L | 08 - 16 | 132891 | 18.95 | L | 133002 | 18.95 | L | 133120 | 20.90 | L | 133147 | 20.90 | L |
| KDX200 | 86 | | | | | | | 133139 | 20.90 | L | | | |
| KDX200 | 89 - 92 | 132891 | 18.95 | L | 133002 | 18.95 | L | | | | 133120 | 20.90 | L |
| KDX200 | 93 - 94 | 132891 | 18.95 | L | 133002 | 18.95 | L | 133125 | 20.90 | L | 133120 | 20.90 | L |
| KDX200 | 95 - 06 | 133098 | 18.95 | L | 133002 | 18.95 | L | 133121 | 20.90 | L | 133145 | 20.90 | L |

ALL BALLS RACING BRAKE MECHANISM REBUILD KITS

| MODEL | YEARS | MASTER CYLINDER REBUILD KIT - FRONT | | | MASTER CYLINDER REBUILD KIT - REAR | | | CALIPER REBUILD KIT - FRONT | | | CALIPER REBUILD KIT - REAR | | |
|---------------------------|---------|-------------------------------------|-------|---|------------------------------------|-------|---|-----------------------------|-------|---|----------------------------|-------|---|
| KAWASAKI CONTINUED | | | | | | | | | | | | | |
| KDX220 | 97 - 05 | 133098 | 18.95 | L | 133002 | 18.95 | L | 133121 | 20.90 | L | 133145 | 20.90 | L |
| KDX250 | 91 - 94 | 132891 | 18.95 | L | 133001 | 18.95 | L | 133125 | 20.90 | L | 133145 | 20.90 | L |
| KL250 Super Sherpa | 00 - 10 | 132891 | 18.95 | L | | | | | | | | | |
| KLR250 | 91 - 05 | 132891 | 18.95 | L | | | | | | | | | |
| KLX250R | 94 - 96 | 133098 | 18.95 | L | 133001 | 18.95 | L | 133121 | 20.90 | L | 133145 | 20.90 | L |
| KLX250S | 06 - 07 | 132891 | 18.95 | L | 133002 | 18.95 | L | 133121 | 20.90 | L | 133142 | 20.90 | L |
| KLX250S | 09 - 14 | 132891 | 18.95 | L | 133002 | 18.95 | L | 133120 | 20.90 | L | 133142 | 20.90 | L |
| KLX250SF | 09 - 10 | 132891 | 18.95 | L | 133002 | 18.95 | L | 133130 | 20.90 | L | 133142 | 20.90 | L |
| KX250 | 82 | | | | | | | 133138 | 20.90 | L | | | |
| KX250 | 88 | 132891 | 18.95 | L | 133002 | 18.95 | L | | | | 133138 | 20.90 | L |
| KX250 | 89 - 90 | 132891 | 18.95 | L | 133002 | 18.95 | L | 133125 | 20.90 | L | 133145 | 20.90 | L |
| KX250 | 91 - 92 | 132891 | 18.95 | L | 133001 | 18.95 | L | 133125 | 20.90 | L | 133145 | 20.90 | L |
| KX250 | 93 | | | | 133001 | | L | 133125 | 20.90 | L | 133145 | 20.90 | L |
| KX250 | 94 | 133098 | 18.95 | L | 133002 | 18.95 | L | 133121 | 20.90 | L | 133120 | 20.90 | L |
| KX250 | 95 - 96 | 133098 | 18.95 | L | 133002 | 18.95 | L | 133121 | 20.90 | L | 133142 | 20.90 | L |
| KX250 | 97 - 00 | 133102 | 18.95 | L | 133002 | 18.95 | L | 133126 | 20.90 | L | 133142 | 20.90 | L |
| KX250 | 01 - 07 | 133098 | 18.95 | L | 133002 | 18.95 | L | 133121 | 20.90 | L | 133142 | 20.90 | L |
| KX250F | 04 - 16 | 133098 | 18.95 | L | 133002 | 18.95 | L | 133121 | 20.90 | L | 133146 | 20.90 | L |
| KLX300(R) | 97 - 07 | 133098 | 18.95 | L | 133002 | 18.95 | L | 133121 | 20.90 | L | 133142 | 20.90 | L |
| KLX400R | 03 - 04 | 133098 | 18.95 | L | 133002 | 18.95 | L | 133121 | 20.90 | L | 133142 | 20.90 | L |
| KLX400SR | 03 - 04 | 132883 | 18.95 | L | 133002 | 18.95 | L | 133121 | 20.90 | L | 133142 | 20.90 | L |
| KLX450R | 08 - 09 | 133098 | 18.95 | L | 133002 | 18.95 | L | 133121 | 20.90 | L | 133146 | 20.90 | L |
| KX450F | 06 - 16 | 133098 | 18.95 | L | 133002 | 18.95 | L | 133121 | 20.90 | L | 133146 | 20.90 | L |
| KX500 | 85 - 87 | 132891 | 18.95 | L | | | | | | | | | |
| KX500 | 88 | 132891 | 18.95 | L | 133002 | 18.95 | L | | | | 133138 | 20.90 | L |
| KX500 | 89 - 90 | 132891 | 18.95 | L | 133002 | 18.95 | L | 133125 | 20.90 | L | 133145 | 20.90 | L |
| KX500 | 91 - 93 | 132891 | 18.95 | L | 133001 | 18.95 | L | 133125 | 20.90 | L | 133145 | 20.90 | L |
| KX500 | 94 - 95 | 133098 | 18.95 | L | 133002 | 18.95 | L | 133121 | 20.90 | L | 133120 | 20.90 | L |
| KX500 | 96 - 04 | 133098 | 18.95 | L | 133002 | 18.95 | L | 133121 | 20.90 | L | 133142 | 20.90 | L |
| KL650 A (KLR) | 87 - 07 | 132883 | 18.95 | L | 133002 | 18.95 | L | | | | | | |
| KL650 B (KLR) | 90 - 91 | 132883 | 18.95 | L | | | | | | | | | |
| KL650 E (KLR) | 08 - 15 | 132883 | 18.95 | L | 133001 | 18.95 | L | 133120 | 20.90 | L | 133130 | 20.90 | L |
| KLX650 C | 93 - 96 | 132883 | 18.95 | L | 133002 | 18.95 | L | 133121 | 20.90 | L | 133145 | 20.90 | L |
| KLX650D1 | 96 | 133098 | 18.95 | L | 133002 | 18.95 | L | 133121 | 20.90 | L | 133120 | 20.90 | L |
| KLX650R | 93 - 95 | 133098 | 18.95 | L | 133001 | 18.95 | L | 133121 | 20.90 | L | 133145 | 20.90 | L |
| KLX650R | 96 | 133098 | 18.95 | L | 133002 | 18.95 | L | 133121 | 20.90 | L | 133120 | 20.90 | L |
| KTM | | | | | | | | | | | | | |
| SX 65 | 01 - 03 | 133108 | 18.95 | L | | | | | | | | | |
| EGS 125 | 94 - 95 | 133110 | 18.95 | L | 132882 | 18.95 | L | | | | | | |
| EGS 125 | 96 - 99 | 133110 | 18.95 | L | 132882 | 18.95 | L | 133160 | 20.90 | L | | | |
| EXC 125 | 93 | 133110 | 18.95 | L | | | | | | | | | |
| EXC 125 | 94 - 95 | 133110 | 18.95 | L | 132882 | 18.95 | L | | | | | | |
| EXC 125 | 96 - 99 | 133110 | 18.95 | L | 132882 | 18.95 | L | 133160 | 20.90 | L | | | |
| EXC 125 | 00 | 133108 | 18.95 | L | | | | 133160 | 20.90 | L | | | |
| EXC 125 | 01 | 133108 | 18.95 | L | 132882 | 18.95 | L | 133160 | 20.90 | L | 133162 | 20.90 | L |
| EXC 125 | 02 - 04 | 133108 | 18.95 | L | 133112 | 18.95 | L | 133160 | 20.90 | L | 133162 | 20.90 | L |
| EXC 125 | 05 | 133107 | 18.95 | L | 133112 | 18.95 | L | 133160 | 20.90 | L | 133162 | 20.90 | L |
| EXC 125 | 06 | 133109 | 18.95 | L | 133112 | 18.95 | L | | | | 133161 | 20.90 | L |
| EXC 125 | 07 - 08 | 133109 | 18.95 | L | | | | | | | | | |
| EXC 125 | 09 | 133107 | 18.95 | L | | | | | | | | | |
| EXE 125 | 00 - 01 | 133108 | 18.95 | L | | | | | | | | | |
| SX 125 | 94 - 95 | 133110 | 18.95 | L | 132882 | 18.95 | L | | | | | | |
| SX 125 | 96 - 99 | 133110 | 18.95 | L | 132882 | 18.95 | L | 133160 | 20.90 | L | | | |
| SX 125 | 00 | 133108 | 18.95 | L | | | | 133160 | 20.90 | L | | | |
| SX 125 | 01 - 02 | 133108 | 18.95 | L | 132882 | 18.95 | L | 133160 | 20.90 | L | 133162 | 20.90 | L |
| SX 125 | 03 | 133108 | 18.95 | L | 132882 | 18.95 | L | 133160 | 20.90 | L | 133161 | 20.90 | L |
| SX 125 | 04 | 133108 | 18.95 | L | 133112 | 18.95 | L | 133160 | 20.90 | L | 133161 | 20.90 | L |
| SX 125 | 05 | 133107 | 18.95 | L | 133112 | 18.95 | L | 133160 | 20.90 | L | 133161 | 20.90 | L |
| SX 125 | 06 - 08 | 133109 | 18.95 | L | 133112 | 18.95 | L | 133160 | 20.90 | L | 133161 | 20.90 | L |
| SX 125 | 09 | 133109 | 18.95 | L | 133112 | 18.95 | L | 133159 | 20.90 | L | 133161 | 20.90 | L |
| SX 125 | 11 | 133111 | 18.95 | L | 133112 | 18.95 | L | 133159 | 20.90 | L | 133161 | 20.90 | L |
| SX 125 | 12 | 133111 | 18.95 | L | 133113 | 33.05 | L | 133159 | 20.90 | L | 133161 | 20.90 | L |
| SX 125 | 13 - 16 | 133114 | 25.50 | L | 133113 | 33.05 | L | 133159 | 20.90 | L | 133161 | 20.90 | L |

- accessories
- body
- handlebar & grips
- cables & levers
- exhaust
- engine
- fuel & intake
- electrical & ignition
- clutch
- drive
- bearings
- brakes**
- steering & suspension
- tires
- tools & shop

BRAKES

ALL BALLS RACING BRAKE MECHANISM REBUILD KITS

| MODEL | YEARS | MASTER CYLINDER REBUILD KIT - FRONT | | | MASTER CYLINDER REBUILD KIT - REAR | | | CALIPER REBUILD KIT - FRONT | | | CALIPER REBUILD KIT - REAR | | |
|--------------------------|---------|-------------------------------------|-------|---|------------------------------------|-------|---|-----------------------------|-------|---|----------------------------|-------|---|
| KTM CONTINUED | | | | | | | | | | | | | |
| SXS 125 | 04 | 133107 | 18.95 | L | 133112 | 18.95 | L | 133160 | 20.90 | L | 133161 | 20.90 | L |
| SX 144 | 07 - 08 | 133109 | 18.95 | L | 133112 | 18.95 | L | | | | 133161 | 20.90 | L |
| SX 150 | 09 - 11 | 133111 | 18.95 | L | 133112 | 18.95 | L | 133159 | 20.90 | L | 133161 | 20.90 | L |
| SX 150 | 12 - 13 | 133111 | 18.95 | L | 133113 | 33.05 | L | 133159 | 20.90 | L | 133161 | 20.90 | L |
| SX 150 | 14 - 16 | 133114 | 25.50 | L | 133113 | 33.05 | L | 133159 | 20.90 | L | 133161 | 20.90 | L |
| XC 150 | 10 - 11 | 133111 | 18.95 | L | 133112 | 18.95 | L | 133159 | 20.90 | L | 133161 | 20.90 | L |
| XC 150 | 12 | 133111 | 18.95 | L | 133113 | 33.05 | L | 133159 | 20.90 | L | 133161 | 20.90 | L |
| XC 150 | 13 - 14 | 133114 | 25.50 | L | 133113 | 33.05 | L | 133159 | 20.90 | L | 133161 | 20.90 | L |
| EGS 200 | 98 - 99 | 133110 | 18.95 | L | | | | 133160 | 20.90 | L | | | |
| EXC 200 | 98 - 99 | 133110 | 18.95 | L | 132882 | 18.95 | L | 133160 | 20.90 | L | | | |
| EXC 200 | 00 | 133108 | 18.95 | L | | | | 133160 | 20.90 | L | | | |
| EXC 200 | 01 - 03 | 133108 | 18.95 | L | 132882 | 18.95 | L | 133160 | 20.90 | L | 133162 | 20.90 | L |
| EXC 200 | 04 | 133108 | 18.95 | L | 133112 | 18.95 | L | 133160 | 20.90 | L | 133161 | 20.90 | L |
| EXC 200 | 05 | 133107 | 18.95 | L | 133112 | 18.95 | L | 133160 | 20.90 | L | 133161 | 20.90 | L |
| MXC 200 | 98 - 99 | 133110 | 18.95 | L | 132882 | 18.95 | L | 133160 | 20.90 | L | | | |
| MXC 200 | 00 | 133108 | 18.95 | L | | | | 133160 | 20.90 | L | | | |
| MXC 200 | 01 - 03 | 133108 | 18.95 | L | 132882 | 18.95 | L | 133160 | 20.90 | L | 133162 | 20.90 | L |
| SX 200 | 00 | 133108 | 18.95 | L | | | | 133160 | 20.90 | L | | | |
| SX 200 | 01 - 02 | 133108 | 18.95 | L | | | | 133160 | 20.90 | L | 133162 | 20.90 | L |
| SX 200 | 03 | 133108 | 18.95 | L | 132882 | 18.95 | L | 133160 | 20.90 | L | 133161 | 20.90 | L |
| SX 200 | 04 | 133108 | 18.95 | L | 133112 | 18.95 | L | 133160 | 20.90 | L | 133161 | 20.90 | L |
| XC 200 | 06 - 09 | 133109 | 18.95 | L | 133112 | 18.95 | L | 133160 | 20.90 | L | 133161 | 20.90 | L |
| XC-W 200 | 06 - 09 | 133109 | 18.95 | L | 133112 | 18.95 | L | 133160 | 20.90 | L | 133161 | 20.90 | L |
| XC-W 200 | 10 - 12 | 133111 | 18.95 | L | 133112 | 18.95 | L | 133159 | 20.90 | L | 133161 | 20.90 | L |
| XC-W 200 | 13 | 133111 | 18.95 | L | 133113 | 33.05 | L | 133159 | 20.90 | L | 133161 | 20.90 | L |
| XC-W 200 | 14 - 16 | 133114 | 25.50 | L | 133113 | 33.05 | L | 133159 | 20.90 | L | 133161 | 20.90 | L |
| 250 SX-F FACTORY EDITION | 15 | 133114 | 25.50 | L | 133113 | 33.05 | L | 133159 | 20.90 | L | 133161 | 20.90 | L |
| EGS 250 | 94 - 96 | 133110 | 18.95 | L | 132882 | 18.95 | L | | | | | | |
| EGS 250 | 97 - 99 | 133110 | 18.95 | L | 132882 | 18.95 | L | 133160 | 20.90 | L | | | |
| EXC 250 | 94 - 95 | 133110 | 18.95 | L | 132882 | 18.95 | L | | | | | | |
| EXC 250 | 96 - 99 | 133110 | 18.95 | L | 132882 | 18.95 | L | 133160 | 20.90 | L | | | |
| EXC 250 | 00 | 133108 | 18.95 | L | | | | 133160 | 20.90 | L | 133161 | 20.90 | L |
| EXC 250 | 01 - 03 | 133108 | 18.95 | L | 132882 | 18.95 | L | 133160 | 20.90 | L | 133162 | 20.90 | L |
| EXC 250 | 04 | 133108 | 18.95 | L | 133112 | 18.95 | L | 133160 | 20.90 | L | 133161 | 20.90 | L |
| EXC 250 | 05 | 133107 | 18.95 | L | 133112 | 18.95 | L | 133160 | 20.90 | L | 133161 | 20.90 | L |
| EXC-G 250 Racing | 02 - 03 | 133108 | 18.95 | L | 132882 | 18.95 | L | 133160 | 20.90 | L | 133162 | 20.90 | L |
| EXC-G 250 Racing | 04 | 133108 | 18.95 | L | 133112 | 18.95 | L | 133160 | 20.90 | L | 133161 | 20.90 | L |
| EXC-G 250 Racing | 05 | 133107 | 18.95 | L | | | | 133160 | 20.90 | L | 133161 | 20.90 | L |
| MXC 250 | 98 - 99 | 133110 | 18.95 | L | | | | 133160 | 20.90 | L | | | |
| MXC 250 | 00 | 133108 | 18.95 | L | | | | 133160 | 20.90 | L | | | |
| MXC 250 | 01 | 133108 | 18.95 | L | | | | 133160 | 20.90 | L | 133162 | 20.90 | L |
| SX 250 | 94 - 96 | 133110 | 18.95 | L | | | | | | | | | |
| SX 250 | 97 - 99 | 133110 | 18.95 | L | | | | 133160 | 20.90 | L | | | |
| SX 250 | 00 | 133108 | 18.95 | L | | | | 133160 | 20.90 | L | | | |
| SX 250 | 01 - 02 | 133108 | 18.95 | L | | | | 133160 | 20.90 | L | 133162 | 20.90 | L |
| SX 250 | 03 - 04 | 133108 | 18.95 | L | 133112 | 18.95 | L | 133160 | 20.90 | L | 133161 | 20.90 | L |
| SX 250 | 05 - 08 | 133109 | 18.95 | L | 133112 | 18.95 | L | 133160 | 20.90 | L | 133161 | 20.90 | L |
| SX 250 | 09 - 11 | 133111 | 18.95 | L | 133112 | 18.95 | L | 133159 | 20.90 | L | 133161 | 20.90 | L |
| SX 250 | 12 - 13 | 133111 | 18.95 | L | 133113 | 33.05 | L | 133159 | 20.90 | L | 133161 | 20.90 | L |
| SX 250 | 14 - 16 | 133114 | 25.50 | L | 133113 | 33.05 | L | 133159 | 20.90 | L | 133161 | 20.90 | L |
| SX-F 250 | 05 - 08 | 133109 | 18.95 | L | 133112 | 18.95 | L | 133160 | 20.90 | L | 133161 | 20.90 | L |
| SX-F 250 | 09 - 11 | 133111 | 18.95 | L | 133112 | 18.95 | L | 133159 | 20.90 | L | 133161 | 20.90 | L |
| SX-F 250 | 12 - 13 | 133111 | 18.95 | L | 133113 | 33.05 | L | 133159 | 20.90 | L | 133161 | 20.90 | L |
| SX-F 250 | 14 - 16 | 133114 | 25.50 | L | 133113 | 33.05 | L | 133159 | 20.90 | L | 133161 | 20.90 | L |
| SXS 250 | 01 | 133108 | 18.95 | L | 132882 | 18.95 | L | 133160 | 20.90 | L | 133162 | 20.90 | L |
| SXS 250 | 03 | 133108 | 18.95 | L | 133112 | 18.95 | L | 133160 | 20.90 | L | 133161 | 20.90 | L |
| SXS 250 | 04 | 133107 | 18.95 | L | 133112 | 18.95 | L | 133160 | 20.90 | L | 133161 | 20.90 | L |
| XC 250 | 06 - 09 | 133109 | 18.95 | L | 133112 | 18.95 | L | 133160 | 20.90 | L | 133161 | 20.90 | L |
| XC 250 | 10 - 11 | 133111 | 18.95 | L | 133112 | 18.95 | L | 133159 | 20.90 | L | 133161 | 20.90 | L |
| XC 250 | 12 - 13 | 133111 | 18.95 | L | 133113 | 33.05 | L | 133159 | 20.90 | L | 133161 | 20.90 | L |
| XC 250 | 14 - 16 | 133114 | 25.50 | L | 133113 | 33.05 | L | 133159 | 20.90 | L | 133161 | 20.90 | L |
| XC-F 250 | 07 - 09 | 133109 | 18.95 | L | 133112 | 18.95 | L | 133160 | 20.90 | L | 133161 | 20.90 | L |
| XC-F 250 | 11 - 13 | 133111 | 18.95 | L | 133113 | 33.05 | L | 133159 | 20.90 | L | 133161 | 20.90 | L |

ALL BALLS RACING BRAKE MECHANISM REBUILD KITS

| MODEL | YEARS | MASTER CYLINDER REBUILD KIT - FRONT | | MASTER CYLINDER REBUILD KIT - REAR | | CALIPER REBUILD KIT - FRONT | | CALIPER REBUILD KIT - REAR | | | | | |
|----------------------|---------|-------------------------------------|-------|------------------------------------|--------|-----------------------------|---|----------------------------|-------|---|--------|-------|---|
| KTM CONTINUED | | | | | | | | | | | | | |
| XC-F 250 | 14 - 16 | 133114 | 25.50 | L | 133113 | 33.05 | L | 133159 | 20.90 | L | 133161 | 20.90 | L |
| XC-FW 250 | 07 - 10 | 133109 | 18.95 | L | 133112 | 18.95 | L | 133160 | 20.90 | L | 133161 | 20.90 | L |
| XC-FW 250 | 11 - 12 | 133111 | 18.95 | L | 133112 | 18.95 | L | 133159 | 20.90 | L | 133161 | 20.90 | L |
| XC-FW 250 | 13 | 133111 | 18.95 | L | 133113 | 33.05 | L | 133159 | 20.90 | L | 133161 | 20.90 | L |
| XC-FW 250 | 14 - 16 | 133114 | 25.50 | L | 133113 | 33.05 | L | 133159 | 20.90 | L | 133161 | 20.90 | L |
| XC-W 250 | 06 - 09 | 133109 | 18.95 | L | 133112 | 18.95 | L | 133160 | 20.90 | L | 133161 | 20.90 | L |
| XC-W 250 | 10 - 12 | 133111 | 18.95 | L | 133112 | 18.95 | L | 133159 | 20.90 | L | 133161 | 20.90 | L |
| XC-W 250 | 13 | 133111 | 18.95 | L | 133113 | 33.05 | L | 133159 | 20.90 | L | 133161 | 20.90 | L |
| XC-W 250 | 14 - 16 | 133114 | 25.50 | L | 133113 | 33.05 | L | 133159 | 20.90 | L | 133161 | 20.90 | L |
| EGS 300 | 94 - 96 | 133110 | 18.95 | L | | | | | | | | | |
| EGS 300 | 97 - 99 | 133110 | 18.95 | L | | | | 133160 | 20.90 | L | | | |
| EXC 300 | 94 - 95 | 133110 | 18.95 | L | | | | | | | | | |
| EXC 300 | 96 - 99 | 133110 | 18.95 | L | | | | 133160 | 20.90 | L | | | |
| EXC 300 | 00 | 133108 | 18.95 | L | | | | 133160 | 20.90 | L | | | |
| EXC 300 | 01 - 03 | 133108 | 18.95 | L | | | | 133160 | 20.90 | L | 133162 | 20.90 | L |
| EXC 300 | 04 | 133108 | 18.95 | L | 133112 | 18.95 | L | 133160 | 20.90 | L | 133161 | 20.90 | L |
| EXC 300 | 05 | 133107 | 18.95 | L | 133112 | 18.95 | L | 133160 | 20.90 | L | 133161 | 20.90 | L |
| MXC 300 | 94 - 96 | 133110 | 18.95 | L | | | | | | | | | |
| MXC 300 | 97 - 99 | 133110 | 18.95 | L | | | | 133160 | 20.90 | L | | | |
| MXC 300 | 00 | 133108 | 18.95 | L | | | | 133160 | 20.90 | L | | | |
| MXC 300 | 01 - 03 | 133108 | 18.95 | L | | | | 133160 | 20.90 | L | 133162 | 20.90 | L |
| MXC 300 | 04 | 133108 | 18.95 | L | 133112 | 18.95 | L | 133160 | 20.90 | L | 133161 | 20.90 | L |
| MXC 300 | 05 | 133107 | 18.95 | L | 133112 | 18.95 | L | 133160 | 20.90 | L | 133161 | 20.90 | L |
| SX 300 | 94 | 133110 | 18.95 | L | | | | | | | | | |
| XC 300 | 06 - 09 | 133109 | 18.95 | L | 133112 | 18.95 | L | 133160 | 20.90 | L | 133161 | 20.90 | L |
| XC 300 | 10 - 11 | 133111 | 18.95 | L | 133112 | 18.95 | L | 133159 | 20.90 | L | 133161 | 20.90 | L |
| XC 300 | 12 - 13 | 133111 | 18.95 | L | 133113 | 33.05 | L | 133159 | 20.90 | L | 133161 | 20.90 | L |
| XC 300 | 14 - 16 | 133114 | 25.50 | L | 133113 | 33.05 | L | 133159 | 20.90 | L | 133161 | 20.90 | L |
| XC-W 300 | 06 - 09 | 133109 | 18.95 | L | 133112 | 18.95 | L | 133160 | 20.90 | L | 133161 | 20.90 | L |
| XC-W 300 | 10 - 12 | 133111 | 18.95 | L | 133112 | 18.95 | L | 133159 | 20.90 | L | 133161 | 20.90 | L |
| XC-W 300 | 13 | 133111 | 18.95 | L | 133113 | 33.05 | L | 133159 | 20.90 | L | 133161 | 20.90 | L |
| XC-W 300 | 14 - 16 | 133114 | 25.50 | L | 133113 | 33.05 | L | 133159 | 20.90 | L | 133161 | 20.90 | L |
| XC-W 300 SIX DAYS | 15 | 133114 | 25.50 | L | 133113 | 33.05 | L | 133159 | 20.90 | L | 133161 | 20.90 | L |
| EXC-F 350 | 13 | 133111 | 18.95 | L | 133113 | 33.05 | L | 133159 | 20.90 | L | 133161 | 20.90 | L |
| EXC-F 350 | 14 - 16 | 133114 | 25.50 | L | 133113 | 33.05 | L | 133159 | 20.90 | L | 133161 | 20.90 | L |
| LC4 350 | 94 - 95 | 133110 | 18.95 | L | | | | | | | | | |
| SX-F 350 | 11 | 133111 | 18.95 | L | 133112 | 18.95 | L | 133159 | 20.90 | L | 133161 | 20.90 | L |
| SX-F 350 | 12 - 13 | 133111 | 18.95 | L | 133113 | 33.05 | L | 133159 | 20.90 | L | 133161 | 20.90 | L |
| SX-F 350 | 14 - 16 | 133114 | 25.50 | L | 133113 | 33.05 | L | 133159 | 20.90 | L | 133161 | 20.90 | L |
| XC-F 350 | 11 - 13 | 133111 | 18.95 | L | 133113 | 33.05 | L | 133159 | 20.90 | L | 133161 | 20.90 | L |
| XC-F 350 | 14 - 16 | 133114 | 25.50 | L | 133113 | 33.05 | L | 133159 | 20.90 | L | 133161 | 20.90 | L |
| XC-FW 350 | 12 | 133111 | 18.95 | L | 133112 | 18.95 | L | 133159 | 20.90 | L | 133161 | 20.90 | L |
| XC-FW 350 | 13 | 133111 | 18.95 | L | 133113 | 33.05 | L | 133159 | 20.90 | L | 133161 | 20.90 | L |
| XC-FW 350 | 14 - 16 | 133114 | 25.50 | L | 133113 | 33.05 | L | 133159 | 20.90 | L | 133161 | 20.90 | L |
| XC-FW 350 SIX DAYS | 15 | 133114 | 25.50 | L | 133113 | 33.05 | L | 133159 | 20.90 | L | 133161 | 20.90 | L |
| EGS 360 | 96 - 97 | 133110 | 18.95 | L | | | | | | | | | |
| EXC 360 | 96 - 97 | 133110 | 18.95 | L | | | | | | | | | |
| MXC 360 | 96 - 97 | 133110 | 18.95 | L | | | | | | | | | |
| SX 360 | 96 - 97 | 133110 | 18.95 | L | | | | | | | | | |
| EGS 380 | 98 - 99 | 133110 | 18.95 | L | | | | 133160 | 20.90 | L | | | |
| EXC 380 | 98 - 99 | 133110 | 18.95 | L | | | | 133160 | 20.90 | L | | | |
| EXC 380 | 00 | 133108 | 18.95 | L | | | | 133160 | 20.90 | L | | | |
| EXC 380 | 01 - 02 | 133108 | 18.95 | L | | | | 133160 | 20.90 | L | 133162 | 20.90 | L |
| MXC 380 | 98 - 99 | 133110 | 18.95 | L | | | | 133160 | 20.90 | L | | | |
| MXC 380 | 00 | 133108 | 18.95 | L | | | | 133160 | 20.90 | L | | | |
| MXC 380 | 01 | 133108 | 18.95 | L | | | | 133160 | 20.90 | L | 133162 | 20.90 | L |
| SX 380 | 98 - 99 | 133110 | 18.95 | L | | | | 133160 | 20.90 | L | | | |
| SX 380 | 00 | 133108 | 18.95 | L | | | | 133160 | 20.90 | L | | | |
| SX 380 | 01 - 02 | 133108 | 18.95 | L | | | | 133160 | 20.90 | L | 133162 | 20.90 | L |
| Comp. 400 | 95 | 133110 | 18.95 | L | | | | 133160 | 20.90 | L | | | |
| Comp. 400 | 96 - 99 | 133110 | 18.95 | L | | | | | | | | | |
| DUKE 400 | 94 - 95 | 133110 | 18.95 | L | | | | | | | | | |
| EGS 400 | 94 - 96 | 133110 | 18.95 | L | | | | | | | | | |

- accessories
- body
- handlebar & grips
- cables & levers
- exhaust
- engine
- fuel & intake
- electrical & ignition
- clutch
- drive
- bearings
- brakes**
- steering & suspension
- tires
- tools & shop

ALL BALLS RACING BRAKE MECHANISM REBUILD KITS

| MODEL | YEARS | MASTER CYLINDER REBUILD KIT - FRONT | | | MASTER CYLINDER REBUILD KIT - REAR | | | CALIPER REBUILD KIT - FRONT | | | CALIPER REBUILD KIT - REAR | | |
|--------------------------|---------|-------------------------------------|-------|---|------------------------------------|-------|---|-----------------------------|-------|---|----------------------------|-------|--|
| KTM CONTINUED | | | | | | | | | | | | | |
| EGS 400 | 97 | 133110 | 18.95 | L | | | | 133160 | 20.90 | L | | | |
| EGS-E 400 | 97 | 133110 | 18.95 | L | | | | 133160 | 20.90 | L | | | |
| EXC 400 | 94 | 133110 | 18.95 | L | | | | | | | | | |
| EXC 400 | 96 | 133110 | 18.95 | L | 132882 | 18.95 | L | | | | | | |
| EXC 400 | 00 | 133108 | 18.95 | L | | | | 133160 | 20.90 | L | | | |
| EXC 400 | 01 | 133108 | 18.95 | L | 132882 | 18.95 | L | 133160 | 20.90 | L | 133162 | 20.90 | |
| EXC 400 | 02 | 133108 | 18.95 | L | | | | 133160 | 20.90 | L | 133162 | 20.90 | |
| EXC-G 400 | 04 | 133108 | 18.95 | L | 133112 | 18.95 | L | 133160 | 20.90 | L | 133161 | 20.90 | |
| EXC-G 400 | 05 | 133107 | 18.95 | L | 133112 | 18.95 | L | 133160 | 20.90 | L | 133161 | 20.90 | |
| EXC-G 400 | 06 | 133109 | 18.95 | L | 133112 | 18.95 | L | 133160 | 20.90 | L | 133161 | 20.90 | |
| LC4 400 | 98 - 99 | 133110 | 18.95 | L | | | | 133160 | 20.90 | L | | | |
| LC4-E 400 | 00 | 133108 | 18.95 | L | | | | 133160 | 20.90 | L | | | |
| LC4-E 400 | 01 | 133108 | 18.95 | L | 132882 | 18.95 | L | 133160 | 20.90 | L | | | |
| LSE 400 | 97 | 133110 | 18.95 | L | 132882 | 18.95 | L | 133160 | 20.90 | L | | | |
| MXC 400 | 01 - 02 | 133108 | 18.95 | L | 132882 | 18.95 | L | 133160 | 20.90 | L | 133162 | 20.90 | |
| RXC 400 | 95 - 96 | 133110 | 18.95 | L | 132882 | 18.95 | L | | | | | | |
| RXC 400 | 97 - 98 | 133110 | 18.95 | L | 132882 | 18.95 | L | 133160 | 20.90 | L | | | |
| SC 400 | 00 | 133108 | 18.95 | L | 132882 | 18.95 | L | 133160 | 20.90 | L | | | |
| SX 400 | 98 - 99 | 133110 | 18.95 | L | 132882 | 18.95 | L | 133160 | 20.90 | L | | | |
| SX 400 | 00 | 133108 | 18.95 | L | | | | 133160 | 20.90 | L | | | |
| SX 400 | 01 - 02 | 133108 | 18.95 | L | 132882 | 18.95 | L | 133160 | 20.90 | L | | | |
| SXC 400 | 97 | 133110 | 18.95 | L | 132882 | 18.95 | L | 133160 | 20.90 | L | | | |
| SXC 400 | 00 | 133108 | 18.95 | L | 132882 | 18.95 | L | 133160 | 20.90 | L | | | |
| TXC 400 | 98 | 133110 | 18.95 | L | 132882 | 18.95 | L | 133160 | 20.90 | L | | | |
| XC-W 400 | 07 - 09 | 133109 | 18.95 | L | 133112 | 18.95 | L | 133160 | 20.90 | L | 133161 | 20.90 | |
| XC-W 400 | 10 | 133111 | 18.95 | L | 133112 | 18.95 | L | 133159 | 20.90 | L | 133161 | 20.90 | |
| EXC 440 | 94 - 95 | 133110 | 18.95 | L | 132882 | 18.95 | L | | | | | | |
| MXC 440 | 94 | 133110 | 18.95 | L | 132882 | 18.95 | L | | | | | | |
| MXC 440 | 95 | 133110 | 18.95 | L | | | | | | | | | |
| SX 440 | 94 | 133110 | 18.95 | L | 132882 | 18.95 | L | | | | | | |
| 450 SX-F FACTORY EDITION | 15 | 133114 | 25.50 | L | 133113 | 33.05 | L | 133159 | 20.90 | L | 133161 | 20.90 | |
| EXC 450 | 03 - 04 | 133108 | 18.95 | L | 133112 | 18.95 | L | 133160 | 20.90 | L | 133161 | 20.90 | |
| EXC 450 | 07 | 133109 | 18.95 | L | | | | 133160 | 20.90 | L | 133161 | 20.90 | |
| EXC 450 | 09 | 133109 | 18.95 | L | 133112 | 18.95 | L | 133160 | 20.90 | L | 133161 | 20.90 | |
| EXC 450 | 10 - 11 | 133111 | 18.95 | L | 133112 | 18.95 | L | | | | 133161 | 20.90 | |
| EXC-G 450 | 04 | 133108 | 18.95 | L | 133112 | 18.95 | L | 133160 | 20.90 | L | 133161 | 20.90 | |
| EXC-G 450 | 05 | 133107 | 18.95 | L | 133112 | 18.95 | L | 133160 | 20.90 | L | 133161 | 20.90 | |
| EXC-G 450 | 06 | 133109 | 18.95 | L | 133112 | 18.95 | L | 133160 | 20.90 | L | 133161 | 20.90 | |
| EXC-G 450 | 07 | 133109 | 18.95 | L | 132882 | 18.95 | L | 133160 | 20.90 | L | | | |
| EXC-R 450 | 08 | 133109 | 18.95 | L | 133112 | 18.95 | L | 133160 | 20.90 | L | | | |
| MXC-G 450 | 03 | 133108 | 18.95 | L | 132882 | 18.95 | L | 133160 | 20.90 | L | 133162 | 20.90 | |
| MXC-G 450 | 04 | 133108 | 18.95 | L | 133112 | 18.95 | L | 133160 | 20.90 | L | 133161 | 20.90 | |
| MXC-G 450 | 05 | 133107 | 18.95 | L | 133112 | 18.95 | L | 133160 | 20.90 | L | 133161 | 20.90 | |
| SMR 450 | 05 | 133107 | 18.95 | L | 133112 | 18.95 | L | | | | 133161 | 20.90 | |
| SMR 450 | 06 | 133109 | 18.95 | L | 133112 | 18.95 | L | | | | 133161 | 20.90 | |
| SMR 450 | 07 | | | | 133112 | | L | | | | 133161 | 20.90 | |
| SMS 450 | 03 | 133108 | 18.95 | L | | | | | | | | | |
| SMS 450 | 04 | 133108 | 18.95 | L | 133112 | 18.95 | L | | | | | | |
| SX 450 | 03 | 133108 | 18.95 | L | 132882 | 18.95 | L | 133160 | 20.90 | L | 133161 | 20.90 | |
| SX 450 | 04 | 133108 | 18.95 | L | 133112 | 18.95 | L | 133160 | 20.90 | L | 133161 | 20.90 | |
| SX 450 | 05 | 133107 | 18.95 | L | 133112 | 18.95 | L | 133160 | 20.90 | L | 133161 | 20.90 | |
| SX 450 | 06 | 133109 | 18.95 | L | 133112 | 18.95 | L | 133160 | 20.90 | L | 133161 | 20.90 | |
| SX-F 450 | 07 - 08 | 133109 | 18.95 | L | 133112 | 18.95 | L | 133160 | 20.90 | L | 133161 | 20.90 | |
| SX-F 450 | 09 - 11 | 133111 | 18.95 | L | 133112 | 18.95 | L | 133159 | 20.90 | L | 133161 | 20.90 | |
| SX-F 450 | 12 | 133111 | 18.95 | L | 133113 | 33.05 | L | 133159 | 20.90 | L | 133161 | 20.90 | |
| SX-F 450 | 13 - 16 | 133114 | 25.50 | L | 133113 | 33.05 | L | 133159 | 20.90 | L | 133161 | 20.90 | |
| SXS 450 | 03 | 133108 | 18.95 | L | 132882 | 18.95 | L | 133160 | 20.90 | L | 133161 | 20.90 | |
| SXS 450 | 04 | 133107 | 18.95 | L | 133112 | 18.95 | L | 133160 | 20.90 | L | 133161 | 20.90 | |
| XC 450 | 04 | 133108 | 18.95 | L | 133112 | 18.95 | L | | | | 133161 | 20.90 | |
| XC 450 | 06 - 07 | 133109 | 18.95 | L | 133112 | 18.95 | L | | | | 133161 | 20.90 | |
| XC-F 450 | 08 - 09 | 133109 | 18.95 | L | 133112 | 18.95 | L | 133160 | 20.90 | L | 133161 | 20.90 | |
| XC-F 450 | 13 | 133111 | 18.95 | L | 133113 | 33.05 | L | 133159 | 20.90 | L | 133161 | 20.90 | |

ALL BALLS RACING BRAKE MECHANISM REBUILD KITS

| MODEL | YEARS | MASTER CYLINDER REBUILD KIT - FRONT | | | MASTER CYLINDER REBUILD KIT - REAR | | | CALIPER REBUILD KIT - FRONT | | | CALIPER REBUILD KIT - REAR | | |
|----------------------|---------|-------------------------------------|-------|---|------------------------------------|-------|---|-----------------------------|-------|---|----------------------------|-------|---|
| KTM CONTINUED | | | | | | | | | | | | | |
| XC-F 450 | 14 - 16 | 133114 | 25.50 | L | 133113 | 33.05 | L | 133159 | 20.90 | L | 133161 | 20.90 | L |
| XCR-W 450 | 08 | 133109 | 18.95 | L | 133112 | 18.95 | L | 133160 | 20.90 | L | | | |
| XC-W 450 | 07 - 09 | 133109 | 18.95 | L | 133112 | 18.95 | L | 133160 | 20.90 | L | 133161 | 20.90 | L |
| XC-W 450 | 10 | 133111 | 18.95 | L | 133112 | 18.95 | L | 133160 | 20.90 | L | 133161 | 20.90 | L |
| XC-W 450 | 11 - 12 | 133111 | 18.95 | L | 133112 | 18.95 | L | 133159 | 20.90 | L | 133161 | 20.90 | L |
| XC-W 450 | 13 | 133111 | 18.95 | L | 133113 | 33.05 | L | 133159 | 20.90 | L | 133161 | 20.90 | L |
| XC-W 450 | 14 - 16 | 133114 | 25.50 | L | 133113 | 33.05 | L | 133159 | 20.90 | L | 133161 | 20.90 | L |
| EXC 500 | 12 | 133111 | 18.95 | L | 133112 | 18.95 | L | 133159 | 20.90 | L | 133161 | 20.90 | L |
| EXC 500 | 13 - 16 | 133114 | 25.50 | L | 133113 | 33.05 | L | 133159 | 20.90 | L | 133161 | 20.90 | L |
| EXC 500 SIX DAYS | 16 | 133114 | 25.50 | L | 133113 | 33.05 | L | 133159 | 20.90 | L | 133161 | 20.90 | L |
| XC-W 500 | 12 | 133111 | 18.95 | L | 133112 | 18.95 | L | 133159 | 20.90 | L | 133161 | 20.90 | L |
| XC-W 500 | 13 | 133111 | 18.95 | L | 133113 | 33.05 | L | 133159 | 20.90 | L | 133161 | 20.90 | L |
| XC-W 500 | 14 - 16 | 133114 | 25.50 | L | 133113 | 33.05 | L | 133159 | 20.90 | L | 133161 | 20.90 | L |
| SX-F 505 | 08 | 133109 | 18.95 | L | 133112 | 18.95 | L | 133160 | 20.90 | L | 133161 | 20.90 | L |
| XC-F 505 | 08 - 09 | 133109 | 18.95 | L | 133112 | 18.95 | L | 133160 | 20.90 | L | 133161 | 20.90 | L |
| EXC 520 | 00 | 133108 | 18.95 | L | | | | 133160 | 20.90 | L | | | |
| EXC 520 | 01 - 02 | 133108 | 18.95 | L | 132882 | 18.95 | L | 133160 | 20.90 | L | 133162 | 20.90 | L |
| MXC 520 | 01 - 02 | 133108 | 18.95 | L | 132882 | 18.95 | L | 133160 | 20.90 | L | 133162 | 20.90 | L |
| SX 520 | 00 | 133108 | 18.95 | L | | | | 133160 | 20.90 | L | | | |
| SX 520 | 01 - 02 | 133108 | 18.95 | L | 132882 | 18.95 | L | 133160 | 20.90 | L | | | |
| EXC 525 | 03 | 133108 | 18.95 | L | 132882 | 18.95 | L | 133160 | 20.90 | L | 133162 | 20.90 | L |
| EXC 525 | 04 | 133108 | 18.95 | L | 133112 | 18.95 | L | 133160 | 20.90 | L | 133161 | 20.90 | L |
| EXC 525 | 05 | 133107 | 18.95 | L | 133112 | 18.95 | L | 133160 | 20.90 | L | 133161 | 20.90 | L |
| EXC 525 | 06 - 07 | 133109 | 18.95 | L | 133112 | 18.95 | L | 133160 | 20.90 | L | 133161 | 20.90 | L |
| MXC-G 525 | 03 | 133108 | 18.95 | L | 132882 | 18.95 | L | 133160 | 20.90 | L | 133162 | 20.90 | L |
| MXC-G 525 | 04 | 133108 | 18.95 | L | 133112 | 18.95 | L | 133160 | 20.90 | L | 133161 | 20.90 | L |
| MXC-G 525 | 05 | 133107 | 18.95 | L | 133112 | 18.95 | L | 133160 | 20.90 | L | 133161 | 20.90 | L |
| SMR 525 | 05 | | | | 133112 | | L | | | | 133161 | 20.90 | L |
| SX 525 | 03 | 133108 | 18.95 | L | 132882 | 18.95 | L | 133160 | 20.90 | L | | | |
| SX 525 | 04 | 133108 | 18.95 | L | 133112 | 18.95 | L | 133160 | 20.90 | L | 133161 | 20.90 | L |
| SX 525 | 05 | 133107 | 18.95 | L | 133112 | 18.95 | L | 133160 | 20.90 | L | 133161 | 20.90 | L |
| SX 525 | 06 | 133109 | 18.95 | L | 133112 | 18.95 | L | 133160 | 20.90 | L | 133161 | 20.90 | L |
| XC 525 | 06 - 07 | 133109 | 18.95 | L | 133112 | 18.95 | L | 133160 | 20.90 | L | 133161 | 20.90 | L |
| XC-W 525 | 07 | 133109 | 18.95 | L | 133112 | 18.95 | L | 133160 | 20.90 | L | 133161 | 20.90 | L |
| EXC 530 | 10 | 133111 | 18.95 | L | 133112 | 18.95 | L | | | | 133161 | 20.90 | L |
| EXC 530 | 11 | 133111 | 18.95 | L | 133112 | 18.95 | L | 133159 | 20.90 | L | 133161 | 20.90 | L |
| EXC-R 530 | 08 - 09 | 133109 | 18.95 | L | 133112 | 18.95 | L | 133160 | 20.90 | L | 133161 | 20.90 | L |
| XCR-W 530 | 08 | 133109 | 18.95 | L | 133112 | 18.95 | L | 133160 | 20.90 | L | 133161 | 20.90 | L |
| XC-W 530 | 09 | 133109 | 18.95 | L | 133112 | 18.95 | L | 133160 | 20.90 | L | 133161 | 20.90 | L |
| XC-W 530 | 10 | 133111 | 18.95 | L | 133112 | 18.95 | L | | | | 133161 | 20.90 | L |
| XC-W 530 | 11 | 133111 | 18.95 | L | 133112 | 18.95 | L | 133159 | 20.90 | L | 133161 | 20.90 | L |
| SXS 540 | 01 - 04 | 133108 | 18.95 | L | | | | 133160 | 20.90 | L | | | |
| SXS 540 | 05 | 133107 | 18.95 | L | | | | 133160 | 20.90 | L | | | |
| SXS 540 | 06 | 133109 | 18.95 | L | | | | | | | | | |
| MXC 550 | 94 - 96 | 133110 | 18.95 | L | 132882 | 18.95 | L | | | | | | |
| SMR 560 | 06 | | | | 133112 | | L | | | | | | |
| COMP LIMITED 620 | 97 | 133110 | 18.95 | L | 132882 | 18.95 | L | | | | | | |
| Comp. 620 | 94 - 99 | 133110 | 18.95 | L | 132882 | 18.95 | L | | | | | | |
| EGS 620 | 94 - 97 | 133110 | 18.95 | L | 132882 | 18.95 | L | | | | | | |
| EGS-E 620 | 97 | 133110 | 18.95 | L | 132882 | 18.95 | L | | | | | | |
| EXC 620 | 94 - 95 | 133110 | 18.95 | L | 132882 | 18.95 | L | | | | | | |
| LC4 620 | 97 - 98 | 133110 | 18.95 | L | 132882 | 18.95 | L | | | | | | |
| LC4 Comp 620 | 99 | 133110 | 18.95 | L | 132882 | 18.95 | L | | | | | | |
| LC4 Super Moto 620 | 99 | 133110 | 18.95 | L | 132882 | 18.95 | L | | | | | | |
| RXC 620 | 95 - 97 | 133110 | 18.95 | L | 132882 | 18.95 | L | | | | | | |
| Super Moto 620 | 98 | 133110 | 18.95 | L | 132882 | 18.95 | L | | | | | | |
| SX 620 | 97 - 99 | 133110 | 18.95 | L | 132882 | 18.95 | L | 133160 | 20.90 | L | | | |
| SXC 620 | 97 | 133110 | 18.95 | L | 132882 | 18.95 | L | 133160 | 20.90 | L | | | |
| TXC 620 | 98 | 133110 | 18.95 | L | 132882 | 18.95 | L | 133160 | 20.90 | L | | | |
| SMC 625 | 04 - 06 | | | | 132882 | | L | | | | | | |
| SXC 625 | 03 - 04 | | | | 132882 | | L | 133160 | 20.90 | L | | | |
| SXC 625 | 05 | | | | | | | 133160 | 20.90 | L | | | |
| 640 LC4 | 98 - 02 | | | | | | | 133160 | 20.90 | L | | | |
| 640 LC4 Enduro | 03 - 04 | | | | | | | 133160 | 20.90 | L | | | |

- accessories
- body
- handlebar & grips
- cables & levers
- exhaust
- engine
- fuel & intake
- electrical & ignition
- clutch
- drive
- bearings
- brakes**
- steering & suspension
- tires
- tools & shop

BRAKES

ALL BALLS RACING BRAKE MECHANISM REBUILD KITS

| MODEL | YEARS | MASTER CYLINDER REBUILD KIT - FRONT | | | MASTER CYLINDER REBUILD KIT - REAR | | | CALIPER REBUILD KIT - FRONT | | | CALIPER REBUILD KIT - REAR | | |
|-------------------------|---------|-------------------------------------|-------|---|------------------------------------|-------|---|-----------------------------|-------|---|----------------------------|-------|---|
| KTM CONTINUED | | | | | | | | | | | | | |
| 640 LC4 Supermoto | 02 | | | | | | | 133160 | 20.90 | L | | | |
| Adventure 640 | 98 - 99 | 133110 | 18.95 | L | 132882 | 18.95 | L | 133160 | 20.90 | L | | | |
| Adventure 640 | 00 | 133108 | 18.95 | L | 132882 | 18.95 | L | 133160 | 20.90 | L | | | |
| Adventure 640 | 01 - 02 | | | | 132882 | | L | 133160 | 20.90 | L | | | |
| Adventure 640 | 03 | 133108 | 18.95 | L | 132882 | 18.95 | L | 133160 | 20.90 | L | | | |
| Adventure 640 | 04 - 07 | | | | 132882 | | L | | | | | | |
| LC4 640 | 05 | | | | | | | 133160 | 20.90 | L | | | |
| SC Super Moto 640 | 00 - 01 | 133108 | 18.95 | L | | | | | | | | | |
| Super Moto 640 | 99 | 133110 | 18.95 | L | | | | 133160 | 20.90 | L | | | |
| 660 LC4 | 99 - 00 | | | | | | | 133160 | 20.90 | L | | | |
| 660 RALLY FACTORY REPL. | 06 - 07 | | | | 132882 | | L | | | | | | |
| 660 RALLYE | 01 - 05 | | | | | | | 133160 | 20.90 | L | | | |
| 690 RALLY FACTORY REPL. | 08 - 09 | | | | 132882 | | L | | | | | | |
| SUZUKI | | | | | | | | | | | | | |
| RM65 | 03 - 05 | 133102 | 18.95 | L | 133002 | 18.95 | L | 133117 | 20.90 | L | 133147 | 20.90 | L |
| RM80 | 86 - 88 | 132891 | 18.95 | L | | | | 133138 | 20.90 | L | | | |
| RM80 | 89 | 133103 | 18.95 | L | | | | 133138 | 20.90 | L | | | |
| RM80 | 90 - 95 | 133103 | 18.95 | L | 133002 | 18.95 | L | 133138 | 20.90 | L | 133151 | 20.90 | L |
| RM80 | 96 - 01 | 133103 | 18.95 | L | 133002 | 18.95 | L | 133127 | 20.90 | L | 133151 | 20.90 | L |
| RM85 | 02 - 04 | 133103 | 18.95 | L | 133002 | 18.95 | L | 133127 | 20.90 | L | 133151 | 20.90 | L |
| RM85 | 05 - 15 | 133098 | 18.95 | L | 133002 | 18.95 | L | 133139 | 20.90 | L | 133151 | 20.90 | L |
| RM85L | 03 - 04 | 133098 | 18.95 | L | 133002 | 18.95 | L | 133127 | 20.90 | L | 133151 | 20.90 | L |
| RM85L | 05 - 15 | 133098 | 18.95 | L | 133002 | 18.95 | L | 133139 | 20.90 | L | 133151 | 20.90 | L |
| RM100 | 03 | 133098 | 18.95 | L | 133002 | 18.95 | L | 133139 | 20.90 | L | 133147 | 20.90 | L |
| DR125 | 86 - 88 | 132883 | 18.95 | L | | | | 133152 | 20.90 | L | | | |
| DR125SE | 94 - 96 | 132883 | 18.95 | L | | | | 133152 | 20.90 | L | | | |
| DR-Z125 | 03 - 09 | 133103 | 18.95 | L | | | | 133127 | 20.90 | L | | | |
| DR-Z125L | 03 - 14 | 133103 | 18.95 | L | | | | 133127 | 20.90 | L | | | |
| RM125 | 85 - 86 | 132883 | 18.95 | L | | | | | | | | | |
| RM125 | 87 | 132891 | 18.95 | L | | | | 133125 | 20.90 | L | | | |
| RM125 | 88 | 132883 | 18.95 | L | 133002 | 18.95 | L | 133125 | 20.90 | L | | | |
| RM125 | 89 - 91 | 132883 | 18.95 | L | 133002 | 18.95 | L | 133125 | 20.90 | L | 133120 | 20.90 | L |
| RM125 | 92 - 95 | 133103 | 18.95 | L | 133002 | 18.95 | L | 133125 | 20.90 | L | 133120 | 20.90 | L |
| RM125 | 96 - 98 | 133098 | 18.95 | L | 133002 | 18.95 | L | 133121 | 20.90 | L | 133120 | 20.90 | L |
| RM125 | 99 - 08 | 133098 | 18.95 | L | 133002 | 18.95 | L | 133121 | 20.90 | L | 133142 | 20.90 | L |
| SP125 | 86 - 88 | 132883 | 18.95 | L | | | | | | | | | |
| DR200 | 86 - 88 | 132883 | 18.95 | L | | | | | | | | | |
| DR200 SE | 96 | 132883 | 18.95 | L | | | | 133121 | 20.90 | L | | | |
| DR200 SE | 97 - 15 | 132883 | 18.95 | L | | | | 133152 | 20.90 | L | | | |
| DR250 | 90 - 93 | 133103 | 18.95 | L | 133002 | 18.95 | L | 133125 | 20.90 | L | 133120 | 20.90 | L |
| DR250S | 90 - 91 | 132883 | 18.95 | L | 133002 | 18.95 | L | 133125 | 20.90 | L | 133120 | 20.90 | L |
| DR250S | 92 - 95 | 132883 | 18.95 | L | 133002 | 18.95 | L | 133125 | 20.90 | L | 133145 | 20.90 | L |
| DRZ250 | 01 - 07 | 133103 | 18.95 | L | 133001 | 18.95 | L | 133121 | 20.90 | L | 133145 | 20.90 | L |
| RM250 | 85 | 132883 | 18.95 | L | | | | | | | | | |
| RM250 | 86 | 132891 | 18.95 | L | | | | | | | | | |
| RM250 | 87 | 132891 | 18.95 | L | 133001 | 18.95 | L | 133125 | 20.90 | L | | | |
| RM250 | 88 | 132883 | 18.95 | L | 133001 | 18.95 | L | 133125 | 20.90 | L | | | |
| RM250 | 89 - 92 | 133103 | 18.95 | L | 133001 | 18.95 | L | 133125 | 20.90 | L | 133120 | 20.90 | L |
| RM250 | 93 - 95 | 133103 | 18.95 | L | 133002 | 18.95 | L | 133125 | 20.90 | L | 133149 | 20.90 | L |
| RM250 | 96 - 97 | 133098 | 18.95 | L | 133002 | 18.95 | L | 133121 | 20.90 | L | 133120 | 20.90 | L |
| RM250 | 98 | 133103 | 18.95 | L | 133002 | 18.95 | L | 133121 | 20.90 | L | 133120 | 20.90 | L |
| RM250 | 99 - 08 | 133098 | 18.95 | L | 133002 | 18.95 | L | 133121 | 20.90 | L | 133142 | 20.90 | L |
| RMX250 | 89 - 92 | 133103 | 18.95 | L | 133002 | 18.95 | L | 133125 | 20.90 | L | 133120 | 20.90 | L |
| RMX250 | 93 - 95 | 133103 | 18.95 | L | 133002 | 18.95 | L | 133125 | 20.90 | L | 133149 | 20.90 | L |
| RMX250 | 96 - 99 | 133103 | 18.95 | L | 133002 | 18.95 | L | 133121 | 20.90 | L | 133149 | 20.90 | L |
| RMZ250 | 04 - 06 | 133098 | 18.95 | L | 133002 | 18.95 | L | 133121 | 20.90 | L | 133146 | 20.90 | L |
| RMZ250 | 07 | 133098 | 18.95 | L | 133101 | 18.95 | L | 133121 | 20.90 | L | 133146 | 20.90 | L |
| RMZ250 | 08 - 15 | 133098 | 18.95 | L | 133101 | 18.95 | L | 133121 | 20.90 | L | 133150 | 20.90 | L |
| DR350 | 90 - 96 | 133103 | 18.95 | L | 133002 | 18.95 | L | 133125 | 20.90 | L | 133120 | 20.90 | L |
| DR350 | 97 - 99 | 133103 | 18.95 | L | 133002 | 18.95 | L | 133121 | 20.90 | L | 133120 | 20.90 | L |
| DR350SE | 90 - 97 | 132883 | 18.95 | L | 133002 | 18.95 | L | 133125 | 20.90 | L | 133145 | 20.90 | L |
| DR350SE | 98 | 132883 | 18.95 | L | 133002 | 18.95 | L | 133121 | 20.90 | L | 133145 | 20.90 | L |

ALL BALLS RACING BRAKE MECHANISM REBUILD KITS

| MODEL | YEARS | MASTER CYLINDER REBUILD KIT - FRONT | | | MASTER CYLINDER REBUILD KIT - REAR | | | CALIPER REBUILD KIT - FRONT | | | CALIPER REBUILD KIT - REAR | | |
|-------------------------|---------|-------------------------------------|-------|---|------------------------------------|-------|---|-----------------------------|-------|---|----------------------------|-------|---|
| SUZUKI CONTINUED | | | | | | | | | | | | | |
| DR350SE | 99 | 133098 | 18.95 | L | 133002 | 18.95 | L | 133121 | 20.90 | L | 133145 | 20.90 | L |
| DRZ400E | 00 - 06 | 133098 | 18.95 | L | 133002 | 18.95 | L | 133121 | 20.90 | L | 133142 | 20.90 | L |
| DRZ400E | 07 | 132883 | 18.95 | L | 133002 | 18.95 | L | 133121 | 20.90 | L | 133142 | 20.90 | L |
| DRZ400K | 00 - 03 | 133098 | 18.95 | L | 133002 | 18.95 | L | 133121 | 20.90 | L | 133142 | 20.90 | L |
| DRZ400S | 00 - 15 | 132883 | 18.95 | L | 133002 | 18.95 | L | 133121 | 20.90 | L | 133142 | 20.90 | L |
| DRZ400SM | 05 - 15 | 132883 | 18.95 | L | 133002 | 18.95 | L | 133121 | 20.90 | L | 133144 | 20.90 | L |
| RMX450 | 10 - 11 | 133098 | 18.95 | L | 133101 | 18.95 | L | 133121 | 20.90 | L | 133150 | 20.90 | L |
| RMZ450 | 05 - 07 | 133098 | 18.95 | L | 133101 | 18.95 | L | 133121 | 20.90 | L | 133146 | 20.90 | L |
| RMZ450 | 08 - 15 | 133098 | 18.95 | L | 133101 | 18.95 | L | 133121 | 20.90 | L | 133150 | 20.90 | L |
| DR650SE | 90 - 95 | 132884 | 18.95 | L | 133001 | 18.95 | L | | | | 133151 | 20.90 | L |
| DR650SE | 96 - 14 | 132883 | 18.95 | L | 133002 | 18.95 | L | 133121 | 20.90 | L | 133149 | 20.90 | L |
| YAMAHA | | | | | | | | | | | | | |
| YZ80 | 86 - 92 | 132887 | 18.95 | L | | | | 133128 | 20.90 | L | | | |
| YZ80 | 93 - 96 | 132887 | 18.95 | L | 133002 | 18.95 | L | 133128 | 20.90 | L | 133147 | 20.90 | L |
| YZ80 | 97 - 01 | 133103 | 18.95 | L | 133002 | 18.95 | L | 133128 | 20.90 | L | 133147 | 20.90 | L |
| YZ85 | 02 - 16 | 133098 | 18.95 | L | 133002 | 18.95 | L | 133128 | 20.90 | L | 133147 | 20.90 | L |
| TTR125L Disc Brake | 00 - 15 | 132891 | 18.95 | L | | | | 133128 | 20.90 | L | | | |
| YZ125 | 85 - 87 | 132887 | 18.95 | L | | | | 133129 | 20.90 | L | | | |
| YZ125 | 88 | 132887 | 18.95 | L | 133002 | 18.95 | L | 133129 | 20.90 | L | | | |
| YZ125 | 89 | 132887 | 18.95 | L | 133002 | 18.95 | L | 133125 | 20.90 | L | | | |
| YZ125 | 90 | 132891 | 18.95 | L | 133002 | 18.95 | L | 133125 | 20.90 | L | | | |
| YZ125 | 91 - 95 | 132891 | 18.95 | L | 133002 | 18.95 | L | 133125 | 20.90 | L | 133149 | 20.90 | L |
| YZ125 | 96 - 97 | 133103 | 18.95 | L | 133002 | 18.95 | L | 133125 | 20.90 | L | 133149 | 20.90 | L |
| YZ125 | 98 - 00 | 133103 | 18.95 | L | 133002 | 18.95 | L | 133121 | 20.90 | L | 133142 | 20.90 | L |
| YZ125 | 01 - 02 | 133098 | 18.95 | L | 133002 | 18.95 | L | 133121 | 20.90 | L | 133142 | 20.90 | L |
| YZ125 | 03 - 07 | 133098 | 18.95 | L | 133105 | 18.95 | L | 133121 | 20.90 | L | 133146 | 20.90 | L |
| YZ125 | 08 - 16 | 133102 | 18.95 | L | 133105 | 18.95 | L | 133126 | 20.90 | L | 133146 | 20.90 | L |
| TW200 Trailway | 00 - 16 | 133104 | 18.95 | L | | | | | | | | | |
| TTR225 | 01 - 04 | 133104 | 18.95 | L | | | | | | | | | |
| XT225 | 01 - 07 | 133104 | 18.95 | L | | | | | | | | | |
| TTR230 | 05 - 15 | 133098 | 18.95 | L | | | | 133130 | 20.90 | L | | | |
| TTR250 | 99 - 06 | 133104 | 18.95 | L | 133002 | 18.95 | L | 133125 | 20.90 | L | 133149 | 20.90 | L |
| WR250 | 91 - 96 | 132891 | 18.95 | L | 133002 | 18.95 | L | 133125 | 20.90 | L | 133149 | 20.90 | L |
| WR250 | 97 | 133103 | 18.95 | L | 133002 | 18.95 | L | 133125 | 20.90 | L | 133149 | 20.90 | L |
| WR250F | 01 - 02 | 133098 | 18.95 | L | 133002 | 18.95 | L | 133121 | 20.90 | L | 133142 | 20.90 | L |
| WR250F | 03 - 14 | 133098 | 18.95 | L | 133105 | 18.95 | L | 133121 | 20.90 | L | 133146 | 20.90 | L |
| WR250F | 15 | 133098 | 18.95 | L | 133105 | 18.95 | L | | | | 133146 | 20.90 | L |
| WR250R DUAL SPORT | 08 - 16 | 132891 | 18.95 | L | 133101 | 18.95 | L | | | | 133146 | 20.90 | L |
| WR250X SUPERMOTO | 08 - 11 | 132883 | 18.95 | L | 133101 | 18.95 | L | | | | 133146 | 20.90 | L |
| XT250 | 08 - 15 | 132891 | 18.95 | L | 133002 | 18.95 | L | | | | 133145 | 20.90 | L |
| XT250 | 16 | 132891 | 18.95 | L | 133002 | 18.95 | L | | | | | | |
| XTZ 250 (SA) | 07 - 09 | 132891 | 18.95 | L | | | | | | | | | |
| YZ250 | 85 - 87 | 132887 | 18.95 | L | | | | 133129 | 20.90 | L | | | |
| YZ250 | 88 | 132887 | 18.95 | L | 133002 | 18.95 | L | 133129 | 20.90 | L | | | |
| YZ250 | 89 | 132887 | 18.95 | L | 133002 | 18.95 | L | 133125 | 20.90 | L | | | |
| YZ250 | 90 - 95 | 132891 | 18.95 | L | 133002 | 18.95 | L | 133125 | 20.90 | L | 133148 | 20.90 | L |
| YZ250 | 96 - 97 | 133103 | 18.95 | L | 133002 | 18.95 | L | 133125 | 20.90 | L | 133148 | 20.90 | L |
| YZ250 | 98 - 00 | 133103 | 18.95 | L | 133002 | 18.95 | L | 133121 | 20.90 | L | 133142 | 20.90 | L |
| YZ250 | 01 - 02 | 133098 | 18.95 | L | 133002 | 18.95 | L | 133121 | 20.90 | L | 133142 | 20.90 | L |
| YZ250 | 03 - 07 | 133098 | 18.95 | L | 133105 | 18.95 | L | 133121 | 20.90 | L | 133146 | 20.90 | L |
| YZ250 | 08 - 16 | 133102 | 18.95 | L | 133105 | 18.95 | L | 133126 | 20.90 | L | 133146 | 20.90 | L |
| YZ250F | 01 - 02 | 133098 | 18.95 | L | 133002 | 18.95 | L | 133121 | 20.90 | L | 133142 | 20.90 | L |
| YZ250F | 03 | 133098 | 18.95 | L | 133105 | 18.95 | L | 133121 | 20.90 | L | 133142 | 20.90 | L |
| YZ250F | 04 - 06 | 133098 | 18.95 | L | 133105 | 18.95 | L | 133121 | 20.90 | L | 133146 | 20.90 | L |
| YZ250F | 07 | 133098 | 18.95 | L | 133105 | 18.95 | L | 133126 | 20.90 | L | 133146 | 20.90 | L |
| YZ250F | 08 - 15 | 133102 | 18.95 | L | 133105 | 18.95 | L | 133126 | 20.90 | L | 133146 | 20.90 | L |
| YZ250F | 16 | 133102 | 18.95 | L | 133105 | 18.95 | L | 133126 | 20.90 | L | | | |
| YZ250FX | 15 | 133102 | 18.95 | L | 133105 | 18.95 | L | | | | 133146 | 20.90 | L |
| YZ250X | 16 | 133102 | 18.95 | L | 133105 | 18.95 | L | 133126 | 20.90 | L | 133146 | 20.90 | L |
| WR400F | 98 | 133103 | 18.95 | L | 133001 | 18.95 | L | 133121 | 20.90 | L | 133149 | 20.90 | L |
| WR400F | 99 | 133103 | 18.95 | L | 133001 | 18.95 | L | 133121 | 20.90 | L | 133142 | 20.90 | L |
| WR400F | 00 | 133103 | 18.95 | L | 133002 | 18.95 | L | 133121 | 20.90 | L | 133142 | 20.90 | L |
| YZ400F | 98 | 133103 | 18.95 | L | 133001 | 18.95 | L | 133121 | 20.90 | L | | | |
| YZ400F | 99 | 133103 | 18.95 | L | 133001 | 18.95 | L | 133121 | 20.90 | L | 133120 | 20.90 | L |

- accessories
- body
- handlebar & grips
- cables & levers
- exhaust
- engine
- fuel & intake
- electrical & ignition
- clutch
- drive
- bearings
- brakes**
- steering & suspension
- tires
- tools & shop

BRAKES

ALL BALLS RACING BRAKE MECHANISM REBUILD KITS

| MODEL | YEARS | MASTER CYLINDER REBUILD KIT - FRONT | | | MASTER CYLINDER REBUILD KIT - REAR | | | CALIPER REBUILD KIT - FRONT | | | CALIPER REBUILD KIT - REAR | | |
|-------------------------|---------|-------------------------------------|-------|---|------------------------------------|-------|---|-----------------------------|-------|---|----------------------------|-------|---|
| YAMAHA CONTINUED | | | | | | | | | | | | | |
| WR426F | 01 - 02 | 133098 | 18.95 | L | 133002 | 18.95 | L | 133121 | 20.90 | L | 133120 | 20.90 | L |
| YZ426F | 00 | 133103 | 18.95 | L | 133002 | 18.95 | L | 133121 | 20.90 | L | 133120 | 20.90 | L |
| YZ426F | 01 - 02 | 133098 | 18.95 | L | 133002 | 18.95 | L | 133121 | 20.90 | L | 133120 | 20.90 | L |
| WR450F | 03 - 15 | 133098 | 18.95 | L | 133105 | 18.95 | L | 133121 | 20.90 | L | 133146 | 20.90 | L |
| YZ450F | 03 - 07 | 133098 | 18.95 | L | 133105 | 18.95 | L | 133121 | 20.90 | L | 133146 | 20.90 | L |
| YZ450F | 08 - 15 | 133102 | 18.95 | L | 133105 | 18.95 | L | 133126 | 20.90 | L | 133146 | 20.90 | L |
| YZ450F | 16 | 133102 | 18.95 | L | 133105 | 18.95 | L | 133126 | 20.90 | L | | | |
| YZ490 | 85 - 90 | 132887 | 18.95 | L | | | | 133129 | 20.90 | L | | | |
| WR500 | 92 - 93 | 132891 | 18.95 | L | 133002 | 18.95 | L | 133125 | 20.90 | L | | | |
| XT600 | 90 - 95 | 132883 | 18.95 | L | 133002 | 18.95 | L | | | | | | |
| XT600 (SA) | 96 - 02 | 132883 | 18.95 | L | 133002 | 18.95 | L | | | | | | |



DIRT BIKE STAINLESS STEEL BRAKE LINES

- Stainless steel brake lines create better brake response than rubber lines
- Stainless steel lines are sleeved (clear or colors) for a smooth finish



| | | FRONT | | | REAR | | |
|--------------------|-------|--------|--------|-------|------|--|--|
| HONDA | | | | | | | |
| XR650R | 00-06 | 772314 | 54.50 | B | --- | | |
| KAWASAKI | | | | | | | |
| KX 450F | 06 | --- | 772424 | 42.50 | B | | |
| SUZUKI | | | | | | | |
| RM 125/250 | 96-03 | 772613 | 63.95 | H | --- | | |
| RM 125/250 | 04-06 | --- | --- | --- | | | |
| RMZ 250 | 04-06 | --- | 772622 | 42.50 | B | | |
| RM 450 | 05-06 | --- | 772622 | 42.50 | B | | |
| YAMAHA | | | | | | | |
| YZ 125/250/400/426 | 98-02 | --- | 772721 | 42.50 | B | | |





BRAKE RESERVOIR KITS

- The Brake Reservoir Kits are 6061 CNC Machined for precise fit and seal.
- Each piece has been Mag treated and laser engraved.
- Available for late model bikes in Mag, Blue, Red colors



Blue



Mag



Red

- accessories
- body
- handlebar & grips
- cables & levers
- exhaust
- engine
- fuel & intake
- electrical & ignition
- clutch
- drive
- bearings
- brakes**
- steering & suspension
- tires
- tools & shop

| MODEL & YEAR | COLOR | BRAKE RESERVOIR KIT | | |
|---|-------|---------------------|-------|---|
| YAMAHA | | | | |
| YZ125/250 03-07, YZ250F03-06, YZ426/450F 03-07, WR250F/450F 03-16 | BLUE | 466030 | 49.95 | G |
| YZ125/250 03-07, YZ250F03-06, YZ426/450F 03-07, WR250F/450F 03-16 | RED | 466031 | 49.95 | G |
| YZ125/250 03-07, YZ250F03-06, YZ426/450F 03-07, WR250F/450F 03-16 | MAG | 466037 | 49.95 | G |
| YZ125/250 08-16, YZ250F 07-16, YZ450F 08-16 | BLUE | 466032 | 49.95 | G |
| YZ125/250 08-16, YZ250F 07-16, YZ450F 08-16 | RED | 466033 | 49.95 | G |
| YZ125/250 08-16, YZ250F 07-16, YZ450F 08-16 | MAG | 466034 | 49.95 | G |
| HONDA | | | | |
| CR150R 07-16, CR125/250 02-07, CRF250R/250X 04-16, CRF450R/450X 04-16 | RED | 466035 | 49.95 | G |
| CR150R 07-16, CR125/250 02-07, CRF250R/250X 04-16, CRF450R/450X 04-16 | BLUE | 466036 | 49.95 | G |
| CR150R 07-16, CR125/250 02-07, CRF250R/250X 04-16, CRF450R/450X 04-16 | MAG | 466038 | 49.95 | G |
| KAWASAKI | | | | |
| KX125 03-08, KX250 03-08, KX250F 04-16, KX450F 06-16, KLX450R 08-12 | MAG | 466039 | 49.95 | G |
| KX125 03-08, KX250 03-08, KX250F 04-16, KX450F 06-16, KLX450R 08-12 | RED | 466040 | 49.95 | G |
| KX125 03-08, KX250 03-08, KX250F 04-16, KX450F 06-16, KLX450R 08-12 | BLUE | 466041 | 49.95 | G |
| SUZUKI | | | | |
| RM125 04-07, RM250 04-08, RMZ250 04-16, RMZ450 05-16, DRZ400 00-16 | MAG | 466042 | 49.95 | G |
| RM125 04-07, RM250 04-08, RMZ250 04-16, RMZ450 05-16, DRZ400 00-16 | RED | 466043 | 49.95 | G |
| RM125 04-07, RM250 04-08, RMZ250 04-16, RMZ450 05-16, DRZ400 00-16 | BLUE | 466044 | 49.95 | G |

BRAKES

- accessories
- body
- handlebar & grips
- cables & levers
- exhaust
- engine
- fuel & intake
- electrical & ignition
- clutch
- drive
- bearings
- brakes**
- steering & suspension
- tires
- tools & shop

IPONE BRAKE CLEANER SPRAY

- Specially formulated to degrease friction parts such as disc brakes, brake pads, clutch plates, disc drums and brake shoes
- Also can be used to clean sticky parts



750 ML 46-750 13.95 A
sold each (12 per case)



IPONE BRAKE FLUID 300

- 100% synthetic is specially developed for competition brake circuits
- Extremely high boiling point (570° F) guarantees a perfect stability of the fluid
- Provides precision at the brake lever and constancy in extreme braking
- Brake 300 Fluid has been tested in G.P. where braking is the most intensive



300 ML 46-512 19.95 A
sold each (12 per case)



MOTION PRO HYDRAULIC BRAKE BLEEDER

- Makes bleeding your brakes a one person job
- Instructions included
- Made in the U.S.A.
- Will not bleed air from a dry system



678143 17.99 E

PJ1 PROFESSIONAL BRAKE CLEANER

Professional Power Brake Cleaner
Attributes:

- Powerful spray
- Cleans and degreases contaminants from brake units
- Evaporates quickly and leaves no residue
- Improves braking performance



13 oz. 909046 10.99 L
sold each (6 per case)



BEL-RAY SUPER DOT 4 BRAKE FLUID

Bel-Ray Super DOT 4 Brake Fluid exceeds FMVSS Sec. 571.116 DOT 4 motor vehicle brake fluid, SAE J1703 and ISO 4925 specifications. Mixes with all fluids meeting DOT 3 or DOT 4 specifications. For use in all drum or disc brake systems and hydraulic clutches, except systems using mineral-based fluids (LHM). Boiling Point: Dry 446°F, Wet 311°F.



355 ML 620155 8.95 J
sold each (12 per case)



BEL-RAY SUPER DOT 5 BRAKE FLUID

Bel-Ray Silicone DOT 5 Brake Fluid exceeds FMVSS Sec. 571.116 DOT 5 silicone base motor vehicle brake fluid specifications. Mixes with all fluids meeting such specifications. DOT 5 brake fluid may not be mixed with DOT 3 and DOT 4. DOT 5 may be used to replace either DOT 3 or DOT 4 if a complete system flush is done. For use in all drum or disc hydraulic brake systems, except systems using mineral-based fluids (LHM). Boiling Point: Dry 500°F, Wet 365°F.



355 ML 620149 15.40 J
sold each (12 per case)



A close-up photograph of a bicycle's front fork and tire. The fork is a vibrant yellow color, and the tire is black with a prominent tread pattern. The background shows a sunset over a landscape with green hills and a body of water. The sky is filled with soft, colorful clouds in shades of orange, yellow, and blue.

STEERING & SUSPENSION

STEERING & SUSPENSION

Factory Connection

THE BEST SUSPENSION. PERIOD.™

REAR SHOCK SPRINGS

- Cold-wound on precision CNC equipment for the ultimate in strength
- Heat-tempered, shot-peened and end ground for durability
- Preset for fatigue resistance
- Wide variety of rates and applications
- Accurate rates and proper fitment assured



SEE THE END OF APPLICATION FOR PRICING

| 3.0KG - 4.9KG | YEAR | 3.0KG | 3.5KG | 3.7KG | 3.8KG | 4.0KG | 4.1KG | 4.2KG | 4.3KG | 4.4KG | 4.5KG | 4.6KG | 4.7KG | 4.8KG | 4.9KG |
|-------------------|-----------------|-------|--------|-------|--------|--------|--------|--------|--------|--------|--------|--------|--------|--------|--------|
| HONDA | | | | | | | | | | | | | | | |
| CR80/85 | 96-07 | ---- | ---- | ---- | 999175 | 999176 | ---- | 999177 | ---- | 999178 | ---- | 999179 | ---- | 999180 | ---- |
| CR80/85EXP | 96-07 | ---- | ---- | ---- | 999175 | 999176 | ---- | 999177 | ---- | 999178 | ---- | 999179 | ---- | 999180 | ---- |
| CR125R 89-07 | 89-07 | ---- | ---- | ---- | ---- | 999029 | ---- | 999030 | ---- | 999031 | ---- | 999032 | ---- | 999033 | ---- |
| CRF150R/150R Exp | 07-09,
12-14 | ---- | ---- | ---- | 999175 | 999176 | ---- | 999177 | ---- | 999178 | ---- | 999179 | ---- | 999180 | ---- |
| CR250R | 89-99 | ---- | ---- | ---- | ---- | 999029 | ---- | 999030 | ---- | 999031 | ---- | 999032 | ---- | 999033 | ---- |
| CR250R | 00-07 | ---- | ---- | ---- | ---- | ---- | 999001 | ---- | 999002 | ---- | 999003 | 999004 | 999005 | 999006 | 999007 |
| CRF250R | 04-13 | ---- | ---- | ---- | ---- | ---- | 999001 | ---- | 999002 | ---- | 999003 | 999004 | 999005 | 999006 | 999007 |
| CRF250R | 14 | ---- | ---- | ---- | ---- | ---- | ---- | ---- | ---- | ---- | 999042 | ---- | 999043 | ---- | 999044 |
| CRF250X | 04-09,
12-13 | ---- | ---- | ---- | ---- | ---- | 999001 | ---- | 999002 | ---- | 999003 | 999004 | 999005 | 999006 | 999007 |
| CRF450R | 02-08 | ---- | ---- | ---- | ---- | ---- | 999001 | ---- | 999002 | ---- | 999003 | 999004 | 999005 | 999006 | 999007 |
| CRF 450R | 09-14 | ---- | ---- | ---- | ---- | ---- | ---- | ---- | ---- | ---- | ---- | ---- | 999047 | ---- | 999048 |
| CRF450X | 05-09,
12-14 | ---- | ---- | ---- | ---- | ---- | 999001 | ---- | 999002 | ---- | 999003 | 999004 | 999005 | 999006 | 999007 |
| CR500 | 92-01 | ---- | ---- | ---- | ---- | 999029 | ---- | 999030 | ---- | 999031 | ---- | 999032 | ---- | 999033 | ---- |
| HUSQVARNA | | | | | | | | | | | | | | | |
| All W/Showa shock | 92-98 | ---- | ---- | ---- | ---- | 999029 | ---- | 999030 | ---- | 999031 | ---- | 999032 | ---- | 999033 | ---- |
| KAWASAKI | | | | | | | | | | | | | | | |
| KX65 | 02-09,
11-14 | ---- | 999171 | ---- | ---- | ---- | ---- | ---- | ---- | ---- | 999172 | ---- | 999173 | ---- | ---- |
| KX80 | 93-00 | ---- | ---- | ---- | 999175 | 999176 | ---- | 999177 | ---- | 999178 | ---- | 999179 | ---- | 999180 | ---- |
| KX80 B.W. | 92-94 | ---- | ---- | ---- | 999175 | 999176 | ---- | 999177 | ---- | 999178 | ---- | 999179 | ---- | 999180 | ---- |
| KX85 | 01-14 | ---- | ---- | ---- | 999175 | 999176 | ---- | 999177 | ---- | 999178 | ---- | 999179 | ---- | 999180 | ---- |
| KX100 | 95-09,
11-14 | ---- | ---- | ---- | 999175 | 999176 | ---- | 999177 | ---- | 999178 | ---- | 999179 | ---- | 999180 | ---- |
| KX125 | 88-05 | ---- | ---- | ---- | ---- | 999029 | ---- | 999030 | ---- | 999031 | ---- | 999032 | ---- | 999033 | ---- |
| KDX200 | 89-06 | ---- | ---- | ---- | ---- | 999029 | ---- | 999030 | ---- | 999031 | ---- | 999032 | ---- | 999033 | ---- |
| KDX220 | 97-05 | ---- | ---- | ---- | ---- | 999029 | ---- | 999030 | ---- | 999031 | ---- | 999032 | ---- | 999033 | ---- |
| KDX250 | 91-94 | ---- | ---- | ---- | ---- | 999029 | ---- | 999030 | ---- | 999031 | ---- | 999032 | ---- | 999033 | ---- |
| KX250 | 88-07 | ---- | ---- | ---- | ---- | 999029 | ---- | 999030 | ---- | 999031 | ---- | 999032 | ---- | 999033 | ---- |
| KX250F | 04-05 | ---- | ---- | ---- | ---- | 999029 | ---- | 999030 | ---- | 999031 | ---- | 999032 | ---- | 999033 | ---- |
| KX250F | 06-14 | ---- | ---- | ---- | ---- | ---- | 999001 | ---- | 999002 | ---- | 999003 | 999004 | 999005 | 999006 | 999007 |
| KLX400 | 03 | ---- | ---- | ---- | ---- | ---- | 999001 | ---- | 999002 | ---- | 999003 | 999004 | 999005 | 999006 | 999007 |
| KLX450R | 08-09 | ---- | ---- | ---- | ---- | 999029 | ---- | 999030 | ---- | 999031 | ---- | 999032 | ---- | 999033 | ---- |
| KX450F | 06-08 | ---- | ---- | ---- | ---- | 999029 | ---- | 999030 | ---- | 999031 | ---- | 999032 | ---- | 999033 | ---- |
| KX450F | 09-14 | ---- | ---- | ---- | ---- | ---- | ---- | ---- | ---- | ---- | ---- | ---- | 999047 | ---- | 999048 |
| KX500 | 88-04 | ---- | ---- | ---- | ---- | 999029 | ---- | 999030 | ---- | ---- | ---- | 999032 | ---- | 999033 | ---- |
| KTM | | | | | | | | | | | | | | | |
| 50 SX pro senior | 03-05 | ---- | ---- | ---- | ---- | ---- | ---- | ---- | ---- | ---- | ---- | ---- | ---- | ---- | ---- |
| 50 SX | 06-11 | ---- | ---- | ---- | ---- | ---- | ---- | ---- | ---- | ---- | ---- | ---- | ---- | ---- | ---- |

STEERING & SUSPENSION

REAR SHOCK SPRINGS CONTINUED SEE THE END OF APPLICATION FOR PRICING

| 3.0KG - 4.9KG | YEAR | 3.0KG | 3.5KG | 3.7KG | 3.8KG | 4.0KG | 4.1KG | 4.2KG | 4.3KG | 4.4KG | 4.5KG | 4.6KG | 4.7KG | 4.8KG | 4.9KG |
|-----------------------------|-----------------|--------|--------|--------|--------|--------|--------|--------|--------|--------|--------|--------|--------|--------|--------|
| KTM CONTINUED | | | | | | | | | | | | | | | |
| 65 SX | 98-14 | 999170 | 999171 | ---- | ---- | ---- | ---- | ---- | ---- | ---- | 999172 | ---- | 999173 | ---- | ---- |
| 65 XC | 08-09 | 999170 | 999171 | ---- | ---- | ---- | ---- | ---- | ---- | ---- | 999172 | ---- | 999173 | ---- | ---- |
| 85 SX | 03-09,
11-14 | 999161 | ---- | 999162 | ---- | 999163 | ---- | ---- | ---- | ---- | 999164 | ---- | ---- | ---- | ---- |
| 85 XC | 08-09 | 999161 | ---- | 999162 | ---- | 999163 | ---- | ---- | ---- | ---- | 999164 | ---- | ---- | ---- | ---- |
| 105 SX | 04,
06-11 | 999161 | ---- | 999162 | ---- | 999163 | ---- | ---- | ---- | ---- | 999164 | ---- | ---- | ---- | ---- |
| 105 XC | 08-09 | 999161 | ---- | 999162 | ---- | 999163 | ---- | ---- | ---- | ---- | 999164 | ---- | ---- | ---- | ---- |
| 125 SX | 12-14 | ---- | ---- | ---- | ---- | ---- | ---- | ---- | ---- | ---- | ---- | 999021 | ---- | ---- | 999022 |
| 150 SX | 12-14 | ---- | ---- | ---- | ---- | ---- | ---- | ---- | ---- | ---- | ---- | 999021 | ---- | ---- | 999022 |
| 150 XC | 12-14 | ---- | ---- | ---- | ---- | ---- | ---- | ---- | ---- | ---- | ---- | 999021 | ---- | ---- | 999022 |
| 250 SX | 12-14 | ---- | ---- | ---- | ---- | ---- | ---- | ---- | ---- | ---- | ---- | 999021 | ---- | ---- | 999022 |
| 250 SX-F | 11-14 | ---- | ---- | ---- | ---- | ---- | ---- | ---- | ---- | ---- | ---- | 999021 | ---- | ---- | 999022 |
| 250 XC | 12-14 | ---- | ---- | ---- | ---- | ---- | ---- | ---- | ---- | ---- | ---- | 999021 | ---- | ---- | 999022 |
| 250 XC-F | 12-14 | ---- | ---- | ---- | ---- | ---- | ---- | ---- | ---- | ---- | ---- | 999021 | ---- | ---- | 999022 |
| 300 XC | 12-14 | ---- | ---- | ---- | ---- | ---- | ---- | ---- | ---- | ---- | ---- | 999021 | ---- | ---- | 999022 |
| 350 SX-F | 11-14 | ---- | ---- | ---- | ---- | ---- | ---- | ---- | ---- | ---- | ---- | 999021 | ---- | ---- | 999022 |
| 350 XC-F | 12-14 | ---- | ---- | ---- | ---- | ---- | ---- | ---- | ---- | ---- | ---- | 999021 | ---- | ---- | 999022 |
| 450 SX-F | 13-14 | ---- | ---- | ---- | ---- | ---- | ---- | ---- | ---- | ---- | ---- | 999021 | ---- | ---- | 999022 |
| 450 SX-F Factory
Replica | 12-13 | ---- | ---- | ---- | ---- | ---- | ---- | ---- | ---- | ---- | ---- | 999021 | ---- | ---- | 999022 |
| 450 XC-F | 12-14 | ---- | ---- | ---- | ---- | ---- | ---- | ---- | ---- | ---- | ---- | 999021 | ---- | ---- | 999022 |
| SUZUKI | | | | | | | | | | | | | | | |
| RM65 | 03-05 | ---- | 999171 | ---- | ---- | ---- | ---- | ---- | ---- | ---- | 999172 | ---- | 999173 | ---- | ---- |
| RM85 | 05-09,
12 | ---- | ---- | ---- | 999175 | 999176 | ---- | 999177 | ---- | 999178 | ---- | 999179 | ---- | 999180 | ---- |
| RM100 | 03 | ---- | ---- | ---- | 999175 | 999176 | ---- | 999177 | ---- | 999178 | ---- | 999179 | ---- | 999180 | ---- |
| RM125 | 87-97 | ---- | ---- | ---- | ---- | 999029 | ---- | 999030 | ---- | 999031 | ---- | 999032 | ---- | 999033 | ---- |
| RM125 | 98-07 | ---- | ---- | ---- | ---- | ---- | 999001 | ---- | 999002 | ---- | 999003 | 999004 | 999005 | 999006 | 999007 |
| RM250 | 87-97,
01-03 | ---- | ---- | ---- | ---- | 999029 | ---- | 999030 | ---- | 999031 | ---- | 999032 | ---- | 999033 | ---- |
| RM250 | 98-00,
04-08 | ---- | ---- | ---- | ---- | ---- | 999001 | ---- | 999002 | ---- | 999003 | 999004 | 999005 | 999006 | 999007 |
| RMX250 | 89-98 | ---- | ---- | ---- | ---- | 999029 | ---- | 999030 | ---- | 999031 | ---- | 999032 | ---- | 999033 | ---- |
| RM-Z250 | 04-06 | ---- | ---- | ---- | ---- | 999029 | ---- | 999030 | ---- | 999031 | ---- | 999032 | ---- | 999033 | ---- |
| RM-Z250 | 07-14 | ---- | ---- | ---- | ---- | ---- | 999001 | ---- | 999002 | ---- | 999003 | 999004 | 999005 | 999006 | 999007 |
| DRZ400E | 00-07 | ---- | ---- | ---- | ---- | ---- | 999001 | ---- | 999002 | ---- | 999003 | 999004 | 999005 | 999006 | 999007 |
| RM-Z450 | 05-14 | ---- | ---- | ---- | ---- | ---- | 999001 | ---- | 999002 | ---- | 999003 | 999004 | 999005 | 999006 | 999007 |
| YAMAHA | | | | | | | | | | | | | | | |
| YZ80/85 | 93-14 | ---- | ---- | ---- | ---- | 999176 | ---- | 999177 | ---- | 999178 | ---- | 999179 | ---- | 999180 | ---- |
| YZ125 | 89-14 | ---- | ---- | ---- | ---- | 999029 | ---- | 999030 | ---- | 999031 | ---- | 999032 | ---- | 999033 | ---- |
| WR250 | 89-97 | ---- | ---- | ---- | ---- | 999029 | ---- | 999030 | ---- | 999031 | ---- | 999032 | ---- | 999033 | ---- |
| WR250F | 01-09,
11-13 | ---- | ---- | ---- | ---- | 999029 | ---- | 999030 | ---- | 999031 | ---- | 999032 | ---- | 999033 | ---- |
| YZ250 | 89-14 | ---- | ---- | ---- | ---- | 999029 | ---- | 999030 | ---- | 999031 | ---- | 999032 | ---- | 999033 | ---- |
| YZ250F | 01-13 | ---- | ---- | ---- | ---- | 999029 | ---- | 999030 | ---- | 999031 | ---- | 999032 | ---- | 999033 | ---- |
| WR400F | 98-00 | ---- | ---- | ---- | ---- | 999029 | ---- | 999030 | ---- | 999031 | ---- | 999032 | ---- | 999033 | ---- |
| YZ400F | 98-99 | ---- | ---- | ---- | ---- | 999029 | ---- | 999030 | ---- | 999031 | ---- | 999032 | ---- | 999033 | ---- |
| WR426F | 01-02 | ---- | ---- | ---- | ---- | 999029 | ---- | 999030 | ---- | 999031 | ---- | 999032 | ---- | 999033 | ---- |
| YZ426F | 00-02 | ---- | ---- | ---- | ---- | 999029 | ---- | 999030 | ---- | 999031 | ---- | 999032 | ---- | 999033 | ---- |
| WR450F | 03-09,
11-14 | ---- | ---- | ---- | ---- | 999029 | ---- | 999030 | ---- | 999031 | ---- | 999032 | ---- | 999033 | ---- |
| YZ450F | 03-09 | ---- | ---- | ---- | ---- | 999029 | ---- | 999030 | ---- | 999031 | ---- | 999032 | ---- | 999033 | ---- |
| YZ450F | 10-14 | ---- | ---- | ---- | ---- | ---- | ---- | ---- | ---- | ---- | ---- | 999047 | ---- | 999048 | ---- |
| WR500 | 92-93 | ---- | ---- | ---- | ---- | 999029 | ---- | 999030 | ---- | 999031 | ---- | 999032 | ---- | 999033 | ---- |

- accessories
- body
- handlebar & grips
- cables & levers
- exhaust
- engine
- fuel & intake
- electrical & ignition
- clutch
- drive
- bearings
- brakes
- steering & suspension
- tires
- tools & shop

STEERING & SUSPENSION

REAR SHOCK SPRINGS CONTINUED SEE THE END OF APPLICATION FOR PRICING

| | 5.0KG - 6.7KG | YEAR | 5.0KG | 5.1KG | 5.2KG | 5.3KG | 5.4KG | 5.5KG | 5.6KG | 5.7KG | 5.8KG | 5.9KG | 6.0KG | 6.1KG | 6.3KG | 6.4KG |
|--------------------------|-----------------|--------|--------|--------|--------|--------|--------|--------|--------|--------|--------|--------|--------|--------|--------|-------|
| HONDA | | | | | | | | | | | | | | | | |
| CR80/85 | 96-07 | 999181 | ---- | 999182 | ---- | 999183 | ---- | 999184 | ---- | 999185 | ---- | ---- | ---- | ---- | ---- | ---- |
| CR80/85EXP | 96-07 | 999181 | ---- | 999182 | ---- | 999183 | ---- | 999184 | ---- | 999185 | ---- | ---- | ---- | ---- | ---- | ---- |
| CR125R 89-07 | 89-07 | 999034 | ---- | 999035 | ---- | 999036 | ---- | 999037 | ---- | 999038 | ---- | 999039 | ---- | 999040 | ---- | ---- |
| CRF150R/150R Exp | 07-09,
12-14 | 999181 | ---- | 999182 | ---- | 999183 | ---- | 999184 | ---- | 999185 | ---- | ---- | ---- | ---- | ---- | ---- |
| CR250R | 89-99 | 999034 | ---- | 999035 | ---- | 999036 | ---- | 999037 | ---- | 999038 | ---- | 999039 | ---- | 999040 | ---- | ---- |
| CR250R | 00-07 | 999008 | 999009 | 999010 | 999011 | 999012 | 999013 | 999014 | 999015 | 999016 | 999017 | ---- | 999018 | 999019 | ---- | ---- |
| CRF250R | 04-13 | 999008 | 999009 | 999010 | 999011 | 999012 | 999013 | 999014 | 999015 | 999016 | 999017 | ---- | 999018 | 999019 | ---- | ---- |
| CRF250R | 14 | ---- | 999045 | ---- | ---- | ---- | 999046 | ---- | ---- | ---- | ---- | ---- | ---- | ---- | ---- | ---- |
| CRF250X | 04-09,
12-13 | 999008 | 999009 | 999010 | 999011 | 999012 | 999013 | 999014 | 999015 | 999016 | 999017 | ---- | 999018 | 999019 | ---- | ---- |
| CRF450R | 02-08 | 999008 | 999009 | 999010 | 999011 | 999012 | 999013 | 999014 | 999015 | 999016 | 999017 | ---- | 999018 | 999019 | ---- | ---- |
| CRF 450R | 09-14 | ---- | 999049 | ---- | 999050 | ---- | 999051 | ---- | 999052 | ---- | 999053 | ---- | 999054 | 999055 | ---- | ---- |
| CRF450X | 05-09,
12-14 | 999008 | 999009 | 999010 | 999011 | 999012 | 999013 | 999014 | 999015 | 999016 | 999017 | ---- | 999018 | 999019 | ---- | ---- |
| CR500 | 92-01 | 999034 | ---- | 999035 | ---- | 999036 | ---- | 999037 | ---- | 999038 | ---- | 999039 | ---- | 999040 | ---- | ---- |
| HUSQVARNA | | | | | | | | | | | | | | | | |
| All W/Showa shock | 92-98 | 999034 | ---- | 999035 | ---- | 999036 | ---- | 999037 | ---- | 999038 | ---- | 999039 | ---- | 999040 | ---- | ---- |
| KAWASAKI | | | | | | | | | | | | | | | | |
| KX65 | 02-09,
11-14 | ---- | 999174 | ---- | ---- | ---- | ---- | ---- | ---- | ---- | ---- | ---- | ---- | ---- | ---- | ---- |
| KX80 | 93-00 | 999181 | ---- | 999182 | ---- | 999183 | ---- | 999184 | ---- | 999185 | ---- | ---- | ---- | ---- | ---- | ---- |
| KX80 B.W. | 92-94 | 999181 | ---- | 999182 | ---- | 999183 | ---- | 999184 | ---- | 999185 | ---- | ---- | ---- | ---- | ---- | ---- |
| KX85 | 01-14 | 999181 | ---- | 999182 | ---- | 999183 | ---- | 999184 | ---- | 999185 | ---- | ---- | ---- | ---- | ---- | ---- |
| KX100 | 95-09,
11-14 | 999181 | ---- | 999182 | ---- | 999183 | ---- | 999184 | ---- | 999185 | ---- | ---- | ---- | ---- | ---- | ---- |
| KX125 | 88-05 | 999034 | ---- | 999035 | ---- | 999036 | ---- | 999037 | ---- | 999038 | ---- | 999039 | ---- | 999040 | ---- | ---- |
| KDX200 | 89-06 | 999034 | ---- | 999035 | ---- | 999036 | ---- | 999037 | ---- | 999038 | ---- | 999039 | ---- | 999040 | ---- | ---- |
| KDX220 | 97-05 | 999034 | ---- | 999035 | ---- | 999036 | ---- | 999037 | ---- | 999038 | ---- | 999039 | ---- | 999040 | ---- | ---- |
| KDX250 | 91-94 | 999034 | ---- | 999035 | ---- | 999036 | ---- | 999037 | ---- | 999038 | ---- | 999039 | ---- | 999040 | ---- | ---- |
| KX250 | 88-07 | 999034 | ---- | 999035 | ---- | 999036 | ---- | 999037 | ---- | 999038 | ---- | 999039 | ---- | 999040 | ---- | ---- |
| KX250F | 04-05 | 999034 | ---- | 999035 | ---- | 999036 | ---- | 999037 | ---- | 999038 | ---- | 999039 | ---- | 999040 | ---- | ---- |
| KX250F | 06-14 | 999008 | 999009 | 999010 | 999011 | 999012 | 999013 | 999014 | 999015 | 999016 | 999017 | ---- | 999018 | 999019 | ---- | ---- |
| KLX400 | 03 | 999008 | 999009 | 999010 | 999011 | 999012 | 999013 | 999014 | 999015 | 999016 | 999017 | ---- | 999018 | 999019 | ---- | ---- |
| KLX450R | 08-09 | 999034 | ---- | 999035 | ---- | 999036 | ---- | 999037 | ---- | 999038 | ---- | 999039 | ---- | 999040 | ---- | ---- |
| KX450F | 06-08 | 999034 | ---- | 999035 | ---- | 999036 | ---- | 999037 | ---- | 999038 | ---- | 999039 | ---- | 999040 | ---- | ---- |
| KX450F | 09-14 | ---- | 999049 | ---- | 999050 | ---- | 999051 | ---- | 999052 | ---- | 999053 | ---- | 999054 | 999055 | ---- | ---- |
| KX500 | 88-04 | 999034 | ---- | 999035 | ---- | 999036 | ---- | 999037 | ---- | 999038 | ---- | 999039 | ---- | 999040 | ---- | ---- |
| KTM | | | | | | | | | | | | | | | | |
| 65 SX | 98-14 | ---- | 999174 | ---- | ---- | ---- | ---- | ---- | ---- | ---- | ---- | ---- | ---- | ---- | ---- | ---- |
| 65 XC | 08-09 | ---- | 999174 | ---- | ---- | ---- | ---- | ---- | ---- | ---- | ---- | ---- | ---- | ---- | ---- | ---- |
| 85 SX | 03-09,
11-14 | 999165 | ---- | ---- | ---- | ---- | ---- | ---- | ---- | ---- | ---- | ---- | ---- | ---- | ---- | ---- |
| 85 XC | 08-09 | 999165 | ---- | ---- | ---- | ---- | ---- | ---- | ---- | ---- | ---- | ---- | ---- | ---- | ---- | ---- |
| 105 SX | 04,
06-11 | 999165 | ---- | ---- | ---- | ---- | ---- | ---- | ---- | ---- | ---- | ---- | ---- | ---- | ---- | ---- |
| 105 XC | 08-09 | 999165 | ---- | ---- | ---- | ---- | ---- | ---- | ---- | ---- | ---- | ---- | ---- | ---- | ---- | ---- |
| 125 SX | 12-14 | ---- | ---- | 999023 | ---- | ---- | 999024 | ---- | ---- | 999025 | ---- | ---- | 999026 | ---- | 999027 | |
| 150 SX | 12-14 | ---- | ---- | 999023 | ---- | ---- | 999024 | ---- | ---- | 999025 | ---- | ---- | 999026 | ---- | 999027 | |
| 150 XC | 12-14 | ---- | ---- | 999023 | ---- | ---- | 999024 | ---- | ---- | 999025 | ---- | ---- | 999026 | ---- | 999027 | |
| 250 SX | 12-14 | ---- | ---- | 999023 | ---- | ---- | 999024 | ---- | ---- | 999025 | ---- | ---- | 999026 | ---- | 999027 | |
| 250 SX-F | 11-14 | ---- | ---- | 999023 | ---- | ---- | 999024 | ---- | ---- | 999025 | ---- | ---- | 999026 | ---- | 999027 | |
| 250 XC | 12-14 | ---- | ---- | 999023 | ---- | ---- | 999024 | ---- | ---- | 999025 | ---- | ---- | 999026 | ---- | 999027 | |
| 250 XC-F | 12-14 | ---- | ---- | 999023 | ---- | ---- | 999024 | ---- | ---- | 999025 | ---- | ---- | 999026 | ---- | 999027 | |
| 300 XC | 12-14 | ---- | ---- | 999023 | ---- | ---- | 999024 | ---- | ---- | 999025 | ---- | ---- | 999026 | ---- | 999027 | |
| 350 SX-F | 11-14 | ---- | ---- | 999023 | ---- | ---- | 999024 | ---- | ---- | 999025 | ---- | ---- | 999026 | ---- | 999027 | |
| 350 XC-F | 12-14 | ---- | ---- | 999023 | ---- | ---- | 999024 | ---- | ---- | 999025 | ---- | ---- | 999026 | ---- | 999027 | |
| 450 SX-F | 13-14 | ---- | ---- | 999023 | ---- | ---- | 999024 | ---- | ---- | 999025 | ---- | ---- | 999026 | ---- | 999027 | |
| 450 SX-F Factory Replica | 12-13 | ---- | ---- | 999023 | ---- | ---- | 999024 | ---- | ---- | 999025 | ---- | ---- | 999026 | ---- | 999027 | |
| 450 XC-F | 12-14 | ---- | ---- | 999023 | ---- | ---- | 999024 | ---- | ---- | 999025 | ---- | ---- | 999026 | ---- | 999027 | |

REAR SHOCK SPRINGS CONTINUED SEE THE END OF APPLICATION FOR PRICING

| 5.0KG - 6.7KG | YEAR | 5.0KG | 5.1KG | 5.2KG | 5.3KG | 5.4KG | 5.5KG | 5.6KG | 5.7KG | 5.8KG | 5.9KG | 6.0KG | 6.1KG | 6.3KG | 6.4KG |
|---------------|--------------|--------|--------|--------|--------|--------|--------|--------|--------|--------|--------|--------|--------|--------|-------|
| SUZUKI | | | | | | | | | | | | | | | |
| RM65 | 03-05 | ---- | 999174 | ---- | ---- | ---- | ---- | ---- | ---- | ---- | ---- | ---- | ---- | ---- | ---- |
| RM85 | 05-09, 12 | 999181 | ---- | 999182 | ---- | 999183 | ---- | 999184 | ---- | 999185 | ---- | ---- | ---- | ---- | ---- |
| RM100 | 03 | 999181 | ---- | 999182 | ---- | 999183 | ---- | 999184 | ---- | 999185 | ---- | ---- | ---- | ---- | ---- |
| RM125 | 87-97 | 999034 | ---- | 999035 | ---- | 999036 | ---- | 999037 | ---- | 999038 | ---- | 999039 | ---- | 999040 | ---- |
| RM125 | 98-07 | 999008 | 999009 | 999010 | 999011 | 999012 | 999013 | 999014 | 999015 | 999016 | 999017 | ---- | 999018 | 999019 | ---- |
| RM250 | 87-97, 01-03 | 999034 | ---- | 999035 | ---- | 999036 | ---- | 999037 | ---- | 999038 | ---- | 999039 | ---- | 999040 | ---- |
| RM250 | 98-00, 04-08 | 999008 | 999009 | 999010 | 999011 | 999012 | 999013 | 999014 | 999015 | 999016 | 999017 | ---- | 999018 | 999019 | ---- |
| RMX250 | 89-98 | 999034 | ---- | 999035 | ---- | 999036 | ---- | 999037 | ---- | 999038 | ---- | 999039 | ---- | 999040 | ---- |
| RM-Z250 | 04-06 | 999034 | ---- | 999035 | ---- | 999036 | ---- | 999037 | ---- | 999038 | ---- | 999039 | ---- | 999040 | ---- |
| RM-Z250 | 07-14 | 999008 | 999009 | 999010 | 999011 | 999012 | 999013 | 999014 | 999015 | 999016 | 999017 | ---- | 999018 | 999019 | ---- |
| DRZ400E | 00-07 | 999008 | 999009 | 999010 | 999011 | 999012 | 999013 | 999014 | 999015 | 999016 | 999017 | ---- | 999018 | 999019 | ---- |
| RM-Z450 | 05-14 | 999008 | 999009 | 999010 | 999011 | 999012 | 999013 | 999014 | 999015 | 999016 | 999017 | ---- | 999018 | 999019 | ---- |

| | | | | | | | | | | | | | | | |
|---------------|--------------|--------|--------|--------|--------|--------|--------|--------|--------|--------|--------|--------|--------|--------|------|
| YAMAHA | | | | | | | | | | | | | | | |
| YZ80/85 | 93-14 | 999181 | ---- | 999182 | ---- | 999183 | ---- | 999184 | ---- | 999185 | ---- | ---- | ---- | ---- | ---- |
| YZ125 | 89-14 | 999034 | ---- | 999035 | ---- | 999036 | ---- | 999037 | ---- | 999038 | ---- | 999039 | ---- | 999040 | ---- |
| WR250 | 89-97 | 999034 | ---- | 999035 | ---- | 999036 | ---- | 999037 | ---- | 999038 | ---- | 999039 | ---- | 999040 | ---- |
| WR250F | 01-09, 11-13 | 999034 | ---- | 999035 | ---- | 999036 | ---- | 999037 | ---- | 999038 | ---- | 999039 | ---- | 999040 | ---- |
| YZ250 | 89-14 | 999034 | ---- | 999035 | ---- | 999036 | ---- | 999037 | ---- | 999038 | ---- | 999039 | ---- | 999040 | ---- |
| YZ250F | 01-13 | 999034 | ---- | 999035 | ---- | 999036 | ---- | 999037 | ---- | 999038 | ---- | 999039 | ---- | 999040 | ---- |
| WR400F | 98-00 | 999034 | ---- | 999035 | ---- | 999036 | ---- | 999037 | ---- | 999038 | ---- | 999039 | ---- | 999040 | ---- |
| YZ400F | 98-99 | 999034 | ---- | 999035 | ---- | 999036 | ---- | 999037 | ---- | 999038 | ---- | 999039 | ---- | 999040 | ---- |
| WR426F | 01-02 | 999034 | ---- | 999035 | ---- | 999036 | ---- | 999037 | ---- | 999038 | ---- | 999039 | ---- | 999040 | ---- |
| YZ426F | 00-02 | 999034 | ---- | 999035 | ---- | 999036 | ---- | 999037 | ---- | 999038 | ---- | 999039 | ---- | 999040 | ---- |
| WR450F | 03-09, 11-14 | 999034 | ---- | 999035 | ---- | 999036 | ---- | 999037 | ---- | 999038 | ---- | 999039 | ---- | 999040 | ---- |
| YZ450F | 03-09 | 999034 | ---- | 999035 | ---- | 999036 | ---- | 999037 | ---- | 999038 | ---- | 999039 | ---- | 999040 | ---- |
| YZ450F | 10-14 | ---- | 999049 | ---- | 999050 | ---- | 999051 | ---- | 999052 | ---- | 999053 | ---- | 999054 | 999055 | ---- |
| WR500 | 92-93 | 999034 | ---- | 999035 | ---- | 999036 | ---- | 999037 | ---- | 999038 | ---- | 999039 | ---- | 999040 | ---- |

| FACTORY CONNECTION KTM PROGRESSIVE SHOCK SPRINGS | | | | | | |
|---|-------|---------------|----------------|----------------|----------------|--|
| KTM MODEL | YEAR | (5.0KG-7.0KG) | (6.0KG-8.0KG) | (6.5KG-8.3KG) | (7.0KG-9.0KG) | |
| 125 - 530 EXC/MXC/SX/SX-F/XC/
XC-F/XC-W/XCF-W | 98-10 | 999063 | 999062 | 999056 | 999057 | |
| MODEL | YEAR | (7.5KG-9.7KG) | (8.0KG-10.3KG) | (8.5KG-11.0KG) | (9.0KG-11.5KG) | |
| 250 - 530 EXC/SX/XC/XC-W/XCF-W | 11 | 999058 | 999059 | 999060 | 999061 | |
| 200 - 500 EXC/EXC-F/XCF-W/XC-W | 12-14 | 999058 | 999059 | 999060 | 999061 | |



Factory Connection engineers and creates our own spring designs to our own industry leading standards.

Factory Connection Shock springs fitment to each shock body is the absolute best in the industry. The highest tensile strength commercial grade silicone spring wire is pre-inspected.

Our springs are manufactured on precision CNC equipment and the best shot peening machines are utilized to improve spring stress and spring longevity. We have tested some of our Shock springs up to 500,000 cycles for durability which exceeds the OEM industry standard of 200,000 cycles. Each spring series must pass a rigorous 11 category Quality Assurance inspection process before they are approved for sale. We regularly review, test and re-design our springs to insure their overall fitment, stress levels and quality to provide the best performing and longest lasting spring available.

- accessories
- body
- handlebar & grips
- cables & levers
- exhaust
- engine
- fuel & intake
- electrical & ignition
- clutch
- drive
- bearings
- brakes
- steering & suspension
- tires
- tools & shop

STEERING & SUSPENSION

Factory Connection

THE BEST SUSPENSION. PERIOD.™

FRONT FORK SPRINGS

- Cold-wound on precision CNC equipment for the ultimate in strength
- Heat-tempered, shot-peened and end ground for durability
- Preset for fatigue resistance
- Wide variety of rates and applications
- Accurate rates and proper fitment assured



SEE THE END OF APPLICATION FOR PRICING

| .26KG - .39KG | YEAR | .26kg | .27kg | .28kg | .29kg | .30kg | .31kg | .32kg | .33kg | .34kg | .36kg | .37kg | .38kg | .39kg |
|------------------|---------------------|--------|-------|-------|-------|--------|-------|--------|-------|--------|--------|-------|--------|-------|
| HONDA | | | | | | | | | | | | | | |
| CR80/85 | 96-07 | 999065 | ---- | ---- | ---- | 999066 | ---- | 999067 | ---- | 999068 | 999069 | ---- | 999070 | ---- |
| CR80/85EXP | 96-07 | 999065 | ---- | ---- | ---- | 999066 | ---- | 999067 | ---- | 999068 | 999069 | ---- | 999070 | ---- |
| CRF150R/150R Exp | 07-09, 12-16 | 999065 | ---- | ---- | ---- | 999066 | ---- | 999067 | ---- | 999068 | 999069 | ---- | 999070 | ---- |
| CR250R | 97-07 | ---- | ---- | ---- | ---- | ---- | ---- | ---- | ---- | ---- | ---- | ---- | 999131 | ---- |
| CRF250R | 04-09 | ---- | ---- | ---- | ---- | ---- | ---- | ---- | ---- | ---- | ---- | ---- | 999131 | ---- |
| CRF250X | 04-09, 12-13, 15-16 | ---- | ---- | ---- | ---- | ---- | ---- | ---- | ---- | ---- | ---- | ---- | 999131 | ---- |
| CRF450R | 02-08 | ---- | ---- | ---- | ---- | ---- | ---- | ---- | ---- | ---- | ---- | ---- | 999131 | ---- |
| CRF450X | 05-09, 12-16 | ---- | ---- | ---- | ---- | ---- | ---- | ---- | ---- | ---- | ---- | ---- | 999131 | ---- |

| .26KG - .39KG | YEAR | .26kg | .27kg | .28kg | .29kg | .30kg | .31kg | .32kg | .33kg | .34kg | .36kg | .37kg | .38kg | .39kg |
|-----------------|--------------|-------|--------|-------|-------|-------|--------|-------|--------|-------|-------|--------|--------|--------|
| KAWASAKI | | | | | | | | | | | | | | |
| KX65 | 02-09, 11-16 | ---- | ---- | ---- | ---- | ---- | 999064 | ---- | ---- | ---- | ---- | ---- | ---- | ---- |
| KX80 | 93-00 | ---- | 999076 | ---- | ---- | ---- | 999077 | ---- | 999078 | ---- | ---- | ---- | ---- | ---- |
| KX80 B.W. | 92-94 | ---- | 999076 | ---- | ---- | ---- | 999077 | ---- | 999078 | ---- | ---- | ---- | ---- | ---- |
| KX85 | 01-16 | ---- | 999076 | ---- | ---- | ---- | 999077 | ---- | 999078 | ---- | ---- | ---- | ---- | ---- |
| KX100 | 95-09, 11-16 | ---- | 999076 | ---- | ---- | ---- | 999077 | ---- | 999078 | ---- | ---- | ---- | ---- | ---- |
| KX250F | 06-10 | ---- | ---- | ---- | ---- | ---- | ---- | ---- | ---- | ---- | ---- | ---- | 999131 | ---- |
| KLX450R | 08-09 | ---- | ---- | ---- | ---- | ---- | ---- | ---- | ---- | ---- | ---- | 999095 | ---- | 999096 |
| KX450F | 06 | ---- | ---- | ---- | ---- | ---- | ---- | ---- | ---- | ---- | ---- | ---- | ---- | 999111 |

| .26KG - .39KG | YEAR | .26kg | .27kg | .28kg | .29kg | .30kg | .31kg | .32kg | .33kg | .34kg | .36kg | .37kg | .38kg | .39kg |
|---------------|--------------|-------|--------|--------|-------|-------|--------|--------|-------|-------|-------|-------|-------|--------|
| KTM | | | | | | | | | | | | | | |
| 65 SX | 02-11 | ---- | 999072 | ---- | ---- | ---- | 999073 | ---- | ---- | ---- | ---- | ---- | ---- | ---- |
| 65 XC | 08-09 | ---- | 999072 | ---- | ---- | ---- | 999073 | ---- | ---- | ---- | ---- | ---- | ---- | ---- |
| 85 SX | 03-09, 11-16 | ---- | ---- | 999074 | ---- | ---- | ---- | 999075 | ---- | ---- | ---- | ---- | ---- | ---- |
| 85 XC | 08-09 | ---- | ---- | 999074 | ---- | ---- | ---- | 999075 | ---- | ---- | ---- | ---- | ---- | ---- |
| 105 SX | 04, 06-11 | ---- | ---- | 999074 | ---- | ---- | ---- | 999075 | ---- | ---- | ---- | ---- | ---- | ---- |
| 105 XC | 08-09 | ---- | ---- | 999074 | ---- | ---- | ---- | 999075 | ---- | ---- | ---- | ---- | ---- | ---- |
| 125 SX | 08-09, 12-14 | ---- | ---- | ---- | ---- | ---- | ---- | ---- | ---- | ---- | ---- | ---- | ---- | 999111 |
| 144 SX | 08 | ---- | ---- | ---- | ---- | ---- | ---- | ---- | ---- | ---- | ---- | ---- | ---- | 999111 |
| 150 SX | 09-14 | ---- | ---- | ---- | ---- | ---- | ---- | ---- | ---- | ---- | ---- | ---- | ---- | 999111 |
| 150 XC | 10-13 | ---- | ---- | ---- | ---- | ---- | ---- | ---- | ---- | ---- | ---- | ---- | ---- | 999111 |
| 250 SX | 08-14 | ---- | ---- | ---- | ---- | ---- | ---- | ---- | ---- | ---- | ---- | ---- | ---- | 999111 |
| 250 SX-F | 08-14 | ---- | ---- | ---- | ---- | ---- | ---- | ---- | ---- | ---- | ---- | ---- | ---- | 999111 |
| 250 XC | 08-13 | ---- | ---- | ---- | ---- | ---- | ---- | ---- | ---- | ---- | ---- | ---- | ---- | 999111 |
| 250 XC-F | 08-09, 11-13 | ---- | ---- | ---- | ---- | ---- | ---- | ---- | ---- | ---- | ---- | ---- | ---- | 999111 |



THE BEST SUSPENSION PERIOD.™

FRONT FORK SPRINGS CONTINUED

SEE THE END OF APPLICATION FOR PRICING

| .26KG - .39KG | YEAR | .26kg | .27kg | .28kg | .29kg | .30kg | .31kg | .32kg | .33kg | .34kg | .36kg | .37kg | .38kg | .39kg |
|----------------------|---------------------------|--------|--------|--------|--------|--------|--------|--------|--------|--------|--------|--------|--------|--------|
| KTM CONTINUED | | | | | | | | | | | | | | |
| 300 XC | 08-13 | ---- | ---- | ---- | ---- | ---- | ---- | ---- | ---- | ---- | ---- | ---- | ---- | 999111 |
| 350 SX-F | 11-14 | ---- | ---- | ---- | ---- | ---- | ---- | ---- | ---- | ---- | ---- | ---- | ---- | 999111 |
| 350 XC-F | 11-13 | ---- | ---- | ---- | ---- | ---- | ---- | ---- | ---- | ---- | ---- | ---- | ---- | 999111 |
| 450 SX-F | 08-14 | ---- | ---- | ---- | ---- | ---- | ---- | ---- | ---- | ---- | ---- | ---- | ---- | 999111 |
| 450 XC-F | 08-09,
13 | ---- | ---- | ---- | ---- | ---- | ---- | ---- | ---- | ---- | ---- | ---- | ---- | 999111 |
| 505 SX-F | 08-09 | ---- | ---- | ---- | ---- | ---- | ---- | ---- | ---- | ---- | ---- | ---- | ---- | 999111 |
| 505 XC-F | 08-09 | ---- | ---- | ---- | ---- | ---- | ---- | ---- | ---- | ---- | ---- | ---- | ---- | 999111 |
| SUZUKI | | | | | | | | | | | | | | |
| RM65 | 03-05 | ---- | ---- | ---- | ---- | ---- | 999064 | ---- | ---- | ---- | ---- | ---- | ---- | ---- |
| RM85 | 02-09,
12,
15-16 | 999065 | ---- | ---- | ---- | 999066 | ---- | 999067 | ---- | 999068 | 999069 | ---- | 999070 | ---- |
| RM100 | 00 03 | ---- | 999076 | ---- | ---- | ---- | 999077 | ---- | 999078 | ---- | ---- | ---- | ---- | ---- |
| RM125 | 04-07 | ---- | ---- | ---- | ---- | ---- | ---- | ---- | ---- | ---- | ---- | ---- | 999131 | ---- |
| RM250 | 04-08 | ---- | ---- | ---- | ---- | ---- | ---- | ---- | ---- | ---- | ---- | ---- | 999131 | ---- |
| RM-Z250 | 07-12 | ---- | ---- | ---- | ---- | ---- | ---- | ---- | ---- | ---- | ---- | ---- | 999131 | ---- |
| RM-Z450 | 05-12 | ---- | ---- | ---- | ---- | ---- | ---- | ---- | ---- | ---- | ---- | ---- | 999131 | ---- |
| YAMAHA | | | | | | | | | | | | | | |
| YZ80/85 | 93-16 | ---- | 999076 | ---- | ---- | ---- | 999077 | ---- | 999078 | ---- | ---- | ---- | ---- | ---- |
| YZ125/250 | 04 | ---- | ---- | ---- | ---- | ---- | ---- | ---- | ---- | ---- | ---- | ---- | 999111 | ---- |
| YZ125 | 06-16 | ---- | ---- | ---- | ---- | ---- | ---- | ---- | ---- | ---- | ---- | 999095 | 999096 | 999096 |
| YZ250 | 06-16 | ---- | ---- | ---- | ---- | ---- | ---- | ---- | ---- | ---- | ---- | 999095 | 999096 | 999096 |
| YZ250F | 04 | ---- | ---- | ---- | ---- | ---- | ---- | ---- | ---- | ---- | ---- | ---- | 999111 | 999111 |
| YZ250F | 06-13 | ---- | ---- | ---- | ---- | ---- | ---- | ---- | ---- | ---- | ---- | 999095 | 999096 | 999096 |
| WR450F | 12-14 | ---- | ---- | ---- | ---- | ---- | ---- | ---- | ---- | ---- | ---- | 999095 | 999096 | 999096 |
| YZ450F | 04 | ---- | ---- | ---- | ---- | ---- | ---- | ---- | ---- | ---- | ---- | ---- | 999111 | 999111 |
| YZ450F | 06-09 | ---- | ---- | ---- | ---- | ---- | ---- | ---- | ---- | ---- | ---- | 999095 | 999096 | 999096 |
| HONDA | | | | | | | | | | | | | | |
| CR80/85 | 96-07 | 999071 | ---- | ---- | ---- | ---- | ---- | ---- | ---- | ---- | ---- | ---- | ---- | ---- |
| CR80/
85EXP | 96-07 | 999071 | ---- | ---- | ---- | ---- | ---- | ---- | ---- | ---- | ---- | ---- | ---- | ---- |
| CR125R
97-00 | 97-00 | ---- | ---- | 999080 | 999081 | ---- | ---- | ---- | ---- | ---- | ---- | ---- | ---- | ---- |
| CRF150R/
150R Exp | 07-09,
12-16 | 999071 | ---- | ---- | ---- | ---- | ---- | ---- | ---- | ---- | ---- | ---- | ---- | ---- |
| CR250R | 0R 96 | ---- | ---- | 999080 | 999081 | ---- | ---- | ---- | ---- | ---- | ---- | ---- | ---- | ---- |
| CR250R | 97-07 | 999132 | 999133 | 999134 | 999135 | 999136 | 999137 | 999138 | 999139 | 999140 | 999141 | 999142 | 999143 | 999143 |
| CRF250R | 04-09 | 999132 | 999133 | 999134 | 999135 | 999136 | 999137 | 999138 | 999139 | 999140 | 999141 | 999142 | 999143 | 999143 |
| CRF250R | 10-14 | 999086 | ---- | 999087 | ---- | 999088 | ---- | 999089 | ---- | 999090 | ---- | ---- | ---- | ---- |
| CRF250X | 04-09,
12-13,
15-16 | 999132 | 999133 | 999134 | 999135 | 999136 | 999137 | 999138 | 999139 | 999140 | 999141 | 999142 | 999143 | 999143 |
| CRF450R | 02-08 | 999132 | 999133 | 999134 | 999135 | 999136 | 999137 | 999138 | 999139 | 999140 | 999141 | 999142 | 999143 | 999143 |
| CRF450R | 09-12 | 999086 | ---- | 999087 | ---- | 999088 | ---- | 999089 | ---- | 999090 | ---- | ---- | ---- | ---- |
| CRF450X | 05-09,
12-16 | 999132 | 999133 | 999134 | 999135 | 999136 | 999137 | 999138 | 999139 | 999140 | 999141 | 999142 | 999143 | 999143 |
| CR500 | 96-01 | ---- | ---- | 999080 | 999081 | ---- | ---- | ---- | ---- | ---- | ---- | ---- | ---- | ---- |

- accessories
- body
- handlebar & grips
- cables & levers
- exhaust
- engine
- fuel & intake
- electrical & ignition
- clutch
- drive
- bearings
- brakes
- steering & suspension
- tires
- tools & shop

STEERING & SUSPENSION

FRONT FORK SPRINGS CONTINUED

SEE THE END OF APPLICATION FOR PRICING

| | | .40KG - .55KG | YEAR | .40kg | .41kg | .42kg | .43kg | .44kg | .45kg | .46kg | .47kg | .48kg | .49kg | .50kg | .51kg | .52kg |
|-----------------|---------------------|---------------|-----------------|--------|--------|--------|--------|--------|--------|--------|--------|--------|--------|--------|-------|--------|
| KAWASAKI | | | | | | | | | | | | | | | | |
| | KX125/250 | | 96-01 | ---- | ---- | 999080 | 999081 | ---- | ---- | ---- | ---- | ---- | ---- | ---- | ---- | ---- |
| | KX125/250 | | 50 02 | ---- | ---- | ---- | 999150 | ---- | 999151 | 999152 | ---- | ---- | 999153 | ---- | ---- | ---- |
| | KX125 | | 03-05 | 999144 | ---- | 999145 | ---- | 999146 | ---- | 999147 | ---- | 999148 | ---- | 999149 | ---- | ---- |
| | KX250 | | 03-07 | 999144 | ---- | 999145 | ---- | 999146 | ---- | 999147 | ---- | 999148 | ---- | 999149 | ---- | ---- |
| | KX250F | | 04-05 | 999144 | ---- | 999145 | ---- | 999146 | ---- | 999147 | ---- | 999148 | ---- | 999149 | ---- | ---- |
| | KX250F | | 06-10 | 999132 | 999133 | 999134 | 999135 | 999136 | 999137 | 999138 | 999139 | 999140 | 999141 | 999142 | ---- | 999143 |
| | KLX400 03 | | 03 | 999155 | ---- | 999156 | ---- | 999157 | ---- | 999158 | ---- | 999159 | ---- | 999160 | ---- | ---- |
| | KLX450R | | 08-09 | ---- | 999097 | ---- | 999098 | ---- | 999099 | 999188 | ---- | 999189 | ---- | 999190 | ---- | ---- |
| | KX450F | | 06 | ---- | 999112 | ---- | 999113 | ---- | 999114 | ---- | 999115 | ---- | 999116 | ---- | ---- | ---- |
| | KX450F | | 07-12 | ---- | ---- | ---- | 999150 | ---- | 999151 | 999152 | ---- | ---- | 999153 | ---- | ---- | ---- |
| | KX500 | | 96-04 | ---- | ---- | 999080 | 999081 | ---- | ---- | ---- | ---- | ---- | ---- | ---- | ---- | ---- |
| KTM | | | | | | | | | | | | | | | | |
| | 125 SX | | 02-06 | 999155 | ---- | 999156 | ---- | 999157 | ---- | 999158 | ---- | 999159 | ---- | 999160 | ---- | ---- |
| | 125 SX | | 07 | ---- | ---- | 999122 | ---- | 999123 | ---- | 999124 | ---- | 999125 | ---- | ---- | ---- | ---- |
| | 125 SX | | 08-09,
12-14 | ---- | 999112 | ---- | 999113 | ---- | 999114 | ---- | 999115 | ---- | 999116 | ---- | ---- | ---- |
| | 125 SX | | 15-16 | ---- | ---- | ---- | 999150 | ---- | 999151 | ---- | ---- | ---- | 999153 | ---- | ---- | ---- |
| | 144 SX | | 07 | ---- | ---- | 999122 | ---- | 999123 | ---- | 999124 | ---- | 999125 | ---- | ---- | ---- | ---- |
| | 144 SX | | 08 | ---- | 999112 | ---- | 999113 | ---- | 999114 | ---- | 999115 | ---- | 999116 | ---- | ---- | ---- |
| | 150 SX | | 09-14 | ---- | 999112 | ---- | 999113 | ---- | 999114 | ---- | 999115 | ---- | 999116 | ---- | ---- | ---- |
| | 150 SX | | 15-16 | ---- | ---- | ---- | 999150 | ---- | 999151 | ---- | ---- | ---- | 999153 | ---- | ---- | ---- |
| | 150 XC | | 10-13 | ---- | 999112 | ---- | 999113 | ---- | 999114 | ---- | 999115 | ---- | 999116 | ---- | ---- | ---- |
| | 150 XC | | 14 | 999144 | ---- | 999145 | ---- | 999146 | ---- | 999147 | ---- | 999148 | ---- | 999149 | ---- | ---- |
| | 200 EXC | | 03-05 | 999155 | ---- | 999156 | ---- | 999157 | ---- | 999158 | ---- | 999159 | ---- | 999160 | ---- | ---- |
| | 200 MXC | | 03 | 999155 | ---- | 999156 | ---- | 999157 | ---- | 999158 | ---- | 999159 | ---- | 999160 | ---- | ---- |
| | 200 SX | | 03-04 | 999155 | ---- | 999156 | ---- | 999157 | ---- | 999158 | ---- | 999159 | ---- | 999160 | ---- | ---- |
| | 200 XC | | 06-07 | 999155 | ---- | 999156 | ---- | 999157 | ---- | 999158 | ---- | 999159 | ---- | 999160 | ---- | ---- |
| | 200 XC | | 08-09 | ---- | ---- | 999122 | ---- | 999123 | ---- | 999124 | ---- | 999125 | ---- | ---- | ---- | ---- |
| | 200 XC-W | | 06-12-
16 | 999155 | ---- | 999156 | ---- | 999157 | ---- | 999158 | ---- | 999159 | ---- | 999160 | ---- | ---- |
| | 250 EXC | | 03-05 | 999155 | ---- | 999156 | ---- | 999157 | ---- | 999158 | ---- | 999159 | ---- | 999160 | ---- | ---- |
| | 250 EXC
-G (RFS) | | 03-05 | 999155 | ---- | 999156 | ---- | 999157 | ---- | 999158 | ---- | 999159 | ---- | 999160 | ---- | ---- |
| | 250 SX | | 02-06 | 999155 | ---- | 999156 | ---- | 999157 | ---- | 999158 | ---- | 999159 | ---- | 999160 | ---- | ---- |
| | 250 SX | | 07 | ---- | ---- | 999122 | ---- | 999123 | ---- | 999124 | ---- | 999125 | ---- | ---- | ---- | ---- |
| | 250 SX | | 08-14 | ---- | 999112 | ---- | 999113 | ---- | 999114 | ---- | 999115 | ---- | 999116 | ---- | ---- | ---- |
| | 250 SX | | 15-16 | ---- | ---- | ---- | 999150 | ---- | 999151 | ---- | ---- | ---- | 999153 | ---- | ---- | ---- |
| | 250 SX-F | | 06 | 999155 | ---- | 999156 | ---- | 999157 | ---- | 999158 | ---- | 999159 | ---- | 999160 | ---- | ---- |
| | 250 SX-F | | 07 | ---- | ---- | 999122 | ---- | 999123 | ---- | 999124 | ---- | 999125 | ---- | ---- | ---- | ---- |
| | 250 SX-F | | 08-14 | ---- | 999112 | ---- | 999113 | ---- | 999114 | ---- | 999115 | ---- | 999116 | ---- | ---- | ---- |
| | 250 SX-F | | 15-16 | ---- | ---- | ---- | 999150 | ---- | 999151 | ---- | ---- | ---- | 999153 | ---- | ---- | ---- |
| | 250 SX
-FFE | | 15 | ---- | ---- | ---- | 999150 | ---- | 999151 | ---- | ---- | ---- | 999153 | ---- | ---- | ---- |
| | 250 XC | | 06-07 | 999155 | ---- | 999156 | ---- | 999157 | ---- | 999158 | ---- | 999159 | ---- | 999160 | ---- | ---- |
| | 250 XC | | 08-13 | ---- | 999112 | ---- | 999113 | ---- | 999114 | ---- | 999115 | ---- | 999116 | ---- | ---- | ---- |
| | .40KG -
.55KG | | YEAR | .40kg | .41kg | .42kg | .43kg | .44kg | .45kg | .46kg | .47kg | .48kg | .49kg | .50kg | .51kg | .52kg |
| | 250 XC | | 14 | 999144 | ---- | 999145 | ---- | 999146 | ---- | 999147 | ---- | 999148 | ---- | 999149 | ---- | ---- |
| | 250 XC | | 15-16 | ---- | ---- | ---- | 999150 | ---- | 999151 | ---- | ---- | ---- | 999153 | ---- | ---- | ---- |
| | 250 XC-F | | 07 | 999155 | ---- | 999156 | ---- | 999157 | ---- | 999158 | ---- | 999159 | ---- | 999160 | ---- | ---- |
| | 250 XC-F | | 08-09,
11-13 | ---- | 999112 | ---- | 999113 | ---- | 999114 | ---- | 999115 | ---- | 999116 | ---- | ---- | ---- |
| | 250 XC-F | | 14 | 999144 | ---- | 999145 | ---- | 999146 | ---- | 999147 | ---- | 999148 | ---- | 999149 | ---- | ---- |
| | 250 XC-F | | 15-16 | ---- | ---- | ---- | 999150 | ---- | 999151 | ---- | ---- | ---- | 999153 | ---- | ---- | ---- |

FRONT FORK SPRINGS CONTINUED

SEE THE END OF APPLICATION FOR PRICING

| .40KG - .55KG | YEAR | .40kg | .41kg | .42kg | .43kg | .44kg | .45kg | .46kg | .47kg | .48kg | .49kg | .50kg | .51kg | .52kg |
|------------------------|-----------|--------|--------|--------|--------|--------|--------|--------|--------|--------|--------|--------|-------|-------|
| KTM CONTINUED | | | | | | | | | | | | | | |
| 250 XC-FW | 07-16 | 999155 | ---- | 999156 | ---- | 999157 | ---- | 999158 | ---- | 999159 | ---- | 999160 | ---- | ---- |
| 250 XC-W | 06-16 | 999155 | ---- | 999156 | ---- | 999157 | ---- | 999158 | ---- | 999159 | ---- | 999160 | ---- | ---- |
| 300 EXC | 03-05 | 999155 | ---- | 999156 | ---- | 999157 | ---- | 999158 | ---- | 999159 | ---- | 999160 | ---- | ---- |
| 300 MXC | 03-05 | 999155 | ---- | 999156 | ---- | 999157 | ---- | 999158 | ---- | 999159 | ---- | 999160 | ---- | ---- |
| 300 XC | 06-07 | 999155 | ---- | 999156 | ---- | 999157 | ---- | 999158 | ---- | 999159 | ---- | 999160 | ---- | ---- |
| 300 XC | 08-13 | ---- | 999112 | ---- | 999113 | ---- | 999114 | ---- | 999115 | ---- | 999116 | ---- | ---- | ---- |
| 300 XC | 14 | 999144 | ---- | 999145 | ---- | 999146 | ---- | 999147 | ---- | 999148 | ---- | 999149 | ---- | ---- |
| 300 XC | 15-16 | ---- | ---- | ---- | 999150 | ---- | 999151 | ---- | ---- | ---- | 999153 | ---- | ---- | ---- |
| 300 XC-W | 06-16 | 999155 | ---- | 999156 | ---- | 999157 | ---- | 999158 | ---- | 999159 | ---- | 999160 | ---- | ---- |
| 350 EXC-F | 12-16 | 999155 | ---- | 999156 | ---- | 999157 | ---- | 999158 | ---- | 999159 | ---- | 999160 | ---- | ---- |
| 350 SX-F | 11-14 | ---- | 999112 | ---- | 999113 | ---- | 999114 | ---- | 999115 | ---- | 999116 | ---- | ---- | ---- |
| 350 SC-F | 15-16 | ---- | ---- | ---- | 999150 | ---- | 999151 | ---- | ---- | ---- | 999153 | ---- | ---- | ---- |
| 350 XC-F | 11-13 | ---- | 999112 | ---- | 999113 | ---- | 999114 | ---- | 999115 | ---- | 999116 | ---- | ---- | ---- |
| 350 XC-F | 14 | 999144 | ---- | 999145 | ---- | 999146 | ---- | 999147 | ---- | 999148 | ---- | 999149 | ---- | ---- |
| 350 XCF-W | 12-16 | 999155 | ---- | 999156 | ---- | 999157 | ---- | 999158 | ---- | 999159 | ---- | 999160 | ---- | ---- |
| 380 SX | 02 | 999155 | ---- | 999156 | ---- | 999157 | ---- | 999158 | ---- | 999159 | ---- | 999160 | ---- | ---- |
| 400 EXC -G (RFS) | 04-06 | 999155 | ---- | 999156 | ---- | 999157 | ---- | 999158 | ---- | 999159 | ---- | 999160 | ---- | ---- |
| 400 SX | 02 | 999155 | ---- | 999156 | ---- | 999157 | ---- | 999158 | ---- | 999159 | ---- | 999160 | ---- | ---- |
| 400 XC-W | 07, 09-11 | 999155 | ---- | 999156 | ---- | 999157 | ---- | 999158 | ---- | 999159 | ---- | 999160 | ---- | ---- |
| 450 EXC | 07&10 | 999155 | ---- | 999156 | ---- | 999157 | ---- | 999158 | ---- | 999159 | ---- | 999160 | ---- | ---- |
| 450 EXC Champions Ed. | 10 | 999155 | ---- | 999156 | ---- | 999157 | ---- | 999158 | ---- | 999159 | ---- | 999160 | ---- | ---- |
| 450 EXC-G (RFS) | 03-06 | 999155 | ---- | 999156 | ---- | 999157 | ---- | 999158 | ---- | 999159 | ---- | 999160 | ---- | ---- |
| 450 EXC-R | 08-09 | 999155 | ---- | 999156 | ---- | 999157 | ---- | 999158 | ---- | 999159 | ---- | 999160 | ---- | ---- |
| 450 MXC-G (RFS) | 03-05 | 999155 | ---- | 999156 | ---- | 999157 | ---- | 999158 | ---- | 999159 | ---- | 999160 | ---- | ---- |
| 450 SX | 03-06 | 999155 | ---- | 999156 | ---- | 999157 | ---- | 999158 | ---- | 999159 | ---- | 999160 | ---- | ---- |
| 450 SX-F | 08-14 | ---- | 999112 | ---- | 999113 | ---- | 999114 | ---- | 999115 | ---- | 999116 | ---- | ---- | ---- |
| 450 SX-F | 15-16 | ---- | ---- | ---- | 999150 | ---- | 999151 | ---- | ---- | ---- | 999153 | ---- | ---- | ---- |
| 450 SX-FFE | 15 | ---- | ---- | ---- | 999150 | ---- | 999151 | ---- | ---- | ---- | 999153 | ---- | ---- | ---- |
| 450 XC | 06-07 | 999155 | ---- | 999156 | ---- | 999157 | ---- | 999158 | ---- | 999159 | ---- | 999160 | ---- | ---- |
| 450 XC-F | 08-09, 13 | ---- | 999112 | ---- | 999113 | ---- | 999114 | ---- | 999115 | ---- | 999116 | ---- | ---- | ---- |
| 450 XC-F | 14 | 999144 | ---- | 999145 | ---- | 999146 | ---- | 999147 | ---- | 999148 | ---- | 999149 | ---- | ---- |
| 450 XC-F | 15-16 | ---- | ---- | ---- | 999150 | ---- | 999151 | ---- | ---- | ---- | 999153 | ---- | ---- | ---- |
| 450 XC-W | 15-16 | 999155 | ---- | 999156 | ---- | 999157 | ---- | 999158 | ---- | 999159 | ---- | 999160 | ---- | ---- |
| 450 XC-W Champions Ed. | 10 | 999155 | ---- | 999156 | ---- | 999157 | ---- | 999158 | ---- | 999159 | ---- | 999160 | ---- | ---- |
| 450 XC-W {R} | 08-09 | 999155 | ---- | 999156 | ---- | 999157 | ---- | 999158 | ---- | 999159 | ---- | 999160 | ---- | ---- |
| 450 XC-W Six Days | 10-14 | 999155 | ---- | 999156 | ---- | 999157 | ---- | 999158 | ---- | 999159 | ---- | 999160 | ---- | ---- |
| 500 EXC | 12-16 | 999155 | ---- | 999156 | ---- | 999157 | ---- | 999158 | ---- | 999159 | ---- | 999160 | ---- | ---- |
| 500 XC-W | 12-16 | 999155 | ---- | 999156 | ---- | 999157 | ---- | 999158 | ---- | 999159 | ---- | 999160 | ---- | ---- |
| 505 SX-F | 07 | ---- | ---- | 999122 | ---- | 999123 | ---- | 999124 | ---- | 999125 | ---- | ---- | ---- | ---- |
| 505 SX-F | 08-09 | ---- | 999112 | ---- | 999113 | ---- | 999114 | ---- | 999115 | ---- | 999116 | ---- | ---- | ---- |
| 505 XC-F | 08-09 | ---- | 999112 | ---- | 999113 | ---- | 999114 | ---- | 999115 | ---- | 999116 | ---- | ---- | ---- |
| 520 SX | 02 | 999155 | ---- | 999156 | ---- | 999157 | ---- | 999158 | ---- | 999159 | ---- | 999160 | ---- | ---- |
| 525 EXC | 07 | 999155 | ---- | 999156 | ---- | 999157 | ---- | 999158 | ---- | 999159 | ---- | 999160 | ---- | ---- |

- accessories
- body
- handlebar & grips
- cables & levers
- exhaust
- engine
- fuel & intake
- electrical & ignition
- clutch
- drive
- bearings
- brakes
- steering & suspension**
- tires
- tools & shop

STEERING & SUSPENSION

FRONT FORK SPRINGS CONTINUED

SEE THE END OF APPLICATION FOR PRICING

| | | .40KG | .55KG | YEAR | .40kg | .41kg | .42kg | .43kg | .44kg | .45kg | .46kg | .47kg | .48kg | .49kg | .50kg | .51kg | .52kg | |
|-----------------------|---------------------|--------|--------|--------|--------|--------|--------|--------|--------|--------|--------|--------|-------|--------|-------|-------|--------|------|
| KTM CONTINUED | | | | | | | | | | | | | | | | | | |
| 525 EXC -G (RFS) | 03-06 | 999155 | ---- | 999156 | ---- | 999157 | ---- | 999158 | ---- | 999159 | ---- | 999160 | ---- | ---- | ---- | ---- | ---- | ---- |
| 525 MXC -G (RFS) | 03-05 | 999155 | ---- | 999156 | ---- | 999157 | ---- | 999158 | ---- | 999159 | ---- | 999160 | ---- | ---- | ---- | ---- | ---- | ---- |
| 525 SX | 03-06 | 999155 | ---- | 999156 | ---- | 999157 | ---- | 999158 | ---- | 999159 | ---- | 999160 | ---- | ---- | ---- | ---- | ---- | ---- |
| 525 XC | 06-07 | 999155 | ---- | 999156 | ---- | 999157 | ---- | 999158 | ---- | 999159 | ---- | 999160 | ---- | ---- | ---- | ---- | ---- | ---- |
| 525 XC-W | 07 | 999155 | ---- | 999156 | ---- | 999157 | ---- | 999158 | ---- | 999159 | ---- | 999160 | ---- | ---- | ---- | ---- | ---- | ---- |
| 530 EXC | 10-11 | 999155 | ---- | 999156 | ---- | 999157 | ---- | 999158 | ---- | 999159 | ---- | 999160 | ---- | ---- | ---- | ---- | ---- | ---- |
| 530 EXC Champions Ed. | 10 | 999155 | ---- | 999156 | ---- | 999157 | ---- | 999158 | ---- | 999159 | ---- | 999160 | ---- | ---- | ---- | ---- | ---- | ---- |
| 530 EXC-R/ XC-W {R} | 08-09 | 999155 | ---- | 999156 | ---- | 999157 | ---- | 999158 | ---- | 999159 | ---- | 999160 | ---- | ---- | ---- | ---- | ---- | ---- |
| 530 XC-W Six Days | 10-11 | 999155 | ---- | 999156 | ---- | 999157 | ---- | 999158 | ---- | 999159 | ---- | 999160 | ---- | ---- | ---- | ---- | ---- | ---- |
| SUZUKI | | | | | | | | | | | | | | | | | | |
| RM85 | 02-09, 12, 15-16 | 999071 | ---- | ---- | ---- | ---- | ---- | ---- | ---- | ---- | ---- | ---- | ---- | ---- | ---- | ---- | ---- | ---- |
| RM125 | 98 | ---- | ---- | ---- | 999150 | ---- | 999151 | ---- | ---- | ---- | 999153 | ---- | ---- | ---- | ---- | ---- | ---- | ---- |
| RM125 | 04-07 | 999132 | 999133 | 999134 | 999135 | 999136 | 999137 | 999138 | 999139 | 999140 | 999141 | 999142 | ---- | 999143 | ---- | ---- | ---- | ---- |
| RM250 | 98 | ---- | ---- | ---- | 999150 | ---- | 999151 | 999152 | ---- | ---- | 999153 | ---- | ---- | ---- | ---- | ---- | ---- | ---- |
| RM250 | 01-02 | ---- | ---- | 999080 | 999081 | ---- | ---- | ---- | ---- | ---- | ---- | ---- | ---- | ---- | ---- | ---- | ---- | ---- |
| RM250 | 03 | ---- | ---- | ---- | ---- | ---- | 999083 | ---- | 999084 | ---- | 999085 | ---- | ---- | ---- | ---- | ---- | ---- | ---- |
| RM250 | 04-08 | 999132 | 999133 | 999134 | 999135 | 999136 | 999137 | 999138 | 999139 | 999140 | 999141 | 999142 | ---- | 999143 | ---- | ---- | ---- | ---- |
| RM-Z250 | 04-06 | 999144 | ---- | 999145 | ---- | 999146 | ---- | 999147 | ---- | 999148 | ---- | 999149 | ---- | ---- | ---- | ---- | ---- | ---- |
| RM-Z250 | 07-12 | 999132 | 999133 | 999134 | 999135 | 999136 | 999137 | 999138 | 999139 | 999140 | 999141 | 999142 | ---- | 999143 | ---- | ---- | ---- | ---- |
| DRZ400E | 00-07 | 999155 | ---- | 999156 | ---- | 999157 | ---- | 999158 | ---- | 999159 | ---- | 999160 | ---- | ---- | ---- | ---- | ---- | ---- |
| RM-Z450 | 05-12 | 999132 | 999133 | 999134 | 999135 | 999136 | 999137 | 999138 | 999139 | 999140 | 999141 | 999142 | ---- | 999143 | ---- | ---- | ---- | ---- |
| YAMAHA | | | | | | | | | | | | | | | | | | |
| YZ125/250 | 96-03 | ---- | ---- | ---- | ---- | ---- | 999083 | ---- | 999084 | ---- | 999085 | ---- | ---- | ---- | ---- | ---- | ---- | ---- |
| YZ125/250 | 04 | ---- | 999112 | ---- | 999113 | ---- | 999114 | ---- | 999115 | ---- | 999116 | ---- | ---- | ---- | ---- | ---- | ---- | ---- |
| YZ125/250 | 05 | 999144 | ---- | 999145 | ---- | 999146 | ---- | 999147 | ---- | 999148 | ---- | 999149 | ---- | ---- | ---- | ---- | ---- | ---- |
| YZ125 | 06-16 | ---- | 999097 | ---- | 999098 | ---- | 999099 | 999188 | ---- | 999189 | ---- | 999190 | ---- | ---- | ---- | ---- | ---- | ---- |
| WR250F | 01-04 | ---- | ---- | ---- | ---- | ---- | 999083 | ---- | 999084 | ---- | 999085 | ---- | ---- | ---- | ---- | ---- | ---- | ---- |
| WR250F | 05-09, 11-13, 15-16 | 999144 | ---- | 999145 | ---- | 999146 | ---- | 999147 | ---- | 999148 | ---- | 999149 | ---- | ---- | ---- | ---- | ---- | ---- |
| YZ250 | 06-16 | ---- | 999097 | ---- | 999098 | ---- | 999099 | 999188 | ---- | 999189 | ---- | 999190 | ---- | ---- | ---- | ---- | ---- | ---- |
| YZ250F | 01-03 | ---- | ---- | ---- | ---- | ---- | 999083 | ---- | 999084 | ---- | 999085 | ---- | ---- | ---- | ---- | ---- | ---- | ---- |
| YZ250F | 04 | ---- | 999112 | ---- | 999113 | ---- | 999114 | ---- | 999115 | ---- | 999116 | ---- | ---- | ---- | ---- | ---- | ---- | ---- |
| YZ250F | 05 | 999144 | ---- | 999145 | ---- | 999146 | ---- | 999147 | ---- | 999148 | ---- | 999149 | ---- | ---- | ---- | ---- | ---- | ---- |
| YZ250F | 06-13 | ---- | 999097 | ---- | 999098 | ---- | 999099 | 999188 | ---- | 999189 | ---- | 999190 | ---- | ---- | ---- | ---- | ---- | ---- |
| YZ250F | 14-16 | ---- | ---- | 999193 | ---- | 999106 | ---- | 999107 | ---- | 999108 | ---- | ---- | ---- | ---- | ---- | ---- | 999109 | ---- |
| YZ250FX | 15-16 | ---- | ---- | ---- | 999150 | ---- | 999151 | 999152 | ---- | ---- | 999153 | ---- | ---- | ---- | ---- | ---- | ---- | ---- |
| WR400F | 98-00 | ---- | ---- | ---- | ---- | ---- | 999083 | ---- | 999084 | ---- | 999085 | ---- | ---- | ---- | ---- | ---- | ---- | ---- |
| YZ400F | 98-99 | ---- | ---- | ---- | ---- | ---- | 999083 | ---- | 999084 | ---- | 999085 | ---- | ---- | ---- | ---- | ---- | ---- | ---- |
| WR426F | 01-02 | ---- | ---- | ---- | ---- | ---- | 999083 | ---- | 999084 | ---- | 999085 | ---- | ---- | ---- | ---- | ---- | ---- | ---- |
| YZ426F | 00-02 | ---- | ---- | ---- | ---- | ---- | 999083 | ---- | 999084 | ---- | 999085 | ---- | ---- | ---- | ---- | ---- | ---- | ---- |
| WR450F | 03-04 | ---- | ---- | ---- | ---- | ---- | 999083 | ---- | 999084 | ---- | 999085 | ---- | ---- | ---- | ---- | ---- | ---- | ---- |
| WR450F | 05-09, 11 | 999144 | ---- | 999145 | ---- | 999146 | ---- | 999147 | ---- | 999148 | ---- | 999149 | ---- | ---- | ---- | ---- | ---- | ---- |

FRONT FORK SPRINGS CONTINUED

SEE THE END OF APPLICATION FOR PRICING

| .40KG - .55KG | YEAR | .40kg | .41kg | .42kg | .43kg | .44kg | .45kg | .46kg | .47kg | .48kg | .49kg | .50kg | .51kg | .52kg |
|-------------------------|-------|--------|--------|--------|--------|--------|--------|--------|--------|--------|--------|--------|-------|--------|
| YAMAHA CONTINUED | | | | | | | | | | | | | | |
| WR450F | 12-16 | ---- | 999097 | ---- | 999098 | ---- | 999099 | 999188 | ---- | 999189 | ---- | 999190 | ---- | ---- |
| YZ450F | 03 | ---- | ---- | ---- | ---- | ---- | 999083 | ---- | 999084 | ---- | 999085 | ---- | ---- | ---- |
| YZ450F | 04 | ---- | 999112 | ---- | 999113 | ---- | 999114 | ---- | 999115 | ---- | 999116 | ---- | ---- | ---- |
| YZ450F | 05 | 999144 | ---- | 999145 | ---- | 999146 | ---- | 999147 | ---- | 999148 | ---- | 999149 | ---- | ---- |
| YZ450F | 06-09 | ---- | 999097 | ---- | 999098 | ---- | 999099 | 999188 | ---- | 999189 | ---- | 999190 | ---- | ---- |
| YZ450F | 10-13 | ---- | ---- | ---- | 999150 | ---- | 999151 | 999152 | ---- | ---- | 999153 | ---- | ---- | ---- |
| YZ450F | 14-16 | ---- | ---- | 999193 | ---- | 999106 | ---- | 999107 | ---- | 999108 | ---- | ---- | ---- | 999109 |

FORK SPRINGS PRICING

| | | | | | |
|-----------------|-----------------|-----------------|-----------------|-----------------|-----------------|
| 999001 119.95 G | 999032 119.95 G | 999062 152.95 G | 999095 119.95 G | 999127 79.95 G | 999158 119.95 G |
| 999002 119.95 G | 999033 119.95 G | 999063 152.95 G | 999096 119.95 G | 999128 79.95 G | 999159 119.95 G |
| 999003 119.95 G | 999034 119.95 G | 999064 119.95 G | 999097 119.95 G | 999129 79.95 G | 999160 119.95 G |
| 999004 119.95 G | 999035 119.95 G | 999065 119.95 G | 999098 119.95 G | 999130 79.95 G | 999161 119.95 G |
| 999005 119.95 G | 999036 119.95 G | 999066 119.95 G | 999099 119.95 G | 999131 119.95 G | 999162 119.95 G |
| 999006 119.95 G | 999037 119.95 G | 999067 119.95 G | 999188 119.95 G | 999132 119.95 G | 999163 119.95 G |
| 999007 119.95 G | 999038 119.95 G | 999068 119.95 G | 999189 119.95 G | 999133 119.95 G | 999164 119.95 G |
| 999008 119.95 G | 999039 119.95 G | 999069 119.95 G | 999190 119.95 G | 999134 119.95 G | 999165 119.95 G |
| 999009 119.95 G | 999040 119.95 G | 999070 119.95 G | 999191 119.95 G | 999135 119.95 G | 999170 119.95 G |
| 999010 119.95 G | 999041 119.95 G | 999071 119.95 G | 999192 119.95 G | 999136 119.95 G | 999171 119.95 G |
| 999011 119.95 G | 999042 119.95 G | 999072 119.95 G | 999193 119.95 G | 999137 119.95 G | 999172 119.95 G |
| 999012 119.95 G | 999043 119.95 G | 999073 119.95 G | 999106 119.95 G | 999138 119.95 G | 999173 119.95 G |
| 999013 119.95 G | 999044 119.95 G | 999074 119.95 G | 999107 119.95 G | 999139 119.95 G | 999174 119.95 G |
| 999014 119.95 G | 999045 119.95 G | 999075 119.95 G | 999108 119.95 G | 999140 119.95 G | 999175 119.95 G |
| 999015 119.95 G | 999046 119.95 G | 999076 119.95 G | 999109 119.95 G | 999141 119.95 G | 999176 119.95 G |
| 999016 119.95 G | 999047 119.95 G | 999077 119.95 G | 999111 119.95 G | 999142 119.95 G | 999177 119.95 G |
| 999017 119.95 G | 999048 119.95 G | 999078 119.95 G | 999112 119.95 G | 999143 119.95 G | 999178 119.95 G |
| 999018 119.95 G | 999049 119.95 G | 999080 119.95 G | 999113 119.95 G | 999144 119.95 G | 999179 119.95 G |
| 999019 119.95 G | 999050 119.95 G | 999081 119.95 G | 999114 119.95 G | 999145 119.95 G | 999180 119.95 G |
| 999020 119.95 G | 999051 119.95 G | 999083 119.95 G | 999115 119.95 G | 999146 119.95 G | 999181 119.95 G |
| 999021 119.95 G | 999052 119.95 G | 999084 119.95 G | 999116 119.95 G | 999147 119.95 G | 999182 119.95 G |
| 999022 119.95 G | 999053 119.95 G | 999085 119.95 G | 999118 79.95 G | 999148 119.95 G | 999183 119.95 G |
| 999023 119.95 G | 999054 119.95 G | 999086 119.95 G | 999119 79.95 G | 999149 119.95 G | 999184 119.95 G |
| 999024 119.95 G | 999055 119.95 G | 999087 119.95 G | 999120 79.95 G | 999150 119.95 G | 999185 119.95 G |
| 999025 119.95 G | 999056 152.95 G | 999088 119.95 G | 999121 79.95 G | 999151 119.95 G | 999186 24.95 G |
| 999026 119.95 G | 999057 152.95 G | 999089 119.95 G | 999122 119.95 G | 999152 119.95 G | 999187 24.95 G |
| 999027 119.95 G | 999058 152.95 G | 999090 119.95 G | 999123 119.95 G | 999153 119.95 G | |
| 999029 119.95 G | 999059 152.95 G | 999091 119.95 G | 999124 119.95 G | 999155 119.95 G | |
| 999030 119.95 G | 999060 152.95 G | 999092 119.95 G | 999125 119.95 G | 999156 119.95 G | |
| 999031 119.95 G | 999061 152.95 G | 999094 119.95 G | 999126 79.95 G | 999157 119.95 G | |

Factory Connection

THE BEST SUSPENSION. PERIOD.™

FORK AND SHOCK FLUID

- The highest quality in suspension fluid
- Designed for longer lasting fluid life
- Same fluid used by many top riders
- Imported from Japan
- Sold in 32 oz. bottles

| DESCRIPTION | PART # | | |
|-------------|--------|-------|---|
| FORK OIL | 999186 | 24.95 | G |
| SHOCK FLUID | 999187 | 24.95 | G |



- accessories
- body
- handlebar & grips
- cables & levers
- exhaust
- engine
- fuel & intake
- electrical & ignition
- clutch
- drive
- bearings
- brakes
- steering & suspension
- tires
- tools & shop

STEERING & SUSPENSION



REAR SHOCK ABSORBER KITS

- Eliminates any play from worn out shock mount bearings
- Includes bearings and seals for upper and lower mounting points
- Restores proper suspension action Lifetime replacement

- accessories
- body
- handlebar & grips
- cables & levers
- exhaust
- engine
- fuel & intake
- electrical & ignition
- clutch
- drive
- bearings
- brakes
- steering & suspension
- tires
- tools & shop

| MODEL | YEAR | PART # | | |
|----------------|-------|--------|-------|---|
| GAS GAS | | | | |
| EC 125 | 02-11 | 840083 | 19.95 | G |
| EC 200 | 02-11 | 840083 | 19.95 | G |
| EC 250 | 02-11 | 840083 | 19.95 | G |
| EC 300 | 02-11 | 840083 | 19.95 | G |
| MC 125 | 02-09 | 840083 | 19.95 | G |
| MC 200 | 02-07 | 840083 | 19.95 | G |
| MC 250 | 02-09 | 840083 | 19.95 | G |
| MC 300 | 02-07 | 840083 | 19.95 | G |
| MX 125 | 02-07 | 840083 | 19.95 | G |
| MX 200 | 02-07 | 840083 | 19.95 | G |
| MX 250 | 02-07 | 840083 | 19.95 | G |
| MX 300 | 02-07 | 840083 | 19.95 | G |
| SM 125 | 02-08 | 840083 | 19.95 | G |
| SM 200 | 02-07 | 840083 | 19.95 | G |
| SM 250 | 02-07 | 840083 | 19.95 | G |
| SM 300 | 02-07 | 840083 | 19.95 | G |
| TXT 125 | 03-06 | 840087 | 39.95 | G |
| TXT 200 | 03-06 | 840087 | 39.95 | G |
| TXT 250 | 03-06 | 840087 | 39.95 | G |
| TXT 280 | 03-06 | 840087 | 39.95 | G |
| TXT 300 | 03-06 | 840087 | 39.95 | G |
| HONDA | | | | |
| CR 125R | 94 | 840101 | 39.95 | G |
| CR 125R | 95 | 840103 | 39.95 | G |
| CR 125R | 96 | 840104 | 39.95 | G |
| CR 125R | 87-88 | 840092 | 39.95 | G |
| CR 125R | 89-90 | 840095 | 39.95 | G |
| CR 125R | 91-93 | 840120 | 39.95 | G |
| CR 125R | 97-04 | 840106 | 39.95 | G |
| CR 125R | 05-07 | 840116 | 39.95 | G |
| CR 250R | 94 | 840122 | 39.95 | G |
| CR 250R | 95 | 840103 | 39.95 | G |
| CR 250R | 96 | 840104 | 39.95 | G |
| CR 250R | 89-90 | 840119 | 39.95 | G |
| CR 250R | 91-93 | 840120 | 39.95 | G |
| CR 250R | 97-04 | 840106 | 39.95 | G |
| CR 250R | 05-07 | 840116 | 39.95 | G |
| CR 500R | 94 | 840133 | 39.95 | G |
| CR 500R | 95 | 840103 | 39.95 | G |
| CR 500R | 89-90 | 840119 | 39.95 | G |
| CR 500R | 91-93 | 840120 | 39.95 | G |
| CR 500R | 96-01 | 840104 | 39.95 | G |
| CR 80R | 96-02 | 840143 | 39.95 | G |
| CR 85R | 03-07 | 840143 | 39.95 | G |
| CRF 150F | 03-16 | 840151 | 37.95 | G |
| CRF 150R | 07-16 | 840156 | 39.95 | G |
| CRF 150RB | 07-16 | 840156 | 39.95 | G |
| CRF 230F | 03-16 | 840151 | 37.95 | G |

| MODEL | YEAR | PART # | | |
|------------------------|-------|--------|-------|---|
| HONDA CONTINUED | | | | |
| CRF 250R | 04-05 | 840106 | 39.95 | G |
| CRF 250R | 06-16 | 840116 | 39.95 | G |
| CRF 250X | 04-05 | 840106 | 39.95 | G |
| CRF 250X | 06-15 | 840116 | 39.95 | G |
| CRF 450R | 02-04 | 840106 | 39.95 | G |
| CRF 450R | 05-16 | 840116 | 39.95 | G |
| CRF 450X | 05-15 | 840116 | 39.95 | G |
| XR 250R | 92-04 | 840182 | 39.95 | G |
| XR 400R | 96-97 | 840190 | 39.95 | G |
| XR 400R | 98-04 | 840187 | 39.95 | G |
| XR 600R | 88-00 | 840190 | 39.95 | G |
| XR 650L | 93-13 | 840193 | 39.95 | G |
| XR 650R | 00-07 | 840196 | 39.95 | G |
| CRF 230L | 08-09 | 840151 | 37.95 | G |
| CRF 250L | 13-15 | 840151 | 37.95 | G |
| HUSABERG | | | | |
| FE 250 | 13 | 840277 | 79.95 | G |
| FE 350 | 13 | 840277 | 79.95 | G |
| FE 390E | 10 | 840277 | 79.95 | G |
| FE 450E | 09-10 | 840277 | 79.95 | G |
| FE 501 | 13 | 840277 | 79.95 | G |
| FE 570E | 09-10 | 840277 | 79.95 | G |
| FX 450C | 10 | 840277 | 79.95 | G |
| TE 250 | 12-13 | 840277 | 79.95 | G |
| TE 300 | 12-13 | 840277 | 79.95 | G |
| HUSQVARNA | | | | |
| CR 125 | 04 | 840199 | 69.95 | G |
| CR 125 | 05-07 | 840201 | 69.95 | G |
| FC 250 | 14-15 | 840291 | 79.95 | G |
| FC 350 | 14-15 | 840291 | 79.95 | G |
| FC 450 | 14-15 | 840291 | 79.95 | G |
| FE 250 | 14-15 | 840291 | 79.95 | G |
| FE 350 | 14-15 | 840291 | 79.95 | G |
| FE 350S | 15 | 840291 | 79.95 | G |
| FE 501 | 14-15 | 840291 | 79.95 | G |
| FE 501S | 15 | 840291 | 79.95 | G |
| SMR 450 | 04 | 840199 | 69.95 | G |
| SMR 450 | 05-07 | 840201 | 69.95 | G |
| SMR 450 | 08-09 | 840204 | 69.95 | G |
| SMR 510 | 05-07 | 840201 | 69.95 | G |
| SMR 510 | 08-09 | 840204 | 69.95 | G |
| TC 125 | 14-15 | 840291 | 79.95 | G |
| TC 250 | 04 | 840199 | 69.95 | G |
| TC 250 | 05-07 | 840201 | 69.95 | G |
| TC 250 | 08-11 | 840204 | 69.95 | G |
| TC 250 | 14-15 | 840291 | 79.95 | G |
| TC 450 | 04 | 840199 | 69.95 | G |
| TC 450 | 05-07 | 840201 | 69.95 | G |

| MODEL | YEAR | PART # | | |
|----------------------------|-------|--------|-------|---|
| HUSQVARNA CONTINUED | | | | |
| TC 450 | 08-11 | 840204 | 69.95 | G |
| TC 510 | 04 | 840199 | 69.95 | G |
| TC 510 | 05-07 | 840201 | 69.95 | G |
| TC 510 | 08-09 | 840204 | 69.95 | G |
| TE 125 | 15 | 840291 | 79.95 | G |
| TE 250 | 04 | 840199 | 69.95 | G |
| TE 250 | 05-07 | 840201 | 69.95 | G |
| TE 250 | 08-11 | 840204 | 69.95 | G |
| TE 250 | 14-15 | 840291 | 79.95 | G |
| TE 300 | 14-15 | 840291 | 79.95 | G |
| TE 310 | 08-11 | 840204 | 69.95 | G |
| TE 450 | 04 | 840199 | 69.95 | G |
| TE 450 | 05-07 | 840201 | 69.95 | G |
| TE 450 | 08-10 | 840204 | 69.95 | G |
| TE 510 | 04 | 840199 | 69.95 | G |
| TE 510 | 05-07 | 840201 | 69.95 | G |
| TE 510 | 08-10 | 840204 | 69.95 | G |
| WR 125 | 04 | 840199 | 69.95 | G |
| WR 125 | 05-07 | 840201 | 69.95 | G |
| WR 250 | 04 | 840199 | 69.95 | G |
| WR 250 | 05-07 | 840201 | 69.95 | G |
| KAWASAKI | | | | |
| KDX 200 | 89-06 | 840211 | 39.95 | G |
| KDX 220 | 97-05 | 840211 | 39.95 | G |
| KDX 250 | 91-94 | 840211 | 39.95 | G |
| KLX 250 | 94-96 | 840211 | 39.95 | G |
| KLX 300R | 97-07 | 840211 | 39.95 | G |
| KLX 400 | 03 | 840223 | 39.95 | G |
| KLX 450R | 08-09 | 840227 | 39.95 | G |
| KX 100 | 98-15 | 840227 | 39.95 | G |
| KX 125 | 89-97 | 840239 | 39.95 | G |
| KX 125 | 98-05 | 840227 | 39.95 | G |
| KX 250 | 89-97 | 840239 | 39.95 | G |
| KX 250 | 98-07 | 840227 | 39.95 | G |
| KX 250F | 04-16 | 840227 | 39.95 | G |
| KX 450F | 06-16 | 840227 | 39.95 | G |
| KX 500 | 89-04 | 840239 | 39.95 | G |
| KX 65 | 00-15 | 840267 | 24.95 | G |
| KX 80 | 98-00 | 840227 | 39.95 | G |
| KX 85 | 01-15 | 840227 | 39.95 | G |
| KLX 650R | 93-96 | 840211 | 39.95 | G |
| KTM | | | | |
| 125 EXC | 98 | 840270 | 79.95 | G |
| 125 EXC | 99-01 | 840272 | 79.95 | G |
| 125 EXC | 02-05 | 840277 | 79.95 | G |
| 125 MXC | 98 | 840270 | 79.95 | G |
| 125 MXC | 99-01 | 840272 | 79.95 | G |
| 125 MXC | 02-05 | 840277 | 79.95 | G |

PIVOT WORKS DIRT BIKE SHOCK ABSORBER KITS CONTINUED

| MODEL | YEAR | PART # | | |
|----------------------|-------|--------|-------|---|
| KTM CONTINUED | | | | |
| 125 SX | 98 | 840270 | 79.95 | G |
| 125 SX | 99-01 | 840272 | 79.95 | G |
| 125 SX | 02-11 | 840277 | 79.95 | G |
| 125 SX | 12-15 | 840291 | 79.95 | G |
| 200 EXC | 98 | 840270 | 79.95 | G |
| 200 EXC | 99-01 | 840272 | 79.95 | G |
| 200 EXC | 02-05 | 840277 | 79.95 | G |
| 200 MXC | 98 | 840270 | 79.95 | G |
| 200 MXC | 99-01 | 840272 | 79.95 | G |
| 200 MXC | 02-05 | 840277 | 79.95 | G |
| 200 SX | 98 | 840270 | 79.95 | G |
| 200 SX | 99-01 | 840272 | 79.95 | G |
| 200 SX | 03-04 | 840277 | 79.95 | G |
| 200 XC | 06-09 | 840277 | 79.95 | G |
| 200 XC-W | 06-15 | 840277 | 79.95 | G |
| 250 EXC | 98 | 840270 | 79.95 | G |
| 250 EXC | 99-01 | 840272 | 79.95 | G |
| 250 EXC | 02-05 | 840277 | 79.95 | G |
| 250 MXC | 98 | 840270 | 79.95 | G |
| 250 MXC | 99-01 | 840272 | 79.95 | G |
| 250 MXC | 02-05 | 840277 | 79.95 | G |
| 250 SX | 98 | 840270 | 79.95 | G |
| 250 SX | 99-01 | 840272 | 79.95 | G |
| 250 SX | 02-09 | 840277 | 79.95 | G |
| 250 SX | 12-15 | 840291 | 79.95 | G |
| 250 SX-F | 06-10 | 840277 | 79.95 | G |
| 250 SX-F | 11-15 | 840291 | 79.95 | G |
| 250 XC | 06-11 | 840277 | 79.95 | G |
| 250 XC | 12-14 | 840291 | 79.95 | G |
| 250 XC-F | 07-09 | 840277 | 79.95 | G |
| 250 XC-F | 12-15 | 840291 | 79.95 | G |
| 250 XCF-W | 07-15 | 840277 | 79.95 | G |
| 250 XC-W | 06-15 | 840277 | 79.95 | G |
| 300 EXC | 98 | 840270 | 79.95 | G |
| 300 EXC | 99-01 | 840272 | 79.95 | G |
| 300 EXC | 02-05 | 840277 | 79.95 | G |
| 300 MXC | 98 | 840270 | 79.95 | G |
| 300 MXC | 99-01 | 840272 | 79.95 | G |
| 300 MXC | 02-05 | 840277 | 79.95 | G |
| 300 SX | 98 | 840270 | 79.95 | G |
| 300 SX | 02 | 840277 | 79.95 | G |
| 300 SX | 99-01 | 840272 | 79.95 | G |
| 300 XC | 06-11 | 840277 | 79.95 | G |
| 300 XC | 12-14 | 840291 | 79.95 | G |
| 300 XC-W | 06-15 | 840277 | 79.95 | G |
| 380 EXC | 98 | 840270 | 79.95 | G |
| 380 EXC | 02 | 840277 | 79.95 | G |
| 380 EXC | 99-01 | 840272 | 79.95 | G |
| 380 MXC | 98 | 840270 | 79.95 | G |
| 380 MXC | 02 | 840277 | 79.95 | G |
| 380 MXC | 99-01 | 840272 | 79.95 | G |
| 380 SX | 98 | 840270 | 79.95 | G |
| 380 SX | 02 | 840277 | 79.95 | G |
| 380 SX | 99-01 | 840272 | 79.95 | G |
| 400 EXC | 02,06 | 840277 | 79.95 | G |
| 400 EXC | 00-01 | 840272 | 79.95 | G |

| MODEL | YEAR | PART # | | |
|----------------------|--------------|--------|-------|---|
| KTM CONTINUED | | | | |
| 400 MXC | 01 | 840272 | 79.95 | G |
| 400 MXC | 02 | 840277 | 79.95 | G |
| 400 SX | 02 | 840277 | 79.95 | G |
| 400 SX | 00-01 | 840272 | 79.95 | G |
| 400 XC-W | 07-10 | 840277 | 79.95 | G |
| 450 EXC | 03-06, 09-13 | 840277 | 79.95 | G |
| 450 EXC-R | 03-09 | 840277 | 79.95 | G |
| 450 MXC | 03-05 | 840277 | 79.95 | G |
| 450 SX-F | 03-10 | 840277 | 79.95 | G |
| 450 SX-F | 11-15 | 840291 | 79.95 | G |
| 450 XC-F | 06-09 | 840277 | 79.95 | G |
| 450 XC-F | 13-15 | 840291 | 79.95 | G |
| 450 XC-W | 07-15 | 840277 | 79.95 | G |
| 505 SX-F | 08 | 840277 | 79.95 | G |
| 505 XC-F | 08 | 840277 | 79.95 | G |
| 520 EXC | 02 | 840277 | 79.95 | G |
| 520 EXC | 00-01 | 840272 | 79.95 | G |
| 520 MXC | 02 | 840277 | 79.95 | G |
| 520 MXC | 00-01 | 840272 | 79.95 | G |
| 520 SX | 02 | 840277 | 79.95 | G |
| 520 SX | 00-01 | 840272 | 79.95 | G |
| 525 EXC | 03-06 | 840277 | 79.95 | G |
| 525 MXC | 03-05 | 840277 | 79.95 | G |
| 525 SX | 06 | 840277 | 79.95 | G |
| 525 XC | 07 | 840277 | 79.95 | G |
| 530 EXC-R | 08-10 | 840277 | 79.95 | G |
| 530 XC-W | 08-11 | 840277 | 79.95 | G |
| 150 SX | 09-13 | 840277 | 79.95 | G |
| 150 SX | 14-15 | 840291 | 79.95 | G |
| 150 XC | 10-11 | 840277 | 79.95 | G |
| 150 XC | 12-14 | 840291 | 79.95 | G |
| 350 EXC-F | 12-15 | 840291 | 79.95 | G |
| 350 SX-F | 11-15 | 840291 | 79.95 | G |
| 350 XC-F | 12-15 | 840291 | 79.95 | G |
| 350 XCF-W | 12-15 | 840277 | 79.95 | G |
| 500 EXC | 12-15 | 840277 | 79.95 | G |
| 500 XC-W | 12-15 | 840277 | 79.95 | G |
| 530 EXC | 09-11 | 840277 | 79.95 | G |
| SUZUKI | | | | |
| DRZ 400SM | 05-09, 14-15 | 840223 | 39.95 | G |
| RM 100 | 03 | 840227 | 39.95 | G |
| RM 125 | 89 | 840301 | 39.95 | G |
| RM 125 | 90 | 840304 | 39.95 | G |
| RM 125 | 91 | 840305 | 39.95 | G |
| RM 125 | 00 | 840223 | 39.95 | G |
| RM 125 | 01 | 840321 | 39.95 | G |
| RM 125 | 87-88 | 840040 | 39.95 | G |
| RM 125 | 92-95 | 840307 | 39.95 | G |
| RM 125 | 96-99 | 840311 | 39.95 | G |
| RM 125 | 02-07 | 840325 | 39.95 | G |
| RM 250 | 89 | 840301 | 39.95 | G |
| RM 250 | 90 | 840304 | 39.95 | G |
| RM 250 | 91 | 840305 | 39.95 | G |

| MODEL | YEAR | PART # | | |
|-------------------------|-------|--------|-------|---|
| SUZUKI CONTINUED | | | | |
| RM 250 | 00 | 840223 | 39.95 | G |
| RM 250 | 01 | 840321 | 39.95 | G |
| RM 250 | 87-88 | 840040 | 39.95 | G |
| RM 250 | 92-95 | 840307 | 39.95 | G |
| RM 250 | 96-99 | 840311 | 39.95 | G |
| RM 250 | 02-08 | 840325 | 39.95 | G |
| RM 65 | 03-05 | 840267 | 24.95 | G |
| RM 80 | 90-01 | 840338 | 29.95 | G |
| RM 85 | 02-04 | 840338 | 29.95 | G |
| RM 85 | 05-15 | 840003 | 24.95 | G |
| RM 85L | 05-12 | 840003 | 24.95 | G |
| RMZ 250 | 04-06 | 840227 | 39.95 | G |
| RMZ 250 | 07-09 | 840325 | 39.95 | G |
| RMZ 250 | 10-15 | 840350 | 39.95 | G |
| RMZ 450 | 05-09 | 840325 | 39.95 | G |
| RMZ 450 | 10-15 | 840350 | 39.95 | G |
| DRZ 400 | 00-15 | 840223 | 39.95 | G |
| RMX 450Z | 10 | 840350 | 39.95 | G |
| YAMAHA | | | | |
| WR 250 | 91-93 | 840357 | 39.95 | G |
| WR 250 | 94-97 | 840360 | 39.95 | G |
| WR 250F | 15 | 840399 | 39.95 | G |
| WR 250F | 01-13 | 840364 | 39.95 | G |
| WR 400F | 98-00 | 840381 | 39.95 | G |
| WR 426F | 01-02 | 840364 | 39.95 | G |
| WR 450F | 03-15 | 840364 | 39.95 | G |
| YZ 125 | 90-91 | 840387 | 41.95 | G |
| YZ 125 | 92-93 | 840357 | 39.95 | G |
| YZ 125 | 94-97 | 840360 | 39.95 | G |
| YZ 125 | 98-00 | 840381 | 39.95 | G |
| YZ 125 | 01-16 | 840364 | 39.95 | G |
| YZ 250 | 90-91 | 840387 | 41.95 | G |
| YZ 250 | 92-93 | 840357 | 39.95 | G |
| YZ 250 | 94-97 | 840360 | 39.95 | G |
| YZ 250 | 98-00 | 840381 | 39.95 | G |
| YZ 250F | 01-06 | 840364 | 39.95 | G |
| YZ 250F | 07-16 | 840399 | 39.95 | G |
| YZ 400F | 98-99 | 840381 | 39.95 | G |
| YZ 426F | 00 | 840381 | 39.95 | G |
| YZ 426F | 01-02 | 840364 | 39.95 | G |
| YZ 450F | 03-16 | 840364 | 39.95 | G |
| YZ 80 | 93-01 | 840409 | 29.95 | G |
| YZ 85 | 02 | 840409 | 29.95 | G |
| YZ 85 | 03-16 | 840413 | 29.95 | G |
| YZ 250FX | 15 | 840399 | 39.95 | G |

- accessories
- body
- handlebar & grips
- cables & levers
- exhaust
- engine
- fuel & intake
- electrical & ignition
- clutch
- drive
- bearings
- brakes
- steering & suspension**
- tires
- tools & shop

STEERING & SUSPENSION



SHOCK REPAIR KITS

- Pivot Works Complete Shock Rebuild Kits provide all the parts needed when rebuilding your old or leaking shock
- Meets or exceeds OEM specifications
- The only complete shock rebuild kit on the market
- Restores plush shock actions
- Kit includes: Bladder, New Complete Piston Seal Head, Piston Ring, Piston O-Ring, Bumper, and New Shaft Nut

- accessories
- body
- handlebar & grips
- cables & levers
- exhaust
- engine
- fuel & intake
- electrical & ignition
- clutch
- drive
- bearings
- brakes
- steering & suspension
- tires
- tools & shop

| MODEL | YEAR | PART # | |
|------------------|-------|--------|---------|
| HONDA | | | |
| CR 125R | 00-03 | 840110 | 89.95 G |
| CR 125R | 04-07 | 840368 | 89.95 G |
| CR 250R | 00 | 840126 | 89.95 G |
| CR 250R | 01-07 | 840128 | 89.95 G |
| CR 500R | 96-01 | 840135 | 89.95 G |
| CRF 250R | 04-09 | 840128 | 89.95 G |
| CRF 250R | 10-16 | 841409 | 89.95 G |
| CRF 250X | 04-13 | 840128 | 89.95 G |
| CRF 450R | 02-08 | 840128 | 89.95 G |
| CRF 450R | 09-16 | 840175 | 89.95 G |
| CRF 450X | 05-15 | 840128 | 89.95 G |
| HUSABERG | | | |
| FE 250 | 13 | 841147 | 99.95 G |
| FE 350 | 13 | 841147 | 99.95 G |
| FE 390E | 10 | 841147 | 99.95 G |
| FE 450E | 09-10 | 841147 | 99.95 G |
| FE 501 | 13 | 841147 | 99.95 G |
| FE 570E | 09-10 | 841147 | 99.95 G |
| TE 250 | 12-13 | 841147 | 99.95 G |
| TE 300 | 12-13 | 841147 | 99.95 G |
| HUSQVARNA | | | |
| FC 250 | 14-15 | 841410 | 99.95 G |
| FC 350 | 14-15 | 841410 | 99.95 G |
| FC 450 | 14-15 | 841410 | 99.95 G |
| FE 250 | 14-15 | 841639 | 89.95 G |
| FE 350 | 14-15 | 841639 | 89.95 G |
| FE 350S | 15 | 841639 | 89.95 G |
| FE 501 | 14-15 | 841639 | 89.95 G |
| FE 501S | 15 | 841639 | 89.95 G |
| TC 125 | 14-15 | 841410 | 99.95 G |
| TC 250 | 14-15 | 841410 | 99.95 G |
| TE 125 | 15 | 841639 | 89.95 G |
| TE 250 | 14-15 | 841639 | 89.95 G |
| TE 300 | 14-15 | 841639 | 99.95 G |
| KAWASAKI | | | |
| KX 125 | 00-05 | 840368 | 89.95 G |
| KX 250 | 00-07 | 840368 | 89.95 G |
| KX 250F | 04-05 | 840255 | 89.95 G |
| KX 250F | 06-08 | 840128 | 89.95 G |
| KX 450F | 15 | 841640 | 89.95 G |
| KX 450F | 06-08 | 840260 | 89.95 G |
| KX 450F | 09-14 | 840262 | 99.95 G |

| MODEL | YEAR | PART # | |
|------------|-------|--------|---------|
| KTM | | | |
| 125 EXC | 05 | 841145 | 99.95 G |
| 125 SX | 05 | 841145 | 99.95 G |
| 125 SX | 06-11 | 841147 | 99.95 G |
| 125 SX | 12-15 | 841410 | 99.95 G |
| 200 EXC | 05 | 841145 | 99.95 G |
| 200 XC | 05 | 841145 | 99.95 G |
| 200 XC | 06-07 | 841147 | 99.95 G |
| 200 XC-W | 05 | 841145 | 99.95 G |
| 200 XC-W | 08-15 | 841147 | 99.95 G |
| 250 EXC | 05 | 841145 | 99.95 G |
| 250 SX | 05 | 841145 | 99.95 G |
| 250 SX | 06-07 | 841147 | 99.95 G |
| 250 SX | 12-15 | 841410 | 99.95 G |
| 250 SX-F | 05 | 841145 | 99.95 G |
| 250 SX-F | 06-10 | 841147 | 99.95 G |
| 250 SX-F | 12-15 | 841410 | 99.95 G |
| 250 XC | 06-07 | 841147 | 99.95 G |
| 250 XC | 12-14 | 841410 | 99.95 G |
| 250 XC-F | 12-15 | 841410 | 99.95 G |
| 250 XC-W | 08-15 | 841147 | 99.95 G |
| 300 EXC | 05 | 841145 | 99.95 G |
| 300 MXC | 05 | 841145 | 99.95 G |
| 300 XC | 06-07 | 841147 | 99.95 G |
| 300 XC | 12-14 | 841410 | 99.95 G |
| 300 XC-W | 08-15 | 841147 | 99.95 G |
| 400 EXC | 05 | 841145 | 99.95 G |
| 400 EXC | 06-07 | 841147 | 99.95 G |
| 400 XC-W | 08-11 | 841147 | 99.95 G |
| 450 EXC | 05 | 841145 | 99.95 G |
| 450 EXC | 06-07 | 841147 | 99.95 G |
| 450 MXC | 05 | 841145 | 99.95 G |
| 450 SX-F | 08-10 | 841147 | 99.95 G |
| 450 SX-F | 11-15 | 841410 | 99.95 G |
| 450 XC-F | 13-15 | 841410 | 99.95 G |
| 450 XC-W | 09-15 | 841147 | 99.95 G |
| 505 SX-F | 08 | 841147 | 99.95 G |
| 525 EXC | 05 | 841145 | 99.95 G |
| 525 EXC | 06-07 | 841147 | 99.95 G |
| 525 MXC | 05 | 841145 | 99.95 G |
| 525 SX | 05 | 841145 | 99.95 G |
| 525 SX | 06-07 | 841147 | 99.95 G |
| 144 SX | 07-08 | 841147 | 99.95 G |
| 150 SX | 09-11 | 841147 | 99.95 G |
| 150 SX | 12-15 | 841410 | 99.95 G |

| MODEL | YEAR | PART # | |
|----------------------|-------|--------|---------|
| KTM CONTINUED | | | |
| 150 XC | 10-11 | 841147 | 99.95 G |
| 150 XC | 12-14 | 841410 | 99.95 G |
| 350 SX-F | 11-15 | 841410 | 99.95 G |
| 350 XC-F | 12-15 | 841410 | 99.95 G |
| 350 XCF-W | 12-15 | 841147 | 99.95 G |
| 450 SX | 05 | 841145 | 99.95 G |
| 450 SX | 06-07 | 841147 | 99.95 G |
| 450 XC | 05 | 841147 | 99.95 G |
| 530 EXC | 09-11 | 841147 | 99.95 G |
| SUZUKI | | | |
| RMZ 250 | 04-06 | 840255 | 89.95 G |
| YAMAHA | | | |
| WR 250F | 05 | 840371 | 89.95 G |
| WR 250F | 03-04 | 840368 | 89.95 G |
| WR 450F | 05 | 840371 | 89.95 G |
| WR 450F | 03-04 | 840368 | 89.95 G |
| YZ 125 | 05 | 840371 | 89.95 G |
| YZ 125 | 00-04 | 840368 | 89.95 G |
| YZ 125 | 06-13 | 840392 | 99.95 G |
| YZ 250 | 05 | 840371 | 89.95 G |
| YZ 250 | 00-04 | 840368 | 89.95 G |
| YZ 250 | 06-16 | 840392 | 99.95 G |
| YZ 250F | 05 | 840371 | 89.95 G |
| YZ 250F | 01-04 | 840368 | 89.95 G |
| YZ 250F | 06-11 | 840392 | 99.95 G |
| YZ 250F | 12-13 | 841411 | 89.95 G |
| YZ 250F | 14-15 | 840403 | 99.95 G |
| YZ 426F | 00-02 | 840368 | 89.95 G |
| YZ 450F | 05 | 840371 | 89.95 G |
| YZ 450F | 03-04 | 840368 | 89.95 G |
| YZ 450F | 06-09 | 840392 | 99.95 G |
| YZ 450F | 10-15 | 840403 | 99.95 G |
| YZ 250FX | 15 | 840403 | 99.95 G |



PIVOT WORKS DIRT BIKE SHOCK THRUST BEARING KITS

- Special thrust bearing that smooths the shock action
- Prevents spring binding
- Bearing is sealed within two thrust washers by an inner and outer O-ring
- Serviceable and greasable
- Lifetime replacement

| MODEL | YEAR | PART # | | |
|------------------|-------|--------|-------|---|
| HONDA | | | | |
| CR 125R | 00-07 | 840394 | 49.95 | G |
| CR 250R | 00-07 | 840127 | 49.95 | G |
| CR 500R | 00-01 | 840394 | 49.95 | G |
| CR 80R | 00-02 | 840145 | 49.95 | G |
| CR 85R | 03-07 | 840145 | 49.95 | G |
| CRF 150R | 07-16 | 840145 | 49.95 | G |
| CRF 150RB | 07-16 | 840145 | 49.95 | G |
| CRF 250R | 04-16 | 840127 | 49.95 | G |
| CRF 250X | 04-13 | 840127 | 49.95 | G |
| CRF 450R | 02-08 | 840127 | 49.95 | G |
| CRF 450R | 09-16 | 841412 | 49.95 | G |
| CRF 450X | 05-15 | 840127 | 49.95 | G |
| XR 250R | 00-03 | 840394 | 49.95 | G |
| XR 400R | 98-04 | 840188 | 49.95 | G |
| XR 650L | 01-15 | 840188 | 49.95 | G |
| XR 650R | 00-07 | 840394 | 49.95 | G |
| CR 85RB | 03-07 | 840145 | 49.95 | G |
| HUSABERG | | | | |
| FE 250 | 13 | 840286 | 49.95 | G |
| FE 350 | 13 | 840286 | 49.95 | G |
| FE 390E | 10-11 | 840286 | 49.95 | G |
| FE 450E | 09-10 | 840286 | 49.95 | G |
| FE 501 | 13 | 840286 | 49.95 | G |
| TE 250 | 12-13 | 840286 | 49.95 | G |
| HUSQVARNA | | | | |
| FC 250 | 14-15 | 840286 | 49.95 | G |
| FC 350 | 14-15 | 840286 | 49.95 | G |
| FC 450 | 14-15 | 840286 | 49.95 | G |
| FE 250 | 14-15 | 840286 | 49.95 | G |
| FE 350 | 14-15 | 840286 | 49.95 | G |
| FE 350S | 15 | 840286 | 49.95 | G |
| FE 501 | 14-15 | 840286 | 49.95 | G |
| FE 501S | 15 | 840286 | 49.95 | G |
| TC 125 | 14-15 | 840286 | 49.95 | G |
| TC 250 | 14-15 | 840286 | 49.95 | G |
| TE 125 | 15 | 840286 | 49.95 | G |
| TE 250 | 14-15 | 840286 | 49.95 | G |
| TE 300 | 14-15 | 840286 | 49.95 | G |
| KAWASAKI | | | | |
| KDX 200 | 89-06 | 840394 | 49.95 | G |
| KDX 220 | 00-05 | 840394 | 49.95 | G |
| KLX 300R | 00-07 | 840394 | 49.95 | G |
| KX 100 | 98-15 | 840145 | 49.95 | G |
| KX 125 | 88-05 | 840394 | 49.95 | G |
| KX 250 | 88-07 | 840394 | 49.95 | G |

| MODEL | YEAR | PART # | | |
|---------------------------|--------------|--------|-------|---|
| KAWASAKI CONTINUED | | | | |
| KX 250F | 04-05 | 840394 | 49.95 | G |
| KX 250F | 06-16 | 840127 | 49.95 | G |
| KX 450F | 06-08 | 840394 | 49.95 | G |
| KX 450F | 09-14 | 841412 | 49.95 | G |
| KX 500 | 89-04 | 840394 | 49.95 | G |
| KX 80 | 88-00 | 840145 | 49.95 | G |
| KX 85 | 01-15 | 840145 | 49.95 | G |
| KTM | | | | |
| 125 EXC | 00-02 | 840286 | 49.95 | G |
| 125 SX | 00-15 | 840286 | 49.95 | G |
| 200 EXC | 00-05 | 840286 | 49.95 | G |
| 200 MXC | 00-03 | 840286 | 49.95 | G |
| 200 SX | 03-04 | 840286 | 49.95 | G |
| 200 XC-W | 08-15 | 840286 | 49.95 | G |
| 250 EXC | 00-05 | 840286 | 49.95 | G |
| 250 MXC | 00-02 | 840286 | 49.95 | G |
| 250 SX | 00-08, 12-15 | 840286 | 49.95 | G |
| 250 SX-F | 11-15 | 840286 | 49.95 | G |
| 250 XC | 06-08, 11-14 | 840286 | 49.95 | G |
| 250 XC-F | 07-09, 12-15 | 840286 | 49.95 | G |
| 250 XCF-W | 07-15 | 840286 | 49.95 | G |
| 250 XC-W | 06-15 | 840286 | 49.95 | G |
| 300 EXC | 00-02, 05 | 840286 | 49.95 | G |
| 300 MXC | 00-05 | 840286 | 49.95 | G |
| 300 XC | 06-08, 11-14 | 840286 | 49.95 | G |
| 300 XC-W | 06-08, 11-15 | 840286 | 49.95 | G |
| 380 EXC | 00-02 | 840286 | 49.95 | G |
| 380 MXC | 00-02 | 840286 | 49.95 | G |
| 380 SX | 00-02 | 840286 | 49.95 | G |
| 400 EXC | 00-02, 05-07 | 840286 | 49.95 | G |
| 400 MXC | 01-02 | 840286 | 49.95 | G |
| 400 SX | 00-02 | 840286 | 49.95 | G |
| 400 XC-W | 07 | 840286 | 49.95 | G |
| 450 EXC | 03-04 | 840286 | 49.95 | G |
| 450 EXC-R | 03-05 | 840286 | 49.95 | G |
| 450 MXC | 03-05 | 840286 | 49.95 | G |
| 450 SX-F | 03-08, 11-15 | 840286 | 49.95 | G |
| 450 XC-F | 07-09, 13-15 | 840286 | 49.95 | G |

| MODEL | YEAR | PART # | | |
|----------------------|-------|--------|-------|---|
| KTM CONTINUED | | | | |
| 450 XC-W | 07-15 | 840286 | 49.95 | G |
| 520 EXC | 00-02 | 840286 | 49.95 | G |
| 520 MXC | 01-02 | 840286 | 49.95 | G |
| 520 SX | 00-02 | 840286 | 49.95 | G |
| 525 EXC | 03-08 | 840286 | 49.95 | G |
| 525 MXC | 03-05 | 840286 | 49.95 | G |
| 525 SX | 03-07 | 840286 | 49.95 | G |
| 525 XC | 06-08 | 840286 | 49.95 | G |
| 530 XC-W | 08-11 | 840286 | 49.95 | G |
| 150 SX | 09-15 | 840286 | 49.95 | G |
| 150 XC | 10-14 | 840286 | 49.95 | G |
| 350 SX-F | 11-15 | 840286 | 49.95 | G |
| 350 XCF-W | 12-15 | 840286 | 49.95 | G |
| 500 EXC | 12-15 | 840286 | 49.95 | G |
| 500 XC-W | 12-15 | 840286 | 49.95 | G |
| 530 EXC | 09-11 | 840286 | 49.95 | G |
| SUZUKI | | | | |
| RM 100 | 03 | 840145 | 49.95 | G |
| RM 125 | 00-07 | 840127 | 49.95 | G |
| RM 250 | 00-03 | 840394 | 49.95 | G |
| RM 250 | 04-08 | 840127 | 49.95 | G |
| RM 80 | 00-01 | 840145 | 49.95 | G |
| RM 85 | 02-08 | 840145 | 49.95 | G |
| RM 85L | 03-08 | 840145 | 49.95 | G |
| RMZ 250 | 04-06 | 840394 | 49.95 | G |
| RMZ 250 | 07-15 | 840127 | 49.95 | G |
| RMZ 450 | 05-15 | 840127 | 49.95 | G |
| YAMAHA | | | | |
| WR 250F | 01-13 | 840394 | 49.95 | G |
| WR 450F | 03-15 | 840394 | 49.95 | G |
| YZ 125 | 00-16 | 840394 | 49.95 | G |
| YZ 250 | 00-16 | 840394 | 49.95 | G |
| YZ 250F | 01-13 | 840394 | 49.95 | G |
| YZ 250F | 14-16 | 841412 | 49.95 | G |
| YZ 426F | 00-02 | 840394 | 49.95 | G |
| YZ 450F | 03-09 | 840394 | 49.95 | G |
| YZ 450F | 10-16 | 841412 | 49.95 | G |
| YZ 80 | 00-01 | 840145 | 49.95 | G |
| YZ 85 | 02-07 | 840145 | 49.95 | G |
| YZ 250FX | 15 | 841412 | 49.95 | G |

- accessories
- body
- handlebar & grips
- cables & levers
- exhaust
- engine
- fuel & intake
- electrical & ignition
- clutch
- drive
- bearings
- brakes
- steering & suspension**
- tires
- tools & shop

STEERING & SUSPENSION



SWING ARM BEARING, LINKAGE, UPPER & LOWER REAR SHOCK KITS

SWING ARM BEARING KITS

One kit does it all! All of the bearings, seals, bushings, thrust bearings (if required) in one all inclusive kit in order to do the job correctly and completely.

The most comprehensive line of off-road and ATV swing arm kits available anywhere. All bearing shafts are manufactured with 52100 bearing steel that is hardened and center less ground for a precision fit and extended wear.

All steel spacers are case-hardened and plated for resistance to wear and corrosion.

No more hunting around for missing pieces costing you time and extra money.

Needle thrust bearings have been replaced with Teflon® bearings. Designed to live longer in water and dirt.



SWING ARM LINKAGE KITS

One kit does it all! All of the bearings, seals, shafts, bushings, thrust bearings (if required) in one all inclusive kit in order to do the job correctly and completely.

The most comprehensive line of off-road and ATV swing arm linkage kits available anywhere.

All bearing shafts manufactured with 52100 bearing steel that is hardened and center less ground for a precision fit and extended wear.

All steel spacers are case-hardened and plated for resistance to wear and corrosion.

Linkage kits contain the lower shock bearing components. No more hunting around for missing pieces costing you time and extra money.



SHOCK BEARING KITS UPPER/LOWER

Separate kits for upper shock and lower shock (replace only what you need).

Each All Balls upper and lower shock bearing kit contains the bearing and all of the seals, spacers, and pins (if required) to rebuild the shock to factory specs.



| MODEL | YEARS | SWING ARM BEARING SEAL KIT | | | LINKAGE BEARING SEAL KIT | | | LOWER REAR SHOCK BEARING KIT | | | UPPER REAR SHOCK BEARING KIT | | |
|------------------|---------|----------------------------|-------|------|--------------------------|-------|------|------------------------------|-------|------|------------------------------|------|--|
| COBRA | | | | | | | | | | | | | |
| CX 50 BIG WHEEL | 10 - 13 | 133274 | 42.00 | L | ---- | ---- | ---- | ---- | ---- | ---- | ---- | ---- | |
| CX 50 JR. | 11 - 13 | 133275 | 42.00 | L | ---- | ---- | ---- | ---- | ---- | ---- | ---- | ---- | |
| CX 50 SR. | 07 - 13 | 133274 | 42.00 | L | ---- | ---- | ---- | ---- | ---- | ---- | ---- | ---- | |
| CX 65 | 07 - 14 | 133276 | 42.00 | L | ---- | ---- | ---- | ---- | ---- | ---- | ---- | ---- | |
| GAS GAS | | | | | | | | | | | | | |
| EC125 | 01 - 11 | 131249 | 69.89 | L | AB271118 | 79.59 | L | 131373 | 22.49 | L | ---- | ---- | |
| HALLEY 2T 125 EH | 09 | 131249 | 69.89 | L | AB271118 | 79.59 | L | 131373 | 22.49 | L | ---- | ---- | |
| HALLEY 2T 125 SM | 09 | 131249 | 69.89 | L | AB271118 | 79.59 | L | 131373 | 22.49 | L | ---- | ---- | |
| MC125 | 01 - 09 | 131249 | 69.89 | L | AB271118 | 79.59 | L | 131373 | 22.49 | L | ---- | ---- | |
| SM125 | 03 - 09 | 131249 | 69.89 | L | AB271118 | 79.59 | L | 131373 | 22.49 | L | ---- | ---- | |
| TXT Trials 125 | 98 - 03 | ---- | ---- | ---- | 131127 | 79.59 | L | ---- | ---- | ---- | ---- | ---- | |
| TXT Trials 125 | 04 - 10 | 131269 | 58.25 | L | 131127 | 79.59 | L | ---- | ---- | ---- | ---- | ---- | |
| TXT Trials 125 | 11 - 12 | ---- | ---- | ---- | 131127 | 79.59 | L | ---- | ---- | ---- | ---- | ---- | |
| EC200 | 99 - 11 | 131249 | 69.89 | L | AB271118 | 79.59 | L | 131373 | 22.49 | L | ---- | ---- | |
| TXT Trials 200 | 98 - 03 | ---- | ---- | ---- | 131127 | 79.59 | L | ---- | ---- | ---- | ---- | ---- | |
| TXT Trials 200 | 04 - 09 | 131269 | 58.25 | L | 131127 | 79.59 | L | ---- | ---- | ---- | ---- | ---- | |
| EC250 | 96 - 11 | 131249 | 69.89 | L | AB271118 | 79.59 | L | 131373 | 22.49 | L | ---- | ---- | |
| EC250 | 12 - 13 | 131249 | 69.89 | L | ---- | ---- | ---- | ---- | ---- | ---- | ---- | ---- | |
| EC250 4T | 10 | 131249 | 69.89 | L | AB271118 | 79.59 | L | 131373 | 22.49 | L | ---- | ---- | |
| EC250 4T | 12 | 131249 | 69.89 | L | ---- | ---- | ---- | ---- | ---- | ---- | ---- | ---- | |
| MC250 | 99 - 09 | 131249 | 69.89 | L | AB271118 | 79.59 | L | 131373 | 22.49 | L | ---- | ---- | |
| SM250 | 03 - 05 | 131249 | 69.89 | L | AB271118 | 79.59 | L | 131373 | 22.49 | L | ---- | ---- | |
| TXT Trials 250 | 98 - 03 | ---- | ---- | ---- | 131127 | 79.59 | L | ---- | ---- | ---- | ---- | ---- | |
| TXT Trials 250 | 04 - 10 | 131269 | 58.25 | L | 131127 | 79.59 | L | ---- | ---- | ---- | ---- | ---- | |
| TXT Trials 250 | 11 - 12 | ---- | ---- | ---- | 131127 | 79.59 | L | ---- | ---- | ---- | ---- | ---- | |
| TXT Trials 280 | 98 - 03 | ---- | ---- | ---- | 131127 | 79.59 | L | ---- | ---- | ---- | ---- | ---- | |
| TXT Trials 280 | 04 - 10 | 131269 | 58.25 | L | 131127 | 79.59 | L | ---- | ---- | ---- | ---- | ---- | |
| TXT Trials 280 | 11 - 12 | ---- | ---- | ---- | 131127 | 79.59 | L | ---- | ---- | ---- | ---- | ---- | |
| EC300 | 99 - 11 | 131249 | 69.89 | L | AB271118 | 79.59 | L | 131373 | 22.49 | L | ---- | ---- | |
| EC300 | 12 - 13 | 131249 | 69.89 | L | ---- | ---- | ---- | ---- | ---- | ---- | ---- | ---- | |
| TXT Trials 300 | 98 - 02 | ---- | ---- | ---- | 131127 | 79.59 | L | ---- | ---- | ---- | ---- | ---- | |



BEARING KITS CONTINUED

| MODEL | YEARS | SWING ARM BEARING SEAL KIT | | | LINKAGE BEARING SEAL KIT | | | LOWER REAR SHOCK BEARING KIT | | | UPPER REAR SHOCK BEARING KIT | | |
|--------------------------|---------|----------------------------|-------|------|--------------------------|-------|------|------------------------------|-------|------|------------------------------|---------|--|
| GAS GAS CONTINUED | | | | | | | | | | | | | |
| TXT Trials 300 | 04 - 10 | 131269 | 58.25 | L | 131127 | 79.59 | L | ---- | ---- | ---- | ---- | ---- | |
| TXT Trials 300 | 11 - 13 | ---- | ---- | ---- | 131127 | 79.59 | L | ---- | ---- | ---- | ---- | ---- | |
| EC450FSE | 03 - 06 | 131249 | 69.89 | L | AB271118 | 79.59 | L | 131373 | 22.49 | L | ---- | ---- | |
| EC450FSR | 07 - 09 | 131249 | 69.89 | L | AB271118 | 79.59 | L | 131373 | 22.49 | L | ---- | ---- | |
| HALLEY 450 EH | 09 | 131249 | 69.89 | L | AB271118 | 79.59 | L | 131373 | 22.49 | L | ---- | ---- | |
| HALLEY 450 SM | 09 | 131249 | 69.89 | L | AB271118 | 79.59 | L | 131373 | 22.49 | L | ---- | ---- | |
| MC450FSR | 07 | 131249 | 69.89 | L | AB271118 | 79.59 | L | 131373 | 22.49 | L | ---- | ---- | |
| PAMPERA 450 | 07 | 131249 | 69.89 | L | AB271118 | 79.59 | L | 131373 | 22.49 | L | ---- | ---- | |
| SM450FSE | 04 - 05 | 131249 | 69.89 | L | AB271118 | 79.59 | L | 131373 | 22.49 | L | ---- | ---- | |
| SM450FSR | 07 - 09 | 131249 | 69.89 | L | AB271118 | 79.59 | L | 131373 | 22.49 | L | ---- | ---- | |
| HONDA | | | | | | | | | | | | | |
| CRF50F | 04 - 15 | AB281163 | 47.69 | L | ---- | ---- | ---- | ---- | ---- | ---- | ---- | ---- | |
| XR50R | 00 - 03 | AB281163 | 47.69 | L | ---- | ---- | ---- | ---- | ---- | ---- | ---- | ---- | |
| Z-50 | 73 - 78 | AB281163 | 47.69 | L | ---- | ---- | ---- | ---- | ---- | ---- | ---- | ---- | |
| Z-50R | 79 - 99 | AB281163 | 47.69 | L | ---- | ---- | ---- | ---- | ---- | ---- | ---- | ---- | |
| Z-50RD | 86 | AB281163 | 47.69 | L | ---- | ---- | ---- | ---- | ---- | ---- | ---- | ---- | |
| CRF70F | 04 - 12 | AB281163 | 47.69 | L | ---- | ---- | ---- | ---- | ---- | ---- | ---- | ---- | |
| XR70R | 97 - 03 | AB281163 | 47.69 | L | ---- | ---- | ---- | ---- | ---- | ---- | ---- | ---- | |
| CR80R | 85 | ---- | ---- | ---- | AB271111 | 79.59 | L | AB295048 | 23.49 | L | ---- | ---- | |
| CR80R | 86 - 87 | AB281017 | 56.11 | L | AB271111 | 79.59 | L | AB295048 | 23.49 | L | ---- | ---- | |
| CR80R | 88 - 95 | AB281017 | 56.11 | L | AB271009 | 79.59 | L | AB295031 | 23.49 | L | AB291001 | 23.49 L | |
| CR80R | 96 - 97 | AB281016 | 65.67 | L | AB271045 | 55.95 | L | AB295018 | 17.59 | L | AB295055 | 22.49 L | |
| CR80R | 98 - 99 | AB281018 | 56.11 | L | AB271045 | 55.95 | L | AB295018 | 17.59 | L | AB295055 | 22.49 L | |
| CR80R | 00 - 02 | AB281019 | 51.89 | L | AB271045 | 55.95 | L | AB295018 | 17.59 | L | AB295055 | 22.49 L | |
| CR80RB | 97 | AB281016 | 65.67 | L | AB271045 | 55.95 | L | AB295018 | 17.59 | L | AB295055 | 22.49 L | |
| CR80RB | 98 - 99 | AB281018 | 56.11 | L | AB271045 | 55.95 | L | AB295018 | 17.59 | L | AB295055 | 22.49 L | |
| CR80RB | 00 - 02 | AB281019 | 51.89 | L | AB271045 | 55.95 | L | AB295018 | 17.59 | L | AB295055 | 22.49 L | |
| CRF80F | 04 - 13 | AB281090 | 47.64 | L | AB271091 | 79.59 | L | AB295017 | 17.21 | L | ---- | ---- | |
| XL80S | 80 - 85 | AB281090 | 47.64 | L | ---- | ---- | ---- | ---- | ---- | ---- | ---- | ---- | |
| XR80 | 79 - 84 | AB281090 | 47.64 | L | ---- | ---- | ---- | ---- | ---- | ---- | ---- | ---- | |
| XR80R | 85 - 03 | AB281090 | 47.64 | L | AB271091 | 79.59 | L | AB295017 | 17.21 | L | ---- | ---- | |
| CR85R/RB | 03 - 07 | AB281019 | 51.89 | L | AB271045 | 55.95 | L | AB295018 | 17.59 | L | AB295055 | 22.49 L | |
| CRF100F | 04 - 13 | AB281090 | 47.64 | L | AB271090 | 79.59 | L | AB295017 | 17.21 | L | ---- | ---- | |
| XR100R | 85 - 00 | AB281090 | 47.64 | L | AB271091 | 79.59 | L | AB295017 | 17.21 | L | ---- | ---- | |
| XR100R | 01 - 03 | AB281090 | 47.64 | L | AB271090 | 79.59 | L | AB295017 | 17.21 | L | ---- | ---- | |
| CR125R | 79 - 80 | AB281141 | 49.75 | L | ---- | ---- | ---- | ---- | ---- | ---- | ---- | ---- | |
| CR125R | 81 | AB281184 | 52.94 | L | ---- | ---- | ---- | ---- | ---- | ---- | ---- | ---- | |
| CR125R | 82 - 84 | AB281142 | 58.58 | L | ---- | ---- | ---- | ---- | ---- | ---- | ---- | ---- | |
| CR125R | 85 | AB281013 | 63.53 | L | AB271016 | 79.59 | L | AB291017 | 22.98 | L | ---- | ---- | |
| CR125R | 86 | AB281014 | 69.89 | L | AB271016 | 79.59 | L | AB291017 | 22.98 | L | ---- | ---- | |
| CR125R | 87 - 88 | AB281013 | 63.53 | L | AB271016 | 79.59 | L | AB291017 | 22.98 | L | AB291006 | 22.49 L | |
| CR125R | 89 | AB281030 | 69.89 | L | AB271026 | 79.59 | L | AB295029 | 22.98 | L | AB291006 | 22.49 L | |
| CR125R | 90 | AB281029 | 69.89 | L | AB271026 | 79.59 | L | AB295029 | 22.98 | L | AB291006 | 22.49 L | |
| CR125R | 91 - 92 | AB281030 | 69.89 | L | AB271019 | 79.59 | L | AB295006 | 22.98 | L | AB291006 | 22.49 L | |
| CR125R | 93 | AB281041 | 69.89 | L | AB271054 | 79.59 | L | AB295006 | 22.98 | L | AB291006 | 22.49 L | |
| CR125R | 94 - 95 | AB281041 | 69.89 | L | AB271029 | 79.59 | L | AB295004 | 23.49 | L | AB291012 | 22.98 L | |
| CR125R | 96 | AB281041 | 69.89 | L | AB271033 | 79.59 | L | AB295005 | 23.49 | L | AB291013 | 21.35 L | |
| CR125R | 97 | AB281041 | 69.89 | L | AB271035 | 79.59 | L | AB295008 | 19.22 | L | AB291013 | 21.35 L | |
| CR125R | 98 - 99 | AB281041 | 69.89 | L | AB271008 | 79.59 | L | AB295008 | 19.22 | L | AB291013 | 21.35 L | |
| CR125R | 00 - 01 | AB281041 | 69.89 | L | AB271003 | 79.59 | L | AB295008 | 19.22 | L | AB291013 | 21.35 L | |
| CR125R | 02 - 07 | AB281040 | 69.89 | L | AB271125 | 79.59 | L | AB295008 | 19.22 | L | AB291013 | 21.35 L | |
| XLR125 (Euro) | 98 | AB281021 | 69.89 | L | ---- | ---- | ---- | ---- | ---- | ---- | ---- | ---- | |
| XR125L (Euro) | 04 - 11 | AB281099 | 50.83 | L | ---- | ---- | ---- | ---- | ---- | ---- | ---- | ---- | |

- accessories
- body
- handlebar & grips
- cables & levers
- exhaust
- engine
- fuel & intake
- electrical & ignition
- clutch
- drive
- bearings
- brakes
- steering & suspension
- tires
- tools & shop

STEERING & SUSPENSION



BEARING KITS CONTINUED

| MODEL | YEARS | SWING ARM BEARING SEAL KIT | | | LINKAGE BEARING SEAL KIT | | | LOWER REAR SHOCK BEARING KIT | | | UPPER REAR SHOCK BEARING KIT | | |
|-------------------------|---------|----------------------------|-------|---|--------------------------|-------|---|------------------------------|-------|------|------------------------------|---------|--|
| HONDA CONTINUED | | | | | | | | | | | | | |
| CRF150F | 03 - 16 | AB281099 | 50.83 | L | AB271098 | 79.59 | L | AB295019 | 16.49 | L | ---- | | |
| CRF150R/RB | 07 - 16 | AB281019 | 51.89 | L | AB271153 | 79.59 | L | AB291023 | 23.49 | L | AB295055 | 22.49 L | |
| CTX200 | 02 - 11 | AB281165 | 45.53 | L | AB271169 | 79.59 | L | ---- | | ---- | | | |
| TLR200 Reflex | 86 - 87 | AB281145 | 41.97 | L | ---- | | | ---- | | | ---- | | |
| XL200R | 83 - 84 | AB281144 | 49.75 | L | ---- | | | ---- | | | ---- | | |
| XR200R | 81 - 83 | ---- | | | ---- | | | ---- | | | AB291017 | 22.98 L | |
| XR200R | 84 - 87 | AB281049 | 66.72 | L | ---- | | | ---- | | | AB291017 | 22.98 L | |
| XR200R | 88 - 89 | AB281021 | 69.89 | L | ---- | | | ---- | | | AB291017 | 22.98 L | |
| XR200R | 90 - 91 | AB281021 | 69.89 | L | AB271028 | 79.59 | L | ---- | | | AB291017 | 22.98 L | |
| XR200R | 92 - 02 | AB281021 | 69.89 | L | AB271028 | 79.59 | L | ---- | | | AB291015 | 23.49 L | |
| CRF230F | 03 - 16 | AB281099 | 50.83 | L | AB271098 | 79.59 | L | AB295019 | 16.49 | L | ---- | | |
| CRF230L | 08 - 09 | AB281193 | 49.94 | L | AB271168 | 79.59 | L | AB295019 | 16.49 | L | ---- | | |
| CRF230M | 09 | AB281193 | 49.94 | L | AB271168 | 79.59 | L | AB295019 | 16.49 | L | ---- | | |
| CR250 | 75 - 76 | AB281166 | 52.94 | L | ---- | | | ---- | | | ---- | | |
| CR250R | 78 - 80 | AB281141 | 49.75 | L | ---- | | | ---- | | | ---- | | |
| CR250R | 81 | AB281184 | 52.94 | L | ---- | | | ---- | | | ---- | | |
| CR250R | 82 - 84 | AB281142 | 58.58 | L | ---- | | | ---- | | | ---- | | |
| CR250R | 85 | AB281013 | 63.53 | L | AB271016 | 79.59 | L | AB291017 | 22.98 | L | ---- | | |
| CR250R | 86 | AB281014 | 69.89 | L | AB271016 | 79.59 | L | AB291017 | 22.98 | L | ---- | | |
| CR250R | 87 | AB281013 | 63.53 | L | AB271016 | 79.59 | L | AB291017 | 22.98 | L | ---- | | |
| CR250R | 88 | AB281030 | 69.89 | L | AB271158 | 79.59 | L | ---- | | | ---- | | |
| CR250R | 89 - 90 | AB281030 | 69.89 | L | AB271026 | 79.59 | L | AB295029 | 22.98 | L | ---- | | |
| CR250R | 91 | AB281030 | 69.89 | L | AB271019 | 79.59 | L | AB295006 | 22.98 | L | AB291006 | 22.49 L | |
| CR250R | 92 - 93 | AB281039 | 69.89 | L | AB271054 | 79.59 | L | AB295006 | 22.98 | L | AB291006 | 22.49 L | |
| CR250R | 94 | AB281039 | 69.89 | L | AB271029 | 79.59 | L | AB295004 | 23.49 | L | AB291006 | 22.49 L | |
| CR250R | 95 | AB281039 | 69.89 | L | AB271029 | 79.59 | L | AB295004 | 23.49 | L | AB291012 | 22.98 L | |
| CR250R | 96 | AB281039 | 69.89 | L | AB271033 | 79.59 | L | AB295005 | 23.49 | L | AB291012 | 22.98 L | |
| CR250R | 97 | AB281039 | 69.89 | L | AB271007 | 79.59 | L | AB295008 | 19.22 | L | AB291013 | 21.35 L | |
| CR250R | 98 - 99 | AB281039 | 69.89 | L | AB271008 | 79.59 | L | AB295008 | 19.22 | L | AB291013 | 21.35 L | |
| CR250R | 00 - 01 | AB281039 | 69.89 | L | AB271003 | 79.59 | L | AB295008 | 19.22 | L | AB291013 | 21.35 L | |
| CR250R | 02 - 07 | AB281037 | 69.89 | L | AB271125 | 79.59 | L | AB295008 | 19.22 | L | AB291013 | 21.35 L | |
| CRF250L | 13 - 15 | 132876 | 52.50 | L | ---- | | | AB295019 | 16.49 | L | ---- | | |
| CRF250R | 04 - 09 | AB281127 | 69.89 | L | AB271125 | 79.59 | L | AB295008 | 19.22 | L | AB291013 | 21.35 L | |
| CRF250R | 10 - 13 | AB281128 | 69.89 | L | AB271172 | 79.59 | L | AB295008 | 19.22 | L | AB291013 | 21.35 L | |
| CRF250R | 14 - 16 | 132681 | 69.89 | L | AB271172 | 79.59 | L | AB295008 | 19.22 | L | AB291013 | 21.35 L | |
| CRF250X | 04 - 15 | AB281127 | 69.89 | L | AB271125 | 79.59 | L | AB295008 | 19.22 | L | AB291013 | 21.35 L | |
| CRM250AR (NOT US MODEL) | 96 - 99 | ---- | | | ---- | | | ---- | | | AB291001 | 23.49 L | |
| MR250 | 76 | AB281166 | 52.94 | L | ---- | | | ---- | | | ---- | | |
| XL250R | 82 - 87 | AB281049 | 66.72 | L | ---- | | | ---- | | | ---- | | |
| XR250L | 91 - 96 | AB281021 | 69.89 | L | ---- | | | ---- | | | ---- | | |
| XR250R | 81 - 82 | AB281101 | 66.72 | L | ---- | | | ---- | | | ---- | | |
| XR250R | 84 - 85 | AB281049 | 66.72 | L | ---- | | | ---- | | | ---- | | |
| XR250R | 86 - 87 | AB281049 | 66.72 | L | AB271046 | 79.59 | L | AB291018 | 22.98 | L | ---- | | |
| XR250R | 88 - 95 | AB281021 | 69.89 | L | AB271046 | 79.59 | L | AB291018 | 22.98 | L | ---- | | |
| XR250R | 96 - 04 | AB281011 | 67.78 | L | AB271049 | 79.59 | L | AB291018 | 22.98 | L | ---- | | |
| XRE300 (SA) | 10 - 12 | ---- | | | ---- | | | AB295019 | 16.49 | L | ---- | | |
| XL350R | 84 - 85 | AB281054 | 69.89 | L | ---- | | | ---- | | | ---- | | |
| XR350R | 83 - 84 | AB281054 | 69.89 | L | ---- | | | ---- | | | ---- | | |
| XR350R | 85 | AB281054 | 69.89 | L | AB271046 | 79.59 | L | AB291018 | 22.98 | L | AB291018 | 22.98 L | |
| XR400R | 96 - 97 | AB281012 | 67.78 | L | AB271049 | 79.59 | L | AB291018 | 22.98 | L | ---- | | |
| XR400R | 98 - 04 | AB281012 | 67.78 | L | AB271047 | 79.59 | L | AB295019 | 16.49 | L | AB291001 | 23.49 L | |
| CR450R | 81 | AB281184 | 52.94 | L | ---- | | | ---- | | | ---- | | |
| CRF450R | 02 - 04 | AB281037 | 69.89 | L | AB271125 | 79.59 | L | AB295008 | 19.22 | L | AB291013 | 21.35 L | |



BEARING KITS CONTINUED

| MODEL | YEARS | SWING ARM BEARING SEAL KIT | | | LINKAGE BEARING SEAL KIT | | | LOWER REAR SHOCK BEARING KIT | | | UPPER REAR SHOCK BEARING KIT | | |
|------------------------|---------|----------------------------|-------|------|--------------------------|-------|------|------------------------------|-------|------|------------------------------|-------|------|
| HONDA CONTINUED | | | | | | | | | | | | | |
| CRF450R | 05 - 08 | AB281128 | 69.89 | L | AB271125 | 79.59 | L | AB295008 | 19.22 | L | AB291013 | 21.35 | L |
| CRF450R | 09 - 12 | AB281128 | 69.89 | L | AB271172 | 79.59 | L | AB295008 | 19.22 | L | AB291013 | 21.35 | L |
| CRF450R | 13 - 15 | 132681 | 69.89 | L | AB271172 | 79.59 | L | AB295008 | 19.22 | L | AB291013 | 21.35 | L |
| CRF450R | 16 | 132681 | 69.89 | L | AB271172 | 79.59 | L | AB295008 | 19.22 | L | ---- | ---- | ---- |
| CRF450X | 05 - 15 | AB281128 | 69.89 | L | AB271125 | 79.59 | L | AB295008 | 19.22 | L | AB291013 | 21.35 | L |
| CR480R | 82 - 83 | AB281142 | 58.58 | L | ---- | ---- | ---- | ---- | ---- | ---- | ---- | ---- | ---- |
| CR500R | 84 | AB281142 | 58.58 | L | ---- | ---- | ---- | ---- | ---- | ---- | ---- | ---- | ---- |
| CR500R | 85 | AB281013 | 63.53 | L | AB271016 | 79.59 | L | AB291017 | 22.98 | L | AB291015 | 23.49 | L |
| CR500R | 86 | AB281014 | 69.89 | L | AB271016 | 79.59 | L | AB291017 | 22.98 | L | ---- | ---- | ---- |
| CR500R | 87 - 88 | AB281013 | 63.53 | L | AB271016 | 79.59 | L | AB291017 | 22.98 | L | ---- | ---- | ---- |
| CR500R | 89 - 90 | AB281030 | 69.89 | L | AB271026 | 79.59 | L | AB295029 | 22.98 | L | ---- | ---- | ---- |
| CR500R | 91 - 92 | AB281030 | 69.89 | L | AB271019 | 79.59 | L | AB295006 | 22.98 | L | AB291006 | 22.49 | L |
| CR500R | 93 | AB281030 | 69.89 | L | AB271021 | 79.59 | L | AB295006 | 22.98 | L | AB291006 | 22.49 | L |
| CR500R | 94 | AB281030 | 69.89 | L | AB271021 | 79.59 | L | AB295006 | 22.98 | L | AB291012 | 22.98 | L |
| CR500R | 95 | AB281030 | 69.89 | L | AB271024 | 79.59 | L | AB295004 | 23.49 | L | AB291012 | 22.98 | L |
| CR500R | 96 - 01 | AB281030 | 69.89 | L | AB271025 | 79.59 | L | AB295030 | 23.49 | L | AB291013 | 21.35 | L |
| XL500R | 82 | AB281101 | 66.72 | L | ---- | ---- | ---- | ---- | ---- | ---- | ---- | ---- | ---- |
| XL500S | 81 | AB281101 | 66.72 | L | ---- | ---- | ---- | ---- | ---- | ---- | ---- | ---- | ---- |
| XR500R | 81 - 82 | AB281101 | 66.72 | L | ---- | ---- | ---- | ---- | ---- | ---- | ---- | ---- | ---- |
| XR500R | 83 - 84 | AB281054 | 69.89 | L | ---- | ---- | ---- | ---- | ---- | ---- | ---- | ---- | ---- |
| XL600R | 83 - 87 | AB281054 | 69.89 | L | ---- | ---- | ---- | ---- | ---- | ---- | ---- | ---- | ---- |
| XR600R | 85 - 87 | AB281054 | 69.89 | L | AB271046 | 79.59 | L | AB291018 | 22.98 | L | AB291018 | 22.98 | L |
| XR600R | 88 - 00 | AB281020 | 69.89 | L | AB271046 | 79.59 | L | AB291018 | 22.98 | L | ---- | ---- | ---- |
| FMX650 (Euro) | 05 - 06 | ---- | ---- | ---- | ---- | ---- | ---- | AB295019 | 16.49 | L | ---- | ---- | ---- |
| XR650L | 93 - 15 | AB281020 | 69.89 | L | AB271046 | 79.59 | L | AB291018 | 22.98 | L | ---- | ---- | ---- |
| XR650R | 00 - 07 | AB281108 | 69.89 | L | AB271112 | 79.59 | L | AB295008 | 19.22 | L | AB295055 | 22.49 | L |
| HUSABERG | | | | | | | | | | | | | |
| FE250 | 13 - 14 | AB281168 | 54.33 | L | ---- | ---- | ---- | AB271089 | 43.10 | L | AB295059 | 25.19 | L |
| TE250 | 11 - 14 | AB281168 | 54.33 | L | ---- | ---- | ---- | AB271089 | 43.10 | L | AB295059 | 25.19 | L |
| TE300 | 11 - 14 | AB281168 | 54.33 | L | ---- | ---- | ---- | AB271089 | 43.10 | L | AB295059 | 25.19 | L |
| FE350 | 13 - 14 | AB281168 | 54.33 | L | ---- | ---- | ---- | AB271089 | 43.10 | L | AB295059 | 25.19 | L |
| 390FE | 10 - 11 | AB281125 | 54.33 | L | ---- | ---- | ---- | AB271089 | 43.10 | L | AB295059 | 25.19 | L |
| 450FC | 01 - 04 | 131308 | 52.94 | L | ---- | ---- | ---- | 131382 | 47.74 | L | ---- | ---- | ---- |
| 450FC | 05 | 131309 | 52.94 | L | ---- | ---- | ---- | 131382 | 47.74 | L | ---- | ---- | ---- |
| 450FE | 04 | 131308 | 52.94 | L | ---- | ---- | ---- | 131382 | 47.74 | L | ---- | ---- | ---- |
| 450FE | 05 - 08 | 131309 | 52.94 | L | ---- | ---- | ---- | 131382 | 47.74 | L | ---- | ---- | ---- |
| 450FE | 09 - 11 | AB281125 | 54.33 | L | ---- | ---- | ---- | AB271089 | 43.10 | L | AB295059 | 25.19 | L |
| 450FE-E | 01 - 03 | 131308 | 52.94 | L | ---- | ---- | ---- | 131382 | 47.74 | L | ---- | ---- | ---- |
| 450FS | 04 | 131308 | 52.94 | L | ---- | ---- | ---- | 131382 | 47.74 | L | ---- | ---- | ---- |
| 450FS-C | 01 - 03 | 131308 | 52.94 | L | ---- | ---- | ---- | 131382 | 47.74 | L | ---- | ---- | ---- |
| 450FS-C | 05 - 06 | 131309 | 52.94 | L | ---- | ---- | ---- | 131382 | 47.74 | L | ---- | ---- | ---- |
| 450FS-E | 01 - 03 | 131308 | 52.94 | L | ---- | ---- | ---- | 131382 | 47.74 | L | ---- | ---- | ---- |
| 450FS-E | 05 - 08 | 131309 | 52.94 | L | ---- | ---- | ---- | 131382 | 47.74 | L | ---- | ---- | ---- |
| 450FX | 10 - 11 | AB281125 | 54.33 | L | ---- | ---- | ---- | AB271089 | 43.10 | L | AB295059 | 25.19 | L |
| 450FX-E | 01 - 03 | 131308 | 52.94 | L | ---- | ---- | ---- | 131382 | 47.74 | L | ---- | ---- | ---- |
| FE450 | 14 | AB281125 | 54.33 | L | ---- | ---- | ---- | AB271089 | 43.10 | L | AB295059 | 25.19 | L |
| FE501 | 13 | AB281168 | 54.33 | L | ---- | ---- | ---- | AB271089 | 43.10 | L | AB295059 | 25.19 | L |
| FE501 | 14 | AB281125 | 54.33 | L | ---- | ---- | ---- | AB271089 | 43.10 | L | ---- | ---- | ---- |
| 550FE | 07 - 08 | 131309 | 52.94 | L | ---- | ---- | ---- | 131382 | 47.74 | L | ---- | ---- | ---- |
| 550FS-E | 07 | 131309 | 52.94 | L | ---- | ---- | ---- | 131382 | 47.74 | L | ---- | ---- | ---- |
| 570FE | 09 - 11 | AB281125 | 54.33 | L | ---- | ---- | ---- | AB271089 | 43.10 | L | AB295059 | 25.19 | L |
| 570FS | 10 - 11 | AB281125 | 54.33 | L | ---- | ---- | ---- | AB271089 | 43.10 | L | AB295059 | 25.19 | L |
| 650FC | 04 | 131308 | 52.94 | L | ---- | ---- | ---- | 131382 | 47.74 | L | ---- | ---- | ---- |

- accessories
- body
- handlebar & grips
- cables & levers
- exhaust
- engine
- fuel & intake
- electrical & ignition
- clutch
- drive
- bearings
- brakes
- steering & suspension
- tires
- tools & shop

STEERING & SUSPENSION



BEARING KITS CONTINUED

| MODEL | YEARS | SWING ARM BEARING SEAL KIT | | | LINKAGE BEARING SEAL KIT | | | LOWER REAR SHOCK BEARING KIT | | | UPPER REAR SHOCK BEARING KIT | | |
|---------------------------|---------|----------------------------|-------|---|--------------------------|-------|---|------------------------------|-------|---|------------------------------|---------|--|
| HUSABERG CONTINUED | | | | | | | | | | | | | |
| 650FC | 05 | 131309 | 52.94 | L | ---- | | | 131382 | 47.74 | L | ---- | | |
| 650FE | 04 | 131308 | 52.94 | L | ---- | | | 131382 | 47.74 | L | ---- | | |
| 650FE | 05 - 08 | 131309 | 52.94 | L | ---- | | | 131382 | 47.74 | L | ---- | | |
| 650FS | 04 | 131308 | 52.94 | L | ---- | | | 131382 | 47.74 | L | ---- | | |
| 650FS | 08 | 131309 | 52.94 | L | ---- | | | 131382 | 47.74 | L | ---- | | |
| 650FS-C | 05 - 06 | 131309 | 52.94 | L | ---- | | | 131382 | 47.74 | L | ---- | | |
| 650FS-E | 05 - 07 | 131309 | 52.94 | L | ---- | | | 131382 | 47.74 | L | ---- | | |
| HUSQVARNA | | | | | | | | | | | | | |
| CR65 | 12 | AB281129 | 49.75 | L | ---- | | | ---- | | | ---- | | |
| TC 85 | 14 - 15 | AB281087 | 75.19 | L | ---- | | | AB295059 | 25.19 | L | AB295059 | 25.19 L | |
| CR125 | 93 - 95 | 131250 | 62.42 | L | 131135 | 79.59 | L | 131371 | 28.04 | L | ---- | | |
| CR125 | 96 - 01 | 131250 | 62.42 | L | 131098 | 79.59 | L | 131371 | 28.04 | L | ---- | | |
| CR125 | 02 - 04 | 131250 | 62.42 | L | 131109 | 79.59 | L | 131371 | 28.04 | L | ---- | | |
| CR125 | 05 - 08 | 131250 | 62.42 | L | 131121 | 79.59 | L | 131371 | 28.04 | L | ---- | | |
| CR125 | 09 | 131327 | 50.83 | L | 131148 | 79.59 | L | 131387 | 22.98 | L | ---- | | |
| CR125 | 10 - 13 | 131327 | 50.83 | L | 131148 | 79.59 | L | ---- | | | ---- | | |
| SM125 | 98 | 131250 | 62.42 | L | ---- | | | ---- | | | ---- | | |
| TC 125 | 14 - 15 | AB281168 | 54.33 | L | 132344 | 79.59 | L | 132650 | 21.35 | L | 132677 | 25.98 L | |
| TE 125 | 15 | AB281168 | 54.33 | L | 132344 | 79.59 | L | 132650 | 21.35 | L | 132677 | 25.98 L | |
| WR125 | 96 - 00 | 131250 | 62.42 | L | 131135 | 79.59 | L | 131371 | 28.04 | L | ---- | | |
| WR125 | 01 | 131250 | 62.42 | L | 131098 | 79.59 | L | 131371 | 28.04 | L | ---- | | |
| WR125 | 02 - 04 | 131250 | 62.42 | L | 131109 | 79.59 | L | 131371 | 28.04 | L | ---- | | |
| WR125 | 05 - 08 | 131250 | 62.42 | L | 131121 | 79.59 | L | 131371 | 28.04 | L | ---- | | |
| WR125 | 09 | 131327 | 50.83 | L | 131148 | 79.59 | L | 131387 | 22.98 | L | ---- | | |
| WR125 | 10 - 13 | 131327 | 50.83 | L | 131148 | 79.59 | L | ---- | | | ---- | | |
| WRE125 | 95 | 131250 | 62.42 | L | 131135 | 79.59 | L | 131371 | 28.04 | L | ---- | | |
| WXC-WXE 125 | 94 - 95 | 131250 | 62.42 | L | 131135 | 79.59 | L | 131371 | 28.04 | L | ---- | | |
| CR250 | 93 - 96 | 131250 | 62.42 | L | 131135 | 79.59 | L | 131371 | 28.04 | L | ---- | | |
| CR250 | 97 - 01 | 131250 | 62.42 | L | 131098 | 79.59 | L | 131371 | 28.04 | L | ---- | | |
| CR250 | 02 - 04 | 131250 | 62.42 | L | 131109 | 79.59 | L | 131371 | 28.04 | L | ---- | | |
| FC 250 | 14 - 15 | AB281168 | 54.33 | L | 132344 | 79.59 | L | 132650 | 21.35 | L | 132677 | 25.98 L | |
| FE 250 | 14 - 15 | AB281168 | 54.33 | L | 132344 | 79.59 | L | 132650 | 21.35 | L | 132677 | 25.98 L | |
| TC 250 | 14 - 15 | AB281168 | 54.33 | L | 132344 | 79.59 | L | 132650 | 21.35 | L | 132677 | 25.98 L | |
| TC250 | 03 | 131250 | 62.42 | L | 131125 | 79.59 | L | 131371 | 28.04 | L | ---- | | |
| TC250 | 04 | 131250 | 62.42 | L | 131123 | 79.59 | L | 131371 | 28.04 | L | ---- | | |
| TC250 | 05 - 07 | 131250 | 62.42 | L | 131122 | 79.59 | L | 131371 | 28.04 | L | ---- | | |
| TC250 | 08 - 13 | 131327 | 50.83 | L | 131148 | 79.59 | L | 131387 | 22.98 | L | ---- | | |
| TE 250 | 14 - 15 | AB281168 | 54.33 | L | 132344 | 79.59 | L | 132650 | 21.35 | L | 132677 | 25.98 L | |
| TE250 | 03 | 131250 | 62.42 | L | 131125 | 79.59 | L | 131371 | 28.04 | L | ---- | | |
| TE250 | 04 | 131250 | 62.42 | L | 131123 | 79.59 | L | 131371 | 28.04 | L | ---- | | |
| TE250 | 05 - 07 | 131250 | 62.42 | L | 131122 | 79.59 | L | 131371 | 28.04 | L | ---- | | |
| TE250 | 08 - 13 | 131327 | 50.83 | L | 131148 | 79.59 | L | 131387 | 22.98 | L | ---- | | |
| TXC250 | 08 - 13 | 131327 | 50.83 | L | 131148 | 79.59 | L | 131387 | 22.98 | L | ---- | | |
| WR250 | 96 - 00 | 131250 | 62.42 | L | 131135 | 79.59 | L | 131371 | 28.04 | L | ---- | | |
| WR250 | 01 | 131250 | 62.42 | L | 131098 | 79.59 | L | 131371 | 28.04 | L | ---- | | |
| WR250 | 02 - 04 | 131250 | 62.42 | L | 131109 | 79.59 | L | 131371 | 28.04 | L | ---- | | |
| WR250 | 05 - 13 | 131250 | 62.42 | L | 131121 | 79.59 | L | 131371 | 28.04 | L | ---- | | |
| WXC-WXE 250 | 93 - 95 | 131250 | 62.42 | L | 131135 | 79.59 | L | 131371 | 28.04 | L | ---- | | |
| TE 300 | 14 - 15 | AB281168 | 54.33 | L | 132344 | 79.59 | L | 132650 | 21.35 | L | 132677 | 25.98 L | |
| WR300 | 08 - 13 | 131250 | 62.42 | L | 131121 | 79.59 | L | 131371 | 28.04 | L | ---- | | |
| TE310 | 09 - 13 | 131327 | 50.83 | L | 131148 | 79.59 | L | 131387 | 22.98 | L | ---- | | |
| TXC310 | 12 - 13 | 131327 | 50.83 | L | 131148 | 79.59 | L | 131387 | 22.98 | L | ---- | | |
| FC 350 | 14 - 15 | AB281168 | 54.33 | L | 132344 | 79.59 | L | 132650 | 21.35 | L | 132677 | 25.98 L | |



BEARING KITS CONTINUED

| MODEL | YEARS | SWING ARM BEARING SEAL KIT | | | LINKAGE BEARING SEAL KIT | | | LOWER REAR SHOCK BEARING KIT | | | UPPER REAR SHOCK BEARING KIT | | |
|----------------------------|---------|----------------------------|-------|---|--------------------------|-------|---|------------------------------|-------|---|------------------------------|-------|---|
| HUSQVARNA CONTINUED | | | | | | | | | | | | | |
| FE 350 | 14 - 15 | AB281168 | 54.33 | L | 132344 | 79.59 | L | 132650 | 21.35 | L | 132677 | 25.98 | L |
| FE 350S | 15 | AB281168 | 54.33 | L | 132344 | 79.59 | L | 132650 | 21.35 | L | 132677 | 25.98 | L |
| TE350 | 95 | ---- | | | 131135 | 79.59 | L | 131371 | 28.04 | L | ---- | | |
| WXC-WXE 350 | 94 | ---- | | | 131135 | 79.59 | L | 131371 | 28.04 | L | ---- | | |
| CR360 | 93 | ---- | | | 131135 | 79.59 | L | 131371 | 28.04 | L | ---- | | |
| WR360 | 96 - 00 | 131250 | 62.42 | L | 131135 | 79.59 | L | 131371 | 28.04 | L | ---- | | |
| WR360 | 01 | 131250 | 62.42 | L | 131098 | 79.59 | L | 131371 | 28.04 | L | ---- | | |
| WR360 | 02 | 131250 | 62.42 | L | 131109 | 79.59 | L | 131371 | 28.04 | L | ---- | | |
| WXC-WXE 360 | 93 - 95 | 131250 | 62.42 | L | 131135 | 79.59 | L | 131371 | 28.04 | L | ---- | | |
| SM400R | 04 | 131250 | 62.42 | L | 131123 | 79.59 | L | 131371 | 28.04 | L | ---- | | |
| FC 450 | 14 - 15 | AB281125 | 54.33 | L | 132344 | 79.59 | L | 132650 | 21.35 | L | 132677 | 25.98 | L |
| FE 450 | 14 | AB281125 | 54.33 | L | 132344 | 79.59 | L | 132650 | 21.35 | L | 132677 | 25.98 | L |
| SM450 | 10 | 131327 | 50.83 | L | 131148 | 79.59 | L | 131387 | 22.98 | L | ---- | | |
| SM450R | 03 | 131250 | 62.42 | L | 131125 | 79.59 | L | 131371 | 28.04 | L | ---- | | |
| SM450R | 04 | 131250 | 62.42 | L | 131123 | 79.59 | L | 131371 | 28.04 | L | ---- | | |
| SM450R | 05 - 07 | 131250 | 62.42 | L | 131122 | 79.59 | L | 131371 | 28.04 | L | ---- | | |
| SM450R | 08 - 09 | 131327 | 50.83 | L | 131148 | 79.59 | L | 131387 | 22.98 | L | ---- | | |
| TC450 | 03 | 131250 | 62.42 | L | 131125 | 79.59 | L | 131371 | 28.04 | L | ---- | | |
| TC450 | 04 | 131250 | 62.42 | L | 131123 | 79.59 | L | 131371 | 28.04 | L | ---- | | |
| TC450 | 05 - 07 | 131250 | 62.42 | L | 131122 | 79.59 | L | 131371 | 28.04 | L | ---- | | |
| TC450 | 08 - 10 | 131327 | 50.83 | L | 131148 | 79.59 | L | 131387 | 22.98 | L | ---- | | |
| TE450 | 03 | 131250 | 62.42 | L | 131125 | 79.59 | L | 131371 | 28.04 | L | ---- | | |
| TE450 | 04 | 131250 | 62.42 | L | 131123 | 79.59 | L | 131371 | 28.04 | L | ---- | | |
| TE450 | 05 - 07 | 131250 | 62.42 | L | 131122 | 79.59 | L | 131371 | 28.04 | L | ---- | | |
| TE450 | 08 - 10 | 131327 | 50.83 | L | 131148 | 79.59 | L | 131387 | 22.98 | L | ---- | | |
| TXC450 | 08 - 10 | 131327 | 50.83 | L | 131148 | 79.59 | L | 131387 | 22.98 | L | ---- | | |
| FE 501 | 14 - 15 | AB281125 | 54.33 | L | 132344 | 79.59 | L | 132650 | 21.35 | L | 132677 | 25.98 | L |
| FE 501S | 15 | AB281125 | 54.33 | L | 132344 | 79.59 | L | 132650 | 21.35 | L | 132677 | 25.98 | L |
| SM510 | 10 | 131327 | 50.83 | L | 131148 | 79.59 | L | 131387 | 22.98 | L | ---- | | |
| SM510R | 05 - 07 | 131250 | 62.42 | L | 131122 | 79.59 | L | 131371 | 28.04 | L | ---- | | |
| SM510R | 08 - 09 | 131327 | 50.83 | L | 131148 | 79.59 | L | 131387 | 22.98 | L | ---- | | |
| TC510 | 05 - 07 | 131250 | 62.42 | L | 131122 | 79.59 | L | 131371 | 28.04 | L | ---- | | |
| TC510 | 08 - 09 | 131327 | 50.83 | L | 131148 | 79.59 | L | 131387 | 22.98 | L | ---- | | |
| TE510 | 04 | 131250 | 62.42 | L | 131123 | 79.59 | L | 131371 | 28.04 | L | ---- | | |
| TE510 | 05 - 07 | 131250 | 62.42 | L | 131122 | 79.59 | L | 131371 | 28.04 | L | ---- | | |
| TE510 | 09 - 10 | 131327 | 50.83 | L | 131148 | 79.59 | L | 131387 | 22.98 | L | ---- | | |
| TXC510 | 08 - 10 | 131327 | 50.83 | L | 131148 | 79.59 | L | 131387 | 22.98 | L | ---- | | |
| SM530R | 09 | 131327 | 50.83 | L | 131148 | 79.59 | L | 131387 | 22.98 | L | ---- | | |
| TE610 | 98 | ---- | | | 131135 | 79.59 | L | ---- | | | ---- | | |
| TE-E610 | 99 - 01 | ---- | | | 131135 | 79.59 | L | 131371 | 28.04 | L | ---- | | |
| WXC-WXE 610 | 94 - 95 | ---- | | | 131135 | 79.59 | L | 131371 | 28.04 | L | ---- | | |
| SMS630 | 10 - 11 | ---- | | | 131123 | 79.59 | L | ---- | | | ---- | | |
| TE630 | 10 - 11 | ---- | | | 131123 | 79.59 | L | ---- | | | ---- | | |
| KAWASAKI | | | | | | | | | | | | | |
| KX60 | 83 | AB281067 | 50.83 | L | ---- | | | ---- | | | ---- | | |
| KX60 | 84 | AB281067 | 50.83 | L | ---- | | | ---- | | | AB295040 | 22.98 | L |
| KX60 | 85 - 03 | AB281067 | 50.83 | L | AB271059 | 79.59 | L | ---- | | | AB295040 | 22.98 | L |
| KX65 | 00 - 01 | AB281067 | 50.83 | L | ---- | | | AB295022 | 15.99 | L | ---- | | |
| KX65 | 02 - 15 | AB281067 | 50.83 | L | AB271011 | 79.59 | L | AB295022 | 15.99 | L | ---- | | |
| KDX80 | 84 - 88 | AB281067 | 50.83 | L | AB271110 | 79.59 | L | ---- | | | ---- | | |
| KX80 | 83 - 85 | AB281067 | 50.83 | L | AB271110 | 79.59 | L | ---- | | | AB295040 | 22.98 | L |
| KX80 | 86 - 90 | AB281067 | 50.83 | L | ---- | | | ---- | | | ---- | | |
| KX80 | 91 - 97 | AB281067 | 50.83 | L | AB271013 | 79.59 | L | AB291002 | 21.35 | L | ---- | | |

- accessories
- body
- handlebar & grips
- cables & levers
- exhaust
- engine
- fuel & intake
- electrical & ignition
- clutch
- drive
- bearings
- brakes
- steering & suspension
- tires
- tools & shop

STEERING & SUSPENSION



BEARING KITS CONTINUED

| MODEL | YEARS | SWING ARM BEARING SEAL KIT | | | LINKAGE BEARING SEAL KIT | | | LOWER REAR SHOCK BEARING KIT | | | UPPER REAR SHOCK BEARING KIT | | |
|---------------------------|---------|----------------------------|-------|---|--------------------------|-------|---|------------------------------|-------|---|------------------------------|-------|---|
| KAWASAKI CONTINUED | | | | | | | | | | | | | |
| KX80 | 98 - 00 | AB281067 | 50.83 | L | AB271014 | 79.59 | L | AB295022 | 15.99 | L | AB291002 | 21.35 | L |
| KX80 Big Wheel | 92 - 94 | AB281067 | 50.83 | L | AB271013 | 79.59 | L | AB291002 | 21.35 | L | ---- | | |
| KX85 | 01 - 15 | AB281067 | 50.83 | L | AB271014 | 79.59 | L | AB295022 | 15.99 | L | AB291002 | 21.35 | L |
| KX100 | 95 - 97 | AB281067 | 50.83 | L | AB271013 | 79.59 | L | AB291002 | 21.35 | L | ---- | | |
| KX100 | 98 - 15 | AB281067 | 50.83 | L | AB271014 | 79.59 | L | AB295022 | 15.99 | L | AB291002 | 21.35 | L |
| KLX110 | 02 - 16 | AB281173 | 42.33 | L | ---- | | | ---- | | | ---- | | |
| KLX110L | 10 - 16 | AB281173 | 42.33 | L | ---- | | | ---- | | | ---- | | |
| KLX125 | 03 - 06 | AB281121 | 49.75 | L | AB271120 | 79.59 | L | AB295024 | 16.84 | L | ---- | | |
| KLX125L | 03 - 06 | AB281121 | 49.75 | L | AB271120 | 79.59 | L | AB295024 | 16.84 | L | ---- | | |
| KX125 | 82 | AB281081 | 47.64 | L | ---- | | | ---- | | | ---- | | |
| KX125 | 83 | AB281080 | 47.64 | L | ---- | | | ---- | | | ---- | | |
| KX125 | 84 | AB281082 | 47.64 | L | ---- | | | AB295040 | 22.98 | L | ---- | | |
| KX125 | 85 | AB281079 | 50.36 | L | AB271105 | 79.59 | L | AB295040 | 22.98 | L | ---- | | |
| KX125 | 86 | AB281080 | 47.64 | L | AB271107 | 79.59 | L | AB295040 | 22.98 | L | ---- | | |
| KX125 | 87 | AB281080 | 47.64 | L | 132766 | 79.59 | L | AB295040 | 22.98 | L | ---- | | |
| KX125 | 88 | AB281080 | 47.64 | L | 132767 | 79.59 | L | AB295041 | 23.49 | L | ---- | | |
| KX125 | 89 - 91 | AB281080 | 47.64 | L | AB271040 | 79.59 | L | AB291002 | 21.35 | L | AB291002 | 21.35 | L |
| KX125 | 92 | AB281066 | 50.83 | L | AB271040 | 79.59 | L | AB291002 | 21.35 | L | AB291002 | 21.35 | L |
| KX125 | 93 | AB281066 | 50.83 | L | AB271038 | 79.59 | L | AB291002 | 21.35 | L | AB291002 | 21.35 | L |
| KX125 | 94 - 95 | AB281065 | 50.83 | L | AB271036 | 79.59 | L | AB291002 | 21.35 | L | AB291002 | 21.35 | L |
| KX125 | 96 - 97 | AB281043 | 69.89 | L | AB271036 | 79.59 | L | AB291002 | 21.35 | L | AB291002 | 21.35 | L |
| KX125 | 98 | AB281042 | 69.89 | L | AB271037 | 79.59 | L | AB295022 | 15.99 | L | AB291002 | 21.35 | L |
| KX125 | 99 - 03 | AB281044 | 69.89 | L | AB271018 | 79.59 | L | AB295022 | 15.99 | L | AB291002 | 21.35 | L |
| KX125 | 04 - 05 | AB281044 | 69.89 | L | AB271117 | 79.59 | L | AB295022 | 15.99 | L | AB291002 | 21.35 | L |
| KLX140 | 08 - 16 | AB281194 | 49.94 | L | AB271167 | 79.59 | L | AB295022 | 15.99 | L | AB291002 | 21.35 | L |
| KLX140L | 08 - 16 | AB281194 | 49.94 | L | AB271167 | 79.59 | L | AB295022 | 15.99 | L | AB291002 | 21.35 | L |
| KDX200 | 83 - 84 | AB281081 | 47.64 | L | ---- | | | ---- | | | ---- | | |
| KDX200 | 85 | AB281079 | 50.36 | L | ---- | | | ---- | | | ---- | | |
| KDX200 | 86 - 88 | AB281103 | 47.64 | L | ---- | | | ---- | | | ---- | | |
| KDX200 | 89 - 94 | AB281080 | 47.64 | L | AB271040 | 79.59 | L | AB291002 | 21.35 | L | ---- | | |
| KDX200 | 95 - 06 | AB281064 | 47.64 | L | AB271036 | 79.59 | L | AB291002 | 21.35 | L | ---- | | |
| KDX220 | 97 - 05 | AB281064 | 47.64 | L | AB271036 | 79.59 | L | AB291002 | 21.35 | L | ---- | | |
| KDX250 | 83 - 84 | AB281081 | 47.64 | L | ---- | | | ---- | | | ---- | | |
| KDX250 | 91 - 94 | AB281080 | 47.64 | L | AB271040 | 79.59 | L | AB291002 | 21.35 | L | ---- | | |
| KL250 Super Sherpa | 00 - 10 | AB281164 | 45.53 | L | AB271144 | 79.59 | L | ---- | | | ---- | | |
| KLR250 | 85 - 05 | AB281083 | 49.75 | L | ---- | | | ---- | | | ---- | | |
| KLX250R | 94 | AB281080 | 47.64 | L | AB271138 | 79.59 | L | AB291002 | 21.35 | L | ---- | | |
| KLX250R | 95 - 96 | AB281080 | 47.64 | L | AB271123 | 79.59 | L | AB291002 | 21.35 | L | ---- | | |
| KLX250S | 06 - 14 | AB281080 | 47.64 | L | AB271123 | 79.59 | L | AB291002 | 21.35 | L | ---- | | |
| KLX250SF | 09 - 10 | AB281080 | 47.64 | L | AB271123 | 79.59 | L | AB291002 | 21.35 | L | ---- | | |
| KX250 | 82 | AB281081 | 47.64 | L | ---- | | | ---- | | | ---- | | |
| KX250 | 83 | AB281080 | 47.64 | L | ---- | | | ---- | | | ---- | | |
| KX250 | 84 | AB281082 | 47.64 | L | ---- | | | AB295040 | 22.98 | L | ---- | | |
| KX250 | 85 | AB281079 | 50.36 | L | AB271106 | 79.59 | L | AB295040 | 22.98 | L | ---- | | |
| KX250 | 86 | AB281080 | 47.64 | L | AB271106 | 79.59 | L | AB295040 | 22.98 | L | ---- | | |
| KX250 | 87 | AB281080 | 47.64 | L | 132766 | 79.59 | L | AB295040 | 22.98 | L | ---- | | |
| KX250 | 88 | AB281080 | 47.64 | L | 132767 | 79.59 | L | AB295041 | 23.49 | L | ---- | | |
| KX250 | 89 - 91 | AB281080 | 47.64 | L | AB271040 | 79.59 | L | AB291002 | 21.35 | L | AB291002 | 21.35 | L |
| KX250 | 92 | AB281066 | 50.83 | L | AB271040 | 79.59 | L | AB291002 | 21.35 | L | AB291002 | 21.35 | L |
| KX250 | 93 | AB281066 | 50.83 | L | AB271038 | 79.59 | L | AB291002 | 21.35 | L | AB291002 | 21.35 | L |
| KX250 | 94 - 95 | AB281065 | 50.83 | L | AB271036 | 79.59 | L | AB291002 | 21.35 | L | AB291002 | 21.35 | L |
| KX250 | 96 - 97 | AB281043 | 69.89 | L | AB271036 | 79.59 | L | AB291002 | 21.35 | L | AB291002 | 21.35 | L |
| KX250 | 98 | AB281042 | 69.89 | L | AB271037 | 79.59 | L | AB295022 | 15.99 | L | AB291002 | 21.35 | L |



BEARING KITS CONTINUED

| MODEL | YEARS | SWING ARM BEARING SEAL KIT | | | LINKAGE BEARING SEAL KIT | | | LOWER REAR SHOCK BEARING KIT | | | UPPER REAR SHOCK BEARING KIT | | |
|---------------------------|---------|----------------------------|-------|---|--------------------------|-------|---|------------------------------|-------|---|------------------------------|-------|---|
| KAWASAKI CONTINUED | | | | | | | | | | | | | |
| KX250 | 99 - 03 | AB281044 | 69.89 | L | AB271018 | 79.59 | L | AB295022 | 15.99 | L | AB291002 | 21.35 | L |
| KX250 | 04 - 07 | AB281044 | 69.89 | L | AB271117 | 79.59 | L | AB295022 | 15.99 | L | AB291002 | 21.35 | L |
| KX250F | 04 - 05 | AB281115 | 69.89 | L | AB271117 | 79.59 | L | AB295022 | 15.99 | L | AB291002 | 21.35 | L |
| KX250F | 06 - 16 | AB281156 | 69.89 | L | AB271137 | 79.59 | L | AB295022 | 15.99 | L | AB291002 | 21.35 | L |
| KLX300(R) | 97 - 07 | AB281080 | 47.64 | L | AB271123 | 79.59 | L | AB291002 | 21.35 | L | ---- | | |
| KLX400R | 03 - 04 | AB281047 | 69.89 | L | AB271043 | 70.25 | L | AB295024 | 16.84 | L | ---- | | |
| KLX400SR | 03 - 04 | AB281047 | 69.89 | L | AB271043 | 70.25 | L | AB295024 | 16.84 | L | ---- | | |
| KLX450R | 08 - 09 | AB281156 | 69.89 | L | AB271137 | 79.59 | L | AB295022 | 15.99 | L | AB291002 | 21.35 | L |
| KX450F | 06 - 15 | AB281156 | 69.89 | L | AB271137 | 79.59 | L | AB295022 | 15.99 | L | AB291002 | 21.35 | L |
| KX450F | 16 | ---- | | | ---- | | | AB295022 | 15.99 | L | AB291002 | 21.35 | L |
| KX500 | 83 | AB281080 | 47.64 | L | ---- | | | ---- | | | ---- | | |
| KX500 | 84 | AB281082 | 47.64 | L | ---- | | | AB295040 | 22.98 | L | ---- | | |
| KX500 | 85 | AB281079 | 50.36 | L | AB271106 | 79.59 | L | AB295040 | 22.98 | L | ---- | | |
| KX500 | 86 | AB281080 | 47.64 | L | AB271106 | 79.59 | L | AB295040 | 22.98 | L | ---- | | |
| KX500 | 87 | AB281080 | 47.64 | L | 132766 | 79.59 | L | AB295040 | 22.98 | L | ---- | | |
| KX500 | 88 | AB281080 | 47.64 | L | 132767 | 79.59 | L | AB295041 | 23.49 | L | ---- | | |
| KX500 | 89 - 04 | AB281080 | 47.64 | L | AB271040 | 79.59 | L | AB291002 | 21.35 | L | AB291002 | 21.35 | L |
| KL600 | 84 - 86 | AB281083 | 49.75 | L | ---- | | | ---- | | | ---- | | |
| KL650 A (KLR) | 87 - 07 | AB281120 | 49.75 | L | ---- | | | ---- | | | ---- | | |
| KL650 B (KLR) | 90 - 91 | AB281120 | 49.75 | L | ---- | | | ---- | | | ---- | | |
| KL650 E (KLR) | 08 - 15 | AB281120 | 49.75 | L | ---- | | | ---- | | | ---- | | |
| KLX650 C | 93 - 96 | AB281065 | 50.83 | L | ---- | | | ---- | | | ---- | | |
| KLX650D1 | 96 | AB281065 | 50.83 | L | ---- | | | ---- | | | ---- | | |
| KLX650R | 93 - 96 | AB281065 | 50.83 | L | ---- | | | ---- | | | ---- | | |
| KTM | | | | | | | | | | | | | |
| 50 SX | 06 - 07 | AB281170 | 52.94 | L | ---- | | | 132874 | 22.49 | L | 132874 | 22.49 | L |
| 50 SX | 10 - 16 | AB281129 | 49.75 | L | ---- | | | 132874 | 22.49 | L | 132874 | 22.49 | L |
| 50 SXS | 11 - 14 | AB281129 | 49.75 | L | ---- | | | 132874 | 22.49 | L | 132874 | 22.49 | L |
| JR ADV 50 | 01 - 03 | AB281169 | 16.62 | L | ---- | | | ---- | | | ---- | | |
| MINI ADV 50 | 97 - 07 | AB281169 | 16.62 | L | ---- | | | ---- | | | ---- | | |
| SM 50 | 06 | AB281170 | 52.94 | L | ---- | | | 132874 | 22.49 | L | 132874 | 22.49 | L |
| SR ADV 50 | 02 - 07 | AB281169 | 16.62 | L | ---- | | | ---- | | | ---- | | |
| SX 50 Mini | 08 | AB281169 | 16.62 | L | ---- | | | 132875 | 23.49 | L | 132875 | 23.49 | L |
| SX 50 Mini | 09 - 16 | AB281129 | 49.75 | L | ---- | | | 132875 | 23.49 | L | 132875 | 23.49 | L |
| SX PRO JR 50 | 98 - 01 | AB281169 | 16.62 | L | ---- | | | ---- | | | ---- | | |
| SX PRO JR 50 | 02 - 06 | AB281169 | 16.62 | L | ---- | | | 132874 | 22.49 | L | 132874 | 22.49 | L |
| SX PRO JR 50 | 07 - 08 | AB281169 | 16.62 | L | ---- | | | 132875 | 23.49 | L | 132875 | 23.49 | L |
| SX PRO JR 50 | 09 | AB281129 | 49.75 | L | ---- | | | 132875 | 23.49 | L | 132875 | 23.49 | L |
| SX PRO SR 50 | 98 - 99 | AB281169 | 16.62 | L | ---- | | | ---- | | | ---- | | |
| SX PRO SR 50 | 02 - 03 | AB281169 | 16.62 | L | ---- | | | 132874 | 22.49 | L | 132874 | 22.49 | L |
| SX PRO SR 50 | 04 - 05 | AB281170 | 52.94 | L | ---- | | | 132874 | 22.49 | L | 132874 | 22.49 | L |
| SX SR 50 | 00 | AB281169 | 16.62 | L | ---- | | | ---- | | | ---- | | |
| SXR PRO JR 50 | 97 | AB281169 | 16.62 | L | ---- | | | ---- | | | ---- | | |
| SXR PRO SR 50 | 97 | AB281169 | 16.62 | L | ---- | | | ---- | | | ---- | | |
| SX 60 | 98 - 00 | AB281129 | 49.75 | L | ---- | | | ---- | | | ---- | | |
| SX 65 | 98 - 01 | AB281129 | 49.75 | L | ---- | | | ---- | | | ---- | | |
| SX 65 | 02 - 08 | AB281129 | 49.75 | L | ---- | | | 132874 | 22.49 | L | 132874 | 22.49 | L |
| SX 65 | 09 - 14 | AB281129 | 49.75 | L | ---- | | | 132679 | 22.49 | L | 132679 | 22.49 | L |
| SX 65 | 15 - 16 | AB281129 | 49.75 | L | ---- | | | 132874 | 22.49 | L | 132874 | 22.49 | L |
| SXS 65 | 13 - 14 | AB281129 | 49.75 | L | ---- | | | 132679 | 22.49 | L | 132679 | 22.49 | L |
| XC 65 | 08 | AB281129 | 49.75 | L | ---- | | | 132874 | 22.49 | L | 132874 | 22.49 | L |
| XC 65 | 09 | AB281129 | 49.75 | L | ---- | | | 132679 | 22.49 | L | 132679 | 22.49 | L |
| SX 85 | 03 - 16 | AB281087 | 75.19 | L | ---- | | | AB295059 | 25.19 | L | AB295059 | 25.19 | L |

- accessories
- body
- handlebar & grips
- cables & levers
- exhaust
- engine
- fuel & intake
- electrical & ignition
- clutch
- drive
- bearings
- brakes
- steering & suspension
- tires
- tools & shop

STEERING & SUSPENSION



BEARING KITS CONTINUED

| MODEL | YEARS | SWING ARM BEARING SEAL KIT | | | LINKAGE BEARING SEAL KIT | | | LOWER REAR SHOCK BEARING KIT | | | UPPER REAR SHOCK BEARING KIT | | |
|--------------------------|---------|----------------------------|-------|---|--------------------------|-------|------|------------------------------|-------|---|------------------------------|-------|------|
| KTM CONTINUED | | | | | | | | | | | | | |
| SXS 85 | 13 - 14 | AB281087 | 75.19 | L | ---- | ---- | ---- | AB295059 | 25.19 | L | AB295059 | 25.19 | L |
| XC 85 | 08 - 09 | AB281087 | 75.19 | L | ---- | ---- | ---- | AB295059 | 25.19 | L | AB295059 | 25.19 | L |
| SX 105 | 06 - 11 | AB281087 | 75.19 | L | ---- | ---- | ---- | AB295059 | 25.19 | L | AB295059 | 25.19 | L |
| XC 105 | 08 - 09 | AB281087 | 75.19 | L | ---- | ---- | ---- | AB295059 | 25.19 | L | AB295059 | 25.19 | L |
| EGS 125 | 93 - 97 | AB281087 | 75.19 | L | AB271130 | 79.59 | L | AB291024 | 27.31 | L | ---- | ---- | ---- |
| EGS 125 | 98 - 99 | AB281088 | 76.25 | L | ---- | ---- | ---- | AB271089 | 43.10 | L | ---- | ---- | ---- |
| EXC 125 | 93 - 97 | AB281087 | 75.19 | L | AB271130 | 79.59 | L | AB291024 | 27.31 | L | ---- | ---- | ---- |
| EXC 125 | 98 - 01 | AB281088 | 76.25 | L | ---- | ---- | ---- | AB271089 | 43.10 | L | ---- | ---- | ---- |
| EXC 125 | 02 - 03 | AB281088 | 76.25 | L | ---- | ---- | ---- | AB271089 | 43.10 | L | AB295059 | 25.19 | L |
| EXC 125 | 04 - 09 | AB281168 | 54.33 | L | ---- | ---- | ---- | AB271089 | 43.10 | L | AB295059 | 25.19 | L |
| EXE 125 | 00 - 01 | AB281088 | 76.25 | L | ---- | ---- | ---- | AB271089 | 43.10 | L | ---- | ---- | ---- |
| SX 125 | 93 - 97 | AB281087 | 75.19 | L | AB271130 | 79.59 | L | AB291024 | 27.31 | L | ---- | ---- | ---- |
| SX 125 | 98 - 01 | AB281088 | 76.25 | L | ---- | ---- | ---- | AB271089 | 43.10 | L | ---- | ---- | ---- |
| SX 125 | 02 - 03 | AB281088 | 76.25 | L | ---- | ---- | ---- | AB271089 | 43.10 | L | AB295059 | 25.19 | L |
| SX 125 | 04 - 11 | AB281168 | 54.33 | L | ---- | ---- | ---- | AB271089 | 43.10 | L | AB295059 | 25.19 | L |
| SX 125 | 12 - 15 | AB281168 | 54.33 | L | 132344 | 79.59 | L | 132650 | 21.35 | L | 132677 | 25.98 | L |
| SX 125 | 16 | AB281125 | 54.33 | L | 132344 | 79.59 | L | 132650 | 21.35 | L | ---- | ---- | ---- |
| SXS 125 | 04 | AB281168 | 54.33 | L | ---- | ---- | ---- | AB271089 | 43.10 | L | AB295059 | 25.19 | L |
| SX 144 | 07 - 08 | AB281168 | 54.33 | L | ---- | ---- | ---- | AB271089 | 43.10 | L | AB295059 | 25.19 | L |
| SX 150 | 09 - 11 | AB281168 | 54.33 | L | ---- | ---- | ---- | AB271089 | 43.10 | L | AB295059 | 25.19 | L |
| SX 150 | 12 - 15 | AB281168 | 54.33 | L | 132344 | 79.59 | L | 132650 | 21.35 | L | 132677 | 25.98 | L |
| SX 150 | 16 | AB281125 | 54.33 | L | 132344 | 79.59 | L | 132650 | 21.35 | L | ---- | ---- | ---- |
| XC 150 | 10 - 11 | AB281168 | 54.33 | L | ---- | ---- | ---- | AB271089 | 43.10 | L | AB295059 | 25.19 | L |
| XC 150 | 12 - 14 | AB281168 | 54.33 | L | 132344 | 79.59 | L | 132650 | 21.35 | L | 132677 | 25.98 | L |
| EGS 200 | 98 - 99 | AB281088 | 76.25 | L | ---- | ---- | ---- | AB271089 | 43.10 | L | ---- | ---- | ---- |
| EXC 200 | 98 - 01 | AB281088 | 76.25 | L | ---- | ---- | ---- | AB271089 | 43.10 | L | ---- | ---- | ---- |
| EXC 200 | 02 - 03 | AB281088 | 76.25 | L | ---- | ---- | ---- | AB271089 | 43.10 | L | AB295059 | 25.19 | L |
| EXC 200 | 04 - 05 | AB281168 | 54.33 | L | ---- | ---- | ---- | AB271089 | 43.10 | L | AB295059 | 25.19 | L |
| MXC 200 | 98 - 01 | AB281088 | 76.25 | L | ---- | ---- | ---- | AB271089 | 43.10 | L | ---- | ---- | ---- |
| MXC 200 | 02 - 03 | AB281088 | 76.25 | L | ---- | ---- | ---- | AB271089 | 43.10 | L | AB295059 | 25.19 | L |
| SX 200 | 00 - 01 | AB281088 | 76.25 | L | ---- | ---- | ---- | AB271089 | 43.10 | L | ---- | ---- | ---- |
| SX 200 | 02 - 03 | AB281088 | 76.25 | L | ---- | ---- | ---- | AB271089 | 43.10 | L | AB295059 | 25.19 | L |
| SX 200 | 04 | AB281168 | 54.33 | L | ---- | ---- | ---- | AB271089 | 43.10 | L | AB295059 | 25.19 | L |
| XC 200 | 06 - 09 | AB281168 | 54.33 | L | ---- | ---- | ---- | AB271089 | 43.10 | L | AB295059 | 25.19 | L |
| XC-W 200 | 06 - 16 | AB281168 | 54.33 | L | ---- | ---- | ---- | AB271089 | 43.10 | L | AB295059 | 25.19 | L |
| 250 SX-F FACTORY EDITION | 15 | AB281125 | 54.33 | L | 132344 | 79.59 | L | 132650 | 21.35 | L | ---- | ---- | ---- |
| EGS 250 | 94 - 95 | AB281087 | 75.19 | L | AB271130 | 79.59 | L | AB291024 | 27.31 | L | ---- | ---- | ---- |
| EGS 250 | 96 - 97 | AB281088 | 76.25 | L | AB271130 | 79.59 | L | AB291024 | 27.31 | L | ---- | ---- | ---- |
| EGS 250 | 98 - 99 | AB281088 | 76.25 | L | ---- | ---- | ---- | AB271089 | 43.10 | L | ---- | ---- | ---- |
| EXC 250 | 94 | AB281087 | 75.19 | L | AB271130 | 79.59 | L | AB291024 | 27.31 | L | ---- | ---- | ---- |
| EXC 250 | 95 - 97 | AB281088 | 76.25 | L | AB271130 | 79.59 | L | AB291024 | 27.31 | L | ---- | ---- | ---- |
| EXC 250 | 98 - 01 | AB281088 | 76.25 | L | ---- | ---- | ---- | AB271089 | 43.10 | L | ---- | ---- | ---- |
| EXC 250 | 02 - 03 | AB281088 | 76.25 | L | ---- | ---- | ---- | AB271089 | 43.10 | L | AB295059 | 25.19 | L |
| EXC 250 | 04 - 05 | AB281168 | 54.33 | L | ---- | ---- | ---- | AB271089 | 43.10 | L | AB295059 | 25.19 | L |
| EXC-G 250 Racing | 02 - 03 | AB281087 | 75.19 | L | ---- | ---- | ---- | AB271089 | 43.10 | L | AB295059 | 25.19 | L |
| EXC-G 250 Racing | 04 - 05 | AB281125 | 54.33 | L | ---- | ---- | ---- | AB271089 | 43.10 | L | AB295059 | 25.19 | L |
| FREERIDE 250 R | 15 | AB281087 | 75.19 | L | ---- | ---- | ---- | AB295059 | 25.19 | L | AB295059 | 25.19 | L |
| FREERIDE 250 R | 16 | AB281087 | 75.19 | L | ---- | ---- | ---- | AB295059 | 25.19 | L | ---- | ---- | ---- |
| MXC 250 | 98 - 01 | AB281088 | 76.25 | L | ---- | ---- | ---- | AB271089 | 43.10 | L | ---- | ---- | ---- |
| SX 250 | 94 - 95 | AB281087 | 75.19 | L | AB271130 | 79.59 | L | AB291024 | 27.31 | L | ---- | ---- | ---- |
| SX 250 | 96 - 97 | AB281088 | 76.25 | L | AB271130 | 79.59 | L | AB291024 | 27.31 | L | ---- | ---- | ---- |
| SX 250 | 98 - 01 | AB281088 | 76.25 | L | ---- | ---- | ---- | AB271089 | 43.10 | L | ---- | ---- | ---- |
| SX 250 | 02 | AB281088 | 76.25 | L | ---- | ---- | ---- | AB271089 | 43.10 | L | AB295059 | 25.19 | L |



BEARING KITS CONTINUED

| MODEL | YEARS | SWING ARM BEARING SEAL KIT | | | LINKAGE BEARING SEAL KIT | | | LOWER REAR SHOCK BEARING KIT | | | UPPER REAR SHOCK BEARING KIT | | |
|----------------------|---------|----------------------------|-------|---|--------------------------|-------|------|------------------------------|-------|------|------------------------------|-------|------|
| KTM CONTINUED | | | | | | | | | | | | | |
| SX 250 | 03 - 11 | AB281168 | 54.33 | L | ---- | ---- | ---- | AB271089 | 43.10 | L | AB295059 | 25.19 | L |
| SX 250 | 12 - 16 | AB281168 | 54.33 | L | 132344 | 79.59 | L | 132650 | 21.35 | L | 132677 | 25.98 | L |
| SX-F 250 | 05 - 10 | AB281168 | 54.33 | L | ---- | ---- | ---- | AB271089 | 43.10 | L | AB295059 | 25.19 | L |
| SX-F 250 | 11 - 15 | AB281168 | 54.33 | L | 132344 | 79.59 | L | 132650 | 21.35 | L | 132677 | 25.98 | L |
| SX-F 250 | 16 | AB281125 | 54.33 | L | 132344 | 79.59 | L | 132650 | 21.35 | L | ---- | ---- | ---- |
| SXS 250 | 01 | AB281088 | 76.25 | L | ---- | ---- | ---- | AB271089 | 43.10 | L | ---- | ---- | ---- |
| SXS 250 | 03 - 04 | AB281168 | 54.33 | L | ---- | ---- | ---- | AB271089 | 43.10 | L | AB295059 | 25.19 | L |
| XC 250 | 06 - 11 | AB281168 | 54.33 | L | ---- | ---- | ---- | AB271089 | 43.10 | L | AB295059 | 25.19 | L |
| XC 250 | 12 - 16 | AB281168 | 54.33 | L | 132344 | 79.59 | L | 132650 | 21.35 | L | 132677 | 25.98 | L |
| XC-F 250 | 07 - 09 | AB281168 | 54.33 | L | ---- | ---- | ---- | AB271089 | 43.10 | L | AB295059 | 25.19 | L |
| XC-F 250 | 11 - 15 | AB281168 | 54.33 | L | 132344 | 79.59 | L | 132650 | 21.35 | L | 132677 | 25.98 | L |
| XC-F 250 | 16 | AB281125 | 54.33 | L | 132344 | 79.59 | L | 132650 | 21.35 | L | ---- | ---- | ---- |
| XC-FW 250 | 07 - 16 | AB281168 | 54.33 | L | ---- | ---- | ---- | AB271089 | 43.10 | L | AB295059 | 25.19 | L |
| XC-W 250 | 06 - 16 | AB281168 | 54.33 | L | ---- | ---- | ---- | AB271089 | 43.10 | L | AB295059 | 25.19 | L |
| EGS 300 | 94 - 95 | AB281087 | 75.19 | L | AB271130 | 79.59 | L | AB291024 | 27.31 | L | ---- | ---- | ---- |
| EGS 300 | 96 - 97 | AB281088 | 76.25 | L | AB271130 | 79.59 | L | AB291024 | 27.31 | L | ---- | ---- | ---- |
| EGS 300 | 98 - 99 | AB281088 | 76.25 | L | ---- | ---- | ---- | AB271089 | 43.10 | L | ---- | ---- | ---- |
| EXC 300 | 94 - 95 | AB281087 | 75.19 | L | AB271130 | 79.59 | L | AB291024 | 27.31 | L | ---- | ---- | ---- |
| EXC 300 | 96 - 97 | AB281088 | 76.25 | L | AB271130 | 79.59 | L | AB291024 | 27.31 | L | ---- | ---- | ---- |
| EXC 300 | 98 - 01 | AB281088 | 76.25 | L | ---- | ---- | ---- | AB271089 | 43.10 | L | ---- | ---- | ---- |
| EXC 300 | 02 - 03 | AB281088 | 76.25 | L | ---- | ---- | ---- | AB271089 | 43.10 | L | AB295059 | 25.19 | L |
| EXC 300 | 04 - 05 | AB281168 | 54.33 | L | ---- | ---- | ---- | AB271089 | 43.10 | L | AB295059 | 25.19 | L |
| MXC 300 | 94 | AB281087 | 75.19 | L | AB271130 | 79.59 | L | AB291024 | 27.31 | L | ---- | ---- | ---- |
| MXC 300 | 96 - 97 | AB281088 | 76.25 | L | AB271130 | 79.59 | L | AB291024 | 27.31 | L | ---- | ---- | ---- |
| MXC 300 | 98 - 01 | AB281088 | 76.25 | L | ---- | ---- | ---- | AB271089 | 43.10 | L | ---- | ---- | ---- |
| MXC 300 | 02 - 03 | AB281088 | 76.25 | L | ---- | ---- | ---- | AB271089 | 43.10 | L | AB295059 | 25.19 | L |
| MXC 300 | 04 - 05 | AB281168 | 54.33 | L | ---- | ---- | ---- | AB271089 | 43.10 | L | AB295059 | 25.19 | L |
| SX 300 | 94 | AB281087 | 75.19 | L | AB271130 | 79.59 | L | AB291024 | 27.31 | L | ---- | ---- | ---- |
| XC 300 | 06 - 11 | AB281168 | 54.33 | L | ---- | ---- | ---- | AB271089 | 43.10 | L | AB295059 | 25.19 | L |
| XC 300 | 12 - 16 | AB281168 | 54.33 | L | 132344 | 79.59 | L | 132650 | 21.35 | L | 132677 | 25.98 | L |
| XC-W 300 | 06 - 16 | AB281168 | 54.33 | L | ---- | ---- | ---- | AB271089 | 43.10 | L | AB295059 | 25.19 | L |
| XC-W 300 SIX DAYS | 15 | AB281168 | 54.33 | L | ---- | ---- | ---- | AB271089 | 43.10 | L | AB295059 | 25.19 | L |
| EXC-F 350 | 13 - 16 | AB281168 | 54.33 | L | ---- | ---- | ---- | AB271089 | 43.10 | L | AB295059 | 25.19 | L |
| FREERIDE 350 (EURO) | 15 | AB281087 | 75.19 | L | ---- | ---- | ---- | ---- | ---- | ---- | ---- | ---- | ---- |
| LC4 350 | 94 - 95 | AB281087 | 75.19 | L | ---- | ---- | ---- | ---- | ---- | ---- | ---- | ---- | ---- |
| SX-F 350 | 11 - 15 | AB281168 | 54.33 | L | 132344 | 79.59 | L | 132650 | 21.35 | L | 132677 | 25.98 | L |
| SX-F 350 | 16 | AB281125 | 54.33 | L | 132344 | 79.59 | L | 132650 | 21.35 | L | ---- | ---- | ---- |
| XC-F 350 | 11 - 15 | AB281168 | 54.33 | L | 132344 | 79.59 | L | 132650 | 21.35 | L | 132677 | 25.98 | L |
| XC-F 350 | 16 | AB281125 | 54.33 | L | 132344 | 79.59 | L | ---- | ---- | ---- | ---- | ---- | ---- |
| XC-FW 350 | 12 - 16 | AB281168 | 54.33 | L | ---- | ---- | ---- | AB271089 | 43.10 | L | AB295059 | 25.19 | L |
| XC-FW 350 SIX DAYS | 15 | AB281168 | 54.33 | L | ---- | ---- | ---- | AB271089 | 43.10 | L | AB295059 | 25.19 | L |
| EGS 360 | 96 - 97 | AB281088 | 76.25 | L | AB271130 | 79.59 | L | AB291024 | 27.31 | L | ---- | ---- | ---- |
| EXC 360 | 96 - 97 | AB281088 | 76.25 | L | AB271130 | 79.59 | L | AB291024 | 27.31 | L | ---- | ---- | ---- |
| MXC 360 | 96 - 97 | AB281088 | 76.25 | L | AB271130 | 79.59 | L | AB291024 | 27.31 | L | ---- | ---- | ---- |
| SX 360 | 96 - 97 | AB281088 | 76.25 | L | AB271130 | 79.59 | L | AB291024 | 27.31 | L | ---- | ---- | ---- |
| EGS 380 | 98 - 99 | AB281088 | 76.25 | L | ---- | ---- | ---- | AB271089 | 43.10 | L | ---- | ---- | ---- |
| EXC 380 | 98 - 01 | AB281088 | 76.25 | L | ---- | ---- | ---- | AB271089 | 43.10 | L | ---- | ---- | ---- |
| EXC 380 | 02 | AB281088 | 76.25 | L | ---- | ---- | ---- | AB271089 | 43.10 | L | AB295059 | 25.19 | L |
| MXC 380 | 98 - 01 | AB281088 | 76.25 | L | ---- | ---- | ---- | AB271089 | 43.10 | L | ---- | ---- | ---- |
| SX 380 | 98 - 01 | AB281088 | 76.25 | L | ---- | ---- | ---- | AB271089 | 43.10 | L | ---- | ---- | ---- |
| SX 380 | 02 | AB281088 | 76.25 | L | ---- | ---- | ---- | AB271089 | 43.10 | L | AB295059 | 25.19 | L |
| Comp. 400 | 95 - 99 | AB281087 | 75.19 | L | ---- | ---- | ---- | ---- | ---- | ---- | ---- | ---- | ---- |
| DUKE 400 | 94 - 95 | AB281087 | 75.19 | L | ---- | ---- | ---- | ---- | ---- | ---- | ---- | ---- | ---- |
| EGS 400 | 94 - 97 | AB281087 | 75.19 | L | ---- | ---- | ---- | ---- | ---- | ---- | ---- | ---- | ---- |

- accessories
- body
- handlebar & grips
- cables & levers
- exhaust
- engine
- fuel & intake
- electrical & ignition
- clutch
- drive
- bearings
- brakes
- steering & suspension
- tires
- tools & shop

STEERING & SUSPENSION



BEARING KITS CONTINUED

| MODEL | YEARS | SWING ARM BEARING SEAL KIT | | | LINKAGE BEARING SEAL KIT | | | LOWER REAR SHOCK BEARING KIT | | | UPPER REAR SHOCK BEARING KIT | | |
|--------------------------|---------|----------------------------|-------|---|--------------------------|-------|------|------------------------------|-------|------|------------------------------|---------|--|
| KTM CONTINUED | | | | | | | | | | | | | |
| EGS-E 400 | 97 | AB281087 | 75.19 | L | ---- | ---- | ---- | ---- | ---- | ---- | ---- | ---- | |
| EXC 400 | 94 - 96 | AB281087 | 75.19 | L | ---- | ---- | ---- | ---- | ---- | ---- | ---- | ---- | |
| EXC 400 | 00 - 01 | AB281087 | 75.19 | L | ---- | ---- | ---- | AB271089 | 43.10 | L | ---- | ---- | |
| EXC 400 | 02 | AB281087 | 75.19 | L | ---- | ---- | ---- | AB271089 | 43.10 | L | AB295059 | 25.19 L | |
| EXC-G 400 | 04 - 06 | AB281125 | 54.33 | L | ---- | ---- | ---- | AB271089 | 43.10 | L | AB295059 | 25.19 L | |
| LC4 400 | 98 - 99 | AB281087 | 75.19 | L | ---- | ---- | ---- | ---- | ---- | ---- | ---- | ---- | |
| LC4-E 400 | 00 - 01 | AB281087 | 75.19 | L | ---- | ---- | ---- | ---- | ---- | ---- | ---- | ---- | |
| LSE 400 | 97 | AB281087 | 75.19 | L | ---- | ---- | ---- | ---- | ---- | ---- | ---- | ---- | |
| MXC 400 | 01 | AB281087 | 75.19 | L | ---- | ---- | ---- | AB271089 | 43.10 | L | ---- | ---- | |
| MXC 400 | 02 | AB281087 | 75.19 | L | ---- | ---- | ---- | AB271089 | 43.10 | L | AB295059 | 25.19 L | |
| RXC 400 | 95 - 98 | AB281087 | 75.19 | L | ---- | ---- | ---- | ---- | ---- | ---- | ---- | ---- | |
| SC 400 | 00 | AB281087 | 75.19 | L | ---- | ---- | ---- | ---- | ---- | ---- | ---- | ---- | |
| SX 400 | 98 - 99 | AB281087 | 75.19 | L | ---- | ---- | ---- | ---- | ---- | ---- | ---- | ---- | |
| SX 400 | 00 - 01 | AB281087 | 75.19 | L | ---- | ---- | ---- | AB271089 | 43.10 | L | ---- | ---- | |
| SX 400 | 02 | AB281087 | 75.19 | L | ---- | ---- | ---- | AB271089 | 43.10 | L | AB295059 | 25.19 L | |
| SXC 400 | 97 | AB281087 | 75.19 | L | ---- | ---- | ---- | ---- | ---- | ---- | ---- | ---- | |
| SXC 400 | 00 | AB281087 | 75.19 | L | ---- | ---- | ---- | AB271089 | 43.10 | L | ---- | ---- | |
| TXC 400 | 98 | AB281087 | 75.19 | L | ---- | ---- | ---- | ---- | ---- | ---- | ---- | ---- | |
| XC-W 400 | 07 - 10 | AB281125 | 54.33 | L | ---- | ---- | ---- | AB271089 | 43.10 | L | AB295059 | 25.19 L | |
| EXC 440 | 94 - 95 | AB281087 | 75.19 | L | ---- | ---- | ---- | ---- | ---- | ---- | ---- | ---- | |
| MXC 440 | 94 - 95 | AB281087 | 75.19 | L | ---- | ---- | ---- | ---- | ---- | ---- | ---- | ---- | |
| SX 440 | 94 | AB281087 | 75.19 | L | ---- | ---- | ---- | ---- | ---- | ---- | ---- | ---- | |
| 450 SX-F FACTORY EDITION | 15 | AB281125 | 54.33 | L | 132344 | 79.59 | L | 132650 | 21.35 | L | ---- | ---- | |
| EXC 450 | 03 | AB281087 | 75.19 | L | ---- | ---- | ---- | AB271089 | 43.10 | L | AB295059 | 25.19 L | |
| EXC 450 | 04 - 11 | AB281125 | 54.33 | L | ---- | ---- | ---- | AB271089 | 43.10 | L | AB295059 | 25.19 L | |
| EXC-G 450 | 04 - 07 | AB281125 | 54.33 | L | ---- | ---- | ---- | AB271089 | 43.10 | L | AB295059 | 25.19 L | |
| EXC-R 450 | 08 | AB281125 | 54.33 | L | ---- | ---- | ---- | AB271089 | 43.10 | L | AB295059 | 25.19 L | |
| MXC-G 450 | 03 | AB281087 | 75.19 | L | ---- | ---- | ---- | AB271089 | 43.10 | L | AB295059 | 25.19 L | |
| MXC-G 450 | 04 - 05 | AB281125 | 54.33 | L | ---- | ---- | ---- | AB271089 | 43.10 | L | AB295059 | 25.19 L | |
| SMR 450 | 05 - 07 | AB281125 | 54.33 | L | ---- | ---- | ---- | AB271089 | 43.10 | L | AB295059 | 25.19 L | |
| SMS 450 | 03 | AB281087 | 75.19 | L | ---- | ---- | ---- | AB271089 | 43.10 | L | AB295059 | 25.19 L | |
| SMS 450 | 04 | AB281125 | 54.33 | L | ---- | ---- | ---- | AB271089 | 43.10 | L | AB295059 | 25.19 L | |
| SX 450 | 03 | AB281087 | 75.19 | L | ---- | ---- | ---- | AB271089 | 43.10 | L | AB295059 | 25.19 L | |
| SX 450 | 04 - 06 | AB281125 | 54.33 | L | ---- | ---- | ---- | AB271089 | 43.10 | L | AB295059 | 25.19 L | |
| SX-F 450 | 07 - 10 | AB281168 | 54.33 | L | ---- | ---- | ---- | AB271089 | 43.10 | L | AB295059 | 25.19 L | |
| SX-F 450 | 11 - 12 | AB281168 | 54.33 | L | 132344 | 79.59 | L | 132650 | 21.35 | L | 132677 | 25.98 L | |
| SX-F 450 | 13 - 15 | AB281125 | 54.33 | L | 132344 | 79.59 | L | 132650 | 21.35 | L | 132677 | 25.98 L | |
| SX-F 450 | 16 | AB281125 | 54.33 | L | 132344 | 79.59 | L | 132650 | 21.35 | L | ---- | ---- | |
| SXS 450 | 03 | AB281087 | 75.19 | L | ---- | ---- | ---- | AB271089 | 43.10 | L | AB295059 | 25.19 L | |
| SXS 450 | 04 | AB281088 | 76.25 | L | ---- | ---- | ---- | AB271089 | 43.10 | L | AB295059 | 25.19 L | |
| XC 450 | 04 - 07 | AB281125 | 54.33 | L | ---- | ---- | ---- | AB271089 | 43.10 | L | AB295059 | 25.19 L | |
| XC-F 450 | 08 - 09 | AB281168 | 54.33 | L | ---- | ---- | ---- | AB271089 | 43.10 | L | AB295059 | 25.19 L | |
| XC-F 450 | 13 - 15 | AB281125 | 54.33 | L | 132344 | 79.59 | L | 132650 | 21.35 | L | 132677 | 25.98 L | |
| XC-F 450 | 16 | AB281125 | 54.33 | L | 132344 | 79.59 | L | ---- | ---- | ---- | ---- | ---- | |
| XCR-W 450 | 08 | AB281125 | 54.33 | L | ---- | ---- | ---- | AB271089 | 43.10 | L | AB295059 | 25.19 L | |
| XC-W 450 | 07 - 16 | AB281125 | 54.33 | L | ---- | ---- | ---- | AB271089 | 43.10 | L | AB295059 | 25.19 L | |
| EXC 500 | 12 - 16 | AB281125 | 54.33 | L | ---- | ---- | ---- | AB271089 | 43.10 | L | AB295059 | 25.19 L | |
| EXC 500 SIX DAYS | 16 | AB281125 | 54.33 | L | ---- | ---- | ---- | AB271089 | 43.10 | L | AB295059 | 25.19 L | |
| XC-W 500 | 12 - 16 | AB281125 | 54.33 | L | ---- | ---- | ---- | AB271089 | 43.10 | L | AB295059 | 25.19 L | |
| SX-F 505 | 08 | AB281168 | 54.33 | L | ---- | ---- | ---- | AB271089 | 43.10 | L | AB295059 | 25.19 L | |
| XC-F 505 | 08 - 09 | AB281168 | 54.33 | L | ---- | ---- | ---- | AB271089 | 43.10 | L | AB295059 | 25.19 L | |
| EXC 520 | 00 - 01 | AB281087 | 75.19 | L | ---- | ---- | ---- | AB271089 | 43.10 | L | ---- | ---- | |
| EXC 520 | 02 | AB281087 | 75.19 | L | ---- | ---- | ---- | AB271089 | 43.10 | L | AB295059 | 25.19 L | |



BEARING KITS CONTINUED

| MODEL | YEARS | SWING ARM BEARING SEAL KIT | | | LINKAGE BEARING SEAL KIT | | | LOWER REAR SHOCK BEARING KIT | | | UPPER REAR SHOCK BEARING KIT | | |
|-------------------------|---------|----------------------------|-------|------|--------------------------|------|------|------------------------------|-------|------|------------------------------|---------|--|
| KTM CONTINUED | | | | | | | | | | | | | |
| MXC 520 | 01 | AB281087 | 75.19 | L | ---- | ---- | ---- | AB271089 | 43.10 | L | ---- | ---- | |
| MXC 520 | 02 | AB281087 | 75.19 | L | ---- | ---- | ---- | AB271089 | 43.10 | L | AB295059 | 25.19 L | |
| SX 520 | 00 - 01 | AB281087 | 75.19 | L | ---- | ---- | ---- | AB271089 | 43.10 | L | ---- | ---- | |
| SX 520 | 02 | AB281087 | 75.19 | L | ---- | ---- | ---- | AB271089 | 43.10 | L | AB295059 | 25.19 L | |
| EXC 525 | 03 | AB281087 | 75.19 | L | ---- | ---- | ---- | AB271089 | 43.10 | L | AB295059 | 25.19 L | |
| EXC 525 | 04 - 07 | AB281125 | 54.33 | L | ---- | ---- | ---- | AB271089 | 43.10 | L | AB295059 | 25.19 L | |
| MXC-G 525 | 03 | AB281087 | 75.19 | L | ---- | ---- | ---- | AB271089 | 43.10 | L | AB295059 | 25.19 L | |
| MXC-G 525 | 04 - 05 | AB281125 | 54.33 | L | ---- | ---- | ---- | AB271089 | 43.10 | L | AB295059 | 25.19 L | |
| SMR 525 | 05 | AB281125 | 54.33 | L | ---- | ---- | ---- | AB271089 | 43.10 | L | AB295059 | 25.19 L | |
| SX 525 | 03 | AB281087 | 75.19 | L | ---- | ---- | ---- | AB271089 | 43.10 | L | AB295059 | 25.19 L | |
| SX 525 | 04 - 06 | AB281125 | 54.33 | L | ---- | ---- | ---- | AB271089 | 43.10 | L | AB295059 | 25.19 L | |
| XC 525 | 06 - 07 | AB281125 | 54.33 | L | ---- | ---- | ---- | AB271089 | 43.10 | L | AB295059 | 25.19 L | |
| XC-W 525 | 07 | AB281125 | 54.33 | L | ---- | ---- | ---- | AB271089 | 43.10 | L | AB295059 | 25.19 L | |
| EXC 530 | 10 - 11 | AB281125 | 54.33 | L | ---- | ---- | ---- | AB271089 | 43.10 | L | AB295059 | 25.19 L | |
| EXC-R 530 | 08 - 09 | AB281125 | 54.33 | L | ---- | ---- | ---- | AB271089 | 43.10 | L | AB295059 | 25.19 L | |
| XCR-W 530 | 08 | AB281125 | 54.33 | L | ---- | ---- | ---- | AB271089 | 43.10 | L | AB295059 | 25.19 L | |
| XC-W 530 | 09 - 11 | AB281125 | 54.33 | L | ---- | ---- | ---- | AB271089 | 43.10 | L | AB295059 | 25.19 L | |
| SXS 540 | 01 | AB281087 | 75.19 | L | ---- | ---- | ---- | AB271089 | 43.10 | L | ---- | ---- | |
| SXS 540 | 02 - 03 | AB281087 | 75.19 | L | ---- | ---- | ---- | AB271089 | 43.10 | L | AB295059 | 25.19 L | |
| SXS 540 | 04 - 06 | AB281125 | 54.33 | L | ---- | ---- | ---- | AB271089 | 43.10 | L | AB295059 | 25.19 L | |
| MXC 550 | 94 - 96 | AB281087 | 75.19 | L | ---- | ---- | ---- | ---- | ---- | ---- | ---- | ---- | |
| SMR 560 | 06 - 07 | AB281125 | 54.33 | L | ---- | ---- | ---- | AB271089 | 43.10 | L | AB295059 | 25.19 L | |
| 620 TXC | 98 | AB281087 | 75.19 | L | ---- | ---- | ---- | ---- | ---- | ---- | ---- | ---- | |
| COMP LIMITED 620 | 97 | AB281087 | 75.19 | L | ---- | ---- | ---- | ---- | ---- | ---- | ---- | ---- | |
| Comp. 620 | 94 - 99 | AB281087 | 75.19 | L | ---- | ---- | ---- | ---- | ---- | ---- | ---- | ---- | |
| EGS 620 | 94 - 97 | AB281087 | 75.19 | L | ---- | ---- | ---- | ---- | ---- | ---- | ---- | ---- | |
| EGS-E 620 | 97 | AB281087 | 75.19 | L | ---- | ---- | ---- | ---- | ---- | ---- | ---- | ---- | |
| EXC 620 | 94 - 95 | AB281087 | 75.19 | L | ---- | ---- | ---- | ---- | ---- | ---- | ---- | ---- | |
| LC4 620 | 97 - 98 | AB281087 | 75.19 | L | ---- | ---- | ---- | ---- | ---- | ---- | ---- | ---- | |
| LC4 Comp 620 | 99 | AB281087 | 75.19 | L | ---- | ---- | ---- | ---- | ---- | ---- | ---- | ---- | |
| LC4 Super Moto 620 | 99 | AB281087 | 75.19 | L | ---- | ---- | ---- | ---- | ---- | ---- | ---- | ---- | |
| RXC 620 | 95 - 97 | AB281087 | 75.19 | L | ---- | ---- | ---- | ---- | ---- | ---- | ---- | ---- | |
| Super Moto 620 | 98 | AB281087 | 75.19 | L | ---- | ---- | ---- | ---- | ---- | ---- | ---- | ---- | |
| SX 620 | 97 - 99 | AB281087 | 75.19 | L | ---- | ---- | ---- | ---- | ---- | ---- | ---- | ---- | |
| SXC 620 | 97 | AB281087 | 75.19 | L | ---- | ---- | ---- | ---- | ---- | ---- | ---- | ---- | |
| TXC 620 | 98 | AB281087 | 75.19 | L | ---- | ---- | ---- | ---- | ---- | ---- | ---- | ---- | |
| SMC 625 | 04 - 06 | AB281087 | 75.19 | L | ---- | ---- | ---- | ---- | ---- | ---- | ---- | ---- | |
| SXC 625 | 03 - 05 | AB281087 | 75.19 | L | ---- | ---- | ---- | ---- | ---- | ---- | ---- | ---- | |
| 640 LC4 | 98 - 02 | AB281087 | 75.19 | L | ---- | ---- | ---- | ---- | ---- | ---- | ---- | ---- | |
| 640 LC4 Enduro | 03 - 04 | AB281087 | 75.19 | L | ---- | ---- | ---- | ---- | ---- | ---- | ---- | ---- | |
| 640 LC4 Supermoto | 02 - 05 | AB281087 | 75.19 | L | ---- | ---- | ---- | ---- | ---- | ---- | ---- | ---- | |
| Adventure 640 | 98 - 07 | AB281087 | 75.19 | L | ---- | ---- | ---- | ---- | ---- | ---- | ---- | ---- | |
| LC4 640 | 05 | AB281087 | 75.19 | L | ---- | ---- | ---- | ---- | ---- | ---- | ---- | ---- | |
| SC Super Moto 640 | 00 - 01 | AB281087 | 75.19 | L | ---- | ---- | ---- | ---- | ---- | ---- | ---- | ---- | |
| Super Moto 640 | 99 | AB281087 | 75.19 | L | ---- | ---- | ---- | ---- | ---- | ---- | ---- | ---- | |
| 660 RALLY FACTORY REPL. | 06 - 07 | AB281087 | 75.19 | L | ---- | ---- | ---- | ---- | ---- | ---- | ---- | ---- | |
| 660 RALLYE | 01 - 05 | AB281087 | 75.19 | L | ---- | ---- | ---- | ---- | ---- | ---- | ---- | ---- | |
| ENDURO R 690 | 09 - 15 | ---- | ---- | ---- | ---- | ---- | ---- | 132677 | 25.98 | L | ---- | ---- | |
| SMC 690 | 09 - 10 | ---- | ---- | ---- | ---- | ---- | ---- | 132677 | 25.98 | L | ---- | ---- | |
| SUPERMOTO 690 | 07 | ---- | ---- | ---- | ---- | ---- | ---- | 132677 | 25.98 | L | ---- | ---- | |
| MONTESA | | | | | | | | | | | | | |
| 315R | 97 - 98 | 131319 | 52.94 | L | ---- | ---- | ---- | ---- | ---- | ---- | ---- | ---- | |

- accessories
- body
- handlebar & grips
- cables & levers
- exhaust
- engine
- fuel & intake
- electrical & ignition
- clutch
- drive
- bearings
- brakes
- steering & suspension
- tires
- tools & shop

STEERING & SUSPENSION



BEARING KITS CONTINUED

| MODEL | YEARS | SWING ARM BEARING SEAL KIT | | | LINKAGE BEARING SEAL KIT | | | LOWER REAR SHOCK BEARING KIT | | | UPPER REAR SHOCK BEARING KIT | | |
|--------------------------|---------|----------------------------|-------|---|--------------------------|-------|---|------------------------------|-------|---|------------------------------|---------|--|
| MONTESA CONTINUED | | | | | | | | | | | | | |
| 315R | 99 - 04 | 131319 | 52.94 | L | 131138 | 79.59 | L | ---- | | | | | |
| 4RT | 05 - 07 | 131319 | 52.94 | L | 131138 | 79.59 | L | ---- | | | | | |
| SHERCO | | | | | | | | | | | | | |
| TRIALS 0.80 | 04 - 10 | 132345 | 52.94 | L | 132342 | 79.59 | L | 132648 | 23.49 | L | ---- | | |
| TRIALS 0.80 | 11 - 13 | 132345 | 52.94 | L | ---- | | | 132648 | 23.49 | L | ---- | | |
| TRIALS 1.25 | 99 - 10 | 132345 | 52.94 | L | 132342 | 79.59 | L | 132648 | 23.49 | L | ---- | | |
| TRIALS 1.25 | 11 | 132345 | 52.94 | L | ---- | | | 132648 | 23.49 | L | ---- | | |
| TRIALS 1.25 | 12 - 14 | 132345 | 52.94 | L | ---- | | | ---- | | | ---- | | |
| TRIALS 2.0 | 99 - 09 | 132345 | 52.94 | L | 132342 | 79.59 | L | 132648 | 23.49 | L | ---- | | |
| ENDURO 2.5i | 08 - 14 | AB281196 | 50.83 | L | ---- | | | ---- | | | ---- | | |
| SX 2.5i | 10 | AB281196 | 50.83 | L | ---- | | | ---- | | | ---- | | |
| TRIALS 2.5 | 99 - 10 | 132345 | 52.94 | L | 132342 | 79.59 | L | 132648 | 23.49 | L | ---- | | |
| TRIALS 2.5 | 11 | 132345 | 52.94 | L | ---- | | | 132648 | 23.49 | L | ---- | | |
| TRIALS 2.5 | 12 - 13 | 132345 | 52.94 | L | ---- | | | ---- | | | ---- | | |
| TRIALS 2.9 | 99 - 10 | 132345 | 52.94 | L | 132342 | 79.59 | L | 132648 | 23.49 | L | ---- | | |
| TRIALS 2.9 | 11 | 132345 | 52.94 | L | ---- | | | 132648 | 23.49 | L | ---- | | |
| TRIALS 2.9 | 12 - 13 | 132345 | 52.94 | L | ---- | | | ---- | | | ---- | | |
| TRIALS 3.0 | 13 | 132345 | 52.94 | L | ---- | | | ---- | | | ---- | | |
| ENDURO 3.0i | 10 - 14 | AB281196 | 50.83 | L | ---- | | | ---- | | | ---- | | |
| SE-R 250 2T | 14 | AB281196 | 50.83 | L | ---- | | | ---- | | | ---- | | |
| SE-R 300 2T | 14 | AB281196 | 50.83 | L | ---- | | | ---- | | | ---- | | |
| TRIALS 3.2 4T | 07 - 09 | 132345 | 52.94 | L | 132342 | 79.59 | L | 132648 | 23.49 | L | ---- | | |
| ENDURO 4.5i | 04 - 12 | AB281196 | 50.83 | L | ---- | | | ---- | | | ---- | | |
| SUPERMOTARD 4.5i | 04 - 08 | AB281196 | 50.83 | L | ---- | | | ---- | | | ---- | | |
| ENDURO 5.1i | 07 - 12 | AB281196 | 50.83 | L | ---- | | | ---- | | | ---- | | |
| SUPERMOTARD 5.1i | 07 - 08 | AB281196 | 50.83 | L | ---- | | | ---- | | | ---- | | |
| SUZUKI | | | | | | | | | | | | | |
| RM60 | 03 | AB281067 | 50.83 | L | AB271059 | 79.59 | L | ---- | | | AB295040 | 22.98 L | |
| RM65 | 03 - 05 | AB281067 | 50.83 | L | AB271011 | 79.59 | L | AB295022 | 15.99 | L | ---- | | |
| RM80 | 82 - 85 | AB281107 | 50.83 | L | ---- | | | ---- | | | ---- | | |
| RM80 | 86 - 89 | AB281069 | 60.36 | L | ---- | | | ---- | | | ---- | | |
| RM80 | 90 | AB281070 | 60.36 | L | AB271057 | 70.25 | L | AB295009 | 22.98 | L | AB295008 | 19.22 L | |
| RM80 | 91 - 01 | AB281063 | 61.42 | L | AB271057 | 70.25 | L | AB295009 | 22.98 | L | AB295008 | 19.22 L | |
| RM85 | 02 | AB281063 | 61.42 | L | AB271057 | 70.25 | L | AB295009 | 22.98 | L | AB295018 | 17.59 L | |
| RM85 | 03 | AB281089 | 61.42 | L | AB271057 | 70.25 | L | AB295009 | 22.98 | L | AB295018 | 17.59 L | |
| RM85 | 04 | AB281089 | 61.42 | L | AB271114 | 70.25 | L | AB295051 | 23.49 | L | AB295018 | 17.59 L | |
| RM85 | 05 - 15 | AB281089 | 61.42 | L | AB271134 | 79.59 | L | AB295025 | 15.99 | L | AB295018 | 17.59 L | |
| RM85L | 03 | AB281089 | 61.42 | L | AB271057 | 70.25 | L | AB295009 | 22.98 | L | AB295018 | 17.59 L | |
| RM85L | 04 | AB281089 | 61.42 | L | AB271114 | 70.25 | L | AB295051 | 23.49 | L | AB295018 | 17.59 L | |
| RM85L | 05 - 15 | AB281089 | 61.42 | L | AB271134 | 79.59 | L | AB295025 | 15.99 | L | AB295018 | 17.59 L | |
| RM100 | 03 | AB281067 | 50.83 | L | AB271014 | 79.59 | L | AB295022 | 15.99 | L | AB291002 | 21.35 L | |
| DRZ110 | 03 - 05 | AB281173 | 42.33 | L | ---- | | | ---- | | | ---- | | |
| DR125 | 86 - 88 | AB281112 | 56.11 | L | AB271113 | 79.59 | L | ---- | | | ---- | | |
| DR125SE | 94 - 02 | AB281112 | 56.11 | L | AB271113 | 79.59 | L | ---- | | | ---- | | |
| DR-Z125 | 03 - 14 | AB281121 | 49.75 | L | AB271120 | 79.59 | L | AB295024 | 16.84 | L | ---- | | |
| DR-Z125L | 03 - 14 | AB281121 | 49.75 | L | AB271120 | 79.59 | L | AB295024 | 16.84 | L | ---- | | |
| RM125 | 79 - 80 | AB281102 | 69.89 | L | ---- | | | ---- | | | ---- | | |
| RM125 | 81 - 84 | AB281008 | 69.89 | L | ---- | | | ---- | | | ---- | | |
| RM125 | 85 - 86 | AB281008 | 69.89 | L | ---- | | | AB291008 | 22.98 | L | AB291008 | 22.98 L | |
| RM125 | 87 - 88 | AB281008 | 69.89 | L | AB271076 | 79.59 | L | AB291008 | 22.98 | L | AB295050 | 23.49 L | |
| RM125 | 89 | AB281002 | 69.89 | L | AB271075 | 79.59 | L | AB295033 | 22.98 | L | AB295050 | 23.49 L | |
| RM125 | 90 | AB281002 | 69.89 | L | AB271071 | 79.59 | L | AB295009 | 22.98 | L | AB295050 | 23.49 L | |



BEARING KITS CONTINUED

| MODEL | YEARS | SWING ARM BEARING SEAL KIT | | LINKAGE BEARING SEAL KIT | | LOWER REAR SHOCK BEARING KIT | | UPPER REAR SHOCK BEARING KIT | | | | | |
|-------------------------|---------|----------------------------|-------|--------------------------|----------|------------------------------|---|------------------------------|-------|---|----------|-------|---|
| SUZUKI CONTINUED | | | | | | | | | | | | | |
| RM125 | 91 | AB281002 | 69.89 | L | AB271072 | 79.59 | L | AB295009 | 22.98 | L | AB291011 | 22.98 | L |
| RM125 | 92 | AB281045 | 73.08 | L | AB271074 | 79.59 | L | AB295011 | 27.11 | L | AB291011 | 22.98 | L |
| RM125 | 93 - 95 | AB281045 | 73.08 | L | AB271069 | 79.59 | L | AB295011 | 27.11 | L | AB291011 | 22.98 | L |
| RM125 | 96 - 97 | AB281047 | 69.89 | L | AB271064 | 79.59 | L | AB295025 | 15.99 | L | AB295054 | 22.98 | L |
| RM125 | 98 - 99 | AB281047 | 69.89 | L | AB271053 | 79.59 | L | AB295025 | 15.99 | L | AB295054 | 22.98 | L |
| RM125 | 00 | AB281047 | 69.89 | L | AB271043 | 70.25 | L | AB295024 | 16.84 | L | AB295054 | 22.98 | L |
| RM125 | 01 | AB281047 | 69.89 | L | AB271131 | 79.59 | L | AB295049 | 22.98 | L | AB291003 | 21.35 | L |
| RM125 | 02 - 03 | AB281047 | 69.89 | L | AB271132 | 79.59 | L | AB295025 | 15.99 | L | AB291003 | 21.35 | L |
| RM125 | 04 - 08 | AB281047 | 69.89 | L | AB271127 | 79.59 | L | AB295025 | 15.99 | L | AB291003 | 21.35 | L |
| SP125 | 86 - 88 | AB281112 | 56.11 | L | AB271113 | 79.59 | L | AB295045 | 29.29 | L | ---- | | |
| TF125 (NZ AU) | 79 - 11 | 132646 | 44.90 | L | ---- | | | ---- | | | ---- | | |
| TS125 | 71 - 81 | 132646 | 44.90 | L | ---- | | | ---- | | | ---- | | |
| PE175 | 82 - 84 | AB281137 | 49.75 | L | ---- | | | ---- | | | ---- | | |
| RS175 | 80 - 82 | AB281102 | 69.89 | L | ---- | | | ---- | | | ---- | | |
| DR200 | 86 - 88 | AB281112 | 56.11 | L | AB271113 | 79.59 | L | AB295045 | 29.29 | L | ---- | | |
| DR200 SE | 96 - 15 | AB281112 | 56.11 | L | AB271113 | 79.59 | L | AB295045 | 29.29 | L | ---- | | |
| SP200 | 86 - 88 | AB281112 | 56.11 | L | AB271113 | 79.59 | L | AB295045 | 29.29 | L | ---- | | |
| DR250 | 90 - 93 | AB281105 | 63.53 | L | AB271061 | 79.59 | L | AB295033 | 22.98 | L | ---- | | |
| DR250S | 90 - 95 | AB281105 | 63.53 | L | AB271061 | 79.59 | L | AB295033 | 22.98 | L | ---- | | |
| DRZ250 | 01 - 07 | AB281105 | 63.53 | L | AB271060 | 79.59 | L | AB295020 | 21.14 | L | ---- | | |
| RM250 | 79 - 80 | AB281106 | 69.89 | L | ---- | | | ---- | | | ---- | | |
| RM250 | 81 - 83 | AB281008 | 69.89 | L | ---- | | | ---- | | | ---- | | |
| RM250 | 84 | AB281007 | 69.89 | L | ---- | | | ---- | | | ---- | | |
| RM250 | 85 - 86 | AB281007 | 69.89 | L | ---- | | | AB291008 | 22.98 | L | AB291008 | 22.98 | L |
| RM250 | 87 - 88 | AB281001 | 69.89 | L | AB271076 | 79.59 | L | AB291008 | 22.98 | L | AB295050 | 23.49 | L |
| RM250 | 89 | AB281045 | 73.08 | L | AB271075 | 79.59 | L | AB295033 | 22.98 | L | AB295050 | 23.49 | L |
| RM250 | 90 | AB281045 | 73.08 | L | AB271071 | 79.59 | L | AB295009 | 22.98 | L | AB295050 | 23.49 | L |
| RM250 | 91 | AB281045 | 73.08 | L | AB271072 | 79.59 | L | AB295009 | 22.98 | L | AB291011 | 22.98 | L |
| RM250 | 92 | AB281045 | 73.08 | L | AB271074 | 79.59 | L | AB295011 | 27.11 | L | AB291011 | 22.98 | L |
| RM250 | 93 - 95 | AB281045 | 73.08 | L | AB271069 | 79.59 | L | AB295011 | 27.11 | L | AB291011 | 22.98 | L |
| RM250 | 96 - 97 | AB281047 | 69.89 | L | AB271064 | 79.59 | L | AB295025 | 15.99 | L | AB295054 | 22.98 | L |
| RM250 | 98 - 99 | AB281047 | 69.89 | L | AB271053 | 79.59 | L | AB295025 | 15.99 | L | AB295054 | 22.98 | L |
| RM250 | 00 | AB281047 | 69.89 | L | AB271043 | 70.25 | L | AB295024 | 16.84 | L | AB295054 | 22.98 | L |
| RM250 | 01 | AB281047 | 69.89 | L | AB271131 | 79.59 | L | AB295049 | 22.98 | L | AB291003 | 21.35 | L |
| RM250 | 02 - 03 | AB281047 | 69.89 | L | AB271132 | 79.59 | L | AB295025 | 15.99 | L | AB291003 | 21.35 | L |
| RM250 | 04 - 08 | AB281047 | 69.89 | L | AB271127 | 79.59 | L | AB295025 | 15.99 | L | AB291003 | 21.35 | L |
| RMX250 | 89 | AB281045 | 73.08 | L | AB271075 | 79.59 | L | AB295033 | 22.98 | L | AB295050 | 23.49 | L |
| RMX250 | 90 | AB281045 | 73.08 | L | AB271075 | 79.59 | L | AB295009 | 22.98 | L | AB295050 | 23.49 | L |
| RMX250 | 91 | AB281045 | 73.08 | L | AB271136 | 79.59 | L | AB295009 | 22.98 | L | AB291011 | 22.98 | L |
| RMX250 | 92 - 99 | AB281045 | 73.08 | L | AB271136 | 79.59 | L | AB295011 | 27.11 | L | AB291011 | 22.98 | L |
| RMZ250 | 04 - 06 | AB281115 | 69.89 | L | AB271117 | 79.59 | L | AB295022 | 15.99 | L | AB291002 | 21.35 | L |
| RMZ250 | 07 - 09 | AB281047 | 69.89 | L | AB271127 | 79.59 | L | AB295025 | 15.99 | L | AB291003 | 21.35 | L |
| RMZ250 | 10 - 12 | AB281047 | 69.89 | L | 132343 | 79.59 | L | 132348 | 22.49 | L | AB291003 | 21.35 | L |
| RMZ250 | 13 - 15 | AB281047 | 69.89 | L | 132873 | 79.59 | L | 132348 | 22.49 | L | AB291003 | 21.35 | L |
| DR350 | 90 - 99 | AB281105 | 63.53 | L | AB271061 | 79.59 | L | AB295033 | 22.98 | L | ---- | | |
| DR350SE | 90 - 99 | AB281105 | 63.53 | L | AB271061 | 79.59 | L | AB295033 | 22.98 | L | ---- | | |
| DRZ400E | 00 - 07 | AB281047 | 69.89 | L | AB271043 | 70.25 | L | AB295024 | 16.84 | L | AB295054 | 22.98 | L |
| DRZ400K | 00 - 03 | AB281047 | 69.89 | L | AB271043 | 70.25 | L | AB295024 | 16.84 | L | AB295054 | 22.98 | L |
| DRZ400S | 00 - 15 | AB281047 | 69.89 | L | AB271043 | 70.25 | L | AB295024 | 16.84 | L | AB295054 | 22.98 | L |
| DRZ400SM | 05 - 15 | AB281047 | 69.89 | L | AB271043 | 70.25 | L | AB295024 | 16.84 | L | AB295054 | 22.98 | L |
| RMX450 | 10 - 11 | AB281047 | 69.89 | L | 132343 | 79.59 | L | 132348 | 22.49 | L | AB291003 | 21.35 | L |
| RMZ450 | 05 - 09 | AB281047 | 69.89 | L | AB271127 | 79.59 | L | AB295025 | 15.99 | L | AB291003 | 21.35 | L |
| RMZ450 | 10 - 12 | AB281047 | 69.89 | L | 132343 | 79.59 | L | 132348 | 22.49 | L | AB291003 | 21.35 | L |
| RMZ450 | 13 - 15 | AB281047 | 69.89 | L | 132873 | 79.59 | L | 132348 | 22.49 | L | AB291003 | 21.35 | L |

- accessories
- body
- handlebar & grips
- cables & levers
- exhaust
- engine
- fuel & intake
- electrical & ignition
- clutch
- drive
- bearings
- brakes
- steering & suspension
- tires
- tools & shop

STEERING & SUSPENSION



BEARING KITS CONTINUED

| MODEL | YEARS | SWING ARM BEARING SEAL KIT | | | LINKAGE BEARING SEAL KIT | | | LOWER REAR SHOCK BEARING KIT | | | UPPER REAR SHOCK BEARING KIT | | |
|-------------------------|---------|----------------------------|-------|------|--------------------------|-------|------|------------------------------|-------|------|------------------------------|------|--|
| SUZUKI CONTINUED | | | | | | | | | | | | | |
| RM465 | 81 - 82 | AB281008 | 69.89 | L | ---- | ---- | ---- | ---- | ---- | ---- | ---- | ---- | |
| RM500 | 83 - 84 | AB281008 | 69.89 | L | ---- | ---- | ---- | ---- | ---- | ---- | ---- | ---- | |
| DR650SE | 90 - 95 | AB281104 | 63.53 | L | AB271103 | 79.59 | L | AB291008 | 22.98 | L | ---- | ---- | |
| DR650SE | 96 - 14 | AB281105 | 63.53 | L | AB271104 | 79.59 | L | AB295020 | 21.14 | L | ---- | ---- | |
| XF650 FREEWIND (Euro) | 97 - 01 | AB281105 | 63.53 | L | AB271104 | 79.59 | L | ---- | ---- | ---- | ---- | ---- | |
| TM | | | | | | | | | | | | | |
| MX 85 | 06 - 09 | ---- | ---- | ---- | AB271164 | 79.59 | L | AB295057 | 23.49 | L | ---- | ---- | |
| EN 125 | 96 - 04 | AB281183 | 52.94 | L | AB271155 | 79.59 | L | AB295057 | 23.49 | L | ---- | ---- | |
| EN 125 | 05 - 06 | AB281183 | 52.94 | L | AB271156 | 79.59 | L | AB295058 | 23.49 | L | ---- | ---- | |
| EN 125 | 07 | AB281183 | 52.94 | L | AB271163 | 79.59 | L | AB295061 | 27.71 | L | ---- | ---- | |
| EN 125 | 08 - 11 | ---- | ---- | ---- | AB271163 | 79.59 | L | AB295061 | 27.71 | L | ---- | ---- | |
| MX 125 | 96 - 04 | AB281183 | 52.94 | L | AB271155 | 79.59 | L | AB295057 | 23.49 | L | ---- | ---- | |
| MX 125 | 05 - 06 | AB281183 | 52.94 | L | AB271156 | 79.59 | L | AB295058 | 23.49 | L | ---- | ---- | |
| MX 125 | 07 | AB281183 | 52.94 | L | AB271163 | 79.59 | L | AB295061 | 27.71 | L | ---- | ---- | |
| MX 125 | 08 - 11 | ---- | ---- | ---- | AB271163 | 79.59 | L | AB295061 | 27.71 | L | ---- | ---- | |
| SMR 125 | 09 | ---- | ---- | ---- | AB271163 | 79.59 | L | AB295061 | 27.71 | L | ---- | ---- | |
| SMX 125 | 05 - 06 | AB281183 | 52.94 | L | AB271157 | 79.59 | L | AB295057 | 23.49 | L | ---- | ---- | |
| SMX 125 | 07 | AB281183 | 52.94 | L | AB271163 | 79.59 | L | AB295061 | 27.71 | L | ---- | ---- | |
| SMX 125 | 08 | ---- | ---- | ---- | AB271163 | 79.59 | L | AB295061 | 27.71 | L | ---- | ---- | |
| EN 144 | 08 - 11 | ---- | ---- | ---- | AB271163 | 79.59 | L | AB295061 | 27.71 | L | ---- | ---- | |
| MX 144 | 08 - 11 | ---- | ---- | ---- | AB271163 | 79.59 | L | AB295061 | 27.71 | L | ---- | ---- | |
| EN 250 | 96 - 04 | AB281183 | 52.94 | L | AB271155 | 79.59 | L | AB295057 | 23.49 | L | ---- | ---- | |
| EN 250 | 05 - 06 | AB281183 | 52.94 | L | AB271156 | 79.59 | L | AB295058 | 23.49 | L | ---- | ---- | |
| EN 250 | 07 | AB281183 | 52.94 | L | AB271163 | 79.59 | L | AB295061 | 27.71 | L | ---- | ---- | |
| EN 250 | 08 - 11 | ---- | ---- | ---- | AB271163 | 79.59 | L | AB295061 | 27.71 | L | ---- | ---- | |
| EN 250F | 02 - 04 | AB281183 | 52.94 | L | AB271155 | 79.59 | L | AB295057 | 23.49 | L | ---- | ---- | |
| EN 250F | 05 - 06 | AB281183 | 52.94 | L | AB271156 | 79.59 | L | AB295058 | 23.49 | L | ---- | ---- | |
| EN 250F | 07 | AB281183 | 52.94 | L | AB271163 | 79.59 | L | AB295061 | 27.71 | L | ---- | ---- | |
| EN 250F | 08 - 11 | ---- | ---- | ---- | AB271163 | 79.59 | L | AB295061 | 27.71 | L | ---- | ---- | |
| MX 250 | 96 - 04 | AB281183 | 52.94 | L | AB271155 | 79.59 | L | AB295057 | 23.49 | L | ---- | ---- | |
| MX 250 | 05 - 06 | AB281183 | 52.94 | L | AB271156 | 79.59 | L | AB295058 | 23.49 | L | ---- | ---- | |
| MX 250 | 07 | AB281183 | 52.94 | L | AB271163 | 79.59 | L | AB295061 | 27.71 | L | ---- | ---- | |
| MX 250 | 08 - 11 | ---- | ---- | ---- | AB271163 | 79.59 | L | AB295061 | 27.71 | L | ---- | ---- | |
| MX 250F | 02 - 04 | AB281183 | 52.94 | L | AB271155 | 79.59 | L | AB295057 | 23.49 | L | ---- | ---- | |
| MX 250F | 05 - 06 | AB281183 | 52.94 | L | AB271156 | 79.59 | L | AB295058 | 23.49 | L | ---- | ---- | |
| MX 250F | 07 | AB281183 | 52.94 | L | AB271163 | 79.59 | L | AB295061 | 27.71 | L | ---- | ---- | |
| MX 250F | 08 | ---- | ---- | ---- | AB271163 | 79.59 | L | AB295061 | 27.71 | L | ---- | ---- | |
| EN 300 | 97 - 04 | AB281183 | 52.94 | L | AB271155 | 79.59 | L | AB295057 | 23.49 | L | ---- | ---- | |
| EN 300 | 05 - 06 | AB281183 | 52.94 | L | AB271156 | 79.59 | L | AB295058 | 23.49 | L | ---- | ---- | |
| EN 300 | 07 | AB281183 | 52.94 | L | AB271163 | 79.59 | L | AB295061 | 27.71 | L | ---- | ---- | |
| EN 300 | 08 - 11 | ---- | ---- | ---- | AB271163 | 79.59 | L | AB295061 | 27.71 | L | ---- | ---- | |
| MX 300 | 97 - 04 | AB281183 | 52.94 | L | AB271155 | 79.59 | L | AB295057 | 23.49 | L | ---- | ---- | |
| MX 300 | 05 - 06 | AB281183 | 52.94 | L | AB271156 | 79.59 | L | AB295058 | 23.49 | L | ---- | ---- | |
| MX 300 | 07 | AB281183 | 52.94 | L | AB271163 | 79.59 | L | AB295061 | 27.71 | L | ---- | ---- | |
| MX 300 | 08 - 11 | ---- | ---- | ---- | AB271163 | 79.59 | L | AB295061 | 27.71 | L | ---- | ---- | |
| EN 400F | 02 - 03 | AB281183 | 52.94 | L | AB271155 | 79.59 | L | AB295057 | 23.49 | L | ---- | ---- | |
| MX 400F | 02 - 03 | AB281183 | 52.94 | L | AB271155 | 79.59 | L | AB295057 | 23.49 | L | ---- | ---- | |
| EN 450F | 04 | AB281183 | 52.94 | L | AB271155 | 79.59 | L | AB295057 | 23.49 | L | ---- | ---- | |
| EN 450F | 05 - 06 | AB281183 | 52.94 | L | AB271156 | 79.59 | L | AB295058 | 23.49 | L | ---- | ---- | |
| EN 450F | 07 | AB281183 | 52.94 | L | AB271163 | 79.59 | L | AB295061 | 27.71 | L | ---- | ---- | |
| EN 450F | 08 - 11 | ---- | ---- | ---- | AB271163 | 79.59 | L | AB295061 | 27.71 | L | ---- | ---- | |
| MX 450F | 04 | AB281183 | 52.94 | L | AB271155 | 79.59 | L | AB295057 | 23.49 | L | ---- | ---- | |



BEARING KITS CONTINUED

| MODEL | YEARS | SWING ARM BEARING SEAL KIT | | | LINKAGE BEARING SEAL KIT | | | LOWER REAR SHOCK BEARING KIT | | UPPER REAR SHOCK BEARING KIT | |
|---------------------|---------|----------------------------|-------|---|--------------------------|-------|---|------------------------------|-------|------------------------------|------------------|
| TM CONTINUED | | | | | | | | | | | |
| MX 450F | 05 - 06 | AB281183 | 52.94 | L | AB271156 | 79.59 | L | AB295058 | 23.49 | L | ---- |
| MX 450F | 07 | AB281183 | 52.94 | L | AB271163 | 79.59 | L | AB295061 | 27.71 | L | ---- |
| MX 450F | 08 - 11 | ---- | | | AB271163 | 79.59 | L | AB295061 | 27.71 | L | ---- |
| SM 450F | 08 | ---- | | | AB271163 | 79.59 | L | AB295061 | 27.71 | L | ---- |
| SMR 450F | 09 | ---- | | | AB271163 | 79.59 | L | AB295061 | 27.71 | L | ---- |
| SMX 450F | 05 - 06 | AB281183 | 52.94 | L | AB271157 | 79.59 | L | AB295057 | 23.49 | L | ---- |
| SMX 450F | 07 | AB281183 | 52.94 | L | AB271163 | 79.59 | L | AB295061 | 27.71 | L | ---- |
| EN 530F | 02 - 04 | AB281183 | 52.94 | L | AB271155 | 79.59 | L | AB295057 | 23.49 | L | ---- |
| EN 530F | 05 - 06 | AB281183 | 52.94 | L | AB271156 | 79.59 | L | AB295058 | 23.49 | L | ---- |
| EN 530F | 07 | AB281183 | 52.94 | L | AB271163 | 79.59 | L | AB295061 | 27.71 | L | ---- |
| EN 530F | 08 - 11 | ---- | | | AB271163 | 79.59 | L | AB295061 | 27.71 | L | ---- |
| MX 530F | 02 - 04 | AB281183 | 52.94 | L | AB271155 | 79.59 | L | AB295057 | 23.49 | L | ---- |
| MX 530F | 05 - 06 | AB281183 | 52.94 | L | AB271156 | 79.59 | L | AB295058 | 23.49 | L | ---- |
| MX 530F | 07 | AB281183 | 52.94 | L | AB271163 | 79.59 | L | AB295061 | 27.71 | L | ---- |
| MX 530F | 08 - 11 | ---- | | | AB271163 | 79.59 | L | AB295061 | 27.71 | L | ---- |
| SMR 530F | 08 - 09 | ---- | | | AB271163 | 79.59 | L | AB295061 | 27.71 | L | ---- |
| SMX 660 | 06 | AB281183 | 52.94 | L | AB271157 | 79.59 | L | AB295057 | 23.49 | L | ---- |
| SMX 660 | 07 | AB281183 | 52.94 | L | AB271163 | 79.59 | L | AB295061 | 27.71 | L | ---- |
| SMX 660F | 08 - 09 | ---- | | | AB271163 | 79.59 | L | AB295061 | 27.71 | L | ---- |
| SMX 660S | 05 | AB281183 | 52.94 | L | AB271157 | 79.59 | L | AB295057 | 23.49 | L | ---- |
| YAMAHA | | | | | | | | | | | |
| YZ80 | 84 - 92 | AB281060 | 47.64 | L | AB271001 | 70.25 | L | ---- | | | ---- |
| YZ80 | 93 - 98 | AB281062 | 47.64 | L | AB271058 | 79.59 | L | AB295013 | 22.49 | L | ---- |
| YZ80 | 99 - 01 | AB281061 | 47.64 | L | AB271058 | 79.59 | L | AB295013 | 22.49 | L | ---- |
| YZ85 | 02 | AB281061 | 47.64 | L | AB271058 | 79.59 | L | AB295013 | 22.49 | L | ---- |
| YZ85 | 03 - 16 | AB281061 | 47.64 | L | AB271095 | 79.59 | L | AB295015 | 19.22 | L | ---- |
| DT100 | 74 - 76 | AB501011 | 36.38 | L | ---- | | | ---- | | | ---- |
| YZ100 | 76 - 81 | AB501011 | 36.38 | L | ---- | | | ---- | | | ---- |
| DT X 125 (EURO) | 05 - 06 | 133277 | 42.00 | L | ---- | | | ---- | | | ---- |
| DT125 | 78 - 81 | AB501011 | 36.38 | L | ---- | | | ---- | | | ---- |
| DT125 (EURO) | 99 - 06 | 133277 | 42.00 | L | ---- | | | ---- | | | ---- |
| IT125 | 80 - 81 | AB501011 | 36.38 | L | ---- | | | ---- | | | ---- |
| MX125 | 74 - 76 | AB501011 | 36.38 | L | ---- | | | ---- | | | ---- |
| TT125 | 00 | AB281098 | 47.61 | L | ---- | | | ---- | | | ---- |
| TTR125 Drum Brake | 00 - 09 | AB281098 | 47.61 | L | AB271097 | 70.25 | L | ---- | | | ---- |
| TTR125L Disc Brake | 00 - 15 | AB281098 | 47.61 | L | AB271097 | 70.25 | L | ---- | | | ---- |
| YZ125 | 74 | AB281135 | 35.75 | L | ---- | | | ---- | | | ---- |
| YZ125 | 80 - 82 | AB281143 | 49.75 | L | ---- | | | ---- | | | ---- |
| YZ125 | 83 - 85 | AB281022 | 66.72 | L | AB271109 | 79.59 | L | AB295027 | 22.02 | L | AB291020 25.98 L |
| YZ125 | 86 | AB281024 | 69.89 | L | AB271081 | 79.59 | L | AB295027 | 22.02 | L | AB291020 25.98 L |
| YZ125 | 87 | AB281031 | 69.89 | L | AB271080 | 79.59 | L | AB295027 | 22.02 | L | AB291020 25.98 L |
| YZ125 | 88 | AB281071 | 68.83 | L | AB271080 | 79.59 | L | AB295027 | 22.02 | L | AB291020 25.98 L |
| YZ125 | 89 - 92 | AB281071 | 68.83 | L | AB271084 | 79.59 | L | AB295013 | 22.49 | L | AB291010 22.49 L |
| YZ125 | 93 | AB281077 | 68.83 | L | AB271088 | 79.59 | L | AB295016 | 22.02 | L | AB291010 22.49 L |
| YZ125 | 94 - 97 | AB281078 | 68.83 | L | AB271088 | 79.59 | L | AB295016 | 22.02 | L | AB291010 22.49 L |
| YZ125 | 98 | AB281076 | 68.83 | L | AB271088 | 79.59 | L | AB295016 | 22.02 | L | AB291016 21.35 L |
| YZ125 | 99 - 00 | AB281073 | 69.89 | L | AB271088 | 79.59 | L | AB295016 | 22.02 | L | AB291016 21.35 L |
| YZ125 | 01 | AB281073 | 69.89 | L | AB271067 | 79.59 | L | AB295015 | 19.22 | L | AB291016 21.35 L |
| YZ125 | 02 - 04 | AB281072 | 69.89 | L | AB271065 | 79.59 | L | AB295015 | 19.22 | L | AB291016 21.35 L |
| YZ125 | 05 | AB281161 | 69.89 | L | AB271129 | 79.59 | L | AB295015 | 19.22 | L | AB291016 21.35 L |
| YZ125 | 06 - 16 | AB281160 | 69.89 | L | AB271170 | 79.59 | L | AB295015 | 19.22 | L | AB291016 21.35 L |
| DT175 | 74 - 76 | AB281135 | 35.75 | L | ---- | | | ---- | | | ---- |
| DT175 | 78 - 81 | AB501011 | 36.38 | L | ---- | | | ---- | | | ---- |

- accessories
- body
- handlebar & grips
- cables & levers
- exhaust
- engine
- fuel & intake
- electrical & ignition
- clutch
- drive
- bearings
- brakes
- steering & suspension
- tires
- tools & shop

STEERING & SUSPENSION



BEARING KITS CONTINUED

| MODEL | YEARS | SWING ARM BEARING SEAL KIT | | LINKAGE BEARING SEAL KIT | | LOWER REAR SHOCK BEARING KIT | | UPPER REAR SHOCK BEARING KIT | | |
|-------------------------|---------|----------------------------|-------|--------------------------|----------|------------------------------|------|------------------------------|-------|---|
| YAMAHA CONTINUED | | | | | | | | | | |
| IT175 | 80 - 83 | AB281143 | 49.75 | L | ---- | ---- | ---- | ---- | ---- | |
| MX175 | 74 - 75 | AB281135 | 35.75 | L | ---- | ---- | ---- | ---- | ---- | |
| MX175 | 79 - 81 | AB501011 | 36.38 | L | ---- | ---- | ---- | ---- | ---- | |
| TY175 | 76 | AB281135 | 35.75 | L | ---- | ---- | ---- | ---- | ---- | |
| YZ175 | 76 | AB501011 | 36.38 | L | ---- | ---- | ---- | ---- | ---- | |
| RT180 | 90 - 98 | AB281147 | 40.22 | L | ---- | ---- | ---- | ---- | ---- | |
| AG200 | 84 - 06 | AB281162 | 45.53 | L | ---- | ---- | ---- | ---- | ---- | |
| IT200 | 84 - 86 | AB281136 | 39.17 | L | ---- | ---- | ---- | ---- | ---- | |
| TW200 Trailway | 87 - 16 | AB281126 | 49.75 | L | ---- | ---- | ---- | ---- | ---- | |
| WR200 | 92 | AB281148 | 49.75 | L | AB271159 | 79.59 | L | AB295013 | 22.49 | L |
| TT225 | 86 - 87 | AB281122 | 49.75 | L | ---- | ---- | ---- | ---- | ---- | |
| TTR225 | 99 - 04 | AB281122 | 49.75 | L | ---- | ---- | ---- | ---- | ---- | |
| XT225 | 92 - 07 | AB281122 | 49.75 | L | ---- | ---- | ---- | ---- | ---- | |
| TTR230 | 05 - 15 | AB281122 | 49.75 | L | AB271143 | 79.59 | L | ---- | ---- | |
| IT250 | 83 | AB281136 | 39.17 | L | ---- | ---- | ---- | ---- | ---- | |
| TTR250 | 99 - 06 | AB281096 | 47.64 | L | AB271094 | 79.59 | L | AB295013 | 22.49 | L |
| WR250 | 91 - 93 | AB281075 | 68.83 | L | AB271084 | 79.59 | L | AB295013 | 22.49 | L |
| WR250 | 94 - 97 | AB281078 | 68.83 | L | AB271088 | 79.59 | L | AB295016 | 22.02 | L |
| WR250F | 01 | AB281073 | 69.89 | L | AB271067 | 79.59 | L | AB295015 | 19.22 | L |
| WR250F | 02 - 04 | AB281072 | 69.89 | L | AB271065 | 79.59 | L | AB295015 | 19.22 | L |
| WR250F | 05 | AB281072 | 69.89 | L | AB271128 | 79.59 | L | AB295015 | 19.22 | L |
| WR250F | 06 | AB281158 | 69.89 | L | AB271142 | 79.59 | L | AB295015 | 19.22 | L |
| WR250F | 07 - 14 | AB281158 | 69.89 | L | AB271145 | 79.59 | L | AB295015 | 19.22 | L |
| WR250F | 15 | 132346 | 69.89 | L | AB271171 | 79.59 | L | AB295015 | 19.22 | L |
| WR250R DUAL SPORT | 08 - 16 | AB281201 | 69.89 | L | AB271178 | 79.59 | L | 132349 | 23.49 | L |
| WR250X SUPERMOTO | 08 - 11 | AB281201 | 69.89 | L | AB271178 | 79.59 | L | 132349 | 23.49 | L |
| XT250 | 84 | AB281150 | 49.75 | L | ---- | ---- | ---- | ---- | ---- | |
| XT250 | 08 - 16 | AB281192 | 40.22 | L | ---- | ---- | ---- | ---- | ---- | |
| XTZ 250 (SA) | 07 - 12 | AB281192 | 40.22 | L | ---- | ---- | ---- | ---- | ---- | |
| YZ250 | 75 - 76 | AB281176 | 63.53 | L | ---- | ---- | ---- | ---- | ---- | |
| YZ250 | 77 - 79 | AB281185 | 52.94 | L | ---- | ---- | ---- | ---- | ---- | |
| YZ250 | 80 - 82 | AB281143 | 49.75 | L | ---- | ---- | ---- | ---- | ---- | |
| YZ250 | 83 - 85 | AB281026 | 69.89 | L | AB271109 | 79.59 | L | AB295027 | 22.02 | L |
| YZ250 | 86 | AB281025 | 69.89 | L | AB271081 | 79.59 | L | AB295027 | 22.02 | L |
| YZ250 | 87 | AB281032 | 69.89 | L | AB271081 | 79.59 | L | AB295027 | 22.02 | L |
| YZ250 | 88 | AB281075 | 68.83 | L | AB271080 | 79.59 | L | AB295027 | 22.02 | L |
| YZ250 | 89 | AB281075 | 68.83 | L | AB271080 | 79.59 | L | AB295027 | 22.02 | L |
| YZ250 | 90 - 92 | AB281075 | 68.83 | L | AB271084 | 79.59 | L | AB295013 | 22.49 | L |
| YZ250 | 93 - 97 | AB281078 | 68.83 | L | AB271088 | 79.59 | L | AB295016 | 22.02 | L |
| YZ250 | 98 | AB281076 | 68.83 | L | AB271088 | 79.59 | L | AB295016 | 22.02 | L |
| YZ250 | 99 - 00 | AB281073 | 69.89 | L | AB271088 | 79.59 | L | AB295016 | 22.02 | L |
| YZ250 | 01 | AB281073 | 69.89 | L | AB271067 | 79.59 | L | AB295015 | 19.22 | L |
| YZ250 | 02 - 04 | AB281072 | 69.89 | L | AB271065 | 79.59 | L | AB295015 | 19.22 | L |
| YZ250 | 05 | AB281072 | 69.89 | L | AB271129 | 79.59 | L | AB295015 | 19.22 | L |
| YZ250 | 06 - 16 | AB281158 | 69.89 | L | AB271170 | 79.59 | L | AB295015 | 19.22 | L |
| YZ250F | 01 | AB281073 | 69.89 | L | AB271067 | 79.59 | L | AB295015 | 19.22 | L |
| YZ250F | 02 - 04 | AB281072 | 69.89 | L | AB271065 | 79.59 | L | AB295015 | 19.22 | L |
| YZ250F | 05 | AB281072 | 69.89 | L | AB271128 | 79.59 | L | AB295015 | 19.22 | L |
| YZ250F | 06 | AB281158 | 69.89 | L | AB271145 | 79.59 | L | AB295015 | 19.22 | L |
| YZ250F | 07 | AB281158 | 69.89 | L | AB271129 | 79.59 | L | AB295015 | 19.22 | L |
| YZ250F | 08 | AB281158 | 69.89 | L | AB271145 | 79.59 | L | AB295015 | 19.22 | L |
| YZ250F | 09 | AB281158 | 69.89 | L | AB271171 | 79.59 | L | AB295015 | 19.22 | L |
| YZ250F | 10 - 13 | AB281158 | 69.89 | L | AB271177 | 79.59 | L | AB295015 | 19.22 | L |
| YZ250F | 14 - 16 | 132346 | 69.89 | L | AB271171 | 79.59 | L | AB295015 | 19.22 | L |

BEARING KITS CONTINUED

| MODEL | YEARS | SWING ARM BEARING SEAL KIT | | | LINKAGE BEARING SEAL KIT | | | LOWER REAR SHOCK BEARING KIT | | | UPPER REAR SHOCK BEARING KIT | | |
|-------------------------|---------|----------------------------|-------|---|--------------------------|-------|---|------------------------------|-------|---|------------------------------|-------|---|
| YAMAHA CONTINUED | | | | | | | | | | | | | |
| YZ250FX | 15 | 132346 | 69.89 | L | AB271171 | 79.59 | L | AB295015 | 19.22 | L | AB291016 | 21.35 | L |
| YZ250X | 16 | AB281158 | 69.89 | L | AB271170 | 79.59 | L | AB295015 | 19.22 | L | AB291016 | 21.35 | L |
| TT350 | 86 | AB281140 | 43.86 | L | ---- | | | ---- | | | ---- | | |
| TT350 | 87 | AB281140 | 43.86 | L | ---- | | | ---- | | | AB295027 | 22.02 | L |
| XT350 | 85 - 00 | AB281150 | 49.75 | L | ---- | | | ---- | | | ---- | | |
| IT400 | 76 | AB281176 | 63.53 | L | ---- | | | ---- | | | ---- | | |
| IT400 | 79 | AB281185 | 52.94 | L | ---- | | | ---- | | | ---- | | |
| MX400 | 75 | AB281176 | 63.53 | L | ---- | | | ---- | | | ---- | | |
| WR400F | 98 | AB281076 | 68.83 | L | AB271088 | 79.59 | L | AB295016 | 22.02 | L | AB291016 | 21.35 | L |
| WR400F | 99 - 00 | AB281073 | 69.89 | L | AB271088 | 79.59 | L | AB295016 | 22.02 | L | AB291016 | 21.35 | L |
| YZ400 | 76 | AB281176 | 63.53 | L | ---- | | | ---- | | | ---- | | |
| YZ400 | 77 - 79 | AB281185 | 52.94 | L | ---- | | | ---- | | | ---- | | |
| YZ400F | 98 | AB281076 | 68.83 | L | AB271088 | 79.59 | L | AB295016 | 22.02 | L | AB291016 | 21.35 | L |
| YZ400F | 99 | AB281073 | 69.89 | L | AB271088 | 79.59 | L | AB295016 | 22.02 | L | AB291016 | 21.35 | L |
| WR426F | 01 | AB281073 | 69.89 | L | AB271067 | 79.59 | L | AB295015 | 19.22 | L | AB291016 | 21.35 | L |
| WR426F | 02 | AB281072 | 69.89 | L | AB271065 | 79.59 | L | AB295015 | 19.22 | L | AB291016 | 21.35 | L |
| YZ426F | 00 | AB281073 | 69.89 | L | AB271088 | 79.59 | L | AB295016 | 22.02 | L | AB291016 | 21.35 | L |
| YZ426F | 01 | AB281073 | 69.89 | L | AB271067 | 79.59 | L | AB295015 | 19.22 | L | AB291016 | 21.35 | L |
| YZ426F | 02 | AB281072 | 69.89 | L | AB271065 | 79.59 | L | AB295015 | 19.22 | L | AB291016 | 21.35 | L |
| WR450F | 03 - 04 | AB281072 | 69.89 | L | AB271065 | 79.59 | L | AB295015 | 19.22 | L | AB291016 | 21.35 | L |
| WR450F | 05 | AB281072 | 69.89 | L | AB271128 | 79.59 | L | AB295015 | 19.22 | L | AB291016 | 21.35 | L |
| WR450F | 06 | AB281158 | 69.89 | L | AB271142 | 79.59 | L | AB295015 | 19.22 | L | AB291016 | 21.35 | L |
| WR450F | 07 - 15 | AB281158 | 69.89 | L | AB271145 | 79.59 | L | AB295015 | 19.22 | L | AB291016 | 21.35 | L |
| YZ450F | 03 - 04 | AB281072 | 69.89 | L | AB271065 | 79.59 | L | AB295015 | 19.22 | L | AB291016 | 21.35 | L |
| YZ450F | 05 | AB281072 | 69.89 | L | AB271128 | 79.59 | L | AB295015 | 19.22 | L | AB291016 | 21.35 | L |
| YZ450F | 06 - 08 | AB281158 | 69.89 | L | AB271145 | 79.59 | L | AB295015 | 19.22 | L | AB291016 | 21.35 | L |
| YZ450F | 09 | AB281158 | 69.89 | L | AB271171 | 79.59 | L | AB295015 | 19.22 | L | AB291016 | 21.35 | L |
| YZ450F | 10 - 16 | 132346 | 69.89 | L | AB271171 | 79.59 | L | AB295015 | 19.22 | L | AB291016 | 21.35 | L |
| IT465 | 81 - 82 | AB281143 | 49.75 | L | ---- | | | ---- | | | ---- | | |
| YZ465 | 80 - 81 | AB281143 | 49.75 | L | ---- | | | ---- | | | ---- | | |
| IT490 | 83 - 84 | AB281026 | 69.89 | L | AB271109 | 79.59 | L | AB295027 | 22.02 | L | ---- | | |
| YZ490 | 82 | AB281143 | 49.75 | L | ---- | | | ---- | | | ---- | | |
| YZ490 | 83 - 85 | AB281026 | 69.89 | L | AB271109 | 79.59 | L | AB295027 | 22.02 | L | AB291020 | 25.98 | L |
| YZ490 | 86 - 87 | AB281025 | 69.89 | L | AB271081 | 79.59 | L | AB295027 | 22.02 | L | AB291020 | 25.98 | L |
| YZ490 | 88 - 90 | AB281075 | 68.83 | L | AB271081 | 79.59 | L | AB295027 | 22.02 | L | AB291020 | 25.98 | L |
| TT500 | 76 - 81 | AB281176 | 63.53 | L | ---- | | | ---- | | | ---- | | |
| WR500 | 92 - 93 | AB281075 | 68.83 | L | AB271084 | 79.59 | L | AB295013 | 22.49 | L | AB291010 | 22.49 | L |
| XT500 | 76 - 82 | AB281176 | 63.53 | L | ---- | | | ---- | | | ---- | | |
| TT600 | 83 - 86 | AB281153 | 49.75 | L | ---- | | | ---- | | | ---- | | |
| XT600 | 84 - 89 | AB281151 | 49.75 | L | ---- | | | ---- | | | ---- | | |
| XT600 | 90 - 95 | AB281152 | 49.75 | L | ---- | | | ---- | | | ---- | | |
| XT600 (SA) | 96 - 02 | AB281152 | 49.75 | L | ---- | | | ---- | | | ---- | | |
| XT600E (Euro) | 96 - 02 | AB281152 | 49.75 | L | ---- | | | ---- | | | ---- | | |

- accessories
- body
- handlebar & grips
- cables & levers
- exhaust
- engine
- fuel & intake
- electrical & ignition
- clutch
- drive
- bearings
- brakes
- steering & suspension**
- tires
- tools & shop



STEERING & SUSPENSION



PROX DIRT BIKE SWINGARM & LINKAGE BEARING KITS



SWINGARM BEARINGS

ProX Racing Parts swing arm kits are available for Off Road and ATV applications. The complete rebuild kits come with all necessary parts you need to completely rebuild your swing arm.

- Bushings are case hardened and plated to prevent wear and corrosion.
- Pins are through hardened and precision ground.
- Needle bearings are made from 52100 bearing steel, ARC61-65 heat treated and have a ST13 steel shell.
- The washers are made from Teflon for increased service life.

SWINGARM LINKAGE

ProX Racing Parts linkage rebuild kits are available for Off Road applications. The complete rebuild kits come with all necessary parts you need to completely rebuild your linkage arms.

- The shafts supplied are made from 52100 bearing steel and precision ground.
- Needle bearings are made from 52100 bearing steel, ARC61-65 heat treated and have a ST13 steel shell.
- Bushings are case hardened and plated to prevent wear and corrosion.
- All linkage kits include the lower shock bearing kits.

| APPLICATION | YEAR | SWINGARM BEARING KIT | LINKAGE BEARING KIT |
|----------------|-------|----------------------|---------------------|
| GAS GAS | | | |
| MC 125 | 01-09 | 107095* 68.58 G | 106985* 88.76 G |
| EC 125 | 01-11 | 107095* 68.58 G | 106985* 88.76 G |
| SM 125 | 03-09 | 107095* 68.58 G | 106985* 88.76 G |
| EC 200 | 99-11 | 107095* 68.58 G | 106985* 88.76 G |
| MC 250 | 99-09 | 107095* 68.58 G | 106985* 88.76 G |
| EC 250 | 96-11 | 107095* 68.58 G | 106985* 88.76 G |
| EC 250 | 12-13 | 107095* 68.58 G | ----- |
| SM 250 | 03-05 | 107095* 68.58 G | 106985* 88.76 G |
| EC250F | 10 | 107095* 68.58 G | 106985* 88.76 G |
| EC 300 | 99-11 | 107095* 68.58 G | 106985* 88.76 G |
| EC 300 | 12-13 | 107095* 68.58 G | ----- |
| EC 450 F | 03-09 | 107095* 68.58 G | 106985* 88.76 G |
| Pampera 450 | 07 | 107095* 68.58 G | 106985* 88.76 G |
| HONDA | | | |
| Z-50 / R | 73-99 | 107126* 57.55 G | ----- |
| XR 50 R | 00-03 | 107126* 57.55 G | ----- |
| CRF 50 F | 04-15 | 107126* 57.55 G | ----- |
| XR 70 R | 97-03 | 107126* 57.55 G | ----- |
| CRF 70 F | 04-12 | 107126* 57.55 G | ----- |
| CR 80 | 85 | ----- | 106980* 99.33 G |
| CR 80 | 86-87 | 107031* 55.05 G | 106980* 99.33 G |
| CR 80 | 88-95 | 107031* 55.05 G | 106919* 82.54 G |
| CR 80 | 96-97 | 107030 64.40 G | 106940* 62.69 G |
| CR 80 | 98-99 | 107032* 55.05 G | 106940* 62.69 G |
| CR 80 | 00-02 | 107033* 50.87 G | 106940* 62.69 G |
| XR 80 R | 85-03 | 107080* 46.16 G | 106966* 83.07 G |
| CRF 80 F | 04-13 | 107080* 46.16 G | 106966* 83.07 G |
| CR 85 | 03-07 | 107033* 50.87 G | 106940* 62.69 G |
| XR 100 R | 85-00 | 107080* 46.16 G | 106966* 83.07 G |
| XR 100 R | 01-03 | 107080* 46.16 G | 106965* 83.07 G |
| CRF 100 F | 04-13 | 107080* 46.16 G | 106965* 83.07 G |
| CR 125 | 82-84 | 107109* 63.88 G | ----- |
| CR 125 | 85 | 107023* 62.31 G | 106924 88.76 G |
| CR 125 | 86 | 107024* 68.56 G | 106924 88.76 G |
| CR 125 | 87-88 | 107023* 62.31 G | 106924 88.76 G |
| CR 125 | 89 | 107041* 68.56 G | 106930* 88.76 G |
| CR 125 | 90 | 107040* 68.56 G | 106930* 88.76 G |
| CR 125 | 91-92 | 107041* 68.56 G | 106926* 88.76 G |

| APPLICATION | YEAR | SWINGARM BEARING KIT | LINKAGE BEARING KIT |
|------------------------|-------|----------------------|---------------------|
| HONDA CONTINUED | | | |
| CR 125 | 93 | 107047 68.56 G | 106945* 88.76 G |
| CR 125 | 94-95 | 107047 68.56 G | 106932* 88.76 G |
| CR 125 | 96 | 107047 68.56 G | 106933* 88.76 G |
| CR 125 | 97 | 107047 68.56 G | 106934* 88.76 G |
| CR 125 | 98-99 | 107047 68.56 G | 106918* 88.76 G |
| CR 125 | 00-01 | 107047 68.56 G | 106915* 88.76 G |
| CR 125 | 02-07 | 107046* 68.56 G | 106989 88.76 G |
| CRF 150 R | 07-15 | 107033* 50.87 G | 107006* 87.20 G |
| CRF 150 F | 03-15 | 107083* 49.87 G | 106970* 81.60 G |
| XR 200 R | 84-87 | 107053* 68.56 G | ----- |
| XR 200 R | 88-89 | 107035* 68.56 G | ----- |
| XR 200 R | 90-91 | 107035* 68.56 G | 106931* 84.32 G |
| XR 200 R | 93-02 | 107035* 68.56 G | 106931* 84.32 G |
| CRF 230 F | 03-15 | 107083* 49.87 G | 106970* 81.60 G |
| CRF 230 L | 08-09 | 107136* 50.87 G | 107012* 91.43 G |
| CR 250 | 78-80 | 107108* 54.21 G | ----- |
| CR 250 | 82-84 | 107109* 63.88 G | ----- |
| CR 250 | 85 | 107023* 62.31 G | 106924 88.76 G |
| CR 250 | 86 | 107024* 68.56 G | 106924 88.76 G |
| CR 250 | 87 | 107023* 62.31 G | 106924 88.76 G |
| CR 250 | 88 | 107041* 68.56 G | ----- |
| CR 250 | 89-90 | 107041* 68.56 G | 106930* 88.76 G |
| CR 250 | 91 | 107041* 68.56 G | 106926* 88.76 G |
| CR 250 | 92-93 | 107045 68.56 G | 106945* 88.76 G |
| CR 250 | 94 | 107045 68.56 G | 106932* 88.76 G |
| CR 250 | 95 | 107045 68.56 G | 106932* 88.76 G |
| CR 250 | 96 | 107045 68.56 G | 106933* 88.76 G |
| CR 250 | 97 | 107045 68.56 G | 106917* 88.76 G |
| CR 250 | 98-99 | 107045 68.56 G | 106918* 88.76 G |
| CR 250 | 00-01 | 107045 68.56 G | 106915* 88.76 G |
| CR 250 | 02-07 | 107044* 68.56 G | 106989 88.76 G |
| CRF 250 R | 04-09 | 107101* 68.58 G | 106989 88.76 G |
| CRF 250 R | 10-13 | 107102* 68.58 G | 107015 91.43 G |
| CRF 250 R | 14-15 | ----- | 107015 91.43 G |
| CRF 250 X | 04-15 | 107101* 68.58 G | 106989 88.76 G |
| XR 250 R | 81-82 | 107084* 65.45 G | ----- |
| XR 250 R | 84-85 | 107053* 68.56 G | ----- |
| XR 250 R | 86-87 | 107053* 68.56 G | 106941* 88.76 G |

PROX DIRT BIKE SWINGARM & LINKAGE KITS CONTINUED

| APPLICATION | YEAR | SWINGARM BEARING KIT | LINKAGE BEARING KIT |
|------------------------|-------|----------------------|---------------------|
| HONDA CONTINUED | | | |
| XR 250 R | 88-95 | 107035* 68.56 G | 106941* 88.76 G |
| XR 250 R | 96-04 | ----- | 106943* 88.76 G |
| XL 350 R | 84-85 | 107054* 68.56 G | ----- |
| XR 350 R | 83-84 | 107054* 68.56 G | ----- |
| XR 350 R | 85 | 107054* 68.56 G | 106941* 88.76 G |
| XR 400 R | 96-97 | ----- | 106943* 88.76 G |
| XR 400 R | 98-04 | ----- | 106942* 88.76 G |
| CRF 450 R | 02-04 | 107044* 68.56 G | 106989 88.76 G |
| CRF 450 R | 05-08 | 107102* 68.58 G | 106989 88.76 G |
| CRF 450 R | 09-12 | 107102* 68.58 G | 107015 91.43 G |
| CRF 450 R | 13-15 | ----- | 107015 91.43 G |
| CRF 450 X | 05-15 | 107102* 68.58 G | 106989 88.76 G |
| CR 480 | 82-83 | 107109* 63.88 G | ----- |
| CR 500 | 84 | 107109* 63.88 G | ----- |
| CR 500 | 85 | 107023* 62.31 G | 106924 88.76 G |
| CR 500 | 86 | 107024* 68.56 G | 106924 88.76 G |
| CR 500 | 87-88 | 107023* 62.31 G | 106924 88.76 G |
| CR 500 | 89-90 | 107041* 68.56 G | 106930* 88.76 G |
| CR 500 | 91-92 | 107041* 68.56 G | 106926* 88.76 G |
| CR 500 | 93 | 107041* 68.56 G | 106927* 88.76 G |
| CR 500 | 94 | 107041* 68.56 G | 106927* 88.76 G |
| CR 500 | 95 | 107041* 68.56 G | 106928* 88.76 G |
| CR 500 | 96-01 | 107041* 68.56 G | 106929* 88.76 G |
| XL 500 R | 82 | 107084* 65.45 G | ----- |
| XL 500 S | 81 | 107084* 65.45 G | ----- |
| XR 500 R | 81-82 | 107084* 65.45 G | ----- |
| XR 500 R | 83-84 | 107054* 68.56 G | ----- |
| XL 600 R | 83-87 | 107054* 68.56 G | ----- |
| XR 600 R | 85-87 | 107054* 68.56 G | 106941* 88.76 G |
| XR 600 R | 88-00 | 107034* 68.56 G | 106941* 88.76 G |
| XR 650 L | 93-15 | 107034* 68.56 G | 106941* 88.76 G |
| XR 650 R | 00-07 | 107091 68.58 G | 106981* 81.60 G |

| HUSQVARNA | | | |
|------------------|-------|-----------------|------------------|
| TC 85 | 14-15 | 107077* 73.76 G | ----- |
| CR 125 | 96-01 | 107096* 61.21 G | 106986* 86.20 G |
| CR 125 | 02-04 | 107096* 61.21 G | 106996* 95.77 G |
| CR 125 | 06-08 | 107096* 61.21 G | 107004* 95.77 G |
| CR 125 | 09 | 107138* 63.88 G | 107016* 106.27 G |
| CR 125 | 10-13 | 107138* 63.88 G | 107016* 106.27 G |
| WR 125 | 96-00 | 107096* 61.21 G | 113295* 106.27 G |
| WR 125 | 01 | 107096* 61.21 G | 106986* 86.20 G |
| WR 125 | 02-04 | 107096* 61.21 G | 106996* 95.77 G |
| WR 125 | 06-08 | 107096* 61.21 G | 107004* 95.77 G |
| WR 125 | 09 | 107138* 63.88 G | 107016* 106.27 G |
| WR 125 | 10-13 | 107138* 63.88 G | 107016* 106.27 G |
| TC 125 | 14-15 | 107127* 55.42 G | 113717* 91.43 G |
| TE 125 | 14-15 | 107127* 55.42 G | 113717* 91.43 G |
| CR 250 | 96-01 | 107096* 61.21 G | 106986* 86.20 G |
| CR 250 | 02-04 | 107096* 61.21 G | 106996* 95.77 G |
| WR 250 | 96-00 | 107096* 61.21 G | 113295* 106.27 G |
| WR 250 | 01 | 107096* 61.21 G | 106986* 86.20 G |
| WR 250 | 02-04 | 107096* 61.21 G | 106996* 95.77 G |
| WR 250 | 06-13 | 107096* 61.21 G | 107004* 95.77 G |
| TC 250 | 03-04 | 107096* 61.21 G | ----- |
| TC 250 | 05-07 | 107096* 61.21 G | 107005* 88.76 G |
| TC 250 | 08-13 | 107138* 63.88 G | 107016* 106.27 G |
| TE 250 | 03-04 | 107096* 61.21 G | ----- |
| TE 250 | 05-07 | 107096* 61.21 G | 107005* 88.76 G |
| TE 250 | 08-13 | 107138* 63.88 G | 107016* 106.27 G |
| TXC 250 | 08-13 | 107138* 63.88 G | 107016* 106.27 G |
| TC 250 2-Stroke | 14-15 | 107127* 55.42 G | 113717* 91.43 G |

| APPLICATION | YEAR | SWINGARM BEARING KIT | LINKAGE BEARING KIT |
|----------------------------|-------|----------------------|---------------------|
| HUSQVARNA CONTINUED | | | |
| TE 250 2-Stroke | 14-15 | 107127* 55.42 G | 113717* 91.43 G |
| FC 250 | 14-15 | 107127* 55.42 G | 113717* 91.43 G |
| FE 250 | 14-15 | 107127* 55.42 G | 113717* 91.43 G |
| WR 300 | 08-13 | 107096* 61.21 G | 107004* 95.77 G |
| TE 300 | 14-15 | 107127* 55.42 G | 113717* 91.43 G |
| TE 310 | 09-13 | 107138* 63.88 G | 107016* 106.27 G |
| FC 350 | 14-15 | 107127* 55.42 G | 113717* 91.43 G |
| FE 350 | 14-15 | 107127* 55.42 G | 113717* 91.43 G |
| WR 360 | 96-00 | 107096* 61.21 G | 113295* 106.27 G |
| WR 360 | 01 | 107096* 61.21 G | 106986* 86.20 G |
| WR 360 | 02 | 107096* 61.21 G | 106996* 95.77 G |
| TC 450 | 03-04 | 107096* 61.21 G | ----- |
| TC 450 | 05-07 | 107096* 61.21 G | 107005* 88.76 G |
| TC 450 | 08-10 | 107138* 63.88 G | 107016* 106.27 G |
| TXC 450 | 08-10 | 107138* 63.88 G | 107016* 106.27 G |
| TE 450 | 03-04 | 107096* 61.21 G | ----- |
| TE 450 | 05-07 | 107096* 61.21 G | 107005* 88.76 G |
| TE 450 | 08-10 | 107138* 63.88 G | 107016* 106.27 G |
| SM 450 R | 03-04 | 107096* 61.21 G | ----- |
| SM 450 R | 05-07 | 107096* 61.21 G | 107005* 88.76 G |
| SM 450 R | 08-10 | 107138* 63.88 G | 107016* 106.27 G |
| FC 450 | 14-15 | 107100* 59.23 G | 113717* 91.43 G |
| FE 450 | 14-15 | 107100* 59.23 G | 113717* 91.43 G |
| FE 501 | 14-15 | 107100* 59.23 G | 113717* 91.43 G |
| TC 510 | 05-07 | 107096* 61.21 G | 107005* 88.76 G |
| TC 510 | 08-09 | 107138* 63.88 G | 107016* 106.27 G |
| TXC 510 | 08-10 | 107138* 63.88 G | 107016* 106.27 G |
| TE 510 | 05-07 | 107096* 61.21 G | 107005* 88.76 G |
| TE 510 | 09-10 | 107138* 63.88 G | 107016* 106.27 G |
| SM 510 R | 05-07 | 107096* 61.21 G | 107005* 88.76 G |
| SM 510 R | 08-10 | 107138* 63.88 G | 107016* 106.27 G |
| SM 530 R | 09 | 107138* 63.88 G | 107016* 106.27 G |

| KAWASAKI | | | |
|-----------------|-------|-----------------|------------------|
| KX 60 | 83-84 | 107062* 49.87 G | ----- |
| KX 60 | 85-03 | 107062* 49.87 G | 106948* 88.88 G |
| KX 65 | 00-01 | 107062* 49.87 G | 106921* 87.20 G |
| KX 65 | 02-15 | 107062* 49.87 G | 106920* 87.20 G |
| KX 80 | 83-85 | 107062* 49.87 G | 106979* 81.60 G |
| KX 80 | 86-90 | 107062* 49.87 G | ----- |
| KX 80 | 91-97 | 107062* 49.87 G | 106922* 87.20 G |
| KX 80 | 98-00 | 107062* 49.87 G | 106923* 87.20 G |
| KX 85 | 01-15 | 107062* 49.87 G | 106923* 87.20 G |
| KX 100 | 95-97 | 107062* 49.87 G | 106922* 87.20 G |
| KX 100 | 98-15 | 107062* 49.87 G | 106923* 87.20 G |
| KLX 125 / L | 03-06 | 107098* 48.83 G | 106987* 83.12 G |
| KX 125 | 82 | 107074* 46.74 G | ----- |
| KX 125 | 83 | 107073 46.74 G | ----- |
| KX 125 | 84 | 107075* 46.74 G | 106971* 100.79 G |
| KX 125 | 85 | 107072* 49.40 G | 106974* 100.79 G |
| KX 125 | 86 | 107073 46.74 G | 106976* 81.60 G |
| KX 125 | 87 | 107073 46.74 G | 106955* 87.20 G |
| KX 125 | 88 | 107073 46.74 G | 106977* 81.60 G |
| KX 125 | 89-91 | 107073 46.74 G | 106938* 88.76 G |
| KX 125 | 92 | 107061* 49.87 G | 106938* 88.76 G |
| KX 125 | 93 | 107061* 49.87 G | 106937* 88.76 G |
| KX 125 | 94-95 | 107060* 49.87 G | 106935* 88.76 G |
| KX 125 | 96-97 | 107049* 68.56 G | 106935* 88.76 G |
| KX 125 | 98 | 107048* 68.56 G | 106936* 88.76 G |
| KX 125 | 99-03 | 107050* 68.56 G | 106925* 88.76 G |
| KX 125 | 04-08 | 107050* 68.56 G | 106984* 88.76 G |
| KLX 140 / L | 08-15 | 114009* 49.87 G | 107011* 91.43 G |

- accessories
- body
- handlebar & grips
- cables & levers
- exhaust
- engine
- fuel & intake
- electrical & ignition
- clutch
- drive
- bearings
- brakes
- steering & suspension
- tires
- tools & shop

STEERING & SUSPENSION

PROX DIRT BIKE SWINGARM & LINKAGE KITS CONTINUED

- accessories
- body
- handlebar & grips
- cables & levers
- exhaust
- engine
- fuel & intake
- electrical & ignition
- clutch
- drive
- bearings
- brakes
- steering & suspension
- tires
- tools & shop

| APPLICATION | YEAR | SWINGARM BEARING KIT | LINKAGE BEARING KIT |
|---------------------------|-------|----------------------|---------------------|
| KAWASAKI CONTINUED | | | |
| KDX 200 | 83-84 | 107074* 46.74 G | ----- |
| KDX 200 | 85 | 107072* 49.40 G | ----- |
| KDX 200 | 86-88 | 107086* 56.14 G | ----- |
| KDX 200 | 89-94 | 107073 46.74 G | 106938* 88.76 G |
| KDX 200 | 95-06 | 107059* 46.74 G | 106935* 88.76 G |
| KDX 220 R | 98-05 | 107059* 46.74 G | 106935* 88.76 G |
| KDX 250 | 83-84 | 107074* 46.74 G | ----- |
| KDX 250 | 91-94 | 107073 46.74 G | 106938* 88.76 G |
| KX 250 | 82 | 107074* 46.74 G | ----- |
| KX 250 | 83 | 107073 46.74 G | ----- |
| KX 250 | 84 | 107075* 46.74 G | 106971* 100.79 G |
| KX 250 | 85 | 107072* 49.40 G | 106975* 100.79 G |
| KX 250 | 86 | 107073 46.74 G | 106975* 100.79 G |
| KX 250 | 87 | 107073 46.74 G | 106955* 87.20 G |
| KX 250 | 88 | 107073 46.74 G | 106977* 81.60 G |
| KX 250 | 89-91 | 107073 46.74 G | 106938* 88.76 G |
| KX 250 | 92 | 107061* 49.87 G | 106938* 88.76 G |
| KX 250 | 93 | 107061* 49.87 G | 106937* 88.76 G |
| KX 250 | 94-95 | 107060* 49.87 G | 106935* 88.76 G |
| KX 250 | 97 | 107049* 68.56 G | 106935* 88.76 G |
| KX 250 | 98 | 107048* 68.56 G | 106936* 88.76 G |
| KX 250 | 99-03 | 107050* 68.56 G | 106925* 88.76 G |
| KX 250 | 04-08 | 107050* 68.56 G | 106984* 88.76 G |
| KX 250 F | 04-05 | 107094* 68.58 G | 106984* 88.76 G |
| KX 250 F | 06-13 | 107121* 76.21 G | 107000 98.64 G |
| KX 250 F | 14-15 | 107121* 76.21 G | 107000 98.64 G |
| KLX 250 | 94 | 107073 46.74 G | 107001* 98.64 G |
| KLX 250 | 95-96 | 107073 46.74 G | 106988* 88.76 G |
| KLR 250 | 85-05 | 107076* 49.25 G | ----- |
| KLX 250 S | 06-14 | 107073 46.74 G | 106988* 88.76 G |
| KLX 300 R | 97-07 | 107073 46.74 G | 106988* 88.76 G |
| KLX 400 | 03 | 107052 68.56 G | 106939* 73.19 G |
| KLX 450 R | 08-15 | 107121* 76.21 G | 107000 98.64 G |
| KX 450 F | 06-15 | 107121* 76.21 G | 107000 98.64 G |
| KX 500 | 83 | 107073 46.74 G | ----- |
| KX 500 | 84 | 107075* 46.74 G | 106971* 100.79 G |
| KX 500 | 85 | 107072* 49.40 G | 106975* 100.79 G |
| KX 500 | 86 | 107073 46.74 G | 106975* 100.79 G |
| KX 500 | 87 | 107073 46.74 G | 106955* 87.20 G |
| KX 500 | 88 | 107073 46.74 G | 106977* 81.60 G |
| KX 500 | 89-04 | 107073 46.74 G | 106938* 88.76 G |
| KL 600 | 84-86 | 107076* 49.25 G | ----- |
| KLR 650 | 87-15 | 107097* 48.83 G | ----- |
| KLX 650 / R | 93-96 | 107060* 49.87 G | ----- |
| KTM | | | |
| Adventure 50 | 97-07 | 107128* 17.25 G | ----- |
| SX 50 | 97-01 | 107128* 17.25 G | ----- |
| SX 50 | 02-03 | 107128* 17.25 G | ----- |
| SX 50 | 04-08 | 107128* 17.25 G | ----- |
| SX 50 | 09 | 107103* 48.83 G | ----- |
| SX 50 | 10-15 | 107103* 48.83 G | ----- |
| SX 60 | 97-99 | 107103* 48.83 G | ----- |
| SX 65 | 00-01 | 107103* 48.83 G | ----- |
| SX 65 | 02-08 | 107103* 48.83 G | ----- |
| SX 65 | 09-15 | 107103* 48.83 G | ----- |
| SX 85 | 03-15 | 107077* 73.76 G | ----- |
| SX 105 | 04-11 | 107077* 73.76 G | ----- |
| SX 125 | 93-97 | 107077* 73.76 G | 106993* 91.43 G |
| SX 125 | 98-01 | 107078* 74.81 G | ----- |
| SX 125 | 02-03 | 107078* 74.81 G | ----- |
| SX 125 | 04-11 | 107127* 55.42 G | ----- |

| APPLICATION | YEAR | SWINGARM BEARING KIT | LINKAGE BEARING KIT |
|----------------------|-------|----------------------|---------------------|
| KTM CONTINUED | | | |
| SX 125 | 12-15 | 107127* 55.42 G | 113717* 91.43 G |
| EXC 125 | 93-97 | 107077* 73.76 G | 106993* 91.43 G |
| EXC 125 | 98-01 | 107078* 74.81 G | ----- |
| EXC 125 | 02-03 | 107078* 74.81 G | ----- |
| EXC 125 | 04-15 | 107127* 55.42 G | ----- |
| SX 144 | 08 | 107127* 55.42 G | ----- |
| SX 150 | 09-11 | 107127* 55.42 G | ----- |
| SX 150 | 12-15 | 107127* 55.42 G | 113717* 91.43 G |
| SX 200 | 03 | 107078* 74.81 G | ----- |
| SX 200 | 04-05 | 107127* 55.42 G | ----- |
| EXC 200 | 98-01 | 107078* 74.81 G | ----- |
| EXC 200 | 02-03 | 107078* 74.81 G | ----- |
| EXC 200 | 04-15 | 107127* 55.42 G | ----- |
| SX 250 | 94-95 | 107077* 73.76 G | 106993* 91.43 G |
| SX 250 | 96-97 | 107078* 74.81 G | 106993* 91.43 G |
| SX 250 | 98-01 | 107078* 74.81 G | ----- |
| SX 250 | 02 | 107078* 74.81 G | ----- |
| SX 250 | 03-11 | 107127* 55.42 G | ----- |
| SX 250 | 12-15 | 107127* 55.42 G | 113717* 91.43 G |
| EXC 250 | 94 | 107077* 73.76 G | 106993* 91.43 G |
| EXC 250 | 95-97 | 107078* 74.81 G | 106993* 91.43 G |
| EXC 250 | 98-01 | 107078* 74.81 G | ----- |
| EXC 250 | 02-03 | 107078* 74.81 G | ----- |
| EXC 250 | 04-15 | 107127* 55.42 G | ----- |
| SX-F 250 | 05-10 | 107127* 55.42 G | ----- |
| SX-F 250 | 11-15 | 107127* 55.42 G | 113717* 91.43 G |
| EXC-F 250 | 07-15 | 107127* 55.42 G | ----- |
| EXC 300 | 96-97 | 107078* 74.81 G | 106993* 91.43 G |
| EXC 300 | 98-01 | 107078* 74.81 G | ----- |
| EXC 300 | 02-03 | 107078* 74.81 G | ----- |
| EXC 300 | 04-15 | 107127* 55.42 G | ----- |
| SX-F 350 | 11-15 | 107127* 55.42 G | 113717* 91.43 G |
| EXC-F 350 | 12-15 | 107127* 55.42 G | ----- |
| SX 360 | 96-97 | 107078* 74.81 G | 106993* 91.43 G |
| EXC 360 | 96-97 | 107078* 74.81 G | 106993* 91.43 G |
| SX 380 | 98-01 | 107078* 74.81 G | ----- |
| SX 380 | 02 | 107078* 74.81 G | ----- |
| EXC 380 | 98-01 | 107078* 74.81 G | ----- |
| EXC 380 | 02 | 107078* 74.81 G | ----- |
| LC4 400 | 98-01 | 107077* 73.76 G | ----- |
| SX 400 | 98-99 | 107077* 73.76 G | ----- |
| SX 400 | 00-01 | 107077* 73.76 G | ----- |
| SX 400 | 02 | 107077* 73.76 G | ----- |
| EXC 400 | 00-01 | 107077* 73.76 G | ----- |
| EXC 400 | 02 | 107077* 73.76 G | ----- |
| EXC 400 | 04-05 | 107100* 59.23 G | ----- |
| EXC-R 400 | 09-11 | 107100* 59.23 G | ----- |
| SX 450 Racing | 03 | 107077* 73.76 G | ----- |
| SX 450 Racing | 04-06 | 107100* 59.23 G | ----- |
| EXC 450 | 03 | 107077* 73.76 G | ----- |
| EXC 450 | 04-07 | 107100* 59.23 G | ----- |
| SX-F 450 | 07-10 | 107127* 55.42 G | ----- |
| SX-F 450 | 11-12 | 107127* 55.42 G | 113717* 91.43 G |
| SX-F 450 | 13-15 | 107100* 59.23 G | 113717* 91.43 G |
| EXC-R 450 | 08-11 | 107100* 59.23 G | ----- |
| EXC 450 | 12-15 | 107100* 59.23 G | ----- |
| SM-R 450 | 04-10 | 107100* 59.23 G | ----- |
| EXC 500 | 12-15 | 107100* 59.23 G | ----- |
| SX-F 505 | 08 | 107127* 55.42 G | ----- |
| XC-F 505 | 09 | 107127* 55.42 G | ----- |
| SX 520 | 00-01 | 107077* 73.76 G | ----- |
| SX 520 | 02 | 107077* 73.76 G | ----- |

PROX DIRT BIKE SWINGARM & LINKAGE KITS CONTINUED

| APPLICATION | YEAR | SWINGARM BEARING KIT | LINKAGE BEARING KIT |
|------------------------|-------|----------------------|---------------------|
| KTM CONTINUED | | | |
| EXC 520 | 00-01 | 107077* 73.76 G | ----- |
| EXC 520 | 02 | 107077* 73.76 G | ----- |
| SX 525 | 03 | 107077* 73.76 G | ----- |
| SX 525 | 04-06 | 107100* 59.23 G | ----- |
| EXC 525 | 03 | 107077* 73.76 G | ----- |
| EXC 525 | 04-07 | 107100* 59.23 G | ----- |
| SM-R 525 | 05 | 107100* 59.23 G | ----- |
| EXC-R 530 | 08-11 | 107100* 59.23 G | ----- |
| SM-R 560 | 06 | 107100* 59.23 G | ----- |
| SX 620 | 97-99 | 107077* 73.76 G | ----- |
| EXC 620 | 94-95 | 107077* 73.76 G | ----- |
| LC4 620 | 97-99 | 107077* 73.76 G | ----- |
| SXC 625 | 03-05 | 107077* 73.76 G | ----- |
| Adventure 640 | 98-07 | 107077* 73.76 G | ----- |
| LC 640 | 06-07 | 107077* 73.76 G | ----- |
| SC 640 | 99-01 | 107077* 73.76 G | ----- |
| HUSABERG | | | |
| 125 TE | 12-14 | 107127* 55.42 G | ----- |
| 125 TE | 11-14 | 107127* 55.42 G | ----- |
| 250 TE | 13-14 | 107127* 55.42 G | ----- |
| 250 TE | 11-14 | 107127* 55.42 G | ----- |
| 250 FE | 13-14 | 107127* 55.42 G | ----- |
| 300 TE | 11-14 | 107127* 55.42 G | ----- |
| 350 FE | 13-14 | 107127* 55.42 G | ----- |
| 390 FE | 10-14 | 107127* 55.42 G | ----- |
| 450 FE | 04 | 107129* 54.21 G | ----- |
| 450 FE | 05-08 | 107134* 60.27 G | ----- |
| 450 FE | 09-13 | 107100* 59.23 G | ----- |
| 501 FE | 13 | 107127* 55.42 G | ----- |
| 550 FE | 07-08 | 107134* 60.27 G | ----- |
| 570 FE | 09-12 | 107100* 59.23 G | ----- |
| 650 FE | 04 | 107129* 54.21 G | ----- |
| 650 FE | 05-08 | 107134* 60.27 G | ----- |
| SHERCO | | | |
| SX 2.5i | 10 | 107137* 50.87 G | ----- |
| Enduro 2.5i | 08-14 | 107137* 50.87 G | ----- |
| 250 SE F / SE F-R | 14-15 | 107137* 50.87 G | ----- |
| 250 SE / SE R (2-Str.) | 14-15 | 107137* 50.87 G | ----- |
| Enduro 3.0i | 10-14 | 107137* 50.87 G | ----- |
| 300 SE F / SE F-R | 14-15 | 107137* 50.87 G | ----- |
| 300 SE / SE R (2-Str.) | 14-15 | 107137* 50.87 G | ----- |
| Enduro 4.5i | 04-12 | 107137* 50.87 G | ----- |
| Supermotard 4.5i | 04-09 | 107137* 50.87 G | ----- |
| Enduro 5.1i | 07-12 | 107137* 50.87 G | ----- |
| Supermotard 5.1i | 07-08 | 107137* 50.87 G | ----- |
| SUZUKI | | | |
| RM 60 | 03 | 107062* 49.87 G | 106948* 88.88 G |
| RM 65 | 03-05 | 107062* 49.87 G | 106920* 87.20 G |
| RM 80 | 82-85 | 107090* 49.87 G | ----- |
| RM 80 | 86-89 | 107063* 59.23 G | ----- |
| RM 80 | 90 | 107064* 59.23 G | 106946* 73.19 G |
| RM 80 | 91-01 | 107058* 60.27 G | 106946* 73.19 G |
| RM 85 | 02 | 107058* 60.27 G | 106946* 73.19 G |
| RM 85 | 03 | 107079* 60.27 G | 106946* 73.19 G |
| RM 85 | 04 | 107079* 60.27 G | 106983* 73.19 G |
| RM 85 | 05-15 | 107079* 60.27 G | 106997* 95.77 G |
| RM 100 | 03 | 107062* 49.87 G | 106923* 87.20 G |
| DR 125 | 86-88 | 107092* 55.05 G | 106982* 106.27 G |
| DR 125 S | 94-02 | 107092* 55.05 G | 106982* 106.27 G |
| DR-Z 125 / L | 03-14 | 107098* 48.83 G | 106987* 83.12 G |

| APPLICATION | YEAR | SWINGARM BEARING KIT | LINKAGE BEARING KIT |
|-------------------------|-------|----------------------|---------------------|
| SUZUKI CONTINUED | | | |
| RM 125 | 79-80 | 107085* 68.58 G | ----- |
| RM 125 | 81-84 | 107020* 68.56 G | ----- |
| RM 125 | 85-86 | 107020* 68.56 G | ----- |
| RM 125 | 87-88 | 107020* 68.56 G | 106960* 88.76 G |
| RM 125 | 89 | 107018* 68.56 G | 106959* 88.76 G |
| RM 125 | 90 | 107018* 68.56 G | 106956* 88.76 G |
| RM 125 | 91 | 107018* 68.56 G | 106957* 88.76 G |
| RM 125 | 92 | 107051* 68.56 G | 106958* 88.76 G |
| RM 125 | 93-95 | 107051* 68.56 G | 106954* 88.76 G |
| RM 125 | 96-97 | 107052 68.56 G | 106951* 88.76 G |
| RM 125 | 98-99 | 107052 68.56 G | 106944* 88.76 G |
| RM 125 | 00 | 107052 68.56 G | 106939* 73.19 G |
| RM 125 | 01 | 107052 68.56 G | 106994* 101.62 G |
| RM 125 | 02-03 | 107052 68.56 G | 106995 101.62 G |
| RM 125 | 04-11 | 107052 68.56 G | 106990* 88.76 G |
| DR 200 | 86-88 | 107092* 55.05 G | 106982* 106.27 G |
| DR 200 SE | 96-08 | 107092* 55.05 G | 106982* 106.27 G |
| DR 250 | 90-93 | 107088* 62.31 G | 106950* 77.68 G |
| DR 250 S | 90-95 | 107088* 62.31 G | 106950* 77.68 G |
| DR-Z 250 | 01-07 | 107088* 62.31 G | 106949* 77.68 G |
| RM 250 | 79-80 | 107089* 68.58 G | ----- |
| RM 250 | 81-83 | 107020* 68.56 G | ----- |
| RM 250 | 84 | 107019* 68.56 G | ----- |
| RM 250 | 85-86 | 107019* 68.56 G | ----- |
| RM 250 | 87-88 | 107017* 68.56 G | 106960* 88.76 G |
| RM 250 | 89 | 107051* 68.56 G | 106959* 88.76 G |
| RM 250 | 90 | 107051* 68.56 G | 106956* 88.76 G |
| RM 250 | 91 | 107051* 68.56 G | 106957* 88.76 G |
| RM 250 | 92 | 107051* 68.56 G | 106958* 88.76 G |
| RM 250 | 93-95 | 107051* 68.56 G | 106954* 88.76 G |
| RM 250 | 96-97 | 107052 68.56 G | 106951* 88.76 G |
| RM 250 | 98-99 | 107052 68.56 G | 106944* 88.76 G |
| RM 250 | 00 | 107052 68.56 G | 106939* 73.19 G |
| RM 250 | 01 | 107052 68.56 G | 106994* 101.62 G |
| RM 250 | 02-03 | 107052 68.56 G | 106995 101.62 G |
| RM 250 | 04-12 | 107052 68.56 G | 106990* 88.76 G |
| RMX 250 | 89-90 | 107051* 68.56 G | 106959* 88.76 G |
| RMX 250 | 91-98 | 107051* 68.56 G | 106999* 98.64 G |
| RM-Z 250 | 04-06 | 107094* 68.58 G | 106984* 88.76 G |
| RM-Z 250 | 07-09 | 107052 68.56 G | 106990* 88.76 G |
| RM-Z 250 | 10-12 | 107052 68.56 G | 113716* 91.43 G |
| RM-Z 250 | 13-15 | 107052 68.56 G | ----- |
| DR 350 / SE | 90-99 | 107088* 62.31 G | 106950* 77.68 G |
| DR-Z 400 | 00-13 | 107052 68.56 G | 106939* 73.19 G |
| RM-Z 450 | 05-09 | 107052 68.56 G | 106990* 88.76 G |
| RM-Z 450 | 10-12 | 107052 68.56 G | 113716* 91.43 G |
| RM-Z 450 | 13-15 | 107052 68.56 G | ----- |
| RMX 450 Z | 10-15 | 107052 68.56 G | 113716* 91.43 G |
| RM 465 | 81-82 | 107020* 68.56 G | ----- |
| RM 500 | 83-84 | 107020* 68.56 G | ----- |
| DR 650 S | 90-95 | 107087* 62.31 G | 106972* 81.60 G |
| DR 650 SE | 96-14 | 107088* 62.31 G | 106973* 81.60 G |
| MOTO TM | | | |
| MX / EN 125 | 96-04 | 107135* 54.21 G | 107007* 87.20 G |
| MX / EN 125 | 05-06 | 107135* 54.21 G | 107008* 87.20 G |
| MX / EN 125 | 07 | 107135* 54.21 G | 107010* 106.27 G |
| MX / EN 125 | 08-11 | ----- | 107010* 106.27 G |
| MX / EN 144 | 08-11 | ----- | 107010* 106.27 G |
| MX / EN 250 | 96-04 | 107135* 54.21 G | 107007* 87.20 G |
| MX / EN 250 | 05-06 | 107135* 54.21 G | 107008* 87.20 G |
| MX / EN 250 | 07 | 107135* 54.21 G | 107010* 106.27 G |

- accessories
- body
- handlebar & grips
- cables & levers
- exhaust
- engine
- fuel & intake
- electrical & ignition
- clutch
- drive
- bearings
- brakes
- steering & suspension
- tires
- tools & shop

STEERING & SUSPENSION

PROX DIRT BIKE SWINGARM & LINKAGE KITS CONTINUED

- accessories
- body
- handlebar & grips
- cables & levers
- exhaust
- engine
- fuel & intake
- electrical & ignition
- clutch
- drive
- bearings
- brakes
- steering & suspension
- tires
- tools & shop

| APPLICATION | YEAR | SWINGARM BEARING KIT | LINKAGE BEARING KIT |
|--------------------------|-------|----------------------|---------------------|
| MOTO TM CONTINUED | | | |
| MX / EN 250 | 08-11 | ----- | 107010* 106.27 G |
| MX / EN 250 F | 02-04 | 107135* 54.21 G | 107007* 87.20 G |
| MX / EN 250 F | 05-06 | 107135* 54.21 G | 107008* 87.20 G |
| MX / EN 250 F | 07 | 107135* 54.21 G | 107010* 106.27 G |
| MX / EN 250 F | 08-11 | ----- | 107010* 106.27 G |
| MX / EN 300 | 97-04 | 107135* 54.21 G | 107007* 87.20 G |
| MX / EN 300 | 05-06 | 107135* 54.21 G | 107008* 87.20 G |
| MX / EN 300 | 07 | 107135* 54.21 G | 107010* 106.27 G |
| MX / EN 300 | 08-11 | ----- | 107010* 106.27 G |
| MX / EN 400 F | 02-03 | 107135* 54.21 G | 107007* 87.20 G |
| MX / EN 450 F | 04 | 107135* 54.21 G | 107007* 87.20 G |
| MX / EN 450 F | 05-06 | 107135* 54.21 G | 107008* 87.20 G |
| MX / EN 450 F | 07 | 107135* 54.21 G | 107010* 106.27 G |
| MX / EN 450 F | 08-11 | ----- | 107010* 106.27 G |
| SMX 450 F | 05-06 | 107135* 54.21 G | ----- |
| SMX 450 F | 07 | 107135* 54.21 G | 107010* 106.27 G |
| SMR 450 F | 08-09 | ----- | 107010* 106.27 G |
| MX / EN 530 F | 02-04 | 107135* 54.21 G | 107007* 87.20 G |
| MX / EN 530 F | 05-06 | 107135* 54.21 G | 107008* 87.20 G |
| MX / EN 530 F | 07 | 107135* 54.21 G | 107010* 106.27 G |
| MX / EN / SMR 530 F | 08-11 | ----- | 107010* 106.27 G |
| SMX 660 | 05-06 | 107135* 54.21 G | ----- |
| SMX 660 | 07 | 107135* 54.21 G | 107010* 106.27 G |
| SMX 660 F | 08-09 | ----- | 107010* 106.27 G |

| YAMAHA | | | |
|-----------------|-------|-----------------|-----------------|
| YZ 80 | 84-92 | 107055* 46.74 G | 106914* 88.76 G |
| YZ 80 | 93-98 | 107057* 46.74 G | 106947* 87.20 G |
| YZ 80 | 99-01 | 107056* 46.74 G | 106947* 87.20 G |
| YZ 85 | 02 | 107056* 46.74 G | 106947* 87.20 G |
| YZ 85 | 03-15 | 107056* 46.74 G | 106968* 81.60 G |
| YZ 125 | 83-85 | 107036* 65.45 G | 106978* 81.60 G |
| YZ 125 | 86 | 107037* 68.56 G | 106962* 88.76 G |
| YZ 125 | 87 | 107042* 68.56 G | 106961* 88.76 G |
| YZ 125 | 88 | ----- | 106961* 88.76 G |
| YZ 125 | 89-92 | ----- | 106963* 88.76 G |
| YZ 125 | 93 | 107070* 67.54 G | 106964* 88.76 G |
| YZ 125 | 94-97 | 107071* 67.54 G | 106964* 88.76 G |
| YZ 125 | 98 | 107069* 67.54 G | 106964* 88.76 G |
| YZ 125 | 99-00 | 107067* 68.58 G | 106964* 88.76 G |
| YZ 125 | 01 | 107067* 68.58 G | 106953* 88.76 G |
| YZ 125 | 02-04 | 107066* 68.58 G | 106952 88.76 G |
| YZ 125 | 05 | 107124* 68.58 G | 106992* 98.64 G |
| YZ 125 | 06-15 | 107123* 68.58 G | 107013* 91.43 G |
| TT-R 125 | 00-15 | 107082* 46.74 G | 106969* 68.48 G |
| TW 200 Trailway | 87-15 | 113477* 60.27 G | ----- |
| TT-R 225 | 86-04 | 107099* 60.27 G | ----- |
| XT 225 | 92-07 | 107099* 60.27 G | ----- |
| TT-R 230 | 05-15 | 107099* 60.27 G | ----- |
| TT-R 250 | 99-06 | 107081* 46.74 G | 106967* 84.32 G |
| YZ 250 | 80-82 | 107110* 54.21 G | ----- |
| YZ 250 | 83-85 | 107039* 68.56 G | 106978* 81.60 G |
| YZ 250 | 86 | 107038* 68.56 G | 106962* 88.76 G |
| YZ 250 | 87 | 107043* 68.56 G | 106962* 88.76 G |
| YZ 250 | 88 | 107068* 67.54 G | 106961* 88.76 G |
| YZ 250 | 89 | 107068* 67.54 G | 106961* 88.76 G |
| YZ 250 | 90-92 | 107068* 67.54 G | 106963* 88.76 G |
| YZ 250 | 93-97 | 107071* 67.54 G | 106964* 88.76 G |
| YZ 250 | 98 | 107069* 67.54 G | 106964* 88.76 G |
| YZ 250 | 99-00 | 107067* 68.58 G | 106964* 88.76 G |
| YZ 250 | 01 | 107067* 68.58 G | 106953* 88.76 G |
| YZ 250 | 02-04 | 107066* 68.58 G | 106952 88.76 G |

| APPLICATION | YEAR | SWINGARM BEARING KIT | LINKAGE BEARING KIT |
|-------------------------|-------|----------------------|---------------------|
| YAMAHA CONTINUED | | | |
| YZ 250 | 05 | 107066* 68.58 G | 106992* 98.64 G |
| YZ 250 | 06-13 | 107122 68.58 G | 107013* 91.43 G |
| YZ 250 | 14-15 | 107122 68.58 G | 107013* 91.43 G |
| WR 250 | 91-93 | 107068* 67.54 G | 106963* 88.76 G |
| WR 250 | 94-97 | 107071* 67.54 G | 106964* 88.76 G |
| YZ 250 F | 01 | 107067* 68.58 G | 106953* 88.76 G |
| YZ 250 F | 02-04 | 107066* 68.58 G | 106952 88.76 G |
| YZ 250 F | 05 | 107066* 68.58 G | 106991* 98.64 G |
| YZ 250 F | 06 | 107122 68.58 G | 107003* 89.20 G |
| YZ 250 F | 07 | 107122 68.58 G | 106992* 98.64 G |
| YZ 250 F | 08 | 107122 68.58 G | 107003* 89.20 G |
| YZ 250 F | 09 | 107122 68.58 G | 107014* 91.43 G |
| YZ 250 F | 10-13 | 107122 68.58 G | 113714* 91.43 G |
| YZ 250 F | 14-15 | 113732* 66.49 G | 107014* 91.43 G |
| YZ 250 FX | 15 | 113732* 66.49 G | 107014* 91.43 G |
| WR 250 F | 01 | 107067* 68.58 G | 106953* 88.76 G |
| WR 250 F | 02-04 | 107066* 68.58 G | 106952 88.76 G |
| WR 250 F | 05 | 107066* 68.58 G | 106991* 98.64 G |
| WR 250 F | 06 | 107122 68.58 G | 107002* 98.64 G |
| WR 250 F | 07-14 | 107122 68.58 G | 107003* 89.20 G |
| WR 250 F | 15 | 113732* 66.49 G | 107014* 91.43 G |
| WR 250 R/X | 08-15 | 113731* 73.76 G | 113715* 91.43 G |
| XT 250 | 08-15 | 114008* 45.74 G | ----- |
| TT 350 | 86-87 | 107107* 47.83 G | ----- |
| XT 350 | 85-00 | 107117* 54.21 G | ----- |
| YZ 400 F | 98 | 107069* 67.54 G | 106964* 88.76 G |
| YZ 400 F | 99 | 107067* 68.58 G | 106964* 88.76 G |
| WR 400 F | 98 | 107069* 67.54 G | 106964* 88.76 G |
| WR 400 F | 99-00 | 107067* 68.58 G | 106964* 88.76 G |
| YZ 426 F | 00 | 107067* 68.58 G | 106964* 88.76 G |
| YZ 426 F | 01 | 107067* 68.58 G | 106953* 88.76 G |
| YZ 426 F | 02 | 107066* 68.58 G | 106952 88.76 G |
| WR 426 F | 01 | 107067* 68.58 G | 106953* 88.76 G |
| WR 426 F | 02 | 107066* 68.58 G | 106952 88.76 G |
| YZ 450 F | 03-04 | 107066* 68.58 G | 106952 88.76 G |
| YZ 450 F | 05 | 107066* 68.58 G | 106991* 98.64 G |
| YZ 450 F | 06-08 | 107122 68.58 G | 107003* 89.20 G |
| YZ 450 F | 09 | 107122 68.58 G | 107014* 91.43 G |
| YZ 450 F | 10-15 | 113732* 66.49 G | 107014* 91.43 G |
| WR 450 F | 03-04 | 107066* 68.58 G | 106952 88.76 G |
| WR 450 F | 05 | 107066* 68.58 G | 106991* 98.64 G |
| WR 450 F | 06 | 107122 68.58 G | 107002* 98.64 G |
| WR 450 F | 07-15 | 107122 68.58 G | 107003* 89.20 G |
| YZ 465 | 80-81 | 107110* 54.21 G | ----- |
| YZ 490 | 82 | 107110* 54.21 G | ----- |
| YZ 490 | 83 | 107039* 68.56 G | 106978* 81.60 G |
| YZ 490 | 84-85 | 107039* 68.56 G | 106978* 81.60 G |
| YZ 490 | 86-87 | 107038* 68.56 G | 106962* 88.76 G |
| YZ 490 | 88-90 | 107068* 67.54 G | 106962* 88.76 G |
| WR 500 | 92-93 | 107068* 67.54 G | 106963* 88.76 G |
| TT 600 | 83-86 | 107120* 54.21 G | ----- |
| XT 600 | 84-89 | 107118* 54.21 G | ----- |
| XT 600 | 90-95 | 107119* 54.21 G | ----- |

*SPECIAL ORDER ONLY



**NEW
PRODUCT**

BEARING CONNECTION LINKAGE REBUILD KITS

- Repairs worn out suspension components
- Uses full complement bearings to handle high radial loads
- Caged needle bearings with one piece steel cage design, seals, bushings and collars
- Uses high quality steel SCM 415/420 pins
- Includes lower shock bearing
- Includes high quality bearings, seals and pins to rebuild suspension linkage



| MODEL | YEAR | PART # | |
|-----------------|----------|--------|---------|
| HONDA | | | |
| CR 125R | 93 | 832080 | 76.95 L |
| CR 125R | 96 | 832086 | 76.95 L |
| CR 125R | 97 | 832089 | 76.95 L |
| CR 125R | 89-90 | 832077 | 76.95 L |
| CR 125R | 94-95 | 832083 | 76.95 L |
| CR 125R | 98-99 | 832092 | 76.95 L |
| CR 125R | 00-01 | 832093 | 76.95 L |
| CR 125R | 02-04 | 832095 | 76.95 L |
| CR 125R | 05-07 | 832097 | 76.95 L |
| CR 250R | 05-07 | 832103 | 76.95 L |
| CR 500R | 95 | 832105 | 76.95 L |
| CR 500R | 93-94 | 832104 | 76.95 L |
| CR 500R | 96-01 | 832106 | 76.95 L |
| CR 80R | 96-02 | 832108 | 53.95 L |
| CRF 250R | 10-15,15 | 832116 | 76.95 L |
| CRF 250X | 04-05 | 832118 | 76.95 L |
| CRF 250X | 07-13 | 832120 | 76.95 L |
| XR 400R | 98-04 | 832123 | 76.95 L |
| XR 650R | 00-07 | 832124 | 76.95 L |
| KAWASAKI | | | |
| KDX 200 | 95-06 | 832141 | 76.95 L |
| KLX 400 | 03 | 832144 | 65.95 L |
| KLX 450R | 08-09 | 832149 | 76.95 L |
| KX 100 | 98-15,15 | 832155 | 76.95 L |
| KX 125 | 99-03 | 832160 | 76.95 L |
| KX 125 | 04-05 | 832162 | 76.95 L |

| MODEL | YEAR | PART # | |
|---------------|-------|--------|---------|
| KTM | | | |
| 125 SX | 12-14 | 832174 | 76.95 L |
| SUZUKI | | | |
| RM 125 | 01 | 832184 | 76.95 L |
| RM 125 | 04 | 832188 | 76.95 L |
| RM 125 | 96-97 | 832180 | 76.95 L |
| RM 125 | 02-03 | 832187 | 76.95 L |
| RM 125 | 05-07 | 832191 | 76.95 L |
| RM 80 | 90-01 | 832193 | 67.95 L |
| RM 85 | 05-12 | 832196 | 76.95 L |
| RMZ 250 | 10-12 | 832197 | 76.95 L |
| YAMAHA | | | |
| WR 250 | 94-97 | 832206 | 76.95 L |
| WR 250F | 01 | 832207 | 76.95 L |
| WR 250F | 05 | 832217 | 76.95 L |
| WR 250F | 06 | 832218 | 76.95 L |
| WR 250F | 15 | 832221 | 76.95 L |
| WR 250F | 02-04 | 832214 | 76.95 L |
| WR 250F | 07-13 | 832220 | 76.95 L |
| YZ 125 | 93 | 832227 | 76.95 L |
| YZ 250F | 07 | 832230 | 76.95 L |
| YZ 250F | 08 | 832231 | 76.95 L |
| YZ 250F | 10-13 | 832233 | 76.95 L |
| YZ 80 | 93-01 | 832234 | 76.95 L |
| YZ 85 | 03-15 | 832236 | 76.95 L |

- accessories
- body
- handlebar & grips
- cables & levers
- exhaust
- engine
- fuel & intake
- electrical & ignition
- clutch
- drive
- bearings
- brakes
- steering & suspension**
- tires
- tools & shop

STEERING & SUSPENSION

- accessories
- body
- handlebar & grips
- cables & levers
- exhaust
- engine
- fuel & intake
- electrical & ignition
- clutch
- drive
- bearings
- brakes
- steering & suspension
- tires
- tools & shop

SHOCK ABSORBER KITS LOWER

- Rebuilds worn out shock mount bearings
- Self-lubricating spherical liner (PTFE) or full complement bearings
- OEM style cup seals



NEW PRODUCT

| MODEL | YEAR | PART # | |
|------------------|-------|--------|---------|
| HONDA | | | |
| CR 125R | 96 | 832087 | 18.95 L |
| CR 125R | 97-04 | 832090 | 16.95 L |
| CR 125R | 05-07 | 832098 | 16.95 L |
| CR 250R | 89-90 | 832099 | 18.95 L |
| CR 80R | 96-02 | 832110 | 13.95 L |
| HUSQVARNA | | | |
| FC 250 | 15 | 832133 | 38.95 L |
| KAWASAKI | | | |
| KLX 400 | 03 | 832145 | 13.95 L |
| KLX 450R | 08-09 | 832151 | 13.95 L |
| KTM | | | |
| 125 EXC | 99-05 | 832170 | 38.95 L |
| SUZUKI | | | |
| RMX 450Z | 10 | 832201 | 18.95 L |
| YAMAHA | | | |
| WR 250F | 15 | 832222 | 16.95 L |
| WR 250F | 01-13 | 832210 | 16.95 L |
| WR 400F | 98-00 | 832225 | 18.95 L |
| YZ 85 | 03-15 | 832237 | 16.95 L |

SHOCK ABSORBER KITS UPPER

- High-quality bearings and seals for restoring upper and lower shock mount
- Upper and lower bearing and seal kits sold separately



NEW PRODUCT

| MODEL | YEAR | PART # | |
|------------------|----------|--------|---------|
| HONDA | | | |
| CR 125R | 96,05-07 | 832088 | 18.95 L |
| CR 125R | 97-04 | 832091 | 18.95 L |
| CR 250R | 89-90 | 832100 | 18.95 L |
| CR 80R | 96-02 | 832111 | 18.95 L |
| HUSQVARNA | | | |
| FC 250 | 15 | 832134 | 22.45 L |
| KAWASAKI | | | |
| KLX 400 | 03 | 832146 | 18.95 L |
| KLX 450R | 08-09 | 832152 | 18.95 L |
| KTM | | | |
| 125 EXC | 99-01 | 832169 | 18.95 L |
| 125 EXC | 02-05 | 832172 | 22.45 L |
| YAMAHA | | | |
| WR 250F | 15 | 832223 | 18.95 L |
| WR 250F | 01-13 | 832211 | 18.95 L |
| WR 400F | 98-00 | 832226 | 18.95 L |



STEERING STEM BEARING KITS



NEW PRODUCT

- Exact OEM replacement kits; highest quality materials used in seals, bearings and races
- The most affordable tapered roller bearing kit on the market
- Includes high quality tapered roller bearings to restore smooth steering and handling
- Sold as a set with top and bottom bearings and seals

| MODEL | YEAR | PART # | |
|------------------|--------------|--------|---------|
| HONDA | | | |
| CR 125R | 85-89 | 832075 | 30.45 L |
| CR 125R | 90-92 | 832078 | 36.95 L |
| CR 125R | 93-94, 98-07 | 832081 | 36.95 L |
| CR 125R | 95-97 | 832084 | 36.95 L |
| CRF 250R | 10-15 | 832115 | 30.45 L |
| HUSQVARNA | | | |
| FC 250 | 15 | 832135 | 26.95 L |
| KAWASAKI | | | |
| KDX 200 | 95-06 | 832142 | 30.45 L |
| KLX 125 | 03-06 | 832143 | 30.45 L |

| MODEL | YEAR | PART # | |
|---------------------------|-------|--------|---------|
| KAWASAKI CONTINUED | | | |
| KLX 400 | 03 | 832147 | 39.95 L |
| KLX 450R | 08-09 | 832153 | 30.45 L |
| KX 125 | 85-91 | 832157 | 30.45 L |
| SUZUKI | | | |
| RM 125 | 90 | 832176 | 30.45 L |
| RM 125 | 91 | 832177 | 33.95 L |
| RM 125 | 92 | 832178 | 33.95 L |
| RM 125 | 05 | 832190 | 41.95 L |
| RM 125 | 06-07 | 832192 | 41.95 L |
| RMX 450Z | 10 | 832202 | 37.95 L |
| YAMAHA | | | |
| WR 250F | 01-15 | 832213 | 33.95 L |
| YZ 125 | 93-95 | 832228 | 30.45 L |
| TTR 250 | 99-06 | 832238 | 30.45 L |



SWING ARM KITS

- High-quality Japanese steel SCM 415/420 pins.
- The most affordable and complete swingarm bearing repair kit available.
- Includes high quality components to completely rebuild swingarm pivot.
- Kit includes all bearings, pins, seals, and thrust washers.



NEW PRODUCT

| MODEL | YEAR | PART # | | |
|------------------|----------|--------|-------|---|
| HONDA | | | | |
| CR 125R | 89,91-92 | 832076 | 62.95 | L |
| CR 125R | 93-01 | 832082 | 62.95 | L |
| CR 125R | 02-07 | 832096 | 62.95 | L |
| CR 250R | 92-01 | 832101 | 62.95 | L |
| CR 250R | 02-07 | 832102 | 62.95 | L |
| CR 80R | 00-02 | 832112 | 46.95 | L |
| CRF 250R | 04-09 | 832113 | 62.95 | L |
| CRF 250R | 10-13 | 832114 | 62.95 | L |
| CRF 250R | 14-15,15 | 832117 | 62.95 | L |
| CRF 450R | 05-08 | 832121 | 62.95 | L |
| XR 650R | 00-07 | 832126 | 62.95 | L |
| HUSQVARNA | | | | |
| FC 250 | 15 | 832136 | 48.95 | L |
| FC 350 | 15 | 832137 | 48.95 | L |
| KAWASAKI | | | | |
| KDX 200 | 86-94 | 832138 | 42.95 | L |
| KLX 450R | 08-09 | 832154 | 62.95 | L |
| KX 125 | 99-05 | 832161 | 62.95 | L |
| KX 250F | 04-05 | 832163 | 62.95 | L |
| KDX 80 | 85-88 | 832165 | 45.95 | L |
| KTM | | | | |
| 125 EXC | 98-03 | 832168 | 68.95 | L |

| MODEL | YEAR | PART # | | |
|---------------|-------|--------|-------|---|
| SUZUKI | | | | |
| RM 125 | 96-00 | 832182 | 62.95 | L |
| RM 125 | 01-03 | 832185 | 62.95 | L |
| RM 125 | 04-07 | 832189 | 62.95 | L |
| RM 85 | 03-12 | 832195 | 55.95 | L |
| RMZ 250 | 10-15 | 832198 | 62.95 | L |
| YAMAHA | | | | |
| WR 250F | 01 | 832208 | 62.95 | L |
| WR 250F | 15 | 832224 | 62.95 | L |
| WR 250F | 02-05 | 832215 | 62.95 | L |
| WR 250F | 06-13 | 832219 | 62.95 | L |
| YZ 125 | 05-15 | 832229 | 62.95 | L |
| YZ 80 | 99-01 | 832235 | 43.95 | L |

- accessories
- body
- handlebar & grips
- cables & levers
- exhaust
- engine
- fuel & intake
- electrical & ignition
- clutch
- drive
- bearings
- brakes
- steering & suspension**
- tires
- tools & shop

STEERING & SUSPENSION

PIVOT WORKS DIRT BIKE SWING ARM BEARING KITS



- Includes necessary needle bearings, seals, thrust washers, thrust bearings, and pins Needle bearings meet or exceed OEM quality
- OEM quality double lipped rubber seals provide superior protection against contamination and wear
- Thrust bearings and thrust washers provide smoother rotating action over other aftermarket plastic bearings
- Lifetime replacement

- accessories
- body
- handlebar & grips
- cables & levers
- exhaust
- engine
- fuel & intake
- electrical & ignition
- clutch
- drive
- bearings
- brakes
- steering & suspension
- tires
- tools & shop

| MODEL | YEAR | PART # | | |
|----------------|----------|--------|-------|---|
| GAS GAS | | | | |
| EC 125 | 02-11 | 840084 | 69.95 | G |
| EC 200 | 02-11 | 840084 | 69.95 | G |
| EC 250 | 02-11 | 840084 | 69.95 | G |
| EC 300 | 02-11 | 840084 | 69.95 | G |
| MC 125 | 02-09 | 840084 | 69.95 | G |
| MC 200 | 02-07 | 840084 | 69.95 | G |
| MC 250 | 02-09 | 840084 | 69.95 | G |
| MC 300 | 02-07 | 840084 | 69.95 | G |
| MX 125 | 02-07 | 840084 | 69.95 | G |
| MX 200 | 02-07 | 840084 | 69.95 | G |
| MX 250 | 02-07 | 840084 | 69.95 | G |
| MX 300 | 02-07 | 840084 | 69.95 | G |
| SM 125 | 02-08 | 840084 | 69.95 | G |
| SM 200 | 02-07 | 840084 | 69.95 | G |
| SM 250 | 02-07 | 840084 | 69.95 | G |
| SM 300 | 02-07 | 840084 | 69.95 | G |
| TXT 125 | 03 | 840085 | 89.95 | G |
| TXT 125 | 04-05 | 840088 | 89.95 | G |
| TXT 200 | 03 | 840085 | 89.95 | G |
| TXT 200 | 05 | 840088 | 89.95 | G |
| TXT 250 | 03 | 840085 | 89.95 | G |
| TXT 250 | 04-05 | 840088 | 89.95 | G |
| TXT 280 | 04-05 | 840088 | 89.95 | G |
| TXT 300 | 03 | 840085 | 89.95 | G |
| TXT 300 | 04-05 | 840088 | 89.95 | G |
| HONDA | | | | |
| CR 125R | 85 | 840090 | 69.95 | G |
| CR 125R | 86 | 840091 | 69.95 | G |
| CR 125R | 90 | 840096 | 69.95 | G |
| CR 125R | 82-84 | 840089 | 69.95 | G |
| CR 125R | 87-88 | 840118 | 69.95 | G |
| CR 125R | 89,91-92 | 840117 | 69.95 | G |
| CR 125R | 93-01 | 840100 | 69.95 | G |
| CR 125R | 02-07 | 840113 | 69.95 | G |
| CR 250R | 85 | 840090 | 69.95 | G |
| CR 250R | 86 | 840091 | 69.95 | G |
| CR 250R | 87 | 840118 | 69.95 | G |
| CR 250R | 82-84 | 840089 | 69.95 | G |
| CR 250R | 88-91 | 840117 | 69.95 | G |
| CR 250R | 92-01 | 840121 | 69.95 | G |
| CR 250R | 02-07 | 840129 | 69.95 | G |
| CR 500R | 84 | 840089 | 69.95 | G |
| CR 500R | 85 | 840090 | 69.95 | G |
| CR 500R | 86 | 840091 | 69.95 | G |
| CR 500R | 87-88 | 840118 | 69.95 | G |
| CR 500R | 89-01 | 840117 | 69.95 | G |
| CR 80R | 86-95 | 840137 | 54.95 | G |
| CR 80R | 96-97 | 840139 | 69.95 | G |

| MODEL | YEAR | PART # | | |
|------------------------|-------|--------|-------|---|
| HONDA CONTINUED | | | | |
| CR 80R | 98-99 | 840144 | 59.95 | G |
| CR 80R | 00-02 | 840146 | 54.95 | G |
| CR 85R | 03-07 | 840146 | 54.95 | G |
| CRF 100F | 04-13 | 840149 | 49.95 | G |
| CRF 150F | 03-16 | 840152 | 49.95 | G |
| CRF 150R | 07-16 | 840146 | 54.95 | G |
| CRF 150RB | 07-16 | 840146 | 54.95 | G |
| CRF 230F | 03-16 | 840152 | 49.95 | G |
| CRF 250R | 04-09 | 840163 | 69.95 | G |
| CRF 250R | 10-13 | 840167 | 69.95 | G |
| CRF 250R | 14-16 | 841396 | 69.95 | G |
| CRF 250X | 04-15 | 840163 | 69.95 | G |
| CRF 450R | 02-04 | 840129 | 69.95 | G |
| CRF 450R | 05-08 | 840172 | 69.95 | G |
| CRF 450R | 09-12 | 840167 | 69.95 | G |
| CRF 450R | 13-16 | 841396 | 69.95 | G |
| CRF 450X | 05-15 | 840172 | 69.95 | G |
| CRF 50F | 04-16 | 840178 | 69.95 | G |
| CRF 70F | 04-11 | 840178 | 69.95 | G |
| CRF 80F | 04-13 | 840149 | 49.95 | G |
| XR 100R | 85-03 | 840149 | 49.95 | G |
| XR 250R | 87-95 | 840181 | 69.95 | G |
| XR 400R | 96-04 | 840186 | 69.95 | G |
| XR 50R | 00-03 | 840178 | 69.95 | G |
| XR 600R | 88-00 | 840191 | 69.95 | G |
| XR 650L | 93-15 | 840194 | 69.95 | G |
| XR 650R | 00-07 | 840197 | 69.95 | G |
| XR 70R | 97-03 | 840178 | 69.95 | G |
| XR 80R | 85-03 | 840149 | 49.95 | G |
| CRF 230L | 08-09 | 840160 | 49.95 | G |
| CRF 250L | 13-15 | 841397 | 69.95 | G |
| XR 200R | 87-98 | 840181 | 69.95 | G |
| XR 250L | 91-96 | 840181 | 69.95 | G |
| HUSABERG | | | | |
| FE 250 | 13 | 840279 | 79.95 | G |
| FE 350 | 13 | 840279 | 79.95 | G |
| FE 450E | 09-10 | 840289 | 79.95 | G |
| FE 501 | 13 | 840289 | 79.95 | G |
| FE 570E | 09-10 | 840289 | 79.95 | G |
| FX 450C | 10 | 840289 | 79.95 | G |
| TE 250 | 12-13 | 840279 | 79.95 | G |
| TE 300 | 12-13 | 840279 | 79.95 | G |
| HUSQVARNA | | | | |
| CR 125 | 04-08 | 840200 | 69.95 | G |
| FC 250 | 14-15 | 840279 | 79.95 | G |
| FC 350 | 14 | 840279 | 79.95 | G |
| FC 350 | 15 | 840289 | 79.95 | G |

PIVOT WORKS DIRT BIKE SWING ARM BEARING KITS CONTINUED

| MODEL | YEAR | PART # | | |
|----------------------------|-------|--------|-------|---|
| HUSQVARNA CONTINUED | | | | |
| FC 450 | 14-15 | 840289 | 79.95 | G |
| FE 250 | 14-15 | 840279 | 79.95 | G |
| FE 350 | 14-15 | 840279 | 79.95 | G |
| FE 350S | 15 | 840279 | 79.95 | G |
| FE 501 | 14-15 | 840289 | 79.95 | G |
| FE 501S | 15 | 840289 | 79.95 | G |
| SMR 450 | 04-07 | 840200 | 69.95 | G |
| SMR 510 | 04-07 | 840200 | 69.95 | G |
| SMR 610 | 04-05 | 840200 | 69.95 | G |
| SMR 610 | 06-08 | 840206 | 89.95 | G |
| TC 125 | 14-15 | 840279 | 79.95 | G |
| TC 250 | 04-07 | 840200 | 69.95 | G |
| TC 250 | 08-09 | 840207 | 69.95 | G |
| TC 250 | 14-15 | 840279 | 79.95 | G |
| TC 450 | 04-07 | 840200 | 69.95 | G |
| TC 450 | 08-09 | 840207 | 69.95 | G |
| TC 510 | 04-07 | 840200 | 69.95 | G |
| TC 510 | 08-09 | 840207 | 69.95 | G |
| TC 85 | 14-15 | 841402 | 79.95 | G |
| TE 125 | 15 | 840279 | 79.95 | G |
| TE 250 | 04-07 | 840200 | 69.95 | G |
| TE 250 | 08-09 | 840207 | 69.95 | G |
| TE 250 | 14-15 | 840279 | 79.95 | G |
| TE 300 | 14-15 | 840279 | 79.95 | G |
| TE 310 | 09-10 | 840207 | 69.95 | G |
| TE 450 | 04-07 | 840200 | 69.95 | G |
| TE 450 | 08-10 | 840207 | 69.95 | G |
| TE 510 | 04-07 | 840200 | 69.95 | G |
| TE 510 | 08-10 | 840207 | 69.95 | G |
| TE 610 | 06-08 | 840206 | 89.95 | G |
| TXC 250 | 08-09 | 840207 | 69.95 | G |
| TXC 450 | 08-10 | 840207 | 69.95 | G |
| TXC 510 | 08-10 | 840207 | 69.95 | G |
| WR 125 | 04-09 | 840200 | 69.95 | G |
| WR 250 | 04-09 | 840200 | 69.95 | G |
| KAWASAKI | | | | |
| KDX 200 | 86-94 | 840210 | 49.95 | G |
| KDX 200 | 95-06 | 840216 | 49.95 | G |
| KDX 220 | 97-05 | 840216 | 49.95 | G |
| KDX 250 | 91-94 | 840210 | 49.95 | G |
| KLX 110 | 03-15 | 840217 | 69.95 | G |
| KLX 125 | 03-06 | 840219 | 69.95 | G |
| KLX 125L | 03-06 | 840219 | 69.95 | G |
| KLX 250 | 94-96 | 840210 | 49.95 | G |
| KLX 300R | 97-07 | 840210 | 49.95 | G |
| KLX 400 | 03 | 840224 | 69.95 | G |
| KLX 450R | 08-09 | 840228 | 69.95 | G |
| KX 100 | 95-15 | 840235 | 54.95 | G |
| KX 125 | 85 | 840237 | 49.95 | G |
| KX 125 | 98 | 840244 | 69.95 | G |
| KX 125 | 86-91 | 840210 | 49.95 | G |
| KX 125 | 92-93 | 840240 | 49.95 | G |
| KX 125 | 94-95 | 840229 | 49.95 | G |
| KX 125 | 96-97 | 840242 | 69.95 | G |

| MODEL | YEARS | PART # | | |
|---------------------------|-----------------|--------|-------|---|
| KAWASAKI CONTINUED | | | | |
| KX 125 | 99-05 | 840246 | 69.95 | G |
| KX 250 | 85 | 840237 | 49.95 | G |
| KX 250 | 98 | 840244 | 69.95 | G |
| KX 250 | 86-91 | 840210 | 49.95 | G |
| KX 250 | 92-93 | 840240 | 49.95 | G |
| KX 250 | 94-95 | 840229 | 49.95 | G |
| KX 250 | 96-97 | 840242 | 69.95 | G |
| KX 250 | 99-07 | 840246 | 69.95 | G |
| KX 250F | 04-05 | 840256 | 69.95 | G |
| KX 250F | 06-16 | 840228 | 69.95 | G |
| KX 450F | 06-15 | 840228 | 69.95 | G |
| KX 500 | 85 | 840237 | 49.95 | G |
| KX 500 | 86-04 | 840210 | 49.95 | G |
| KX 60 | 85-88,
90-03 | 840235 | 54.95 | G |
| KX 65 | 00-15 | 840235 | 54.95 | G |
| KX 80 | 83-00 | 840235 | 54.95 | G |
| KX 85 | 01-15 | 840235 | 54.95 | G |
| KDX 80 | 85-88 | 840235 | 54.95 | G |
| KLR 650 | 87-15 | 841398 | 49.95 | G |
| KLX 250S | 06-14 | 840210 | 49.95 | G |
| KLX 650R | 93-96 | 840229 | 49.95 | G |
| KTM | | | | |
| 690 | 08 | 841403 | 69.95 | G |
| 125 EXC | 98-03 | 840271 | 79.95 | G |
| 125 EXC | 04-05 | 840279 | 79.95 | G |
| 125 MXC | 98-03 | 840271 | 79.95 | G |
| 125 SX | 98-03 | 840271 | 79.95 | G |
| 125 SX | 04-15 | 840279 | 79.95 | G |
| 200 EXC | 98-03 | 840271 | 79.95 | G |
| 200 EXC | 04-05 | 840279 | 79.95 | G |
| 200 MXC | 98-03 | 840271 | 79.95 | G |
| 200 MXC | 04-05 | 840279 | 79.95 | G |
| 200 SX | 98-03 | 840271 | 79.95 | G |
| 200 SX | 04-06 | 840279 | 79.95 | G |
| 200 XC | 06-09 | 840279 | 79.95 | G |
| 200 XC-W | 07-15 | 840279 | 79.95 | G |
| 250 EXC | 98-03 | 840271 | 79.95 | G |
| 250 EXC | 04-05 | 840279 | 79.95 | G |
| 250 MXC | 98-03 | 840271 | 79.95 | G |
| 250 SX | 98-02 | 840271 | 79.95 | G |
| 250 SX | 03-09,
12-15 | 840279 | 79.95 | G |
| 250 SX-F | 05-15 | 840279 | 79.95 | G |
| 250 XC | 06-14 | 840279 | 79.95 | G |
| 250 XC-F | 07-09,
12-15 | 840279 | 79.95 | G |
| 250 XCF-W | 07-15 | 840279 | 79.95 | G |
| 250 XC-W | 06-15 | 840279 | 79.95 | G |
| 300 EXC | 98-03 | 840271 | 79.95 | G |
| 300 EXC | 04-08 | 840279 | 79.95 | G |
| 300 MXC | 98-03 | 840271 | 79.95 | G |
| 300 MXC | 04-05 | 840279 | 79.95 | G |
| 300 SX | 98-02 | 840271 | 79.95 | G |
| 300 XC | 06-14 | 840279 | 79.95 | G |

- accessories
- body
- handlebar & grips
- cables & levers
- exhaust
- engine
- fuel & intake
- electrical & ignition
- clutch
- drive
- bearings
- brakes
- steering & suspension
- tires
- tools & shop

STEERING & SUSPENSION

PIVOT WORKS DIRT BIKE SWING ARM BEARING KITS CONTINUED

- accessories
- body
- handlebar & grips
- cables & levers
- exhaust
- engine
- fuel & intake
- electrical & ignition
- clutch
- drive
- bearings
- brakes
- steering & suspension
- tires
- tools & shop

| MODEL | YEAR | PART # | | |
|----------------------|--------------|--------|-------|---|
| KTM CONTINUED | | | | |
| 300 XC-W | 06-15 | 840279 | 79.95 | G |
| 380 EXC | 98-02 | 840271 | 79.95 | G |
| 380 MXC | 98-02 | 840271 | 79.95 | G |
| 380 SX | 98-02 | 840271 | 79.95 | G |
| 400 EXC | 06 | 840289 | 79.95 | G |
| 400 EXC | 00-02 | 840292 | 79.95 | G |
| 400 MXC | 01-02 | 840292 | 79.95 | G |
| 400 SX | 00-02 | 840292 | 79.95 | G |
| 400 XC-W | 07 | 840289 | 79.95 | G |
| 450 EXC | 03 | 840292 | 79.95 | G |
| 450 EXC | 04-13 | 840289 | 79.95 | G |
| 450 EXC-R | 03 | 840292 | 79.95 | G |
| 450 EXC-R | 04-09 | 840289 | 79.95 | G |
| 450 MXC | 03 | 840292 | 79.95 | G |
| 450 MXC | 04-05 | 840289 | 79.95 | G |
| 450 SX-F | 03 | 840292 | 79.95 | G |
| 450 SX-F | 04-06, 13-15 | 840289 | 79.95 | G |
| 450 SX-F | 07-12 | 840279 | 79.95 | G |
| 450 XC-F | 06-07, 14-15 | 840289 | 79.95 | G |
| 450 XC-F | 08-09,13 | 840279 | 79.95 | G |
| 450 XC-W | 07-15 | 840289 | 79.95 | G |
| 505 SX-F | 08-09 | 840279 | 79.95 | G |
| 505 XC-F | 08-09 | 840279 | 79.95 | G |
| 520 EXC | 00-02 | 840292 | 79.95 | G |
| 520 MXC | 00-02 | 840292 | 79.95 | G |
| 520 SX | 00-02 | 840292 | 79.95 | G |
| 525 EXC | 03 | 840292 | 79.95 | G |
| 525 EXC | 04-07 | 840289 | 79.95 | G |
| 525 MXC | 03 | 840292 | 79.95 | G |
| 525 MXC | 04-05 | 840289 | 79.95 | G |
| 525 SX | 03 | 840292 | 79.95 | G |
| 525 SX | 04-06 | 840289 | 79.95 | G |
| 525 XC | 06-07 | 840289 | 79.95 | G |
| 530 EXC-R | 08-10 | 840289 | 79.95 | G |
| 530 XC-W | 08-11 | 840289 | 79.95 | G |
| 105 SX | 07-11 | 841402 | 79.95 | G |
| 144 SX | 08 | 840279 | 79.95 | G |
| 150 SX | 09-15 | 840279 | 79.95 | G |
| 150 XC | 10-14 | 840279 | 79.95 | G |
| 350 EXC-F | 12-15 | 840279 | 79.95 | G |
| 350 SX-F | 11-15 | 840279 | 79.95 | G |
| 350 XC-F | 12-15 | 840279 | 79.95 | G |
| 350 XCF-W | 12-15 | 840279 | 79.95 | G |
| 450 SMR | 08-09 | 840279 | 79.95 | G |
| 50 SX | 06-08 | 841400 | 35.95 | G |
| 50 SX | 09-15 | 841401 | 49.95 | G |
| 500 EXC | 12-15 | 840289 | 79.95 | G |
| 500 XC-W | 12-15 | 840289 | 79.95 | G |
| 530 EXC | 09-11 | 840289 | 79.95 | G |
| 625 SMC | 04-06 | 841402 | 79.95 | G |
| 625 SX | 03-06 | 841402 | 79.95 | G |
| 640 ADVENTURE | 05 | 841402 | 79.95 | G |
| 640 DUKE | 03-04 | 841402 | 79.95 | G |
| 65 SX | 98-15 | 841401 | 49.95 | G |

| MODEL | YEAR | PART # | | |
|----------------------|--------------|--------|-------|---|
| KTM CONTINUED | | | | |
| 660 SMC | 03-05 | 841402 | 79.95 | G |
| 690 SMC | 08 | 841403 | 69.95 | G |
| 85 SX | 03-15 | 841402 | 79.95 | G |
| 950 ADVENTURE | 03-05 | 841404 | 69.95 | G |
| 950 SUPER ENDURO | 07-09 | 841404 | 69.95 | G |
| 950 SUPER MOTO | 05-07 | 841404 | 69.95 | G |
| 990 ADVENTURE | 07-09 | 841404 | 69.95 | G |
| 990 SUPER DUKE | 05-08 | 841404 | 69.95 | G |
| SUZUKI | | | | |
| DRZ 110 | 03-06 | 840217 | 69.95 | G |
| DRZ 125 | 03-15 | 840219 | 69.95 | G |
| DRZ 125L | 03-15 | 840219 | 69.95 | G |
| DRZ 400SM | 05-09, 14-15 | 840224 | 69.95 | G |
| RM 100 | 03 | 840235 | 54.95 | G |
| RM 125 | 85-86 | 840297 | 69.95 | G |
| RM 125 | 87-88 | 840299 | 69.95 | G |
| RM 125 | 89-91 | 840302 | 69.95 | G |
| RM 125 | 92-95 | 840332 | 69.95 | G |
| RM 125 | 96-00 | 840312 | 69.95 | G |
| RM 125 | 01-03 | 840323 | 69.95 | G |
| RM 125 | 04-07 | 840328 | 69.95 | G |
| RM 250 | 84-86 | 840330 | 69.95 | G |
| RM 250 | 87-88 | 840331 | 69.95 | G |
| RM 250 | 89-95 | 840332 | 69.95 | G |
| RM 250 | 96-00 | 840312 | 69.95 | G |
| RM 250 | 01-03 | 840323 | 69.95 | G |
| RM 250 | 04-08 | 840328 | 69.95 | G |
| RM 65 | 03-05 | 840235 | 54.95 | G |
| RM 80 | 86-95 | 840336 | 59.95 | G |
| RM 80 | 96-01 | 840341 | 59.95 | G |
| RM 85 | 02 | 840341 | 59.95 | G |
| RM 85 | 03-15 | 840344 | 59.95 | G |
| RM 85L | 03-12 | 840344 | 59.95 | G |
| RMX 250 | 89-98 | 840332 | 69.95 | G |
| RMZ 250 | 04-06 | 840256 | 69.95 | G |
| RMZ 250 | 07-09 | 840328 | 69.95 | G |
| RMZ 250 | 10-15 | 840353 | 69.95 | G |
| RMZ 450 | 05-15 | 840328 | 69.95 | G |
| DR 125 SE | 94-96 | 841399 | 49.95 | G |
| DR 200 SE | 96-09 | 841399 | 49.95 | G |
| DRZ 400 | 00-15 | 840224 | 69.95 | G |
| RMX 450Z | 10 | 840328 | 69.95 | G |
| YAMAHA | | | | |
| TTR 125E | 03-08 | 840354 | 69.95 | G |
| TTR 125L | 03-08 | 840354 | 69.95 | G |
| TTR 90 | 03-08 | 840356 | 69.95 | G |
| WR 250 | 91-93 | 840358 | 69.95 | G |
| WR 250 | 94-97 | 840361 | 69.95 | G |
| WR 250F | 01 | 840362 | 69.95 | G |
| WR 250F | 15 | 840405 | 69.95 | G |
| WR 250F | 02-05 | 840367 | 69.95 | G |
| WR 250F | 06-13 | 840374 | 69.95 | G |

PIVOT WORKS DIRT BIKE SWING ARM BEARING KITS CONTINUED

| MODEL | YEAR | PART # | |
|-------------------------|-------|--------|---------|
| YAMAHA CONTINUED | | | |
| WR 400F | 98 | 840380 | 69.95 G |
| WR 400F | 99-00 | 840362 | 69.95 G |
| WR 426F | 01 | 840362 | 69.95 G |
| WR 426F | 02 | 840367 | 69.95 G |
| WR 450F | 03-05 | 840367 | 69.95 G |
| WR 450F | 06-15 | 840374 | 69.95 G |
| WR 500Z | 92-93 | 840358 | 69.95 G |
| YZ 125 | 85 | 840382 | 69.95 G |
| YZ 125 | 86 | 840383 | 69.95 G |
| YZ 125 | 87 | 840384 | 69.95 G |
| YZ 125 | 93 | 840388 | 69.95 G |
| YZ 125 | 98 | 840380 | 69.95 G |
| YZ 125 | 88-92 | 840385 | 69.95 G |
| YZ 125 | 94-97 | 840361 | 69.95 G |
| YZ 125 | 99-01 | 840362 | 69.95 G |
| YZ 125 | 02-04 | 840367 | 69.95 G |
| YZ 125 | 05-16 | 840391 | 69.95 G |
| YZ 250 | 85 | 840395 | 69.95 G |
| YZ 250 | 86 | 840396 | 69.95 G |
| YZ 250 | 87 | 840397 | 69.95 G |
| YZ 250 | 98 | 840380 | 69.95 G |
| YZ 250 | 88-92 | 840358 | 69.95 G |
| YZ 250 | 93-97 | 840361 | 69.95 G |
| YZ 250 | 99-01 | 840362 | 69.95 G |
| YZ 250 | 02-16 | 840367 | 69.95 G |
| YZ 250F | 01 | 840362 | 69.95 G |
| YZ 250F | 02-06 | 840367 | 69.95 G |
| YZ 250F | 07-13 | 840374 | 69.95 G |

| MODEL | YEARS | PART # | |
|-------------------------|-------|--------|---------|
| YAMAHA CONTINUED | | | |
| YZ 250F | 14-16 | 840405 | 69.95 G |
| YZ 400F | 98 | 840380 | 69.95 G |
| YZ 400F | 99 | 840362 | 69.95 G |
| YZ 426F | 02 | 840367 | 69.95 G |
| YZ 426F | 00-01 | 840362 | 69.95 G |
| YZ 450F | 03-05 | 840367 | 69.95 G |
| YZ 450F | 06-09 | 840374 | 69.95 G |
| YZ 450F | 10-16 | 840405 | 69.95 G |
| YZ 80 | 93-98 | 840406 | 49.95 G |
| YZ 80 | 99-01 | 840410 | 50.95 G |
| YZ 85 | 02-16 | 840410 | 50.95 G |
| IT 200 | 85 | 840382 | 69.95 G |
| TTR 125LE | 03-15 | 840354 | 69.95 G |
| TTR 225 | 99-04 | 841405 | 49.95 G |
| TTR 230 | 05-09 | 841405 | 49.95 G |
| TTR 250 | 99-06 | 841406 | 69.95 G |
| TW 200 | 87-16 | 841407 | 69.95 G |
| WR 250R | 08-16 | 840378 | 69.95 G |
| WR 250X | 08-11 | 840378 | 69.95 G |
| XT 225 | 92-07 | 841405 | 49.95 G |
| XT 250 | 08-15 | 841408 | 44.95 G |
| YZ 250FX | 15 | 840405 | 69.95 G |
| YZ 490 | 85 | 840395 | 69.95 G |
| YZ 490 | 86 | 840396 | 69.95 G |
| YZ 490 | 88-89 | 840358 | 69.95 G |



LINKAGE BEARING KITS

- The Pivot Works Linkage Bearing Kit is a great way to restore your motorcycle's linkage feel back to new without spending time gathering individual parts or paying for overpriced O.E.M. parts.
- Each kit includes all the necessary bearings, seals, pins, O-rings and washers to rebuild your O.E.M. linkage in one simple kit - without modifications.
- Backed by a lifetime replacement offer!
- Note: Kit does not include the lower shock bearing; please check out the Pivot Works Shock Bearing Kit for the upper and lower shock linkage replacement kit.

| MODEL | YEAR | PART # | |
|-----------------|-------------|--------|---------|
| GASGAS | | | |
| TXT 125 | 03-06 | 840086 | 99.95 G |
| TXT 200 | 03-06 | 840086 | 99.95 G |
| TXT 250 | 03-06 | 840086 | 99.95 G |
| TXT 280 | 03-06 | 840086 | 99.95 G |
| TXT 300 | 03-06 | 840086 | 99.95 G |
| HONDA | | | |
| CR 80R | 88-95 | 841380 | 79.95 G |
| XR 100R | 01-03 | 841382 | 69.95 G |
| CRF 250L | 13-15 | 841456 | 89.95 G |
| KAWASAKI | | | |
| KX 60 | 85-88,90-03 | 841387 | 79.95 G |
| TTR 125E | 03-09 | 840355 | 79.95 G |
| TTR 125L | 03-08 | 840355 | 79.95 G |
| TTR 125LE | 03-15 | 840355 | 79.95 G |

- accessories
- body
- handlebar & grips
- cables & levers
- exhaust
- engine
- fuel & intake
- electrical & ignition
- clutch
- drive
- bearings
- brakes
- steering & suspension
- tires
- tools & shop

STEERING & SUSPENSION

- accessories
- body
- handlebar & grips
- cables & levers
- exhaust
- engine
- fuel & intake
- electrical & ignition
- clutch
- drive
- bearings
- brakes
- steering & suspension
- tires
- tools & shop



LINKAGE REBUILD KITS

- Restores performance and handling of rear suspension
- One kit to completely rebuild linkage
- Includes lower shock bearing
- Lifetime replacement



| GAS GAS | | | | |
|---------|-----------|--------|-------|---|
| EC 125 | 2004-2011 | 841061 | 89.95 | G |
| EC 200 | 2002-2011 | 841061 | 89.95 | G |
| EC 250 | 2002-2011 | 841061 | 89.95 | G |
| EC 300 | 2002-2011 | 841061 | 89.95 | G |
| MC 125 | 2002-2009 | 841061 | 89.95 | G |
| MC 200 | 2002-2007 | 841061 | 89.95 | G |
| MC 250 | 2002-2009 | 841061 | 89.95 | G |
| MC 300 | 2002-2007 | 841061 | 89.95 | G |
| MX 125 | 2002-2007 | 841061 | 89.95 | G |
| MX 200 | 2002-2007 | 841061 | 89.95 | G |
| MX 250 | 2002-2007 | 841061 | 89.95 | G |
| MX 300 | 2002-2007 | 841061 | 89.95 | G |
| SM 125 | 2002-2008 | 841061 | 89.95 | G |
| SM 200 | 2002-2007 | 841061 | 89.95 | G |
| SM 250 | 2002-2007 | 841061 | 89.95 | G |
| SM 300 | 2002-2007 | 841061 | 89.95 | G |

| HONDA | | | | |
|---------|-----------|--------|-------|---|
| CR 125R | 1994-1995 | 841065 | 89.95 | G |
| CR 125R | 2005-2007 | 841071 | 89.95 | G |
| CR 125R | 2002-2004 | 841384 | 89.95 | G |
| CR 125R | 2000-2001 | 841069 | 89.95 | G |
| CR 125R | 1998-1999 | 841068 | 89.95 | G |
| CR 125R | 1997 | 841067 | 89.95 | G |
| CR 125R | 1996 | 841066 | 89.95 | G |
| CR 125R | 1993 | 841064 | 89.95 | G |
| CR 125R | 1991-1992 | 841063 | 89.95 | G |
| CR 125R | 1989-1990 | 841062 | 89.95 | G |
| CR 250R | 1994-1995 | 841065 | 89.95 | G |
| CR 250R | 2005-2007 | 841073 | 89.95 | G |
| CR 250R | 2002-2004 | 841384 | 89.95 | G |
| CR 250R | 2000-2001 | 841069 | 89.95 | G |
| CR 250R | 1997 | 841072 | 89.95 | G |
| CR 250R | 1998-1999 | 841068 | 89.95 | G |
| CR 250R | 1996 | 841066 | 89.95 | G |
| CR 250R | 1992-1993 | 841064 | 89.95 | G |
| CR 250R | 1991 | 841063 | 89.95 | G |
| CR 250R | 1989-1990 | 841062 | 89.95 | G |
| CR 500R | 1996-2001 | 841076 | 89.95 | G |

| HONDA CONTINUED | | | | |
|-----------------|-----------|--------|-------|---|
| CR 500R | 1995 | 841075 | 89.95 | G |
| CR 500R | 1993-1994 | 841074 | 89.95 | G |
| CR 500R | 1991-1992 | 841063 | 89.95 | G |
| CR 500R | 1989-1990 | 841062 | 89.95 | G |
| CR 80R | 1996-2002 | 841077 | 89.95 | G |
| CR 85R | 2003-2007 | 841077 | 89.95 | G |
| CRF 100F | 2004-2013 | 841457 | 89.95 | G |
| CRF 150F | 2003-2015 | 841078 | 89.95 | G |
| CRF 150R | 2007-2016 | 841079 | 89.95 | G |
| CRF 150RB | 2007-2016 | 841079 | 89.95 | G |
| CRF 230F | 2003-2016 | 841078 | 89.95 | G |
| CRF 250R | 2010-2016 | 841082 | 89.95 | G |
| CRF 250R | 2005-2009 | 841071 | 89.95 | G |
| CRF 250R | 2004 | 841384 | 89.95 | G |
| CRF 250X | 2007-2015 | 841084 | 89.95 | G |
| CRF 250X | 2004-2005 | 841083 | 89.95 | G |
| CRF 250X | 2006 | 841073 | 89.95 | G |
| CRF 450R | 2009-2016 | 841082 | 89.95 | G |
| CRF 450R | 2005-2008 | 841073 | 89.95 | G |
| CRF 450R | 2002-2004 | 841384 | 89.95 | G |
| CRF 450X | 2005-2015 | 841073 | 89.95 | G |
| CRF 80F | 2004-2013 | 841458 | 89.95 | G |
| XR 100R | 2001-2003 | 841457 | 89.95 | G |
| XR 250R | 1996-2004 | 841088 | 89.95 | G |
| XR 400R | 1998-2004 | 841089 | 89.95 | G |
| XR 400R | 1996-1997 | 841088 | 89.95 | G |
| XR 650R | 2000-2007 | 841090 | 89.95 | G |
| XR 80R | 2001-2003 | 841458 | 89.95 | G |
| CRF 230L | 2008-2009 | 841080 | 89.95 | G |

| HUSQVARNA | | | | |
|-----------|-----------|--------|-------|---|
| CR 125 | 2004 | 841091 | 89.95 | G |
| CR 250 | 2004 | 841091 | 89.95 | G |
| FC 250 | 2014-2015 | 841391 | 99.95 | G |
| FC 350 | 2014-2015 | 841391 | 99.95 | G |
| FC 450 | 2014-2015 | 841391 | 99.95 | G |
| FE 250 | 2014-2015 | 841391 | 99.95 | G |
| FE 350 | 2014-2015 | 841391 | 99.95 | G |
| FE 350S | 2015 | 841391 | 99.95 | G |
| FE 501 | 2014-2015 | 841391 | 99.95 | G |

LINKAGE REBUILD KITS CONTINUED

| HUSQVARNA CONTINUED | | | | |
|---------------------|-----------|--------|-------|---|
| FE 501S | 2015 | 841391 | 99.95 | G |
| SMR 450 | 2008-2009 | 841093 | 97.95 | G |
| SMR 450 | 2005-2007 | 841092 | 89.95 | G |
| SMR 450 | 2004 | 841091 | 89.95 | G |
| SMR 510 | 2008-2009 | 841093 | 97.95 | G |
| SMR 510 | 2005-2007 | 841092 | 89.95 | G |
| TC 125 | 2014-2015 | 841391 | 99.95 | G |
| TC 250 | 2014-2015 | 841391 | 99.95 | G |
| TC 250 | 2008-2009 | 841093 | 97.95 | G |
| TC 250 | 2005-2007 | 841092 | 89.95 | G |
| TC 250 | 2004 | 841091 | 89.95 | G |
| TC 450 | 2008-2009 | 841093 | 97.95 | G |
| TC 450 | 2005-2007 | 841092 | 89.95 | G |
| TC 450 | 2004 | 841091 | 89.95 | G |
| TC 510 | 2008-2009 | 841093 | 97.95 | G |
| TC 510 | 2005-2007 | 841092 | 89.95 | G |
| TE 125 | 2015 | 841391 | 99.95 | G |
| TE 250 | 2014-2015 | 841391 | 99.95 | G |
| TE 250 | 2008-2009 | 841093 | 97.95 | G |
| TE 250 | 2005-2007 | 841092 | 89.95 | G |
| TE 250 | 2004 | 841091 | 89.95 | G |
| TE 300 | 2014-2015 | 841391 | 99.95 | G |
| TE 310 | 2008-2010 | 841093 | 97.95 | G |
| TE 450 | 2008-2009 | 841093 | 97.95 | G |
| TE 450 | 2005-2007 | 841092 | 89.95 | G |
| TE 450 | 2004 | 841091 | 89.95 | G |
| TE 510 | 2008-2010 | 841093 | 97.95 | G |
| TE 510 | 2005-2007 | 841092 | 89.95 | G |
| TE 510 | 2004 | 841094 | 89.95 | G |
| TXC 250 | 2009 | 841093 | 97.95 | G |
| TXC 450 | 2009 | 841093 | 97.95 | G |
| TXC 510 | 2009 | 841093 | 97.95 | G |
| WR 125 | 2004 | 841091 | 89.95 | G |
| WR 250 | 2004 | 841091 | 89.95 | G |
| KAWASAKI | | | | |
| KDX 200 | 1995-2006 | 841096 | 89.95 | G |
| KDX 200 | 1989-1994 | 841095 | 89.95 | G |
| KDX 220 | 1997-2005 | 841096 | 89.95 | G |
| KDX 250 | 1991-1994 | 841095 | 89.95 | G |
| KLX 125 | 2003-2006 | 841097 | 89.95 | G |
| KLX 125L | 2003-2006 | 841097 | 89.95 | G |
| KLX 250 | 1994-1996 | 841098 | 89.95 | G |
| KLX 300R | 1997-2007 | 841098 | 89.95 | G |
| KLX 400 | 2003 | 841099 | 89.95 | G |
| KLX 450R | 2008-2009 | 841100 | 96.95 | G |
| KX 100 | 1998-2015 | 841101 | 89.95 | G |

| KAWASAKI CONTINUED | | | | |
|--------------------|-------------------------|--------|-------|---|
| KX 125 | 1993 | 841102 | 89.95 | G |
| KX 125 | 1999-2003 | 841388 | 89.95 | G |
| KX 125 | 1994-1998 | 841096 | 89.95 | G |
| KX 125 | 1989-1992 | 841095 | 89.95 | G |
| KX 125 | 2004-2005 | 841104 | 90.95 | G |
| KX 250 | 1993 | 841102 | 89.95 | G |
| KX 250 | 1999-2003 | 841388 | 89.95 | G |
| KX 250 | 1998 | 841105 | 89.95 | G |
| KX 250 | 1994-1997 | 841096 | 89.95 | G |
| KX 250 | 1989-1992 | 841095 | 89.95 | G |
| KX 250 | 2004-2007 | 841104 | 90.95 | G |
| KX 250F | 2004-2005 | 841104 | 90.95 | G |
| KX 250F | 2006-2016 | 841100 | 96.95 | G |
| KX 450F | 2006-2015 | 841100 | 96.95 | G |
| KX 500 | 1989-2004 | 841095 | 89.95 | G |
| KX 65 | 2000-2015 | 841107 | 89.95 | G |
| KX 80 | 1998-2000 | 841101 | 89.95 | G |
| KX 80 | 1991-1997 | 841109 | 89.95 | G |
| KX 80 | 1990 | 841108 | 89.95 | G |
| KX 85 | 2001-2015 | 841101 | 89.95 | G |
| KLR 650 | 1987-2015 | 841389 | 89.95 | G |
| KLX 250S | 2006-2014 | 841098 | 89.95 | G |
| KTM | | | | |
| 250 SX | 2012-2015 | 841391 | 99.95 | G |
| 250 SX-F | 2011-2015 | 841391 | 99.95 | G |
| 250 XC | 2012-2014 | 841391 | 99.95 | G |
| 250 XC-F | 2012-2015 | 841391 | 99.95 | G |
| 300 XC | 2012-2014 | 841391 | 99.95 | G |
| 450 SX-F | 2011-2015 | 841391 | 99.95 | G |
| 150 XC | 2012-2014 | 841391 | 99.95 | G |
| 350 EXC-F | 2012-2015 | 841391 | 99.95 | G |
| 350 SX-F | 2011-2015 | 841391 | 99.95 | G |
| 350 XC-F | 2012-2015 | 841391 | 99.95 | G |
| SUZUKI | | | | |
| DRZ 125 | 2003-2015 | 841097 | 89.95 | G |
| DRZ 125L | 2003-2015 | 841097 | 89.95 | G |
| DRZ 400SM | 2005-2009,
2014-2015 | 841099 | 89.95 | G |
| RM 100 | 2003 | 841101 | 89.95 | G |
| RM 125 | 2005-2007 | 841122 | 89.95 | G |
| RM 125 | 2004 | 841121 | 89.95 | G |
| RM 125 | 2000 | 841099 | 89.95 | G |
| RM 125 | 2002-2003 | 841120 | 89.95 | G |
| RM 125 | 2001 | 841119 | 89.95 | G |

- accessories
- body
- handlebar & grips
- cables & levers
- exhaust
- engine
- fuel & intake
- electrical & ignition
- clutch
- drive
- bearings
- brakes
- steering & suspension**
- tires
- tools & shop

STEERING & SUSPENSION

LINKAGE REBUILD KITS CONTINUED

- accessories
- body
- handlebar & grips
- cables & levers
- exhaust
- engine
- fuel & intake
- electrical & ignition
- clutch
- drive
- bearings
- brakes
- steering & suspension
- tires
- tools & shop

| SUZUKI CONTINUED | | | | |
|------------------|-----------|--------|-------|---|
| RM 125 | 1998-1999 | 841118 | 89.95 | G |
| RM 125 | 1996-1997 | 841117 | 89.95 | G |
| RM 125 | 1993-1995 | 841116 | 89.95 | G |
| RM 125 | 1992 | 841115 | 89.95 | G |
| RM 125 | 1991 | 841114 | 89.95 | G |
| RM 125 | 1990 | 841113 | 89.95 | G |
| RM 125 | 1989 | 841390 | 89.95 | G |
| RM 250 | 2005-2009 | 841122 | 89.95 | G |
| RM 250 | 2004 | 841121 | 89.95 | G |
| RM 250 | 2000 | 841099 | 89.95 | G |
| RM 250 | 2002-2003 | 841120 | 89.95 | G |
| RM 250 | 2001 | 841119 | 89.95 | G |
| RM 250 | 1998-1999 | 841118 | 89.95 | G |
| RM 250 | 1996-1997 | 841117 | 89.95 | G |
| RM 250 | 1993-1995 | 841116 | 89.95 | G |
| RM 250 | 1992 | 841115 | 89.95 | G |
| RM 250 | 1991 | 841114 | 89.95 | G |
| RM 250 | 1990 | 841113 | 89.95 | G |
| RM 250 | 1989 | 841390 | 89.95 | G |
| RM 65 | 2003-2005 | 841107 | 89.95 | G |
| RM 80 | 1990-2001 | 841123 | 89.95 | G |
| RM 85 | 2005-2015 | 841124 | 89.95 | G |
| RM 85 | 2002-2004 | 841123 | 89.95 | G |
| RM 85L | 2005-2012 | 841124 | 89.95 | G |
| RMX 250 | 1997-1998 | 841127 | 89.95 | G |
| RMX 250 | 1989-1990 | 841125 | 89.95 | G |
| RMX 250 | 1991-1996 | 841115 | 89.95 | G |
| RMZ 250 | 2010-2012 | 841128 | 89.95 | G |
| RMZ 250 | 2007-2009 | 841122 | 89.95 | G |
| RMZ 250 | 2004-2006 | 841104 | 90.95 | G |
| RMZ 250 | 2013-2015 | 841459 | 92.95 | G |
| RMZ 450 | 2010-2012 | 841128 | 89.95 | G |
| RMZ 450 | 2005-2009 | 841122 | 89.95 | G |
| RMZ 450 | 2013-2015 | 841459 | 92.95 | G |
| DRZ 400 | 2000-2015 | 841099 | 89.95 | G |
| YAMAHA | | | | |
| WR 250 | 1994-1997 | 841129 | 89.95 | G |
| WR 250F | 2005 | 841573 | 89.95 | G |
| WR 250F | 2006 | 841395 | 89.95 | G |
| WR 250F | 2015 | 841140 | 89.95 | G |
| WR 250F | 2007-2013 | 841393 | 89.95 | G |
| WR 250F | 2002-2004 | 841131 | 89.95 | G |
| WR 250F | 2001 | 841130 | 89.95 | G |

| YAMAHA CONTINUED | | | | |
|------------------|----------------|--------|-------|---|
| WR 400F | 1998-2000 | 841129 | 89.95 | G |
| WR 426F | 2001-2002 | 841130 | 89.95 | G |
| WR 450F | 2005 | 841573 | 89.95 | G |
| WR 450F | 2006 | 841395 | 89.95 | G |
| WR 450F | 2007-2015 | 841393 | 89.95 | G |
| WR 450F | 2003-2004 | 841131 | 89.95 | G |
| YZ 125 | 2006-2016 | 841133 | 89.95 | G |
| YZ 125 | 2005 | 841132 | 89.95 | G |
| YZ 125 | 2002-2004 | 841131 | 89.95 | G |
| YZ 125 | 1991-1992 | 841136 | 89.95 | G |
| YZ 125 | 1989-1990 | 841135 | 89.95 | G |
| YZ 125 | 2001 | 841130 | 89.95 | G |
| YZ 125 | 1994-2000 | 841129 | 89.95 | G |
| YZ 125 | 1993 | 841137 | 89.95 | G |
| YZ 250 | 2006-2016 | 841133 | 89.95 | G |
| YZ 250 | 2005 | 841132 | 89.95 | G |
| YZ 250 | 2002-2004 | 841131 | 89.95 | G |
| YZ 250 | 1990-1992 | 841136 | 89.95 | G |
| YZ 250 | 2001 | 841130 | 89.95 | G |
| YZ 250 | 1994-2000 | 841129 | 89.95 | G |
| YZ 250 | 1993 | 841137 | 89.95 | G |
| YZ 250F | 2005 | 841573 | 89.95 | G |
| YZ 250F | 2010-2013 | 841394 | 89.95 | G |
| YZ 250F | 2009,2014-2016 | 841140 | 89.95 | G |
| YZ 250F | 2008 | 841139 | 89.95 | G |
| YZ 250F | 2006 | 841393 | 89.95 | G |
| YZ 250F | 2007 | 841138 | 89.95 | G |
| YZ 250F | 2002-2004 | 841131 | 89.95 | G |
| YZ 250F | 2001 | 841130 | 89.95 | G |
| YZ 400F | 1998-1999 | 841129 | 89.95 | G |
| YZ 426F | 2002 | 841131 | 89.95 | G |
| YZ 426F | 2001 | 841130 | 89.95 | G |
| YZ 426F | 2000 | 841129 | 89.95 | G |
| YZ 450F | 2005 | 841573 | 89.95 | G |
| YZ 450F | 2009-2016 | 841140 | 89.95 | G |
| YZ 450F | 2006-2008 | 841393 | 89.95 | G |
| YZ 450F | 2003-2004 | 841131 | 89.95 | G |
| YZ 80 | 1993-2001 | 841142 | 89.95 | G |
| YZ 85 | 2003-2016 | 841392 | 89.95 | G |
| YZ 85 | 2002 | 841142 | 89.95 | G |
| YZ 250FX | 2015 | 841140 | 89.95 | G |

FORK BUSHING OIL & DUST SEAL KITS



- Patented fork seal features a balanced 3 lip design that evenly distributes the pressure reducing operating temperature, wear and friction.
- Custom Elastomer fork seals have been tested to outlast OEM fork seals. Extends typical seal life by 3 to 5 times over OEM seals.
- Stiction (friction) measures from 1/3 to 1/2 less than OEM seals for smoother fork action.
- Lower stiction, longer life! It doesn't get any better than this!
- Plus, the only complete line of dust wipers! Wipers should be replaced with the fork seals to assure peak performance.



| CC | MODEL | YEAR | FORK BUSHING KIT | FORK OIL SEAL & DUST SEAL KIT | FORK OIL SEAL ONLY KIT | FORK DUST SEAL ONLY KIT |
|----------------|---------------|-------|------------------|-------------------------------|------------------------|-------------------------|
| BETA | | | | | | |
| 125 | EVO 2T 125 | 09-14 | ---- | ---- | 131909 13.19 L | ---- |
| 125 | REV 2T 125 | 05-08 | ---- | ---- | 131909 13.19 L | ---- |
| 200 | EVO 2T 200 | 09-13 | ---- | ---- | 131909 13.19 L | ---- |
| 200 | REV 2T 200 | 05-08 | ---- | ---- | 131909 13.19 L | ---- |
| 250 | EVO 2T 250 | 09-13 | ---- | ---- | 131909 13.19 L | ---- |
| 250 | EVO 4T 250 | 09-12 | ---- | ---- | 131909 13.19 L | ---- |
| 250 | REV 2T 250 | 05-08 | ---- | ---- | 131909 13.19 L | ---- |
| 250 | REV 4T 250 | 08 | ---- | ---- | 131909 13.19 L | ---- |
| 270 | REV 2T 270 | 05-08 | ---- | ---- | 131909 13.19 L | ---- |
| 290 | EVO 2T 290 | 09-11 | ---- | ---- | 131909 13.19 L | ---- |
| 300 | EVO 2T 300 | 12-13 | ---- | ---- | 131909 13.19 L | ---- |
| 300 | EVO 4T 300 | 09-12 | ---- | ---- | 131909 13.19 L | ---- |
| 400 | RR 4T 400 | 05-10 | ---- | AB56149 27.36 L | 131908 13.19 L | 132000 14.17 L |
| 450 | RR 4T 450 | 05-10 | ---- | AB56149 27.36 L | 131908 13.19 L | 132000 14.17 L |
| 520 | RR 4T 520 | 10 | ---- | AB56149 27.36 L | 131908 13.19 L | 132000 14.17 L |
| 525 | RR 4T 525 | 05-09 | ---- | AB56149 27.36 L | 131908 13.19 L | 132000 14.17 L |
| COBRA | | | | | | |
| 65 | CX 65 | 07-13 | ---- | AB56123 27.36 L | 131885 13.19 L | 131971 14.17 L |
| GAS-GAS | | | | | | |
| 250 | EC250 | 12 | ---- | ---- | 131904 13.19 L | ---- |
| 250 | EC250 | 13 | ---- | AB56149 27.36 L | 131908 13.19 L | 132000 14.17 L |
| 250 | EC250 4T | 10 | ---- | AB56149 27.36 L | 131908 13.19 L | 132000 14.17 L |
| 250 | EC250 4T | 12 | ---- | AB56147 27.36 L | 131905 13.19 L | 131967 14.17 L |
| 300 | EC300 | 13 | ---- | AB56149 27.36 L | 131908 13.19 L | 132000 14.17 L |
| 450 | HALLEY 450 EH | 09 | ---- | AB56149 27.36 L | 131908 13.19 L | 132000 14.17 L |
| 450 | HALLEY 450 SM | 09 | ---- | AB56149 27.36 L | 131908 13.19 L | 132000 14.17 L |
| HONDA | | | | | | |
| 50 | CRM50R (EURO) | 93-96 | ---- | AB56115 27.36 L | 131882 13.19 L | 131974 14.17 L |
| 50 | MT50S (EURO) | 93-96 | ---- | ---- | 131876 13.19 L | ---- |
| 70 | CRF70F | 04-12 | ---- | AB56101 27.36 L | 131876 13.19 L | 131988 14.17 L |
| 70 | SL70 | 71-73 | ---- | ---- | 131876 13.19 L | ---- |
| 70 | XL70 | 76 | ---- | ---- | 131876 13.19 L | ---- |
| 70 | XR70R | 97-03 | ---- | AB56101 27.36 L | 131876 13.19 L | 131988 14.17 L |
| 75 | CRM75R (EURO) | 89-94 | ---- | AB56115 27.36 L | 131882 13.19 L | 131974 14.17 L |
| 75 | XL75 | 77-79 | ---- | ---- | 131876 13.19 L | ---- |
| 75 | XR75 | 73-78 | ---- | ---- | 131876 13.19 L | ---- |
| 80 | CR80 | 80-81 | ---- | ---- | 131878 13.19 L | 131996 14.17 L |
| 80 | CR80 | 82-83 | ---- | ---- | 132756 13.19 L | 131996 14.17 L |
| 80 | CR80 | 84 | ---- | AB56114 27.36 L | 131881 13.19 L | 131993 14.17 L |
| 80 | CR80R | 85-86 | ---- | AB56113 27.36 L | 131881 13.19 L | 131975 14.17 L |
| 80 | CR80R | 87-95 | ---- | AB56115 27.36 L | 131882 13.19 L | 131974 14.17 L |
| 80 | CR80R | 96-02 | 133011 35.94 L | AB56123 27.36 L | 131885 13.19 L | 131971 14.17 L |
| 80 | CR80RB | 97-02 | 133011 35.94 L | AB56123 27.36 L | 131885 13.19 L | 131971 14.17 L |
| 80 | CRF80F | 04-13 | ---- | AB56101 27.36 L | 131876 13.19 L | 131988 14.17 L |
| 80 | XL80S | 80-85 | ---- | ---- | 131876 13.19 L | ---- |
| 80 | XR80 | 79-84 | ---- | ---- | 131876 13.19 L | ---- |
| 80 | XR80R | 85-03 | ---- | AB56101 27.36 L | 131876 13.19 L | 131988 14.17 L |

- accessories
- body
- handlebar & grips
- cables & levers
- exhaust
- engine
- fuel & intake
- electrical & ignition
- clutch
- drive
- bearings
- brakes
- steering & suspension
- tires
- tools & shop

STEERING & SUSPENSION

ALL BALLS FORK BUSHING OIL & DUST SEAL KITS CONTINUED

| CC | MODEL | YEAR | FORK BUSHING KIT | | | FORK OIL SEAL & DUST SEAL KIT | | | FORK OIL SEAL ONLY KIT | | | FORK DUST SEAL ONLY KIT | | |
|------------------------|------------------|-------|------------------|-------|---|-------------------------------|-------|---|------------------------|-------|---|-------------------------|-------|---|
| HONDA CONTINUED | | | | | | | | | | | | | | |
| 85 | CR85R/RB | 03-07 | 133011 | 35.94 | L | AB56123 | 27.36 | L | 131885 | 13.19 | L | 131971 | 14.17 | L |
| 100 | CRF100F | 04-13 | ---- | | | AB56101 | 27.36 | L | 131876 | 13.19 | L | 131988 | 14.17 | L |
| 100 | XL100 | 76-80 | ---- | | | ---- | | | 132756 | 13.19 | L | ---- | | |
| 100 | XL100S | 79-80 | ---- | | | ---- | | | 132756 | 13.19 | L | ---- | | |
| 100 | XL100S | 81-85 | ---- | | | ---- | | | 131876 | 13.19 | L | ---- | | |
| 100 | XR100 | 81-84 | ---- | | | ---- | | | 131876 | 13.19 | L | ---- | | |
| 100 | XR100R | 85-03 | ---- | | | AB56101 | 27.36 | L | 131876 | 13.19 | L | 131988 | 14.17 | L |
| 110 | CRF110F | 13-16 | ---- | | | 133018 | 27.36 | L | 132756 | 13.19 | L | 133019 | 14.17 | L |
| 125 | CR125M | 76 | ---- | | | AB56118 | 27.36 | L | 131882 | 13.19 | L | 131994 | 14.17 | L |
| 125 | CR125R | 81 | ---- | | | ---- | | | 131886 | 13.19 | L | ---- | | |
| 125 | CR125R | 82-83 | ---- | | | AB56124 | 27.36 | L | 131886 | 13.19 | L | 131981 | 14.17 | L |
| 125 | CR125R | 84-86 | ---- | | | AB56136 | 27.36 | L | 131895 | 13.19 | L | 131979 | 14.17 | L |
| 125 | CR125R | 87 | 132667 | 35.94 | L | 132476 | 27.36 | L | 131893 | 13.19 | L | 132478 | 14.17 | L |
| 125 | CR125R | 88-89 | 131692 | 37.98 | L | 132476 | 27.36 | L | 131893 | 13.19 | L | 132478 | 14.17 | L |
| 125 | CR125R | 90-91 | 132658 | 37.98 | L | AB56139 | 27.36 | L | 131897 | 13.19 | L | 131963 | 14.17 | L |
| 125 | CR125R | 92-93 | ---- | | | AB56134 | 27.36 | L | 131894 | 13.19 | L | 131970 | 14.17 | L |
| 125 | CR125R | 94-96 | 131693 | 44.38 | L | AB56137 | 27.36 | L | 131896 | 13.19 | L | 131964 | 14.17 | L |
| 125 | CR125R | 97-07 | 131694 | 35.29 | L | AB56141 | 27.36 | L | 131899 | 13.19 | L | 131965 | 14.17 | L |
| 125 | CRF125F | 14-16 | ---- | | | 133018 | 27.36 | L | 132756 | 13.19 | L | 133019 | 14.17 | L |
| 125 | MT125 ELSINORE | 74-76 | ---- | | | ---- | | | 132756 | 13.19 | L | ---- | | |
| 125 | NXR125 (EU) | 03-05 | ---- | | | 133018 | 27.36 | L | 132756 | 13.19 | L | 133019 | 14.17 | L |
| 125 | SL125 MOTO SPORT | 71-73 | ---- | | | ---- | | | 132756 | 13.19 | L | ---- | | |
| 125 | TL125 | 74-76 | ---- | | | ---- | | | 132756 | 13.19 | L | ---- | | |
| 125 | XL125 | 74-78 | ---- | | | ---- | | | 132756 | 13.19 | L | ---- | | |
| 125 | XL125 | 79-85 | ---- | | | ---- | | | 132756 | 13.19 | L | 131996 | 14.17 | L |
| 125 | XLR125 (EURO) | 98 | ---- | | | AB56123 | 27.36 | L | 131885 | 13.19 | L | 131971 | 14.17 | L |
| 125 | XR125L (EURO) | 04-11 | ---- | | | 133018 | 27.36 | L | 132756 | 13.19 | L | 133019 | 14.17 | L |
| 150 | CRF150F | 03-16 | ---- | | | 132671 | 27.36 | L | 131882 | 13.19 | L | 132872 | 14.17 | L |
| 150 | CRF150R/RB | 07-16 | 133011 | 35.94 | L | AB56123 | 27.36 | L | 131885 | 13.19 | L | 131971 | 14.17 | L |
| 175 | MR175 ELSINORE | 76-77 | ---- | | | ---- | | | 132756 | 13.19 | L | ---- | | |
| 175 | SL175 | 70-71 | ---- | | | ---- | | | 132756 | 13.19 | L | ---- | | |
| 175 | XL175 | 73-78 | ---- | | | ---- | | | 132756 | 13.19 | L | ---- | | |
| 185 | XL185S | 79-81 | ---- | | | ---- | | | 132756 | 13.19 | L | 131996 | 14.17 | L |
| 185 | XL185S | 82-83 | ---- | | | ---- | | | 132756 | 13.19 | L | ---- | | |
| 185 | XR185 | 79 | ---- | | | ---- | | | 132756 | 13.19 | L | ---- | | |
| 200 | CTX200 | 02-11 | ---- | | | AB56123 | 27.36 | L | 131885 | 13.19 | L | 131971 | 14.17 | L |
| 200 | TLR200 REFLEX | 86-87 | ---- | | | AB56113 | 27.36 | L | 131881 | 13.19 | L | 131975 | 14.17 | L |
| 200 | TR200 FATCAT | 86-87 | ---- | | | 133018 | 27.36 | L | 132756 | 13.19 | L | 133019 | 14.17 | L |
| 200 | XL200R | 83-84 | ---- | | | AB56113 | 27.36 | L | 131881 | 13.19 | L | 131975 | 14.17 | L |
| 200 | XR200 | 80-84 | ---- | | | AB56115 | 27.36 | L | 131882 | 13.19 | L | 131974 | 14.17 | L |
| 200 | XR200R | 81-83 | ---- | | | AB56115 | 27.36 | L | 131882 | 13.19 | L | 131974 | 14.17 | L |
| 200 | XR200R | 84 | ---- | | | AB56120 | 27.36 | L | 131883 | 13.19 | L | 131982 | 14.17 | L |
| 200 | XR200R | 85-02 | 131695 | 38.82 | L | AB56120 | 27.36 | L | 131883 | 13.19 | L | 131982 | 14.17 | L |
| 230 | CRF230F | 03-16 | ---- | | | AB56123 | 27.36 | L | 131885 | 13.19 | L | 131971 | 14.17 | L |
| 230 | CRF230L | 08-09 | ---- | | | AB56123 | 27.36 | L | 131885 | 13.19 | L | 131971 | 14.17 | L |
| 230 | CRF230M | 09 | ---- | | | AB56123 | 27.36 | L | 131885 | 13.19 | L | 131971 | 14.17 | L |
| 250 | CR250 | 73-76 | ---- | | | AB56118 | 27.36 | L | 131882 | 13.19 | L | 131994 | 14.17 | L |
| 250 | CR250R | 78-80 | ---- | | | ---- | | | 131883 | 13.19 | L | ---- | | |
| 250 | CR250R | 81 | ---- | | | AB56128 | 27.36 | L | 131890 | 13.19 | L | 131980 | 14.17 | L |
| 250 | CR250R | 82 | ---- | | | AB56136 | 27.36 | L | 131895 | 13.19 | L | 131979 | 14.17 | L |
| 250 | CR250R | 83-87 | 132868 | 39.07 | L | 132476 | 27.36 | L | 131893 | 13.19 | L | 132478 | 14.17 | L |
| 250 | CR250R | 88 | 131692 | 37.98 | L | 132476 | 27.36 | L | 131893 | 13.19 | L | 132478 | 14.17 | L |
| 250 | CR250R | 89 | ---- | | | AB56139 | 27.36 | L | 131897 | 13.19 | L | 131963 | 14.17 | L |
| 250 | CR250R | 90-91 | 132658 | 37.98 | L | AB56139 | 27.36 | L | 131897 | 13.19 | L | 131963 | 14.17 | L |
| 250 | CR250R | 92-94 | 133012 | 45.94 | L | AB56134 | 27.36 | L | 131894 | 13.19 | L | 131970 | 14.17 | L |
| 250 | CR250R | 95 | 131696 | 37.17 | L | AB56137 | 27.36 | L | 131896 | 13.19 | L | 131964 | 14.17 | L |
| 250 | CR250R | 96 | 131694 | 35.29 | L | AB56141 | 27.36 | L | 131899 | 13.19 | L | 131965 | 14.17 | L |
| 250 | CR250R | 97-07 | 131699 | 30.24 | L | AB56142 | 27.36 | L | 131900 | 13.19 | L | 131962 | 14.17 | L |
| 250 | CRF250L | 13-15 | 132900 | 35.94 | L | 132476 | 27.36 | L | 131893 | 13.19 | L | 132478 | 14.17 | L |
| 250 | CRF250R | 04-08 | 131699 | 30.24 | L | AB56142 | 27.36 | L | 131900 | 13.19 | L | 131962 | 14.17 | L |
| 250 | CRF250R | 09 | 132428 | 38.82 | L | AB56142 | 27.36 | L | 131900 | 13.19 | L | 131962 | 14.17 | L |
| 250 | CRF250R | 10-14 | 132429 | 37.17 | L | AB56147 | 27.36 | L | 131905 | 13.19 | L | 131967 | 14.17 | L |

ALL BALLS FORK BUSHING OIL & DUST SEAL KITS CONTINUED

| CC | MODEL | YEAR | FORK BUSHING KIT | | | FORK OIL SEAL & DUST SEAL KIT | | | FORK OIL SEAL ONLY KIT | | | FORK DUST SEAL ONLY KIT | | |
|------------------------|----------------------|-------|------------------|-------|---|-------------------------------|-------|---|------------------------|-------|---|-------------------------|-------|---|
| HONDA CONTINUED | | | | | | | | | | | | | | |
| 250 | CRF250R | 15-16 | 133013 | 45.94 | L | AB56144 | 27.36 | L | 131902 | 13.19 | L | 131966 | 14.17 | L |
| 250 | CRF250X | 04-15 | 131699 | 30.24 | L | AB56142 | 27.36 | L | 131900 | 13.19 | L | 131962 | 14.17 | L |
| 250 | NX250 | 88-90 | ---- | | | AB56123 | 27.36 | L | 131885 | 13.19 | L | 131971 | 14.17 | L |
| 250 | TL250 | 75-76 | ---- | | | AB56114 | 27.36 | L | 131881 | 13.19 | L | 131993 | 14.17 | L |
| 250 | XL250 | 72-76 | ---- | | | AB56118 | 27.36 | L | 131882 | 13.19 | L | 131994 | 14.17 | L |
| 250 | XL250R | 82-87 | ---- | | | AB56115 | 27.36 | L | 131882 | 13.19 | L | 131974 | 14.17 | L |
| 250 | XR250 | 79-80 | ---- | | | AB56115 | 27.36 | L | 131882 | 13.19 | L | 131974 | 14.17 | L |
| 250 | XR250 TORNADO (EURO) | 01-02 | ---- | | | AB56132 | 27.36 | L | 131892 | 13.19 | L | 131977 | 14.17 | L |
| 250 | XR250L | 91-96 | ---- | | | AB56132 | 27.36 | L | 131892 | 13.19 | L | 131977 | 14.17 | L |
| 250 | XR250R | 81-82 | ---- | | | AB56123 | 27.36 | L | 131885 | 13.19 | L | 131971 | 14.17 | L |
| 250 | XR250R | 84-85 | ---- | | | AB56124 | 27.36 | L | 131886 | 13.19 | L | 131981 | 14.17 | L |
| 250 | XR250R | 86-95 | ---- | | | AB56130 | 27.36 | L | 131891 | 13.19 | L | 131980 | 14.17 | L |
| 250 | XR250R | 96-04 | 132421 | 37.98 | L | AB56130 | 27.36 | L | 131891 | 13.19 | L | 131980 | 14.17 | L |
| 300 | XRE300 (SA) | 10-12 | ---- | | | AB56132 | 27.36 | L | 131892 | 13.19 | L | 131977 | 14.17 | L |
| 350 | SL350 | 70 | ---- | | | ---- | | | 133933 | 13.19 | L | ---- | | |
| 350 | SL350K2 | 72 | ---- | | | AB56118 | 27.36 | L | 131882 | 13.19 | L | 131994 | 14.17 | L |
| 350 | XL350 | 74-78 | ---- | | | AB56118 | 27.36 | L | 131882 | 13.19 | L | 131994 | 14.17 | L |
| 350 | XL350R | 84-85 | ---- | | | AB56125 | 27.36 | L | 131887 | 13.19 | L | 131973 | 14.17 | L |
| 350 | XR350R | 83-85 | ---- | | | AB56132 | 27.36 | L | 131892 | 13.19 | L | 131977 | 14.17 | L |
| 400 | XR400R | 96-97 | 132868 | 39.07 | L | 132476 | 27.36 | L | 131893 | 13.19 | L | 132478 | 14.17 | L |
| 400 | XR400R | 98-04 | 132424 | 39.07 | L | 132476 | 27.36 | L | 131893 | 13.19 | L | 132478 | 14.17 | L |
| 450 | CR450R | 81 | ---- | | | AB56128 | 27.36 | L | 131890 | 13.19 | L | 131980 | 14.17 | L |
| 450 | CRF450R | 02-08 | 131699 | 30.24 | L | AB56142 | 27.36 | L | 131900 | 13.19 | L | 131962 | 14.17 | L |
| 450 | CRF450R | 09-12 | 131737 | 24.43 | L | AB56147 | 27.36 | L | 131905 | 13.19 | L | 131967 | 14.17 | L |
| 450 | CRF450R | 13-16 | 131737 | 24.43 | L | 132673 | 27.50 | L | 132870 | 18.90 | L | 131967 | 14.17 | L |
| 450 | CRF450X | 05-15 | 131699 | 30.24 | L | AB56142 | 27.36 | L | 131900 | 13.19 | L | 131962 | 14.17 | L |
| 480 | CR480R | 82 | ---- | | | AB56136 | 27.36 | L | 131895 | 13.19 | L | 131979 | 14.17 | L |
| 480 | CR480R | 83 | ---- | | | AB56133 | 27.36 | L | 131893 | 13.19 | L | 131970 | 14.17 | L |
| 500 | CR500R | 84 | ---- | | | 132476 | 27.36 | L | 131893 | 13.19 | L | 132478 | 14.17 | L |
| 500 | CR500R | 85-87 | 132667 | 35.94 | L | 132476 | 27.36 | L | 131893 | 13.19 | L | 132478 | 14.17 | L |
| 500 | CR500R | 88 | 131692 | 37.98 | L | 132476 | 27.36 | L | 131893 | 13.19 | L | 132478 | 14.17 | L |
| 500 | CR500R | 89 | ---- | | | AB56139 | 27.36 | L | 131897 | 13.19 | L | 131963 | 14.17 | L |
| 500 | CR500R | 90-91 | 132658 | 37.98 | L | AB56139 | 27.36 | L | 131897 | 13.19 | L | 131963 | 14.17 | L |
| 500 | CR500R | 92-94 | ---- | | | AB56134 | 27.36 | L | 131894 | 13.19 | L | 131970 | 14.17 | L |
| 500 | CR500R | 95 | 131701 | 51.04 | L | AB56137 | 27.36 | L | 131896 | 13.19 | L | 131964 | 14.17 | L |
| 500 | CR500R | 96-01 | 131702 | 51.04 | L | AB56141 | 27.36 | L | 131899 | 13.19 | L | 131965 | 14.17 | L |
| 500 | NX500 (EURO) | 93-99 | ---- | | | AB56132 | 27.36 | L | 131892 | 13.19 | L | 131977 | 14.17 | L |
| 500 | XL500R | 82 | ---- | | | AB56123 | 27.36 | L | 131885 | 13.19 | L | 131971 | 14.17 | L |
| 500 | XL500S | 79-81 | ---- | | | AB56118 | 27.36 | L | 131882 | 13.19 | L | 131994 | 14.17 | L |
| 500 | XR500 | 79-80 | ---- | | | AB56115 | 27.36 | L | 131882 | 13.19 | L | 131974 | 14.17 | L |
| 500 | XR500R | 81-82 | ---- | | | AB56123 | 27.36 | L | 131885 | 13.19 | L | 131971 | 14.17 | L |
| 500 | XR500R | 83-84 | ---- | | | AB56133 | 27.36 | L | 131893 | 13.19 | L | 131970 | 14.17 | L |
| 600 | XL600R | 83-87 | ---- | | | AB56125 | 27.36 | L | 131887 | 13.19 | L | 131973 | 14.17 | L |
| 600 | XR600R | 85-87 | ---- | | | 132476 | 27.36 | L | 131893 | 13.19 | L | 132478 | 14.17 | L |
| 600 | XR600R | 88-00 | 132868 | 39.07 | L | 132476 | 27.36 | L | 131893 | 13.19 | L | 132478 | 14.17 | L |
| 650 | FX650 (EURO) | 99-00 | ---- | | | AB56132 | 27.36 | L | 131892 | 13.19 | L | 131977 | 14.17 | L |
| 650 | XR650L | 93-15 | 132868 | 39.07 | L | 132476 | 27.36 | L | 131893 | 13.19 | L | 132478 | 14.17 | L |
| 650 | XR650R | 00-07 | 131703 | 33.27 | L | AB56140 | 27.36 | L | 131898 | 13.19 | L | 131978 | 14.17 | L |
| HUSABERG | | | | | | | | | | | | | | |
| 250 | FE250 | 13 | ---- | | | AB56146 | 27.36 | L | 131904 | 13.19 | L | 131967 | 14.17 | L |
| 250 | FE250 | 14 | 133014 | 34.94 | L | AB56146 | 27.36 | L | 131904 | 13.19 | L | 131967 | 14.17 | L |
| 250 | TE250 | 11 | 131736 | 48.87 | L | AB56146 | 27.36 | L | 131904 | 13.19 | L | 131967 | 14.17 | L |
| 250 | TE250 | 12 | 132762 | 37.17 | L | AB56146 | 27.36 | L | 131904 | 13.19 | L | 131967 | 14.17 | L |
| 250 | TE250 | 13 | ---- | | | AB56146 | 27.36 | L | 131904 | 13.19 | L | 131967 | 14.17 | L |
| 250 | TE250 | 14 | 133014 | 34.94 | L | AB56146 | 27.36 | L | 131904 | 13.19 | L | 131967 | 14.17 | L |
| 300 | TE300 | 11 | 131736 | 48.87 | L | AB56146 | 27.36 | L | 131904 | 13.19 | L | 131967 | 14.17 | L |
| 300 | TE300 | 12 | 132762 | 37.17 | L | AB56146 | 27.36 | L | 131904 | 13.19 | L | 131967 | 14.17 | L |
| 300 | TE300 | 13 | ---- | | | AB56146 | 27.36 | L | 131904 | 13.19 | L | 131967 | 14.17 | L |
| 300 | TE300 | 14 | 133014 | 34.94 | L | AB56146 | 27.36 | L | 131904 | 13.19 | L | 131967 | 14.17 | L |
| 350 | FE350 | 13 | ---- | | | AB56146 | 27.36 | L | 131904 | 13.19 | L | 131967 | 14.17 | L |
| 350 | FE350 | 14 | 133014 | 34.94 | L | AB56146 | 27.36 | L | 131904 | 13.19 | L | 131967 | 14.17 | L |

- accessories
- body
- handlebar & grips
- cables & levers
- exhaust
- engine
- fuel & intake
- electrical & ignition
- clutch
- drive
- bearings
- brakes
- steering & suspension
- tires
- tools & shop

STEERING & SUSPENSION

ALL BALLS FORK BUSHING OIL & DUST SEAL KITS CONTINUED

| CC | MODEL | YEAR | FORK BUSHING KIT | | | FORK OIL SEAL & DUST SEAL KIT | | | FORK OIL SEAL ONLY KIT | | | FORK DUST SEAL ONLY KIT | | |
|---------------------------|---------|-------|------------------|-------|---|-------------------------------|-------|---|------------------------|-------|---|-------------------------|-------|---|
| HUSABERG CONTINUED | | | | | | | | | | | | | | |
| 390 | 390FE | 10-11 | 131736 | 48.87 | L | AB56146 | 27.36 | L | 131904 | 13.19 | L | 131967 | 14.17 | L |
| 450 | 450FC | 01-02 | 131720 | 44.38 | L | AB56146 | 27.36 | L | 131904 | 13.19 | L | 131967 | 14.17 | L |
| 450 | 450FC | 03-04 | 132425 | 48.87 | L | AB56146 | 27.36 | L | 131904 | 13.19 | L | 131967 | 14.17 | L |
| 450 | 450FC | 05 | 131719 | 41.60 | L | AB56146 | 27.36 | L | 131904 | 13.19 | L | 131967 | 14.17 | L |
| 450 | 450FE | 04 | 132425 | 48.87 | L | AB56146 | 27.36 | L | 131904 | 13.19 | L | 131967 | 14.17 | L |
| 450 | 450FE | 05-08 | 131719 | 41.60 | L | AB56146 | 27.36 | L | 131904 | 13.19 | L | 131967 | 14.17 | L |
| 450 | 450FE | 09-11 | 131736 | 48.87 | L | AB56146 | 27.36 | L | 131904 | 13.19 | L | 131967 | 14.17 | L |
| 450 | 450FE-E | 01-02 | 131720 | 44.38 | L | AB56146 | 27.36 | L | 131904 | 13.19 | L | 131967 | 14.17 | L |
| 450 | 450FE-E | 03 | 132425 | 48.87 | L | AB56146 | 27.36 | L | 131904 | 13.19 | L | 131967 | 14.17 | L |
| 450 | 450FS | 04 | 132425 | 48.87 | L | AB56146 | 27.36 | L | 131904 | 13.19 | L | 131967 | 14.17 | L |
| 450 | 450FS-C | 01-02 | 131720 | 44.38 | L | AB56146 | 27.36 | L | 131904 | 13.19 | L | 131967 | 14.17 | L |
| 450 | 450FS-C | 03 | 132425 | 48.87 | L | AB56146 | 27.36 | L | 131904 | 13.19 | L | 131967 | 14.17 | L |
| 450 | 450FS-C | 05-06 | 131719 | 41.60 | L | AB56146 | 27.36 | L | 131904 | 13.19 | L | 131967 | 14.17 | L |
| 450 | 450FS-E | 01-02 | 131720 | 44.38 | L | AB56146 | 27.36 | L | 131904 | 13.19 | L | 131967 | 14.17 | L |
| 450 | 450FS-E | 03 | 132425 | 48.87 | L | AB56146 | 27.36 | L | 131904 | 13.19 | L | 131967 | 14.17 | L |
| 450 | 450FS-E | 05-08 | 131719 | 41.60 | L | AB56146 | 27.36 | L | 131904 | 13.19 | L | 131967 | 14.17 | L |
| 450 | 450FX | 10-11 | 131736 | 48.87 | L | AB56146 | 27.36 | L | 131904 | 13.19 | L | 131967 | 14.17 | L |
| 450 | 450FX-E | 01-02 | 131720 | 44.38 | L | AB56146 | 27.36 | L | 131904 | 13.19 | L | 131967 | 14.17 | L |
| 450 | 450FX-E | 03 | 132425 | 48.87 | L | AB56146 | 27.36 | L | 131904 | 13.19 | L | 131967 | 14.17 | L |
| 450 | FE450 | 14 | 133014 | 34.94 | L | AB56146 | 27.36 | L | 131904 | 13.19 | L | 131967 | 14.17 | L |
| 501 | FE501 | 13 | ----- | | | AB56146 | 27.36 | L | 131904 | 13.19 | L | 131967 | 14.17 | L |
| 501 | FE501 | 14 | 133014 | 34.94 | L | AB56146 | 27.36 | L | 131904 | 13.19 | L | 131967 | 14.17 | L |
| 550 | 550FE | 07-08 | 131719 | 41.60 | L | AB56146 | 27.36 | L | 131904 | 13.19 | L | 131967 | 14.17 | L |
| 550 | 550FS-E | 07 | 131719 | 41.60 | L | AB56146 | 27.36 | L | 131904 | 13.19 | L | 131967 | 14.17 | L |
| 570 | 570FE | 09-11 | 131736 | 48.87 | L | AB56146 | 27.36 | L | 131904 | 13.19 | L | 131967 | 14.17 | L |
| 570 | 570FS | 10-11 | 131736 | 48.87 | L | AB56146 | 27.36 | L | 131904 | 13.19 | L | 131967 | 14.17 | L |
| 650 | 650FC | 04 | 132425 | 48.87 | L | AB56146 | 27.36 | L | 131904 | 13.19 | L | 131967 | 14.17 | L |
| 650 | 650FC | 05 | 131719 | 41.60 | L | AB56146 | 27.36 | L | 131904 | 13.19 | L | 131967 | 14.17 | L |
| 650 | 650FE | 04 | 132425 | 48.87 | L | AB56146 | 27.36 | L | 131904 | 13.19 | L | 131967 | 14.17 | L |
| 650 | 650FE | 05-08 | 131719 | 41.60 | L | AB56146 | 27.36 | L | 131904 | 13.19 | L | 131967 | 14.17 | L |
| 650 | 650FS | 04 | 132425 | 48.87 | L | AB56146 | 27.36 | L | 131904 | 13.19 | L | 131967 | 14.17 | L |
| 650 | 650FS | 08 | 131719 | 41.60 | L | AB56146 | 27.36 | L | 131904 | 13.19 | L | 131967 | 14.17 | L |
| 650 | 650FS-C | 05-06 | 131719 | 41.60 | L | AB56146 | 27.36 | L | 131904 | 13.19 | L | 131967 | 14.17 | L |
| 650 | 650FS-E | 05-07 | 131719 | 41.60 | L | AB56146 | 27.36 | L | 131904 | 13.19 | L | 131967 | 14.17 | L |
| HUSQVARNA | | | | | | | | | | | | | | |
| 85 | TC 85 | 14-15 | 133015 | 45.94 | L | AB56126 | 27.36 | L | 131888 | 13.19 | L | 131999 | 14.17 | L |
| 125 | CR125 | 96-08 | ----- | | | AB56149 | 27.36 | L | 131908 | 13.19 | L | 132000 | 14.17 | L |
| 125 | CR125 | 09 | ----- | | | AB56145 | 27.36 | L | 131903 | 13.19 | L | 132002 | 14.17 | L |
| 125 | CR125 | 10-13 | 131730 | 46.40 | L | AB56147 | 27.36 | L | 131905 | 13.19 | L | 131967 | 14.17 | L |
| 125 | TC 125 | 14 | 132762 | 37.17 | L | AB56146 | 27.36 | L | 131904 | 13.19 | L | 131967 | 14.17 | L |
| 125 | TC 125 | 15 | 133014 | 34.94 | L | AB56146 | 27.36 | L | 131904 | 13.19 | L | 131967 | 14.17 | L |
| 125 | TE 125 | 15 | 133014 | 34.94 | L | AB56146 | 27.36 | L | 131904 | 13.19 | L | 131967 | 14.17 | L |
| 125 | WR125 | 96-08 | ----- | | | AB56149 | 27.36 | L | 131908 | 13.19 | L | 132000 | 14.17 | L |
| 125 | WR125 | 09 | ----- | | | AB56145 | 27.36 | L | 131903 | 13.19 | L | 132002 | 14.17 | L |
| 125 | WR125 | 10-13 | 131730 | 46.40 | L | AB56147 | 27.36 | L | 131905 | 13.19 | L | 131967 | 14.17 | L |
| 250 | CR250 | 96 | ----- | | | AB56149 | 27.36 | L | 131908 | 13.19 | L | 132000 | 14.17 | L |
| 250 | CR250 | 97-98 | ----- | | | AB56142 | 27.36 | L | 131900 | 13.19 | L | 131962 | 14.17 | L |
| 250 | CR250 | 99-04 | ----- | | | AB56149 | 27.36 | L | 131908 | 13.19 | L | 132000 | 14.17 | L |
| 250 | FC 250 | 14 | 132762 | 37.17 | L | AB56146 | 27.36 | L | 131904 | 13.19 | L | 131967 | 14.17 | L |
| 250 | FC 250 | 15 | 133014 | 34.94 | L | AB56146 | 27.36 | L | 131904 | 13.19 | L | 131967 | 14.17 | L |
| 250 | FE 250 | 14 | 132762 | 37.17 | L | AB56146 | 27.36 | L | 131904 | 13.19 | L | 131967 | 14.17 | L |
| 250 | FE 250 | 15 | 133014 | 34.94 | L | AB56146 | 27.36 | L | 131904 | 13.19 | L | 131967 | 14.17 | L |
| 250 | TC 250 | 14 | 132762 | 37.17 | L | AB56146 | 27.36 | L | 131904 | 13.19 | L | 131967 | 14.17 | L |
| 250 | TC 250 | 15 | 133014 | 34.94 | L | AB56146 | 27.36 | L | 131904 | 13.19 | L | 131967 | 14.17 | L |
| 250 | TC250 | 03-07 | ----- | | | AB56149 | 27.36 | L | 131908 | 13.19 | L | 132000 | 14.17 | L |
| 250 | TC250 | 08-09 | ----- | | | AB56145 | 27.36 | L | 131903 | 13.19 | L | 132002 | 14.17 | L |
| 250 | TC250 | 10-13 | 131730 | 46.40 | L | AB56147 | 27.36 | L | 131905 | 13.19 | L | 131967 | 14.17 | L |
| 250 | TE 250 | 14 | 132762 | 37.17 | L | AB56146 | 27.36 | L | 131904 | 13.19 | L | 131967 | 14.17 | L |
| 250 | TE 250 | 15 | 133014 | 34.94 | L | AB56146 | 27.36 | L | 131904 | 13.19 | L | 131967 | 14.17 | L |
| 250 | TE250 | 03-07 | ----- | | | AB56149 | 27.36 | L | 131908 | 13.19 | L | 132000 | 14.17 | L |
| 250 | TE250 | 08-09 | ----- | | | AB56145 | 27.36 | L | 131903 | 13.19 | L | 132002 | 14.17 | L |

STEERING & SUSPENSION

ALL BALLS FORK BUSHING OIL & DUST SEAL KITS CONTINUED

| CC | MODEL | YEAR | FORK BUSHING KIT | | FORK OIL SEAL & DUST SEAL KIT | | | FORK OIL SEAL ONLY KIT | | | FORK DUST SEAL ONLY KIT | | | |
|----------------------------|---------------|-------|------------------|-------|-------------------------------|---------|-------|------------------------|--------|-------|-------------------------|--------|-------|---|
| HUSQVARNA CONTINUED | | | | | | | | | | | | | | |
| 250 | TE250 | 10-13 | 131730 | 46.40 | L | AB56147 | 27.36 | L | 131905 | 13.19 | L | 131967 | 14.17 | L |
| 250 | TXC250 | 08-09 | ----- | | | AB56145 | 27.36 | L | 131903 | 13.19 | L | 132002 | 14.17 | L |
| 250 | TXC250 | 10-13 | 131730 | 46.40 | L | AB56147 | 27.36 | L | 131905 | 13.19 | L | 131967 | 14.17 | L |
| 250 | WR250 | 98 | ----- | | | AB56145 | 27.36 | L | 131903 | 13.19 | L | 132002 | 14.17 | L |
| 250 | WR250 | 99-08 | ----- | | | AB56149 | 27.36 | L | 131908 | 13.19 | L | 132000 | 14.17 | L |
| 250 | WR250 | 09 | ----- | | | AB56145 | 27.36 | L | 131903 | 13.19 | L | 132002 | 14.17 | L |
| 250 | WR250 | 10-13 | 131730 | 46.40 | L | AB56147 | 27.36 | L | 131905 | 13.19 | L | 131967 | 14.17 | L |
| 300 | TE 300 | 14 | 132762 | 37.17 | L | AB56146 | 27.36 | L | 131904 | 13.19 | L | 131967 | 14.17 | L |
| 300 | TE 300 | 15 | 133014 | 34.94 | L | AB56146 | 27.36 | L | 131904 | 13.19 | L | 131967 | 14.17 | L |
| 300 | WR300 | 08-09 | ----- | | | AB56145 | 27.36 | L | 131903 | 13.19 | L | 132002 | 14.17 | L |
| 300 | WR300 | 10-13 | 131730 | 46.40 | L | AB56147 | 27.36 | L | 131905 | 13.19 | L | 131967 | 14.17 | L |
| 310 | TE310 | 09 | ----- | | | AB56145 | 27.36 | L | 131903 | 13.19 | L | 132002 | 14.17 | L |
| 310 | TE310 | 10-13 | 131730 | 46.40 | L | AB56147 | 27.36 | L | 131905 | 13.19 | L | 131967 | 14.17 | L |
| 310 | TXC310 | 12-13 | 131730 | 46.40 | L | AB56147 | 27.36 | L | 131905 | 13.19 | L | 131967 | 14.17 | L |
| 350 | FC 350 | 14 | 132762 | 37.17 | L | AB56146 | 27.36 | L | 131904 | 13.19 | L | 131967 | 14.17 | L |
| 350 | FC 350 | 15 | 133014 | 34.94 | L | AB56146 | 27.36 | L | 131904 | 13.19 | L | 131967 | 14.17 | L |
| 350 | FE 350 | 14 | 132762 | 37.17 | L | AB56146 | 27.36 | L | 131904 | 13.19 | L | 131967 | 14.17 | L |
| 350 | FE 350 | 15 | 133014 | 34.94 | L | AB56146 | 27.36 | L | 131904 | 13.19 | L | 131967 | 14.17 | L |
| 350 | FE 350S | 15 | 133014 | 34.94 | L | AB56146 | 27.36 | L | 131904 | 13.19 | L | 131967 | 14.17 | L |
| 360 | WR360 | 96 | ----- | | | AB56149 | 27.36 | L | 131908 | 13.19 | L | 132000 | 14.17 | L |
| 360 | WR360 | 97-98 | ----- | | | AB56145 | 27.36 | L | 131903 | 13.19 | L | 132002 | 14.17 | L |
| 360 | WR360 | 99-02 | ----- | | | AB56149 | 27.36 | L | 131908 | 13.19 | L | 132000 | 14.17 | L |
| 400 | SM400R | 04 | ----- | | | AB56149 | 27.36 | L | 131908 | 13.19 | L | 132000 | 14.17 | L |
| 400 | TE400 | 01 | ----- | | | AB56149 | 27.36 | L | 131908 | 13.19 | L | 132000 | 14.17 | L |
| 410 | TE410 | 96 | ----- | | | AB56149 | 27.36 | L | 131908 | 13.19 | L | 132000 | 14.17 | L |
| 410 | TE410 | 97-98 | ----- | | | AB56145 | 27.36 | L | 131903 | 13.19 | L | 132002 | 14.17 | L |
| 410 | TE410 | 99-01 | ----- | | | AB56149 | 27.36 | L | 131908 | 13.19 | L | 132000 | 14.17 | L |
| 450 | FC 450 | 14 | 132762 | 37.17 | L | AB56146 | 27.36 | L | 131904 | 13.19 | L | 131967 | 14.17 | L |
| 450 | FC 450 | 15 | 133014 | 34.94 | L | AB56146 | 27.36 | L | 131904 | 13.19 | L | 131967 | 14.17 | L |
| 450 | FE 450 | 14 | 132762 | 37.17 | L | AB56146 | 27.36 | L | 131904 | 13.19 | L | 131967 | 14.17 | L |
| 450 | SM450 | 10 | 131730 | 46.40 | L | AB56147 | 27.36 | L | 131905 | 13.19 | L | 131967 | 14.17 | L |
| 450 | SM450R | 03-05 | ----- | | | AB56149 | 27.36 | L | 131908 | 13.19 | L | 132000 | 14.17 | L |
| 450 | SM450R | 06-09 | ----- | | | AB56145 | 27.36 | L | 131903 | 13.19 | L | 132002 | 14.17 | L |
| 450 | TC450 | 03-05 | ----- | | | AB56149 | 27.36 | L | 131908 | 13.19 | L | 132000 | 14.17 | L |
| 450 | TC450 | 06-09 | ----- | | | AB56145 | 27.36 | L | 131903 | 13.19 | L | 132002 | 14.17 | L |
| 450 | TC450 | 10 | 131730 | 46.40 | L | AB56147 | 27.36 | L | 131905 | 13.19 | L | 131967 | 14.17 | L |
| 450 | TE TC TXC 449 | 11-13 | 131730 | 46.40 | L | AB56147 | 27.36 | L | 131905 | 13.19 | L | 131967 | 14.17 | L |
| 450 | TE450 | 03-05 | ----- | | | AB56149 | 27.36 | L | 131908 | 13.19 | L | 132000 | 14.17 | L |
| 450 | TE450 | 06-09 | ----- | | | AB56145 | 27.36 | L | 131903 | 13.19 | L | 132002 | 14.17 | L |
| 450 | TE450 | 10 | 131730 | 46.40 | L | AB56147 | 27.36 | L | 131905 | 13.19 | L | 131967 | 14.17 | L |
| 450 | TXC450 | 08-09 | ----- | | | AB56145 | 27.36 | L | 131903 | 13.19 | L | 132002 | 14.17 | L |
| 450 | TXC450 | 10 | 131730 | 46.40 | L | AB56147 | 27.36 | L | 131905 | 13.19 | L | 131967 | 14.17 | L |
| 500 | FE 501 | 14 | 132762 | 37.17 | L | AB56146 | 27.36 | L | 131904 | 13.19 | L | 131967 | 14.17 | L |
| 500 | FE 501 | 15 | 133014 | 34.94 | L | AB56146 | 27.36 | L | 131904 | 13.19 | L | 131967 | 14.17 | L |
| 500 | FE 501S | 15 | 133014 | 34.94 | L | AB56146 | 27.36 | L | 131904 | 13.19 | L | 131967 | 14.17 | L |
| 510 | SM510 | 10 | 131730 | 46.40 | L | AB56147 | 27.36 | L | 131905 | 13.19 | L | 131967 | 14.17 | L |
| 510 | SM510R | 05 | ----- | | | AB56149 | 27.36 | L | 131908 | 13.19 | L | 132000 | 14.17 | L |
| 510 | SM510R | 06-09 | ----- | | | AB56145 | 27.36 | L | 131903 | 13.19 | L | 132002 | 14.17 | L |
| 510 | TC510 | 05 | ----- | | | AB56149 | 27.36 | L | 131908 | 13.19 | L | 132000 | 14.17 | L |
| 510 | TC510 | 06-09 | ----- | | | AB56145 | 27.36 | L | 131903 | 13.19 | L | 132002 | 14.17 | L |
| 510 | TE510 | 04-05 | ----- | | | AB56149 | 27.36 | L | 131908 | 13.19 | L | 132000 | 14.17 | L |
| 510 | TE510 | 06-09 | ----- | | | AB56145 | 27.36 | L | 131903 | 13.19 | L | 132002 | 14.17 | L |
| 510 | TE510 | 10 | 131730 | 46.40 | L | AB56147 | 27.36 | L | 131905 | 13.19 | L | 131967 | 14.17 | L |
| 510 | TXC510 | 08-09 | ----- | | | AB56145 | 27.36 | L | 131903 | 13.19 | L | 132002 | 14.17 | L |
| 510 | TXC510 | 10 | 131730 | 46.40 | L | AB56147 | 27.36 | L | 131905 | 13.19 | L | 131967 | 14.17 | L |
| 511 | TE TXC 511 | 12-13 | 131730 | 46.40 | L | AB56147 | 27.36 | L | 131905 | 13.19 | L | 131967 | 14.17 | L |
| 530 | SM530R | 09 | ----- | | | AB56145 | 27.36 | L | 131903 | 13.19 | L | 132002 | 14.17 | L |
| 570 | SMR570 | 01-04 | ----- | | | AB56149 | 27.36 | L | 131908 | 13.19 | L | 132000 | 14.17 | L |
| 570 | TC570 | 01-02 | ----- | | | AB56149 | 27.36 | L | 131908 | 13.19 | L | 132000 | 14.17 | L |
| 570 | TE570 | 01-04 | ----- | | | AB56149 | 27.36 | L | 131908 | 13.19 | L | 132000 | 14.17 | L |
| 610 | SM610 | 01-08 | ----- | | | AB56149 | 27.36 | L | 131908 | 13.19 | L | 132000 | 14.17 | L |
| 610 | SM-E610 | 99-01 | ----- | | | AB56149 | 27.36 | L | 131908 | 13.19 | L | 132000 | 14.17 | L |

- accessories
- body
- handlebar & grips
- cables & levers
- exhaust
- engine
- fuel & intake
- electrical & ignition
- clutch
- drive
- bearings
- brakes
- steering & suspension
- tires
- tools & shop

STEERING & SUSPENSION

ALL BALLS FORK BUSHING OIL & DUST SEAL KITS CONTINUED

| CC | MODEL | YEAR | FORK BUSHING KIT | | FORK OIL SEAL & DUST SEAL KIT | | | FORK OIL SEAL ONLY KIT | | | FORK DUST SEAL ONLY KIT | | | |
|----------------------------|--------------------|-------|------------------|-------|-------------------------------|---------|-------|------------------------|--------|-------|-------------------------|--------|-------|---|
| HUSQVARNA CONTINUED | | | | | | | | | | | | | | |
| 610 | SMR610 | 00-01 | ---- | | AB56149 | 27.36 | L | 131908 | 13.19 | L | 132000 | 14.17 | L | |
| 610 | TC610 | 96-98 | ---- | | AB56145 | 27.36 | L | 131903 | 13.19 | L | 132002 | 14.17 | L | |
| 610 | TC610 | 99-01 | ---- | | AB56149 | 27.36 | L | 131908 | 13.19 | L | 132000 | 14.17 | L | |
| 610 | TE610 | 98 | ---- | | AB56145 | 27.36 | L | 131903 | 13.19 | L | 132002 | 14.17 | L | |
| 610 | TE610 | 99-08 | ---- | | AB56149 | 27.36 | L | 131908 | 13.19 | L | 132000 | 14.17 | L | |
| 610 | TE-E610 | 99-01 | ---- | | AB56149 | 27.36 | L | 131908 | 13.19 | L | 132000 | 14.17 | L | |
| 630 | SMS630 | 10-11 | ---- | | AB56149 | 27.36 | L | 131908 | 13.19 | L | 132000 | 14.17 | L | |
| 630 | TE630 | 10-11 | ---- | | AB56149 | 27.36 | L | 131908 | 13.19 | L | 132000 | 14.17 | L | |
| KAWASAKI | | | | | | | | | | | | | | |
| 60 | KX60 | 83-03 | ---- | | 132759 | 27.36 | L | 131878 | 13.19 | L | 131986 | 14.17 | L | |
| 65 | KX65 | 00-15 | ---- | | AB56113 | 27.36 | L | 131881 | 13.19 | L | 131975 | 14.17 | L | |
| 80 | KD80 | 75-87 | ---- | | ---- | | | 131876 | 13.19 | L | ---- | | | |
| 80 | KD80 | 88-90 | ---- | | AB56101 | 27.36 | L | 131876 | 13.19 | L | 131988 | 14.17 | L | |
| 80 | KDX80 | 80-88 | ---- | | 132759 | 27.36 | L | 131878 | 13.19 | L | 131986 | 14.17 | L | |
| 80 | KX80 | 79-81 | ---- | | 132759 | 27.36 | L | 131878 | 13.19 | L | 131986 | 14.17 | L | |
| 80 | KX80 | 82 | ---- | | ---- | | | ---- | | | 131986 | 14.17 | L | |
| 80 | KX80 | 83 | ---- | | AB56114 | 27.36 | L | 131881 | 13.19 | L | 131993 | 14.17 | L | |
| 80 | KX80 | 84-85 | ---- | | AB56112 | 27.36 | L | 131880 | 13.19 | L | 131987 | 14.17 | L | |
| 80 | KX80 | 86-87 | ---- | | AB56117 | 27.36 | L | 131882 | 13.19 | L | 131992 | 14.17 | L | |
| 80 | KX80 | 88-89 | ---- | | AB56116 | 27.36 | L | 131882 | 13.19 | L | 131983 | 14.17 | L | |
| 80 | KX80 | 90-91 | ---- | | AB56115 | 27.36 | L | 131882 | 13.19 | L | 131974 | 14.17 | L | |
| 80 | KX80 | 92-97 | ---- | | AB56124 | 27.36 | L | 131886 | 13.19 | L | 131981 | 14.17 | L | |
| 80 | KX80 | 98-00 | 131721 | 39.07 | L | AB56121 | 27.36 | L | 131884 | 13.19 | L | 131972 | 14.17 | L |
| 80 | KX80 BIG WHEEL | 92-94 | 131721 | 39.07 | L | AB56121 | 27.36 | L | 131884 | 13.19 | L | 131972 | 14.17 | L |
| 85 | KX85 | 01-15 | 131721 | 39.07 | L | AB56121 | 27.36 | L | 131884 | 13.19 | L | 131972 | 14.17 | L |
| 100 | KD100 | 76-79 | ---- | | ---- | | | 131876 | 13.19 | L | ---- | | | |
| 100 | KE100 | 76-01 | ---- | | AB56105 | 27.36 | L | 131877 | 13.19 | L | 131985 | 14.17 | L | |
| 100 | KM100 | 76-81 | ---- | | ---- | | | 131876 | 13.19 | L | ---- | | | |
| 100 | KX100 | 95-15 | 131721 | 39.07 | L | AB56121 | 27.36 | L | 131884 | 13.19 | L | 131972 | 14.17 | L |
| 110 | KLX110 | 02-16 | ---- | | 132759 | 27.36 | L | 131878 | 13.19 | L | 131986 | 14.17 | L | |
| 110 | KLX110L | 10-16 | ---- | | 132759 | 27.36 | L | 131878 | 13.19 | L | 131986 | 14.17 | L | |
| 125 | KD125 | 75-79 | ---- | | ---- | | | 132756 | 13.19 | L | ---- | | | |
| 125 | KE125 | 76-81 | ---- | | ---- | | | 132756 | 13.19 | L | ---- | | | |
| 125 | KLX125 | 03-06 | ---- | | ---- | | | 131878 | 13.19 | L | ---- | | | |
| 125 | KLX125L | 03-06 | ---- | | ---- | | | 131878 | 13.19 | L | ---- | | | |
| 125 | KX125 | 74-76 | ---- | | ---- | | | 132756 | 13.19 | L | ---- | | | |
| 125 | KX125 | 78-79 | ---- | | AB56120 | 27.36 | L | 131883 | 13.19 | L | 131982 | 14.17 | L | |
| 125 | KX125 | 80-81 | ---- | | AB56124 | 27.36 | L | 131886 | 13.19 | L | 131981 | 14.17 | L | |
| 125 | KX125 | 82 | ---- | | AB56128 | 27.36 | L | 131890 | 13.19 | L | 131980 | 14.17 | L | |
| 125 | KX125 | 83 | ---- | | AB56136 | 27.36 | L | 131895 | 13.19 | L | 131979 | 14.17 | L | |
| 125 | KX125 | 84-87 | 131714 | 37.44 | L | AB56136 | 27.36 | L | 131895 | 13.19 | L | 131979 | 14.17 | L |
| 125 | KX125 | 88 | 131714 | 37.44 | L | AB56138 | 27.36 | L | 131896 | 13.19 | L | 131979 | 14.17 | L |
| 125 | KX125 | 89 | 131733 | 51.04 | L | AB56140 | 27.36 | L | 131898 | 13.19 | L | 131978 | 14.17 | L |
| 125 | KX125 | 90 | 131732 | 51.04 | L | AB56129 | 27.36 | L | 131891 | 13.19 | L | 131969 | 14.17 | L |
| 125 | KX125 | 91-95 | 131731 | 49.93 | L | AB56137 | 27.36 | L | 131896 | 13.19 | L | 131964 | 14.17 | L |
| 125 | KX125 | 96-01 | 131694 | 35.29 | L | AB56141 | 27.36 | L | 131899 | 13.19 | L | 131965 | 14.17 | L |
| 125 | KX125 | 02-03 | 131728 | 39.07 | L | AB56147 | 27.36 | L | 131905 | 13.19 | L | 131967 | 14.17 | L |
| 125 | KX125 | 04-05 | 131729 | 38.23 | L | AB56147 | 27.36 | L | 131905 | 13.19 | L | 131967 | 14.17 | L |
| 140 | KLX140 | 08-16 | ---- | | ---- | | | 131881 | 13.19 | L | ---- | | | |
| 140 | KLX140L | 08-16 | ---- | | ---- | | | 131881 | 13.19 | L | ---- | | | |
| 175 | KDX175 | 80-82 | ---- | | AB56120 | 27.36 | L | 131883 | 13.19 | L | 131982 | 14.17 | L | |
| 175 | KE175 | 80-83 | ---- | | 132913 | 27.50 | L | 131882 | 13.19 | L | 132916 | 14.17 | L | |
| 200 | KDX200 | 83-85 | ---- | | AB56124 | 27.36 | L | 131886 | 13.19 | L | 131981 | 14.17 | L | |
| 200 | KDX200 | 86-92 | 131714 | 37.44 | L | AB56136 | 27.36 | L | 131895 | 13.19 | L | 131979 | 14.17 | L |
| 200 | KDX200 | 93-94 | ---- | | AB56129 | 27.36 | L | 131891 | 13.19 | L | 131969 | 14.17 | L | |
| 200 | KDX200 | 95-06 | 131725 | 39.07 | L | AB56138 | 27.36 | L | 131896 | 13.19 | L | 131979 | 14.17 | L |
| 220 | KDX220 | 97-05 | 131725 | 39.07 | L | AB56138 | 27.36 | L | 131896 | 13.19 | L | 131979 | 14.17 | L |
| 250 | KDX250 | 80-84 | ---- | | AB56124 | 27.36 | L | 131886 | 13.19 | L | 131981 | 14.17 | L | |
| 250 | KDX250 | 91-94 | 131726 | 39.07 | L | AB56137 | 27.36 | L | 131896 | 13.19 | L | 131964 | 14.17 | L |
| 250 | KE250 | 77-79 | ---- | | ---- | | | 131882 | 13.19 | L | ---- | | | |
| 250 | KL250 SUPER SHERPA | 00-10 | 131695 | 38.82 | L | AB56120 | 27.36 | L | 131883 | 13.19 | L | 131982 | 14.17 | L |

STEERING & SUSPENSION

ALL BALLS FORK BUSHING OIL & DUST SEAL KITS CONTINUED

| CC | MODEL | YEAR | FORK BUSHING KIT | | | FORK OIL SEAL & DUST SEAL KIT | | | FORK OIL SEAL ONLY KIT | | | FORK DUST SEAL ONLY KIT | | |
|---------------------------|---------------|--------|------------------|-------|---|-------------------------------|-------|---|------------------------|-------|---|-------------------------|-------|---|
| KAWASAKI CONTINUED | | | | | | | | | | | | | | |
| 250 | KLR250 | 85-05 | 131727 | 39.93 | L | AB56120 | 27.36 | L | 131883 | 13.19 | L | 131982 | 14.17 | L |
| 250 | KLX250 | 79-80 | ---- | | | AB56120 | 27.36 | L | 131883 | 13.19 | L | 131982 | 14.17 | L |
| 250 | KLX250R | 94 -96 | 131726 | 39.07 | L | AB56137 | 27.36 | L | 131896 | 13.19 | L | 131964 | 14.17 | L |
| 250 | KLX250S | 06-14 | 131726 | 39.07 | L | AB56137 | 27.36 | L | 131896 | 13.19 | L | 131964 | 14.17 | L |
| 250 | KLX250SF | 09-10 | 131726 | 39.07 | L | AB56137 | 27.36 | L | 131896 | 13.19 | L | 131964 | 14.17 | L |
| 250 | KX250 | 74-76 | ---- | | | ---- | | | 131883 | 13.19 | L | ---- | | |
| 250 | KX250 | 78 | ---- | | | AB56120 | 27.36 | L | 131883 | 13.19 | L | 131982 | 14.17 | L |
| 250 | KX250 | 79-81 | ---- | | | AB56124 | 27.36 | L | 131886 | 13.19 | L | 131981 | 14.17 | L |
| 250 | KX250 | 82 | ---- | | | AB56136 | 27.36 | L | 131895 | 13.19 | L | 131979 | 14.17 | L |
| 250 | KX250 | 83-87 | 131714 | 37.44 | L | AB56136 | 27.36 | L | 131895 | 13.19 | L | 131979 | 14.17 | L |
| 250 | KX250 | 88 | 131714 | 37.44 | L | AB56138 | 27.36 | L | 131896 | 13.19 | L | 131979 | 14.17 | L |
| 250 | KX250 | 89 | 131733 | 51.04 | L | AB56140 | 27.36 | L | 131898 | 13.19 | L | 131978 | 14.17 | L |
| 250 | KX250 | 90 | 131732 | 51.04 | L | AB56129 | 27.36 | L | 131891 | 13.19 | L | 131969 | 14.17 | L |
| 250 | KX250 | 91-95 | 131731 | 49.93 | L | AB56137 | 27.36 | L | 131896 | 13.19 | L | 131964 | 14.17 | L |
| 250 | KX250 | 96-01 | 131694 | 35.29 | L | AB56141 | 27.36 | L | 131899 | 13.19 | L | 131965 | 14.17 | L |
| 250 | KX250 | 02-03 | 131728 | 39.07 | L | AB56147 | 27.36 | L | 131905 | 13.19 | L | 131967 | 14.17 | L |
| 250 | KX250 | 04-07 | 131729 | 38.23 | L | AB56147 | 27.36 | L | 131905 | 13.19 | L | 131967 | 14.17 | L |
| 250 | KX250F | 04-05 | 131729 | 38.23 | L | AB56147 | 27.36 | L | 131905 | 13.19 | L | 131967 | 14.17 | L |
| 250 | KX250F | 06-12 | 131697 | 46.40 | L | AB56142 | 27.36 | L | 131900 | 13.19 | L | 131962 | 14.17 | L |
| 250 | KX250F | 13-16 | 133017 | 34.94 | L | AB56147 | 27.36 | L | 131905 | 13.19 | L | 131967 | 14.17 | L |
| 300 | KLX300(R) | 97-07 | 131726 | 39.07 | L | AB56137 | 27.36 | L | 131896 | 13.19 | L | 131964 | 14.17 | L |
| 400 | KDX400 | 79-80 | ---- | | | AB56124 | 27.36 | L | 131886 | 13.19 | L | 131981 | 14.17 | L |
| 400 | KLX400R | 03-04 | 132761 | 39.07 | L | AB56144 | 27.36 | L | 131902 | 13.19 | L | 131966 | 14.17 | L |
| 400 | KLX400SR | 03-04 | 132761 | 39.07 | L | AB56144 | 27.36 | L | 131902 | 13.19 | L | 131966 | 14.17 | L |
| 400 | KX400 | 75-76 | ---- | | | 133926 | 27.36 | L | 131883 | 13.19 | L | 133936 | 14.17 | L |
| 420 | KDX420 | 81 | ---- | | | AB56124 | 27.36 | L | 131886 | 13.19 | L | 131981 | 14.17 | L |
| 420 | KX420 | 80-81 | ---- | | | AB56124 | 27.36 | L | 131886 | 13.19 | L | 131981 | 14.17 | L |
| 450 | KDX450 | 82 | ---- | | | AB56124 | 27.36 | L | 131886 | 13.19 | L | 131981 | 14.17 | L |
| 450 | KLX450R | 08-09 | 131730 | 46.40 | L | AB56147 | 27.36 | L | 131905 | 13.19 | L | 131967 | 14.17 | L |
| 450 | KX450F | 06-07 | 131730 | 46.40 | L | AB56147 | 27.36 | L | 131905 | 13.19 | L | 131967 | 14.17 | L |
| 450 | KX450F | 08-12 | 131737 | 24.43 | L | AB56147 | 27.36 | L | 131905 | 13.19 | L | 131967 | 14.17 | L |
| 450 | KX450F | 13-14 | 133016 | 34.94 | L | 132673 | 27.50 | L | 132870 | 18.90 | L | 131967 | 14.17 | L |
| 450 | KX450F | 15-16 | ---- | | | AB56144 | 27.36 | L | 131902 | 13.19 | L | 131966 | 14.17 | L |
| 500 | KX500 | 83-87 | 131714 | 37.44 | L | AB56136 | 27.36 | L | 131895 | 13.19 | L | 131979 | 14.17 | L |
| 500 | KX500 | 88 | 131714 | 37.44 | L | AB56138 | 27.36 | L | 131896 | 13.19 | L | 131979 | 14.17 | L |
| 500 | KX500 | 89 | 131733 | 51.04 | L | AB56140 | 27.36 | L | 131898 | 13.19 | L | 131978 | 14.17 | L |
| 500 | KX500 | 90 | 131732 | 51.04 | L | AB56129 | 27.36 | L | 131891 | 13.19 | L | 131969 | 14.17 | L |
| 500 | KX500 | 91-96 | 131731 | 49.93 | L | AB56137 | 27.36 | L | 131896 | 13.19 | L | 131964 | 14.17 | L |
| 500 | KX500 | 97-04 | 131694 | 35.29 | L | AB56141 | 27.36 | L | 131899 | 13.19 | L | 131965 | 14.17 | L |
| 600 | KL600 | 84-86 | ---- | | | AB56124 | 27.36 | L | 131886 | 13.19 | L | 131981 | 14.17 | L |
| 650 | KL650 A (KLR) | 87-07 | ---- | | | AB56124 | 27.36 | L | 131886 | 13.19 | L | 131981 | 14.17 | L |
| 650 | KL650 B (KLR) | 90-91 | ---- | | | AB56124 | 27.36 | L | 131886 | 13.19 | L | 131981 | 14.17 | L |
| 650 | KL650 E (KLR) | 08-15 | 132869 | 35.94 | L | AB56129 | 27.36 | L | 131891 | 13.19 | L | 131969 | 14.17 | L |
| 650 | KLX650 C | 93-96 | 131726 | 39.07 | L | AB56137 | 27.36 | L | 131896 | 13.19 | L | 131964 | 14.17 | L |
| 650 | KLX650D1 | 96 | 131726 | 39.07 | L | AB56137 | 27.36 | L | 131896 | 13.19 | L | 131964 | 14.17 | L |
| 650 | KLX650R | 93-96 | 131726 | 39.07 | L | AB56137 | 27.36 | L | 131896 | 13.19 | L | 131964 | 14.17 | L |
| KTM | | | | | | | | | | | | | | |
| 50 | 50 SX | 06-11 | ---- | | | AB56154 | 27.36 | L | 131889 | 13.19 | L | 132003 | 14.17 | L |
| 50 | 50 SX | 12-16 | ---- | | | 132871 | 33.90 | L | 132669 | 19.90 | L | 132675 | 14.50 | L |
| 50 | 50 SXS | 11-12 | ---- | | | AB56154 | 27.36 | L | 131889 | 13.19 | L | 132003 | 14.17 | L |
| 50 | 50 SXS | 13-14 | ---- | | | 132871 | 33.90 | L | 132669 | 19.90 | L | 132675 | 14.50 | L |
| 50 | JR ADV 50 | 01 | ---- | | | AB56127 | 27.36 | L | 131889 | 13.19 | L | 131997 | 14.17 | L |
| 50 | JR ADV 50 | 02-03 | ---- | | | AB56154 | 27.36 | L | 131889 | 13.19 | L | 132003 | 14.17 | L |
| 50 | MINI ADV 50 | 97-00 | ---- | | | AB56127 | 27.36 | L | 131889 | 13.19 | L | 131997 | 14.17 | L |
| 50 | MINI ADV 50 | 02-07 | ---- | | | AB56154 | 27.36 | L | 131889 | 13.19 | L | 132003 | 14.17 | L |
| 50 | SM 50 | 06 | ---- | | | AB56154 | 27.36 | L | 131889 | 13.19 | L | 132003 | 14.17 | L |
| 50 | SR ADV 50 | 02-07 | ---- | | | AB56154 | 27.36 | L | 131889 | 13.19 | L | 132003 | 14.17 | L |
| 50 | SX 50 MINI | 08-11 | ---- | | | AB56154 | 27.36 | L | 131889 | 13.19 | L | 132003 | 14.17 | L |
| 50 | SX 50 MINI | 12-16 | ---- | | | 132871 | 33.90 | L | 132669 | 19.90 | L | 132675 | 14.50 | L |
| 50 | SX PRO JR 50 | 98-01 | ---- | | | AB56127 | 27.36 | L | 131889 | 13.19 | L | 131997 | 14.17 | L |
| 50 | SX PRO JR 50 | 02-09 | ---- | | | AB56154 | 27.36 | L | 131889 | 13.19 | L | 132003 | 14.17 | L |

- accessories
- body
- handlebar & grips
- cables & levers
- exhaust
- engine
- fuel & intake
- electrical & ignition
- clutch
- drive
- bearings
- brakes
- steering & suspension
- tires
- tools & shop

STEERING & SUSPENSION

ALL BALLS FORK BUSHING OIL & DUST SEAL KITS CONTINUED

| CC | MODEL | YEAR | FORK BUSHING KIT | | FORK OIL SEAL & DUST SEAL KIT | | | FORK OIL SEAL ONLY KIT | | FORK DUST SEAL ONLY KIT | | | | |
|----------------------|--------------------------|-------|------------------|-------|-------------------------------|---------|-------|------------------------|--------|-------------------------|--------|--------|-------|---|
| KTM CONTINUED | | | | | | | | | | | | | | |
| 50 | SX PRO SR 50 | 98-99 | ---- | | AB56127 | 27.36 | L | 131889 | 13.19 | L | 131997 | 14.17 | L | |
| 50 | SX PRO SR 50 | 02-05 | ---- | | AB56154 | 27.36 | L | 131889 | 13.19 | L | 132003 | 14.17 | L | |
| 50 | SX SR 50 | 00 | ---- | | AB56127 | 27.36 | L | 131889 | 13.19 | L | 131997 | 14.17 | L | |
| 50 | SXR PRO JR 50 | 97 | ---- | | AB56127 | 27.36 | L | 131889 | 13.19 | L | 131997 | 14.17 | L | |
| 50 | SXR PRO SR 50 | 97 | ---- | | AB56127 | 27.36 | L | 131889 | 13.19 | L | 131997 | 14.17 | L | |
| 60 | SX 60 | 98-00 | ---- | | AB56127 | 27.36 | L | 131889 | 13.19 | L | 131997 | 14.17 | L | |
| 65 | SX 65 | 98-01 | ---- | | AB56127 | 27.36 | L | 131889 | 13.19 | L | 131997 | 14.17 | L | |
| 65 | SX 65 | 02-11 | ---- | | AB56143 | 27.36 | L | 131901 | 13.19 | L | 132001 | 14.17 | L | |
| 65 | SX 65 | 12-16 | ---- | | 132871 | 33.90 | L | 132669 | 19.90 | L | 132675 | 14.50 | L | |
| 65 | SXS 65 | 13-14 | ---- | | 132871 | 33.90 | L | 132669 | 19.90 | L | 132675 | 14.50 | L | |
| 65 | XC 65 | 08-09 | ---- | | AB56143 | 27.36 | L | 131901 | 13.19 | L | 132001 | 14.17 | L | |
| 85 | SX 85 | 03-13 | 131717 | 42.49 | L | AB56126 | 27.36 | L | 131888 | 13.19 | L | 131999 | 14.17 | L |
| 85 | SX 85 | 14-16 | 133015 | 45.94 | L | AB56126 | 27.36 | L | 131888 | 13.19 | L | 131999 | 14.17 | L |
| 85 | SXS 85 | 13-14 | 131717 | 42.49 | L | AB56126 | 27.36 | L | 131888 | 13.19 | L | 131999 | 14.17 | L |
| 85 | XC 85 | 08-09 | 131717 | 42.49 | L | AB56126 | 27.36 | L | 131888 | 13.19 | L | 131999 | 14.17 | L |
| 105 | SX 105 | 0611 | 131717 | 42.49 | L | AB56126 | 27.36 | L | 131888 | 13.19 | L | 131999 | 14.17 | L |
| 105 | XC 105 | 08-09 | 131717 | 42.49 | L | AB56126 | 27.36 | L | 131888 | 13.19 | L | 131999 | 14.17 | L |
| 125 | EGS 125 | 96-99 | ---- | | AB56149 | 27.36 | L | 131908 | 13.19 | L | 132000 | 14.17 | L | |
| 125 | EXC 125 | 96-99 | ---- | | AB56149 | 27.36 | L | 131908 | 13.19 | L | 132000 | 14.17 | L | |
| 125 | EXC 125 | 00-01 | 131718 | 42.49 | L | AB56126 | 27.36 | L | 131888 | 13.19 | L | 131999 | 14.17 | L |
| 125 | EXC 125 | 02 | ---- | | ---- | | ---- | | ---- | | ---- | | | |
| 125 | EXC 125 | 03-04 | 132425 | 48.87 | L | AB56146 | 27.36 | L | 131904 | 13.19 | L | 131967 | 14.17 | L |
| 125 | EXC 125 | 05-09 | 131719 | 41.60 | L | AB56146 | 27.36 | L | 131904 | 13.19 | L | 131967 | 14.17 | L |
| 125 | EXE 125 | 00-01 | ---- | | AB56126 | 27.36 | L | 131888 | 13.19 | L | 131999 | 14.17 | L | |
| 125 | SX 125 | 96-98 | ---- | | AB56149 | 27.36 | L | 131908 | 13.19 | L | 132000 | 14.17 | L | |
| 125 | SX 125 | 99 | ---- | | AB56148 | 27.36 | L | 131907 | 13.19 | L | 131968 | 14.17 | L | |
| 125 | SX 125 | 00-01 | 131718 | 42.49 | L | AB56126 | 27.36 | L | 131888 | 13.19 | L | 131999 | 14.17 | L |
| 125 | SX 125 | 02 | ---- | | ---- | | ---- | | ---- | | ---- | | | |
| 125 | SX 125 | 03-04 | 132425 | 48.87 | L | AB56146 | 27.36 | L | 131904 | 13.19 | L | 131967 | 14.17 | L |
| 125 | SX 125 | 05-07 | 131719 | 41.60 | L | AB56146 | 27.36 | L | 131904 | 13.19 | L | 131967 | 14.17 | L |
| 125 | SX 125 | 08-12 | 131735 | 47.85 | L | AB56146 | 27.36 | L | 131904 | 13.19 | L | 131967 | 14.17 | L |
| 125 | SX 125 | 13-14 | 132762 | 37.17 | L | AB56146 | 27.36 | L | 131904 | 13.19 | L | 131967 | 14.17 | L |
| 125 | SX 125 | 15-16 | 133014 | 34.94 | L | AB56146 | 27.36 | L | 131904 | 13.19 | L | 131967 | 14.17 | L |
| 125 | SXS 125 | 04 | 132425 | 48.87 | L | AB56146 | 27.36 | L | 131904 | 13.19 | L | 131967 | 14.17 | L |
| 144 | SX 144 | 07-08 | 131735 | 47.85 | L | AB56146 | 27.36 | L | 131904 | 13.19 | L | 131967 | 14.17 | L |
| 150 | SX 150 | 09-11 | 131735 | 47.85 | L | AB56146 | 27.36 | L | 131904 | 13.19 | L | 131967 | 14.17 | L |
| 150 | SX 150 | 12-14 | 132762 | 37.17 | L | AB56146 | 27.36 | L | 131904 | 13.19 | L | 131967 | 14.17 | L |
| 150 | SX 150 | 15-16 | 133014 | 34.94 | L | AB56146 | 27.36 | L | 131904 | 13.19 | L | 131967 | 14.17 | L |
| 150 | XC 150 | 10-11 | 131735 | 47.85 | L | AB56146 | 27.36 | L | 131904 | 13.19 | L | 131967 | 14.17 | L |
| 150 | XC 150 | 12-14 | 132762 | 37.17 | L | AB56146 | 27.36 | L | 131904 | 13.19 | L | 131967 | 14.17 | L |
| 200 | EGS 200 | 98-99 | ---- | | AB56149 | 27.36 | L | 131908 | 13.19 | L | 132000 | 14.17 | L | |
| 200 | EXC 200 | 98-99 | ---- | | AB56149 | 27.36 | L | 131908 | 13.19 | L | 132000 | 14.17 | L | |
| 200 | EXC 200 | 00-01 | 131718 | 42.49 | L | AB56126 | 27.36 | L | 131888 | 13.19 | L | 131999 | 14.17 | L |
| 200 | EXC 200 | 02 | ---- | | ---- | | ---- | | ---- | | ---- | | | |
| 200 | EXC 200 | 03-04 | 132425 | 48.87 | L | AB56146 | 27.36 | L | 131904 | 13.19 | L | 131967 | 14.17 | L |
| 200 | EXC 200 | 05 | 131719 | 41.60 | L | AB56146 | 27.36 | L | 131904 | 13.19 | L | 131967 | 14.17 | L |
| 200 | MXC 200 | 98-99 | ---- | | AB56149 | 27.36 | L | 131908 | 13.19 | L | 132000 | 14.17 | L | |
| 200 | MXC 200 | 00-01 | 131718 | 42.49 | L | AB56126 | 27.36 | L | 131888 | 13.19 | L | 131999 | 14.17 | L |
| 200 | MXC 200 | 02 | ---- | | ---- | | ---- | | ---- | | ---- | | | |
| 200 | MXC 200 | 03 | 132425 | 48.87 | L | AB56146 | 27.36 | L | 131904 | 13.19 | L | 131967 | 14.17 | L |
| 200 | SX 200 | 00-02 | 131718 | 42.49 | L | AB56126 | 27.36 | L | 131888 | 13.19 | L | 131999 | 14.17 | L |
| 200 | SX 200 | 03-04 | 132425 | 48.87 | L | AB56146 | 27.36 | L | 131904 | 13.19 | L | 131967 | 14.17 | L |
| 200 | XC 200 | 06-07 | 131719 | 41.60 | L | AB56146 | 27.36 | L | 131904 | 13.19 | L | 131967 | 14.17 | L |
| 200 | XC 200 | 08-09 | 131735 | 47.85 | L | AB56146 | 27.36 | L | 131904 | 13.19 | L | 131967 | 14.17 | L |
| 200 | XC-W 200 | 06-07 | 131719 | 41.60 | L | AB56146 | 27.36 | L | 131904 | 13.19 | L | 131967 | 14.17 | L |
| 200 | XC-W 200 | 08 | 131735 | 47.85 | L | AB56146 | 27.36 | L | 131904 | 13.19 | L | 131967 | 14.17 | L |
| 200 | XC-W 200 | 09-15 | 131736 | 48.87 | L | AB56146 | 27.36 | L | 131904 | 13.19 | L | 131967 | 14.17 | L |
| 200 | XC-W 200 | 16 | ---- | | AB56147 | 27.36 | L | 131905 | 13.19 | L | 131967 | 14.17 | L | |
| 250 | 250 SX-F FACTORY EDITION | 15 | 133014 | 34.94 | L | AB56146 | 27.36 | L | 131904 | 13.19 | L | 131967 | 14.17 | L |
| 250 | EGS 250 | 95-96 | ---- | | AB56149 | 27.36 | L | 131908 | 13.19 | L | 132000 | 14.17 | L | |
| 250 | EGS 250 | 97 | ---- | | AB56145 | 27.36 | L | 131903 | 13.19 | L | 132002 | 14.17 | L | |
| 250 | EGS 250 | 98-99 | ---- | | AB56148 | 27.36 | L | 131907 | 13.19 | L | 131968 | 14.17 | L | |

ALL BALLS FORK BUSHING OIL & DUST SEAL KITS CONTINUED

| CC | MODEL | YEAR | FORK BUSHING KIT | | FORK OIL SEAL & DUST SEAL KIT | | | FORK OIL SEAL ONLY KIT | | | FORK DUST SEAL ONLY KIT | | | |
|----------------------|------------------|-------|------------------|-------|-------------------------------|---------|-------|------------------------|--------|-------|-------------------------|--------|-------|---|
| KTM CONTINUED | | | | | | | | | | | | | | |
| 250 | EXC 250 | 95-96 | ---- | | AB56149 | 27.36 | L | 131908 | 13.19 | L | 132000 | 14.17 | L | |
| 250 | EXC 250 | 97 | ---- | | AB56145 | 27.36 | L | 131903 | 13.19 | L | 132002 | 14.17 | L | |
| 250 | EXC 250 | 98-99 | ---- | | AB56148 | 27.36 | L | 131907 | 13.19 | L | 131968 | 14.17 | L | |
| 250 | EXC 250 | 00-01 | 131718 | 42.49 | L | AB56126 | 27.36 | L | 131888 | 13.19 | L | 131999 | 14.17 | L |
| 250 | EXC 250 | 03-05 | 132425 | 48.87 | L | AB56146 | 27.36 | L | 131904 | 13.19 | L | 131967 | 14.17 | L |
| 250 | EXC-G 250 RACING | 02 | 131718 | 42.49 | L | AB56126 | 27.36 | L | 131888 | 13.19 | L | 131999 | 14.17 | L |
| 250 | EXC-G 250 RACING | 03-04 | 132425 | 48.87 | L | AB56146 | 27.36 | L | 131904 | 13.19 | L | 131967 | 14.17 | L |
| 250 | EXC-G 250 RACING | 05 | 131719 | 41.60 | L | AB56146 | 27.36 | L | 131904 | 13.19 | L | 131967 | 14.17 | L |
| 250 | FREERIDE 250 R | 15-16 | ---- | | AB56126 | 27.36 | L | 131888 | 13.19 | L | 131999 | 14.17 | L | |
| 250 | MXC 250 | 98-99 | ---- | | AB56148 | 27.36 | L | 131907 | 13.19 | L | 131968 | 14.17 | L | |
| 250 | MXC 250 | 00-01 | ---- | | AB56126 | 27.36 | L | 131888 | 13.19 | L | 131999 | 14.17 | L | |
| 250 | SX 250 | 95-96 | ---- | | AB56149 | 27.36 | L | 131908 | 13.19 | L | 132000 | 14.17 | L | |
| 250 | SX 250 | 97 | ---- | | AB56145 | 27.36 | L | 131903 | 13.19 | L | 132002 | 14.17 | L | |
| 250 | SX 250 | 98-99 | ---- | | AB56148 | 27.36 | L | 131907 | 13.19 | L | 131968 | 14.17 | L | |
| 250 | SX 250 | 00-01 | 131718 | 42.49 | L | AB56126 | 27.36 | L | 131888 | 13.19 | L | 131999 | 14.17 | L |
| 250 | SX 250 | 03-04 | 132425 | 48.87 | L | AB56146 | 27.36 | L | 131904 | 13.19 | L | 131967 | 14.17 | L |
| 250 | SX 250 | 05-07 | 131719 | 41.60 | L | AB56146 | 27.36 | L | 131904 | 13.19 | L | 131967 | 14.17 | L |
| 250 | SX 250 | 08-11 | 131735 | 47.85 | L | AB56146 | 27.36 | L | 131904 | 13.19 | L | 131967 | 14.17 | L |
| 250 | SX 250 | 12-14 | 132762 | 37.17 | L | AB56146 | 27.36 | L | 131904 | 13.19 | L | 131967 | 14.17 | L |
| 250 | SX 250 | 15-16 | 133014 | 34.94 | L | AB56146 | 27.36 | L | 131904 | 13.19 | L | 131967 | 14.17 | L |
| 250 | SX-F 250 | 05-07 | 131719 | 41.60 | L | AB56146 | 27.36 | L | 131904 | 13.19 | L | 131967 | 14.17 | L |
| 250 | SX-F 250 | 08-11 | 131735 | 47.85 | L | AB56146 | 27.36 | L | 131904 | 13.19 | L | 131967 | 14.17 | L |
| 250 | SX-F 250 | 12-14 | 132762 | 37.17 | L | AB56146 | 27.36 | L | 131904 | 13.19 | L | 131967 | 14.17 | L |
| 250 | SX-F 250 | 15-16 | 133014 | 34.94 | L | AB56146 | 27.36 | L | 131904 | 13.19 | L | 131967 | 14.17 | L |
| 250 | SXS 250 | 01 | 131718 | 42.49 | L | AB56126 | 27.36 | L | 131888 | 13.19 | L | 131999 | 14.17 | L |
| 250 | SXS 250 | 03-04 | 132425 | 48.87 | L | AB56146 | 27.36 | L | 131904 | 13.19 | L | 131967 | 14.17 | L |
| 250 | XC 250 | 06-07 | 131719 | 41.60 | L | AB56146 | 27.36 | L | 131904 | 13.19 | L | 131967 | 14.17 | L |
| 250 | XC 250 | 08-11 | 131735 | 47.85 | L | AB56146 | 27.36 | L | 131904 | 13.19 | L | 131967 | 14.17 | L |
| 250 | XC 250 | 12-14 | 132762 | 37.17 | L | AB56146 | 27.36 | L | 131904 | 13.19 | L | 131967 | 14.17 | L |
| 250 | XC 250 | 15-16 | 133014 | 34.94 | L | AB56146 | 27.36 | L | 131904 | 13.19 | L | 131967 | 14.17 | L |
| 250 | XC-F 250 | 07 | 131719 | 41.60 | L | AB56146 | 27.36 | L | 131904 | 13.19 | L | 131967 | 14.17 | L |
| 250 | XC-F 250 | 08-09 | 131735 | 47.85 | L | AB56146 | 27.36 | L | 131904 | 13.19 | L | 131967 | 14.17 | L |
| 250 | XC-F 250 | 11-14 | 132762 | 37.17 | L | AB56146 | 27.36 | L | 131904 | 13.19 | L | 131967 | 14.17 | L |
| 250 | XC-F 250 | 15-16 | 133014 | 34.94 | L | AB56146 | 27.36 | L | 131904 | 13.19 | L | 131967 | 14.17 | L |
| 250 | XC-FW 250 | 07 | 131719 | 41.60 | L | AB56146 | 27.36 | L | 131904 | 13.19 | L | 131967 | 14.17 | L |
| 250 | XC-FW 250 | 08 | 131735 | 47.85 | L | AB56146 | 27.36 | L | 131904 | 13.19 | L | 131967 | 14.17 | L |
| 250 | XC-FW 250 | 09-11 | 131719 | 41.60 | L | AB56146 | 27.36 | L | 131904 | 13.19 | L | 131967 | 14.17 | L |
| 250 | XC-FW 250 | 12-15 | 131736 | 48.87 | L | AB56146 | 27.36 | L | 131904 | 13.19 | L | 131967 | 14.17 | L |
| 250 | XC-FW 250 | 16 | ---- | | AB56147 | 27.36 | L | 131905 | 13.19 | L | 131967 | 14.17 | L | |
| 250 | XC-W 250 | 06-07 | 131719 | 41.60 | L | AB56146 | 27.36 | L | 131904 | 13.19 | L | 131967 | 14.17 | L |
| 250 | XC-W 250 | 08 | 131735 | 47.85 | L | AB56146 | 27.36 | L | 131904 | 13.19 | L | 131967 | 14.17 | L |
| 250 | XC-W 250 | 09 | 131719 | 41.60 | L | AB56146 | 27.36 | L | 131904 | 13.19 | L | 131967 | 14.17 | L |
| 250 | XC-W 250 | 10-11 | 131735 | 47.85 | L | AB56146 | 27.36 | L | 131904 | 13.19 | L | 131967 | 14.17 | L |
| 250 | XC-W 250 | 12-15 | 131736 | 48.87 | L | AB56146 | 27.36 | L | 131904 | 13.19 | L | 131967 | 14.17 | L |
| 250 | XC-W 250 | 16 | ---- | | AB56147 | 27.36 | L | 131905 | 13.19 | L | 131967 | 14.17 | L | |
| 300 | EGS 300 | 95-96 | ---- | | AB56149 | 27.36 | L | 131908 | 13.19 | L | 132000 | 14.17 | L | |
| 300 | EGS 300 | 97 | ---- | | AB56145 | 27.36 | L | 131903 | 13.19 | L | 132002 | 14.17 | L | |
| 300 | EGS 300 | 98-99 | ---- | | AB56148 | 27.36 | L | 131907 | 13.19 | L | 131968 | 14.17 | L | |
| 300 | EXC 300 | 95-96 | ---- | | AB56149 | 27.36 | L | 131908 | 13.19 | L | 132000 | 14.17 | L | |
| 300 | EXC 300 | 97 | ---- | | AB56145 | 27.36 | L | 131903 | 13.19 | L | 132002 | 14.17 | L | |
| 300 | EXC 300 | 98-99 | ---- | | AB56148 | 27.36 | L | 131907 | 13.19 | L | 131968 | 14.17 | L | |
| 300 | EXC 300 | 00-01 | 131718 | 42.49 | L | AB56126 | 27.36 | L | 131888 | 13.19 | L | 131999 | 14.17 | L |
| 300 | EXC 300 | 03-05 | 132425 | 48.87 | L | AB56146 | 27.36 | L | 131904 | 13.19 | L | 131967 | 14.17 | L |
| 300 | MXC 300 | 96 | ---- | | AB56149 | 27.36 | L | 131908 | 13.19 | L | 132000 | 14.17 | L | |
| 300 | MXC 300 | 97 | ---- | | AB56145 | 27.36 | L | 131903 | 13.19 | L | 132002 | 14.17 | L | |
| 300 | MXC 300 | 98-99 | ---- | | AB56148 | 27.36 | L | 131907 | 13.19 | L | 131968 | 14.17 | L | |
| 300 | MXC 300 | 00-01 | 131718 | 42.49 | L | AB56126 | 27.36 | L | 131888 | 13.19 | L | 131999 | 14.17 | L |
| 300 | MXC 300 | 03-05 | 132425 | 48.87 | L | AB56146 | 27.36 | L | 131904 | 13.19 | L | 131967 | 14.17 | L |
| 300 | XC 300 | 06-07 | 131719 | 41.60 | L | AB56146 | 27.36 | L | 131904 | 13.19 | L | 131967 | 14.17 | L |
| 300 | XC 300 | 08-11 | 131735 | 47.85 | L | AB56146 | 27.36 | L | 131904 | 13.19 | L | 131967 | 14.17 | L |
| 300 | XC 300 | 12-14 | 132762 | 37.17 | L | AB56146 | 27.36 | L | 131904 | 13.19 | L | 131967 | 14.17 | L |
| 300 | XC 300 | 15-16 | 133014 | 34.94 | L | AB56146 | 27.36 | L | 131904 | 13.19 | L | 131967 | 14.17 | L |

- accessories
- body
- handlebar & grips
- cables & levers
- exhaust
- engine
- fuel & intake
- electrical & ignition
- clutch
- drive
- bearings
- brakes
- steering & suspension**
- tires
- tools & shop

STEERING & SUSPENSION

ALL BALLS FORK BUSHING OIL & DUST SEAL KITS CONTINUED

| CC | MODEL | YEAR | FORK BUSHING KIT | | | FORK OIL SEAL & DUST SEAL KIT | | | FORK OIL SEAL ONLY KIT | | | FORK DUST SEAL ONLY KIT | | |
|----------------------|--------------------------|-------|------------------|-------|---|-------------------------------|-------|---|------------------------|-------|---|-------------------------|-------|---|
| KTM CONTINUED | | | | | | | | | | | | | | |
| 300 | XC-W 300 | 06-11 | 131719 | 41.60 | L | AB56146 | 27.36 | L | 131904 | 13.19 | L | 131967 | 14.17 | L |
| 300 | XC-W 300 | 12-15 | 131736 | 48.87 | L | AB56146 | 27.36 | L | 131904 | 13.19 | L | 131967 | 14.17 | L |
| 300 | XC-W 300 | 16 | ---- | | | AB56147 | 27.36 | L | 131905 | 13.19 | L | 131967 | 14.17 | L |
| 300 | XC-W 300 SIX DAYS | 15 | 133014 | 34.94 | L | AB56146 | 27.36 | L | 131904 | 13.19 | L | 131967 | 14.17 | L |
| 350 | EXC-F 350 | 13-15 | 131736 | 48.87 | L | AB56146 | 27.36 | L | 131904 | 13.19 | L | 131967 | 14.17 | L |
| 350 | EXC-F 350 | 16 | ---- | | | AB56147 | 27.36 | L | 131905 | 13.19 | L | 131967 | 14.17 | L |
| 350 | SX-F 350 | 11 | 131735 | 47.85 | L | AB56146 | 27.36 | L | 131904 | 13.19 | L | 131967 | 14.17 | L |
| 350 | SX-F 350 | 12-14 | 132762 | 37.17 | L | AB56146 | 27.36 | L | 131904 | 13.19 | L | 131967 | 14.17 | L |
| 350 | SX-F 350 | 15-16 | 133014 | 34.94 | L | AB56146 | 27.36 | L | 131904 | 13.19 | L | 131967 | 14.17 | L |
| 350 | XC-F 350 | 11-14 | 132762 | 37.17 | L | AB56146 | 27.36 | L | 131904 | 13.19 | L | 131967 | 14.17 | L |
| 350 | XC-F 350 | 15-16 | 133014 | 34.94 | L | AB56146 | 27.36 | L | 131904 | 13.19 | L | 131967 | 14.17 | L |
| 350 | XC-FW 350 | 12-15 | 131736 | 48.87 | L | AB56146 | 27.36 | L | 131904 | 13.19 | L | 131967 | 14.17 | L |
| 350 | XC-FW 350 | 16 | ---- | | | AB56147 | 27.36 | L | 131905 | 13.19 | L | 131967 | 14.17 | L |
| 350 | XC-FW 350 SIX DAYS | 15 | 133014 | 34.94 | L | AB56146 | 27.36 | L | 131904 | 13.19 | L | 131967 | 14.17 | L |
| 360 | EGS 360 | 96 | ---- | | | AB56149 | 27.36 | L | 131908 | 13.19 | L | 132000 | 14.17 | L |
| 360 | EGS 360 | 97 | ---- | | | AB56145 | 27.36 | L | 131903 | 13.19 | L | 132002 | 14.17 | L |
| 360 | EXC 360 | 96 | ---- | | | AB56149 | 27.36 | L | 131908 | 13.19 | L | 132000 | 14.17 | L |
| 360 | EXC 360 | 97 | ---- | | | AB56145 | 27.36 | L | 131903 | 13.19 | L | 132002 | 14.17 | L |
| 360 | MXC 360 | 96 | ---- | | | AB56149 | 27.36 | L | 131908 | 13.19 | L | 132000 | 14.17 | L |
| 360 | MXC 360 | 97 | ---- | | | AB56145 | 27.36 | L | 131903 | 13.19 | L | 132002 | 14.17 | L |
| 360 | SX 360 | 96 | ---- | | | AB56149 | 27.36 | L | 131908 | 13.19 | L | 132000 | 14.17 | L |
| 360 | SX 360 | 97 | ---- | | | AB56145 | 27.36 | L | 131903 | 13.19 | L | 132002 | 14.17 | L |
| 380 | EGS 380 | 98-99 | ---- | | | AB56148 | 27.36 | L | 131907 | 13.19 | L | 131968 | 14.17 | L |
| 380 | EXC 380 | 98-99 | ---- | | | AB56148 | 27.36 | L | 131907 | 13.19 | L | 131968 | 14.17 | L |
| 380 | EXC 380 | 00-01 | 131718 | 42.49 | L | AB56126 | 27.36 | L | 131888 | 13.19 | L | 131999 | 14.17 | L |
| 380 | MXC 380 | 98-99 | ---- | | | AB56148 | 27.36 | L | 131907 | 13.19 | L | 131968 | 14.17 | L |
| 380 | MXC 380 | 00-01 | 131718 | 42.49 | L | AB56126 | 27.36 | L | 131888 | 13.19 | L | 131999 | 14.17 | L |
| 380 | SX 380 | 98-99 | ---- | | | AB56148 | 27.36 | L | 131907 | 13.19 | L | 131968 | 14.17 | L |
| 380 | SX 380 | 00-01 | 131718 | 42.49 | L | AB56126 | 27.36 | L | 131888 | 13.19 | L | 131999 | 14.17 | L |
| 400 | EXC 400 | 00-02 | 131718 | 42.49 | L | AB56126 | 27.36 | L | 131888 | 13.19 | L | 131999 | 14.17 | L |
| 400 | EXC-G 400 | 04 | 132425 | 48.87 | L | AB56146 | 27.36 | L | 131904 | 13.19 | L | 131967 | 14.17 | L |
| 400 | EXC-G 400 | 05-06 | 131719 | 41.60 | L | AB56146 | 27.36 | L | 131904 | 13.19 | L | 131967 | 14.17 | L |
| 400 | LC4 400 | 99 | ---- | | | AB56148 | 27.36 | L | 131907 | 13.19 | L | 131968 | 14.17 | L |
| 400 | LC4-E 400 | 00-01 | 131718 | 42.49 | L | AB56126 | 27.36 | L | 131888 | 13.19 | L | 131999 | 14.17 | L |
| 400 | MXC 400 | 01 | 131718 | 42.49 | L | AB56126 | 27.36 | L | 131888 | 13.19 | L | 131999 | 14.17 | L |
| 400 | MXC 400 | 02 | 131718 | 42.49 | L | ---- | | | ---- | | | ---- | | |
| 400 | RXC 400 | 96 | ---- | | | AB56149 | 27.36 | L | 131908 | 13.19 | L | 132000 | 14.17 | L |
| 400 | SC 400 | 00 | 131718 | 42.49 | L | AB56126 | 27.36 | L | 131888 | 13.19 | L | 131999 | 14.17 | L |
| 400 | SX 400 | 98-99 | ---- | | | AB56148 | 27.36 | L | 131907 | 13.19 | L | 131968 | 14.17 | L |
| 400 | SX 400 | 00-01 | 131718 | 42.49 | L | AB56126 | 27.36 | L | 131888 | 13.19 | L | 131999 | 14.17 | L |
| 400 | SX 400 | 02 | 131720 | 44.38 | L | ---- | | | ---- | | | ---- | | |
| 400 | SXC 400 | 00 | 131718 | 42.49 | L | AB56126 | 27.36 | L | 131888 | 13.19 | L | 131999 | 14.17 | L |
| 400 | TXC 400 | 98 | ---- | | | AB56148 | 27.36 | L | 131907 | 13.19 | L | 131968 | 14.17 | L |
| 400 | XC-W 400 | 07-10 | 131719 | 41.60 | L | AB56146 | 27.36 | L | 131904 | 13.19 | L | 131967 | 14.17 | L |
| 440 | EXC 440 | 95 | ---- | | | AB56149 | 27.36 | L | 131908 | 13.19 | L | 132000 | 14.17 | L |
| 450 | 450 SX-F FACTORY EDITION | 15 | 133014 | 34.94 | L | AB56146 | 27.36 | L | 131904 | 13.19 | L | 131967 | 14.17 | L |
| 450 | EXC 450 | 03-04 | 132425 | 48.87 | L | AB56146 | 27.36 | L | 131904 | 13.19 | L | 131967 | 14.17 | L |
| 450 | EXC 450 | 07-11 | 131736 | 48.87 | L | AB56146 | 27.36 | L | 131904 | 13.19 | L | 131967 | 14.17 | L |
| 450 | EXC 450 | 14 | ---- | | | AB56146 | 27.36 | L | 131904 | 13.19 | L | 131967 | 14.17 | L |
| 450 | EXC-G 450 | 04 | 132425 | 48.87 | L | AB56146 | 27.36 | L | 131904 | 13.19 | L | 131967 | 14.17 | L |
| 450 | EXC-G 450 | 05-07 | 131719 | 41.60 | L | AB56146 | 27.36 | L | 131904 | 13.19 | L | 131967 | 14.17 | L |
| 450 | EXC-R 450 | 08 | 131736 | 48.87 | L | AB56146 | 27.36 | L | 131904 | 13.19 | L | 131967 | 14.17 | L |
| 450 | MXC-G 450 | 03-04 | 132425 | 48.87 | L | AB56146 | 27.36 | L | 131904 | 13.19 | L | 131967 | 14.17 | L |
| 450 | MXC-G 450 | 05 | 131719 | 41.60 | L | AB56146 | 27.36 | L | 131904 | 13.19 | L | 131967 | 14.17 | L |
| 450 | SMR 450 | 05-07 | 131719 | 41.60 | L | AB56146 | 27.36 | L | 131904 | 13.19 | L | 131967 | 14.17 | L |
| 450 | SMR 450 | 14 | ---- | | | AB56146 | 27.36 | L | 131904 | 13.19 | L | 131967 | 14.17 | L |
| 450 | SMS 450 | 03 | 132425 | 48.87 | L | AB56146 | 27.36 | L | 131904 | 13.19 | L | 131967 | 14.17 | L |
| 450 | SX 450 | 03-04 | 132425 | 48.87 | L | AB56146 | 27.36 | L | 131904 | 13.19 | L | 131967 | 14.17 | L |
| 450 | SX 450 | 05-06 | 131719 | 41.60 | L | AB56146 | 27.36 | L | 131904 | 13.19 | L | 131967 | 14.17 | L |
| 450 | SX-F 450 | 07 | 131719 | 41.60 | L | AB56146 | 27.36 | L | 131904 | 13.19 | L | 131967 | 14.17 | L |
| 450 | SX-F 450 | 08-11 | 131735 | 47.85 | L | AB56146 | 27.36 | L | 131904 | 13.19 | L | 131967 | 14.17 | L |
| 450 | SX-F 450 | 12-14 | 132762 | 37.17 | L | AB56146 | 27.36 | L | 131904 | 13.19 | L | 131967 | 14.17 | L |

STEERING & SUSPENSION

ALL BALLS FORK BUSHING OIL & DUST SEAL KITS CONTINUED

| CC | MODEL | YEAR | FORK BUSHING KIT | | | FORK OIL SEAL & DUST SEAL KIT | | | FORK OIL SEAL ONLY KIT | | | FORK DUST SEAL ONLY KIT | | |
|----------------------|--------------------|-------|------------------|-------|---|-------------------------------|-------|---|------------------------|-------|---|-------------------------|-------|---|
| KTM CONTINUED | | | | | | | | | | | | | | |
| 450 | SX-F 450 | 15-16 | 133014 | 34.94 | L | AB56146 | 27.36 | L | 131904 | 13.19 | L | 131967 | 14.17 | L |
| 450 | SXS 450 | 03-04 | 132425 | 48.87 | L | AB56146 | 27.36 | L | 131904 | 13.19 | L | 131967 | 14.17 | L |
| 450 | XC 450 | 04 | 132425 | 48.87 | L | AB56146 | 27.36 | L | 131904 | 13.19 | L | 131967 | 14.17 | L |
| 450 | XC 450 | 06-07 | 131719 | 41.60 | L | AB56146 | 27.36 | L | 131904 | 13.19 | L | 131967 | 14.17 | L |
| 450 | XC-F 450 | 08-09 | 131735 | 47.85 | L | AB56146 | 27.36 | L | 131904 | 13.19 | L | 131967 | 14.17 | L |
| 450 | XC-F 450 | 13-14 | 132762 | 37.17 | L | AB56146 | 27.36 | L | 131904 | 13.19 | L | 131967 | 14.17 | L |
| 450 | XC-F 450 | 15-16 | 133014 | 34.94 | L | AB56146 | 27.36 | L | 131904 | 13.19 | L | 131967 | 14.17 | L |
| 450 | XCR-W 450 | 08 | 131736 | 48.87 | L | AB56146 | 27.36 | L | 131904 | 13.19 | L | 131967 | 14.17 | L |
| 450 | XC-W 450 | 07 | 131719 | 41.60 | L | AB56146 | 27.36 | L | 131904 | 13.19 | L | 131967 | 14.17 | L |
| 450 | XC-W 450 | 08 | 131736 | 48.87 | L | AB56146 | 27.36 | L | 131904 | 13.19 | L | 131967 | 14.17 | L |
| 450 | XC-W 450 | 09-11 | 131719 | 41.60 | L | AB56146 | 27.36 | L | 131904 | 13.19 | L | 131967 | 14.17 | L |
| 450 | XC-W 450 | 12-15 | 131736 | 48.87 | L | AB56146 | 27.36 | L | 131904 | 13.19 | L | 131967 | 14.17 | L |
| 450 | XC-W 450 | 16 | ---- | ---- | | AB56147 | 27.36 | L | 131905 | 13.19 | L | 131967 | 14.17 | L |
| 500 | EXC 500 | 12-15 | 131736 | 48.87 | L | AB56146 | 27.36 | L | 131904 | 13.19 | L | 131967 | 14.17 | L |
| 500 | EXC 500 | 16 | ---- | ---- | | AB56147 | 27.36 | L | 131905 | 13.19 | L | 131967 | 14.17 | L |
| 500 | EXC 500 SIX DAYS | 16 | ---- | ---- | | AB56147 | 27.36 | L | 131905 | 13.19 | L | 131967 | 14.17 | L |
| 500 | XC-W 500 | 12-15 | 131736 | 48.87 | L | AB56146 | 27.36 | L | 131904 | 13.19 | L | 131967 | 14.17 | L |
| 500 | XC-W 500 | 16 | ---- | ---- | | AB56147 | 27.36 | L | 131905 | 13.19 | L | 131967 | 14.17 | L |
| 505 | SX-F 505 | 08 | 131735 | 47.85 | L | AB56146 | 27.36 | L | 131904 | 13.19 | L | 131967 | 14.17 | L |
| 505 | XC-F 505 | 08-09 | 131735 | 47.85 | L | AB56146 | 27.36 | L | 131904 | 13.19 | L | 131967 | 14.17 | L |
| 520 | EXC 520 | 00-01 | 131718 | 42.49 | L | AB56126 | 27.36 | L | 131888 | 13.19 | L | 131999 | 14.17 | L |
| 520 | EXC 520 | 02 | 131718 | 42.49 | L | ---- | ---- | | ---- | ---- | | ---- | ---- | |
| 520 | MXC 520 | 01 | 131718 | 42.49 | L | AB56126 | 27.36 | L | 131888 | 13.19 | L | 131999 | 14.17 | L |
| 520 | MXC 520 | 02 | 131718 | 42.49 | L | ---- | ---- | | ---- | ---- | | ---- | ---- | |
| 520 | SX 520 | 00-01 | 131718 | 42.49 | L | AB56126 | 27.36 | L | 131888 | 13.19 | L | 131999 | 14.17 | L |
| 520 | SX 520 | 02 | 131720 | 44.38 | L | ---- | ---- | | ---- | ---- | | ---- | ---- | |
| 525 | EXC 525 | 03-04 | 132425 | 48.87 | L | AB56146 | 27.36 | L | 131904 | 13.19 | L | 131967 | 14.17 | L |
| 525 | EXC 525 | 05-07 | 131719 | 41.60 | L | AB56146 | 27.36 | L | 131904 | 13.19 | L | 131967 | 14.17 | L |
| 525 | MXC-G 525 | 03-04 | 132425 | 48.87 | L | AB56146 | 27.36 | L | 131904 | 13.19 | L | 131967 | 14.17 | L |
| 525 | MXC-G 525 | 05 | 131719 | 41.60 | L | AB56146 | 27.36 | L | 131904 | 13.19 | L | 131967 | 14.17 | L |
| 525 | SMR 525 | 05 | 131719 | 41.60 | L | AB56146 | 27.36 | L | 131904 | 13.19 | L | 131967 | 14.17 | L |
| 525 | SX 525 | 03-04 | 132425 | 48.87 | L | AB56146 | 27.36 | L | 131904 | 13.19 | L | 131967 | 14.17 | L |
| 525 | SX 525 | 05-06 | 131719 | 41.60 | L | AB56146 | 27.36 | L | 131904 | 13.19 | L | 131967 | 14.17 | L |
| 525 | XC 525 | 06-07 | 131719 | 41.60 | L | AB56146 | 27.36 | L | 131904 | 13.19 | L | 131967 | 14.17 | L |
| 525 | XC-W 525 | 07 | 131719 | 41.60 | L | AB56146 | 27.36 | L | 131904 | 13.19 | L | 131967 | 14.17 | L |
| 530 | EXC 530 | 10-11 | 131736 | 48.87 | L | AB56146 | 27.36 | L | 131904 | 13.19 | L | 131967 | 14.17 | L |
| 530 | EXC-R 530 | 08-09 | 131736 | 48.87 | L | AB56146 | 27.36 | L | 131904 | 13.19 | L | 131967 | 14.17 | L |
| 530 | XCR-W 530 | 08 | 131736 | 48.87 | L | AB56146 | 27.36 | L | 131904 | 13.19 | L | 131967 | 14.17 | L |
| 530 | XC-W 530 | 09-11 | 131736 | 48.87 | L | AB56146 | 27.36 | L | 131904 | 13.19 | L | 131967 | 14.17 | L |
| 540 | SXS 540 | 01 | 131718 | 42.49 | L | AB56126 | 27.36 | L | 131888 | 13.19 | L | 131999 | 14.17 | L |
| 540 | SXS 540 | 02 | 131720 | 44.38 | L | AB56146 | 27.36 | L | 131904 | 13.19 | L | 131967 | 14.17 | L |
| 540 | SXS 540 | 03-04 | 132425 | 48.87 | L | AB56146 | 27.36 | L | 131904 | 13.19 | L | 131967 | 14.17 | L |
| 540 | SXS 540 | 05-06 | 131719 | 41.60 | L | AB56146 | 27.36 | L | 131904 | 13.19 | L | 131967 | 14.17 | L |
| 550 | MXC 550 | 96 | ---- | ---- | | AB56149 | 27.36 | L | 131908 | 13.19 | L | 132000 | 14.17 | L |
| 560 | SMR 560 | 06-07 | 131719 | 41.60 | L | AB56146 | 27.36 | L | 131904 | 13.19 | L | 131967 | 14.17 | L |
| 620 | 620 TXC | 98 | ---- | ---- | | AB56148 | 27.36 | L | 131907 | 13.19 | L | 131968 | 14.17 | L |
| 620 | COMP LIMITED 620 | 97 | ---- | ---- | | AB56148 | 27.36 | L | 131907 | 13.19 | L | 131968 | 14.17 | L |
| 620 | COMP. 620 | 97-99 | ---- | ---- | | AB56148 | 27.36 | L | 131907 | 13.19 | L | 131968 | 14.17 | L |
| 620 | LC4 620 | 97-98 | ---- | ---- | | AB56148 | 27.36 | L | 131907 | 13.19 | L | 131968 | 14.17 | L |
| 620 | LC4 COMP 620 | 99 | ---- | ---- | | AB56148 | 27.36 | L | 131907 | 13.19 | L | 131968 | 14.17 | L |
| 620 | LC4 SUPER MOTO 620 | 99 | ---- | ---- | | AB56148 | 27.36 | L | 131907 | 13.19 | L | 131968 | 14.17 | L |
| 620 | RXC 620 | 96 | ---- | ---- | | AB56149 | 27.36 | L | 131908 | 13.19 | L | 132000 | 14.17 | L |
| 620 | SUPER MOTO 620 | 98 | ---- | ---- | | AB56148 | 27.36 | L | 131907 | 13.19 | L | 131968 | 14.17 | L |
| 620 | SX 620 | 97-99 | ---- | ---- | | AB56148 | 27.36 | L | 131907 | 13.19 | L | 131968 | 14.17 | L |
| 620 | SXC 620 | 97 | ---- | ---- | | AB56148 | 27.36 | L | 131907 | 13.19 | L | 131968 | 14.17 | L |
| 620 | TXC 620 | 98 | ---- | ---- | | AB56148 | 27.36 | L | 131907 | 13.19 | L | 131968 | 14.17 | L |
| 625 | SMC 625 | 04-06 | 131719 | 41.60 | L | AB56146 | 27.36 | L | 131904 | 13.19 | L | 131967 | 14.17 | L |
| 625 | SXC 625 | 03-04 | ---- | ---- | | AB56126 | 27.36 | L | 131888 | 13.19 | L | 131999 | 14.17 | L |
| 625 | SXC 625 | 05 | 131719 | 41.60 | L | AB56146 | 27.36 | L | 131904 | 13.19 | L | 131967 | 14.17 | L |
| 640 | 640 LC4 ENDURO | 03-04 | ---- | ---- | | AB56126 | 27.36 | L | 131888 | 13.19 | L | 131999 | 14.17 | L |
| 640 | ADVENTURE 640 | 98-99 | ---- | ---- | | AB56148 | 27.36 | L | 131907 | 13.19 | L | 131968 | 14.17 | L |
| 640 | ADVENTURE 640 | 00 | ---- | ---- | | AB56126 | 27.36 | L | 131888 | 13.19 | L | 131999 | 14.17 | L |

- accessories
- body
- handlebar & grips
- cables & levers
- exhaust
- engine
- fuel & intake
- electrical & ignition
- clutch
- drive
- bearings
- brakes
- steering & suspension
- tires
- tools & shop

STEERING & SUSPENSION

ALL BALLS FORK BUSHING OIL & DUST SEAL KITS CONTINUED

| CC | MODEL | YEAR | FORK BUSHING KIT | | FORK OIL SEAL & DUST SEAL KIT | | FORK OIL SEAL ONLY KIT | | FORK DUST SEAL ONLY KIT | |
|----------------------|-------------------------|-------|------------------|---------|-------------------------------|---------|------------------------|---------|-------------------------|---------|
| KTM CONTINUED | | | | | | | | | | |
| 640 | ADVENTURE 640 | 01-07 | ---- | | AB56146 | 27.36 L | 131904 | 13.19 L | 131967 | 14.17 L |
| 640 | LC4 640 | 05 | 131719 | 41.60 L | AB56146 | 27.36 L | 131904 | 13.19 L | 131967 | 14.17 L |
| 640 | SC SUPER MOTO 640 | 00-01 | 131718 | 42.49 L | AB56126 | 27.36 L | 131888 | 13.19 L | 131999 | 14.17 L |
| 640 | SUPER MOTO 640 | 99 | ---- | | AB56148 | 27.36 L | 131907 | 13.19 L | 131968 | 14.17 L |
| 660 | 660 RALLY FACTORY REPL. | 06-07 | 131736 | 48.87 L | AB56146 | 27.36 L | 131904 | 13.19 L | 131967 | 14.17 L |
| 660 | 660 RALLYE | 01-05 | ---- | | AB56146 | 27.36 L | 131904 | 13.19 L | 131967 | 14.17 L |
| 690 | 690 RALLY FACTORY REPL. | 08-09 | 132762 | 37.17 L | AB56146 | 27.36 L | 131904 | 13.19 L | 131967 | 14.17 L |
| 690 | ENDURO R 690 | 09-10 | 131736 | 48.87 L | AB56146 | 27.36 L | 131904 | 13.19 L | 131967 | 14.17 L |
| 690 | ENDURO R 690 | 11-14 | ---- | | AB56146 | 27.36 L | 131904 | 13.19 L | 131967 | 14.17 L |
| 690 | ENDURO R 690 | 15 | ---- | | AB56147 | 27.36 L | 131905 | 13.19 L | 131967 | 14.17 L |
| 690 | SMC 690 | 09-10 | ---- | | AB56146 | 27.36 L | 131904 | 13.19 L | 131967 | 14.17 L |
| 690 | SUPERMOTO 690 | 07 | ---- | | AB56146 | 27.36 L | 131904 | 13.19 L | 131967 | 14.17 L |
| 950 | ADVENTURE 950 | 04 | 132425 | 48.87 L | AB56146 | 27.36 L | 131904 | 13.19 L | 131967 | 14.17 L |
| 950 | ADVENTURE 950 | 05-06 | 131719 | 41.60 L | AB56146 | 27.36 L | 131904 | 13.19 L | 131967 | 14.17 L |
| 950 | SUPER ENDURO 950 | 07 | 131719 | 41.60 L | AB56146 | 27.36 L | 131904 | 13.19 L | 131967 | 14.17 L |
| 950 | SUPERMOTO 950 | 05-06 | 131719 | 41.60 L | AB56146 | 27.36 L | 131904 | 13.19 L | 131967 | 14.17 L |
| 950 | SUPERMOTO 950 | 07 | ---- | | AB56146 | 27.36 L | 131904 | 13.19 L | 131967 | 14.17 L |
| 990 | ADVENTURE 990 | 07-13 | 131736 | 48.87 L | AB56146 | 27.36 L | 131904 | 13.19 L | 131967 | 14.17 L |
| 990 | SUPERMOTO 990 | 10-11 | ---- | | AB56146 | 27.36 L | 131904 | 13.19 L | 131967 | 14.17 L |
| 1190 | ADVENTURE 1190 | 14-15 | ---- | | AB56147 | 27.36 L | 131905 | 13.19 L | 131967 | 14.17 L |
| MONTESA | | | | | | | | | | |
| 300 | 315R | 97-99 | ---- | | ---- | | 131909 | 13.19 L | ---- | |
| 300 | 315R | 00-04 | ---- | | AB56125 | 27.36 L | 131887 | 13.19 L | 131973 | 14.17 L |
| 440 | 4RT | 05-07 | ---- | | AB56125 | 27.36 L | 131887 | 13.19 L | 131973 | 14.17 L |
| SHERCO | | | | | | | | | | |
| 125 | TRIALS 1.25 | 99-10 | ---- | | ---- | | 131909 | 13.19 L | ---- | |
| 200 | TRIALS 2.0 | 99-09 | ---- | | ---- | | 131909 | 13.19 L | ---- | |
| 250 | ENDURO 2.5I | 08-11 | ---- | | AB56150 | 27.36 L | 131898 | 13.19 L | 131965 | 14.17 L |
| 250 | SX 2.5I | 10 | ---- | | AB56150 | 27.36 L | 131898 | 13.19 L | 131965 | 14.17 L |
| 250 | TRIALS 2.5 | 99-10 | ---- | | ---- | | 131909 | 13.19 L | ---- | |
| 290 | TRIALS 2.9 | 99-10 | ---- | | ---- | | 131909 | 13.19 L | ---- | |
| 300 | ENDURO 3.0I | 10-11 | ---- | | AB56150 | 27.36 L | 131898 | 13.19 L | 131965 | 14.17 L |
| 320 | TRIALS 3.2 4T | 07-09 | ---- | | ---- | | 131909 | 13.19 L | ---- | |
| 450 | ENDURO 4.5I | 04-11 | ---- | | AB56150 | 27.36 L | 131898 | 13.19 L | 131965 | 14.17 L |
| 450 | SUPERMOTARD 4.5I | 04-08 | ---- | | AB56150 | 27.36 L | 131898 | 13.19 L | 131965 | 14.17 L |
| 510 | ENDURO 5.1I | 07-11 | ---- | | AB56150 | 27.36 L | 131898 | 13.19 L | 131965 | 14.17 L |
| 510 | SUPERMOTARD 5.1I | 07-08 | ---- | | AB56150 | 27.36 L | 131898 | 13.19 L | 131965 | 14.17 L |
| SUZUKI | | | | | | | | | | |
| 50 | RM50 | 78-80 | ---- | | AB56100 | 27.36 L | 131875 | 13.19 L | 131995 | 14.17 L |
| 60 | RM60 | 79-83 | ---- | | AB56100 | 27.36 L | 131875 | 13.19 L | 131995 | 14.17 L |
| 60 | RM60 | 03 | ---- | | 132759 | 27.36 L | 131878 | 13.19 L | 131986 | 14.17 L |
| 65 | RM65 | 03-05 | ---- | | AB56113 | 27.36 L | 131881 | 13.19 L | 131975 | 14.17 L |
| 75 | TM75 | 74-76 | ---- | | ---- | | 131876 | 13.19 L | ---- | |
| 80 | DS80 | 78-00 | ---- | | AB56100 | 27.36 L | 131875 | 13.19 L | 131995 | 14.17 L |
| 80 | JR80 | 01-04 | ---- | | AB56100 | 27.36 L | 131875 | 13.19 L | 131995 | 14.17 L |
| 80 | RM80 | 77 | ---- | | AB56101 | 27.36 L | 131876 | 13.19 L | 131988 | 14.17 L |
| 80 | RM80 | 78 | ---- | | ---- | | 131876 | 13.19 L | ---- | |
| 80 | RM80 | 79-85 | ---- | | 132759 | 27.36 L | 131878 | 13.19 L | 131986 | 14.17 L |
| 80 | RM80 | 86-88 | ---- | | AB56113 | 27.36 L | 131881 | 13.19 L | 131975 | 14.17 L |
| 80 | RM80 | 89-01 | ---- | | AB56115 | 27.36 L | 131882 | 13.19 L | 131974 | 14.17 L |
| 85 | RM85 | 02-15 | 133011 | 35.94 L | AB56123 | 27.36 L | 131885 | 13.19 L | 131971 | 14.17 L |
| 85 | RM85L | 03-15 | 133011 | 35.94 L | AB56123 | 27.36 L | 131885 | 13.19 L | 131971 | 14.17 L |
| 100 | DR100 | 83-90 | ---- | | ---- | | 131878 | 13.19 L | ---- | |
| 100 | DS100 | 78-81 | ---- | | ---- | | 131876 | 13.19 L | ---- | |
| 100 | RM100 | 76-78 | ---- | | AB56105 | 27.36 L | 131877 | 13.19 L | 131985 | 14.17 L |
| 100 | RM100 | 79-81 | ---- | | 133927 | 27.36 L | 131882 | 13.19 L | 133937 | 14.17 L |
| 100 | RM100 | 03 | ---- | | AB56121 | 27.36 L | 131884 | 13.19 L | 131972 | 14.17 L |
| 100 | TS100 | 73-77 | ---- | | AB56105 | 27.36 L | 131877 | 13.19 L | 131985 | 14.17 L |

ALL BALLS FORK BUSHING OIL & DUST SEAL KITS CONTINUED

| CC | MODEL | YEAR | FORK BUSHING KIT | | FORK OIL SEAL & DUST SEAL KIT | | | FORK OIL SEAL ONLY KIT | | | FORK DUST SEAL ONLY KIT | | |
|-------------------------|---------------|-------|------------------|---------|-------------------------------|---------|--------|------------------------|---|--------|-------------------------|---|--|
| SUZUKI CONTINUED | | | | | | | | | | | | | |
| 100 | TS100 | 78-79 | ---- | | ---- | | 131876 | 13.19 | L | ---- | | | |
| 100 | TS100 | 80-81 | ---- | | ---- | | 131878 | 13.19 | L | ---- | | | |
| 110 | DRZ110 | 03-05 | ---- | | 132759 | 27.36 L | 131878 | 13.19 | L | 131986 | 14.17 | L | |
| 125 | DR125 | 86-88 | ---- | | AB56115 | 27.36 L | 131882 | 13.19 | L | 131974 | 14.17 | L | |
| 125 | DR125SE | 94-02 | ---- | | AB56115 | 27.36 L | 131882 | 13.19 | L | 131974 | 14.17 | L | |
| 125 | DR-Z125 | 03-14 | ---- | | ---- | | 131878 | 13.19 | L | ---- | | | |
| 125 | DR-Z125L | 03-14 | ---- | | ---- | | 131878 | 13.19 | L | ---- | | | |
| 125 | DS125 | 79-81 | ---- | | 132759 | 27.36 L | 131878 | 13.19 | L | 131986 | 14.17 | L | |
| 125 | RM125 | 75 | ---- | | AB56117 | 27.36 L | 131882 | 13.19 | L | 131992 | 14.17 | L | |
| 125 | RM125 | 76 | ---- | | 133927 | 27.36 L | 131882 | 13.19 | L | ---- | | | |
| 125 | RM125 | 77-78 | ---- | | ---- | | 131884 | 13.19 | L | ---- | | | |
| 125 | RM125 | 79-83 | ---- | | AB56124 | 27.36 L | 131886 | 13.19 | L | 131981 | 14.17 | L | |
| 125 | RM125 | 84-87 | ---- | | AB56136 | 27.36 L | 131895 | 13.19 | L | 131979 | 14.17 | L | |
| 125 | RM125 | 88 | 131696 | 37.17 L | AB56138 | 27.36 L | 131896 | 13.19 | L | 131979 | 14.17 | L | |
| 125 | RM125 | 89 | 131733 | 51.04 L | AB56140 | 27.36 L | 131898 | 13.19 | L | 131978 | 14.17 | L | |
| 125 | RM125 | 90 | 132426 | 38.82 L | AB56129 | 27.36 L | 131891 | 13.19 | L | 131969 | 14.17 | L | |
| 125 | RM125 | 91 | 132658 | 37.98 L | AB56139 | 27.36 L | 131897 | 13.19 | L | 131963 | 14.17 | L | |
| 125 | RM125 | 92-93 | 132422 | 39.07 L | AB56139 | 27.36 L | 131897 | 13.19 | L | 131963 | 14.17 | L | |
| 125 | RM125 | 94-95 | ---- | | AB56139 | 27.36 L | 131897 | 13.19 | L | 131963 | 14.17 | L | |
| 125 | RM125 | 96-97 | ---- | | AB56144 | 27.36 L | 131902 | 13.19 | L | 131966 | 14.17 | L | |
| 125 | RM125 | 98 | 132763 | 39.93 L | AB56144 | 27.36 L | 131902 | 13.19 | L | 131966 | 14.17 | L | |
| 125 | RM125 | 99 | ---- | | AB56144 | 27.36 L | 131902 | 13.19 | L | 131966 | 14.17 | L | |
| 125 | RM125 | 00 | 132764 | 39.93 L | AB56144 | 27.36 L | 131902 | 13.19 | L | 131966 | 14.17 | L | |
| 125 | RM125 | 01 | 131734 | 51.04 L | AB56142 | 27.36 L | 131900 | 13.19 | L | 131962 | 14.17 | L | |
| 125 | RM125 | 02-03 | 131704 | 39.93 L | AB56142 | 27.36 L | 131900 | 13.19 | L | 131962 | 14.17 | L | |
| 125 | RM125 | 04 | 131734 | 51.04 L | AB56142 | 27.36 L | 131900 | 13.19 | L | 131962 | 14.17 | L | |
| 125 | RM125 | 05-08 | 131697 | 46.40 L | AB56142 | 27.36 L | 131900 | 13.19 | L | 131962 | 14.17 | L | |
| 125 | RV125 | 74-77 | ---- | | AB56105 | 27.36 L | 131877 | 13.19 | L | 131985 | 14.17 | L | |
| 125 | SP125 | 86-88 | ---- | | AB56115 | 27.36 L | 131882 | 13.19 | L | 131974 | 14.17 | L | |
| 125 | TC125 | 73-77 | ---- | | AB56105 | 27.36 L | 131877 | 13.19 | L | 131985 | 14.17 | L | |
| 125 | TF125 (NZ AU) | 79-11 | ---- | | AB56105 | 27.36 L | 131877 | 13.19 | L | 131985 | 14.17 | L | |
| 125 | TM125 | 73-75 | ---- | | AB56105 | 27.36 L | 131877 | 13.19 | L | 131985 | 14.17 | L | |
| 125 | TS125 | 71-77 | ---- | | AB56105 | 27.36 L | 131877 | 13.19 | L | 131985 | 14.17 | L | |
| 175 | PE175 | 78-81 | ---- | | AB56122 | 27.36 L | 131884 | 13.19 | L | 131982 | 14.17 | L | |
| 175 | PE175 | 82-84 | ---- | | AB56124 | 27.36 L | 131886 | 13.19 | L | 131981 | 14.17 | L | |
| 175 | RS175 | 80-82 | ---- | | AB56122 | 27.36 L | 131884 | 13.19 | L | 131982 | 14.17 | L | |
| 185 | TC185 | 74-77 | ---- | | AB56105 | 27.36 L | 131877 | 13.19 | L | 131985 | 14.17 | L | |
| 200 | DR200 | 86-88 | ---- | | AB56115 | 27.36 L | 131882 | 13.19 | L | 131974 | 14.17 | L | |
| 200 | DR200 SE | 96-15 | ---- | | AB56115 | 27.36 L | 131882 | 13.19 | L | 131974 | 14.17 | L | |
| 200 | SP200 | 86-88 | ---- | | AB56115 | 27.36 L | 131882 | 13.19 | L | 131974 | 14.17 | L | |
| 250 | DR250 | 82-85 | ---- | | AB56122 | 27.36 L | 131884 | 13.19 | L | 131982 | 14.17 | L | |
| 250 | DR250 | 90-93 | ---- | | 132476 | 27.36 L | 131893 | 13.19 | L | 132478 | 14.17 | L | |
| 250 | DR250S | 90-95 | ---- | | 132476 | 27.36 L | 131893 | 13.19 | L | 132478 | 14.17 | L | |
| 250 | DRZ250 | 01-07 | 132423 | 33.27 L | 132476 | 27.36 L | 131893 | 13.19 | L | 132478 | 14.17 | L | |
| 250 | DS250 | 80 | ---- | | ---- | | 131884 | 13.19 | L | ---- | | | |
| 250 | PE250 | 77-78 | ---- | | ---- | | 131884 | 13.19 | L | ---- | | | |
| 250 | PE250 | 79-81 | ---- | | AB56122 | 27.36 L | 131884 | 13.19 | L | 131982 | 14.17 | L | |
| 250 | RL250 | 74-75 | ---- | | AB56117 | 27.36 L | 131882 | 13.19 | L | 131992 | 14.17 | L | |
| 250 | RM250 | 76-77 | ---- | | 133928 | 27.36 L | 131884 | 13.19 | L | 133936 | 14.17 | L | |
| 250 | RM250 | 78 | ---- | | ---- | | 131884 | 13.19 | L | ---- | | | |
| 250 | RM250 | 79-82 | ---- | | AB56124 | 27.36 L | 131886 | 13.19 | L | 131981 | 14.17 | L | |
| 250 | RM250 | 83-87 | 131696 | 37.17 L | AB56136 | 27.36 L | 131895 | 13.19 | L | 131979 | 14.17 | L | |
| 250 | RM250 | 88 | 131696 | 37.17 L | AB56138 | 27.36 L | 131896 | 13.19 | L | 131979 | 14.17 | L | |
| 250 | RM250 | 89-90 | 132426 | 38.82 L | AB56129 | 27.36 L | 131891 | 13.19 | L | 131969 | 14.17 | L | |
| 250 | RM250 | 91 | 132658 | 37.98 L | AB56139 | 27.36 L | 131897 | 13.19 | L | 131963 | 14.17 | L | |
| 250 | RM250 | 92-93 | 132422 | 39.07 L | AB56139 | 27.36 L | 131897 | 13.19 | L | 131963 | 14.17 | L | |
| 250 | RM250 | 94-95 | ---- | | AB56139 | 27.36 L | 131897 | 13.19 | L | 131963 | 14.17 | L | |
| 250 | RM250 | 96-97 | ---- | | AB56144 | 27.36 L | 131902 | 13.19 | L | 131966 | 14.17 | L | |
| 250 | RM250 | 98 | 132763 | 39.93 L | AB56144 | 27.36 L | 131902 | 13.19 | L | 131966 | 14.17 | L | |
| 250 | RM250 | 99 | ---- | | AB56144 | 27.36 L | 131902 | 13.19 | L | 131966 | 14.17 | L | |
| 250 | RM250 | 00 | 132764 | 39.93 L | AB56144 | 27.36 L | 131902 | 13.19 | L | 131966 | 14.17 | L | |
| 250 | RM250 | 01-02 | 131710 | 39.93 L | AB56141 | 27.36 L | 131899 | 13.19 | L | 131965 | 14.17 | L | |

- accessories
- body
- handlebar & grips
- cables & levers
- exhaust
- engine
- fuel & intake
- electrical & ignition
- clutch
- drive
- bearings
- brakes
- steering & suspension
- tires
- tools & shop

STEERING & SUSPENSION

ALL BALLS FORK BUSHING OIL & DUST SEAL KITS CONTINUED

| CC | MODEL | YEAR | FORK BUSHING KIT | | | FORK OIL SEAL & DUST SEAL KIT | | | FORK OIL SEAL ONLY KIT | | | FORK DUST SEAL ONLY KIT | | |
|-------------------------|----------------|-------|------------------|-------|---|-------------------------------|-------|---|------------------------|-------|---|-------------------------|-------|---|
| SUZUKI CONTINUED | | | | | | | | | | | | | | |
| 250 | RM250 | 03 | 132765 | 39.93 | L | AB56141 | 27.36 | L | 131899 | 13.19 | L | 131965 | 14.17 | L |
| 250 | RM250 | 04 | 131712 | 39.93 | L | AB56142 | 27.36 | L | 131900 | 13.19 | L | 131962 | 14.17 | L |
| 250 | RM250 | 05-08 | 131699 | 30.24 | L | AB56142 | 27.36 | L | 131900 | 13.19 | L | 131962 | 14.17 | L |
| 250 | RMX250 | 89 | ---- | ---- | | AB56129 | 27.36 | L | 131891 | 13.19 | L | 131969 | 14.17 | L |
| 250 | RMX250 | 90 | 132426 | 38.82 | L | AB56129 | 27.36 | L | 131891 | 13.19 | L | 131969 | 14.17 | L |
| 250 | RMX250 | 91 | 132658 | 37.98 | L | AB56139 | 27.36 | L | 131897 | 13.19 | L | 131963 | 14.17 | L |
| 250 | RMX250 | 92-99 | 132422 | 39.07 | L | AB56139 | 27.36 | L | 131897 | 13.19 | L | 131963 | 14.17 | L |
| 250 | RMZ250 | 04-06 | 131705 | 32.54 | L | AB56147 | 27.36 | L | 131905 | 13.19 | L | 131967 | 14.17 | L |
| 250 | RMZ250 | 07-12 | 131697 | 46.40 | L | AB56142 | 27.36 | L | 131900 | 13.19 | L | 131962 | 14.17 | L |
| 250 | RMZ250 | 13-15 | 133017 | 34.94 | L | AB56147 | 27.36 | L | 131905 | 13.19 | L | 131967 | 14.17 | L |
| 250 | RS250 | 80-81 | ---- | ---- | | AB56122 | 27.36 | L | 131884 | 13.19 | L | 131982 | 14.17 | L |
| 250 | SP250 | 82-85 | ---- | ---- | | ---- | ---- | | 131882 | 13.19 | L | ---- | ---- | |
| 250 | TM250 CHAMPION | 74-75 | ---- | ---- | | ---- | ---- | | 131882 | 13.19 | L | ---- | ---- | |
| 250 | TS250 SAVAGE | 77-79 | ---- | ---- | | 133927 | 27.36 | L | 131882 | 13.19 | L | 133937 | 14.17 | L |
| 250 | TS250 SAVAGE | 80-81 | ---- | ---- | | ---- | ---- | | 131884 | 13.19 | L | ---- | ---- | |
| 350 | DR350 | 90-96 | ---- | ---- | | 132476 | 27.36 | L | 131893 | 13.19 | L | 132478 | 14.17 | L |
| 350 | DR350 | 97-99 | 132423 | 33.27 | L | 132476 | 27.36 | L | 131893 | 13.19 | L | 132478 | 14.17 | L |
| 350 | DR350SE | 90-97 | ---- | ---- | | 132476 | 27.36 | L | 131893 | 13.19 | L | 132478 | 14.17 | L |
| 350 | DR350SE | 98-99 | 132423 | 33.27 | L | 132476 | 27.36 | L | 131893 | 13.19 | L | 132478 | 14.17 | L |
| 370 | DR370 | 78-79 | ---- | ---- | | ---- | ---- | | 131884 | 13.19 | L | ---- | ---- | |
| 370 | RM370 | 76-77 | ---- | ---- | | 133928 | 27.36 | L | 131884 | 13.19 | L | 133936 | 14.17 | L |
| 370 | SP370 | 78-79 | ---- | ---- | | 133928 | 27.36 | L | 131884 | 13.19 | L | 133936 | 14.17 | L |
| 400 | DR400 | 80 | ---- | ---- | | AB56122 | 27.36 | L | 131884 | 13.19 | L | 131982 | 14.17 | L |
| 400 | DRZ400E | 00-07 | 132761 | 39.07 | L | AB56144 | 27.36 | L | 131902 | 13.19 | L | 131966 | 14.17 | L |
| 400 | DRZ400K | 00-03 | 132761 | 39.07 | L | AB56144 | 27.36 | L | 131902 | 13.19 | L | 131966 | 14.17 | L |
| 400 | DRZ400S | 00-15 | 132761 | 39.07 | L | AB56144 | 27.36 | L | 131902 | 13.19 | L | 131966 | 14.17 | L |
| 400 | DRZ400SM | 05-15 | 131738 | 51.04 | L | AB56142 | 27.36 | L | 131900 | 13.19 | L | 131962 | 14.17 | L |
| 400 | PE400 | 80-81 | ---- | ---- | | AB56122 | 27.36 | L | 131884 | 13.19 | L | 131982 | 14.17 | L |
| 400 | RM400 | 78 | ---- | ---- | | ---- | ---- | | 131884 | 13.19 | L | ---- | ---- | |
| 400 | RM400 | 79-80 | ---- | ---- | | AB56124 | 27.36 | L | 131886 | 13.19 | L | 131981 | 14.17 | L |
| 400 | TM400 | 75 | ---- | ---- | | AB56117 | 27.36 | L | 131882 | 13.19 | L | 131992 | 14.17 | L |
| 450 | RMX450 | 10-11 | 131697 | 46.40 | L | AB56142 | 27.36 | L | 131900 | 13.19 | L | 131962 | 14.17 | L |
| 450 | RMZ450 | 05-12 | 131697 | 46.40 | L | AB56142 | 27.36 | L | 131900 | 13.19 | L | 131962 | 14.17 | L |
| 450 | RMZ450 | 13-14 | 133017 | 34.94 | L | AB56147 | 27.36 | L | 131905 | 13.19 | L | 131967 | 14.17 | L |
| 450 | RMZ450 | 15 | ---- | ---- | | AB56144 | 27.36 | L | 131902 | 13.19 | L | 131966 | 14.17 | L |
| 465 | RM465 | 81-82 | ---- | ---- | | AB56136 | 27.36 | L | 131895 | 13.19 | L | 131979 | 14.17 | L |
| 500 | DR500 | 81-83 | ---- | ---- | | AB56122 | 27.36 | L | 131884 | 13.19 | L | 131982 | 14.17 | L |
| 500 | RM500 | 83-84 | ---- | ---- | | AB56136 | 27.36 | L | 131895 | 13.19 | L | 131979 | 14.17 | L |
| 500 | SP500 | 81-83 | ---- | ---- | | 133928 | 27.36 | L | 131884 | 13.19 | L | 133936 | 14.17 | L |
| 650 | DR650RS (EURO) | 90-96 | 132907 | 35.94 | L | AB56130 | 27.36 | L | 131891 | 13.19 | L | 131980 | 14.17 | L |
| 650 | DR650SE | 90-95 | 132907 | 35.94 | L | AB56130 | 27.36 | L | 131891 | 13.19 | L | 131980 | 14.17 | L |
| 650 | DR650SE | 96-14 | 131707 | 31.85 | L | AB56136 | 27.36 | L | 131895 | 13.19 | L | 131979 | 14.17 | L |
| TM | | | | | | | | | | | | | | |
| 125 | EN 125 | 96-04 | ---- | ---- | | AB56149 | 27.36 | L | 131908 | 13.19 | L | 132000 | 14.17 | L |
| 125 | EN 125 | 09-11 | ---- | ---- | | AB56145 | 27.36 | L | 131903 | 13.19 | L | 132002 | 14.17 | L |
| 125 | MX 125 | 96-04 | ---- | ---- | | AB56149 | 27.36 | L | 131908 | 13.19 | L | 132000 | 14.17 | L |
| 125 | MX 125 | 09-11 | ---- | ---- | | AB56145 | 27.36 | L | 131903 | 13.19 | L | 132002 | 14.17 | L |
| 125 | SMR 125 | 09 | ---- | ---- | | AB56145 | 27.36 | L | 131903 | 13.19 | L | 132002 | 14.17 | L |
| 144 | EN 144 | 09-11 | ---- | ---- | | AB56145 | 27.36 | L | 131903 | 13.19 | L | 132002 | 14.17 | L |
| 144 | MX 144 | 09-11 | ---- | ---- | | AB56145 | 27.36 | L | 131903 | 13.19 | L | 132002 | 14.17 | L |
| 250 | EN 250 | 96-04 | ---- | ---- | | AB56149 | 27.36 | L | 131908 | 13.19 | L | 132000 | 14.17 | L |
| 250 | EN 250 | 09-11 | ---- | ---- | | AB56145 | 27.36 | L | 131903 | 13.19 | L | 132002 | 14.17 | L |
| 250 | EN 250F | 02-04 | ---- | ---- | | AB56149 | 27.36 | L | 131908 | 13.19 | L | 132000 | 14.17 | L |
| 250 | EN 250F | 09-11 | ---- | ---- | | AB56145 | 27.36 | L | 131903 | 13.19 | L | 132002 | 14.17 | L |
| 250 | MX 250 | 96-04 | ---- | ---- | | AB56149 | 27.36 | L | 131908 | 13.19 | L | 132000 | 14.17 | L |
| 250 | MX 250 | 09-11 | ---- | ---- | | AB56145 | 27.36 | L | 131903 | 13.19 | L | 132002 | 14.17 | L |
| 250 | MX 250F | 02-04 | ---- | ---- | | AB56149 | 27.36 | L | 131908 | 13.19 | L | 132000 | 14.17 | L |
| 250 | MX 250F | 09-11 | ---- | ---- | | AB56145 | 27.36 | L | 131903 | 13.19 | L | 132002 | 14.17 | L |
| 300 | EN 300 | 97-04 | ---- | ---- | | AB56149 | 27.36 | L | 131908 | 13.19 | L | 132000 | 14.17 | L |
| 300 | EN 300 | 09-11 | ---- | ---- | | AB56145 | 27.36 | L | 131903 | 13.19 | L | 132002 | 14.17 | L |
| 300 | MX 300 | 97-04 | ---- | ---- | | AB56149 | 27.36 | L | 131908 | 13.19 | L | 132000 | 14.17 | L |

STEERING & SUSPENSION

ALL BALLS FORK BUSHING OIL & DUST SEAL KITS CONTINUED

| CC | MODEL | YEAR | FORK BUSHING KIT | FORK OIL SEAL & DUST SEAL KIT | FORK OIL SEAL ONLY KIT | FORK DUST SEAL ONLY KIT |
|---------------------|--------------------|-------|------------------|-------------------------------|------------------------|-------------------------|
| TM CONTINUED | | | | | | |
| 300 | MX 300 | 09-11 | ---- | AB56145 27.36 L | 131903 13.19 L | 132002 14.17 L |
| 400 | EN 400F | 02-03 | ---- | AB56149 27.36 L | 131908 13.19 L | 132000 14.17 L |
| 400 | MX 400F | 02-03 | ---- | AB56149 27.36 L | 131908 13.19 L | 132000 14.17 L |
| 450 | EN 450F | 04 | ---- | AB56149 27.36 L | 131908 13.19 L | 132000 14.17 L |
| 450 | EN 450F | 09-11 | ---- | AB56145 27.36 L | 131903 13.19 L | 132002 14.17 L |
| 450 | MX 450F | 04 | ---- | AB56149 27.36 L | 131908 13.19 L | 132000 14.17 L |
| 450 | MX 450F | 09-11 | ---- | AB56145 27.36 L | 131903 13.19 L | 132002 14.17 L |
| 530 | EN 530F | 02-04 | ---- | AB56149 27.36 L | 131908 13.19 L | 132000 14.17 L |
| 530 | EN 530F | 09-11 | ---- | AB56145 27.36 L | 131903 13.19 L | 132002 14.17 L |
| 530 | MX 530F | 02-04 | ---- | AB56149 27.36 L | 131908 13.19 L | 132000 14.17 L |
| 530 | MX 530F | 09-11 | ---- | AB56145 27.36 L | 131903 13.19 L | 132002 14.17 L |
| YAMAHA | | | | | | |
| 50 | DT50 | 88-90 | ---- | AB56104 27.36 L | 131877 13.19 L | 131976 14.17 L |
| 50 | DT50 (SA) | 98 | ---- | AB56104 27.36 L | 131877 13.19 L | 131976 14.17 L |
| 50 | YZ50 | 80 | ---- | AB56100 27.36 L | 131875 13.19 L | 131995 14.17 L |
| 60 | YZ60 | 81-83 | ---- | AB56100 27.36 L | 131875 13.19 L | 131995 14.17 L |
| 80 | BW80 | 86-90 | ---- | ---- | 131875 13.19 L | ---- |
| 80 | MX80 | 80-82 | ---- | AB56100 27.36 L | 131875 13.19 L | 131995 14.17 L |
| 80 | PW80 | 83-06 | ---- | AB56100 27.36 L | 131875 13.19 L | 131995 14.17 L |
| 80 | YZ80 | 74-78 | ---- | ---- | 131876 13.19 L | ---- |
| 80 | YZ80 | 79-82 | ---- | 132759 27.36 L | 131878 13.19 L | 131986 14.17 L |
| 80 | YZ80 | 83-92 | ---- | AB56112 27.36 L | 131880 13.19 L | 131987 14.17 L |
| 80 | YZ80 | 93-01 | 131713 34.72 L | AB56121 27.36 L | 131884 13.19 L | 131972 14.17 L |
| 85 | YZ85 | 02-16 | 131713 34.72 L | AB56121 27.36 L | 131884 13.19 L | 131972 14.17 L |
| 90 | TTR90 | 00-07 | ---- | AB56100 27.36 L | 131875 13.19 L | 131995 14.17 L |
| 100 | DT100 | 74-76 | ---- | AB56105 27.36 L | 131877 13.19 L | 131985 14.17 L |
| 100 | DT100 | 77-83 | ---- | ---- | 131876 13.19 L | ---- |
| 100 | MX100 | 74 | ---- | AB56105 27.36 L | ---- | 131985 14.17 L |
| 100 | MX100 | 75 | ---- | AB56105 27.36 L | 131877 13.19 L | 131985 14.17 L |
| 100 | MX100 | 79-83 | ---- | ---- | 131876 13.19 L | ---- |
| 100 | RT100 | 90-00 | ---- | ---- | 131876 13.19 L | ---- |
| 100 | YZ100 | 76-77 | ---- | ---- | 131906 13.19 L | ---- |
| 100 | YZ100 | 80-81 | ---- | ---- | 131882 13.19 L | ---- |
| 100 | YZ100 | 82-83 | ---- | AB56120 27.36 L | 131883 13.19 L | 131982 14.17 L |
| 110 | TTR110 | 08-16 | ---- | 133018 27.36 L | 132756 13.19 L | 133019 14.17 L |
| 125 | DT X 125 (EURO) | 05-06 | ---- | AB56130 27.36 L | 131891 13.19 L | 131980 14.17 L |
| 125 | DT125 | 74-75 | ---- | AB56105 27.36 L | 131877 13.19 L | 131985 14.17 L |
| 125 | DT125 | 76 | ---- | ---- | 131877 13.19 L | ---- |
| 125 | DT125 | 78 | ---- | ---- | 132756 13.19 L | ---- |
| 125 | DT125 (EURO) | 99-06 | ---- | AB56130 27.36 L | 131891 13.19 L | 131980 14.17 L |
| 125 | IT125 | 81 | ---- | AB56116 27.36 L | 131882 13.19 L | 131983 14.17 L |
| 125 | MX125 | 74-75 | ---- | AB56105 27.36 L | 131877 13.19 L | 131985 14.17 L |
| 125 | MX125 | 76 | ---- | ---- | 131906 13.19 L | ---- |
| 125 | TT125 | 00 | ---- | AB56104 27.36 L | 131877 13.19 L | 131976 14.17 L |
| 125 | TTR125 DRUM BRAKE | 00-07 | ---- | AB56104 27.36 L | 131877 13.19 L | 131976 14.17 L |
| 125 | TTR125 DRUM BRAKE | 08-09 | ---- | ---- | 132756 13.19 L | ---- |
| 125 | TTR125L DISC BRAKE | 00-07 | ---- | AB56104 27.36 L | 131877 13.19 L | 131976 14.17 L |
| 125 | TTR125L DISC BRAKE | 08-15 | ---- | ---- | 132756 13.19 L | ---- |
| 125 | XTZ 125 (SA) | 03-10 | ---- | AB56115 27.36 L | 131882 13.19 L | 131974 14.17 L |
| 125 | YZ125 | 74-75 | ---- | AB56105 27.36 L | 131877 13.19 L | 131985 14.17 L |
| 125 | YZ125 | 76 | ---- | ---- | 131906 13.19 L | ---- |
| 125 | YZ125 | 77-80 | ---- | AB56120 27.36 L | 131883 13.19 L | 131982 14.17 L |
| 125 | YZ125 | 81-83 | ---- | AB56124 27.36 L | 131886 13.19 L | 131981 14.17 L |
| 125 | YZ125 | 84 | ---- | AB56133 27.36 L | 131893 13.19 L | 131970 14.17 L |
| 125 | YZ125 | 85 | ---- | 132476 27.36 L | 131893 13.19 L | 132478 14.17 L |
| 125 | YZ125 | 86-88 | 131714 37.44 L | AB56136 27.36 L | 131895 13.19 L | 131979 14.17 L |
| 125 | YZ125 | 89-90 | 132426 38.82 L | AB56129 27.36 L | 131891 13.19 L | 131969 14.17 L |
| 125 | YZ125 | 91-92 | 131714 37.44 L | AB56135 27.36 L | 131895 13.19 L | 131964 14.17 L |
| 125 | YZ125 | 93-95 | 131696 37.17 L | AB56135 27.36 L | 131895 13.19 L | 131964 14.17 L |
| 125 | YZ125 | 96-03 | 131694 35.29 L | AB56141 27.36 L | 131899 13.19 L | 131965 14.17 L |

- accessories
- body
- handlebar & grips
- cables & levers
- exhaust
- engine
- fuel & intake
- electrical & ignition
- clutch
- drive
- bearings
- brakes
- steering & suspension
- tires
- tools & shop

STEERING & SUSPENSION

ALL BALLS FORK BUSHING OIL & DUST SEAL KITS CONTINUED

| CC | MODEL | YEAR | FORK BUSHING KIT | | | FORK OIL SEAL & DUST SEAL KIT | | | FORK OIL SEAL ONLY KIT | | | FORK DUST SEAL ONLY KIT | | | |
|-------------------------|-------|-------------------|------------------|--------|-------|-------------------------------|---------|-------|------------------------|--------|-------|-------------------------|--------|-------|---|
| YAMAHA CONTINUED | | | | | | | | | | | | | | | |
| | 125 | YZ125 | 04 | 131716 | 36.11 | L | AB56147 | 27.36 | L | 131905 | 13.19 | L | 131967 | 14.17 | L |
| | 125 | YZ125 | 05-16 | 131730 | 46.40 | L | AB56147 | 27.36 | L | 131905 | 13.19 | L | 131967 | 14.17 | L |
| | 175 | CT175 | 72 | ---- | | | AB56105 | 27.36 | L | 131877 | 13.19 | L | 131985 | 14.17 | L |
| | 175 | DT175 | 74-75 | ---- | | | AB56105 | 27.36 | L | 131877 | 13.19 | L | 131985 | 14.17 | L |
| | 175 | DT175 | 76 | ---- | | | ---- | | | 131877 | 13.19 | L | ---- | | |
| | 175 | DT175 | 78 | ---- | | | ---- | | | 132756 | 13.19 | L | ---- | | |
| | 175 | IT175 | 77-81 | ---- | | | AB56120 | 27.36 | L | 131883 | 13.19 | L | 131982 | 14.17 | L |
| | 175 | IT175 | 82 | ---- | | | ---- | | | 131909 | 13.19 | L | 131981 | | |
| | 175 | IT175 | 83 | ---- | | | AB56124 | 27.36 | L | 131886 | 13.19 | L | 131981 | 14.17 | L |
| | 175 | MX175 | 74-75 | ---- | | | AB56105 | 27.36 | L | 131877 | 13.19 | L | 131985 | 14.17 | L |
| | 175 | TY175 | 75-76 | ---- | | | ---- | | | 131877 | 13.19 | L | ---- | | |
| | 175 | YZ175 | 76 | ---- | | | AB56120 | 27.36 | L | 131883 | 13.19 | L | 131982 | 14.17 | L |
| | 180 | RT180 | 90-93 | ---- | | | AB56116 | 27.36 | L | 131882 | 13.19 | L | 131983 | 14.17 | L |
| | 180 | RT180 | 95-98 | ---- | | | AB56115 | 27.36 | L | 131882 | 13.19 | L | 131974 | 14.17 | L |
| | 200 | AG200 | 87-06 | ---- | | | ---- | | | 131882 | 13.19 | L | ---- | | |
| | 200 | BW200 | 85-88 | ---- | | | AB56111 | 27.36 | L | 131880 | 13.19 | L | 131984 | 14.17 | L |
| | 200 | IT200 | 84-86 | 131714 | 37.44 | L | AB56136 | 27.36 | L | 131895 | 13.19 | L | 131979 | 14.17 | L |
| | 200 | TW200 TRAILWAY | 87-16 | ---- | | | AB56111 | 27.36 | L | 131880 | 13.19 | L | 131984 | 14.17 | L |
| | 200 | WR200 | 92 | 132421 | 37.98 | L | AB56129 | 27.36 | L | 131891 | 13.19 | L | 131969 | 14.17 | L |
| | 200 | XT200 | 82-83 | ---- | | | AB56117 | 27.36 | L | 131882 | 13.19 | L | 131992 | 14.17 | L |
| | 225 | TT225 | 86-87 | ---- | | | AB56119 | 27.36 | L | 131883 | 13.19 | L | 131972 | 14.17 | L |
| | 225 | TTR225 | 99-04 | ---- | | | AB56119 | 27.36 | L | 131883 | 13.19 | L | 131972 | 14.17 | L |
| | 225 | XT225 | 92-07 | ---- | | | AB56119 | 27.36 | L | 131883 | 13.19 | L | 131972 | 14.17 | L |
| | 230 | TTR230 | 05-15 | ---- | | | AB56119 | 27.36 | L | 131883 | 13.19 | L | 131972 | 14.17 | L |
| | 250 | DT250 | 72-76 | ---- | | | 133929 | 27.36 | L | 131906 | 13.19 | L | 133938 | 14.17 | L |
| | 250 | DT250 | 77 | ---- | | | 133930 | 27.36 | L | 131906 | 13.19 | L | 133939 | 14.17 | L |
| | 250 | DT250 | 78 | ---- | | | ---- | | | 131906 | 13.19 | L | ---- | | |
| | 250 | DT250 | 79 | ---- | | | AB56120 | 27.36 | L | 131883 | 13.19 | L | 131982 | 14.17 | L |
| | 250 | IT250 | 77-80 | ---- | | | AB56120 | 27.36 | L | 131883 | 13.19 | L | 131982 | 14.17 | L |
| | 250 | IT250 | 81-82 | ---- | | | AB56124 | 27.36 | L | 131886 | 13.19 | L | 131981 | 14.17 | L |
| | 250 | IT250 | 83 | 131714 | 37.44 | L | AB56136 | 27.36 | L | 131895 | 13.19 | L | 131979 | 14.17 | L |
| | 250 | TT250 | 80-82 | ---- | | | AB56120 | 27.36 | L | 131883 | 13.19 | L | 131982 | 14.17 | L |
| | 250 | TTR250 | 99-06 | 131725 | 39.07 | L | AB56136 | 27.36 | L | 131895 | 13.19 | L | 131979 | 14.17 | L |
| | 250 | TY250 | 74 -77 | ---- | | | ---- | | | 131906 | 13.19 | L | ---- | | |
| | 250 | WR250 | 91 | ---- | | | AB56135 | 27.36 | L | 131895 | 13.19 | L | 131964 | 14.17 | L |
| | 250 | WR250 | 92 -93 | 131714 | 37.44 | L | AB56135 | 27.36 | L | 131895 | 13.19 | L | 131964 | 14.17 | L |
| | 250 | WR250 | 94 -97 | 131696 | 37.17 | L | AB56135 | 27.36 | L | 131895 | 13.19 | L | 131964 | 14.17 | L |
| | 250 | WR250F | 01-03 | 131694 | 35.29 | L | AB56141 | 27.36 | L | 131899 | 13.19 | L | 131965 | 14.17 | L |
| | 250 | WR250F | 04 | 132765 | 39.93 | L | AB56141 | 27.36 | L | 131899 | 13.19 | L | 131965 | 14.17 | L |
| | 250 | WR250F | 05 | 131705 | 32.54 | L | AB56147 | 27.36 | L | 131905 | 13.19 | L | 131967 | 14.17 | L |
| | 250 | WR250F | 06-14 | 131716 | 36.11 | L | AB56147 | 27.36 | L | 131905 | 13.19 | L | 131967 | 14.17 | L |
| | 250 | WR250F | 15 | 131730 | 46.40 | L | AB56147 | 27.36 | L | 131905 | 13.19 | L | 131967 | 14.17 | L |
| | 250 | WR250R DUAL SPORT | 08-16 | 131694 | 35.29 | L | AB56141 | 27.36 | L | 131899 | 13.19 | L | 131965 | 14.17 | L |
| | 250 | WR250X SUPERMOTO | 08-11 | 131694 | 35.29 | L | AB56141 | 27.36 | L | 131899 | 13.19 | L | 131965 | 14.17 | L |
| | 250 | XT250 | 80-83 | ---- | | | ---- | | | 131882 | 13.19 | L | ---- | | |
| | 250 | XT250 | 84 | ---- | | | AB56120 | 27.36 | L | 131883 | 13.19 | L | 131982 | 14.17 | L |
| | 250 | XT250 | 08-16 | ---- | | | 133931 | 27.36 | L | 133934 | 13.19 | L | 131974 | 14.17 | L |
| | 250 | XTZ 250 (SA) | 07-12 | ---- | | | ---- | | | 131892 | 13.19 | L | ---- | | |
| | 250 | YZ250 | 74-75 | ---- | | | ---- | | | 131906 | 13.19 | L | ---- | | |
| | 250 | YZ250 | 76 | ---- | | | AB56120 | 27.36 | L | 131883 | 13.19 | L | 131982 | 14.17 | L |
| | 250 | YZ250 | 77-80 | ---- | | | AB56124 | 27.36 | L | 131886 | 13.19 | L | 131981 | 14.17 | L |
| | 250 | YZ250 | 81 | ---- | | | ---- | | | 131895 | 13.19 | L | ---- | | |
| | 250 | YZ250 | 82 | 131714 | 37.44 | L | ---- | | | 131895 | 13.19 | L | ---- | | |
| | 250 | YZ250 | 83-88 | 131714 | 37.44 | L | AB56136 | 27.36 | L | 131895 | 13.19 | L | 131979 | 14.17 | L |
| | 250 | YZ250 | 89-90 | ---- | | | AB56129 | 27.36 | L | 131891 | 13.19 | L | 131969 | 14.17 | L |
| | 250 | YZ250 | 91-92 | 131714 | 37.44 | L | AB56135 | 27.36 | L | 131895 | 13.19 | L | 131964 | 14.17 | L |
| | 250 | YZ250 | 93-95 | 131696 | 37.17 | L | AB56135 | 27.36 | L | 131895 | 13.19 | L | 131964 | 14.17 | L |
| | 250 | YZ250 | 96-03 | 131694 | 35.29 | L | AB56141 | 27.36 | L | 131899 | 13.19 | L | 131965 | 14.17 | L |
| | 250 | YZ250 | 04 | 131716 | 36.11 | L | AB56147 | 27.36 | L | 131905 | 13.19 | L | 131967 | 14.17 | L |
| | 250 | YZ250 | 05-16 | 131730 | 46.40 | L | AB56147 | 27.36 | L | 131905 | 13.19 | L | 131967 | 14.17 | L |
| | 250 | YZ250F | 01-03 | 131694 | 35.29 | L | AB56141 | 27.36 | L | 131899 | 13.19 | L | 131965 | 14.17 | L |
| | 250 | YZ250F | 04 | 131716 | 36.11 | L | AB56147 | 27.36 | L | 131905 | 13.19 | L | 131967 | 14.17 | L |

ALL BALLS FORK BUSHING OIL & DUST SEAL KITS CONTINUED

| CC | MODEL | YEAR | FORK BUSHING KIT | | | FORK OIL SEAL & DUST SEAL KIT | | | FORK OIL SEAL ONLY KIT | | | FORK DUST SEAL ONLY KIT | | |
|-------------------------|---------------|-------|------------------|-------|---|-------------------------------|-------|---|------------------------|-------|---|-------------------------|-------|---|
| YAMAHA CONTINUED | | | | | | | | | | | | | | |
| 250 | YZ250F | 05-16 | 131730 | 46.40 | L | AB56147 | 27.36 | L | 131905 | 13.19 | L | 131967 | 14.17 | L |
| 250 | YZ250FX | 15 | 131730 | 46.40 | L | AB56147 | 27.36 | L | 131905 | 13.19 | L | 131967 | 14.17 | L |
| 250 | YZ250X | 16 | 131730 | 46.40 | L | AB56147 | 27.36 | L | 131905 | 13.19 | L | 131967 | 14.17 | L |
| 350 | TT350 | 86-87 | ----- | | | AB56132 | 27.36 | L | 131892 | 13.19 | L | 131977 | 14.17 | L |
| 350 | TY350 | 85-86 | ----- | | | 133932 | 27.36 | L | 131883 | 13.19 | L | 133940 | 14.17 | L |
| 350 | XT350 | 85-00 | ----- | | | AB56120 | 27.36 | L | 131883 | 13.19 | L | 131982 | 14.17 | L |
| 360 | DT 360 | 73-74 | ----- | | | ----- | | | 131906 | 13.19 | L | ----- | | |
| 360 | MX 360 | 74 | ----- | | | ----- | | | 131906 | 13.19 | L | ----- | | |
| 360 | RT 360 | 70-73 | ----- | | | ----- | | | 131906 | 13.19 | L | ----- | | |
| 400 | DT400 | 75-76 | ----- | | | 133929 | 27.36 | L | 131906 | 13.19 | L | 133938 | 14.17 | L |
| 400 | DT400 | 77 | ----- | | | 133930 | 27.36 | L | 131906 | 13.19 | L | 133939 | 14.17 | L |
| 400 | DT400 | 78 | ----- | | | ----- | | | 131906 | 13.19 | L | ----- | | |
| 400 | IT400 | 76-79 | ----- | | | AB56120 | 27.36 | L | 131883 | 13.19 | L | 131982 | 14.17 | L |
| 400 | MX400 | 75 | ----- | | | ----- | | | 131906 | 13.19 | L | ----- | | |
| 400 | WR400F | 98-00 | 131694 | 35.29 | L | AB56141 | 27.36 | L | 131899 | 13.19 | L | 131965 | 14.17 | L |
| 400 | YZ400 | 76 | ----- | | | AB56120 | 27.36 | L | 131883 | 13.19 | L | 131982 | 14.17 | L |
| 400 | YZ400 | 77-79 | ----- | | | AB56124 | 27.36 | L | 131886 | 13.19 | L | 131981 | 14.17 | L |
| 400 | YZ400F | 98-99 | 131694 | 35.29 | L | AB56141 | 27.36 | L | 131899 | 13.19 | L | 131965 | 14.17 | L |
| 425 | IT425 | 80 | ----- | | | AB56120 | 27.36 | L | 131883 | 13.19 | L | 131982 | 14.17 | L |
| 426 | WR426F | 01-02 | 131694 | 35.29 | L | AB56141 | 27.36 | L | 131899 | 13.19 | L | 131965 | 14.17 | L |
| 426 | YZ426F | 00-02 | 131694 | 35.29 | L | AB56141 | 27.36 | L | 131899 | 13.19 | L | 131965 | 14.17 | L |
| 450 | WR450F | 03 | 131694 | 35.29 | L | AB56141 | 27.36 | L | 131899 | 13.19 | L | 131965 | 14.17 | L |
| 450 | WR450F | 04 | 132765 | 39.93 | L | AB56141 | 27.36 | L | 131899 | 13.19 | L | 131965 | 14.17 | L |
| 450 | WR450F | 05-11 | 131716 | 36.11 | L | AB56147 | 27.36 | L | 131905 | 13.19 | L | 131967 | 14.17 | L |
| 450 | WR450F | 12-15 | 131737 | 24.43 | L | AB56147 | 27.36 | L | 131905 | 13.19 | L | 131967 | 14.17 | L |
| 450 | YZ450F | 03 | 131694 | 35.29 | L | AB56141 | 27.36 | L | 131899 | 13.19 | L | 131965 | 14.17 | L |
| 450 | YZ450F | 04 | 131716 | 36.11 | L | AB56147 | 27.36 | L | 131905 | 13.19 | L | 131967 | 14.17 | L |
| 450 | YZ450F | 05-09 | 131730 | 46.40 | L | AB56147 | 27.36 | L | 131905 | 13.19 | L | 131967 | 14.17 | L |
| 450 | YZ450F | 10-16 | 131737 | 24.43 | L | AB56147 | 27.36 | L | 131905 | 13.19 | L | 131967 | 14.17 | L |
| 465 | IT465 | 81-82 | ----- | | | AB56124 | 27.36 | L | 131886 | 13.19 | L | 131981 | 14.17 | L |
| 465 | YZ465 | 80 | ----- | | | AB56124 | 27.36 | L | 131886 | 13.19 | L | 131981 | 14.17 | L |
| 465 | YZ465 | 81 | 131714 | 37.44 | L | ----- | | | 131895 | 13.19 | L | ----- | | |
| 490 | IT490 | 83-84 | 131714 | 37.44 | L | AB56136 | 27.36 | L | 131895 | 13.19 | L | 131979 | 14.17 | L |
| 490 | YZ490 | 82 | 131714 | 37.44 | L | ----- | | | 131895 | 13.19 | L | ----- | | |
| 490 | YZ490 | 83-90 | 131714 | 37.44 | L | AB56136 | 27.36 | L | 131895 | 13.19 | L | 131979 | 14.17 | L |
| 500 | TT500 | 76-78 | ----- | | | ----- | | | 131883 | 13.19 | L | ----- | | |
| 500 | TT500 | 79-81 | ----- | | | AB56120 | 27.36 | L | 131883 | 13.19 | L | 131982 | 14.17 | L |
| 500 | WR500 | 92-93 | 131696 | 37.17 | L | AB56135 | 27.36 | L | 131895 | 13.19 | L | 131964 | 14.17 | L |
| 50 | XT500 | 76-79 | ----- | | | ----- | | | 131883 | 13.19 | L | ----- | | |
| 500 | XT500 | 80-82 | ----- | | | AB56120 | 27.36 | L | 131883 | 13.19 | L | 131982 | 14.17 | L |
| 550 | XT550 | 82-83 | ----- | | | ----- | | | 131886 | 13.19 | L | ----- | | |
| 600 | TT600 | 83-84 | ----- | | | AB56136 | 27.36 | L | 131895 | 13.19 | L | 131979 | 14.17 | L |
| 600 | TT600 | 85-86 | 131696 | 37.17 | L | AB56136 | 27.36 | L | 131895 | 13.19 | L | 131979 | 14.17 | L |
| 600 | XT600 | 84-95 | ----- | | | AB56128 | 27.36 | L | 131890 | 13.19 | L | 131980 | 14.17 | L |
| 600 | XT600 (SA) | 96-02 | ----- | | | AB56128 | 27.36 | L | 131890 | 13.19 | L | 131980 | 14.17 | L |
| 600 | XT600E (EURO) | 96-02 | ----- | | | AB56130 | 27.36 | L | 131891 | 13.19 | L | 131980 | 14.17 | L |

- accessories
- body
- handlebar & grips
- cables & levers
- exhaust
- engine
- fuel & intake
- electrical & ignition
- clutch
- drive
- bearings
- brakes
- steering & suspension**
- tires
- tools & shop

STEERING & SUSPENSION



REAR SHOCK SEAL HEAD ASSEMBLIES

- Complete assembly, ready to install
- Direct OEM replacement featuring the latest OEM style seal with pre-scraper
- All designs incorporate an air bleed hole for easy re-assembly



- accessories
- body
- handlebar & grips
- cables & levers
- exhaust
- engine
- fuel & intake
- electrical & ignition
- clutch
- drive
- bearings
- brakes
- steering & suspension
- tires
- tools & shop

| CC | MODEL | YEAR | REAR SHOCK SEAL HEAD KIT | | |
|-----------------|------------|-------|--------------------------|-------|---|
| HONDA | | | | | |
| 80 | CR80R | 86-95 | 131669 | 40.36 | L |
| 80 | CR80R | 96-02 | 131670 | 39.52 | L |
| 80 | CR80RB | 97-02 | 131670 | 39.52 | L |
| 85 | CR85R/RB | 03-07 | 131670 | 39.52 | L |
| 125 | CR125R | 81 | 131671 | 39.52 | L |
| 125 | CR125R | 84-86 | 131673 | 38.32 | L |
| 125 | CR125R | 87-92 | 131671 | 39.52 | L |
| 125 | CR125R | 93-07 | 131668 | 39.52 | L |
| 150 | CRF150R/RB | 07-16 | 131670 | 39.52 | L |
| 200 | XR200R | 84-93 | 131673 | 38.32 | L |
| 250 | CR250R | 85-87 | 131674 | 42.16 | L |
| 250 | CR250R | 88-90 | 131677 | 40.36 | L |
| 250 | CR250R | 91 | 131671 | 39.52 | L |
| 250 | CR250R | 93-94 | 131676 | 40.36 | L |
| 250 | CR250R | 95-96 | 131668 | 39.52 | L |
| 250 | CR250R | 97-99 | 131676 | 40.36 | L |
| 250 | CR250R | 00-01 | 131665 | 39.52 | L |
| 250 | CR250R | 02-07 | 131688 | 42.36 | L |
| 250 | CRF250R | 04-16 | 131688 | 42.36 | L |
| 250 | CRF250X | 04-15 | 131688 | 42.36 | L |
| 250 | XR250L | 91-96 | 131673 | 38.32 | L |
| 250 | XR250R | 84-95 | 131673 | 38.32 | L |
| 250 | XR250R | 96-04 | 131671 | 39.52 | L |
| 400 | XR400R | 96-04 | 131677 | 40.36 | L |
| 450 | CR450R | 81 | 131677 | 40.36 | L |
| 450 | CRF450R | 02-08 | 131688 | 42.36 | L |
| 450 | CRF450R | 09-16 | 131665 | 39.52 | L |
| 450 | CRF450X | 05-15 | 131688 | 42.36 | L |
| 500 | CR500R | 85-87 | 131674 | 42.16 | L |
| 500 | CR500R | 88-90 | 131677 | 40.36 | L |
| 500 | CR500R | 91-93 | 131671 | 39.52 | L |
| 500 | CR500R | 95-01 | 131668 | 39.52 | L |
| 600 | XR600R | 91-00 | 131677 | 40.36 | L |
| HUSABERG | | | | | |
| 250 | FE250 | 13-14 | 131682 | 43.37 | L |
| 250 | TE250 | 11-14 | 131682 | 43.37 | L |
| 300 | TE300 | 11-14 | 131682 | 43.37 | L |
| 350 | FE350 | 13-14 | 131682 | 43.37 | L |
| 390 | 390FE | 10-11 | 131682 | 43.37 | L |
| 450 | 450FC | 03-05 | 131682 | 43.37 | L |
| 450 | 450FE | 04-11 | 131682 | 43.37 | L |
| 450 | 450FE-E | 03 | 131682 | 43.37 | L |
| 450 | 450FS | 04 | 131682 | 43.37 | L |
| 450 | 450FS-C | 03-06 | 131682 | 43.37 | L |
| 450 | 450FS-E | 03-08 | 131682 | 43.37 | L |
| 450 | 450FX | 10-11 | 131682 | 43.37 | L |
| 450 | 450FX-E | 03 | 131682 | 43.37 | L |

| CC | MODEL | YEAR | REAR SHOCK SEAL HEAD KIT | | |
|---------------------------|---------|-------|--------------------------|-------|---|
| HUSABERG CONTINUED | | | | | |
| 450 | FE450 | 14 | 131682 | 43.37 | L |
| 501 | FE501 | 13-14 | 131682 | 43.37 | L |
| 550 | 550FE | 07-08 | 131682 | 43.37 | L |
| 550 | 550FS-E | 07 | 131682 | 43.37 | L |
| 570 | 570FE | 09-11 | 131682 | 43.37 | L |
| 570 | 570FS | 10-11 | 131682 | 43.37 | L |
| 650 | 650FC | 04-05 | 131682 | 43.37 | L |
| 650 | 650FE | 04-08 | 131682 | 43.37 | L |
| 650 | 650FS | 04-08 | 131682 | 43.37 | L |
| 650 | 650FS-C | 05-06 | 131682 | 43.37 | L |
| 650 | 650FS-E | 05-07 | 131682 | 43.37 | L |
| HUSQVARNA | | | | | |
| 85 | TC 85 | 14-15 | 131683 | 46.67 | L |
| 125 | CR125 | 01-04 | 131686 | 46.60 | L |
| 125 | TC 125 | 14-15 | 132656 | 44.74 | L |
| 125 | TE 125 | 15 | 132656 | 44.74 | L |
| 125 | WR125 | 01-04 | 131686 | 46.60 | L |
| 250 | CR250 | 01-04 | 131686 | 46.60 | L |
| 250 | FC 250 | 14-15 | 132656 | 44.74 | L |
| 250 | FE 250 | 14-15 | 132656 | 44.74 | L |
| 250 | TC 250 | 14-15 | 132656 | 44.74 | L |
| 250 | TC250 | 03-04 | 131686 | 46.60 | L |
| 250 | TE 250 | 14-15 | 132656 | 44.74 | L |
| 250 | TE250 | 03-04 | 131686 | 46.60 | L |
| 250 | WR250 | 01-04 | 131686 | 46.60 | L |
| 300 | TE 300 | 14-15 | 132656 | 44.74 | L |
| 350 | FC 350 | 14-15 | 132656 | 44.74 | L |
| 350 | FE 350 | 14-15 | 132656 | 44.74 | L |
| 350 | FE 350S | 15 | 132656 | 44.74 | L |
| 360 | WR360 | 01-02 | 131686 | 46.60 | L |
| 400 | SM400R | 04 | 131686 | 46.60 | L |
| 400 | TE400 | 01 | 131686 | 46.60 | L |
| 450 | FC 450 | 14-15 | 132656 | 44.74 | L |
| 450 | FE 450 | 14 | 132656 | 44.74 | L |
| 450 | SM450R | 03-04 | 131686 | 46.60 | L |
| 450 | TC450 | 03-04 | 131686 | 46.60 | L |
| 450 | TE450 | 03-04 | 131686 | 46.60 | L |
| 500 | FE 501 | 14-15 | 132656 | 44.74 | L |
| 500 | FE 501S | 15 | 132656 | 44.74 | L |
| 510 | TE510 | 04 | 131686 | 46.60 | L |
| 570 | SMR570 | 01-04 | 131686 | 46.60 | L |
| 570 | TE570 | 01-04 | 131686 | 46.60 | L |
| 610 | SM610 | 08 | 131686 | 46.60 | L |
| 610 | TE610 | 08 | 131686 | 46.60 | L |
| 630 | SMS630 | 10-11 | 131686 | 46.60 | L |
| 630 | TE630 | 10-11 | 131686 | 46.60 | L |

ALL BALLS REAR SHOCK SEAL HEAD ASSEMBLIES CONTINUED

| CC | MODEL | YEAR | REAR SHOCK SEAL HEAD KIT | | |
|-----------------|----------------|-------|--------------------------|-------|---|
| KAWASAKI | | | | | |
| 65 | KX65 | 00-15 | 131669 | 40.36 | L |
| 80 | KX80 | 86-00 | 131675 | 40.36 | L |
| 80 | KX80 BIG WHEEL | 92-94 | 131675 | 40.36 | L |
| 85 | KX85 | 01-15 | 131675 | 40.36 | L |
| 100 | KX100 | 95-15 | 131675 | 40.36 | L |
| 125 | KX125 | 83-86 | 131673 | 38.32 | L |
| 125 | KX125 | 87 | 131671 | 39.52 | L |
| 125 | KX125 | 88-92 | 131667 | 41.24 | L |
| 125 | KX125 | 93-99 | 131666 | 38.32 | L |
| 125 | KX125 | 00-05 | 131668 | 39.52 | L |
| 200 | KDX200 | 83-88 | 131673 | 38.32 | L |
| 200 | KDX200 | 89-06 | 131671 | 39.52 | L |
| 220 | KDX220 | 97-05 | 131671 | 39.52 | L |
| 250 | KDX250 | 91-94 | 131671 | 39.52 | L |
| 250 | KLX250R | 94-96 | 131671 | 39.52 | L |
| 250 | KX250 | 83-85 | 131673 | 38.32 | L |
| 250 | KX250 | 86 | 131666 | 38.32 | L |
| 250 | KX250 | 87 | 131671 | 39.52 | L |
| 250 | KX250 | 88-92 | 131667 | 41.24 | L |
| 250 | KX250 | 93-99 | 131666 | 38.32 | L |
| 250 | KX250 | 00-07 | 131668 | 39.52 | L |
| 250 | KX250F | 04-05 | 131668 | 39.52 | L |
| 250 | KX250F | 06-16 | 131688 | 42.36 | L |
| 300 | KLX300(R) | 97-07 | 131671 | 39.52 | L |
| 400 | KLX400R | 03-04 | 131665 | 39.52 | L |
| 400 | KLX400SR | 03-04 | 131665 | 39.52 | L |
| 450 | KLX450R | 08-09 | 131668 | 39.52 | L |
| 450 | KX450F | 06-08 | 131668 | 39.52 | L |
| 450 | KX450F | 09-16 | 131665 | 39.52 | L |
| 500 | KX500 | 83-85 | 131673 | 38.32 | L |
| 500 | KX500 | 86 | 131666 | 38.32 | L |
| 500 | KX500 | 87 | 131671 | 39.52 | L |
| 500 | KX500 | 88-93 | 131667 | 41.24 | L |
| 500 | KX500 | 94-04 | 131666 | 38.32 | L |
| 650 | KL650 A (KLR) | 92-07 | 131673 | 38.32 | L |
| 650 | KL650 E (KLR) | 08-15 | 131673 | 38.32 | L |
| 650 | KLX650R | 93-96 | 131671 | 39.52 | L |
| KTM | | | | | |
| 85 | SX 85 | 03-16 | 131683 | 46.67 | L |
| 85 | SXS 85 | 13-14 | 131683 | 46.67 | L |
| 85 | XC 85 | 08-09 | 131683 | 46.67 | L |
| 105 | SX 105 | 06-11 | 131683 | 46.67 | L |
| 105 | XC 105 | 08-09 | 131683 | 46.67 | L |
| 125 | EGS 125 | 99 | 131682 | 43.37 | L |
| 125 | EXC 125 | 99-09 | 131682 | 43.37 | L |
| 125 | EXE 125 | 00-01 | 131682 | 43.37 | L |
| 125 | SX 125 | 99-11 | 131682 | 43.37 | L |
| 125 | SX 125 | 12-16 | 132656 | 44.74 | L |
| 125 | SXS 125 | 04 | 131682 | 43.37 | L |
| 144 | SX 144 | 07-08 | 131682 | 43.37 | L |
| 150 | SX 150 | 09-11 | 131682 | 43.37 | L |
| 150 | SX 150 | 12-16 | 132656 | 44.74 | L |
| 150 | XC 150 | 10-11 | 131682 | 43.37 | L |
| 150 | XC 150 | 12-14 | 132656 | 44.74 | L |

| CC | MODEL | YEAR | REAR SHOCK SEAL HEAD KIT | | |
|----------------------|--------------------------|-------|--------------------------|-------|---|
| KTM CONTINUED | | | | | |
| 200 | EGS 200 | 99 | 131682 | 43.37 | L |
| 200 | EXC 200 | 99-05 | 131682 | 43.37 | L |
| 200 | MXC 200 | 99-03 | 131682 | 43.37 | L |
| 200 | SX 200 | 00-04 | 131682 | 43.37 | L |
| 200 | XC 200 | 06-09 | 131682 | 43.37 | L |
| 200 | XC-W 200 | 06-16 | 131682 | 43.37 | L |
| 250 | EGS 250 | 99 | 131682 | 43.37 | L |
| 250 | EXC 250 | 99-05 | 131682 | 43.37 | L |
| 250 | EXC-G 250 RACING | 02-05 | 131682 | 43.37 | L |
| 250 | FREERIDE 250 R | 15-16 | 131683 | 46.67 | L |
| 250 | MXC 250 | 99-01 | 131682 | 43.37 | L |
| 250 | SX 250 | 99-11 | 131682 | 43.37 | L |
| 250 | SX 250 | 12-16 | 132656 | 44.74 | L |
| 250 | SX-F 250 | 05-10 | 131682 | 43.37 | L |
| 250 | SX-F 250 | 11-16 | 132656 | 44.74 | L |
| 250 | SXS 250 | 01-04 | 131682 | 43.37 | L |
| 250 | XC 250 | 06-11 | 131682 | 43.37 | L |
| 250 | XC 250 | 12-16 | 132656 | 44.74 | L |
| 250 | XC-F 250 | 07-09 | 131682 | 43.37 | L |
| 250 | XC-F 250 | 11-16 | 132656 | 44.74 | L |
| 250 | XC-FW 250 | 07-16 | 131682 | 43.37 | L |
| 250 | XC-W 250 | 06-16 | 131682 | 43.37 | L |
| 300 | EGS 300 | 99 | 131682 | 43.37 | L |
| 300 | EXC 300 | 99-05 | 131682 | 43.37 | L |
| 300 | MXC 300 | 99-05 | 131682 | 43.37 | L |
| 300 | XC 300 | 06-11 | 131682 | 43.37 | L |
| 300 | XC 300 | 12-16 | 132656 | 44.74 | L |
| 300 | XC-W 300 | 06-16 | 131682 | 43.37 | L |
| 300 | XC-W 300 SIX DAYS | 15 | 131682 | 43.37 | L |
| 350 | EXC-F 350 | 13-16 | 131682 | 43.37 | L |
| 350 | FREERIDE 350 (EURO) | 15 | 131683 | 46.67 | L |
| 350 | SX-F 350 | 11-16 | 132656 | 44.74 | L |
| 350 | XC-F 350 | 11-16 | 132656 | 44.74 | L |
| 350 | XC-FW 350 | 12-16 | 131682 | 43.37 | L |
| 350 | XC-FW 350 SIX DAYS | 15 | 131682 | 43.37 | L |
| 380 | EGS 380 | 99 | 131682 | 43.37 | L |
| 380 | EXC 380 | 99-02 | 131682 | 43.37 | L |
| 380 | MXC 380 | 99-01 | 131682 | 43.37 | L |
| 380 | SX 380 | 99-02 | 131682 | 43.37 | L |
| 400 | EXC 400 | 00-02 | 131682 | 43.37 | L |
| 400 | EXC-G 400 | 04-06 | 131682 | 43.37 | L |
| 400 | LC4 400 | 99 | 131682 | 43.37 | L |
| 400 | LC4-E 400 | 00-01 | 131682 | 43.37 | L |
| 400 | MXC 400 | 01-02 | 131682 | 43.37 | L |
| 400 | SC 400 | 00 | 131682 | 43.37 | L |
| 400 | SX 400 | 99-02 | 131682 | 43.37 | L |
| 400 | SXC 400 | 00 | 131682 | 43.37 | L |
| 400 | XC-W 400 | 07-10 | 131682 | 43.37 | L |
| 450 | 450 SX-F FACTORY EDITION | 15 | 132656 | 44.74 | L |
| 450 | EXC 450 | 03-11 | 131682 | 43.37 | L |
| 450 | EXC-G 450 | 04-07 | 131682 | 43.37 | L |
| 450 | EXC-R 450 | 08 | 131682 | 43.37 | L |
| 450 | MXC-G 450 | 03-05 | 131682 | 43.37 | L |
| 450 | SMR 450 | 05-07 | 131682 | 43.37 | L |

- accessories
- body
- handlebar & grips
- cables & levers
- exhaust
- engine
- fuel & intake
- electrical & ignition
- clutch
- drive
- bearings
- brakes
- steering & suspension
- tires
- tools & shop

STEERING & SUSPENSION

ALL BALLS REAR SHOCK SEAL HEAD ASSEMBLIES CONTINUED

- accessories
- body
- handlebar & grips
- cables & levers
- exhaust
- engine
- fuel & intake
- electrical & ignition
- clutch
- drive
- bearings
- brakes
- steering & suspension
- tires
- tools & shop

| CC | MODEL | YEAR | REAR SHOCK SEAL HEAD KIT | | |
|----------------------|------------------|-------|--------------------------|-------|---|
| KTM CONTINUED | | | | | |
| 450 | SMS 450 | 03-04 | 131682 | 43.37 | L |
| 450 | SX 450 | 03-06 | 131682 | 43.37 | L |
| 450 | SX-F 450 | 07-10 | 131682 | 43.37 | L |
| 450 | SX-F 450 | 11-16 | 132656 | 44.74 | L |
| 450 | SXS 450 | 03-04 | 131682 | 43.37 | L |
| 450 | XC 450 | 04-07 | 131682 | 43.37 | L |
| 450 | XC-F 450 | 08-09 | 131682 | 43.37 | L |
| 450 | XC-F 450 | 13-16 | 132656 | 44.74 | L |
| 450 | XCR-W 450 | 08 | 131682 | 43.37 | L |
| 450 | XC-W 450 | 07-16 | 131682 | 43.37 | L |
| 500 | EXC 500 | 12-16 | 131682 | 43.37 | L |
| 500 | EXC 500 SIX DAYS | 16 | 131682 | 43.37 | L |
| 500 | XC-W 500 | 12-16 | 131682 | 43.37 | L |
| 505 | SX-F 505 | 08 | 131682 | 43.37 | L |
| 505 | XC-F 505 | 08-09 | 131682 | 43.37 | L |
| 520 | EXC 520 | 00-02 | 131682 | 43.37 | L |
| 520 | MXC 520 | 01-02 | 131682 | 43.37 | L |
| 520 | SX 520 | 00-02 | 131682 | 43.37 | L |
| 525 | EXC 525 | 03-07 | 131682 | 43.37 | L |
| 525 | MXC-G 525 | 03-05 | 131682 | 43.37 | L |
| 525 | SMR 525 | 05 | 131682 | 43.37 | L |
| 525 | SX 525 | 03-06 | 131682 | 43.37 | L |
| 525 | XC 525 | 06-07 | 131682 | 43.37 | L |
| 525 | XC-W 525 | 07 | 131682 | 43.37 | L |
| 530 | EXC 530 | 10-11 | 131682 | 43.37 | L |
| 530 | EXC-R 530 | 08-09 | 131682 | 43.37 | L |
| 530 | XCR-W 530 | 08 | 131682 | 43.37 | L |
| 530 | XC-W 530 | 09-11 | 131682 | 43.37 | L |
| 560 | SMR 560 | 06-07 | 131682 | 43.37 | L |
| SUZUKI | | | | | |
| 65 | RM65 | 03-05 | 131669 | 40.36 | L |
| 80 | RM80 | 81-01 | 131669 | 40.36 | L |
| 85 | RM85 | 02-04 | 131669 | 40.36 | L |
| 85 | RM85 | 05-15 | 131673 | 38.32 | L |
| 85 | RM85L | 03-04 | 131669 | 40.36 | L |
| 85 | RM85L | 05-15 | 131673 | 38.32 | L |
| 100 | RM100 | 03 | 131675 | 40.36 | L |
| 125 | RM125 | 82-86 | 131673 | 38.32 | L |
| 125 | RM125 | 87-90 | 131671 | 39.52 | L |
| 125 | RM125 | 91 | 131672 | 42.16 | L |
| 125 | RM125 | 92-97 | 131676 | 40.36 | L |
| 125 | RM125 | 98-03 | 131665 | 39.52 | L |
| 125 | RM125 | 04-08 | 131687 | 43.69 | L |
| 250 | RM250 | 81-86 | 131666 | 38.32 | L |
| 250 | RM250 | 87-89 | 131671 | 39.52 | L |
| 250 | RM250 | 90-91 | 131672 | 42.16 | L |
| 250 | RM250 | 92-97 | 131676 | 40.36 | L |
| 250 | RM250 | 98-00 | 131665 | 39.52 | L |
| 250 | RM250 | 01-03 | 131666 | 38.32 | L |
| 250 | RM250 | 04 | 131688 | 42.36 | L |
| 250 | RM250 | 05-08 | 131687 | 43.69 | L |
| 250 | RMX250 | 89-90 | 131671 | 39.52 | L |
| 250 | RMX250 | 91-99 | 131672 | 42.16 | L |
| 250 | RMZ250 | 04-06 | 131668 | 39.52 | L |

| CC | MODEL | YEAR | REAR SHOCK SEAL HEAD KIT | | |
|-------------------------|----------|-------|--------------------------|-------|---|
| SUZUKI CONTINUED | | | | | |
| 250 | RMZ250 | 07-15 | 131687 | 43.69 | L |
| 400 | DRZ400E | 00-07 | 131665 | 39.52 | L |
| 400 | DRZ400K | 00-03 | 131665 | 39.52 | L |
| 400 | DRZ400S | 00-15 | 131665 | 39.52 | L |
| 400 | DRZ400SM | 05-15 | 131665 | 39.52 | L |
| 450 | RMX450 | 10-11 | 131687 | 43.69 | L |
| 450 | RMZ450 | 05-15 | 131687 | 43.69 | L |
| 650 | DR650SE | 96-14 | 131673 | 38.32 | L |
| YAMAHA | | | | | |
| 80 | YZ80 | 81-92 | 131678 | 42.16 | L |
| 80 | YZ80 | 93-01 | 131673 | 38.32 | L |
| 85 | YZ85 | 02-16 | 131673 | 38.32 | L |
| 100 | YZ100 | 82-83 | 131679 | 40.36 | L |
| 125 | YZ125 | 78-83 | 131679 | 40.36 | L |
| 125 | YZ125 | 84-85 | 131678 | 42.16 | L |
| 125 | YZ125 | 86-88 | 131679 | 40.36 | L |
| 125 | YZ125 | 93-05 | 131666 | 38.32 | L |
| 125 | YZ125 | 06-16 | 131680 | 39.52 | L |
| 175 | IT175 | 81-83 | 131679 | 40.36 | L |
| 200 | IT200 | 84-86 | 131678 | 42.16 | L |
| 250 | WR250 | 94-97 | 131666 | 38.32 | L |
| 250 | WR250F | 01-14 | 131666 | 38.32 | L |
| 250 | WR250F | 15 | 131665 | 39.52 | L |
| 250 | YZ250 | 80-88 | 131679 | 40.36 | L |
| 250 | YZ250 | 93-05 | 131666 | 38.32 | L |
| 250 | YZ250 | 06-16 | 131680 | 39.52 | L |
| 250 | YZ250F | 01-05 | 131666 | 38.32 | L |
| 250 | YZ250F | 06-13 | 131680 | 39.52 | L |
| 250 | YZ250F | 14-16 | 131665 | 39.52 | L |
| 250 | YZ250FX | 15 | 131665 | 39.52 | L |
| 250 | YZ250X | 16 | 131680 | 39.52 | L |
| 400 | WR400F | 98-00 | 131666 | 38.32 | L |
| 400 | YZ400F | 98-99 | 131666 | 38.32 | L |
| 426 | WR426F | 01-02 | 131666 | 38.32 | L |
| 426 | YZ426F | 00-02 | 131666 | 38.32 | L |
| 450 | WR450F | 03-15 | 131666 | 38.32 | L |
| 450 | YZ450F | 03-05 | 131666 | 38.32 | L |
| 450 | YZ450F | 06-09 | 131680 | 39.52 | L |
| 450 | YZ450F | 10-16 | 131665 | 39.52 | L |
| 465 | YZ465 | 80-81 | 131679 | 40.36 | L |
| 490 | YZ490 | 83 | 131679 | 40.36 | L |

K&S FORK SEAL KITS & DUST SEAL KITS

FORK SEALS AND DUST SEALS SOLD IN KITS (PAIRS)



| MAKE/MODEL | YEAR | DIA. I.D.MM X O.D.MM X THICK | O.E.M. # | OIL SEAL | DUST SEAL |
|-----------------------|-------|------------------------------|---------------|-----------------------|-----------------------|
| HONDA | | | | | |
| MB5 | 82 | 27mm x 39mm x 10.5mm | 51490-149-840 | 760708 10.95 L | ---- |
| CR-125M "Elsinore" | 77-78 | 35mm x 48mm x 11mm | 91255-400-771 | 760721 10.95 L | ---- |
| CR-125M "Elsinore" | 76 | 35mm x 48mm x 11mm | 91255-434-013 | 760721 10.95 L | ---- |
| CR-125M/M1 "Elsinore" | 74-75 | 31mm x 43mm x 12.5mm | 91255-331-671 | 760713 10.95 L | ---- |
| CR-125R "Elsinore" | 80 | 37mm x 48mm x 10.5mm | 91255-467-671 | 760727 10.95 L | ---- |
| CR-125R "Elsinore" | 80 | 37mm x 48mm x 12.5mm | 91255-467-671 | 760728 10.95 L | ---- |
| CR-125R "Elsinore" | 79 | 37mm x 48mm x 10.5mm | 91255-444-003 | 760727 10.95 L | ---- |
| CR-125R "Elsinore" | 79 | 37mm x 48mm x 12.5mm | 91255-444-003 | 760728 10.95 L | ---- |
| CR-125R | 88-89 | 43mm x 54mm x 11mm | 51490-KS6-305 | 760744 10.95 L | ---- |
| CR-125R | 90 | 45mm x 57mm x 11mm | 51490-KZ3-810 | 760749 10.95 L | 760776 13.95 L |
| CR-125R | 91 | 45mm x 57mm x 11mm | 51490-KZ3-821 | 760749 10.95 L | 760776 13.95 L |
| CR-125R | 00-07 | 46mm x 58mm x 9.5/11mm | 51490-KZ4-J21 | 760751 10.95 L | ---- |
| CR-125R | 81-83 | 38mm x 50mm x 10.5mm | 91255-KA3-004 | 760731 10.95 L | ---- |
| CR-125R | 84-86 | 43mm x 54mm x 11mm | 51490-KA3-731 | 760744 10.95 L | ---- |
| CR-125R | 87 | 43mm x 54mm x 11mm | 51490-KA4-831 | 760744 10.95 L | ---- |
| CR-125R | 92-93 | 43mm x 54mm x 9.5/10mm | 51490-ML3-305 | 760750 10.95 L | 760777 13.95 L |
| CR-125R | 94-96 | 43mm x 55mm x 8/9.5mm | 51490-KZ4-305 | 760742 10.95 L | 760775 13.95 L |
| CR-125R | 94-96 | 43mm x 55mm x 9.5/10mm | 51490-KZ4-305 | 760747 10.95 L | 760775 13.95 L |
| CR-125R | 97-98 | 46mm x 58mm x 9.5/11mm | 51490-MAC-741 | 760751 10.95 L | 760778 13.95 L |
| CR-125R | 99 | 46mm x 58mm x 9.5/11mm | 51490-KZ4-J11 | 760751 10.95 L | 760778 13.95 L |
| CR-250M/M1 "Elsinore" | 75-76 | 35mm x 48mm x 11mm | 91255-434-013 | 760721 10.95 L | ---- |
| CR-250R | 81 | 41mm x 53mm x 10.5mm | 91255-KA4-004 | 760740 10.95 L | ---- |
| CR-250R | 82 | 43mm x 55mm x 10.5mm | 91255-KA4-701 | 760748 10.95 L | ---- |
| CR-250R | 83-84 | 43mm x 54mm x 11mm | 51490-KA4-711 | 760744 10.95 L | ---- |
| CR-250R | 88 | 43mm x 54mm x 11mm | 51490-KS6-305 | 760744 10.95 L | ---- |
| CR-250R | 89-90 | 45mm x 57mm x 11mm | 51490-KZ3-810 | 760749 10.95 L | 760776 13.95 L |
| CR-250R | 91 | 45mm x 57mm x 11mm | 51490-KZ3-821 | 760749 10.95 L | 760776 13.95 L |
| CR-250R | 95 | 43mm x 55mm x 8/9.5mm | 51490-KZ4-305 | 760742 10.95 L | 760775 13.95 L |
| CR-250R | 95 | 43mm x 55mm x 9.5/10mm | 51490-KZ4-305 | 760747 10.95 L | 760775 13.95 L |
| CR-250R "Elsinore" | 78-80 | 37mm x 48mm x 10.5mm | 91255-467-671 | 760727 10.95 L | ---- |
| CR-250R "Elsinore" | 78-80 | 37mm x 48mm x 12.5mm | 91255-467-671 | 760728 10.95 L | ---- |
| CR-250R | 01-03 | 47mm x 58mm x 10mm | 51490-KZ3-J31 | 760755 10.95 L | 760780 13.95 L |
| CR-250R | 04-07 | 47mm x 58mm x 10mm | 51490-MEN-003 | 760755 10.95 L | 760780 13.95 L |
| CR-250R | 85-87 | 43mm x 54mm x 11mm | 51490-KA4-831 | 760744 10.95 L | ---- |
| CR-250R | 92-94 | 43mm x 54mm x 9.5/10mm | 51490-ML3-305 | 760750 10.95 L | 760777 13.95 L |
| CR-250R | 96 | 46mm x 58mm x 9.5/11mm | 51490-MAC-741 | 760751 10.95 L | 760778 13.95 L |
| CR-250R | 97-98 | 47mm x 58mm x 10mm | 51490-KZ3-B01 | 760755 10.95 L | 760780 13.95 L |
| CR-250R | 99-00 | 47mm x 58mm x 10mm | 51490-KZ3-J11 | 760755 10.95 L | 760780 13.95 L |
| CR-450R | 81 | 41mm x 53mm x 10.5mm | 91255-KA4-004 | 760740 10.95 L | ---- |
| CR-480R | 83 | 43mm x 54mm x 11mm | 51490-KA4-711 | 760744 10.95 L | ---- |
| CR-480R | 82 | 43mm x 55mm x 10.5mm | 91255-KA4-701 | 760748 10.95 L | ---- |
| CR-500R | 84 | 43mm x 54mm x 11mm | 51490-KA4-731 | 760744 10.95 L | ---- |
| CR-500R | 85-87 | 43mm x 54mm x 11mm | 51490-KA4-831 | 760744 10.95 L | ---- |
| CR-500R | 88 | 43mm x 54mm x 11mm | 51490-KS6-305 | 760744 10.95 L | ---- |
| CR-500R | 89-90 | 45mm x 57mm x 11mm | 51490-KZ3-810 | 760749 10.95 L | 760776 13.95 L |
| CR-500R | 91 | 45mm x 57mm x 11mm | 51490-KZ3-821 | 760749 10.95 L | 760776 13.95 L |
| CR-500R | 92-94 | 43mm x 54mm x 9.5/10mm | 51490-ML3-305 | 760750 10.95 L | 760777 13.95 L |
| CR-500R | 95 | 43mm x 55mm x 8/9.5mm | 51490-KZ4-305 | 760742 10.95 L | 760775 13.95 L |
| CR-500R | 95 | 43mm x 55mm x 9.5/10mm | 51490-KZ4-305 | 760747 10.95 L | 760775 13.95 L |
| CR-500R | 96-01 | 46mm x 58mm x 9.5/11mm | 51490-MAC-741 | 760751 10.95 L | 760778 13.95 L |
| CR-60R | 83 | 27mm x 39mm x 10.5mm | 51490-149-840 | 760708 10.95 L | ---- |
| CR-60R | 84 | 30mm x 42mm x 10.5mm | 51490-GF5-731 | 760710 10.95 L | ---- |
| CR-80R | 80-81 | 30mm x 42mm x 10.5mm | 91255-169-003 | 760710 10.95 L | ---- |
| CR-80R | 87-95 | 35mm x 48mm x 11mm | 51490-KT2-305 | 760721 10.95 L | ---- |
| CR-80R | 96-98 | 37mm x 50mm x 11mm | 51490-GBF-831 | 760730 10.95 L | ---- |
| CR-80R | 99-02 | 37mm x 50mm x 11mm | 51490-GBF-J21 | 760730 10.95 L | ---- |
| CR-80R | 82 | 31mm x 43mm x 10.3mm | 91255-446-013 | 760712 10.95 L | ---- |
| CR-80R | 83 | 31mm x 43mm x 10mm | 51490-GC4-700 | 760711 10.95 L | ---- |

- accessories
- body
- handlebar & grips
- cables & levers
- exhaust
- engine
- fuel & intake
- electrical & ignition
- clutch
- drive
- bearings
- brakes
- steering & suspension**
- tires
- tools & shop

STEERING & SUSPENSION

K&S FORK SEAL KITS & DUST SEAL KITS CONTINUED

| MAKE/MODEL | YEAR | DIA. I.D.MM X O.D.MM X THICK | O.E.M. # | OIL SEAL | DUST SEAL |
|------------------------|-----------------|------------------------------|---------------|-----------------------|-----------------------|
| HONDA CONTINUED | | | | | |
| CR-80R | 84 | 33mm x 46mm x 10.5mm | 51490-GC4-731 | 760716 10.95 L | ----- |
| CR-80R | 85-86 | 33mm x 46mm x 10.5mm | 51490-GC4-830 | 760716 10.95 L | ----- |
| CR-85R | 03-07 | 37mm x 50mm x 11mm | 51490-GBF-J21 | 760730 10.95 L | ----- |
| CRF-100F | 04-09,
11-13 | 27mm x 39mm x 10.5mm | 51490-GN1-013 | 760708 10.95 L | ----- |
| CRF-150R | 07-09,
12-14 | 37mm x 50mm x 11mm | 51490-GBF-J21 | 760730 10.95 L | ----- |
| CRF-250X | 04-09,
12-13 | 47mm x 58mm x 10mm | 51490-KSC-003 | 760755 10.95 L | 760780 13.95 L |
| CRF-450R | 02-03 | 47mm x 58mm x 10mm | 51490-KZ3-J31 | 760755 10.95 L | 760780 13.95 L |
| CRF-450R | 04-08 | 47mm x 58mm x 10mm | 51490-MEN-003 | 760755 10.95 L | 760780 13.95 L |
| CRF-450X | 05-09,
12-14 | 47mm x 58mm x 10mm | 51490-KSC-003 | 760755 10.95 L | 760780 13.95 L |
| CRF-70F | 04-09,
11-12 | 27mm x 39mm x 10.5mm | 51490-GZ0-305 | 760708 10.95 L | ----- |
| CRF-80F | 04-09,
11-13 | 27mm x 39mm x 10.5mm | 51490-GN1-013 | 760708 10.95 L | ----- |
| XL-100 | 74-78 | 31mm x 43mm x 12.5mm | 91255-331-671 | 760713 10.95 L | ----- |
| XL-100S | 81-85 | 27mm x 39mm x 10.5mm | 51490-149-840 | 760708 10.95 L | ----- |
| XL-100S | 80 | 31mm x 43mm x 10mm | 51490-KC1-305 | 760711 10.95 L | ----- |
| XL-125K/K1 | 74-78 | 31mm x 43mm x 12.5mm | 91255-331-671 | 760713 10.95 L | ----- |
| XL-125S | 84 | 31mm x 43mm x 10.3mm | 91255-446-013 | 760712 10.95 L | ----- |
| XL-125S | 85 | 31mm x 43mm x 10mm | 51490-437-305 | 760711 10.95 L | ----- |
| XL-185S | 79-80 | 31mm x 43mm x 12.5mm | 91255-331-671 | 760713 10.95 L | ----- |
| XL-185S | 83 | 31mm x 43mm x 10.3mm | 91255-446-013 | 760712 10.95 L | ----- |
| XL-200R | 83-84 | 33mm x 46mm x 10.5mm | 51490-KB9-305 | 760716 10.95 L | ----- |
| XL-250 "Motosport 250" | 72, 74-76 | 35mm x 48mm x 11mm | 91255-434-013 | 760721 10.95 L | ----- |
| XL-250S | 78-80 | 35mm x 48mm x 11mm | 91255-400-771 | 760721 10.95 L | ----- |
| XL-250S | 81 | 35mm x 48mm x 11mm | 91255-434-013 | 760721 10.95 L | ----- |
| XL-350 | 74-78 | 35mm x 48mm x 11mm | 91255-434-013 | 760721 10.95 L | ----- |
| XL-350R | 84-85 | 39mm x 52mm x 11mm | 51490-MG2-871 | 760735 10.95 L | ----- |
| XL-500R | 82 | 37mm x 50mm x 11mm | 91255-461-003 | 760730 10.95 L | ----- |
| XL-500S | 79-80 | 35mm x 48mm x 11mm | 91255-300-033 | 760721 10.95 L | ----- |
| XL-500S | 80-81 | 35mm x 48mm x 11mm | 91255-434-013 | 760721 10.95 L | ----- |
| XL-600R | 83-87 | 39mm x 52mm x 11mm | 51490-MG2-871 | 760735 10.95 L | 760772 15.95 L |
| XL-600V "Transalp" | 89-90 | 41mm x 54mm x 11mm | 51490-KFO-305 | 760741 10.95 L | ----- |
| XL-75 | 77-79 | 27mm x 39mm x 10.5mm | 90756-118-003 | 760708 10.95 L | ----- |
| XL-80 | 80-85 | 27mm x 39mm x 10.5mm | 90756-118-003 | 760708 10.95 L | ----- |
| XR-100R | 85-03 | 27mm x 39mm x 10.5mm | 51490-GN1-013 | 760708 10.95 L | ----- |
| XR-200 | 80-84 | 31mm x 43mm x 10mm | 51490-446-770 | 760711 10.95 L | ----- |
| XR-200R | 81-83 | 35mm x 48mm x 11mm | 91255-MA6-013 | 760721 10.95 L | ----- |
| XR-200R | 84-02 | 36mm x 48mm x 10.5mm | 51490-KKO-305 | 760725 10.95 L | ----- |
| XR-250 | 79-80 | 35mm x 48mm x 11mm | 91255-434-003 | 760721 10.95 L | ----- |
| XR-250L | 91-96 | 41mm x 54mm x 11mm | 51490-KAE-003 | 760741 10.95 L | ----- |
| XR-250R | 84-85 | 38mm x 50mm x 10.5mm | 51490-KA3-711 | 760731 10.95 L | ----- |
| XR-250R | 81-82 | 37mm x 50mm x 11mm | 91255-461-003 | 760730 10.95 L | ----- |
| XR-250R | 86-89 | 41mm x 53mm x 8mm | 51490-KT1-670 | 760737 10.95 L | ----- |
| XR-250R | 90-04 | 41mm x 53mm x 8/10.5mm | 51490-KZ1-670 | 760739 10.95 L | ----- |
| XR-350R | 83-85 | 41mm x 54mm x 11mm | 51490-KN5-305 | 760741 10.95 L | ----- |
| XR-400R | 96-04 | 43mm x 54mm x 11mm | 51490-KS6-305 | 760744 10.95 L | ----- |
| XR-500R | 83-84 | 43mm x 54mm x 11mm | 51490-KA4-711 | 760744 10.95 L | ----- |
| XR-600R | 85-00 | 43mm x 54mm x 11mm | 51490-KA4-831 | 760744 10.95 L | ----- |
| XR-650L | 93-09,
12-14 | 43mm x 54mm x 11mm | 51490-KA4-831 | 760744 10.95 L | ----- |
| XR-650R | 00-07 | 46mm x 58mm x 10.5/11mm | 51490-MBN-671 | 760753 10.95 L | ----- |
| XR-70R | 97-03 | 27mm x 39mm x 10.5mm | 90756-118-003 | 760708 10.95 L | ----- |
| XR-80 | 83-84 | 27mm x 39mm x 10.5mm | 51490-149-840 | 760708 10.95 L | ----- |
| XR-80R | 85-03 | 27mm x 39mm x 10.5mm | 51490-GN1-013 | 760708 10.95 L | ----- |
| KAWASAKI | | | | | |
| KD-100 | 76-79 | 27mm x 39mm x 10.5mm | 92049-1075 | 760708 10.95 L | ----- |
| KD-100 | 76-79 | 27mm x 39mm x 10.5mm | 92049-1075 | 760708 10.95 L | ----- |

K&S FORK SEAL KITS & DUST SEAL KITS CONTINUED

| MAKE/MODEL | YEAR | DIA. I.D.MM X O.D.MM X THICK | O.E.M. # | OIL SEAL | DUST SEAL |
|---------------------------|--------------|------------------------------|------------|-----------------------|-----------------------|
| KAWASAKI CONTINUED | | | | | |
| KD-125 | 75-79 | 31mm x 43mm x 12.5mm | 44009-018 | 760713 10.95 L | ---- |
| KD-175A | 76-79 | 32mm x 44mm x 10.5mm | 44009-025 | 760714 10.95 L | ---- |
| KD-80A | 75-76 | 27mm x 39mm x 10.5mm | 44009-017 | 760708 10.95 L | ---- |
| KDX-200 A1-A3 | 83-85 | 38mm x 50mm x 10.5mm | 92049-1180 | 760731 10.95 L | ---- |
| KDX-200C1-C3 | 86-88 | 43mm x 55mm x 10.5mm | 92049-1104 | 760748 10.95 L | ---- |
| KDX-200E1-E4 | 89-92 | 43mm x 55mm x 10.5mm | 92049-1295 | 760748 10.95 L | ---- |
| KDX-200E5-E6 | 93-94 | 41mm x 53mm x 8 mm | 92049-1356 | 760737 10.95 L | 760773 13.95 L |
| KDX-200H | 95-06 | 43mm x 55mm x 8/9.5mm | 92049-1316 | 760742 10.95 L | ---- |
| KDX-200H | 95-06 | 43mm x 55mm x 9.5/10mm | 92049-1316 | 760747 10.95 L | ---- |
| KDX-250D1-D4 | 91-94 | 43mm x 55mm x 8/9.5mm | 92049-1373 | 760742 10.95 L | 760775 13.95 L |
| KDX-250D1-D4 | 91-94 | 43mm x 55mm x 9.5/10mm | 92049-1373 | 760747 10.95 L | 760775 13.95 L |
| KDX-400 A1-A2 | 79-80 | 38mm x 50mm x 10.5mm | 92049-1042 | 760731 10.95 L | ---- |
| KDX-80A1-A2/B2-B3/C1-C5 | 80-88 | 30mm x 42mm x 10.5mm | 92049-1069 | 760710 10.95 L | ---- |
| KE-100A5-A10 | 76-81 | 30mm x 40.5mm x 10.5mm | 44009-019 | 760709 10.95 L | ---- |
| KE-100B1-B20 | 82-01 | 30mm x 40.5mm x 10.5mm | 92049-1067 | 760709 10.95 L | ---- |
| KE-125 | 82-83 | 31mm x 43mm x 10mm | 92049-1080 | 760711 10.95 L | ---- |
| KE-175D2-D5 | 80-83 | 35mm x 48mm x 11mm | 92049-1029 | 760721 10.95 L | ---- |
| KE-250B1-B3 | 77-79 | 35mm x 48mm x 10.5mm | 44009-016 | 760720 10.95 L | ---- |
| KH-500A8 | 76 | 36mm x 48mm x 10.5mm | 44009-024 | 760725 10.95 L | ---- |
| KL-250A3-A5 | 80-82 | 36mm x 48mm x 10.5mm | 92049-1009 | 760725 10.95 L | ---- |
| KL-250D2-D22 "KLR250" | 85-05 | 36mm x 48mm x 10.5mm | 92049-1216 | 760725 10.95 L | ---- |
| KL-600A1 "KLR" | 84 | 38mm x 50mm x 10.5mm | 92049-1180 | 760731 10.95 L | ---- |
| KL-650A "KLR650" | 87-07 | 38mm x 50mm x 10.5mm | 92049-1180 | 760731 10.95 L | ---- |
| KL-650E "KLR650" | 08-14 | 41mm x 53mm x 8mm | 92049-1356 | 760737 10.95 L | ---- |
| KLX-110 C/D | 10-14 | 30mm x 42mm x 10.5mm | 92049-1069 | 760710 10.95 L | ---- |
| KLX-140 / L | 08-09, 11-14 | 33mm x 46mm x 11mm | 92049-1524 | 760764 10.95 L | ---- |
| KLX-250 S | 09-14 | 43mm x 55mm x 8/9.5mm | 92049-1373 | 760742 10.95 L | 760775 13.95 L |
| KLX-250 S | 09-14 | 43mm x 55mm x 9.5/10mm | 92049-1373 | 760747 10.95 L | 760775 13.95 L |
| KLX-250A1/A2 | 79-80 | 36mm x 48mm x 10.5mm | 92049-1009 | 760725 10.95 L | ---- |
| KLX-250D2-D4 | 94-96 | 43mm x 55mm x 8/9.5mm | 92049-1373 | 760742 10.95 L | 760775 13.95 L |
| KLX-250D2-D4 | 94-96 | 43mm x 55mm x 9.5/10mm | 92049-1373 | 760747 10.95 L | 760775 13.95 L |
| KLX-300 A | 97-07 | 43mm x 55mm x 9.5/10mm | 92049-1373 | 760747 10.95 L | 760775 13.95 L |
| KLX-450A | 08 | 47.5mm x 58mm x 8.5/10mm | 92049-0056 | 760769 10.95 L | 760789 16.95 L |
| KLX-650A1-A3 | 93-95 | 43mm x 55mm x 8/9.5mm | 92049-1373 | 760742 10.95 L | 760775 13.95 L |
| KLX-650A1-A3 | 93-95 | 43mm x 55mm x 9.5/10mm | 92049-1373 | 760747 10.95 L | 760775 13.95 L |
| KLX-650D1 | 96 | 43mm x 55mm x 8/9.5mm | 92049-1373 | 760742 10.95 L | 760775 13.95 L |
| KLX-650D1 | 96 | 43mm x 55mm x 9.5/10mm | 92049-1373 | 760747 10.95 L | 760775 13.95 L |
| KS-125 | 74-75 | 31mm x 43mm x 12.5mm | 44009-018 | 760713 10.95 L | ---- |
| KV-100 | 76 | 30mm x 40.5mm x 10.5mm | 92049-1049 | 760709 10.95 L | ---- |
| KX-100B5-B7 | 85-87 | 36mm x 48mm x 8/9.5mm | 92049-1394 | 760724 10.95 L | ---- |
| KX-125 F1 | 88 | 43mm x 55mm x 8/9.5mm | 92049-1316 | 760742 10.95 L | ---- |
| KX-125 F1 | 88 | 43mm x 55mm x 9.5/10mm | 92049-1316 | 760747 10.95 L | ---- |
| KX-125 H2 | 91 | 43mm x 55mm x 8/9.5mm | 92049-1373 | 760742 10.95 L | 760775 13.95 L |
| KX-125 H2 | 91 | 43mm x 55mm x 9.5/10mm | 92049-1373 | 760747 10.95 L | 760775 13.95 L |
| KX-125 A4-A5 | 78-79 | 36mm x 48mm x 10.5mm | 92049-1009 | 760725 10.95 L | ---- |
| KX-125 A6-A7 | 80-81 | 38mm x 50mm x 10.5mm | 92049-1042 | 760731 10.95 L | ---- |
| KX-125 B1 | 82 | 41mm x 53mm x 10.5mm | 92049-1091 | 760740 10.95 L | ---- |
| KX-125 H1 | 90 | 41mm x 53mm x 8mm | 92049-1338 | 760737 10.95 L | 760773 13.95 L |
| KX-125B2/C1/C2/D1/E1-E2 | 83-87 | 43mm x 55mm x 10.5mm | 92049-1104 | 760748 10.95 L | ---- |
| KX-125G1 | 89 | 46mm x 58mm x 10.5/11mm | 92049-1341 | 760753 10.95 L | ---- |
| KX-125K3-K5 | 96-98 | 46mm x 58mm x 9.5/11mm | 92049-1440 | 760751 10.95 L | 760778 13.95 L |
| KX-125L1 | 99 | 46mm x 58mm x 9.5/11mm | 92049-1504 | 760751 10.95 L | 760778 13.95 L |
| KX-125L2-L3 | 00-01 | 46mm x 58mm x 9.5/11mm | 92049-1504 | 760751 10.95 L | ---- |
| KX-125L4/M1/M2 | 02-04 | 47.5mm x 58mm x 8.5/10mm | 92049-1599 | 760769 10.95 L | 760789 16.95 L |
| KX-125M3 | 05 | 47.5mm x 58mm x 8.5/10mm | 92049-0056 | 760769 10.95 L | 760789 16.95 L |
| KX-250 A/A1/A2 | 74-76 | 36mm x 48mm x 10.5mm | 44009-014 | 760725 10.95 L | ---- |
| KX-250 A3 | 77 | 36mm x 48mm x 10.5mm | 44009-024 | 760725 10.95 L | ---- |
| KX-250 A4 | 78 | 36mm x 48mm x 10.5mm | 92049-1009 | 760725 10.95 L | ---- |
| KX-250 A5-A7 | 79-81 | 38mm x 50mm x 10.5mm | 92049-1042 | 760731 10.95 L | ---- |
| KX-250 B1 | 82 | 41mm x 53mm x 10.5mm | 92049-1092 | 760740 10.95 L | ---- |
| KX-250 R | 05 | 47.5mm x 58mm x 8.5/10mm | 92049-0056 | 760769 10.95 L | 760789 16.95 L |
| KX-250 R | 06-07 | 47.5mm x 58mm x 8.5/10mm | 92049-0070 | 760769 10.95 L | 760789 16.95 L |

- accessories
- body
- handlebar & grips
- cables & levers
- exhaust
- engine
- fuel & intake
- electrical & ignition
- clutch
- drive
- bearings
- brakes
- steering & suspension**
- tires
- tools & shop

STEERING & SUSPENSION

K&S FORK SEAL KITS & DUST SEAL KITS CONTINUED

| MAKE/MODEL | YEAR | DIA. I.D.MM X O.D.MM X THICK | O.E.M. # | OIL SEAL | DUST SEAL |
|---------------------------|-------|------------------------------|-------------|-----------------------|-----------------------|
| KAWASAKI CONTINUED | | | | | |
| KX-250C1-C2/D1-D2/E1 | 83-87 | 43mm x 55mm x 10.5mm | 92049-1104 | 760748 10.95 L | ----- |
| KX-250F1 | 88 | 43mm x 55mm x 8/9.5mm | 92049-1316 | 760742 10.95 L | ----- |
| KX-250G1 | 89 | 46mm x 58mm x 10.5/11mm | 92049-1341 | 760753 10.95 L | ----- |
| KX-250H1 | 90 | 41mm x 53mm x 8mm | 92049-1338 | 760737 10.95 L | 760773 13.95 L |
| KX-250H2 | 91 | 43mm x 55mm x 8/9.5mm | 92049-1373 | 760742 10.95 L | 760775 13.95 L |
| KX-250H2 | 91 | 43mm x 55mm x 9.5/10mm | 92049-1373 | 760747 10.95 L | 760775 13.95 L |
| KX-250K3-K5 | 96-98 | 46mm x 58mm x 9.5/11mm | 92049-1440 | 760751 10.95 L | 760778 13.95 L |
| KX-250L1 | 99 | 46mm x 58mm x 9.5/11mm | 92049-1504 | 760751 10.95 L | 760778 13.95 L |
| KX-250L2-L3 | 00-01 | 46mm x 58mm x 9.5/11mm | 92049-1504 | 760751 10.95 L | ----- |
| KX-250L4/M1/M2 | 02-04 | 47.5mm x 58mm x 8.5/10mm | 92049-1599 | 760769 10.95 L | 760789 16.95 L |
| KX-400 A1/A2 | 75-76 | 36mm x 48mm x 10.5mm | 44009-014 | 760725 10.95 L | ----- |
| KX-420 A1-A2 | 80-81 | 38mm x 50mm x 10.5mm | 92049-1042 | 760731 10.95 L | ----- |
| KX-450 D/F | 06-08 | 47.5mm x 58mm x 8.5/10mm | 92049-0070 | 760769 10.95 L | 760789 16.95 L |
| KX-450 F | 09-12 | 47.5mm x 58mm x 8.5/10mm | 92049-0070 | 760769 10.95 L | 760789 16.95 L |
| KX-500 D1 | 88 | 43mm x 55mm x 8/9.5mm | 92049-1316 | 760742 10.95 L | ----- |
| KX-500 D1 | 88 | 43mm x 55mm x 9.5/10mm | 92049-1316 | 760747 10.95 L | ----- |
| KX-500 E2 | 90 | 41mm x 53mm x 8mm | 92049-1338 | 760737 10.95 L | 760773 13.95 L |
| KX-500A1-A2/B1-B2/C1 | 83-87 | 43mm x 55mm x 10.5mm | 92049-1104 | 760748 10.95 L | ----- |
| KX-500E1 | 89 | 46mm x 58mm x 10.5/11mm | 92049-1341 | 760753 10.95 L | ----- |
| KX-500E3-E8 | 91-96 | 43mm x 55mm x 8/9.5mm | 92049-1373 | 760742 10.95 L | 760775 13.95 L |
| KX-500E3-E8 | 91-96 | 43mm x 55mm x 9.5/10mm | 92049-1373 | 760747 10.95 L | 760775 13.95 L |
| KX-500E9-E16 | 97-04 | 46mm x 58mm x 9.5/11mm | 92049-1440 | 760751 10.95 L | 760778 13.95 L |
| KX-60A1/A2 | 83-84 | 30mm x 42mm x 10.5mm | 92049-1069 | 760710 10.95 L | ----- |
| KX-65A | 00-14 | 33mm x 46mm x 11mm | 92049-1524 | 760764 10.95 L | ----- |
| KX-80 A1/A2/C1 | 79-81 | 30mm x 42mm x 10.5mm | 92049-1069 | 760710 10.95 L | ----- |
| KX-80 C2 | 82 | 31mm x 43mm x 10mm | 92049-1080 | 760711 10.95 L | ----- |
| KX-80 G1/G2 | 86-87 | 35mm x 48mm x 11mm | 92049-1252 | 760721 10.95 L | ----- |
| KX-80 L1-L3/N1-N3 | 88-90 | 35mm x 48mm x 11mm | 92049-1252 | 760721 10.95 L | ----- |
| KX-80 T2-T4 | 92-94 | 36mm x 48mm x 8/9.5mm | 92049-1394 | 760724 10.95 L | ----- |
| KX-80E1 | 83 | 33mm x 46mm x 10.5mm | 92049-1077 | 760716 10.95 L | ----- |
| KX-80E2/E3 | 84-85 | 33mm x 45mm x 10.5/12mm | 92049-1179 | 760715 10.95 L | ----- |
| KX-80R2/R3/R4/R5/R6/R7 | 92-97 | 38mm x 50mm x 10.5mm | 92049-1180 | 760731 10.95 L | ----- |
| KX-85 A | 01-14 | 36mm x 48mm x 8/9.5mm | 92049-1394 | 760724 10.95 L | ----- |
| KTM | | | | | |
| 50 Mini-Adventure | 97-01 | 31.7mm x 42mm x 7/9mm | 45001014000 | 760765 11.95 L | 760787 16.95 L |
| 50 Mini-Adventure | 02-07 | 32mm x 42mm x 6.5/9.5mm | 7528230 | 760766 11.95 L | 760788 16.95 L |
| 50 SX Mini | 08-11 | 32mm x 42mm x 6.5/9.5mm | 7528230 | 760766 11.95 L | 760788 16.95 L |
| 50 SXR Pro Junior | 97 | 31.7mm x 42mm x 7/9mm | 45001014000 | 760765 11.95 L | 760787 16.95 L |
| 50 SX Pro Junior | 98-99 | 31.7mm x 42mm x 7/9mm | 45001014000 | 760765 11.95 L | 760787 16.95 L |
| 50 SX Junior | 00-01 | 31.7mm x 42mm x 7/9mm | 45001014000 | 760765 11.95 L | 760787 16.95 L |
| 50 Junior-Adventure | 01 | 31.7mm x 42mm x 7/9mm | 45001014000 | 760765 11.95 L | 760787 16.95 L |
| 50 Junior-Adventure | 02-03 | 32mm x 42mm x 6.5/9.5mm | 7528230 | 760766 11.95 L | 760788 16.95 L |
| 50 SX Pro Junior LC | 02-05 | 32mm x 42mm x 6.5/9.5mm | 7528230 | 760766 11.95 L | 760788 16.95 L |
| 50 SX Junior | 06-09 | 32mm x 42mm x 6.5/9.5mm | 7528230 | 760766 11.95 L | 760788 16.95 L |
| 50 SXR Pro Senior | 97 | 31.7mm x 42mm x 7/9mm | 45001014000 | 760765 11.95 L | 760787 16.95 L |
| 50 SX Pro Senior | 98-99 | 31.7mm x 42mm x 7/9mm | 45001014000 | 760765 11.95 L | 760787 16.95 L |
| 50 SX Senior-Adventure | 00-01 | 31.7mm x 42mm x 7/9mm | 45001014000 | 760765 11.95 L | 760787 16.95 L |
| 50 Senior-Adventure | 02-07 | 32mm x 42mm x 6.5/9.5mm | 7528230 | 760766 11.95 L | 760788 16.95 L |
| 50 SX Pro Senior LC | 02-05 | 32mm x 42mm x 6.5/9.5mm | 7528230 | 760766 11.95 L | 760788 16.95 L |
| 50 Super Moto | 06 | 32mm x 42mm x 6.5/9.5mm | 7528230 | 760766 11.95 L | 760788 16.95 L |
| 50 SX | 06-11 | 32mm x 42mm x 6.5/9.5mm | 7528230 | 760766 11.95 L | 760788 16.95 L |
| 60 SX | 98-00 | 31.7mm x 42mm x 7/9mm | 45001014000 | 760765 11.95 L | 760787 16.95 L |
| 65 SX | 98-01 | 31.7mm x 42mm x 7/9mm | 45001014000 | 760765 11.95 L | 760787 16.95 L |
| 65 SX | 02-11 | 35mm x 47mm x 10.5mm | 7528034 | 760722 10.95 L | 760770 16.95 L |
| 65 XC | 08-09 | 35mm x 47mm x 10.5mm | 7528034 | 760722 10.95 L | 760770 16.95 L |
| 80 MX Pro-mini | 86 | 35mm x 47mm x 10.5mm | 7528034 | 760722 10.95 L | 760770 16.95 L |
| 80 MX Super-mini | 86 | 35mm x 47mm x 10.5mm | 7528034 | 760722 10.95 L | 760770 16.95 L |
| 80 MX Pro-Lever | 86 | 38mm x 50mm x 10mm | 7528035 | 760731 10.95 L | ----- |
| 85 MX Super-mini | 86 | 35mm x 47mm x 10.5mm | 7528034 | 760722 10.95 L | 760770 16.95 L |
| 85 MX Pro-Lever | 86 | 38mm x 50mm x 10mm | 7528035 | 760731 10.95 L | ----- |

K&S FORK SEAL KITS & DUST SEAL KITS CONTINUED

| MAKE/MODEL | YEAR | DIA. I.D.MM X O.D.MM X THICK | O.E.M. # | OIL SEAL | DUST SEAL |
|-----------------------|-----------|------------------------------|----------|----------------|----------------|
| KTM CONTINUED | | | | | |
| 85 SX | 03-12 | 43mm x 52.7mm x 9.5/10.3mm | 43570201 | 760760 12.95 L | 760783 16.95 L |
| 85 XC | 08-09 | 43mm x 52.7mm x 9.5/10.3mm | 43570201 | 760760 12.95 L | 760783 16.95 L |
| 105 SX | 04, 06-11 | 43mm x 52.7mm x 9.5/10.3mm | 43570201 | 760760 12.95 L | 760783 16.95 L |
| 105 XC | 08-09 | 43mm x 52.7mm x 9.5/10.3mm | 43570201 | 760760 12.95 L | 760783 16.95 L |
| 125 DXC | 90-92 | 40mm x 50mm x 7/10.5mm | 40541034 | 760759 12.95 L | 760782 16.95 L |
| 125 EGS | 90-95 | 40mm x 50mm x 7/10.5mm | 40541034 | 760759 12.95 L | 760782 16.95 L |
| 125 EGS | 95-97 | 45mm x 58mm x 8.5/11mm | 7528145 | 760756 13.95 L | 760781 16.95 L |
| 125 EGS | 99 | 50mm x 60mm x 7/10.5mm | 5060003 | 760762 12.95 L | 760785 16.95 L |
| 125 EXC | 90-95 | 40mm x 50mm x 7/10.5mm | 40541034 | 760759 12.95 L | 760782 16.95 L |
| 125 EXC | 95-99 | 45mm x 58mm x 8.5/11mm | 7528145 | 760756 13.95 L | 760781 16.95 L |
| 125 EXC | 99 | 50mm x 60mm x 7/10.5mm | 5060003 | 760762 12.95 L | 760785 16.95 L |
| 125 EXC | 00-02 | 43mm x 52.7mm x 9.5/10.3mm | 43570140 | 760760 12.95 L | 760783 16.95 L |
| 125 EXC EU | 08-09 | 48mm x 57.7mm x 9.5 | 48600347 | 760767 11.95 L | 760784 16.95 L |
| 125 EXC Six Days EU | 08-09 | 48mm x 57.7mm x 9.5 | 48600347 | 760767 11.95 L | 760784 16.95 L |
| 125 EXC Six Days | 05-06 | 48mm x 57.7mm x 9.5 | 48600399 | 760767 11.95 L | 760784 16.95 L |
| 125 GS | 83 | 38mm x 50mm x 10mm | 7528035 | 760731 10.95 L | ---- |
| 125 GS | 85-86 | 40mm x 50mm x 7/10.5mm | 40541034 | 760759 12.95 L | 760782 16.95 L |
| 125 MX | 83-84 | 40mm x 52mm x 8/9.5mm | 7528053 | 760736 10.95 L | ---- |
| 125 MX | 85-86 | 40mm x 50mm x 7/10.5mm | 40541034 | 760759 12.95 L | 760782 16.95 L |
| 125 MX Enduro | 87-90 | 40mm x 50mm x 7/10.5mm | 40541034 | 760759 12.95 L | 760782 16.95 L |
| 125 MX Enduro | 88 | 40mm x 52mm x 8/9.5mm | 7528053 | 760736 10.95 L | ---- |
| 125 MX | 90-92, 94 | 40mm x 50mm x 7/10.5mm | 40541034 | 760759 12.95 L | 760782 16.95 L |
| 125 MX | 99 | 50mm x 60mm x 7/10.5mm | 5060003 | 760762 12.95 L | 760785 16.95 L |
| 125 MXC | 83-84 | 40mm x 52mm x 8/9.5mm | 7528053 | 760736 10.95 L | ---- |
| 125 MXC | 85-86 | 40mm x 50mm x 7/10.5mm | 40541034 | 760759 12.95 L | 760782 16.95 L |
| 125 MXC | 00-02 | 43mm x 52.7mm x 9.5/10.3mm | 43570140 | 760760 12.95 L | 760783 16.95 L |
| 125 SGP-GS | 00-02 | 43mm x 52.7mm x 9.5/10.3mm | 43570140 | 760760 12.95 L | 760783 16.95 L |
| 125 Sting | 97-98 | 40mm x 50mm x 7/10.5mm | 40541034 | 760759 12.95 L | 760782 16.95 L |
| 125 SX | 93, 95 | 40mm x 50mm x 7/10.5mm | 40541034 | 760759 12.95 L | 760782 16.95 L |
| 125 SX | 95-97 | 45mm x 58mm x 8.5/11mm | 7528145 | 760756 13.95 L | 760781 16.95 L |
| 125 SX | 99 | 50mm x 60mm x 7/10.5mm | 5060003 | 760762 12.95 L | 760785 16.95 L |
| 125 SX | 00-02 | 43mm x 52.7mm x 9.5/10.3mm | 43570140 | 760760 12.95 L | 760783 16.95 L |
| 125 SX | 02 | 48mm x 57.7mm x 9.5/10.3mm | 48600057 | 760761 12.95 L | 760784 16.95 L |
| 125 SX | 03 | 48mm x 57.7mm x 9.5 | 48600185 | 760767 11.95 L | 760784 16.95 L |
| 125 SX | 04 | 48mm x 57.7mm x 9.5 | 48600344 | 760767 11.95 L | 760784 16.95 L |
| 125 SX | 05-06 | 48mm x 57.7mm x 9.5 | 48600399 | 760767 11.95 L | 760784 16.95 L |
| 125 SX | 07-09, 11 | 48mm x 57.7mm x 9.5 | 48600347 | 760767 11.95 L | 760784 16.95 L |
| 125 SXS | 01 | 43mm x 52.7mm x 9.5/10.3mm | 43570140 | 760760 12.95 L | 760783 16.95 L |
| 125 SXS | 02 | 48mm x 57.7mm x 9.5/10.3mm | 48600057 | 760761 12.95 L | 760784 16.95 L |
| 125 SXS | 05 | 48mm x 57.7mm x 9.5 | 48600399 | 760767 11.95 L | 760784 16.95 L |
| 125 SXS | 07-08 | 48mm x 57.7mm x 9.5 | 48600347 | 760767 11.95 L | 760784 16.95 L |
| 144 SX | 07-08 | 48mm x 57.7mm x 9.5 | 48600347 | 760767 11.95 L | 760784 16.95 L |
| 150 SX | 09-11 | 48mm x 57.7mm x 9.5 | 48600347 | 760767 11.95 L | 760784 16.95 L |
| 200 EXC | 04 | 48mm x 57.7mm x 9.5 | 48600344 | 760767 11.95 L | 760784 16.95 L |
| 200 EXC | 05 | 48mm x 57.7mm x 9.5 | 48600399 | 760767 11.95 L | 760784 16.95 L |
| 200 SX/MXC/EXC Racing | 02 | 48mm x 57.7mm x 9.5/10.3mm | 48600057 | 760761 12.95 L | 760784 16.95 L |
| 200 SX/MXC/EXC/EGS | 99 | 50mm x 60mm x 7/10.5mm | 5060003 | 760762 12.95 L | 760785 16.95 L |
| 200 SX/MXC/EXC/SGP-GS | 00-02 | 43mm x 52.7mm x 9.5/10.3mm | 43570140 | 760760 12.95 L | 760783 16.95 L |
| 200 SX/MXC/EXC | 03 | 48mm x 57.7mm x 9.5 | 48600185 | 760767 11.95 L | 760784 16.95 L |
| 200 SX/EXC | 04 | 48mm x 57.7mm x 9.5 | 48600344 | 760767 11.95 L | 760784 16.95 L |
| 200 EXC | 05 | 48mm x 57.7mm x 9.5 | 48600399 | 760767 11.95 L | 760784 16.95 L |
| 200 EXC EU / AUS | 08-09 | 48mm x 57.7mm x 9.5 | 48600347 | 760767 11.95 L | 760784 16.95 L |
| 200 XC | 06-07 | 48mm x 57.7mm x 9.5 | 48600399 | 760767 11.95 L | 760784 16.95 L |
| 200 XC | 08-09 | 48mm x 57.7mm x 9.5 | 48600347 | 760767 11.95 L | 760784 16.95 L |
| 200 XC-W | 06-07 | 48mm x 57.7mm x 9.5 | 48600399 | 760767 11.95 L | 760784 16.95 L |
| 200 XC-W | 08-11 | 48mm x 57.7mm x 9.5 | 48600347 | 760767 11.95 L | 760784 16.95 L |
| 240 MX Enduro | 87-89 | 40mm x 50mm x 7/10.5mm | 40541034 | 760759 12.95 L | 760782 16.95 L |
| 240 MX Enduro | 88 | 40mm x 52mm x 8/9.5mm | 7528053 | 760736 10.95 L | ---- |
| 240 MX/MXC/GS | 86 | 40mm x 50mm x 7/10.5mm | 40541034 | 760759 12.95 L | 760782 16.95 L |
| 250 DXC | 90-92 | 40mm x 50mm x 7/10.5mm | 40541034 | 760759 12.95 L | 760782 16.95 L |
| 250 EXC/EGS | 90-95 | 40mm x 50mm x 7/10.5mm | 40541034 | 760759 12.95 L | 760782 16.95 L |
| 250 EXC/EGS | 95-96 | 45mm x 58mm x 8.5/11mm | 7528145 | 760756 13.95 L | 760781 16.95 L |

- accessories
- body
- handlebar & grips
- cables & levers
- exhaust
- engine
- fuel & intake
- electrical & ignition
- clutch
- drive
- bearings
- brakes
- steering & suspension
- tires
- tools & shop

STEERING & SUSPENSION

K&S FORK SEAL KITS & DUST SEAL KITS CONTINUED

| MAKE/MODEL | YEAR | DIA. I.D.MM X O.D.MM X THICK | O.E.M. # | OIL SEAL | DUST SEAL |
|-----------------------|--------------|------------------------------|----------|-----------------------|-----------------------|
| KTM CONTINUED | | | | | |
| 250 EXC/EGS | 97 | 50mm x 63mm x 11mm | 7528203 | 760763 12.95 L | 760786 16.95 L |
| 250 EXC/EGS | 98-99 | 50mm x 60mm x 7/10.5mm | 5060003 | 760762 12.95 L | 760785 16.95 L |
| 250 EXC/EGS | 00-02 | 43mm x 52.7mm x 9.5/10.3mm | 43570140 | 760760 12.95 L | 760783 16.95 L |
| 250 EXC Racing | 02 | 43mm x 52.7mm x 9.5/10.3mm | 43570210 | 760760 12.95 L | 760783 16.95 L |
| 250 EXC Racing | 02 | 48mm x 57.7mm x 9.5/10.3mm | 48600057 | 760761 12.95 L | 760784 16.95 L |
| 250 EXC | 03 | 48mm x 57.7mm x 9.5 | 48600185 | 760767 11.95 L | 760784 16.95 L |
| 250 EXC | 04 | 48mm x 57.7mm x 9.5 | 48600344 | 760767 11.95 L | 760784 16.95 L |
| 250 EXC | 05 | 48mm x 57.7mm x 9.5 | 48600399 | 760767 11.95 L | 760784 16.95 L |
| 250 EXC EU / AUS | 08-09 | 48mm x 57.7mm x 9.5 | 48600347 | 760767 11.95 L | 760784 16.95 L |
| 250 EXC-F EU / AUS | 08-09 | 48mm x 57.7mm x 9.5 | 48600347 | 760767 11.95 L | 760784 16.95 L |
| 250 EXC-G | 03 | 48mm x 57.7mm x 9.5 | 48600344 | 760767 11.95 L | 760784 16.95 L |
| 250 EXC-G Racing | 04 | 48mm x 57.7mm x 9.5 | 48600344 | 760767 11.95 L | 760784 16.95 L |
| 250 EXC Six Days | 05 | 48mm x 57.7mm x 9.5 | 48600399 | 760767 11.95 L | 760784 16.95 L |
| 250 EXC Six Days EU | 08-09 | 48mm x 57.7mm x 9.5 | 48600347 | 760767 11.95 L | 760784 16.95 L |
| 250 EXC-F Six Days EU | 08-09 | 48mm x 57.7mm x 9.5 | 48600347 | 760767 11.95 L | 760784 16.95 L |
| 250 GS | 83 | 38mm x 50mm x 10mm | 7528035 | 760731 10.95 L | ---- |
| 250 GS | 84 | 40mm x 52mm x 8/9.5mm | 7528053 | 760736 10.95 L | ---- |
| 250 GS | 85-86 | 40mm x 50mm x 7/10.5mm | 40541034 | 760759 12.95 L | 760782 16.95 L |
| 250 MX | 83-84 | 40mm x 52mm x 8/9.5mm | 7528053 | 760736 10.95 L | ---- |
| 250 MX | 85-86, 90-92 | 40mm x 50mm x 7/10.5mm | 40541034 | 760759 12.95 L | 760782 16.95 L |
| 250 MX Enduro | 87-89 | 40mm x 50mm x 7/10.5mm | 40541034 | 760759 12.95 L | 760782 16.95 L |
| 250 MX Enduro | 88 | 40mm x 52mm x 8/9.5mm | 7528053 | 760736 10.95 L | ---- |
| 250 MXC | 83-84 | 40mm x 52mm x 8/9.5mm | 7528053 | 760736 10.95 L | ---- |
| 250 MXC | 85-86, 94 | 40mm x 50mm x 7/10.5mm | 40541034 | 760759 12.95 L | 760782 16.95 L |
| 250 MXC | 95-96 | 45mm x 58mm x 8.5/11mm | 7528145 | 760756 13.95 L | 760781 16.95 L |
| 250 MXC | 97 | 50mm x 63mm x 11mm | 7528203 | 760763 12.95 L | 760786 16.95 L |
| 250 MXC | 00-02 | 43mm x 52.7mm x 9.5/10.3mm | 43570140 | 760760 12.95 L | 760783 16.95 L |
| 250 MXC Racing | 02 | 48mm x 57.7mm x 9.5/10.3mm | 48600057 | 760761 12.95 L | 760784 16.95 L |
| 250 SX | 93-95 | 40mm x 50mm x 7/10.5mm | 40541034 | 760759 12.95 L | 760782 16.95 L |
| 250 SX | 95-96 | 45mm x 58mm x 8.5/11mm | 7528145 | 760756 13.95 L | 760781 16.95 L |
| 250 SX | 97 | 50mm x 63mm x 11mm | 7528203 | 760763 12.95 L | 760786 16.95 L |
| 250 SX | 98-99 | 50mm x 60mm x 7/10.5mm | 5060003 | 760762 12.95 L | 760785 16.95 L |
| 250 SX | 00-02 | 43mm x 52.7mm x 9.5/10.3mm | 43570140 | 760760 12.95 L | 760783 16.95 L |
| 250 SX Racing | 02 | 48mm x 57.7mm x 9.5/10.3mm | 48600057 | 760761 12.95 L | 760784 16.95 L |
| 250 SX | 03 | 48mm x 57.7mm x 9.5 | 48600185 | 760767 11.95 L | 760784 16.95 L |
| 250 SX | 04 | 48mm x 57.7mm x 9.5 | 48600344 | 760767 11.95 L | 760784 16.95 L |
| 250 SX | 05-06 | 48mm x 57.7mm x 9.5 | 48600399 | 760767 11.95 L | 760784 16.95 L |
| 250 SX | 07-09 | 48mm x 57.7mm x 9.5 | 48600347 | 760767 11.95 L | 760784 16.95 L |
| 250 SX-F | 05-06 | 48mm x 57.7mm x 9.5 | 48600399 | 760767 11.95 L | 760784 16.95 L |
| 250 SX-F | 07-09 | 48mm x 57.7mm x 9.5 | 48600347 | 760767 11.95 L | 760784 16.95 L |
| 250 SX-F | 10 | 48mm x 57.7mm x 9.5 | 48600347 | 760767 11.95 L | ---- |
| 250 SXS | 01 | 43mm x 52.7mm x 9.5/10.3mm | 43570140 | 760760 12.95 L | 760783 16.95 L |
| 250 SXS | 04 | 48mm x 57.7mm x 9.5 | 48600344 | 760767 11.95 L | 760784 16.95 L |
| 250 SXS | 05 | 48mm x 57.7mm x 9.5 | 48600399 | 760767 11.95 L | 760784 16.95 L |
| 250 SXS | 07 | 48mm x 57.7mm x 9.5 | 48600347 | 760767 11.95 L | 760784 16.95 L |
| 250 SXS-F | 07 | 48mm x 57.7mm x 9.5 | 48600347 | 760767 11.95 L | 760784 16.95 L |
| 250 XC | 06-07 | 48mm x 57.7mm x 9.5 | 48600399 | 760767 11.95 L | 760784 16.95 L |
| 250 XC | 08-09 | 48mm x 57.7mm x 9.5 | 48600347 | 760767 11.95 L | 760784 16.95 L |
| 250 XC | 10 | 48mm x 57.7mm x 9.5 | 48600347 | 760767 11.95 L | ---- |
| 250 XC-F | 07 | 48mm x 57.7mm x 9.5 | 48600399 | 760767 11.95 L | 760784 16.95 L |
| 250 XC-F | 08-09 | 48mm x 57.7mm x 9.5 | 48600347 | 760767 11.95 L | 760784 16.95 L |
| 250 XCF-W | 06 | 48mm x 57.7mm x 9.5 | 48600399 | 760767 11.95 L | 760784 16.95 L |
| 250 XCF-W | 07 | 48mm x 57.7mm x 9.5 | 48600399 | 760767 11.95 L | 760784 16.95 L |
| 250 XCF-W | 08-11 | 48mm x 57.7mm x 9.5 | 48600347 | 760767 11.95 L | 760784 16.95 L |
| 250 XC-W | 06-07 | 48mm x 57.7mm x 9.5 | 48600399 | 760767 11.95 L | 760784 16.95 L |
| 250 XC-W | 08-11 | 48mm x 57.7mm x 9.5 | 48600347 | 760767 11.95 L | 760784 16.95 L |
| 300 DXC | 90-92 | 40mm x 50mm x 7/10.5mm | 40541034 | 760759 12.95 L | 760782 16.95 L |
| 300 EXC/EGS | 90-95 | 40mm x 50mm x 7/10.5mm | 40541034 | 760759 12.95 L | 760782 16.95 L |
| 300 EXC/EGS | 95-96 | 45mm x 58mm x 8.5/11mm | 7528145 | 760756 13.95 L | 760781 16.95 L |
| 300 EXC/EGS | 97 | 50mm x 63mm x 11mm | 7528203 | 760763 12.95 L | 760786 16.95 L |
| 300 EXC/EGS | 98-99 | 50mm x 60mm x 7/10.5mm | 5060003 | 760762 12.95 L | 760785 16.95 L |
| 300 EXC/EGS | 00-02 | 43mm x 52.7mm x 9.5/10.3mm | 43570140 | 760760 12.95 L | 760783 16.95 L |

K&S FORK SEAL KITS & DUST SEAL KITS CONTINUED

| MAKE/MODEL | YEAR | DIA. I.D.MM X O.D.MM X THICK | O.E.M. # | OIL SEAL | DUST SEAL |
|---------------------------|---------------------|------------------------------|----------|----------------|----------------|
| KTM CONTINUED | | | | | |
| 300 EXC Racing | 02 | 48mm x 57.7mm x 9.5/10.3mm | 48600057 | 760761 12.95 L | 760784 16.95 L |
| 300 EXC | 03 | 48mm x 57.7mm x 9.5 | 48600185 | 760767 11.95 L | 760784 16.95 L |
| 300 EXC | 04 | 48mm x 57.7mm x 9.5 | 48600344 | 760767 11.95 L | 760784 16.95 L |
| 300 EXC | 05 | 48mm x 57.7mm x 9.5 | 48600399 | 760767 11.95 L | 760784 16.95 L |
| 300 EXC EU / AUS | 08-09 | 48mm x 57.7mm x 9.5 | 48600347 | 760767 11.95 L | 760784 16.95 L |
| 300 EXC 6-Day | 05 | 48mm x 57.7mm x 9.5 | 48600399 | 760767 11.95 L | 760784 16.95 L |
| 300 EXC 6-Day | 09 | 48mm x 57.7mm x 9.5 | 48600347 | 760767 11.95 L | 760784 16.95 L |
| 300 EXC-E 6-Day EU | 08 | 48mm x 57.7mm x 9.5 | 48600399 | 760767 11.95 L | 760784 16.95 L |
| 300 EXC-E EU / AUS | 08 | 48mm x 57.7mm x 9.5 | 48600399 | 760767 11.95 L | 760784 16.95 L |
| 300 EXC-R EU / AUS | 08 | 48mm x 57.7mm x 9.5 | 48600399 | 760767 11.95 L | 760784 16.95 L |
| 300 EXC-R 6-Day EU | 08 | 48mm x 57.7mm x 9.5 | 48600399 | 760767 11.95 L | 760784 16.95 L |
| 300 GS | 86 | 40mm x 50mm x 7/10.5mm | 40541034 | 760759 12.95 L | 760782 16.95 L |
| 300 MX | 86, 90-92 | 40mm x 50mm x 7/10.5mm | 40541034 | 760759 12.95 L | 760782 16.95 L |
| 300 MXC | 86, 94-95 | 40mm x 50mm x 7/10.5mm | 40541034 | 760759 12.95 L | 760782 16.95 L |
| 300 MXC | 95-96 | 45mm x 58mm x 8.5/11mm | 7528145 | 760756 13.95 L | 760781 16.95 L |
| 300 MXC | 97 | 50mm x 63mm x 11mm | 7528203 | 760763 12.95 L | 760786 16.95 L |
| 300 MXC | 98-99 | 50mm x 60mm x 7/10.5mm | 5060003 | 760762 12.95 L | 760785 16.95 L |
| 300 MXC | 00-02 | 43mm x 52.7mm x 9.5/10.3mm | 43570140 | 760760 12.95 L | 760783 16.95 L |
| 300 MXC Racing | 02 | 48mm x 57.7mm x 9.5/10.3mm | 48600057 | 760761 12.95 L | 760784 16.95 L |
| 300 MXC | 03 | 48mm x 57.7mm x 9.5 | 48600185 | 760767 11.95 L | 760784 16.95 L |
| 300 MXC | 04 | 48mm x 57.7mm x 9.5 | 48600344 | 760767 11.95 L | 760784 16.95 L |
| 300 MXC | 05 | 48mm x 57.7mm x 9.5 | 48600399 | 760767 11.95 L | 760784 16.95 L |
| 300 SX | 93-95 | 40mm x 50mm x 7/10.5mm | 40541034 | 760759 12.95 L | 760782 16.95 L |
| 300 SX | 95-96 | 45mm x 58mm x 8.5/11mm | 7528145 | 760756 13.95 L | 760781 16.95 L |
| 300 SX | 97 | 50mm x 63mm x 11mm | 7528203 | 760763 12.95 L | 760786 16.95 L |
| 300 SX | 98-99 | 50mm x 60mm x 7/10.5mm | 5060003 | 760762 12.95 L | 760785 16.95 L |
| 300 SX | 00-02 | 43mm x 52.7mm x 9.5/10.3mm | 43570140 | 760760 12.95 L | 760783 16.95 L |
| 300 SX Racing | 02 | 48mm x 57.7mm x 9.5/10.3mm | 48600057 | 760761 12.95 L | 760784 16.95 L |
| 300 TXC | 92 | 40mm x 50mm x 7/10.5mm | 40541034 | 760759 12.95 L | 760782 16.95 L |
| 300 XC | 06-07 | 48mm x 57.7mm x 9.5 | 48600399 | 760767 11.95 L | 760784 16.95 L |
| 300 XC | 08-09 | 48mm x 57.7mm x 9.5 | 48600347 | 760767 11.95 L | 760784 16.95 L |
| 300 XC | 10-11 | 48mm x 57.7mm x 9.5 | 48600347 | 760767 11.95 L | ---- |
| 300 XC-W | 06-07 | 48mm x 57.7mm x 9.5 | 48600399 | 760767 11.95 L | 760784 16.95 L |
| 300 XC-W | 08-11 | 48mm x 57.7mm x 9.5 | 48600347 | 760767 11.95 L | 760784 16.95 L |
| 350 EXC/EGS | 90-91,
94-95 | 40mm x 50mm x 7/10.5mm | 40541034 | 760759 12.95 L | 760782 16.95 L |
| 350 GSXC | 85 | 40mm x 50mm x 7/10.5mm | 40541034 | 760759 12.95 L | 760782 16.95 L |
| 350 LC4 EXC | 94 | 40mm x 50mm x 7/10.5mm | 40541034 | 760759 12.95 L | 760782 16.95 L |
| 350 MX | 85-86,
90-91, 94 | 40mm x 50mm x 7/10.5mm | 40541034 | 760759 12.95 L | 760782 16.95 L |
| 350 MX Enduro | 87 | 40mm x 50mm x 7/10.5mm | 40541034 | 760759 12.95 L | 760782 16.95 L |
| 350 MXC/GS | 85-86 | 40mm x 50mm x 7/10.5mm | 40541034 | 760759 12.95 L | 760782 16.95 L |
| 350 SX | 94 | 40mm x 50mm x 7/10.5mm | 40541034 | 760759 12.95 L | 760782 16.95 L |
| 350 SX/Super Competition | 95 | 40mm x 50mm x 7/10.5mm | 40541034 | 760759 12.95 L | 760782 16.95 L |
| 360 SX/EXC/MXC/EGS | 96 | 45mm x 58mm x 8.5/11mm | 7528145 | 760756 13.95 L | 760781 16.95 L |
| 360 SX/EXC/MXC/EGS | 97 | 50mm x 63mm x 11mm | 7528203 | 760763 12.95 L | 760786 16.95 L |
| 380 SX/EXC/MXC/EGS | 98-99 | 50mm x 60mm x 7/10.5mm | 5060003 | 760762 12.95 L | 760785 16.95 L |
| 380 SX/EXC/MXC/EGS | 00-02 | 43mm x 52.7mm x 9.5/10.3mm | 43570140 | 760760 12.95 L | 760783 16.95 L |
| 380 SX/MXC/EXC Racing | 02 | 48mm x 57.7mm x 9.5/10.3mm | 48600057 | 760761 12.95 L | 760784 16.95 L |
| 400 Duke | 94-95 | 40mm x 50mm x 7/10.5mm | 40541034 | 760759 12.95 L | 760782 16.95 L |
| 400 EGS | 94-97 | 40mm x 50mm x 7/10.5mm | 40541034 | 760759 12.95 L | 760782 16.95 L |
| 400 EGSE | 97 | 40mm x 50mm x 7/10.5mm | 40541034 | 760759 12.95 L | 760782 16.95 L |
| 400 EX | 95 | 45mm x 58mm x 8.5/11mm | 7528145 | 760756 13.95 L | 760781 16.95 L |
| 400 EX | 95 | 40mm x 50mm x 7/10.5mm | 40541034 | 760759 12.95 L | 760782 16.95 L |
| 400 EXC | 93-96 | 40mm x 50mm x 7/10.5mm | 40541034 | 760759 12.95 L | 760782 16.95 L |
| 400 EXC | 95 | 45mm x 58mm x 8.5/11mm | 7528145 | 760756 13.95 L | 760781 16.95 L |
| 400 EXC EU/ AUS | 09 | 48mm x 57.7mm x 9.5 | 48600347 | 760767 11.95 L | 760784 16.95 L |
| 400 EXC Super Competition | 98 | 50mm x 60mm x 7/10.5mm | 5060003 | 760762 12.95 L | 760785 16.95 L |
| 400 EXC Racing USA | 00 | 43mm x 52.7mm x 9.5/10.3mm | 43570140 | 760760 12.95 L | 760783 16.95 L |
| 400 EXC Racing | 00-02 | 43mm x 52.7mm x 9.5/10.3mm | 43570140 | 760760 12.95 L | 760783 16.95 L |
| 400 EXC Racing | 03 | 48mm x 57.7mm x 9.5 | 48600185 | 760767 11.95 L | 760784 16.95 L |
| 400 EXC Racing EU/UK | 04 | 48mm x 57.7mm x 9.5 | 48600185 | 760767 11.95 L | 760784 16.95 L |

- accessories
- body
- handlebar & grips
- cables & levers
- exhaust
- engine
- fuel & intake
- electrical & ignition
- clutch
- drive
- bearings
- brakes
- steering & suspension
- tires
- tools & shop

STEERING & SUSPENSION

K&S FORK SEAL KITS & DUST SEAL KITS CONTINUED

| MAKE/MODEL | YEAR | DIA. I.D.MM X O.D.MM X THICK | O.E.M. # | OIL SEAL | DUST SEAL |
|---------------------------|--------------|------------------------------|----------|----------------|----------------|
| KTM CONTINUED | | | | | |
| 400 EXC Racing AUS | 04 | 48mm x 57.7mm x 9.5 | 48600344 | 760767 11.95 L | 760784 16.95 L |
| 400 EXC Racing EU/ AUS | 05-07 | 48mm x 57.7mm x 9.5 | 48600399 | 760767 11.95 L | 760784 16.95 L |
| 400 EXC-G Racing | 02 | 43mm x 52.7mm x 9.5/10.3mm | 43570140 | 760760 12.95 L | 760783 16.95 L |
| 400 EXC-G Racing | 04 | 48mm x 57.7mm x 9.5 | 48600344 | 760767 11.95 L | 760784 16.95 L |
| 400 EXC-G Racing | 05-06 | 48mm x 57.7mm x 9.5 | 48600399 | 760767 11.95 L | 760784 16.95 L |
| 400 LC4 / Racing | 98-00 | 50mm x 60mm x 7/10.5mm | 5060003 | 760762 12.95 L | 760785 16.95 L |
| 400 LC4 EXC | 93-94 | 40mm x 50mm x 7/10.5mm | 40541034 | 760759 12.95 L | 760782 16.95 L |
| 400 LC4-E | 00-01 | 43mm x 52.7mm x 9.5/10.3mm | 43570140 | 760760 12.95 L | 760783 16.95 L |
| 400 LSE | 97 | 40mm x 50mm x 7/10.5mm | 40541034 | 760759 12.95 L | 760782 16.95 L |
| 400 MXC | 95 | 45mm x 58mm x 8.5/11mm | 7528145 | 760756 13.95 L | 760781 16.95 L |
| 400 MXC | 95 | 40mm x 50mm x 7/10.5mm | 40541034 | 760759 12.95 L | 760782 16.95 L |
| 400 MXC Racing | 01-02 | 43mm x 52.7mm x 9.5/10.3mm | 43570140 | 760760 12.95 L | 760783 16.95 L |
| 400 RXC | 94-95 | 40mm x 50mm x 7/10.5mm | 40541034 | 760759 12.95 L | 760782 16.95 L |
| 400 RXCE | 94-95, 97-98 | 40mm x 50mm x 7/10.5mm | 40541034 | 760759 12.95 L | 760782 16.95 L |
| 400 RXC-E | 96 | 45mm x 58mm x 8.5/11mm | 7528145 | 760756 13.95 L | 760781 16.95 L |
| 400 SC | 00 | 43mm x 52.7mm x 9.5/10.3mm | 43570140 | 760760 12.95 L | 760783 16.95 L |
| 400 SX, Super Competition | 95-96 | 40mm x 50mm x 7/10.5mm | 40541034 | 760759 12.95 L | 760782 16.95 L |
| 400 Super Competition | 96 | 45mm x 58mm x 8.5/11mm | 7528145 | 760756 13.95 L | 760781 16.95 L |
| 400 Super Competition | 97-98 | 50mm x 60mm x 7/10.5mm | 5060003 | 760762 12.95 L | 760785 16.95 L |
| 400 SX | 00-01 | 43mm x 52.7mm x 9.5/10.3mm | 43570140 | 760760 12.95 L | 760783 16.95 L |
| 400 SX | 94 | 40mm x 50mm x 7/10.5mm | 40541034 | 760759 12.95 L | 760782 16.95 L |
| 400 SX | 98 | 50mm x 60mm x 7/10.5mm | 5060003 | 760762 12.95 L | 760785 16.95 L |
| 400 SX Racing | 00-02 | 43mm x 52.7mm x 9.5/10.3mm | 43570140 | 760760 12.95 L | 760783 16.95 L |
| 400 SX Racing | 02 | 48mm x 57.7mm x 9.5/10.3mm | 48600057 | 760761 12.95 L | 760784 16.95 L |
| 400 SXC | 97-99 | 50mm x 60mm x 7/10.5mm | 5060003 | 760762 12.95 L | 760785 16.95 L |
| 400 TXC | 98 | 50mm x 60mm x 7/10.5mm | 5060003 | 760762 12.95 L | 760785 16.95 L |
| 400 XC-W | 07 | 48mm x 57.7mm x 9.5 | 48600399 | 760767 11.95 L | 760784 16.95 L |
| 400 XC-W | 09-10 | 48mm x 57.7mm x 9.5 | 48600347 | 760767 11.95 L | 760784 16.95 L |
| 420 GS/MXC | 84 | 40mm x 50mm x 7/10.5mm | 40541034 | 760759 12.95 L | 760782 16.95 L |
| 440 SX/EXC/MXC | 94-95 | 40mm x 50mm x 7/10.5mm | 40541034 | 760759 12.95 L | 760782 16.95 L |
| 440 SX/EXC/MXC | 95 | 45mm x 58mm x 8.5/11mm | 7528145 | 760756 13.95 L | 760781 16.95 L |
| 450 EXC | 07 | 48mm x 57.7mm x 9.5 | 48600399 | 760767 11.95 L | 760784 16.95 L |
| 450 EXC | 09 | 48mm x 57.7mm x 9.5 | 48600347 | 760767 11.95 L | 760784 16.95 L |
| 450 EXC Racing | 03 | 48mm x 57.7mm x 9.5 | 48600185 | 760767 11.95 L | 760784 16.95 L |
| 450 EXC Racing 6-Days | 04 | 48mm x 57.7mm x 9.5 | 48600344 | 760767 11.95 L | 760784 16.95 L |
| 450 EXC Racing | 05 | 48mm x 57.7mm x 9.5 | 48600399 | 760767 11.95 L | 760784 16.95 L |
| 450 EXC Racing 6-Days | 05 | 48mm x 57.7mm x 9.5 | 48600399 | 760767 11.95 L | 760784 16.95 L |
| 450 EXC Racing | 07 | 48mm x 57.7mm x 9.5 | 48600399 | 760767 11.95 L | 760784 16.95 L |
| 450 EXC Racing | 08-09 | 48mm x 57.7mm x 9.5 | 48600347 | 760767 11.95 L | 760784 16.95 L |
| 450 EXC-G Racing | 03 | 48mm x 57.7mm x 9.5 | 48600185 | 760767 11.95 L | 760784 16.95 L |
| 450 EXC-G Racing USA | 04 | 48mm x 57.7mm x 9.5 | 48600344 | 760767 11.95 L | 760784 16.95 L |
| 450 EXC-G Racing USA | 05 | 48mm x 57.7mm x 9.5 | 48600399 | 760767 11.95 L | 760784 16.95 L |
| 450 EXC-G Racing | 06 | 48mm x 57.7mm x 9.5 | 48600399 | 760767 11.95 L | 760784 16.95 L |
| 450 EXC-R | 08 | 48mm x 57.7mm x 9.5 | 48600347 | 760767 11.95 L | 760784 16.95 L |
| 450 MXC-G Racing | 03 | 48mm x 57.7mm x 9.5 | 48600185 | 760767 11.95 L | 760784 16.95 L |
| 450 MXC-G Racing | 04 | 48mm x 57.7mm x 9.5 | 48600344 | 760767 11.95 L | 760784 16.95 L |
| 450 MXC-G Racing | 05 | 48mm x 57.7mm x 9.5 | 48600399 | 760767 11.95 L | 760784 16.95 L |
| 450 SMR | 05-07 | 48mm x 57.7mm x 9.5 | 48600399 | 760767 11.95 L | 760784 16.95 L |
| 450 SMR | 08-09 | 48mm x 57.7mm x 9.5 | 48600347 | 760767 11.95 L | 760784 16.95 L |
| 450 SMS | 04 | 48mm x 57.7mm x 9.5 | 48600347 | 760767 11.95 L | 760784 16.95 L |
| 450 SX | 03 | 48mm x 57.7mm x 9.5 | 48600185 | 760767 11.95 L | 760784 16.95 L |
| 450 SX | 04 | 48mm x 57.7mm x 9.5 | 48600344 | 760767 11.95 L | 760784 16.95 L |
| 450 SX | 05-06 | 48mm x 57.7mm x 9.5 | 48600399 | 760767 11.95 L | 760784 16.95 L |
| 450 SX Steve Ramon | 05 | 48mm x 57.7mm x 9.5 | 48600399 | 760767 11.95 L | 760784 16.95 L |
| 450 SX-F | 07-09 | 48mm x 57.7mm x 9.5 | 48600347 | 760767 11.95 L | 760784 16.95 L |
| 450 SXS | 04 | 48mm x 57.7mm x 9.5 | 48600344 | 760767 11.95 L | 760784 16.95 L |
| 450 SXS Racing | 05 | 48mm x 57.7mm x 9.5 | 48600399 | 760767 11.95 L | 760784 16.95 L |
| 450 SXS-F | 07-08 | 48mm x 57.7mm x 9.5 | 48600347 | 760767 11.95 L | 760784 16.95 L |
| 450 XC | 07 | 48mm x 57.7mm x 9.5 | 48600399 | 760767 11.95 L | 760784 16.95 L |
| 450 XC-F | 08-09 | 48mm x 57.7mm x 9.5 | 48600347 | 760767 11.95 L | 760784 16.95 L |
| 450 XC-G Racing | 06 | 48mm x 57.7mm x 9.5 | 48600399 | 760767 11.95 L | 760784 16.95 L |
| 450 XCR-W | 08 | 48mm x 57.7mm x 9.5 | 48600347 | 760767 11.95 L | 760784 16.95 L |

K&S FORK SEAL KITS & DUST SEAL KITS CONTINUED

| MAKE/MODEL | YEAR | DIA. I.D.MM X O.D.MM X THICK | O.E.M. # | OIL SEAL | DUST SEAL |
|-------------------------|-----------|------------------------------|----------|----------------|----------------|
| KTM CONTINUED | | | | | |
| 450 XC-W | 07 | 48mm x 57.7mm x 9.5 | 48600399 | 760767 11.95 L | 760784 16.95 L |
| 450 XC-W | 09-10 | 48mm x 57.7mm x 9.5 | 48600347 | 760767 11.95 L | 760784 16.95 L |
| 495 MX/MXC | 84 | 40mm x 50mm x 7/10.5mm | 40541034 | 760759 12.95 L | 760782 16.95 L |
| 500 DXC/EGS | 90-92 | 40mm x 50mm x 7/10.5mm | 40541034 | 760759 12.95 L | 760782 16.95 L |
| 500 EC | 85 | 40mm x 50mm x 7/10.5mm | 40541034 | 760759 12.95 L | 760782 16.95 L |
| 500 EXC | 90-92, 95 | 40mm x 50mm x 7/10.5mm | 40541034 | 760759 12.95 L | 760782 16.95 L |
| 500 EXC | 95 | 45mm x 58mm x 8.5/11mm | 7528145 | 760756 13.95 L | 760781 16.95 L |
| 500 GS | 84-85 | 40mm x 50mm x 7/10.5mm | 40541034 | 760759 12.95 L | 760782 16.95 L |
| 500 LC4 DXC/EXC/EGS | 90-92 | 40mm x 50mm x 7/10.5mm | 40541034 | 760759 12.95 L | 760782 16.95 L |
| 500 LC4 MX -Enduro | 88 | 40mm x 50mm x 7/10.5mm | 40541034 | 760759 12.95 L | 760782 16.95 L |
| 500 LC4 MX/EXC | 89 | 40mm x 50mm x 7/10.5mm | 40541034 | 760759 12.95 L | 760782 16.95 L |
| 500 MX | 84-92, 94 | 40mm x 50mm x 7/10.5mm | 40541034 | 760759 12.95 L | 760782 16.95 L |
| 500 MX Enduro | 87, 99 | 40mm x 50mm x 7/10.5mm | 40541034 | 760759 12.95 L | 760782 16.95 L |
| 500 MX LC4 | 90-91 | 40mm x 50mm x 7/10.5mm | 40541034 | 760759 12.95 L | 760782 16.95 L |
| 500 MX/ MX Enduro | 88-89 | 40mm x 52mm x 8/9.5mm | 7528053 | 760736 10.95 L | ----- |
| 500 MXC | 85-86, 95 | 40mm x 50mm x 7/10.5mm | 40541034 | 760759 12.95 L | 760782 16.95 L |
| 500 MXC | 95 | 45mm x 58mm x 8.5/11mm | 7528145 | 760756 13.95 L | 760781 16.95 L |
| 500 SX | 93, 95 | 40mm x 50mm x 7/10.5mm | 40541034 | 760759 12.95 L | 760782 16.95 L |
| 500 SX | 95 | 45mm x 58mm x 8.5/11mm | 7528145 | 760756 13.95 L | 760781 16.95 L |
| 505 SX-F | 07-08 | 48mm x 57.7mm x 9.5 | 48600347 | 760767 11.95 L | 760784 16.95 L |
| 505 XC-F | 08-09 | 48mm x 57.7mm x 9.5 | 48600347 | 760767 11.95 L | 760784 16.95 L |
| 520 EXC | 00-01 | 43mm x 52.7mm x 9.5/10.3mm | 43570140 | 760760 12.95 L | 760783 16.95 L |
| 520 EXC | 02 | 48mm x 57.7mm x 9.5/10.3mm | 48600057 | 760761 12.95 L | 760784 16.95 L |
| 520 EXC Racing | 00-02 | 43mm x 52.7mm x 9.5/10.3mm | 43570140 | 760760 12.95 L | 760783 16.95 L |
| 520 EXC Racing | 02 | 48mm x 57.7mm x 9.5/10.3mm | 48600057 | 760761 12.95 L | 760784 16.95 L |
| 520 EXC-G Racing | 02 | 43mm x 52.7mm x 9.5/10.3mm | 43570140 | 760760 12.95 L | 760783 16.95 L |
| 520 MXC | 02 | 48mm x 57.7mm x 9.5/10.3mm | 48600057 | 760761 12.95 L | 760784 16.95 L |
| 520 MXC Racing | 00-02 | 43mm x 52.7mm x 9.5/10.3mm | 43570140 | 760760 12.95 L | 760783 16.95 L |
| 520 MXC Racing | 02 | 48mm x 57.7mm x 9.5/10.3mm | 48600057 | 760761 12.95 L | 760784 16.95 L |
| 520 SX Racing | 00-02 | 43mm x 52.7mm x 9.5/10.3mm | 43570140 | 760760 12.95 L | 760783 16.95 L |
| 520 SX Racing | 02 | 48mm x 57.7mm x 9.5/10.3mm | 48600057 | 760761 12.95 L | 760784 16.95 L |
| 525 EXC Racing | 03 | 48mm x 57.7mm x 9.5 | 48600185 | 760767 11.95 L | 760784 16.95 L |
| 525 EXC Racing | 07 | 48mm x 57.7mm x 9.5 | 48600399 | 760767 11.95 L | 760784 16.95 L |
| 525 EXC Racing Six Days | 03 | 48mm x 57.7mm x 9.5 | 48600185 | 760767 11.95 L | 760784 16.95 L |
| 525 EXC Racing Six Days | 04 | 48mm x 57.7mm x 9.5 | 48600344 | 760767 11.95 L | 760784 16.95 L |
| 525 EXC Racing Six Days | 05 | 48mm x 57.7mm x 9.5 | 48600399 | 760767 11.95 L | 760784 16.95 L |
| 525 EXC-G Racing | 06 | 48mm x 57.7mm x 9.5 | 48600399 | 760767 11.95 L | 760784 16.95 L |
| 525 EXC-G USA | 04 | 48mm x 57.7mm x 9.5 | 48600344 | 760767 11.95 L | 760784 16.95 L |
| 525 EXC-G USA | 05 | 48mm x 57.7mm x 9.5 | 48600399 | 760767 11.95 L | 760784 16.95 L |
| 525 MXC-G Racing | 03 | 48mm x 57.7mm x 9.5 | 48600185 | 760767 11.95 L | 760784 16.95 L |
| 525 MXC-G Racing | 04 | 48mm x 57.7mm x 9.5 | 48600344 | 760767 11.95 L | 760784 16.95 L |
| 525 MXC-G Racing | 05 | 48mm x 57.7mm x 9.5 | 48600399 | 760767 11.95 L | 760784 16.95 L |
| 525 SMR | 05 | 48mm x 57.7mm x 9.5 | 48600399 | 760767 11.95 L | 760784 16.95 L |
| 525 SX Racing | 03 | 48mm x 57.7mm x 9.5 | 48600185 | 760767 11.95 L | 760784 16.95 L |
| 525 SX Racing | 04 | 48mm x 57.7mm x 9.5 | 48600344 | 760767 11.95 L | 760784 16.95 L |
| 525 SX Racing | 05-06 | 48mm x 57.7mm x 9.5 | 48600399 | 760767 11.95 L | 760784 16.95 L |
| 525 SX Supermoto | 05 | 48mm x 57.7mm x 9.5 | 48600399 | 760767 11.95 L | 760784 16.95 L |
| 525 XC | 07 | 48mm x 57.7mm x 9.5 | 48600399 | 760767 11.95 L | 760784 16.95 L |
| 525 XC-G USA | 06 | 48mm x 57.7mm x 9.5 | 48600399 | 760767 11.95 L | 760784 16.95 L |
| 525 XC-W | 07 | 48mm x 57.7mm x 9.5 | 48600399 | 760767 11.95 L | 760784 16.95 L |
| 530 EXC | 09-10 | 48mm x 57.7mm x 9.5 | 48600347 | 760767 11.95 L | 760784 16.95 L |
| 530 EXC 6-Days | 09 | 48mm x 57.7mm x 9.5 | 48600347 | 760767 11.95 L | 760784 16.95 L |
| 530 EXC-R | 08-09 | 48mm x 57.7mm x 9.5 | 48600347 | 760767 11.95 L | 760784 16.95 L |
| 530 EXC-R 6-Days EU | 08 | 48mm x 57.7mm x 9.5 | 48600347 | 760767 11.95 L | 760784 16.95 L |
| 530 XCR-W USA | 08 | 48mm x 57.7mm x 9.5 | 48600347 | 760767 11.95 L | 760784 16.95 L |
| 530 XC-W | 09 | 48mm x 57.7mm x 9.5 | 48600347 | 760767 11.95 L | 760784 16.95 L |
| 540 DXC | 90-91, 94 | 40mm x 50mm x 7/10.5mm | 40541034 | 760759 12.95 L | 760782 16.95 L |
| 540 SXC | 98-99 | 50mm x 60mm x 7/10.5mm | 5060003 | 760762 12.95 L | 760785 16.95 L |
| 540 SXS Racing | 01 | 43mm x 52.7mm x 9.5/10.3mm | 43570201 | 760760 12.95 L | 760783 16.95 L |
| 540 SXS Racing | 02 | 48mm x 57.7mm x 9.5/10.3mm | 48600057 | 760761 12.95 L | 760784 16.95 L |
| 540 SXS | 04 | 48mm x 57.7mm x 9.5 | 48600344 | 760767 11.95 L | 760784 16.95 L |
| 540 SXS Racing | 05 | 48mm x 57.7mm x 9.5 | 48600399 | 760767 11.95 L | 760784 16.95 L |

- accessories
- body
- handlebar & grips
- cables & levers
- exhaust
- engine
- fuel & intake
- electrical & ignition
- clutch
- drive
- bearings
- brakes
- steering & suspension**
- tires
- tools & shop

STEERING & SUSPENSION

K&S FORK SEAL KITS & DUST SEAL KITS CONTINUED

| MAKE/MODEL | YEAR | DIA. I.D.MM X O.D.MM X THICK | O.E.M. # | OIL SEAL | DUST SEAL |
|-----------------------|--------------|------------------------------|----------|-----------------------|-----------------------|
| KTM CONTINUED | | | | | |
| 550 DXC | 92 | 40mm x 50mm x 7/10.5mm | 40541034 | 760759 12.95 L | 760782 16.95 L |
| 550 EXC | 92, 95 | 40mm x 50mm x 7/10.5mm | 40541034 | 760759 12.95 L | 760782 16.95 L |
| 550 EXC | 95 | 45mm x 58mm x 8.5/11mm | 7528145 | 760756 13.95 L | 760781 16.95 L |
| 550 MX | 92 | 40mm x 50mm x 7/10.5mm | 40541034 | 760759 12.95 L | 760782 16.95 L |
| 550 MXC | 93-96 | 40mm x 50mm x 7/10.5mm | 40541034 | 760759 12.95 L | 760782 16.95 L |
| 550 MXC | 95-96 | 45mm x 58mm x 8.5/11mm | 7528145 | 760756 13.95 L | 760781 16.95 L |
| 550 SX | 95 | 45mm x 58mm x 8.5/11mm | 7528145 | 760756 13.95 L | 760781 16.95 L |
| 550 SX | 95 | 40mm x 50mm x 7/10.5mm | 40541034 | 760759 12.95 L | 760782 16.95 L |
| 560 SMR | 06-07 | 48mm x 57.7mm x 9.5 | 48600399 | 760767 11.95 L | 760784 16.95 L |
| 600 DXC/EGS | 90-92 | 40mm x 50mm x 7/10.5mm | 40541034 | 760759 12.95 L | 760782 16.95 L |
| 600 Enduro LC4 | 89 | 40mm x 50mm x 7/10.5mm | 40541034 | 760759 12.95 L | 760782 16.95 L |
| 600 EXC | 90-93 | 40mm x 50mm x 7/10.5mm | 40541034 | 760759 12.95 L | 760782 16.95 L |
| 600 GS | 84 | 40mm x 50mm x 7/10.5mm | 40541034 | 760759 12.95 L | 760782 16.95 L |
| 600 LC4 | 97 | 50mm x 60mm x 7/10.5mm | 5060003 | 760762 12.95 L | 760785 16.95 L |
| 600 LC4 DXC/EGS | 90-92 | 40mm x 50mm x 7/10.5mm | 40541034 | 760759 12.95 L | 760782 16.95 L |
| 600 LC4 EXC | 89-93 | 40mm x 50mm x 7/10.5mm | 40541034 | 760759 12.95 L | 760782 16.95 L |
| 600 LC4 MX | 89-91 | 40mm x 50mm x 7/10.5mm | 40541034 | 760759 12.95 L | 760782 16.95 L |
| 600 LC4 MX -Enduro | 88 | 40mm x 50mm x 7/10.5mm | 40541034 | 760759 12.95 L | 760782 16.95 L |
| 600 MX | 84, 89-91 | 40mm x 50mm x 7/10.5mm | 40541034 | 760759 12.95 L | 760782 16.95 L |
| 620 DUKE | 94-97 | 40mm x 50mm x 7/10.5mm | 40541034 | 760759 12.95 L | 760782 16.95 L |
| 620 EGS | 94-97 | 40mm x 50mm x 7/10.5mm | 40541034 | 760759 12.95 L | 760782 16.95 L |
| 620 EGSE | 97 | 40mm x 50mm x 7/10.5mm | 40541034 | 760759 12.95 L | 760782 16.95 L |
| 620 EGSE Adventure | 97 | 50mm x 60mm x 7/10.5mm | 5060003 | 760762 12.95 L | 760785 16.95 L |
| 620 EXC | 94-95 | 40mm x 50mm x 7/10.5mm | 40541034 | 760759 12.95 L | 760782 16.95 L |
| 620 LC4 Competiton | 98-00 | 50mm x 60mm x 7/10.5mm | 5060003 | 760762 12.95 L | 760785 16.95 L |
| 620 LC4 EXC | 94 | 40mm x 50mm x 7/10.5mm | 40541034 | 760759 12.95 L | 760782 16.95 L |
| 620 LC4 Ralley | 97 | 50mm x 60mm x 7/10.5mm | 5060003 | 760762 12.95 L | 760785 16.95 L |
| 620 LC4 Super-Moto | 99 | 50mm x 60mm x 7/10.5mm | 5060003 | 760762 12.95 L | 760785 16.95 L |
| 620 LSE | 97 | 40mm x 50mm x 7/10.5mm | 40541034 | 760759 12.95 L | 760782 16.95 L |
| 620 RXC | 96 | 45mm x 58mm x 8.5/11mm | 7528145 | 760756 13.95 L | 760781 16.95 L |
| 620 RXC / RXC LC4 | 94-95 | 40mm x 50mm x 7/10.5mm | 40541034 | 760759 12.95 L | 760782 16.95 L |
| 620 RXCE | 94-95, 97-98 | 40mm x 50mm x 7/10.5mm | 40541034 | 760759 12.95 L | 760782 16.95 L |
| 620 SC | 00 | 43mm x 52.7mm x 9.5/10.3mm | 43570140 | 760760 12.95 L | 760783 16.95 L |
| 620 SC Super Moto | 00-01 | 43mm x 52.7mm x 9.5/10.3mm | 43570140 | 760760 12.95 L | 760783 16.95 L |
| 620 Six Day | 96 | 40mm x 50mm x 7/10.5mm | 40541034 | 760759 12.95 L | 760782 16.95 L |
| 620 Super Competition | 97-98 | 50mm x 60mm x 7/10.5mm | 5060003 | 760762 12.95 L | 760785 16.95 L |
| 620 Super Competition | 94 | 40mm x 50mm x 7/10.5mm | 40541034 | 760759 12.95 L | 760782 16.95 L |
| 620 Super Competition | 95-96 | 40mm x 50mm x 7/10.5mm | 40541034 | 760759 12.95 L | 760782 16.95 L |
| 620 Super Competition | 96 | 45mm x 58mm x 8.5/11mm | 7528145 | 760756 13.95 L | 760781 16.95 L |
| 620 SX | 94 | 40mm x 50mm x 7/10.5mm | 40541034 | 760759 12.95 L | 760782 16.95 L |
| 620 SX | 97-99 | 50mm x 60mm x 7/10.5mm | 5060003 | 760762 12.95 L | 760785 16.95 L |
| 620 TXC | 98 | 50mm x 60mm x 7/10.5mm | 5060003 | 760762 12.95 L | 760785 16.95 L |
| 625 SMC | 04 | 48mm x 57.7mm x 9.5 | 48600347 | 760767 11.95 L | 760784 16.95 L |
| 625 SMC | 05-06 | 48mm x 57.7mm x 9.5 | 48600399 | 760767 11.95 L | 760784 16.95 L |
| 625 SXC | 03-04 | 43mm x 52.7mm x 9.5/10.3mm | 43570201 | 760760 12.95 L | 760783 16.95 L |
| 640 Adventure R | 98-00 | 50mm x 60mm x 7/10.5mm | 5060003 | 760762 12.95 L | 760785 16.95 L |
| 640 Adventure-R | 02 | 48mm x 57.7mm x 9.5/10.3mm | 48600057 | 760761 12.95 L | 760784 16.95 L |
| 640 Adventure | 05 | 48mm x 57.7mm x 9.5 | 48600347 | 760767 11.95 L | 760784 16.95 L |
| 640 LC4 Adventure | 06 | 48mm x 57.7mm x 9.5 | 48600399 | 760767 11.95 L | 760784 16.95 L |
| 640 Adventure | 07 | 48mm x 57.7mm x 9.5 | 48600399 | 760767 11.95 L | 760784 16.95 L |
| 640 DUKE | 98 | 40mm x 50mm x 7/10.5mm | 40541034 | 760759 12.95 L | 760782 16.95 L |
| 640 DUKE | 00-02 | 43mm x 52.7mm x 9.5/10.3mm | 43570140 | 760760 12.95 L | 760783 16.95 L |
| 640 DUKE | 03-04 | 43mm x 52.7mm x 9.5/10.3mm | 43570201 | 760760 12.95 L | 760783 16.95 L |
| 640 LC4 | 98-00 | 50mm x 60mm x 7/10.5mm | 5060003 | 760762 12.95 L | 760785 16.95 L |
| 640 LC4 | 01 | 43mm x 52.7mm x 9.5/10.3mm | 43570140 | 760760 12.95 L | 760783 16.95 L |
| 640 LC4 E | 00-02 | 43mm x 52.7mm x 9.5/10.3mm | 43570140 | 760760 12.95 L | 760783 16.95 L |
| 640 LC4 E | 03-04 | 43mm x 52.7mm x 9.5/10.3mm | 43570201 | 760760 12.95 L | 760783 16.95 L |
| 640 LC4 | 03 | 48mm x 57.7mm x 9.5 | 48600185 | 760767 11.95 L | 760784 16.95 L |
| 640 LC4 | 04-05 | 48mm x 57.7mm x 9.5 | 48600347 | 760767 11.95 L | 760784 16.95 L |
| 640 LC4 Ralley | 97,99 | 50mm x 60mm x 7/10.5mm | 5060003 | 760762 12.95 L | 760785 16.95 L |
| 640 LC4 Six Days | 00-01 | 43mm x 52.7mm x 9.5/10.3mm | 43570140 | 760760 12.95 L | 760783 16.95 L |
| 640 LC4 Six Days | 99 | 50mm x 60mm x 7/10.5mm | 5060003 | 760762 12.95 L | 760785 16.95 L |

K&S FORK SEAL KITS & DUST SEAL KITS CONTINUED

| MAKE/MODEL | YEAR | DIA. I.D.MM X O.D.MM X THICK | O.E.M. # | OIL SEAL | DUST SEAL |
|--|-----------------|------------------------------|-------------|-----------------------|-----------------------|
| KTM CONTINUED | | | | | |
| 640 LC4 Super Moto | 99 | 50mm x 60mm x 7/10.5mm | 5060003 | 760762 12.95 L | 760785 16.95 L |
| 640 LC4 Super Moto | 00-02 | 43mm x 52.7mm x 9.5/10.3mm | 43570140 | 760760 12.95 L | 760783 16.95 L |
| 660 LC4 Rallye | 97,99 | 50mm x 60mm x 7/10.5mm | 5060003 | 760762 12.95 L | 760785 16.95 L |
| 660 Rallye | 02 | 48mm x 57.7mm x 9.5/10.3mm | 48600057 | 760761 12.95 L | 760784 16.95 L |
| 660 SM Factory Replica | 02 | 48mm x 57.7mm x 9.5/10.3mm | 48600185 | 760761 12.95 L | 760784 16.95 L |
| 660 Rallye | 00 | 43mm x 52.7mm x 9.5/10.3mm | 43570201 | 760760 12.95 L | 760783 16.95 L |
| 660 Rallye | 05-07 | 48mm x 57.7mm x 9.5 | 48600399 | 760767 11.95 L | 760784 16.95 L |
| 690 Duke | 08-09 | 48mm x 57.7mm x 9.5 | 48600347 | 760767 11.95 L | 760784 16.95 L |
| 690 Enduro | 08-11 | 48mm x 57.7mm x 9.5 | 48600347 | 760767 11.95 L | 760784 16.95 L |
| 690 RALLY | 07-09 | 48mm x 57.7mm x 9.5 | 48600347 | 760767 11.95 L | 760784 16.95 L |
| 690 SMC | 08-09 | 48mm x 57.7mm x 9.5 | 48600347 | 760767 11.95 L | 760784 16.95 L |
| 690 SuperMoto | 07-08 | 48mm x 57.7mm x 9.5 | 48600347 | 760767 11.95 L | 760784 16.95 L |
| 950 Adventure | 04 | 48mm x 57.7mm x 9.5 | 48600347 | 760767 11.95 L | 760784 16.95 L |
| 950 Adventure | 05-06 | 48mm x 57.7mm x 9.5 | 48600399 | 760767 11.95 L | 760784 16.95 L |
| 950 SuperEnduro | 07-09 | 48mm x 57.7mm x 9.5 | 48600399 | 760767 11.95 L | 760784 16.95 L |
| 950 SuperMoto | 06-07 | 48mm x 57.7mm x 9.5 | 48600399 | 760767 11.95 L | 760784 16.95 L |
| 950 SuperMoto R EU / AUS | 08 | 48mm x 57.7mm x 9.5 | 48600399 | 760767 11.95 L | 760784 16.95 L |
| 990 Adventure | 07-10 | 48mm x 57.7mm x 9.5 | 48600399 | 760767 11.95 L | 760784 16.95 L |
| 990 Adventure S/R | 07-10 | 48mm x 57.7mm x 9.5 | 48600399 | 760767 11.95 L | 760784 16.95 L |
| 990 Super Duke | 07-08 | 48mm x 57.7mm x 9.5 | 48600399 | 760767 11.95 L | 760784 16.95 L |
| 990 Super Duke EU / AUS | 08-09 | 48mm x 57.7mm x 9.5 | 48600399 | 760767 11.95 L | 760784 16.95 L |
| 990 Super Duke R EU / AUS | 08-09 | 48mm x 57.7mm x 9.5 | 48600399 | 760767 11.95 L | 760784 16.95 L |
| 990 Super Enduro | 09 | 48mm x 57.7mm x 9.5 | 48600399 | 760767 11.95 L | 760784 16.95 L |
| 990 SuperMoto EU / AUS | 08-09 | 48mm x 57.7mm x 9.5 | 48600399 | 760767 11.95 L | 760784 16.95 L |
| 990 SuperMoto R EU / AUS | 09 | 48mm x 57.7mm x 9.5 | 48600399 | 760767 11.95 L | ---- |
| 990 SuperMoto | 10 | 48mm x 57.7mm x 9.5 | 48600399 | 760767 11.95 L | ---- |
| 1190 RC 8 | 09 | 43mm x 52.7mm x 9.5/10.3mm | 43570201 | 760760 12.95 L | 760783 16.95 L |
| 1190 RC 8-R EU / AUS | 08-09 | 43mm x 52.7mm x 9.5/10.3mm | 43570201 | 760760 12.95 L | 760783 16.95 L |
| 1190 RC 8-R | 10 | 43mm x 52.7mm x 9.5/10.3mm | 43570201 | 760760 12.95 L | 760783 16.95 L |
| SUZUKI | | | | | |
| DR-100 D/E/F/G/H/J/K/L | 83-90 | 30mm x 42mm x 10.5mm | 51153-48420 | 760710 10.95 L | ---- |
| DR-125 G/H/J | 86-88 | 35mm x 48mm x 11mm | 51153-20520 | 760721 10.95 L | ---- |
| DR-125 SER/SES/SET | 94-96 | 35mm x 48mm x 11mm | 51153-19D10 | 760721 10.95 L | ---- |
| DR-125 Z/D/E | 82-84 | 32mm x 44mm x 10.5mm | 51153-48500 | 760714 10.95 L | ---- |
| DR-200 G/H/J | 86-88 | 35mm x 48mm x 11mm | 51153-20520 | 760721 10.95 L | ---- |
| DR-200 SET/SEV/SEW/SEX/SEY/SEK1-SK9 | 96-09, 13 | 35mm x 48mm x 11mm | 51153-19D10 | 760721 10.95 L | ---- |
| DR-250 L/M/N/P | 90-93 | 43mm x 54mm x 9mm | 51153-14D00 | 760743 10.95 L | ---- |
| DR-250 L/M/N/P | 90-93 | 43mm x 54mm x 11mm | 51153-14D00 | 760744 10.95 L | ---- |
| DR-250 SL/SM/SN/SP/SER/SES | 90-95 | 43mm x 54mm x 9mm | 51153-14D00 | 760743 10.95 L | ---- |
| DR-250 SL/SM/SN/SP/SER/SES | 90-95 | 43mm x 54mm x 11mm | 51153-14D00 | 760744 10.95 L | ---- |
| DR-250 Z/D/E/F | 82-85 | 36mm x 48mm x 8/9.5mm | 51153-41211 | 760724 10.95 L | ---- |
| DR-250 Z/D/E/F | 82-85 | 36mm x 48mm x 10.5mm | 51153-41211 | 760725 10.95 L | ---- |
| DR-350 L/M/N/P/R/S/T/V/W/X | 90-99 | 43mm x 54mm x 9mm | 51153-14D00 | 760743 10.95 L | ---- |
| DR-350 L/M/N/P/R/S/T/V/W/X | 90-99 | 43mm x 54mm x 11mm | 51153-14D00 | 760744 10.95 L | ---- |
| DR-350 SL/SM/SN/SP/SER/SES/
SET/SEV/SEW/SEX | 90-99 | 43mm x 54mm x 9mm | 51153-14D00 | 760743 10.95 L | ---- |
| DR-350 SL/SM/SN/SP/SER/SES/
SET/SEV/SEW/SEX | 90-99 | 43mm x 54mm x 11mm | 51153-14D00 | 760744 10.95 L | ---- |
| DR-370 C | 78 | 36mm x 48mm x 8/9.5mm | 51153-41110 | 760724 10.95 L | ---- |
| DR-370 C | 78 | 36mm x 48mm x 10.5mm | 51153-41110 | 760725 10.95 L | ---- |
| DR-370 N | 79 | 36mm x 48mm x 8/9.5mm | 51153-41211 | 760724 10.95 L | ---- |
| DR-370 N | 79 | 36mm x 48mm x 10.5mm | 51153-41211 | 760725 10.95 L | ---- |
| DR-400 T | 80 | 36mm x 48mm x 8/9.5mm | 51153-41211 | 760724 10.95 L | ---- |
| DR-400 T | 80 | 36mm x 48mm x 10.5mm | 51153-41211 | 760725 10.95 L | ---- |
| DR-500 X/Z/D | 81-83 | 36mm x 48mm x 8/9.5mm | 51153-41211 | 760724 10.95 L | ---- |
| DR-500 X/Z/D | 81-83 | 36mm x 48mm x 10.5mm | 51153-41211 | 760725 10.95 L | ---- |
| DR-650 SET/SEV/SEW/SEX/SEY/
SEK1-SEK9 | 96-09 | 43mm x 55mm x 10.5mm | 51153-14330 | 760748 10.95 L | ---- |
| DR-Z110 K3-K5 | 03-05 | 30mm x 42mm x 10.5mm | K9204-91069 | 760710 10.95 L | ---- |
| DR-Z125 K | 03-09,
12-13 | 30mm x 42mm x 10.5mm | 51153-48420 | 760710 10.95 L | ---- |
| DR-Z250 K | 01-07 | 43mm x 54mm x 9mm | 51153-14D00 | 760743 10.95 L | ---- |

- accessories
- body
- handlebar & grips
- cables & levers
- exhaust
- engine
- fuel & intake
- electrical & ignition
- clutch
- drive
- bearings
- brakes
- steering & suspension
- tires
- tools & shop

STEERING & SUSPENSION

K&S FORK SEAL KITS & DUST SEAL KITS CONTINUED

| accessories | MAKE/MODEL | YEAR | DIA. I.D.MM X O.D.MM X THICK | O.E.M. # | OIL SEAL | DUST SEAL |
|-----------------------|-------------------------|-----------|------------------------------|-------------|----------------|----------------|
| | SUZUKI CONTINUED | | | | | |
| body | DR-Z250 K | 01-07 | 43mm x 54mm x 11mm | 51153-14D00 | 760744 10.95 L | ---- |
| | DR-Z400 E Y- K7 | 00-07 | 49mm x 60mm x 10mm | 51153-36E00 | 760754 10.95 L | 760779 13.95 L |
| handlebar & grips | DR-Z400 SMK | 05-08, 13 | 47mm x 58mm x 10mm | 51153-37F80 | 760755 10.95 L | ---- |
| | DS-100 C/N/T/X | 78-81 | 27mm x 39mm x 10.5mm | 51153-26130 | 760708 10.95 L | ---- |
| | DS-125 N/X/T | 79-81 | 30mm x 42mm x 10.5mm | 51153-08030 | 760710 10.95 L | ---- |
| cables & levers | DS-185 C | 78 | 30mm x 40.5mm x 10.5mm | 51153-29400 | 760709 10.95 L | ---- |
| | DS-185 N | 79 | 32mm x 44mm x 10.5mm | 51153-11300 | 760714 10.95 L | ---- |
| | DS-185 T | 80 | 32mm x 44mm x 10.5mm | 51153-29420 | 760714 10.95 L | ---- |
| exhaust | DS-80 | 78-00 | 26mm x 37mm x 10.5mm | 51153-03400 | 760706 10.95 L | ---- |
| | RM-100 A/B | 76-77 | 30mm x 40.5mm x 10.5mm | 51153-08011 | 760709 10.95 L | ---- |
| | RM-100 C | 78 | 30mm x 40.5mm x 10.5mm | 51153-41603 | 760709 10.95 L | ---- |
| engine | RM-100 K3 | 03 | 36mm x 48mm x 8/9.5mm | K9204-91394 | 760724 10.95 L | ---- |
| | RM-100 N/T/X | 79-81 | 35mm x 48mm x 11mm | 51153-34010 | 760721 10.95 L | ---- |
| | RM-125 B/C | 77-78 | 36mm x 48mm x 8/9.5mm | 51153-41211 | 760724 10.95 L | ---- |
| fuel & intake | RM-125 B/C | 77-78 | 36mm x 48mm x 10.5mm | 51153-41211 | 760725 10.95 L | ---- |
| | RM-125 D | 83 | 38mm x 50mm x 10.5mm | 51153-14140 | 760731 10.95 L | ---- |
| | RM-125 E/F/G | 84-86 | 43mm x 55mm x 10.5mm | 51153-14330 | 760748 10.95 L | ---- |
| electrical & ignition | RM-125 H | 87 | 43mm x 55mm x 10.5mm | 51153-01B20 | 760748 10.95 L | ---- |
| | RM-125 J | 88 | 43mm x 55mm x 8/9.5mm | 51153-01B40 | 760742 10.95 L | ---- |
| | RM-125 J | 88 | 43mm x 55mm x 9.5/10mm | 51153-01B40 | 760747 10.95 L | ---- |
| clutch | RM-125 k | 89 | 46mm x 58mm x 10.5/11mm | 51153-27C00 | 760753 10.95 L | ---- |
| | RM-125 L | 90 | 41mm x 53mm x 8/9.5mm | 51153-27C20 | 760738 10.95 L | 760773 13.95 L |
| | RM-125 L | 90 | 41mm x 53mm x 8/10.5mm | 51153-27C20 | 760739 10.95 L | 760773 13.95 L |
| drive | RM-125 M/A | 75-76 | 35mm x 48mm x 11mm | 51153-34010 | 760721 10.95 L | ---- |
| | RM-125 M/N/P/R/S | 91-95 | 45mm x 57mm x 11mm | 51153-27C41 | 760749 10.95 L | 760776 13.95 L |
| | RM-125 N/T/X/Z | 79-82 | 38mm x 50mm x 10.5mm | 51153-40300 | 760731 10.95 L | ---- |
| bearings | RM-125 T/V/W/X | 96-00 | 49mm x 60mm x 10mm | 51153-36E00 | 760754 10.95 L | 760779 13.95 L |
| | RM-125K1-K4 | 01-04 | 47mm x 58mm x 10mm | 51153-36F00 | 760755 10.95 L | ---- |
| | RM-125K5-K8 | 05-08 | 47mm x 58mm x 10mm | 51153-37F80 | 760755 10.95 L | ---- |
| brakes | RM-250 D/E/F/G/H | 83-87 | 43mm x 55mm x 10.5mm | 51153-14330 | 760748 10.95 L | ---- |
| | RM-250 K/L | 89-90 | 41mm x 53mm x 8/9.5mm | 51153-28C00 | 760738 10.95 L | 760773 13.95 L |
| | RM-250 K/L | 89-90 | 41mm x 53mm x 8/10.5mm | 51153-28C00 | 760739 10.95 L | 760773 13.95 L |
| steering & suspension | RM-250 K1-K3 | 01-03 | 46mm x 58mm x 9.5/11mm | 51153-37F00 | 760751 10.95 L | ---- |
| | RM-250 M/N/P/R/S | 91-95 | 45mm x 57mm x 11mm | 51153-27C40 | 760749 10.95 L | 760776 13.95 L |
| | RM-250 N/T/X/Z | 79-82 | 38mm x 50mm x 10.5mm | 51153-40300 | 760731 10.95 L | ---- |
| tires | RM-250 T/V/W/X/Y | 96-00 | 49mm x 60mm x 10mm | 51153-36E00 | 760754 10.95 L | 760779 13.95 L |
| | RM-250J | 88 | 43mm x 55mm x 8/9.5mm | 51153-01B40 | 760742 10.95 L | ---- |
| | RM-250J | 88 | 43mm x 55mm x 9.5/10mm | 51153-01B40 | 760747 10.95 L | ---- |
| tools & shop | RM-250K4 | 04 | 47mm x 58mm x 10mm | 51153-36F00 | 760755 10.95 L | ---- |
| | RM-250K5-K8 | 05-08 | 47mm x 58mm x 10mm | 51153-37F80 | 760755 10.95 L | ---- |
| | RM-400N/T | 79-80 | 38mm x 50mm x 10.5mm | 51153-40300 | 760731 10.95 L | ---- |
| | RM-465 X/Z | 81-82 | 43mm x 55mm x 10.5mm | 51153-14200 | 760748 10.95 L | ---- |
| | RM-500 D/E | 83-84 | 43mm x 55mm x 10.5mm | 51153-14330 | 760748 10.95 L | ---- |
| | RM-60 | 79-83 | 26mm x 37mm x 10.5mm | 51153-46100 | 760706 10.95 L | ---- |
| | RM-60 K3 | 03 | 30mm x 42mm x 10.5mm | K9204-91069 | 760710 10.95 L | ---- |
| | RM-65K | 03-05 | 33mm x 46mm x 11mm | K9204-91524 | 760764 10.95 L | ---- |
| | RM-80 B | 77 | 27mm x 39mm x 10.5mm | 51153-26130 | 760708 10.95 L | ---- |
| | RM-80 C | 78 | 27mm x 39mm x 10.5mm | 51153-46040 | 760708 10.95 L | ---- |
| | RM-80 G/H/J | 86-88 | 33mm x 46mm x 10.5mm | 51153-02B00 | 760716 10.95 L | ---- |
| | RM-80 K/L/M/N/P | 89-93 | 35mm x 48mm x 11mm | 51153-34A00 | 760721 10.95 L | ---- |
| | RM-80 N/T/X | 79-81 | 30mm x 42mm x 10.5mm | 51153-08030 | 760710 10.95 L | ---- |
| | RM-80 R/S/T/V/W/X/Y/K1 | 94-01 | 35mm x 48mm x 11mm | 51153-19D10 | 760721 10.95 L | ---- |
| | RM-80 Z/D/E/F | 82-85 | 30mm x 42mm x 10.5mm | 51153-48420 | 760710 10.95 L | ---- |
| | RM-85 K2-K9 | 02-09 | 37mm x 50mm x 11mm | 51153-03B30 | 760730 10.95 L | ---- |
| | RMX-250 K/L | 89-90 | 41mm x 53mm x 8/9.5mm | 51153-28C00 | 760738 10.95 L | 760773 13.95 L |
| | RMX-250 K/L | 89-90 | 41mm x 53mm x 8/10.5mm | 51153-28C00 | 760739 10.95 L | 760773 13.95 L |
| | RMX-250 M | 91 | 45mm x 57mm x 11mm | 51153-27C41 | 760749 10.95 L | 760776 13.95 L |
| | RMX-250N | 92 | 45mm x 57mm x 11mm | 51153-43D00 | 760749 10.95 L | 760776 13.95 L |
| | RMX-250S/T/V/W | 95-98 | 45mm x 57mm x 11mm | 51153-28E30 | 760749 10.95 L | 760776 13.95 L |
| | RM-Z250 K | 01-03 | 46mm x 58mm x 9.5/11mm | 51153-37F00 | 760751 10.95 L | ---- |
| | RM-Z250 K | 04 | 47.5mm x 58mm x 8.5/10mm | K9204-91599 | 760769 10.95 L | 760789 16.95 L |
| | RM-Z250 K | 05-06 | 47.5mm x 58mm x 8.5/10mm | K9204-90056 | 760769 10.95 L | 760789 16.95 L |

K&S FORK SEAL KITS & DUST SEAL KITS CONTINUED

| MAKE/MODEL | YEAR | DIA. I.D.MM X O.D.MM X THICK | O.E.M. # | OIL SEAL | DUST SEAL |
|--|--------------|------------------------------|-----------------|-----------------------|-----------------------|
| SUZUKI CONTINUED | | | | | |
| RM-Z250K | 07-10 | 47mm x 58mm x 10mm | 51153-37F80 | 760755 10.95 L | ---- |
| RM-Z450K | 05-10 | 47mm x 58mm x 10mm | 51153-37F80 | 760755 10.95 L | ---- |
| RS-175 T/X/Z | 80-82 | 36mm x 48mm x 8/9.5mm | 51153-41211 | 760724 10.95 L | ---- |
| RS-175 T/X/Z | 80-82 | 36mm x 48mm x 10.5mm | 51153-41211 | 760725 10.95 L | ---- |
| RS-250 T/X | 80-81 | 36mm x 48mm x 8/9.5mm | 51153-41211 | 760724 10.95 L | ---- |
| RS-250 T/X | 80-81 | 36mm x 48mm x 10.5mm | 51153-41211 | 760725 10.95 L | ---- |
| RV-125 K/L/M/A/B "Tracker" | 73-77 | 30mm x 40.5mm x 10.5mm | 51153-08011 | 760709 10.95 L | ---- |
| RV-90 L/M/A/B "Rover" | 74-77 | 27mm x 39mm x 10.5mm | 51153-27410 | 760708 10.95 L | ---- |
| SP-100 D | 83 | 31mm x 43mm x 10mm | 51153-48730 | 760711 10.95 L | ---- |
| SP-125 G/H/J | 86-88 | 35mm x 48mm x 11mm | 51153-20520 | 760721 10.95 L | ---- |
| SP-125 Z/D | 82-83 | 32mm x 44mm x 10.5mm | 51153-48500 | 760714 10.95 L | ---- |
| SP-250 Z/D/F | 82-83, 85 | 35mm x 48mm x 11mm | 51153-34010 | 760721 10.95 L | ---- |
| SP-370 C | 78 | 36mm x 48mm x 8/9.5mm | 51153-41110 | 760724 10.95 L | ---- |
| SP-370 C | 78 | 36mm x 48mm x 10.5mm | 51153-41110 | 760725 10.95 L | ---- |
| SP-400 T | 80 | 36mm x 48mm x 8/9.5mm | 51153-41211 | 760724 10.95 L | ---- |
| SP-400 T | 80 | 36mm x 48mm x 10.5mm | 51153-41211 | 760725 10.95 L | ---- |
| SP-500 X/Z/D | 81-83 | 36mm x 48mm x 8/9.5mm | 51153-41211 | 760724 10.95 L | ---- |
| SP-500 X/Z/D | 81-83 | 36mm x 48mm x 10.5mm | 51153-41211 | 760725 10.95 L | ---- |
| SP-600 F | 85 | 43mm x 55mm x 10.5mm | 51153-14A00 | 760748 10.95 L | ---- |
| SV-650 K3-K8 | 03-08 | 41mm x 54mm x 11mm | 51153-08D00 | 760741 10.95 L | ---- |
| SV-650 X/Y/K1-K2 | 99-02 | 41mm x 53mm x 8/10.5mm | 51153-14F00 | 760739 10.95 L | ---- |
| YAMAHA | | | | | |
| TT-125 RM/RMC | 00 | 30mm x 40.5mm x 10.5mm | 33J-23145-00-00 | 760709 10.95 L | ---- |
| TT-225 S/T | 86-87 | 36mm x 48mm x 10.5mm | 1KH-23145-00-00 | 760725 10.95 L | ---- |
| TT-250 G/H/J | 80-82 | 36mm x 48mm x 10.5mm | 1KH-23145-00-00 | 760725 10.95 L | ---- |
| TT-250RM/RMC | 99-00 | 43mm x 55mm x 10.5mm | 2VM-23145-L0-00 | 760748 10.95 L | ---- |
| TT-500 C/D/E | 76-78 | 36mm x 48mm x 10.5mm | 1K7-23145-00-00 | 760725 10.95 L | ---- |
| TT-500 F/G/H | 79-81 | 36mm x 48mm x 10.5mm | 48Y-23145-00-00 | 760725 10.95 L | ---- |
| TT-600 K/L/N/S | 83-86 | 43mm x 55mm x 10.5mm | 23X-23145-L0-00 | 760748 10.95 L | ---- |
| TT-90R | 00 | 26mm x 37mm x 10.5mm | 3M7-23145-00 | 760706 10.95 L | ---- |
| TTR-125N/LN-EW/LEW | 01-07 | 30mm x 40.5mm x 10.5mm | 33J-23145-00-00 | 760709 10.95 L | ---- |
| TTR-225 L/LC, N/NC/P/PC/R/RC/S/SC | 99, 01-04 | 36mm x 48mm x 10.5mm | 1KH-23145-00-00 | 760725 10.95 L | ---- |
| TTR-250N/NC/P/PC | 01-02 | 43mm x 55mm x 10.5mm | 3XJ-23145-L0-00 | 760748 10.95 L | ---- |
| TW-200 L - A1 | 99-14 | 33mm x 45mm x 10.5/12mm | 22W-23145-L0-00 | 760715 10.95 L | ---- |
| TW-200 T/TC-EK/EKC "Trailway" | 87-98 | 33mm x 45mm x 10.5/12mm | 22W-23145-L0-00 | 760715 10.95 L | ---- |
| TX-500/A | 73-74 | 34mm x 46mm x 10.5mm | 278-23145-51-00 | 760718 10.95 L | ---- |
| TX-750/A | 73-74 | 35mm x 48mm x 10.5mm | 341-23145-51-00 | 760720 10.95 L | ---- |
| TY-175 B/C | 75-76 | 30mm x 40.5mm x 10.5mm | 137-23145-01-00 | 760709 10.95 L | ---- |
| TY-250 A/C/D | 74, 76-77 | 34mm x 46mm x 10.5mm | 278-23145-51-00 | 760718 10.95 L | ---- |
| TY-350 N/S | 85-86 | 36mm x 48mm x 10.5mm | 1W1-23145-L0-00 | 760725 10.95 L | ---- |
| TZ-250 C/D/E | 76-78 | 35mm x 48mm x 10.5mm | 1H3-23145-00-00 | 760720 10.95 L | ---- |
| TZ-250 F | 79 | 35mm x 48mm x 8/9.5mm | 3G2-23145-00-00 | 760719 10.95 L | ---- |
| TZ-250 G/H/J | 80-82 | 36mm x 48mm x 8/9.5mm | 4A1-23145-00-00 | 760724 10.95 L | ---- |
| TZ-350 /C/D/E | 72-78 | 35mm x 48mm x 10.5mm | 1H3-23145-00-00 | 760720 10.95 L | ---- |
| WR-200 RD | 92 | 41mm x 53mm x 8/9.5mm | 3SP-23145-L0-00 | 760738 10.95 L | 760773 13.95 L |
| WR-200 RD | 92 | 41mm x 53mm x 8/10.5mm | 3SP-23145-L0-00 | 760739 10.95 L | 760773 13.95 L |
| WR-250 F | 05-09, 11-13 | 47.5mm x 58mm x 8.5/10mm | 1C3-23145-L0 | 760769 10.95 L | 760789 16.95 L |
| WR-250 FN/FP | 01-02 | 46mm x 58mm x 9.5/11mm | 5ET-23145-L0-00 | 760752 10.95 L | 760778 13.95 L |
| WR-250 FR/FS | 03-04 | 46mm x 58mm x 9.5/11mm | 5UN-23145-L0-00 | 760752 10.95 L | 760778 13.95 L |
| WR-250 ZB/ZD/ZE/ZF/ZG/ZH/ZJ | 91-97 | 43mm x 55mm x 10.5mm | 3XJ-23145-L0-00 | 760748 10.95 L | 760775 13.95 L |
| WR-250RX-RD | 08-13 | 46mm x 58mm x 9.5/11mm | 5UN-23145-L0-00 | 760752 10.95 L | 760778 13.95 L |
| WR-25R | 14 | 46mm x 58mm x 9.5/11mm | 5UN-23145-L0-00 | 760752 10.95 L | 760778 13.95 L |
| WR-400 FL/FM | 99-00 | 46mm x 58mm x 9.5/11mm | 5ET-23145-L0-00 | 760752 10.95 L | 760778 13.95 L |
| WR-450FR/FS | 03-04 | 46mm x 58mm x 9.5/11mm | 5UN-23145-L0-00 | 760752 10.95 L | 760778 13.95 L |
| WR-450FT-FX | 05-09 | 47.5mm x 58mm x 8.5/10mm | 1C3-23145-L0 | 760769 10.95 L | 760789 16.95 L |
| WR-450F | 12-14 | 47.5mm x 58mm x 8.5/10mm | 1C3-23145-L0 | 760769 10.95 L | 760789 16.95 L |
| WR-500 ZD/ZE | 92-93 | 43mm x 55mm x 10.5mm | 3XJ-23145-L0-00 | 760748 10.95 L | 760775 13.95 L |
| YSR-50 T/U/W/A/B/D | 87-92 | 27mm x 39mm x 10.5mm | 93110-27010-00 | 760708 10.95 L | ---- |
| YT-175 J/K | 82-83 | 30mm x 42mm x 10.5mm | 93110-30008-00 | 760710 10.95 L | ---- |
| YX-600 S/SC/T/TC/U/UC/W/WC/A/AC "Radian" | 86-90 | 36mm x 48mm x 8/9.5mm | 49A-23145-00-00 | 760724 10.95 L | ---- |

- accessories
- body
- handlebar & grips
- cables & levers
- exhaust
- engine
- fuel & intake
- electrical & ignition
- clutch
- drive
- bearings
- brakes
- steering & suspension
- tires
- tools & shop

STEERING & SUSPENSION

K&S FORK SEAL KITS & DUST SEAL KITS CONTINUED

| MAKE/MODEL | YEAR | DIA. I.D.MM X O.D.MM X THICK | O.E.M. # | OIL SEAL | DUST SEAL |
|----------------------------------|-----------|------------------------------|-----------------|----------------|----------------|
| YAMAHA CONTINUED | | | | | |
| YZ-100 C | 76 | 34mm x 46mm x 10.5mm | 278-23145-51-00 | 760718 10.95 L | ----- |
| YZ-100 D/E/F | 77-79 | 32mm x 44mm x 10.5mm | 2K5-23145-00-00 | 760714 10.95 L | ----- |
| YZ-100 G/H | 80-81 | 35mm x 48mm x 10.5mm | 1T3-23145-00-00 | 760720 10.95 L | ----- |
| YZ-100 J/K | 82-83 | 36mm x 48mm x 10.5mm | 1W1-23145-L0-00 | 760725 10.95 L | ----- |
| YZ-125 A | 90 | 41mm x 53mm x 8/9.5mm | 3SP-23145-L0-00 | 760738 10.95 L | 760773 13.95 L |
| YZ-125 A | 90 | 41mm x 53mm x 8/10.5mm | 3SP-23145-L0-00 | 760739 10.95 L | 760773 13.95 L |
| YZ-125 A/B | 74-75 | 30mm x 40.5mm x 10.5mm | 137-23145-01-00 | 760709 10.95 L | ----- |
| YZ-125 B | 91 | 43mm x 55mm x 10.5mm | 3XJ-23145-L0-00 | 760748 10.95 L | 760775 13.95 L |
| YZ-125 C | 76 | 34mm x 46mm x 10.5mm | 278-23145-51-00 | 760718 10.95 L | ----- |
| YZ-125 D/E/F/G | 77-80 | 36mm x 48mm x 10.5mm | 1W1-23145-L0-00 | 760725 10.95 L | ----- |
| YZ-125 D1/E1/F1/G1 | 92-95 | 43mm x 55mm x 10.5mm | 4DA-23145-L0-00 | 760748 10.95 L | 760775 13.95 L |
| YZ-125 H/J/K | 81-83 | 38mm x 50mm x 8mm | 1W4-23145-00-00 | 760732 10.95 L | ----- |
| YZ-125 H1/J1/K1/L1/M1/N1/P/R | 96-03 | 46mm x 58mm x 9.5/11mm | 5ET-23145-L0-00 | 760752 10.95 L | 760778 13.95 L |
| YZ-125 S | 04 | 47.5mm x 58mm x 8.5/10mm | 5XE-23145-L0 | 760769 10.95 L | 760789 16.95 L |
| YZ-125 S/T | 86-87 | 43mm x 55mm x 10.5mm | 23X-23145-L0-00 | 760748 10.95 L | ----- |
| YZ-125 T-A1 | 05-14 | 47.5mm x 58mm x 8.5/10mm | 1C3-23145-L0 | 760769 10.95 L | 760789 16.95 L |
| YZ-125 U | 88 | 43mm x 55mm x 10.5mm | 2VM-23145-L0-00 | 760748 10.95 L | ----- |
| YZ-125 W | 89 | 41mm x 53mm x 8/9.5mm | 3JD-23145-L0-00 | 760738 10.95 L | 760773 13.95 L |
| YZ-125 W | 89 | 41mm x 53mm x 8/10.5mm | 3JD-23145-L0-00 | 760739 10.95 L | 760773 13.95 L |
| YZ-125L/N | 84-85 | 43mm x 54mm x 11mm | 39W-23145-L0-00 | 760744 10.95 L | ----- |
| YZ-250 A/B | 74-75 | 34mm x 46mm x 10.5mm | 278-23145-51-00 | 760718 10.95 L | ----- |
| YZ-250 B | 91 | 43mm x 55mm x 10.5mm | 3XJ-23145-L0-00 | 760748 10.95 L | 760775 13.95 L |
| YZ-250 D/E/F/G | 77-80 | 38mm x 50mm x 8mm | 1W4-23145-00-00 | 760732 10.95 L | ----- |
| YZ-250 D1/E1 | 92-93 | 43mm x 55mm x 10.5mm | 4DA-23145-L0-00 | 760748 10.95 L | 760775 13.95 L |
| YZ-250 FT/FV/FW/FX | 05-09 | 47.5mm x 58mm x 8.5/10mm | 1C3-23145-L0 | 760769 10.95 L | 760789 16.95 L |
| YZ-250 H/J/K/L/N/S/T | 81-87 | 43mm x 55mm x 10.5mm | 23X-23145-L0-00 | 760748 10.95 L | ----- |
| YZ-250 H1-R | 96-03 | 46mm x 58mm x 9.5/11mm | 5ET-23145-L0-00 | 760752 10.95 L | 760778 13.95 L |
| YZ-250 U | 88 | 43mm x 55mm x 10.5mm | 2VM-23145-L0-00 | 760748 10.95 L | ----- |
| YZ-250 W1-A1 | 07-14 | 47.5mm x 58mm x 8.5/10mm | 1C3-23145-L0 | 760769 10.95 L | 760789 16.95 L |
| YZ-250A/WRA | 90 | 41mm x 53mm x 8/9.5mm | 3SP-23145-L0-00 | 760738 10.95 L | 760773 13.95 L |
| YZ-250A/WRA | 90 | 41mm x 53mm x 8/10.5mm | 3SP-23145-L0-00 | 760739 10.95 L | 760773 13.95 L |
| YZ-250FN/FP/FR | 01-03 | 46mm x 58mm x 9.5/11mm | 5ET-23145-L0-00 | 760752 10.95 L | 760778 13.95 L |
| YZ-250FS | 04 | 47.5mm x 58mm x 8.5/10mm | 5XE-23145-L0 | 760769 10.95 L | 760789 16.95 L |
| YZ-250S | 04 | 47.5mm x 58mm x 8.5/10mm | 5XE-23145-L0 | 760769 10.95 L | 760789 16.95 L |
| YZ-250W/WRW | 8 | 41mm x 53mm x 8/9.5mm | 3JD-23145-L0-00 | 760738 10.95 L | 760773 13.95 L |
| YZ-250W/WRW | 89 | 41mm x 53mm x 8/10.5mm | 3JD-23145-L0-00 | 760739 10.95 L | 760773 13.95 L |
| YZ-360 A/B | 74-75 | 34mm x 46mm x 10.5mm | 278-23145-51-00 | 760718 10.95 L | ----- |
| YZ-400 D/E/F | 77-79 | 38mm x 50mm x 8mm | 1W4-23145-00-00 | 760732 10.95 L | ----- |
| YZ-400FK/FL | 98-99 | 46mm x 58mm x 9.5/11mm | 5DH-23145-L0-00 | 760752 10.95 L | 760778 13.95 L |
| YZ-426FM/FN/FP | 00-02 | 46mm x 58mm x 9.5/11mm | 5ET-23145-L0-00 | 760752 10.95 L | 760778 13.95 L |
| YZ-450 FS/FT | 04-05 | 47.5mm x 58mm x 8.5/10mm | 5XE-23145-L0 | 760769 10.95 L | 760789 16.95 L |
| YZ-450FV, FX | 06, 08-09 | 47.5mm x 58mm x 8.5/10mm | 1C3-23145-L0 | 760769 10.95 L | 760789 16.95 L |
| YZ-450F | 10-14 | 47.5mm x 58mm x 8.5/10mm | 1C3-23145-L0 | 760769 10.95 L | 760789 16.95 L |
| YZ-465 G | 80 | 38mm x 50mm x 8mm | 1W4-23145-00-00 | 760732 10.95 L | ----- |
| YZ-465 H | 81 | 43mm x 55mm x 10.5mm | 4V4-23145-L0-00 | 760748 10.95 L | ----- |
| YZ-490 U/W/A | 88-90 | 43mm x 55mm x 10.5mm | 2VM-23145-L0-00 | 760748 10.95 L | ----- |
| YZ-60 | 81-83 | 26mm x 37mm x 10.5mm | 3M7-23145-00 | 760706 10.95 L | ----- |
| YZ-80 A/B/C/D/E/F | 74-79 | 27mm x 39mm x 10.5mm | 462-23145-02-00 | 760708 10.95 L | ----- |
| YZ-80 E1/F1/G1/H1/J1/K1/L1/M1/N1 | 93-01 | 36mm x 48mm x 8/9.5mm | 4ES-23145-00-00 | 760724 10.95 L | ----- |
| YZ-80 G/H/j | 80-82 | 30mm x 42mm x 10.5mm | 4V1-23145-L0-00 | 760710 10.95 L | ----- |
| YZ-80 K/L/N/S/T/U/W/A/B/D | 83-92 | 33mm x 45mm x 10.5/12mm | 22W-23145-L0-00 | 760715 10.95 L | ----- |
| YZ-85P-A | 02-14 | 36mm x 48mm x 8/9.5mm | 4ES-23145-00-00 | 760724 10.95 L | ----- |



DIRT BIKE STEERING STEM BEARING KITS

- Premium high-speed bearings feature low drag and double lip seals on both sides
- Provide superior exclusion of water and dirt and improved grease retention
- Includes bearings and seals



| CC | APPLICATION | YEAR | PART # | | |
|----------------|------------------|-------|----------|-------|---|
| APRILIA | | | | | |
| 125 | MX125 | 04 | AB221044 | 22.33 | L |
| 450 | RXV 450 | 06-11 | 132569 | 41.98 | L |
| 450 | SXV 450 | 06-11 | 132569 | 41.98 | L |
| 550 | RXV 550 | 06-11 | 132569 | 41.98 | L |
| 550 | SXV 550 | 06-11 | 132569 | 41.98 | L |
| BETA | | | | | |
| 50 | REV 50 | 06-08 | AB221047 | 28.00 | L |
| 80 | EVO 80 | 09-11 | AB221047 | 28.00 | L |
| 80 | EVO JR 80 | 09-11 | AB221047 | 28.00 | L |
| 80 | REV 80 | 06-08 | AB221047 | 28.00 | L |
| 125 | EVO 2T 125 | 09-14 | AB221047 | 28.00 | L |
| 125 | REV 2T 125 | 04-08 | AB221047 | 28.00 | L |
| 200 | EVO 2T 200 | 09-13 | AB221047 | 28.00 | L |
| 200 | REV 2T 200 | 04-08 | AB221047 | 28.00 | L |
| 250 | EVO 2T 250 | 09-13 | AB221047 | 28.00 | L |
| 250 | EVO 4T 250 | 09-12 | AB221047 | 28.00 | L |
| 250 | REV 2T 250 | 04-08 | AB221047 | 28.00 | L |
| 250 | REV 4T 250 | 08 | AB221047 | 28.00 | L |
| 270 | REV 2T 270 | 04-08 | AB221047 | 28.00 | L |
| 290 | EVO 2T 290 | 09-11 | AB221047 | 28.00 | L |
| 300 | EVO 2T 300 | 12-13 | AB221047 | 28.00 | L |
| 300 | EVO 4T 300 | 09-12 | AB221047 | 28.00 | L |
| GAS-GAS | | | | | |
| 65 | MC 65 | 06 | AB221047 | 28.00 | L |
| 125 | EC125 | 01-05 | AB221044 | 22.33 | L |
| 125 | EC125 | 06-11 | AB221056 | 40.16 | L |
| 125 | HALLEY 2T 125 EH | 09 | AB221044 | 22.33 | L |
| 125 | HALLEY 2T 125 SM | 09 | AB221044 | 22.33 | L |
| 125 | HALLEY 4T 125 EH | 09 | AB221044 | 22.33 | L |
| 125 | MC125 | 01-05 | AB221044 | 22.33 | L |
| 125 | MC125 | 06-09 | AB221056 | 40.16 | L |
| 125 | PAMPERA 125 | 02-05 | AB221047 | 28.00 | L |
| 125 | SM125 | 03-06 | AB221044 | 22.33 | L |
| 125 | SM125 | 07-09 | AB221056 | 40.16 | L |
| 125 | TXT TRIALS 125 | 98-01 | AB251523 | 44.18 | L |
| 125 | TXT TRIALS 125 | 02-12 | AB221047 | 28.00 | L |
| 200 | EC200 | 99-05 | AB221044 | 22.33 | L |
| 200 | EC200 | 06-11 | AB221056 | 40.16 | L |
| 200 | TXT TRIALS 200 | 98-01 | AB251523 | 44.18 | L |
| 200 | TXT TRIALS 200 | 02-09 | AB221047 | 28.00 | L |
| 250 | EC250 | 96-05 | AB221044 | 22.33 | L |
| 250 | EC250 | 06-13 | AB221056 | 40.16 | L |
| 250 | EC250 4T | 10-12 | AB221056 | 40.16 | L |
| 250 | MC250 | 99-05 | AB221044 | 22.33 | L |
| 250 | MC250 | 06-09 | AB221056 | 40.16 | L |
| 250 | PAMPERA 250 | 02-05 | AB221047 | 28.00 | L |
| 250 | SM250 | 03-05 | AB221044 | 22.33 | L |
| 250 | TXT TRIALS 250 | 98-01 | AB251523 | 44.18 | L |
| 250 | TXT TRIALS 250 | 02-12 | AB221047 | 28.00 | L |
| 280 | PAMPERA 280 | 02-05 | AB221047 | 28.00 | L |
| 280 | TXT TRIALS 280 | 98-01 | AB251523 | 44.18 | L |

| CC | APPLICATION | YEAR | PART # | | |
|--------------------------|----------------|-------|----------|-------|---|
| GAS-GAS CONTINUED | | | | | |
| 280 | TXT TRIALS 280 | 02-12 | AB221047 | 28.00 | L |
| 300 | EC300 | 99-05 | AB221044 | 22.33 | L |
| 300 | EC300 | 06-13 | AB221056 | 40.16 | L |
| 300 | TXT TRIALS 300 | 98-01 | AB251523 | 44.18 | L |
| 300 | TXT TRIALS 300 | 02-13 | AB221047 | 28.00 | L |
| 450 | EC450FSE | 03-05 | AB221044 | 22.33 | L |
| 450 | EC450FSE | 06 | AB221056 | 40.16 | L |
| 450 | EC450FSR | 07-09 | AB221056 | 40.16 | L |
| 450 | HALLEY 450 EH | 09 | AB221056 | 40.16 | L |
| 450 | HALLEY 450 SM | 09 | AB221056 | 40.16 | L |
| 450 | MC450FSR | 07 | AB221056 | 40.16 | L |
| 450 | PAMPERA 450 | 07 | AB221044 | 22.33 | L |
| 450 | SM450FSE | 04-05 | AB221044 | 22.33 | L |
| 450 | SM450FSR | 07-09 | AB221056 | 40.16 | L |
| HONDA | | | | | |
| 50 | CRF50F | 04-15 | AB221002 | 41.10 | L |
| 50 | CRM50R (EURO) | 93-96 | AB221002 | 41.10 | L |
| 50 | MT50S (EURO) | 93-96 | AB221002 | 41.10 | L |
| 50 | XR50R | 00-03 | AB221002 | 41.10 | L |
| 50 | Z-50 | 72-78 | AB221002 | 41.10 | L |
| 50 | Z-50R | 79-99 | AB221002 | 41.10 | L |
| 50 | Z-50RD | 86 | AB221002 | 41.10 | L |
| 60 | CR60 | 83 | AB221002 | 41.10 | L |
| 70 | CRF70F | 04-12 | AB221002 | 41.10 | L |
| 70 | CT70 TRAIL | 69-94 | AB221002 | 41.10 | L |
| 70 | SL70 | 71-73 | AB221002 | 41.10 | L |
| 70 | XL70 | 76 | AB221002 | 41.10 | L |
| 70 | XR70R | 97-03 | AB221002 | 41.10 | L |
| 75 | CRM75R (EURO) | 93-94 | AB221002 | 41.10 | L |
| 75 | XL75 | 77-79 | AB221002 | 41.10 | L |
| 75 | XR75 | 73-78 | AB221002 | 41.10 | L |
| 80 | CR80 | 80-82 | AB221002 | 41.10 | L |
| 80 | CR80R | 87-02 | AB221021 | 33.90 | L |
| 80 | CR80RB | 97-02 | AB221021 | 33.90 | L |
| 80 | CRF80F | 04-13 | AB221002 | 41.10 | L |
| 80 | XL80S | 80-85 | AB221002 | 41.10 | L |
| 80 | XR80 | 79-84 | AB221002 | 41.10 | L |
| 80 | XR80R | 85-03 | AB221002 | 41.10 | L |
| 85 | CR85R/RB | 03-07 | AB221021 | 33.90 | L |
| 90 | CT90 TRAIL | 66-79 | AB221002 | 41.10 | L |
| 100 | CRF100F | 04-13 | AB221002 | 41.10 | L |
| 100 | XL100 | 76-80 | AB221002 | 41.10 | L |
| 100 | XL100S | 79-85 | AB221002 | 41.10 | L |
| 100 | XR100 | 81-84 | AB221002 | 41.10 | L |
| 100 | XR100R | 85-03 | AB221002 | 41.10 | L |
| 110 | CRF110F | 13-15 | AB221029 | 41.10 | L |
| 110 | CT110 TRAIL | 80-86 | AB221002 | 41.10 | L |
| 125 | CR125M | 74-78 | AB221002 | 41.10 | L |
| 125 | CR125R | 79-81 | AB221057 | 47.71 | L |
| 125 | CR125R | 82-89 | AB221021 | 33.90 | L |
| 125 | CR125R | 90-92 | AB221018 | 42.39 | L |
| 125 | CR125R | 93-94 | AB221010 | 47.73 | L |
| 125 | CR125R | 95-97 | AB221030 | 43.29 | L |

- accessories
- body
- handlebar & grips
- cables & levers
- exhaust
- engine
- fuel & intake
- electrical & ignition
- clutch
- drive
- bearings
- brakes
- steering & suspension
- tires
- tools & shop

STEERING & SUSPENSION

ALL BALLS DIRT BIKE STEERING STEM BEARING KITS CONTINUED

- accessories
- body
- handlebar & grips
- cables & levers
- exhaust
- engine
- fuel & intake
- electrical & ignition
- clutch
- drive
- bearings
- brakes
- steering & suspension
- tires
- tools & shop

| CC | APPLICATION | YEAR | PART # | |
|------------------------|-------------------------|-------|----------|---------|
| HONDA CONTINUED | | | | |
| 125 | CR125R | 98-07 | AB221010 | 47.73 L |
| 125 | CRF125F | 14-15 | AB221029 | 41.10 L |
| 125 | CRM125R (NOT US MODEL) | 93-99 | AB221022 | 30.05 L |
| 125 | MT125 ELSINORE | 74-76 | AB221002 | 41.10 L |
| 125 | NX125 (EURO) | 95-97 | AB221022 | 30.05 L |
| 125 | SL125 MOTO SPORT | 71-73 | AB221002 | 41.10 L |
| 125 | TL125 | 73-76 | AB221002 | 41.10 L |
| 125 | XL125 | 74-85 | AB221002 | 41.10 L |
| 125 | XLR125 (EURO) | 98 | AB221021 | 33.90 L |
| 125 | XR125L (EURO) | 04-11 | AB221021 | 33.90 L |
| 150 | CRF150F | 03-15 | AB221021 | 33.90 L |
| 150 | CRF150R/RB | 07-15 | AB221021 | 33.90 L |
| 175 | MR175 ELSINORE | 76-77 | AB221002 | 41.10 L |
| 175 | SL175 | 70-71 | 132565 | 48.18 L |
| 175 | XL175 | 73-78 | 132565 | 48.18 L |
| 185 | XL185S | 79-83 | AB221002 | 41.10 L |
| 185 | XR185 | 79 | AB221002 | 41.10 L |
| 200 | CTX200 | 02-11 | AB221021 | 33.90 L |
| 200 | TLR200 REFLEX | 86-87 | AB221029 | 41.10 L |
| 200 | TR200 FATCAT | 86-87 | AB221029 | 41.10 L |
| 200 | XL200R | 83-84 | AB221021 | 33.90 L |
| 200 | XR200 | 80-84 | AB221002 | 41.10 L |
| 200 | XR200R | 81-02 | AB221021 | 33.90 L |
| 230 | CRF230F | 03-15 | AB221021 | 33.90 L |
| 230 | CRF230L | 08-09 | AB221021 | 33.90 L |
| 230 | CRF230M | 09 | AB221021 | 33.90 L |
| 250 | CR250 | 73 | 132565 | 48.18 L |
| 250 | CR250 | 74-76 | AB221029 | 41.10 L |
| 250 | CR250R | 78-81 | AB221057 | 47.71 L |
| 250 | CR250R | 82-89 | AB221021 | 33.90 L |
| 250 | CR250R | 90-91 | AB221018 | 42.39 L |
| 250 | CR250R | 92-94 | AB221010 | 47.73 L |
| 250 | CR250R | 95-96 | AB221030 | 43.29 L |
| 250 | CR250R | 97-07 | AB221010 | 47.73 L |
| 250 | CRF250L | 13-14 | AB221021 | 33.90 L |
| 250 | CRF250R | 04-09 | AB221010 | 47.73 L |
| 250 | CRF250R | 10-13 | AB221059 | 40.12 L |
| 250 | CRF250R | 14-15 | 132567 | 39.35 L |
| 250 | CRF250X | 04-15 | AB221010 | 47.73 L |
| 250 | CRM250AR (NOT US MODEL) | 96-99 | AB221021 | 33.90 L |
| 250 | MR250 | 76 | AB221029 | 41.10 L |
| 250 | MT250 | 74-76 | AB221029 | 41.10 L |
| 250 | NX250 | 88-90 | AB221021 | 33.90 L |
| 250 | TL250 | 75-76 | 132565 | 48.18 L |
| 250 | XL250 | 72-76 | 132565 | 48.18 L |
| 250 | XL250R | 82-87 | AB221021 | 33.90 L |
| 250 | XL250S | 78-81 | AB221029 | 41.10 L |
| 250 | XR250 | 79-80 | AB221029 | 41.10 L |
| 250 | XR250 TORNADO (EURO) | 01-02 | AB221021 | 33.90 L |
| 250 | XR250L | 91-96 | AB221021 | 33.90 L |
| 250 | XR250R | 81-04 | AB221021 | 33.90 L |
| 300 | XRE300 (SA) | 10-12 | AB221021 | 33.90 L |
| 350 | SL350 | 70-72 | 130272 | 44.78 L |
| 350 | XL350 | 74-78 | 132565 | 48.18 L |
| 350 | XL350R | 84-85 | AB221021 | 33.90 L |
| 350 | XR350R | 83-85 | AB221021 | 33.90 L |
| 400 | XR400R | 96-04 | AB221021 | 33.90 L |
| 450 | CR450R | 81 | AB221021 | 33.90 L |
| 450 | CRF450R | 02-08 | AB221010 | 47.73 L |
| 450 | CRF450R | 09-12 | AB221059 | 40.12 L |

| CC | APPLICATION | YEAR | PART # | |
|------------------------|---------------|-------|----------|---------|
| HONDA CONTINUED | | | | |
| 450 | CRF450R | 13-15 | 132567 | 39.35 L |
| 450 | CRF450X | 05-15 | AB221010 | 47.73 L |
| 480 | CR480R | 82-83 | AB221021 | 33.90 L |
| 500 | CR500R | 84-89 | AB221021 | 33.90 L |
| 500 | CR500R | 90-01 | AB221018 | 42.39 L |
| 500 | NX500 (EURO) | 93-99 | AB221021 | 33.90 L |
| 500 | XL500R | 82 | AB221021 | 33.90 L |
| 500 | XL500S | 79-81 | AB221029 | 41.10 L |
| 500 | XR500 | 79-80 | AB221029 | 41.10 L |
| 500 | XR500R | 81-84 | AB221021 | 33.90 L |
| 600 | XL600R | 83-87 | AB221021 | 33.90 L |
| 600 | XR600R | 85-00 | AB221021 | 33.90 L |
| 650 | FMX650 (EURO) | 05-06 | AB221021 | 33.90 L |
| 650 | FX650 (EURO) | 99-00 | AB221021 | 33.90 L |
| 650 | XR650L | 93-15 | AB221021 | 33.90 L |
| 650 | XR650R | 00-07 | AB221018 | 42.39 L |

| HUSABERG | | | | |
|-----------------|----------------------|-------|----------|---------|
| | 1989-2008 ALL MODELS | ALL | AB221032 | 23.01 L |
| 250 | FE250 | 13-14 | AB221026 | 30.05 L |
| 250 | TE250 | 11-14 | AB221026 | 30.05 L |
| 300 | TE300 | 11-14 | AB221026 | 30.05 L |
| 350 | FE350 | 13-14 | AB221026 | 30.05 L |
| 390 | 390FE | 10-11 | AB221026 | 30.05 L |
| 450 | 450FC | 01-05 | AB221032 | 23.01 L |
| 450 | 450FE | 04-08 | AB221032 | 23.01 L |
| 450 | 450FE | 09-11 | AB221026 | 30.05 L |
| 450 | 450FE-E | 01-03 | AB221032 | 23.01 L |
| 450 | 450FS | 04 | AB221032 | 23.01 L |
| 450 | 450FS-C | 01-06 | AB221032 | 23.01 L |
| 450 | 450FS-E | 01-08 | AB221032 | 23.01 L |
| 450 | 450FX | 10-11 | AB221026 | 30.05 L |
| 450 | 450FX-E | 01-03 | AB221032 | 23.01 L |
| 450 | FE450 | 14 | AB221026 | 30.05 L |
| 501 | FE501 | 13-14 | AB221026 | 30.05 L |
| 550 | 550FE | 07-08 | AB221032 | 23.01 L |
| 550 | 550FS-E | 07 | AB221032 | 23.01 L |
| 570 | 570FE | 09-11 | AB221026 | 30.05 L |
| 570 | 570FS | 10-11 | AB221026 | 30.05 L |
| 650 | 650FC | 04-05 | AB221032 | 23.01 L |
| 650 | 650FE | 04-08 | AB221032 | 23.01 L |
| 650 | 650FS | 04-08 | AB221032 | 23.01 L |
| 650 | 650FS-C | 05-06 | AB221032 | 23.01 L |
| 650 | 650FS-E | 05-07 | AB221032 | 23.01 L |

| HUSQVARNA | | | | |
|------------------|-------------|-------|----------|---------|
| 65 | CR65 | 12 | AB221047 | 28.00 L |
| 85 | TC 85 | 14-15 | AB221047 | 28.00 L |
| 125 | CR125 | 93-98 | AB221032 | 23.01 L |
| 125 | CR125 | 99-13 | AB221061 | 30.99 L |
| 125 | SM125 | 98 | AB221032 | 23.01 L |
| 125 | TC 125 | 14-15 | AB221026 | 30.05 L |
| 125 | TE 125 | 15 | AB221026 | 30.05 L |
| 125 | WR125 | 98-07 | AB221032 | 23.01 L |
| 125 | WR125 | 08-13 | AB221061 | 30.99 L |
| 125 | WRE125 | 95 | AB221032 | 23.01 L |
| 125 | WXC-WXE 125 | 94-95 | AB221032 | 23.01 L |
| 240 | WR240 | 88 | AB221032 | 23.01 L |
| 250 | CR250 | 93 | AB221032 | 23.01 L |
| 250 | CR250 | 99-04 | AB221061 | 30.99 L |

ALL BALLS DIRT BIKE STEERING STEM BEARING KITS CONTINUED

| CC | APPLICATION | YEAR | PART # |
|----------------------------|---------------|-------|------------------|
| HUSQVARNA CONTINUED | | | |
| 250 | FC 250 | 14-15 | AB221026 30.05 L |
| 250 | FE 250 | 14-15 | AB221026 30.05 L |
| 250 | TC 250 | 14-15 | AB221026 30.05 L |
| 250 | TC250 | 03-13 | AB221061 30.99 L |
| 250 | TE 250 | 14-15 | AB221026 30.05 L |
| 250 | TE250 | 03-07 | AB221032 23.01 L |
| 250 | TE250 | 08-13 | AB221061 30.99 L |
| 250 | TXC250 | 08-13 | AB221061 30.99 L |
| 250 | WR250 | 88-07 | AB221032 23.01 L |
| 250 | WR250 | 08-13 | AB221061 30.99 L |
| 250 | WXC-WXE 250 | 93-95 | AB221032 23.01 L |
| 250 | XC250 | 88 | AB221032 23.01 L |
| 300 | TE 300 | 14-15 | AB221026 30.05 L |
| 300 | WR300 | 08-13 | AB221061 30.99 L |
| 310 | TE310 | 09-13 | AB221061 30.99 L |
| 310 | TXC310 | 12-13 | AB221061 30.99 L |
| 350 | FC 350 | 14-15 | AB221026 30.05 L |
| 350 | FE 350 | 14-15 | AB221026 30.05 L |
| 350 | FE 350S | 15 | AB221026 30.05 L |
| 350 | TE350 | 95 | AB221032 23.01 L |
| 350 | WXC-WXE 350 | 92-94 | AB221032 23.01 L |
| 350 | WXE350 | 91 | AB221032 23.01 L |
| 360 | CR360 | 93 | AB221032 23.01 L |
| 360 | WR360 | 98-02 | AB221032 23.01 L |
| 360 | WXC-WXE 360 | 93-95 | AB221032 23.01 L |
| 400 | SM400R | 04 | AB221032 23.01 L |
| 400 | TE400 | 01 | AB221032 23.01 L |
| 400 | WR400 | 88 | AB221032 23.01 L |
| 410 | TE410 | 99-01 | AB221032 23.01 L |
| 410 | TE410E | 99 | AB221032 23.01 L |
| 430 | CR430 | 88 | AB221032 23.01 L |
| 430 | WR430 | 88 | AB221032 23.01 L |
| 430 | XC430 | 88 | AB221032 23.01 L |
| 450 | FC 450 | 14-15 | AB221026 30.05 L |
| 450 | FE 450 | 14 | AB221026 30.05 L |
| 450 | SM450 | 10 | AB221061 30.99 L |
| 450 | SM450R | 03-07 | AB221032 23.01 L |
| 450 | SM450R | 08-09 | AB221061 30.99 L |
| 450 | TC450 | 03-10 | AB221061 30.99 L |
| 450 | TE TC TXC 449 | 11-13 | AB221061 30.99 L |
| 450 | TE450 | 03-07 | AB221032 23.01 L |
| 450 | TE450 | 08-10 | AB221061 30.99 L |
| 450 | TXC450 | 08-10 | AB221061 30.99 L |
| 500 | FE 501 | 14-15 | AB221026 30.05 L |
| 500 | FE 501S | 15 | AB221026 30.05 L |
| 510 | SM510 | 10 | AB221061 30.99 L |
| 510 | SM510R | 05-07 | AB221032 23.01 L |
| 510 | SM510R | 08-09 | AB221061 30.99 L |
| 510 | TC510 | 88-90 | AB221032 23.01 L |
| 510 | TC510 | 05-09 | AB221061 30.99 L |
| 510 | TE510 | 88-07 | AB221032 23.01 L |
| 510 | TE510 | 09-10 | AB221061 30.99 L |
| 510 | TX510 | 88 | AB221032 23.01 L |
| 510 | TXC510 | 08-10 | AB221061 30.99 L |
| 511 | TE TXC 511 | 12-13 | AB221061 30.99 L |
| 530 | SM530R | 09 | AB221061 30.99 L |
| 570 | SMR570 | 01-04 | AB221032 23.01 L |
| 570 | TC570 | 01-02 | AB221061 30.99 L |
| 570 | TE570 | 01-04 | AB221032 23.01 L |
| 610 | SM610 | 01-07 | AB221032 23.01 L |

| CC | APPLICATION | YEAR | PART # |
|----------------------------|--------------------|-------|------------------|
| HUSQVARNA CONTINUED | | | |
| 610 | SM610 | 08 | AB221061 30.99 L |
| 610 | SMR610 | 00-01 | AB221032 23.01 L |
| 610 | TC610 | 98 | AB221032 23.01 L |
| 610 | TC610 | 99-00 | AB221061 30.99 L |
| 610 | TE610 | 98-07 | AB221032 23.01 L |
| 610 | TE610 | 08 | AB221061 30.99 L |
| 610 | WXC-WXE 610 | 93-95 | AB221032 23.01 L |
| 610 | WXE-WMX 610 | 91 | AB221032 23.01 L |
| 630 | SMS630 | 10-11 | AB221061 30.99 L |
| 630 | TE630 | 10-11 | AB221061 30.99 L |
| KAWASAKI | | | |
| 60 | KX60 | 83-03 | AB221040 42.39 L |
| 65 | KX65 | 00-15 | AB221022 30.05 L |
| 80 | KD80 | 75-90 | AB221040 42.39 L |
| 80 | KX80 | 86-00 | AB221022 30.05 L |
| 85 | KX85 | 01-15 | AB221022 30.05 L |
| 100 | KD100 | 76-79 | AB221040 42.39 L |
| 100 | KE100 | 76-01 | AB221040 42.39 L |
| 100 | KM100 | 76-81 | AB221040 42.39 L |
| 100 | KX100 | 95-15 | AB221022 30.05 L |
| 110 | KLX110 | 02-09 | AB221040 42.39 L |
| 110 | KLX110 | 10-15 | 132514 44.23 L |
| 110 | KLX110L | 10-15 | 132514 44.23 L |
| 125 | KLX125 | 03-06 | AB221006 35.70 L |
| 125 | KLX125L | 03-06 | AB221006 35.70 L |
| 125 | KX125 | 78-81 | AB221022 30.05 L |
| 125 | KX125 | 82-91 | AB221004 33.90 L |
| 125 | KX125 | 92-05 | AB221023 33.90 L |
| 140 | KLX140 | 08-15 | AB221022 30.05 L |
| 140 | KLX140L | 08-15 | AB221022 30.05 L |
| 175 | KDX175 | 80-82 | AB221022 30.05 L |
| 200 | KDX200 | 83-06 | AB221004 33.90 L |
| 220 | KDX220 | 97-05 | AB221004 33.90 L |
| 250 | KDX250 | 80 | AB221022 30.05 L |
| 250 | KDX250 | 81-94 | AB221004 33.90 L |
| 250 | KL250 SUPER SHERPA | 00-10 | AB221009 33.90 L |
| 250 | KLR250 | 85-05 | AB221009 33.90 L |
| 250 | KLX250 | 79-80 | AB221022 30.05 L |
| 250 | KLX250R | 94-96 | AB221004 33.90 L |
| 250 | KLX250S | 06-14 | AB221004 33.90 L |
| 250 | KLX250SF | 09-10 | AB221004 33.90 L |
| 250 | KX250 | 74-78 | AB221022 30.05 L |
| 250 | KX250 | 79-91 | AB221004 33.90 L |
| 250 | KX250 | 92-07 | AB221023 33.90 L |
| 250 | KX250F | 04-15 | AB221023 33.90 L |
| 300 | KLX300(R) | 97-07 | AB221004 33.90 L |
| 400 | KDX400 | 79-80 | AB221022 30.05 L |
| 400 | KLX400R | 03 | AB221013 44.78 L |
| 400 | KLX400SR | 03 | AB221013 44.78 L |
| 400 | KX400 | 75-76 | AB221022 30.05 L |
| 420 | KDX420 | 81 | AB221004 33.90 L |
| 420 | KX420 | 80-81 | AB221004 33.90 L |
| 450 | KDX450 | 82 | AB221004 33.90 L |
| 450 | KLX450R | 08-09 | AB221023 33.90 L |
| 450 | KX450F | 06-15 | AB221023 33.90 L |
| 500 | KX500 | 83-04 | AB221004 33.90 L |
| 600 | KL600 | 84-86 | AB221009 33.90 L |
| 650 | KL650 A (KLR) | 87-07 | AB221009 33.90 L |
| 650 | KL650 B (KLR) | 90-91 | AB221009 33.90 L |

- accessories
- body
- handlebar & grips
- cables & levers
- exhaust
- engine
- fuel & intake
- electrical & ignition
- clutch
- drive
- bearings
- brakes
- steering & suspension**
- tires
- tools & shop

STEERING & SUSPENSION

ALL BALLS DIRT BIKE STEERING STEM BEARING KITS CONTINUED

| CC | APPLICATION | YEAR | PART # | | |
|---------------------------|--------------------|-------|----------|-------|---|
| KAWASAKI CONTINUED | | | | | |
| 650 | KL650 E (KLR) | 08-15 | AB221009 | 33.90 | L |
| 650 | KLX650 C | 93-96 | AB221004 | 33.90 | L |
| 650 | KLX650D1 | 96 | AB221004 | 33.90 | L |
| 650 | KLX650R | 93-96 | AB221004 | 33.90 | L |
| KTM | | | | | |
| 50 | 50 SX | 06-15 | AB221047 | 28.00 | L |
| 50 | 50 SXS | 11-14 | AB221047 | 28.00 | L |
| 50 | SM 50 | 06 | AB221047 | 28.00 | L |
| 50 | SX 50 MINI | 09-15 | AB221047 | 28.00 | L |
| 50 | SX PRO JR 50 | 09 | AB221047 | 28.00 | L |
| 50 | SX PRO SR 50 | 05 | AB221047 | 28.00 | L |
| 60 | SX 60 | 98-00 | AB221047 | 28.00 | L |
| 65 | SX 65 | 98-15 | AB221047 | 28.00 | L |
| 65 | SXS 65 | 13-14 | AB221047 | 28.00 | L |
| 65 | XC 65 | 08-09 | AB221047 | 28.00 | L |
| 85 | SX 85 | 03-15 | AB221047 | 28.00 | L |
| 85 | SXS 85 | 13-14 | AB221047 | 28.00 | L |
| 85 | XC 85 | 08-09 | AB221047 | 28.00 | L |
| 105 | SX 105 | 06-11 | AB221047 | 28.00 | L |
| 105 | XC 105 | 08-09 | AB221047 | 28.00 | L |
| 125 | EGS 125 | 93-99 | AB221026 | 30.05 | L |
| 125 | EXC 125 | 93-09 | AB221026 | 30.05 | L |
| 125 | EXE 125 | 00-01 | AB221026 | 30.05 | L |
| 125 | SX 125 | 93-15 | AB221026 | 30.05 | L |
| 125 | SXS 125 | 04 | AB221026 | 30.05 | L |
| 144 | SX 144 | 07-08 | AB221026 | 30.05 | L |
| 150 | SX 150 | 09-15 | AB221026 | 30.05 | L |
| 150 | XC 150 | 10-14 | AB221026 | 30.05 | L |
| 200 | EGS 200 | 98-99 | AB221026 | 30.05 | L |
| 200 | EXC 200 | 98-05 | AB221026 | 30.05 | L |
| 200 | MXC 200 | 98-03 | AB221026 | 30.05 | L |
| 200 | SX 200 | 00-04 | AB221026 | 30.05 | L |
| 200 | XC 200 | 06-09 | AB221026 | 30.05 | L |
| 200 | XC-W 200 | 06-15 | AB221026 | 30.05 | L |
| 250 | EGS 250 | 94-99 | AB221026 | 30.05 | L |
| 250 | EXC 250 | 94-05 | AB221026 | 30.05 | L |
| 250 | EXC-G 250 RACING | 02-05 | AB221026 | 30.05 | L |
| 250 | FREERIDE 250 R | 15 | AB221026 | 30.05 | L |
| 250 | MXC 250 | 98-01 | AB221026 | 30.05 | L |
| 250 | SX 250 | 94-15 | AB221026 | 30.05 | L |
| 250 | SX-F 250 | 05-15 | AB221026 | 30.05 | L |
| 250 | SXS 250 | 01-04 | AB221026 | 30.05 | L |
| 250 | XC 250 | 06-15 | AB221026 | 30.05 | L |
| 250 | XC-F 250 | 07-15 | AB221026 | 30.05 | L |
| 250 | XC-FW 250 | 07-15 | AB221026 | 30.05 | L |
| 250 | XC-W 250 | 06-15 | AB221026 | 30.05 | L |
| 300 | EGS 300 | 94-99 | AB221026 | 30.05 | L |
| 300 | EXC 300 | 94-05 | AB221026 | 30.05 | L |
| 300 | MXC 300 | 94-05 | AB221026 | 30.05 | L |
| 300 | SX 300 | 94 | AB221026 | 30.05 | L |
| 300 | XC 300 | 06-15 | AB221026 | 30.05 | L |
| 300 | XC-W 300 | 06-15 | AB221026 | 30.05 | L |
| 300 | XC-W 300 SIX DAYS | 15 | AB221026 | 30.05 | L |
| 350 | EXC-F 350 | 13-15 | AB221026 | 30.05 | L |
| 350 | LC4 350 | 94-95 | AB221026 | 30.05 | L |
| 350 | SX-F 350 | 11-15 | AB221026 | 30.05 | L |
| 350 | XC-F 350 | 11-15 | AB221026 | 30.05 | L |
| 350 | XC-FW 350 | 12-15 | AB221026 | 30.05 | L |
| 350 | XC-FW 350 SIX DAYS | 15 | AB221026 | 30.05 | L |

| CC | APPLICATION | YEAR | PART # | | |
|----------------------|-------------|-------|----------|-------|---|
| KTM CONTINUED | | | | | |
| 360 | EGS 360 | 96-97 | AB221026 | 30.05 | L |
| 360 | EXC 360 | 96-97 | AB221026 | 30.05 | L |
| 360 | MXC 360 | 96-97 | AB221026 | 30.05 | L |
| 360 | SX 360 | 96-97 | AB221026 | 30.05 | L |
| 380 | EGS 380 | 98-99 | AB221026 | 30.05 | L |
| 380 | EXC 380 | 98-02 | AB221026 | 30.05 | L |
| 380 | MXC 380 | 98-01 | AB221026 | 30.05 | L |
| 380 | SX 380 | 98-02 | AB221026 | 30.05 | L |
| 400 | COMP. 400 | 95-99 | AB221026 | 30.05 | L |
| 400 | DUKE 400 | 94-95 | AB221026 | 30.05 | L |
| 400 | EGS 400 | 94-97 | AB221026 | 30.05 | L |
| 400 | EGS-E 400 | 97 | AB221026 | 30.05 | L |
| 400 | EXC 400 | 94-02 | AB221026 | 30.05 | L |
| 400 | EXC-G 400 | 04-06 | AB221026 | 30.05 | L |
| 400 | LC4 400 | 98-99 | AB221026 | 30.05 | L |
| 400 | LC4-E 400 | 00-01 | AB221026 | 30.05 | L |
| 400 | LSE 400 | 97 | AB221026 | 30.05 | L |
| 400 | MXC 400 | 01-02 | AB221026 | 30.05 | L |
| 400 | RXC 400 | 95-98 | AB221026 | 30.05 | L |
| 400 | SC 400 | 00 | AB221026 | 30.05 | L |
| 400 | SX 400 | 98-02 | AB221026 | 30.05 | L |
| 400 | SXC 400 | 97-00 | AB221026 | 30.05 | L |
| 400 | TXC 400 | 98 | AB221026 | 30.05 | L |
| 400 | XC-W 400 | 07-10 | AB221026 | 30.05 | L |
| 440 | EXC 440 | 94-95 | AB221026 | 30.05 | L |
| 440 | MXC 440 | 94 | AB221026 | 30.05 | L |
| 440 | SX 440 | 94 | AB221026 | 30.05 | L |
| 450 | EXC 450 | 03-11 | AB221026 | 30.05 | L |
| 450 | EXC-G 450 | 04-07 | AB221026 | 30.05 | L |
| 450 | EXC-R 450 | 08 | AB221026 | 30.05 | L |
| 450 | MXC-G 450 | 03-05 | AB221026 | 30.05 | L |
| 450 | SMR 450 | 05-07 | AB221026 | 30.05 | L |
| 450 | SMS 450 | 03-04 | AB221026 | 30.05 | L |
| 450 | SX 450 | 03-06 | AB221026 | 30.05 | L |
| 450 | SX-F 450 | 07-15 | AB221026 | 30.05 | L |
| 450 | SXS 450 | 03-04 | AB221026 | 30.05 | L |
| 450 | XC 450 | 04-07 | AB221026 | 30.05 | L |
| 450 | XC-F 450 | 08-15 | AB221026 | 30.05 | L |
| 450 | XCR-W 450 | 08 | AB221026 | 30.05 | L |
| 450 | XC-W 450 | 07-15 | AB221026 | 30.05 | L |
| 500 | EXC 500 | 12-15 | AB221026 | 30.05 | L |
| 500 | LC4 500 | 91-92 | AB221026 | 30.05 | L |
| 500 | XC-W 500 | 12-15 | AB221026 | 30.05 | L |
| 505 | SX-F 505 | 08 | AB221026 | 30.05 | L |
| 505 | XC-F 505 | 08-09 | AB221026 | 30.05 | L |
| 520 | EXC 520 | 00-02 | AB221026 | 30.05 | L |
| 520 | MXC 520 | 01-02 | AB221026 | 30.05 | L |
| 520 | SX 520 | 00-02 | AB221026 | 30.05 | L |
| 525 | EXC 525 | 03-07 | AB221026 | 30.05 | L |
| 525 | MXC-G 525 | 03-05 | AB221026 | 30.05 | L |
| 525 | SMR 525 | 05 | AB221026 | 30.05 | L |
| 525 | SX 525 | 03-06 | AB221026 | 30.05 | L |
| 525 | XC 525 | 06-07 | AB221026 | 30.05 | L |
| 525 | XC-W 525 | 07 | AB221026 | 30.05 | L |
| 530 | EXC 530 | 10-11 | AB221026 | 30.05 | L |
| 530 | EXC-R 530 | 08-09 | AB221026 | 30.05 | L |
| 530 | XCR-W 530 | 08 | AB221026 | 30.05 | L |
| 530 | XC-W 530 | 09-11 | AB221026 | 30.05 | L |
| 540 | SXS 540 | 01-06 | AB221026 | 30.05 | L |
| 550 | MXC 550 | 94-96 | AB221026 | 30.05 | L |

ALL BALLS DIRT BIKE STEERING STEM BEARING KITS CONTINUED

| CC | APPLICATION | YEAR | PART # |
|----------------------|-------------------------|-------|------------------|
| KTM CONTINUED | | | |
| 560 | SMR 560 | 06-07 | AB221026 30.05 L |
| 600 | LC4 600 | 91-92 | AB221026 30.05 L |
| 620 | 620 TXC | 98 | AB221026 30.05 L |
| 620 | COMP LIMITED 620 | 97 | AB221026 30.05 L |
| 620 | COMP. 620 | 94-99 | AB221026 30.05 L |
| 620 | EGS 620 | 94-97 | AB221026 30.05 L |
| 620 | EGS-E 620 | 97 | AB221026 30.05 L |
| 620 | EXC 620 | 94-95 | AB221026 30.05 L |
| 620 | LC4 620 | 97-98 | AB221026 30.05 L |
| 620 | LC4 COMP 620 | 99 | AB221026 30.05 L |
| 620 | LC4 SUPER MOTO 620 | 99 | AB221026 30.05 L |
| 620 | RXC 620 | 95-97 | AB221026 30.05 L |
| 620 | SUPER MOTO 620 | 98 | AB221026 30.05 L |
| 620 | SX 620 | 97-99 | AB221026 30.05 L |
| 620 | SXC 620 | 97 | AB221026 30.05 L |
| 620 | TXC 620 | 98 | AB221026 30.05 L |
| 625 | SMC 625 | 04-06 | AB221026 30.05 L |
| 625 | SXC 625 | 03-05 | AB221026 30.05 L |
| 640 | 640 LC4 | 98-02 | AB221026 30.05 L |
| 640 | 640 LC4 ENDURO | 03-04 | AB221026 30.05 L |
| 640 | 640 LC4 SUPERMOTO | 02-05 | AB221026 30.05 L |
| 640 | ADVENTURE 640 | 98-07 | AB221026 30.05 L |
| 640 | LC4 640 | 05 | AB221026 30.05 L |
| 640 | SC SUPER MOTO 640 | 00-01 | AB221026 30.05 L |
| 640 | SUPER MOTO 640 | 99 | AB221026 30.05 L |
| 660 | 660 RALLY FACTORY REPL. | 06-07 | AB221026 30.05 L |
| 660 | 660 RALLYE | 01-05 | AB221026 30.05 L |
| 690 | 660 RALLY FACTORY REPL. | 08-09 | AB221026 30.05 L |
| 690 | ENDURO R 690 | 09-15 | AB221026 30.05 L |
| 690 | SMC 690 | 09-10 | AB221026 30.05 L |
| 690 | SUPERMOTO 690 | 07 | AB221026 30.05 L |
| 950 | ADVENTURE 950 | 03-06 | AB221026 30.05 L |
| 950 | SUPER ENDURO 950 | 07 | AB221026 30.05 L |
| 950 | SUPERMOTO 950 | 05-07 | AB221026 30.05 L |
| 990 | ADVENTURE 990 | 07-13 | AB221026 30.05 L |
| 990 | SUPERMOTO 990 | 10-11 | AB221026 30.05 L |
| 1190 | ADVENTURE 1190 | 14-15 | AB221026 30.05 L |
| MONTESA | | | |
| 300 | 315R | 00-04 | AB221021 33.90 L |
| 440 | 4RT | 05-07 | AB221021 33.90 L |
| SHERCO | | | |
| 80 | TRIALS 0.80 | 04-13 | AB221047 28.00 L |
| 125 | TRIALS 1.25 | 99-14 | AB221047 28.00 L |
| 200 | TRIALS 2.0 | 99-09 | AB221047 28.00 L |
| 250 | ENDURO 2.5I | 08-14 | AB221024 33.90 L |
| 250 | SX 2.5I | 10 | AB221024 33.90 L |
| 250 | TRIALS 2.5 | 99-13 | AB221047 28.00 L |
| 290 | TRIALS 2.9 | 99-13 | AB221047 28.00 L |
| 290 | TRIALS 3.0 | 13 | AB221047 28.00 L |
| 300 | ENDURO 3.0I | 10-14 | AB221024 33.90 L |
| 300 | SE-R 250 2T | 14 | AB221024 33.90 L |
| 300 | SE-R 300 2T | 14 | AB221024 33.90 L |
| 320 | TRIALS 3.2 4T | 07-09 | AB221047 28.00 L |
| 450 | ENDURO 4.5I | 04-12 | AB221024 33.90 L |
| 450 | SUPERMOTARD 4.5I | 04-08 | AB221024 33.90 L |
| 510 | ENDURO 5.1I | 07-12 | AB221024 33.90 L |
| 510 | SUPERMOTARD 5.1I | 07-08 | AB221024 33.90 L |

| CC | APPLICATION | YEAR | PART # |
|---------------|----------------------------------|-------|------------------|
| SUZUKI | | | |
| 50 | RM50 | 78-80 | AB221042 35.70 L |
| 60 | RM60 | 79-83 | AB221042 35.70 L |
| 60 | RM60 | 03 | AB221040 42.39 L |
| 65 | RM65 | 03-05 | AB221022 30.05 L |
| 70 | DR-Z 70 | 08-09 | AB221042 35.70 L |
| 75 | TS75 | 75-77 | AB221042 35.70 L |
| 80 | DS80 | 78-00 | AB221042 35.70 L |
| 80 | JR80 | 01-04 | AB221042 35.70 L |
| 80 | RM80 | 77-85 | AB221042 35.70 L |
| 80 | RM80 | 86-89 | AB221045 41.54 L |
| 80 | RM80 | 90-01 | AB221006 35.70 L |
| 85 | RM85 | 02-12 | AB221006 35.70 L |
| 85 | RM85L | 03-12 | AB221006 35.70 L |
| 90 | RV90 | 72-77 | AB221042 35.70 L |
| 100 | DR100 | 83-90 | AB221042 35.70 L |
| 100 | DS100 | 78-81 | AB221042 35.70 L |
| 100 | RM100 | 76-78 | AB221005 39.35 L |
| 100 | RM100 | 79-81 | AB221007 38.16 L |
| 100 | RM100 | 03 | AB221022 30.05 L |
| 100 | SP100 | 83 | AB221042 35.70 L |
| 100 | TS100 | 73-81 | AB221042 35.70 L |
| 110 | DRZ110 | 03-05 | AB221040 42.39 L |
| 125 | DR125 | 82-84 | AB221042 35.70 L |
| 125 | DR125 | 86-88 | AB221019 40.19 L |
| 125 | DR125SE | 94-02 | AB221004 33.90 L |
| 125 | DR-Z125 | 03-14 | AB221006 35.70 L |
| 125 | DR-Z125L | 03-14 | AB221006 35.70 L |
| 125 | DS125 | 79-81 | AB221042 35.70 L |
| 125 | RM125 | 75-78 | AB221005 39.35 L |
| 125 | RM125 | 79-80 | AB221007 38.16 L |
| 125 | RM125 | 81-86 | AB221019 40.19 L |
| 125 | RM125 | 88 | AB221024 33.90 L |
| 125 | RM125 | 89-90 | AB221024 33.90 L |
| 125 | RM125 | 91-92 | AB221001 38.16 L |
| 125 | RM125 | 93-04 | AB221013 44.78 L |
| 125 | RM125 | 05-08 | AB221048 48.47 L |
| 125 | RV 125 (EURO) | 03-10 | AB221004 33.90 L |
| 125 | RV125 | 74-77 | AB221042 35.70 L |
| 125 | SP125 | 82-88 | AB221019 40.19 L |
| 125 | TC125 | 73-77 | AB221042 35.70 L |
| 125 | TF125 (NZ AU) | 79-11 | AB221042 35.70 L |
| 125 | TM125 | 73-75 | AB221042 35.70 L |
| 125 | TS125 | 71-81 | AB221042 35.70 L |
| 175 | PE175 | 78-79 | AB221005 39.35 L |
| 175 | PE175 | 80-84 | AB221004 33.90 L |
| 175 | RS175 | 80-82 | AB221004 33.90 L |
| 185 | DS185 | 78-80 | AB221042 35.70 L |
| 185 | TC185 | 74-77 | AB221042 35.70 L |
| 200 | DR200 SE | 96-09 | AB221004 33.90 L |
| 200 | SP200 | 86-88 | AB221019 40.19 L |
| 250 | DR250 | 82-85 | AB221019 40.19 L |
| 250 | DR250 | 90-93 | AB221004 33.90 L |
| 250 | DR250S | 90-95 | AB221004 33.90 L |
| 250 | DRZ250 CA MODEL CV CARB | 01-07 | AB221013 44.78 L |
| 250 | DRZ250 NON CA MODELS PUMPER CARB | 01-07 | AB221013 44.78 L |
| 250 | DS250 | 80 | AB221005 39.35 L |
| 250 | PE250 | 77-79 | AB221005 39.35 L |
| 250 | PE250 | 80-81 | AB221004 33.90 L |

- accessories
- body
- handlebar & grips
- cables & levers
- exhaust
- engine
- fuel & intake
- electrical & ignition
- clutch
- drive
- bearings
- brakes
- steering & suspension
- tires
- tools & shop

STEERING & SUSPENSION

ALL BALLS DIRT BIKE STEERING STEM BEARING KITS CONTINUED

- accessories
- body
- handlebar & grips
- cables & levers
- exhaust
- engine
- fuel & intake
- electrical & ignition
- clutch
- drive
- bearings
- brakes
- steering & suspension
- tires
- tools & shop

| CC | APPLICATION | YEAR | PART # | |
|-------------------------|-----------------------------------|-------|----------------|---|
| SUZUKI CONTINUED | | | | |
| 250 | RL250 | 74-75 | AB221042 35.70 | L |
| 250 | RM250 | 76-78 | AB221005 39.35 | L |
| 250 | RM250 | 79-80 | AB221007 38.16 | L |
| 250 | RM250 | 81-86 | AB221019 40.19 | L |
| 250 | RM250 | 88 | AB221004 33.90 | L |
| 250 | RM250 | 89-90 | AB221024 33.90 | L |
| 250 | RM250 | 91-92 | AB221001 38.16 | L |
| 250 | RM250 | 93-04 | AB221013 44.78 | L |
| 250 | RM250 | 05-08 | AB221048 48.47 | L |
| 250 | RMX250 | 89-90 | AB221024 33.90 | L |
| 250 | RMX250 | 91-92 | AB221001 38.16 | L |
| 250 | RMX250 | 93-98 | AB221013 44.78 | L |
| 250 | RMZ250 | 04-06 | AB221023 33.90 | L |
| 250 | RMZ250 | 07 | AB221013 44.78 | L |
| 250 | RMZ250 | 08-15 | AB221058 44.73 | L |
| 250 | RS250 | 80-81 | AB221004 33.90 | L |
| 250 | SP250 | 82-85 | AB221019 40.19 | L |
| 250 | TM250 CHAMPION | 72-75 | AB221005 39.35 | L |
| 250 | TS250 SAVAGE | 69-81 | AB221005 39.35 | L |
| 350 | DR350 | 90-99 | AB221004 33.90 | L |
| 350 | DR350SE | 90-99 | AB221004 33.90 | L |
| 370 | DR370 | 78-79 | AB221005 39.35 | L |
| 370 | RM370 | 76-77 | AB221005 39.35 | L |
| 370 | SP370 | 78-79 | AB221005 39.35 | L |
| 400 | DR400 | 80 | AB221004 33.90 | L |
| 400 | DRZ400E | 00-03 | AB221013 44.78 | L |
| 400 | DRZ400E CA MODEL CV CARB | 04-07 | AB221013 44.78 | L |
| 400 | DRZ400E NON CA MODELS PUMPER CARB | 04-07 | AB221013 44.78 | L |
| 400 | DRZ400K | 00-03 | AB221013 44.78 | L |
| 400 | DRZ400S | 00-14 | AB221013 44.78 | L |
| 400 | DRZ400SM | 05-14 | AB221013 44.78 | L |
| 400 | PE400 | 80-81 | AB221004 33.90 | L |
| 400 | RM400 | 78 | AB221005 39.35 | L |
| 400 | RM400 | 79-80 | AB221007 38.16 | L |
| 400 | TM400 | 71-75 | AB221005 39.35 | L |
| 400 | TS400 APACHE | 72-77 | AB221005 39.35 | L |
| 450 | RMX450 | 10-11 | AB221058 44.73 | L |
| 450 | RMZ450 | 05-07 | AB221048 48.47 | L |
| 450 | RMZ450 | 08-15 | AB221058 44.73 | L |
| 465 | RM465 | 81-82 | AB221019 40.19 | L |
| 500 | DR500 | 81-83 | AB221004 33.90 | L |
| 500 | RM500 | 83-84 | AB221019 40.19 | L |
| 500 | SP500 | 81-83 | AB221004 33.90 | L |
| 600 | SP600 | 85 | AB221019 40.19 | L |
| 650 | DR650RS (EURO) | 90-96 | AB221004 33.90 | L |
| 650 | DR650SE | 90-91 | AB221019 40.19 | L |
| 650 | DR650SE | 92-95 | AB221004 33.90 | L |
| 650 | DR650SE | 96-14 | AB221013 44.78 | L |
| 650 | XF650 FREEWIND (EURO) | 97-01 | AB221013 44.78 | L |
| 800 | DR800 (EURO) | 90-97 | AB221004 33.90 | L |

| CC | APPLICATION | YEAR | PART # | |
|---------------|-------------|-------|----------------|---|
| TM | | | | |
| 85 | MX 85 | 06-09 | AB221022 30.05 | L |
| 125 | EN 125 | 96-97 | AB221022 30.05 | L |
| 125 | EN 125 | 98-01 | AB221003 33.90 | L |
| 125 | EN 125 | 02-11 | AB221010 47.73 | L |
| 125 | MX 125 | 96-97 | AB221022 30.05 | L |
| 125 | MX 125 | 98-01 | AB221003 33.90 | L |
| 125 | MX 125 | 02-11 | AB221010 47.73 | L |
| 125 | SMR 125 | 09 | AB221010 47.73 | L |
| 125 | SMX 125 | 05-08 | AB221010 47.73 | L |
| 144 | EN 144 | 08-11 | AB221010 47.73 | L |
| 144 | MX 144 | 08-11 | AB221010 47.73 | L |
| 250 | EN 250 | 96-97 | AB221022 30.05 | L |
| 250 | EN 250 | 98-01 | AB221003 33.90 | L |
| 250 | EN 250 | 02-11 | AB221010 47.73 | L |
| 250 | EN 250F | 02-11 | AB221010 47.73 | L |
| 250 | MX 250 | 96-97 | AB221022 30.05 | L |
| 250 | MX 250 | 98-01 | AB221003 33.90 | L |
| 250 | MX 250 | 02-11 | AB221010 47.73 | L |
| 250 | MX 250F | 02-11 | AB221010 47.73 | L |
| 300 | EN 300 | 97 | AB221022 30.05 | L |
| 300 | EN 300 | 98-01 | AB221003 33.90 | L |
| 300 | EN 300 | 02-11 | AB221010 47.73 | L |
| 300 | MX 300 | 97 | AB221022 30.05 | L |
| 300 | MX 300 | 98-01 | AB221003 33.90 | L |
| 300 | MX 300 | 02-11 | AB221010 47.73 | L |
| 400 | EN 400F | 02-03 | AB221010 47.73 | L |
| 400 | MX 400F | 02-03 | AB221010 47.73 | L |
| 450 | EN 450F | 04-11 | AB221010 47.73 | L |
| 450 | MX 450F | 04-11 | AB221010 47.73 | L |
| 450 | SM 450F | 08 | AB221010 47.73 | L |
| 450 | SMR 450F | 09 | AB221010 47.73 | L |
| 450 | SMX 450F | 05-07 | AB221010 47.73 | L |
| 530 | EN 530F | 02-11 | AB221010 47.73 | L |
| 530 | MX 530F | 02-11 | AB221010 47.73 | L |
| 530 | SMR 530F | 08-09 | AB221010 47.73 | L |
| 660 | SMX 660 | 06-07 | AB221010 47.73 | L |
| 660 | SMX 660F | 08-09 | AB221010 47.73 | L |
| 660 | SMX 660S | 05 | AB221010 47.73 | L |
| YAMAHA | | | | |
| 50 | DT50 | 88-90 | AB221008 41.10 | L |
| 50 | PW50 | 81-15 | 132516 26.98 | L |
| 50 | QT50 | 79-87 | 132516 26.98 | L |
| 50 | TTR50 | 06-15 | AB221008 41.10 | L |
| 50 | YZ50 | 80 | AB221008 41.10 | L |
| 60 | YZ60 | 81-83 | AB221008 41.10 | L |
| 80 | BW80 | 86-90 | AB221008 41.10 | L |
| 80 | DT80 | 81-83 | AB221008 41.10 | L |
| 80 | GT80 | 73-80 | AB221008 41.10 | L |
| 80 | LB80 | 76-78 | AB221008 41.10 | L |
| 80 | MX80 | 80-82 | AB221008 41.10 | L |
| 80 | PW80 | 83-06 | AB221008 41.10 | L |

ALL BALLS DIRT BIKE STEERING STEM BEARING KITS CONTINUED

| CC | APPLICATION | YEAR | PART # |
|-------------------------|--------------------|-------|-------------------------|
| YAMAHA CONTINUED | | | |
| 80 | TY80 | 74-75 | AB221008 41.10 L |
| 80 | YZ80 | 74-83 | AB221008 41.10 L |
| 80 | YZ80 | 84-92 | AB221033 35.70 L |
| 80 | YZ80 | 93-01 | AB221022 30.05 L |
| 85 | YZ85 | 02-15 | AB221022 30.05 L |
| 90 | TTR90 | 00-07 | AB221008 41.10 L |
| 100 | DT100 | 74-83 | AB221008 41.10 L |
| 100 | MX100 | 74-83 | AB221008 41.10 L |
| 100 | RT100 | 90-00 | AB221008 41.10 L |
| 100 | YZ100 | 76-81 | AB221008 41.10 L |
| 100 | YZ100 | 82-83 | AB221004 33.90 L |
| 110 | TTR110 | 08-15 | AB221033 35.70 L |
| 125 | DT X 125 (EURO) | 05-06 | AB221004 33.90 L |
| 125 | DT125 | 74-81 | AB221008 41.10 L |
| 125 | DT125 (EURO) | 99-00 | AB221025 43.29 L |
| 125 | DT125 (EURO) | 05-06 | AB221004 33.90 L |
| 125 | IT125 | 80-81 | AB221008 41.10 L |
| 125 | MX125 | 74-76 | AB221008 41.10 L |
| 125 | TT125 | 00 | AB221033 35.70 L |
| 125 | TTR125 DRUM BRAKE | 00-09 | AB221033 35.70 L |
| 125 | TTR125L DISC BRAKE | 00-15 | AB221033 35.70 L |
| 125 | XT125 | 82-83 | AB221008 41.10 L |
| 125 | XTZ 125 (SA) | 03-10 | AB221033 35.70 L |
| 125 | YZ125 | 74-76 | AB221008 41.10 L |
| 125 | YZ125 | 77-86 | AB221004 33.90 L |
| 125 | YZ125 | 87-95 | AB221024 33.90 L |
| 125 | YZ125 | 96-15 | AB221001 38.16 L |
| 175 | DT175 | 74-81 | AB221008 41.10 L |
| 175 | IT175 | 77-83 | AB221004 33.90 L |
| 175 | MX175 | 74-81 | AB221008 41.10 L |
| 175 | TY175 | 75-76 | AB221008 41.10 L |
| 175 | YZ175 | 76 | AB221008 41.10 L |
| 180 | RT180 | 90-98 | AB221008 41.10 L |
| 200 | AG200 | 84-06 | AB221008 41.10 L |
| 200 | BW200 | 85-88 | AB221008 41.10 L |
| 200 | IT200 | 84-86 | AB221004 33.90 L |
| 200 | TW200 TRAILWAY | 87-15 | AB221008 41.10 L |
| 200 | WR200 | 92 | AB221024 33.90 L |
| 200 | XT200 | 82-83 | AB221008 41.10 L |
| 225 | TT225 | 86-87 | AB221025 43.29 L |
| 225 | TTR225 | 99-04 | AB221025 43.29 L |
| 225 | XT225 | 92-07 | AB221025 43.29 L |
| 230 | TTR230 | 05-15 | AB221004 33.90 L |
| 250 | DT250 | 72-79 | AB221008 41.10 L |
| 250 | IT250 | 77-83 | AB221004 33.90 L |
| 250 | MX250 | 73-75 | AB221008 41.10 L |
| 250 | TT250 | 80-82 | AB221008 41.10 L |
| 250 | TTR250 | 99-06 | AB221024 33.90 L |
| 250 | TY250 | 74-77 | AB221008 41.10 L |
| 250 | WR250 | 91-97 | AB221024 33.90 L |

| CC | APPLICATION | YEAR | PART # |
|-------------------------|-------------------|-------|-------------------------|
| YAMAHA CONTINUED | | | |
| 250 | WR250F | 01-15 | AB221001 38.16 L |
| 250 | WR250R DUAL SPORT | 08-15 | AB221001 38.16 L |
| 250 | WR250X SUPERMOTO | 08-11 | AB221001 38.16 L |
| 250 | XT250 | 80-83 | AB221008 41.10 L |
| 250 | XT250 | 84 | AB221004 33.90 L |
| 250 | XT250 | 08-15 | AB221022 30.05 L |
| 250 | XTZ 250 (SA) | 07-12 | AB221004 33.90 L |
| 250 | YZ250 | 74-76 | AB221008 41.10 L |
| 250 | YZ250 | 77-87 | AB221004 33.90 L |
| 250 | YZ250 | 88-95 | AB221024 33.90 L |
| 250 | YZ250 | 96-15 | AB221001 38.16 L |
| 250 | YZ250F | 01-15 | AB221001 38.16 L |
| 250 | YZ250FX | 15 | AB221001 38.16 L |
| 350 | BW350 | 87-88 | AB221025 43.29 L |
| 350 | TT350 | 86-87 | AB221004 33.90 L |
| 350 | TY350 | 85-86 | AB221022 30.05 L |
| 350 | XT350 | 85-00 | AB221004 33.90 L |
| 360 | DT 360 | 73-74 | AB221008 41.10 L |
| 360 | MX 360 | 74 | AB221008 41.10 L |
| 360 | RT 360 | 70-73 | AB221008 41.10 L |
| 400 | DT400 | 75-78 | AB221008 41.10 L |
| 400 | IT400 | 76 | AB221008 41.10 L |
| 400 | IT400 | 77-79 | AB221004 33.90 L |
| 400 | MX400 | 75 | AB221008 41.10 L |
| 400 | WR400F | 98-00 | AB221001 38.16 L |
| 400 | YZ400 | 76 | AB221008 41.10 L |
| 400 | YZ400 | 77-79 | AB221004 33.90 L |
| 400 | YZ400F | 98-99 | AB221001 38.16 L |
| 425 | IT425 | 80 | AB221004 33.90 L |
| 426 | WR426F | 01-02 | AB221001 38.16 L |
| 426 | YZ426F | 00-02 | AB221001 38.16 L |
| 450 | WR450F | 03-15 | AB221001 38.16 L |
| 450 | YZ450F | 03-15 | AB221001 38.16 L |
| 465 | IT465 | 81-82 | AB221004 33.90 L |
| 465 | YZ465 | 80-81 | AB221004 33.90 L |
| 490 | IT490 | 83-84 | AB221004 33.90 L |
| 490 | YZ490 | 82-90 | AB221004 33.90 L |
| 500 | SC500 | 73-74 | AB221008 41.10 L |
| 500 | TT500 | 76-81 | AB221008 41.10 L |
| 500 | WR500 | 92-93 | AB221024 33.90 L |
| 500 | XT500 | 76-81 | AB221008 41.10 L |
| 550 | XT550 | 82-83 | AB221004 33.90 L |
| 600 | TT600 | 83-86 | AB221004 33.90 L |
| 600 | XT600 | 84-95 | AB221004 33.90 L |
| 600 | XT600 (SA) | 96-02 | AB221004 33.90 L |
| 600 | XT600E (EURO) | 96-02 | AB221004 33.90 L |

- accessories
- body
- handlebar & grips
- cables & levers
- exhaust
- engine
- fuel & intake
- electrical & ignition
- clutch
- drive
- bearings
- brakes
- steering & suspension**
- tires
- tools & shop

STEERING & SUSPENSION

- accessories
- body
- handlebar & grips
- cables & levers
- exhaust
- engine
- fuel & intake
- electrical & ignition
- clutch
- drive
- bearings
- brakes
- steering & suspension**
- tires
- tools & shop

STEERING STEM BEARING KITS

- Includes necessary bearings and seals to completely rebuild each wheel
- ATV front wheel bearing kits will do both front wheels



| MODEL | YEAR | PART # | | | |
|---------------|--------------|--------|-------|---|--|
| GASGAS | | | | | |
| EC 125 | 03-05 | 840557 | 49.95 | G | |
| EC 125 | 06-11 | 840560 | 49.95 | G | |
| EC 200 | 03-05 | 840557 | 49.95 | G | |
| EC 200 | 06-11 | 840560 | 49.95 | G | |
| EC 250 | 03-05 | 840557 | 49.95 | G | |
| EC 250 | 06-11 | 840560 | 49.95 | G | |
| EC 300 | 03-05 | 840557 | 49.95 | G | |
| EC 300 | 06-11 | 840560 | 49.95 | G | |
| MC 125 | 03-05 | 840557 | 49.95 | G | |
| MC 125 | 06-09 | 840560 | 49.95 | G | |
| MC 200 | 03-05 | 840557 | 49.95 | G | |
| MC 200 | 06-08 | 840560 | 49.95 | G | |
| MC 250 | 03-05 | 840557 | 49.95 | G | |
| MC 250 | 06-09 | 840560 | 49.95 | G | |
| MC 300 | 03-05 | 840557 | 49.95 | G | |
| MC 300 | 06-08 | 840560 | 49.95 | G | |
| SM 125 | 03-05 | 840557 | 49.95 | G | |
| SM 125 | 06-08 | 840560 | 49.95 | G | |
| SM 200 | 03-05 | 840557 | 49.95 | G | |
| SM 200 | 06-08 | 840560 | 49.95 | G | |
| SM 250 | 03-05 | 840557 | 49.95 | G | |
| SM 250 | 06-08 | 840560 | 49.95 | G | |
| SM 300 | 03-05 | 840557 | 49.95 | G | |
| SM 300 | 06-08 | 840560 | 49.95 | G | |
| TXT 125 | 03-06 | 840563 | 49.95 | G | |
| TXT 200 | 03-06 | 840563 | 49.95 | G | |
| TXT 250 | 03-06 | 840563 | 49.95 | G | |
| TXT 280 | 03-06 | 840563 | 49.95 | G | |
| TXT 300 | 03-06 | 840563 | 49.95 | G | |
| HONDA | | | | | |
| CR 125R | 85-89 | 840596 | 49.95 | G | |
| CR 125R | 90-92 | 840574 | 49.95 | G | |
| CR 125R | 93-94, 98-07 | 840585 | 49.95 | G | |
| CR 125R | 95-97 | 840577 | 49.95 | G | |
| CR 250R | 90-91 | 840574 | 49.95 | G | |
| CR 250R | 92-94, 97-07 | 840585 | 49.95 | G | |
| CR 250R | 95-96 | 840577 | 49.95 | G | |
| CR 500R | 90-01 | 840574 | 49.95 | G | |
| CR 80R | 87-02 | 840596 | 49.95 | G | |
| CR 85R | 03-07 | 840596 | 49.95 | G | |

| MODEL | YEAR | PART # | | | |
|------------------------|-------|--------|-------|---|--|
| HONDA CONTINUED | | | | | |
| CRF 150F | 03-16 | 840596 | 49.95 | G | |
| CRF 150R | 07-16 | 840596 | 49.95 | G | |
| CRF 150RB | 07-16 | 840596 | 49.95 | G | |
| CRF 230F | 03-16 | 840596 | 49.95 | G | |
| CRF 250R | 04-09 | 840585 | 49.95 | G | |
| CRF 250R | 10-13 | 840608 | 49.95 | G | |
| CRF 250R | 14-16 | 841413 | 49.95 | G | |
| CRF 250X | 04-15 | 840585 | 49.95 | G | |
| CRF 450R | 02-08 | 840585 | 49.95 | G | |
| CRF 450R | 09-12 | 840608 | 49.95 | G | |
| CRF 450R | 13-16 | 841413 | 49.95 | G | |
| CRF 450X | 05-15 | 840585 | 49.95 | G | |
| XR 250R | 85-04 | 840596 | 49.95 | G | |
| XR 400R | 96-04 | 840596 | 49.95 | G | |
| XR 600R | 85-00 | 840596 | 49.95 | G | |
| XR 650L | 93-15 | 840596 | 49.95 | G | |
| XR 650R | 00-07 | 840574 | 49.95 | G | |
| CR 80RB | 96-02 | 840596 | 49.95 | G | |
| CR 85RB | 03-07 | 840596 | 49.95 | G | |
| CRF 230L | 08-09 | 840607 | 49.95 | G | |
| CRF 250L | 13-15 | 840596 | 49.95 | G | |
| XL 250R | 85-87 | 840596 | 49.95 | G | |
| XL 350R | 85 | 840596 | 49.95 | G | |
| XL 600R | 86-87 | 840596 | 49.95 | G | |
| XR 200R | 85-02 | 840596 | 49.95 | G | |
| XR 250L | 91-96 | 840607 | 49.95 | G | |
| XR 350R | 85 | 840596 | 49.95 | G | |
| HUSABERG | | | | | |
| FE 250 | 13 | 840678 | 49.95 | G | |
| FE 350 | 13 | 840678 | 49.95 | G | |
| FE 390E | 10 | 840678 | 49.95 | G | |
| FE 450E | 09-10 | 840678 | 49.95 | G | |
| FE 501 | 13 | 840678 | 49.95 | G | |
| FE 570E | 09-10 | 840678 | 49.95 | G | |
| FX 450C | 10 | 840678 | 49.95 | G | |
| TE 250 | 12-13 | 840678 | 49.95 | G | |
| HUSQVARNA | | | | | |
| CR 125 | 04-12 | 840628 | 49.95 | G | |
| FC 250 | 14-15 | 840678 | 49.95 | G | |
| FC 350 | 14-15 | 840678 | 49.95 | G | |

| MODEL | YEAR | PART # | | | |
|----------------------------|-------|--------|-------|---|--|
| HUSQVARNA CONTINUED | | | | | |
| FC 450 | 14-15 | 840678 | 49.95 | G | |
| FE 250 | 14-15 | 840678 | 49.95 | G | |
| FE 350 | 14-15 | 840678 | 49.95 | G | |
| FE 350S | 15 | 840678 | 49.95 | G | |
| FE 501 | 14-15 | 840678 | 49.95 | G | |
| FE 501S | 15 | 840678 | 49.95 | G | |
| SMR 450 | 04-07 | 840628 | 49.95 | G | |
| SMR 450 | 08-09 | 840631 | 49.95 | G | |
| SMR 510 | 04-07 | 840628 | 49.95 | G | |
| SMR 510 | 08-09 | 840631 | 49.95 | G | |
| SMR 610 | 04-07 | 840628 | 49.95 | G | |
| SMR 610 | 08-09 | 840631 | 49.95 | G | |
| TC 125 | 14-15 | 840678 | 49.95 | G | |
| TC 250 | 04-13 | 840631 | 49.95 | G | |
| TC 250 | 14-15 | 840678 | 49.95 | G | |
| TC 450 | 04-13 | 840631 | 49.95 | G | |
| TC 510 | 04-09 | 840631 | 49.95 | G | |
| TC 85 | 14-15 | 841344 | 29.95 | L | |
| TE 125 | 15 | 840678 | 49.95 | G | |
| TE 250 | 04-07 | 840628 | 49.95 | G | |
| TE 250 | 08-13 | 840631 | 49.95 | G | |
| TE 250 | 14-15 | 840678 | 49.95 | G | |
| TE 300 | 14-15 | 840678 | 49.95 | G | |
| TE 310 | 08-13 | 840631 | 49.95 | G | |
| TE 450 | 04-07 | 840628 | 49.95 | G | |
| TE 450 | 08-13 | 840631 | 49.95 | G | |
| TE 510 | 04-07 | 840628 | 49.95 | G | |
| TE 510 | 08-13 | 840631 | 49.95 | G | |
| TXC 250 | 08-13 | 840631 | 49.95 | G | |
| TXC 450 | 08-13 | 840631 | 49.95 | G | |
| TXC 510 | 08-13 | 840631 | 49.95 | G | |
| WR 125 | 04-07 | 840628 | 49.95 | G | |
| WR 125 | 08-12 | 840631 | 49.95 | G | |
| WR 250 | 04-07 | 840628 | 49.95 | G | |
| WR 250 | 08-12 | 840631 | 49.95 | G | |
| KAWASAKI | | | | | |
| KDX 200 | 95-06 | 840636 | 49.95 | G | |
| KDX 220 | 97-05 | 840636 | 49.95 | G | |
| KDX 250 | 91-94 | 840636 | 49.95 | G | |
| KLX 125 | 03-06 | 840745 | 49.95 | G | |
| KLX 125L | 03-06 | 840745 | 49.95 | G | |

STEERING & SUSPENSION

PIVOT WORKS DIRT BIKE STEERING STEM BEARING KITS CONT.

| MODEL | YEAR | PART # | | |
|---------------------------|-------|---------------|--------------|---|
| KAWASAKI CONTINUED | | | | |
| KLX 250 | 94-96 | 840636 | 49.95 | G |
| KLX 300R | 97-07 | 840636 | 49.95 | G |
| KLX 400 | 03 | 840650 | 49.95 | G |
| KLX 450R | 08-09 | 840655 | 49.95 | G |
| KX 100 | 95-15 | 841343 | 39.95 | L |
| KX 125 | 85-91 | 840662 | 49.95 | G |
| KX 125 | 92-05 | 840655 | 49.95 | G |
| KX 250 | 85-91 | 840662 | 49.95 | G |
| KX 250 | 92-07 | 840655 | 49.95 | G |
| KX 250F | 04-16 | 840655 | 49.95 | G |
| KX 450F | 06-16 | 840655 | 49.95 | G |
| KX 500 | 85-04 | 840662 | 49.95 | G |
| KX 65 | 00-15 | 841343 | 39.95 | L |
| KX 80 | 88-00 | 841343 | 39.95 | L |
| KX 85 | 01-15 | 841343 | 39.95 | L |
| KLR 250 | 87-05 | 841414 | 49.95 | G |
| KLR 650 | 87-15 | 841414 | 49.95 | G |
| KLX 140 | 08-15 | 841343 | 39.95 | L |
| KLX 650R | 93-96 | 840636 | 49.95 | G |

| KTM | | | | |
|------------|--------------|---------------|--------------|---|
| 125 EXC | 98-01 | 840678 | 49.95 | G |
| 125 SX | 00-15 | 840678 | 49.95 | G |
| 200 EXC | 98-05 | 840678 | 49.95 | G |
| 200 MXC | 98-03 | 840678 | 49.95 | G |
| 200 SX | 03-04 | 840678 | 49.95 | G |
| 200 XC | 06-09 | 840678 | 49.95 | G |
| 200 XC-W | 06-15 | 840678 | 49.95 | G |
| 250 EXC | 98-04 | 840678 | 49.95 | G |
| 250 MXC | 99-01 | 840678 | 49.95 | G |
| 250 SX | 98-15 | 840678 | 49.95 | G |
| 250 SX-F | 05-15 | 840678 | 49.95 | G |
| 250 XC | 06-14 | 840678 | 49.95 | G |
| 250 XC-F | 07-09, 12-15 | 840678 | 49.95 | G |
| 250 XCF-W | 07-15 | 840678 | 49.95 | G |
| 250 XC-W | 06-15 | 840678 | 49.95 | G |
| 300 EXC | 98-05 | 840678 | 49.95 | G |
| 300 MXC | 98-05 | 840678 | 49.95 | G |
| 300 XC | 06-14 | 840678 | 49.95 | G |
| 300 XC-W | 06-15 | 840678 | 49.95 | G |
| 380 EXC | 98-02 | 840678 | 49.95 | G |
| 380 MXC | 99-01 | 840678 | 49.95 | G |
| 380 SX | 98-02 | 840678 | 49.95 | G |
| 400 EXC | 00-06 | 840678 | 49.95 | G |
| 400 MXC | 01-02 | 840678 | 49.95 | G |
| 400 SX | 00-02 | 840678 | 49.95 | G |
| 400 XC-W | 07-10 | 840678 | 49.95 | G |
| 450 EXC | 03-13 | 840678 | 49.95 | G |
| 450 EXC-R | 03-09 | 840678 | 49.95 | G |

| MODEL | YEAR | PART # | | |
|----------------------|--------------|---------------|--------------|---|
| KTM CONTINUED | | | | |
| 450 MXC | 03-05 | 840678 | 49.95 | G |
| 450 SX-F | 03-15 | 840678 | 49.95 | G |
| 450 XC-F | 06-09, 13-15 | 840678 | 49.95 | G |
| 450 XC-W | 07-15 | 840678 | 49.95 | G |
| 505 SX-F | 08 | 840678 | 49.95 | G |
| 505 XC-F | 08 | 840678 | 49.95 | G |
| 520 EXC | 00-02 | 840678 | 49.95 | G |
| 520 MXC | 01-02 | 840678 | 49.95 | G |
| 520 SX | 00-02 | 840678 | 49.95 | G |
| 525 EXC | 03-07 | 840678 | 49.95 | G |
| 525 MXC | 03-05 | 840678 | 49.95 | G |
| 525 SX | 03-06 | 840678 | 49.95 | G |
| 525 XC | 06-07 | 840678 | 49.95 | G |
| 530 EXC-R | 08-09 | 840678 | 49.95 | G |
| 530 XC-W | 08-11 | 840678 | 49.95 | G |
| 105 SX | 04-11 | 841344 | 29.95 | L |
| 150 SX | 09-15 | 840678 | 49.95 | G |
| 150 XC | 10-14 | 840678 | 49.95 | G |
| 350 EXC-F | 12-15 | 840678 | 49.95 | G |
| 350 SX-F | 11-15 | 840678 | 49.95 | G |
| 350 XC-F | 12-15 | 840678 | 49.95 | G |
| 350 XCF-W | 12-15 | 840678 | 49.95 | G |
| 50 SX | 03-15 | 841344 | 29.95 | L |
| 500 EXC | 12-15 | 840678 | 49.95 | G |
| 500 XC-W | 12-15 | 840678 | 49.95 | G |
| 530 EXC | 09-11 | 840678 | 49.95 | G |
| 65 SX | 98-15 | 841344 | 29.95 | L |
| 85 SX | 03-15 | 841344 | 29.95 | L |

| SUZUKI | | | | |
|---------------|-------|---------------|--------------|---|
| DRZ 125 | 03-15 | 840745 | 49.95 | G |
| DRZ 125L | 03-15 | 840745 | 49.95 | G |
| DRZ 250 | 04-07 | 840650 | 49.95 | G |
| DRZ 400SM | 05-09 | 840650 | 49.95 | G |
| RM 125 | 90 | 840722 | 49.95 | G |
| RM 125 | 91 | 840723 | 49.95 | G |
| RM 125 | 92 | 840724 | 49.95 | G |
| RM 125 | 05 | 840735 | 49.95 | G |
| RM 125 | 93-04 | 840650 | 49.95 | G |
| RM 125 | 06-07 | 840736 | 49.95 | G |
| RM 250 | 90 | 840722 | 49.95 | G |
| RM 250 | 91 | 840723 | 49.95 | G |
| RM 250 | 92 | 840724 | 49.95 | G |
| RM 250 | 05 | 840735 | 49.95 | G |
| RM 250 | 93-04 | 840650 | 49.95 | G |
| RM 250 | 06-08 | 840736 | 49.95 | G |
| RM 85 | 05-15 | 840745 | 49.95 | G |
| RM 85L | 05-12 | 840745 | 49.95 | G |
| RMX 250 | 89-90 | 840722 | 49.95 | G |

| MODEL | YEAR | PART # | | |
|-------------------------|-------|---------------|--------------|---|
| SUZUKI CONTINUED | | | | |
| RMX 250 | 91-92 | 840723 | 49.95 | G |
| RMX 250 | 93-98 | 840650 | 49.95 | G |
| RMZ 250 | 07 | 840650 | 49.95 | G |
| RMZ 250 | 04-06 | 840655 | 49.95 | G |
| RMZ 250 | 08-12 | 840748 | 49.95 | G |
| RMZ 250 | 13-15 | 841415 | 49.95 | G |
| RMZ 450 | 05-07 | 840650 | 49.95 | G |
| RMZ 450 | 08-12 | 840748 | 49.95 | G |
| RMZ 450 | 13-15 | 841415 | 49.95 | G |
| RMX 450Z | 10 | 840748 | 49.95 | G |

| YAMAHA | | | | |
|---------------|-----------|---------------|--------------|---|
| WR 250 | 91-97 | 840808 | 49.95 | G |
| WR 250F | 01-13, 15 | 840787 | 49.95 | G |
| WR 400F | 98-00 | 840787 | 49.95 | G |
| WR 426F | 01-02 | 840787 | 49.95 | G |
| WR 450F | 03-15 | 840787 | 49.95 | G |
| WR 500Z | 92-93 | 840808 | 49.95 | G |
| YZ 125 | 84-86 | 841346 | 39.95 | L |
| YZ 125 | 88-92 | 840808 | 49.95 | G |
| YZ 125 | 93-95 | 840809 | 49.95 | G |
| YZ 125 | 96-16 | 840787 | 49.95 | G |
| YZ 250 | 83-87 | 841346 | 39.95 | L |
| YZ 250 | 88-92 | 840808 | 49.95 | G |
| YZ 250 | 93-95 | 840809 | 49.95 | G |
| YZ 250 | 96-16 | 840787 | 49.95 | G |
| YZ 250F | 01-16 | 840787 | 49.95 | G |
| YZ 400F | 98-99 | 840787 | 49.95 | G |
| YZ 426F | 00-02 | 840787 | 49.95 | G |
| YZ 450F | 03-16 | 840787 | 49.95 | G |
| YZ 80 | 93-01 | 841343 | 39.95 | L |
| YZ 85 | 02-16 | 841343 | 39.95 | L |
| TTR 230 | 05-15 | 841346 | 39.95 | L |
| TTR 250 | 99-06 | 840808 | 49.95 | G |
| WR 250R | 08-16 | 840787 | 49.95 | G |
| WR 250X | 08-11 | 840787 | 49.95 | G |
| XT 250 | 84 | 841346 | 39.95 | L |
| XT 250 | 08-15 | 841343 | 39.95 | L |
| XT 350 | 85-00 | 841346 | 39.95 | L |
| XT 600 | 84-95 | 841346 | 39.95 | L |
| YZ 250FX | 15 | 840787 | 49.95 | G |
| YZ 490 | 83-90 | 841346 | 39.95 | L |

- accessories
- body
- handlebar & grips
- cables & levers
- exhaust
- engine
- fuel & intake
- electrical & ignition
- clutch
- drive
- bearings
- brakes
- steering & suspension**
- tires
- tools & shop



PROX DIRT BIKE FORK SEAL KITS

- The Pro-X Fork Seals and Wipers use the same NOK material as used by OEM to offer a quality seal.
- Pro-X fork seals and wipers are sold as a set of two seals and two wipers for motorcycle forks.



- accessories
- body
- handlebar & grips
- cables & levers
- exhaust
- engine
- fuel & intake
- electrical & ignition
- clutch
- drive
- bearings
- brakes
- steering & suspension
- tires
- tools & shop

| MAKE/MODEL | YEAR | PART # | | |
|------------------|-------|--------|-------|---|
| HONDA | | | | |
| CR 80 | 87-91 | 111185 | 35.06 | G |
| CR 80 | 92-95 | 111186 | 35.06 | G |
| CR 80 | 96-02 | 111187 | 41.13 | G |
| CR 85 | 03-07 | 111187 | 41.13 | G |
| CR 125 | 86-89 | 111189 | 40.79 | G |
| CR 125 | 90-91 | 111193 | 42.45 | G |
| CR 125 | 92-96 | 111192 | 41.35 | G |
| CR 125 | 97-07 | 111195 | 48.29 | G |
| CRF 150 F | 03-14 | 111185 | 35.06 | G |
| CRF 150 R | 07-14 | 111187 | 41.13 | G |
| CRF 230 F | 03-14 | 111187 | 41.13 | G |
| CRF 230 L | 08-09 | 111187 | 41.13 | G |
| CR 250 | 85-88 | 111189 | 40.79 | G |
| CR 250 | 97-07 | 111196 | 48.29 | G |
| CRF 250 R | 04-09 | 111196 | 48.29 | G |
| CRF 250 R | 10-14 | 111198 | 48.29 | G |
| CRF 250 X | 04-13 | 111196 | 48.29 | G |
| XL / XR 250 S | 79-80 | 111185 | 35.06 | G |
| XR 250 R | 86-04 | 111188 | 42.45 | G |
| XR 400 R | 96-04 | 111189 | 40.79 | G |
| CRF 450 R | 02-08 | 111196 | 48.29 | G |
| CRF 450 R | 09-14 | 111198 | 48.29 | G |
| CRF 450 X | 05-14 | 111196 | 48.29 | G |
| CR 500 | 85-88 | 111189 | 40.79 | G |
| XR 600 R | 85-00 | 111189 | 40.79 | G |
| NX 650 Dominator | 88-02 | 111189 | 40.79 | G |
| XR 650 L | 93-14 | 111189 | 40.79 | G |
| XR 650 R | 00-07 | 111195 | 48.29 | G |
| HUSABERG | | | | |
| TE 125 | 2012 | 111197 | 48.29 | G |
| TE 250 | 11-12 | 111197 | 48.29 | G |
| TE 300 | 11-12 | 111197 | 48.29 | G |
| FE 390 | 10-12 | 111197 | 48.29 | G |
| FE 450 | 04-12 | 111197 | 48.29 | G |
| FE 450 | 04-12 | 111197 | 48.29 | G |
| FX 450 | 10-12 | 111197 | 48.29 | G |
| FE 550 | 04-08 | 111197 | 48.29 | G |
| FE 570 | 04-12 | 111197 | 48.29 | G |
| FE 650 | 04-08 | 111197 | 48.29 | G |
| FS 650 | 04-08 | 111197 | 48.29 | G |
| HUSQVARNA | | | | |
| TC 85 | 2014 | 112996 | 35.07 | G |
| CR / WR 125 | 10-13 | 111198 | 48.29 | G |
| TC / TE 125 | 2014 | 111197 | 48.29 | G |
| CR 150 | 2011 | 111198 | 48.29 | G |
| CR / WR 250 | 10-13 | 111198 | 48.29 | G |
| TC 250 | 10-13 | 111198 | 48.29 | G |
| TXC 250 | 10-13 | 111198 | 48.29 | G |
| FC / FE 250 | 2014 | 111197 | 48.29 | G |

| MAKE/MODEL | YEAR | PART # | | |
|----------------------------|-------|--------|-------|---|
| HUSQVARNA CONTINUED | | | | |
| WR 300 | 10-13 | 111198 | 48.29 | G |
| TE 300 | 2014 | 111197 | 48.29 | G |
| TE 310 | 11-13 | 111198 | 48.29 | G |
| TXC 310 | 12-13 | 111198 | 48.29 | G |
| FC 350 | 2014 | 111197 | 48.29 | G |
| FE 350 | 2014 | 111197 | 48.29 | G |
| TC 449 | 11-13 | 111198 | 48.29 | G |
| TE 449 2011-2013 | 11-13 | 111198 | 48.29 | G |
| TC 450 | 2010 | 111198 | 48.29 | G |
| TE 450 | 2010 | 111198 | 48.29 | G |
| TXC 450 | 2010 | 111198 | 48.29 | G |
| FC 450 | 2014 | 111197 | 48.29 | G |
| FE 450 | 2014 | 111197 | 48.29 | G |
| FE 501 | 2014 | 111197 | 48.29 | G |
| TE 510 | 2010 | 111198 | 48.29 | G |
| TXC 510 | 2010 | 111198 | 48.29 | G |
| TE 511 | 11-13 | 111198 | 48.29 | G |
| KAWASAKI | | | | |
| KX 60 | 88-04 | 111182 | 35.62 | G |
| KX 65 | 00-14 | 111184 | 35.07 | G |
| KX 80 (79cc) | 86-91 | 111185 | 35.06 | G |
| KX 80 (79cc) | 86-91 | 111185 | 35.06 | G |
| KX 85 | 01-14 | 111186 | 35.06 | G |
| KX 100 | 98-14 | 111186 | 35.06 | G |
| KX 125 | 1988 | 111192 | 41.35 | G |
| KX 125 | 1989 | 111194 | 43.88 | G |
| KX 125 | 1990 | 111188 | 42.45 | G |
| KX 125 | 91-95 | 111192 | 41.35 | G |
| KX 125 | 96-01 | 111195 | 48.29 | G |
| KX 125 | 02-08 | 111198 | 48.29 | G |
| KDX 200 | 93-94 | 111188 | 42.45 | G |
| KDX 220 R | 98-05 | 111192 | 41.35 | G |
| KX 250 | 1988 | 111192 | 41.35 | G |
| KX 250 | 91-95 | 111192 | 41.35 | G |
| KX 250 | 96-01 | 111195 | 48.29 | G |
| KX 250 | 02-08 | 111198 | 48.29 | G |
| KX 250 | 02-08 | 111198 | 48.29 | G |
| KX 250 F | 04-05 | 111198 | 48.29 | G |
| KX 250 F | 06-12 | 111196 | 48.29 | G |
| KLX 400 R | 2003 | 111199 | 44.10 | G |
| KX 450 F | 06-12 | 111198 | 48.29 | G |
| KX 450 F | 13-14 | 113572 | 58.01 | G |
| KLX 450 R | 08-13 | 111198 | 48.29 | G |
| KX 500 | 91-95 | 111192 | 41.35 | G |
| KX 500 | 1989 | 111194 | 43.88 | G |
| KX 500 | 1990 | 111188 | 42.45 | G |
| KX 500 | 96-04 | 111195 | 48.29 | G |

PROX DIRT BIKE FORK SEAL KITS CONTINUED

| MAKE/MODEL | YEAR | PART # | | |
|-------------------------|-------|--------|-------|---|
| KTM | | | | |
| KTM 65 SX | 02-11 | 112995 | 35.07 | G |
| KTM 85 SX | 03-14 | 112996 | 35.07 | G |
| KTM 105 SX | 04-11 | 112996 | 35.07 | G |
| KTM 125 SX - EXC | 00-02 | 112996 | 35.07 | G |
| KTM 125 SX | 00-02 | 112996 | 35.07 | G |
| KTM 125 SX | 04-14 | 111197 | 48.29 | G |
| KTM 125 EXC | 00-02 | 112996 | 35.07 | G |
| KTM 125 EXC | 04-14 | 111197 | 48.29 | G |
| KTM 144 SX | 2008 | 111197 | 48.29 | G |
| KTM 150 SX | 09-14 | 111197 | 48.29 | G |
| KTM 250 SX | 00-02 | 112996 | 35.07 | G |
| KTM 250 EXC | 00-02 | 112996 | 35.07 | G |
| KTM 250 EXC | 03-14 | 111197 | 48.29 | G |
| KTM Freeride 250 R | 2014 | 112996 | 35.07 | G |
| KTM 250 EXC Racing | 01-02 | 112996 | 35.07 | G |
| KTM 250 EXC Racing | 03-06 | 111197 | 48.29 | G |
| KTM 250 SX-F | 06-14 | 111197 | 48.29 | G |
| KTM 250 EXC-F | 07-14 | 111197 | 48.29 | G |
| KTM 300 EXC | 00-02 | 112996 | 35.07 | G |
| KTM 300 EXC | 03-14 | 111197 | 48.29 | G |
| KTM 350 SX-F | 11-14 | 111197 | 48.29 | G |
| KTM 350 EXC-F | 12-14 | 111197 | 48.29 | G |
| KTM Freeride 350 | 12-14 | 112996 | 35.07 | G |
| KTM 380 SX - EXC | 00-02 | 112996 | 35.07 | G |
| KTM 400 LC4 | 00-01 | 112996 | 35.07 | G |
| KTM 400 EXC | 09-11 | 111197 | 48.29 | G |
| KTM 450 SX Racing | 03-06 | 111197 | 48.29 | G |
| KTM 450 SX-F | 07-14 | 111197 | 48.29 | G |
| KTM 450 EXC Racing | 03-07 | 111197 | 48.29 | G |
| KTM 450 EXC-R | 08-14 | 111197 | 48.29 | G |
| KTM 450 EXC | 08-14 | 111197 | 48.29 | G |
| KTM 450 SM-R | 04-14 | 111197 | 48.29 | G |
| KTM 500 EXC | 12-14 | 111197 | 48.29 | G |
| KTM 505 SX-F | 2008 | 111197 | 48.29 | G |
| KTM 505 XC-F | 2009 | 111197 | 48.29 | G |
| KTM 520 SX - EXC | 00-02 | 112996 | 35.07 | G |
| KTM 525 SX - EXC Racing | 03-07 | 111197 | 48.29 | G |
| KTM 525 SM-R | 04-05 | 111197 | 48.29 | G |
| KTM 530 EXC-R | 08-11 | 111197 | 48.29 | G |
| KTM 560 SM-R | 06-07 | 111197 | 48.29 | G |
| KTM 625 SXC | 02-07 | 111197 | 48.29 | G |
| KTM 640 LC4, Duke II | 01-07 | 111197 | 48.29 | G |
| KTM 690 Enduro | 08-10 | 111197 | 48.29 | G |
| KTM 690 Enduro R | 09-11 | 111197 | 48.29 | G |
| KTM 690 Supermoto | 07-09 | 111197 | 48.29 | G |
| KTM 690 SMC | 08-11 | 111197 | 48.29 | G |
| KTM 990 Supermoto | 08-13 | 111197 | 48.29 | G |
| KTM 990 Supermoto R | 09-13 | 111197 | 48.29 | G |
| SHERCO | | | | |
| 250 SE / SE-R | 2014 | 111197 | 48.29 | G |
| SE 2.5 i-FR | 2014 | 111197 | 48.29 | G |
| 300 SE / SE-R | 2014 | 111197 | 48.29 | G |
| 300 SE F / SE F-R | 2014 | 111197 | 48.29 | G |

| MAKE/MODEL | YEAR | PART # | | |
|---------------|-------|--------|-------|---|
| SUZUKI | | | | |
| RM 65 | 03-05 | 111184 | 35.07 | G |
| RM 80 | 89-01 | 111185 | 35.06 | G |
| RM 85 | 02-14 | 111187 | 41.13 | G |
| RM 125 | 1988 | 111192 | 41.35 | G |
| RM 125 | 1989 | 111194 | 43.88 | G |
| RM 125 | 1990 | 111188 | 42.45 | G |
| RM 125 | 91-95 | 111193 | 42.45 | G |
| RM 125 | 01-11 | 111196 | 48.29 | G |
| RM 250 | 1988 | 111192 | 41.35 | G |
| RM 250 | 89-90 | 111188 | 42.45 | G |
| RM 250 | 91-95 | 111193 | 42.45 | G |
| RM 250 | 01-03 | 111195 | 48.29 | G |
| RM 250 | 04-12 | 111196 | 48.29 | G |
| RMX 250 | 89-90 | 111188 | 42.45 | G |
| RMX 250 | 91-00 | 111193 | 42.45 | G |
| RM-Z 250 | 04-06 | 111198 | 48.29 | G |
| RM-Z 250 | 07-12 | 111196 | 48.29 | G |
| RM-Z 250 | 13-14 | 111198 | 48.29 | G |
| DR 350 | 90-99 | 111189 | 40.79 | G |
| DR-Z 400 | 00-13 | 111199 | 44.10 | G |
| RM-Z 450 | 05-12 | 111196 | 48.29 | G |
| RM-Z 450 | 13-14 | 111198 | 48.29 | G |
| RMX 450 Z | 10-14 | 111196 | 48.29 | G |
| YAMAHA | | | | |
| YZ 80 (79cc) | 93-01 | 111186 | 35.06 | G |
| YZ 85 | 02-14 | 111186 | 35.06 | G |
| YZ 125 | 84-85 | 111189 | 40.79 | G |
| YZ 125 | 84-85 | 111189 | 40.79 | G |
| YZ 125 | 1988 | 111192 | 41.35 | G |
| YZ 125 | 89-90 | 111188 | 42.45 | G |
| YZ 125 | 91-95 | 111192 | 41.35 | G |
| YZ 125 | 96-03 | 111195 | 48.29 | G |
| YZ 125 | 04-14 | 111198 | 48.29 | G |
| YZ 250 | 87-88 | 111192 | 41.35 | G |
| YZ 250 | 89-90 | 111188 | 42.45 | G |
| YZ 250 | 91-95 | 111192 | 41.35 | G |
| YZ 250 | 96-03 | 111195 | 48.29 | G |
| YZ 250 | 04-14 | 111198 | 48.29 | G |
| YZ 250 F | 01-03 | 111195 | 48.29 | G |
| YZ 250 F | 04-14 | 111198 | 48.29 | G |
| WR 250 F | 01-04 | 111195 | 48.29 | G |
| WR 250 F | 05-13 | 111198 | 48.29 | G |
| YZ 400 F | 98-99 | 111195 | 48.29 | G |
| WR 400 F | 98-00 | 111195 | 48.29 | G |
| YZ 426 F | 00-02 | 111195 | 48.29 | G |
| WR 426 F | 01-02 | 111195 | 48.29 | G |
| YZ 450 F | 2003 | 111195 | 48.29 | G |
| YZ 450 F | 04-14 | 111198 | 48.29 | G |
| WR 450 F | 03-04 | 111195 | 48.29 | G |
| WR 450 F | 05-14 | 111198 | 48.29 | G |

- accessories
- body
- handlebar & grips
- cables & levers
- exhaust
- engine
- fuel & intake
- electrical & ignition
- clutch
- drive
- bearings
- brakes
- steering & suspension**
- tires
- tools & shop

STEERING & SUSPENSION



FORK SEAL KITS

- Each kit includes oil seals and dust wipers to complete both front forks
- Exceeds OE quality
- Considerably less than expensive OE seals
- Rigorously tested in-house and put through 1 million strokes on suspension dyno
- Lifetime replacement

- accessories
- body
- handlebar & grips
- cables & levers
- exhaust
- engine
- fuel & intake
- electrical & ignition
- clutch
- drive
- bearings
- brakes
- steering & suspension
- tires
- tools & shop

| MODEL | YEAR | PART # | | | |
|-----------------|--------------|--------|-------|---|--|
| HONDA | | | | | |
| CR 125R | 97-07 | 840107 | 38.95 | G | |
| CR 250R | 96 | 840107 | 38.95 | G | |
| CR 250R | 97-07 | 840125 | 38.95 | G | |
| CR 500R | 96-01 | 840107 | 38.95 | G | |
| CR 80R | 96-02 | 840154 | 38.95 | G | |
| CR 85R | 03-07 | 840154 | 38.95 | G | |
| CRF 150R | 07-16 | 840154 | 38.95 | G | |
| CRF 150RB | 07-16 | 840154 | 38.95 | G | |
| CRF 250R | 04-09 | 840125 | 38.95 | G | |
| CRF 250R | 10-14 | 840165 | 38.95 | G | |
| CRF 250R | 15-16 | 841567 | 38.95 | G | |
| CRF 250X | 04-15 | 840125 | 38.95 | G | |
| CRF 450R | 02-08 | 840125 | 38.95 | G | |
| CRF 450R | 09-10, 13-14 | 840174 | 38.95 | G | |
| CRF 450R | 11-12, 15-16 | 840177 | 38.95 | G | |
| CRF 450X | 05-15 | 840125 | 38.95 | G | |
| CR 80RB | 96-02 | 840154 | 38.95 | G | |
| CR 85RB | 03-07 | 840154 | 38.95 | G | |
| CRF 250L | 13-15 | 841379 | 38.95 | G | |
| HUSABERG | | | | | |
| FE 250 | 13 | 841377 | 38.95 | G | |
| FE 350 | 13 | 841377 | 38.95 | G | |
| FE 390E | 10 | 840288 | 38.95 | G | |
| FE 450E | 09-10 | 840288 | 38.95 | G | |
| FE 501 | 13 | 841377 | 38.95 | G | |
| FE 570E | 09-10 | 840288 | 38.95 | G | |
| FE 650E | 07 | 840285 | 38.95 | G | |
| FS 550C | 07 | 840285 | 38.95 | G | |
| FX 450C | 10 | 840288 | 38.95 | G | |
| TE 250 | 12-13 | 841377 | 38.95 | G | |
| TE 300 | 12-13 | 841377 | 38.95 | G | |

| MODEL | YEAR | PART # | | | |
|------------------|-------|--------|-------|---|--|
| HUSQVARNA | | | | | |
| FC 250 | 14-15 | 841377 | 38.95 | G | |
| FC 350 | 14-15 | 841377 | 38.95 | G | |
| FC 450 | 14 | 841377 | 38.95 | G | |
| FE 350 | 14-15 | 841377 | 38.95 | G | |
| FE 350S | 15 | 841377 | 38.95 | G | |
| FE 501 | 14-15 | 841377 | 38.95 | G | |
| FE 501S | 15 | 841377 | 38.95 | G | |
| TC 125 | 14-15 | 841377 | 38.95 | G | |
| TC 250 | 14-15 | 841377 | 38.95 | G | |
| TC 85 | 14-15 | 840274 | 38.95 | G | |
| TE 125 | 15 | 841377 | 38.95 | G | |
| TE 250 | 14-15 | 841377 | 38.95 | G | |
| TE 300 | 14-15 | 841377 | 38.95 | G | |
| KAWASAKI | | | | | |
| KDX 200 | 95-06 | 840214 | 38.95 | G | |
| KDX 220 | 95-05 | 840214 | 38.95 | G | |
| KDX 250 | 91-94 | 841436 | 38.95 | G | |
| KLX 250 | 94-96 | 841436 | 38.95 | G | |
| KLX 300R | 97-07 | 841436 | 38.95 | G | |
| KLX 450R | 08-09 | 840174 | 38.95 | G | |
| KLX 650 | 93-96 | 841436 | 38.95 | G | |
| KX 100 | 95-15 | 841060 | 38.95 | G | |
| KX 125 | 91-95 | 841436 | 38.95 | G | |
| KX 125 | 96-01 | 840107 | 38.95 | G | |
| KX 125 | 02-05 | 840174 | 38.95 | G | |
| KX 250 | 91-95 | 841436 | 38.95 | G | |
| KX 250 | 96-01 | 840107 | 38.95 | G | |
| KX 250 | 02-07 | 840174 | 38.95 | G | |
| KX 250F | 04-05 | 840174 | 38.95 | G | |
| KX 250F | 06-12 | 840125 | 38.95 | G | |
| KX 250F | 13-16 | 841378 | 39.95 | G | |
| KX 450F | 06-08 | 840174 | 38.95 | G | |
| KX 450F | 09-14 | 840177 | 38.95 | G | |
| KX 450F | 15-16 | 840294 | 38.95 | G | |
| KX 500 | 91-95 | 841436 | 38.95 | G | |
| KX 500 | 96-04 | 840107 | 38.95 | G | |
| KX 65 | 00-15 | 841433 | 29.95 | G | |
| KX 80 | 98-00 | 841060 | 38.95 | G | |

| MODEL | YEAR | PART # | | | |
|---------------------------|--------------|--------|-------|---|--|
| KAWASAKI CONTINUED | | | | | |
| KX 85 | 01-15 | 841060 | 38.95 | G | |
| KLX 250S | 06-14 | 841436 | 38.95 | G | |
| KLX 650R | 93-96 | 841436 | 38.95 | G | |
| KTM | | | | | |
| 125 EXC | 00-02 | 840274 | 38.95 | G | |
| 125 EXC | 03-05 | 840288 | 38.95 | G | |
| 125 MXC | 00-02 | 840274 | 38.95 | G | |
| 125 MXC | 03-05 | 840288 | 38.95 | G | |
| 125 SX | 00-01 | 840274 | 38.95 | G | |
| 125 SX | 02-05, 08-11 | 840288 | 38.95 | G | |
| 125 SX | 06-07 | 840285 | 38.95 | G | |
| 125 SX | 12-15 | 841377 | 38.95 | G | |
| 200 EXC | 00-02 | 840274 | 38.95 | G | |
| 200 EXC | 03-05 | 840288 | 38.95 | G | |
| 200 MXC | 00-02 | 840274 | 38.95 | G | |
| 200 MXC | 03-05 | 840288 | 38.95 | G | |
| 200 SX | 00-01 | 840274 | 38.95 | G | |
| 200 SX | 02-05 | 840288 | 38.95 | G | |
| 200 XC | 06-07 | 840285 | 38.95 | G | |
| 200 XC | 08-09 | 840288 | 38.95 | G | |
| 200 XC-W | 08-11 | 840288 | 38.95 | G | |
| 200 XC-W | 12-15 | 841377 | 38.95 | G | |
| 250 EXC | 00-02 | 840274 | 38.95 | G | |
| 250 EXC | 03-05, 08 | 840288 | 38.95 | G | |
| 250 MXC | 00-02 | 840274 | 38.95 | G | |
| 250 MXC | 03-05 | 840288 | 38.95 | G | |
| 250 SX | 00-01 | 840274 | 38.95 | G | |
| 250 SX | 02-05, 08-09 | 840288 | 38.95 | G | |
| 250 SX | 06-07 | 840285 | 38.95 | G | |
| 250 SX | 12-15 | 841377 | 38.95 | G | |
| 250 SX-F | 06-07 | 840285 | 38.95 | G | |
| 250 SX-F | 08-11 | 840288 | 38.95 | G | |
| 250 SX-F | 12-15 | 841377 | 38.95 | G | |
| 250 XC | 06-07 | 840285 | 38.95 | G | |
| 250 XC | 08-11 | 840288 | 38.95 | G | |
| 250 XC | 12-13 | 841377 | 38.95 | G | |

PIVOT WORKS DIRT BIKE FORK SEAL KITS CONTINUED

| MODEL | YEAR | PART # | | | |
|----------------------|--------------|--------|-------|---|--|
| KTM CONTINUED | | | | | |
| 250 XC-F | 08-09 | 840288 | 38.95 | G | |
| 250 XC-F | 12-13 | 841377 | 38.95 | G | |
| 250 XCF-W | 08-11 | 840288 | 38.95 | G | |
| 250 XCF-W | 12-15 | 841377 | 38.95 | G | |
| 250 XC-W | 06-07 | 840285 | 38.95 | G | |
| 250 XC-W | 08-11 | 840288 | 38.95 | G | |
| 250 XC-W | 12-15 | 841377 | 38.95 | G | |
| 300 EXC | 00-02 | 840274 | 38.95 | G | |
| 300 EXC | 03-05 | 840288 | 38.95 | G | |
| 300 MXC | 00-02 | 840274 | 38.95 | G | |
| 300 MXC | 03-05 | 840288 | 38.95 | G | |
| 300 SX | 00-01 | 840274 | 38.95 | G | |
| 300 SX | 02-05 | 840288 | 38.95 | G | |
| 300 XC | 06-07 | 840285 | 38.95 | G | |
| 300 XC | 08-11 | 840288 | 38.95 | G | |
| 300 XC | 12-13 | 841377 | 38.95 | G | |
| 300 XC-W | 06-07 | 840285 | 38.95 | G | |
| 300 XC-W | 08-11 | 840288 | 38.95 | G | |
| 300 XC-W | 12-15 | 841377 | 38.95 | G | |
| 380 EXC | 00-02 | 840274 | 38.95 | G | |
| 380 EXC | 03-05 | 840288 | 38.95 | G | |
| 380 MXC | 00-02 | 840274 | 38.95 | G | |
| 380 MXC | 03-05 | 840288 | 38.95 | G | |
| 380 SX | 00-01 | 840274 | 38.95 | G | |
| 380 SX | 02-05 | 840288 | 38.95 | G | |
| 400 EXC | 00-02 | 840274 | 38.95 | G | |
| 400 EXC | 03-06 | 840288 | 38.95 | G | |
| 400 MXC | 01-02 | 840274 | 38.95 | G | |
| 400 SX | 00-01 | 840274 | 38.95 | G | |
| 400 SX | 02-05 | 840288 | 38.95 | G | |
| 400 XC-W | 09-10 | 840288 | 38.95 | G | |
| 450 EXC | 00-02 | 840274 | 38.95 | G | |
| 450 EXC | 03-05, 08-11 | 840288 | 38.95 | G | |
| 450 EXC | 06-07 | 840285 | 38.95 | G | |
| 450 EXC-R | 00-02 | 840274 | 38.95 | G | |
| 450 EXC-R | 03-05, 08-09 | 840288 | 38.95 | G | |
| 450 EXC-R | 06-07 | 840285 | 38.95 | G | |
| 450 MXC | 00-02 | 840274 | 38.95 | G | |

| MODEL | YEAR | PART # | | | |
|----------------------|-------|--------|-------|---|--|
| KTM CONTINUED | | | | | |
| 450 MXC | 03-05 | 840288 | 38.95 | G | |
| 450 SX-F | 06-07 | 840285 | 38.95 | G | |
| 450 SX-F | 08-11 | 840288 | 38.95 | G | |
| 450 SX-F | 12-15 | 841377 | 38.95 | G | |
| 450 XC-F | 06-07 | 840285 | 38.95 | G | |
| 450 XC-F | 08-09 | 840288 | 38.95 | G | |
| 450 XC-W | 08-11 | 840288 | 38.95 | G | |
| 450 XC-W | 12-15 | 841377 | 38.95 | G | |
| 505 SX-F | 08 | 840288 | 38.95 | G | |
| 520 EXC | 00-02 | 840274 | 38.95 | G | |
| 520 EXC | 03-05 | 840288 | 38.95 | G | |
| 520 SX | 00-01 | 840274 | 38.95 | G | |
| 520 SX | 02-05 | 840288 | 38.95 | G | |
| 525 EXC | 00-02 | 840274 | 38.95 | G | |
| 525 EXC | 03-05 | 840288 | 38.95 | G | |
| 525 EXC | 06-07 | 840285 | 38.95 | G | |
| 525 MXC | 03-05 | 840288 | 38.95 | G | |
| 525 SX | 03-05 | 840288 | 38.95 | G | |
| 525 SX | 06-07 | 840285 | 38.95 | G | |
| 530 EXC-R | 08-09 | 840288 | 38.95 | G | |
| 530 XC-W | 08-11 | 840288 | 38.95 | G | |
| 105 SX | 04-11 | 840274 | 38.95 | G | |
| 150 SX | 09-11 | 840288 | 38.95 | G | |
| 150 SX | 12-15 | 841377 | 38.95 | G | |
| 150 XC | 10-11 | 840288 | 38.95 | G | |
| 150 XC | 12-14 | 841377 | 38.95 | G | |
| 350 EXC-F | 12-15 | 841377 | 38.95 | G | |
| 350 SX-F | 11 | 840288 | 38.95 | G | |
| 350 SX-F | 12-15 | 841377 | 38.95 | G | |
| 350 XC-F | 12-13 | 841377 | 38.95 | G | |
| 350 XCF-W | 12-15 | 841377 | 38.95 | G | |
| 50 SX | 12-15 | 841432 | 41.95 | G | |
| 500 EXC | 12-15 | 841377 | 38.95 | G | |
| 500 XC-W | 12-15 | 841377 | 38.95 | G | |
| 530 EXC | 09-11 | 840288 | 38.95 | G | |
| 65 SX | 02-11 | 841431 | 29.95 | G | |
| 65 SX | 12-15 | 841432 | 41.95 | G | |
| 65 XC | 08-09 | 841431 | 29.95 | G | |
| 85 SX | 03-15 | 840274 | 38.95 | G | |

| MODEL | YEAR | PART # | | | |
|---------------|--------------|--------|-------|---|--|
| SUZUKI | | | | | |
| DRZ 400SM | 05-09, 14-15 | 840125 | 38.95 | G | |
| RM 125 | 96-00 | 840294 | 38.95 | G | |
| RM 125 | 01-07 | 840125 | 38.95 | G | |
| RM 250 | 96-00 | 840294 | 38.95 | G | |
| RM 250 | 01-08 | 840125 | 38.95 | G | |
| RM 80 | 96-01 | 840340 | 38.95 | G | |
| RM 85 | 02-15 | 840154 | 38.95 | G | |
| RM 85L | 03-07 | 840154 | 38.95 | G | |
| RMZ 250 | 04-06 | 840174 | 38.95 | G | |
| RMZ 250 | 07-12 | 840125 | 38.95 | G | |
| RMZ 250 | 13-15 | 841378 | 39.95 | G | |
| RMZ 450 | 05-12 | 840125 | 38.95 | G | |
| RMZ 450 | 13-14 | 841378 | 39.95 | G | |
| DRZ 400 | 00-15 | 840294 | 38.95 | G | |
| RMX 450Z | 10 | 840125 | 38.95 | G | |
| YAMAHA | | | | | |
| WR 250F | 15 | 840177 | 38.95 | G | |
| WR 250F | 01-04 | 840107 | 38.95 | G | |
| WR 250F | 05-13 | 840174 | 38.95 | G | |
| WR 400F | 98-00 | 840107 | 38.95 | G | |
| WR 426F | 01-02 | 840107 | 38.95 | G | |
| WR 450F | 03-04 | 840107 | 38.95 | G | |
| WR 450F | 05-11 | 840174 | 38.95 | G | |
| WR 450F | 12-15 | 840177 | 38.95 | G | |
| YZ 125 | 96-03 | 840107 | 38.95 | G | |
| YZ 125 | 04-14 | 840174 | 38.95 | G | |
| YZ 125 | 15-16 | 840177 | 38.95 | G | |
| YZ 250 | 96-03 | 840107 | 38.95 | G | |
| YZ 250 | 04-14 | 840174 | 38.95 | G | |
| YZ 250 | 15-16 | 840177 | 38.95 | G | |
| YZ 250F | 01-03 | 840107 | 38.95 | G | |
| YZ 250F | 04-07 | 840174 | 38.95 | G | |
| YZ 250F | 08-16 | 840177 | 38.95 | G | |
| YZ 400F | 98-99 | 840107 | 38.95 | G | |
| YZ 426F | 00-02 | 840107 | 38.95 | G | |
| YZ 450F | 03 | 840107 | 38.95 | G | |
| YZ 450F | 04-07 | 840174 | 38.95 | G | |
| YZ 450F | 08-16 | 840177 | 38.95 | G | |
| YZ 80 | 93-01 | 841060 | 38.95 | G | |
| YZ 85 | 02-16 | 841060 | 38.95 | G | |
| WR 250R | 08-16 | 840107 | 38.95 | G | |
| WR 250X | 08-11 | 840107 | 38.95 | G | |
| YZ 250FX | 15 | 840177 | 38.95 | G | |

- accessories
- body
- handlebar & grips
- cables & levers
- exhaust
- engine
- fuel & intake
- electrical & ignition
- clutch
- drive
- bearings
- brakes
- steering & suspension
- tires
- tools & shop

STEERING & SUSPENSION



FORK REBUILD KITS

- One part number completes both forks
- Considerably less than OE
- Quality components provide improved handling
- Rigorously tested in-house
- Lifetime replacement



- accessories
- body
- handlebar & grips
- cables & levers
- exhaust
- engine
- fuel & intake
- electrical & ignition
- clutch
- drive
- bearings
- brakes
- steering & suspension
- tires
- tools & shop

| MODEL | YEAR | PART # | | |
|------------------|-------|--------|-------|---|
| HONDA | | | | |
| CR 125R | 97-04 | 840105 | 74.95 | G |
| CR 125R | 05-07 | 840115 | 74.95 | G |
| CR 250R | 97-04 | 840124 | 74.95 | G |
| CR 250R | 05-07 | 840161 | 74.95 | G |
| CR 500R | 96-01 | 840105 | 74.95 | G |
| CR 80R | 96-02 | 840140 | 64.95 | G |
| CR 85R | 03-07 | 840147 | 64.95 | G |
| CRF 150R | 07-16 | 840153 | 74.95 | G |
| CRF 150RB | 07-16 | 840153 | 74.95 | G |
| CRF 250R | 04-09 | 840161 | 74.95 | G |
| CRF 250R | 10-14 | 840164 | 75.95 | G |
| CRF 250R | 15-16 | 841563 | 74.95 | G |
| CRF 250X | 04-15 | 840161 | 74.95 | G |
| CRF 450R | 02-08 | 840161 | 74.95 | G |
| CRF 450R | 09-12 | 840173 | 74.95 | G |
| CRF 450R | 13-14 | 841372 | 74.95 | G |
| CRF 450R | 15-16 | 841564 | 74.95 | G |
| CRF 450X | 05-15 | 840161 | 74.95 | G |
| CR 80RB | 96-02 | 840140 | 64.95 | G |
| CR 85RB | 03-07 | 840147 | 64.95 | G |
| CRF 250L | 13-15 | 841371 | 74.95 | G |
| HUSABERG | | | | |
| FE 390E | 10 | 840287 | 83.95 | G |
| FE 450E | 09-10 | 840287 | 83.95 | G |
| FS 550C | 07 | 840284 | 74.95 | G |
| HUSQVARNA | | | | |
| FC 250 | 14 | 841375 | 78.95 | G |
| FC 250 | 15 | 841566 | 89.95 | G |
| FC 350 | 14 | 841375 | 78.95 | G |
| FC 350 | 15 | 841566 | 89.95 | G |
| FC 450 | 14 | 841375 | 78.95 | G |
| FC 450 | 15 | 841566 | 89.95 | G |
| FE 250 | 14-15 | 841566 | 89.95 | G |
| FE 350 | 14-15 | 841566 | 89.95 | G |
| FE 350S | 15 | 841566 | 89.95 | G |
| FE 501 | 14-15 | 841566 | 89.95 | G |
| FE 501S | 15 | 841566 | 89.95 | G |
| TC 125 | 14 | 841375 | 78.95 | G |
| TC 125 | 15 | 841566 | 89.95 | G |
| TC 250 | 14 | 841375 | 78.95 | G |

| MODEL | YEAR | PART # | | |
|----------------------------|-------|--------|-------|---|
| HUSQVARNA CONTINUED | | | | |
| TC 250 | 15 | 841566 | 89.95 | G |
| TE 125 | 15 | 841566 | 89.95 | G |
| TE 250 | 14-15 | 841566 | 89.95 | G |
| TE 300 | 14-15 | 841566 | 89.95 | G |
| KAWASAKI | | | | |
| KDX 200 | 95-06 | 840213 | 74.95 | G |
| KDX 220 | 97-05 | 840213 | 74.95 | G |
| KLX 300R | 97-07 | 840221 | 74.95 | G |
| KLX 450R | 08-09 | 840225 | 74.95 | G |
| KX 100 | 95-15 | 840230 | 64.95 | G |
| KX 125 | 04 | 840249 | 74.95 | G |
| KX 125 | 05 | 840252 | 74.95 | G |
| KX 125 | 96-01 | 840243 | 74.95 | G |
| KX 125 | 02-03 | 840248 | 74.95 | G |
| KX 250 | 04 | 840249 | 74.95 | G |
| KX 250 | 96-01 | 840243 | 74.95 | G |
| KX 250 | 02-03 | 840248 | 74.95 | G |
| KX 250 | 05-07 | 840252 | 74.95 | G |
| KX 250F | 04-05 | 840249 | 74.95 | G |
| KX 250F | 06-12 | 840258 | 74.95 | G |
| KX 250F | 13-16 | 841373 | 74.95 | G |
| KX 450F | 06-08 | 840225 | 74.95 | G |
| KX 450F | 09-12 | 840261 | 74.95 | G |
| KX 450F | 13-14 | 841374 | 74.95 | G |
| KX 450F | 15-16 | 841565 | 74.95 | G |
| KX 500 | 97-04 | 840264 | 74.95 | G |
| KX 65 | 00-15 | 841417 | 69.95 | G |
| KX 80 | 98-00 | 840230 | 64.95 | G |
| KX 85 | 01-15 | 840230 | 64.95 | G |
| KLX 250S | 06-14 | 840221 | 74.95 | G |
| KTM | | | | |
| 125 EXC | 02 | 840276 | 74.95 | G |
| 125 EXC | 00-01 | 840273 | 74.95 | G |
| 125 MXC | 02 | 840276 | 74.95 | G |
| 125 MXC | 00-01 | 840273 | 74.95 | G |
| 125 MXC | 03-05 | 840280 | 76.95 | G |

FORK REBUILD KITS CONTINUED

| MODEL | YEAR | PART # | |
|----------------------|-------|--------|---------|
| KTM CONTINUED | | | |
| 125 SX | 02 | 840281 | 79.95 G |
| 125 SX | 15 | 841566 | 89.95 G |
| 125 SX | 00-01 | 840273 | 74.95 G |
| 125 SX | 03-05 | 840280 | 76.95 G |
| 125 SX | 06-07 | 840284 | 74.95 G |
| 125 SX | 08-11 | 840287 | 83.95 G |
| 125 SX | 12-14 | 841375 | 78.95 G |
| 200 EXC | 02 | 840276 | 74.95 G |
| 200 EXC | 00-01 | 840273 | 74.95 G |
| 200 MXC | 02 | 840276 | 74.95 G |
| 200 MXC | 00-01 | 840273 | 74.95 G |
| 200 SX | 02 | 840281 | 79.95 G |
| 200 SX | 00-01 | 840273 | 74.95 G |
| 200 SX | 03-05 | 840280 | 76.95 G |
| 200 XC | 06-07 | 840284 | 74.95 G |
| 200 XC | 08-09 | 840287 | 83.95 G |
| 200 XC-W | 08-11 | 840287 | 83.95 G |
| 200 XC-W | 12-15 | 841375 | 78.95 G |
| 250 EXC | 02 | 840276 | 74.95 G |
| 250 EXC | 08 | 840287 | 83.95 G |
| 250 EXC | 00-01 | 840273 | 74.95 G |
| 250 EXC | 03-05 | 840280 | 76.95 G |
| 250 MXC | 02 | 840276 | 74.95 G |
| 250 MXC | 00-01 | 840273 | 74.95 G |
| 250 MXC | 03-05 | 840280 | 76.95 G |
| 250 SX | 02 | 840281 | 79.95 G |
| 250 SX | 15 | 841566 | 89.95 G |
| 250 SX | 00-01 | 840273 | 74.95 G |
| 250 SX | 03-05 | 840280 | 76.95 G |
| 250 SX | 06-07 | 840284 | 74.95 G |
| 250 SX | 08-09 | 840287 | 83.95 G |
| 250 SX | 12-14 | 841375 | 78.95 G |
| 250 SX-F | 15 | 841566 | 89.95 G |
| 250 SX-F | 06-07 | 840284 | 74.95 G |
| 250 SX-F | 08-11 | 840287 | 83.95 G |
| 250 SX-F | 12-14 | 841375 | 78.95 G |
| 250 XC | 06-07 | 840284 | 74.95 G |
| 250 XC | 08-11 | 840287 | 83.95 G |
| 250 XC | 12-13 | 841375 | 78.95 G |
| 250 XC-F | 15 | 841566 | 89.95 G |
| 250 XC-F | 08-09 | 840287 | 83.95 G |
| 250 XC-F | 12-13 | 841375 | 78.95 G |
| 250 XCF-W | 08-11 | 840287 | 83.95 G |
| 250 XCF-W | 12-15 | 841375 | 78.95 G |
| 250 XC-W | 06-07 | 840284 | 74.95 G |
| 250 XC-W | 08-11 | 840287 | 83.95 G |
| 250 XC-W | 12-15 | 841375 | 78.95 G |
| 300 EXC | 02 | 840276 | 74.95 G |
| 300 EXC | 00-01 | 840273 | 74.95 G |
| 300 MXC | 02 | 840276 | 74.95 G |

| MODEL | YEAR | PART # | |
|----------------------|-------|--------|---------|
| KTM CONTINUED | | | |
| 300 MXC | 00-01 | 840273 | 74.95 G |
| 300 MXC | 03-05 | 840280 | 76.95 G |
| 300 SX | 02 | 840281 | 79.95 G |
| 300 SX | 00-01 | 840273 | 74.95 G |
| 300 XC | 06-07 | 840284 | 74.95 G |
| 300 XC | 08-11 | 840287 | 83.95 G |
| 300 XC | 12-13 | 841375 | 78.95 G |
| 300 XC-W | 06-07 | 840284 | 74.95 G |
| 300 XC-W | 08-11 | 840287 | 83.95 G |
| 300 XC-W | 12-15 | 841375 | 78.95 G |
| 380 EXC | 02 | 840276 | 74.95 G |
| 380 EXC | 00-01 | 840273 | 74.95 G |
| 380 MXC | 02 | 840276 | 74.95 G |
| 380 MXC | 00-01 | 840273 | 74.95 G |
| 380 SX | 02 | 840281 | 79.95 G |
| 380 SX | 00-01 | 840273 | 74.95 G |
| 400 EXC | 02 | 840276 | 74.95 G |
| 400 EXC | 00-01 | 840273 | 74.95 G |
| 400 MXC | 01 | 840273 | 74.95 G |
| 400 MXC | 02 | 840276 | 74.95 G |
| 400 SX | 02 | 840281 | 79.95 G |
| 400 SX | 00-01 | 840273 | 74.95 G |
| 400 XC-W | 08-10 | 840287 | 83.95 G |
| 450 EXC | 06-07 | 840284 | 74.95 G |
| 450 EXC | 08-11 | 840287 | 83.95 G |
| 450 EXC-R | 06-07 | 840284 | 74.95 G |
| 450 EXC-R | 08-09 | 840287 | 83.95 G |
| 450 MXC | 03-05 | 840280 | 76.95 G |
| 450 SX-F | 15 | 841566 | 89.95 G |
| 450 SX-F | 03-05 | 840280 | 76.95 G |
| 450 SX-F | 06-07 | 840284 | 74.95 G |
| 450 SX-F | 08-11 | 840287 | 83.95 G |
| 450 SX-F | 12-14 | 841375 | 78.95 G |
| 450 XC-F | 13 | 841375 | 78.95 G |
| 450 XC-F | 15 | 841566 | 89.95 G |
| 450 XC-F | 06-07 | 840284 | 74.95 G |
| 450 XC-F | 08-09 | 840287 | 83.95 G |
| 450 XC-W | 08-11 | 840287 | 83.95 G |
| 450 XC-W | 12-15 | 841375 | 78.95 G |
| 505 SX-F | 08 | 840287 | 83.95 G |
| 505 XC-F | 08 | 840287 | 83.95 G |
| 520 EXC | 02 | 840276 | 74.95 G |
| 520 EXC | 00-01 | 840273 | 74.95 G |
| 520 MXC | 02 | 840276 | 74.95 G |
| 520 MXC | 00-01 | 840273 | 74.95 G |
| 520 SX | 02 | 840281 | 79.95 G |
| 520 SX | 00-01 | 840273 | 74.95 G |
| 525 EXC | 06-07 | 840284 | 74.95 G |
| 525 MXC | 03-05 | 840280 | 76.95 G |
| 525 SX | 03-05 | 840280 | 76.95 G |

- accessories
- body
- handlebar & grips
- cables & levers
- exhaust
- engine
- fuel & intake
- electrical & ignition
- clutch
- drive
- bearings
- brakes
- steering & suspension**
- tires
- tools & shop

STEERING & SUSPENSION

FORK REBUILD KITS CONTINUED

- accessories
- body
- handlebar & grips
- cables & levers
- exhaust
- engine
- fuel & intake
- electrical & ignition
- clutch
- drive
- bearings
- brakes
- steering & suspension
- tires
- tools & shop

| MODEL | YEAR | PART # | | |
|----------------------|-------|--------|-------|---|
| KTM CONTINUED | | | | |
| 525 SX | 06-07 | 840284 | 74.95 | G |
| 530 EXC-R | 08-09 | 840287 | 83.95 | G |
| 530 XC-W | 08-11 | 840287 | 83.95 | G |
| 144 SX | 07 | 840284 | 74.95 | G |
| 150 SX | 15 | 841566 | 89.95 | G |
| 150 SX | 09-11 | 840287 | 83.95 | G |
| 150 SX | 12-14 | 841375 | 78.95 | G |
| 150 XC | 10-11 | 840287 | 83.95 | G |
| 150 XC | 12-14 | 841375 | 78.95 | G |
| 350 EXC-F | 12-15 | 841375 | 78.95 | G |
| 350 SX-F | 11 | 840287 | 83.95 | G |
| 350 SX-F | 15 | 841566 | 89.95 | G |
| 350 SX-F | 12-14 | 841375 | 78.95 | G |
| 350 XC-F | 15 | 841566 | 89.95 | G |
| 350 XC-F | 12-13 | 841375 | 78.95 | G |
| 350 XCF-W | 12-15 | 841375 | 78.95 | G |
| 50 SX | 12-15 | 841419 | 71.95 | G |
| 500 EXC | 12-15 | 841375 | 78.95 | G |
| 500 XC-W | 12-15 | 841375 | 78.95 | G |
| 530 EXC | 09-11 | 840287 | 83.95 | G |
| 65 SX | 02-11 | 841418 | 70.95 | G |
| 65 SX | 12-15 | 841419 | 71.95 | G |
| 65 XC | 08-09 | 841418 | 70.95 | G |
| SUZUKI | | | | |
| DRZ 400SM | 14-15 | 840348 | 74.95 | G |
| RM 125 | 97 | 840313 | 74.95 | G |
| RM 125 | 98 | 840314 | 74.95 | G |
| RM 125 | 99 | 840316 | 74.95 | G |
| RM 125 | 00 | 840317 | 74.95 | G |
| RM 125 | 01 | 840320 | 74.95 | G |
| RM 125 | 02-03 | 840324 | 74.95 | G |
| RM 125 | 04-07 | 840327 | 74.95 | G |
| RM 250 | 97 | 840313 | 74.95 | G |
| RM 250 | 98 | 840314 | 74.95 | G |
| RM 250 | 99 | 840316 | 74.95 | G |
| RM 250 | 00 | 840317 | 74.95 | G |
| RM 250 | 03 | 840335 | 74.95 | G |
| RM 250 | 01-02 | 840334 | 74.95 | G |
| RM 250 | 04-08 | 840327 | 74.95 | G |
| RM 80 | 96-01 | 840339 | 64.95 | G |
| RM 85 | 02-07 | 840345 | 64.95 | G |
| RM 85L | 03-12 | 840345 | 64.95 | G |
| RMZ 250 | 04-06 | 840249 | 74.95 | G |
| RMZ 250 | 07-12 | 840348 | 74.95 | G |
| RMZ 250 | 13-15 | 841373 | 74.95 | G |
| RMZ 450 | 05-12 | 840348 | 74.95 | G |
| RMZ 450 | 13-14 | 841373 | 74.95 | G |
| DRZ 400 | 00-15 | 840293 | 74.95 | G |

| MODEL | YEAR | PART # | | |
|-------------------------|-------|--------|-------|---|
| SUZUKI CONTINUED | | | | |
| DRZ 400S | 00-01 | 840295 | 74.95 | G |
| RMX 450Z | 10 | 840348 | 74.95 | G |
| YAMAHA | | | | |
| WR 250F | 05 | 840369 | 74.95 | G |
| WR 250F | 15 | 841376 | 74.95 | G |
| WR 250F | 01-04 | 840363 | 74.95 | G |
| WR 250F | 06-13 | 840373 | 74.95 | G |
| WR 400F | 98-00 | 840363 | 74.95 | G |
| WR 426F | 01-02 | 840363 | 74.95 | G |
| WR 450F | 03-04 | 840363 | 74.95 | G |
| WR 450F | 05-11 | 840369 | 74.95 | G |
| WR 450F | 12-15 | 841376 | 74.95 | G |
| YZ 125 | 04 | 840369 | 74.95 | G |
| YZ 125 | 05 | 840390 | 74.95 | G |
| YZ 125 | 97-03 | 840363 | 74.95 | G |
| YZ 125 | 06-14 | 840393 | 75.95 | G |
| YZ 125 | 15-16 | 841376 | 74.95 | G |
| YZ 250 | 04 | 840369 | 74.95 | G |
| YZ 250 | 05 | 840390 | 74.95 | G |
| YZ 250 | 97-03 | 840363 | 74.95 | G |
| YZ 250 | 06-14 | 840393 | 75.95 | G |
| YZ 250 | 15-16 | 841376 | 74.95 | G |
| YZ 250F | 01-03 | 840363 | 74.95 | G |
| YZ 250F | 04-05 | 840369 | 74.95 | G |
| YZ 250F | 06-07 | 840373 | 74.95 | G |
| YZ 250F | 08-16 | 840400 | 74.95 | G |
| YZ 400F | 98-99 | 840363 | 74.95 | G |
| YZ 426F | 00-02 | 840363 | 74.95 | G |
| YZ 450F | 03 | 840363 | 74.95 | G |
| YZ 450F | 04-05 | 840369 | 74.95 | G |
| YZ 450F | 06-07 | 840373 | 74.95 | G |
| YZ 450F | 08-09 | 840400 | 74.95 | G |
| YZ 450F | 10-16 | 841376 | 74.95 | G |
| YZ 80 | 93-01 | 840414 | 64.95 | G |
| YZ 85 | 02-16 | 840414 | 64.95 | G |
| WR 250R | 08 | 840376 | 74.95 | G |
| WR 250R | 09-16 | 840379 | 74.95 | G |
| WR 250X | 08 | 840376 | 74.95 | G |
| WR 250X | 09-11 | 840379 | 74.95 | G |
| YZ 250FX | 15 | 840400 | 74.95 | G |

TIRES



- accessories
- body
- handlebar & grips
- cables & levers
- exhaust
- engine
- fuel & intake
- electrical & ignition
- clutch
- drive
- bearings
- brakes
- steering & suspension
- tires
- tools & shop

WHY STICKY RUBBER? - STICKY RUBBER COMPOUND is a slow-rebound rubber for the ultimate in grip and traction control. This rubber acts like a form of suspension that actually grips the cement starting pad and conforms to the trail instead of slipping or bouncing. If getting the holeshot every time is what you're looking for, then **STICKY RUBBER** is what you want.

BENEFITS OF STICKY RUBBER?

1. Soft and sticky alternative to regular type compound
2. Improved traction especially on hard packed dirt and cement start pads
3. Low temperature/quick warm up feature
4. Suitable for applying ice studs

KENDA MOTOCROSS

KENDA

K775 MILLVILLE II

Kenda's next generation answer to the ever-popular Millville tire is sure to make a splash in the Motocross and Off-Road circuits for 2012 and beyond.

- Specifically designed as the ultimate soft/intermediate terrain tire
- New compound formula provides the best of both worlds, traction and durability.
- Improved braking traction due to paddle shape pattern



FRONT

| PART # | SIZE | PLY | | |
|--------|-----------|-----|-------|---|
| 250396 | 60/100-14 | 30M | 49.95 | B |
| 250399 | 70/100-17 | 40M | 59.95 | B |
| 250400 | 70/100-19 | 42M | 67.95 | B |
| 250407 | 80/100-21 | 51M | 81.95 | B |
| 250408 | 90/100-21 | 57M | 95.95 | B |

REAR

| PART # | SIZE | PLY | | |
|--------|------------|-----|--------|---|
| 250395 | 80/100-12 | 41M | 59.95 | B |
| 250397 | 90/100-14 | 49M | 63.95 | B |
| 250398 | 90/100-16 | 52M | 70.95 | B |
| 250401 | 110/100-18 | 64M | 117.95 | B |
| 250402 | 120/100-18 | 68M | 122.95 | B |
| 250403 | 100/90-19 | 57M | 112.95 | B |
| 250404 | 110/80-19 | 59M | 104.95 | B |
| 250405 | 110/90-19 | 62M | 115.95 | B |

KENDA MOTOCROSS

KENDA

WASHOUGAL II

The ultimate Intermediate terrain tire. The next generation of the legendary Washougal, featuring dual-compound technology

- Front: Soft Race compound in the center for traction and braking, standard compound on the sides for less knob-roll in the corners.
- Rear: Standard compound in center for superior durability, soft Race compound in shoulder area for increased cornering stability & traction.
- All-New rear tread pattern for improved efficiency in a wider variety of course conditions.



FRONT

| PART # | | SIZE | | | |
|--------|-------------|-----------|----|-------|---|
| 250460 | sticky | 250-10 | TT | 38.99 | J |
| 250461 | sticky | 250-12 | TT | 42.99 | J |
| 250464 | sticky | 60/100-14 | TT | 51.99 | J |
| 250467 | sticky | 70/100-17 | TT | 62.99 | J |
| 250468 | sticky | 70/100-19 | TT | 70.99 | J |
| 250475 | dual rubber | 80/100-21 | TT | 84.99 | J |
| 250476 | dual rubber | 90/100-21 | TT | 88.99 | J |

REAR

| PART # | | SIZE | | | |
|--------|-------------|------------|----|--------|---|
| 250471 | dual rubber | 100/90-19 | TT | 116.99 | J |
| 250469 | dual rubber | 110/100-18 | TT | 122.99 | J |
| 250472 | dual rubber | 110/80-19 | TT | 108.99 | J |
| 250473 | dual rubber | 110/90-19 | TT | 119.99 | J |
| 250470 | dual rubber | 120/100-18 | TT | 127.99 | J |
| 250474 | dual rubber | 120/80-19 | TT | 125.99 | J |
| 250462 | sticky | 80/100-10 | TT | 39.99 | J |
| 250463 | sticky | 80/100-12 | TT | 61.99 | J |
| 250465 | sticky | 90/100-14 | TT | 65.99 | J |
| 250466 | sticky | 90/100-16 | TT | 72.99 | J |


KENDA MOTOCROSS

KENDA
K771 MILLVILLE

- Specifically designed as the ultimate intermediate terrain combination
- Unique dual rotation tread pattern allows for a wide range of applications from loam to loose soil over hard base
- High grip on soft surface with a hard base
- Lighter casing ply material for reduced unsprung weight
- New tie-bar feature added to shoulder knobs to improve durability and reduce knob tearing
- 6 ply

| FRONT | | | | |
|----------------|--------|-------------|-----|----------------|
| PART # | | SIZE | PLY | |
| KD77104 | | 70/100 - 19 | 6 | 64.95 B |
| 250277 | Sticky | 60/100 - 14 | 30M | 51.95 B |
| 250278 | Sticky | 70/100 - 19 | 42M | 68.95 B |

| REAR | | | | |
|-----------------|--------|--------------|-----|-----------------|
| PART # | | SIZE | PLY | |
| KD77109 | | 110/100 - 18 | 6 | 124.95 B |
| KD77109S | Sticky | 110/100 - 18 | 6 | 119.95 B |
| 250281 | Sticky | 90/90 - 15 | 47M | 62.95 B |
| 250271 | | 90/90 - 15 | 47M | 64.95 B |
| 250273 | Sticky | 120/100 - 18 | 68M | 121.95 B |



KENDA MX-OFFROAD



KENDA
K772 PARKER DT

- The all new 2011 Parker DT was developed in BAJA to get through the nasty conditions on earth
- For 2011 the classic Carlsbad tread pattern is back making this the ultimate Desert/Southwest tire
 - Casing/compound designed to meet the demands of the toughest desert terrain
 - 6-Ply rated casing offers 30% more cut resistance
 - New natural rubber compound for extended tread wear and reduced knob chunking

| REAR | | | | |
|----------------|--|--------------|-----|-----------------|
| PART # | | SIZE | PLY | |
| 250310 | | 110/90 - 19 | 6 | 98.95 B |
| 536-101 | | 100/100 - 18 | 6 | 107.95 B |
| 536-102 | | 110/100 - 18 | 6 | 116.95 A |
| 536-103 | | 120/100 - 18 | 6 | 117.95 A |
| 536-104 | | 110/90 - 19 | 6 | 117.95 A |

KENDA MOTOCROSS

KENDA
K775 WASHOUGAL

- Designed to meet the demands of intermediate terrains
- New tread pattern for intermediate conditions
- Triangular shaped knobs to reduce knob flex on hard base areas
- New casing structure with reinforced sidewalls



| FRONT | | | | |
|----------------|--------|-------------|-----|----------------|
| PART # | | SIZE | PLY | |
| KD77505 | | 60/100 - 14 | 6 | 46.95 B |
| KD77508 | | 70/100 - 17 | 6 | 55.95 B |
| 250288 | Sticky | 2.50 - 10 | 33J | 38.95 B |
| 250289 | Sticky | 2.50 - 12 | 33J | 42.95 B |
| 250292 | Sticky | 70/100 - 19 | 42M | 68.95 B |
| 250298 | Sticky | 90/100 - 21 | 57M | 70.95 B |

| REAR | | | | |
|----------------|--------|--------------|-----|----------------|
| PART # | | SIZE | PLY | |
| KD77509 | | 100/100 - 18 | 6 | 89.95 B |
| KD77517 | | 90/90 - 21 | 6 | 78.95 B |
| 250283 | Sticky | 100/90 - 19 | 57M | 94.95 B |

- accessories
- body
- handlebar & grips
- cables & levers
- exhaust
- engine
- fuel & intake
- electrical & ignition
- clutch
- drive
- bearings
- brakes
- steering & suspension
- tires
- tools & shop

- accessories
- body
- handlebar & grips
- cables & levers
- exhaust
- engine
- fuel & intake
- electrical & ignition
- clutch
- drive
- bearings
- brakes
- steering & suspension
- tires**
- tools & shop

KENDA MX-OFFROAD



KENDA

K782 SAND MAD

This is the perfect tire for nasty weather and sandy/muddy conditions • Always make sure have one in the trailer ready to go! • Designed specifically for deep mud or sandy MX course conditions • Paddle shape knobs create a large scoop for improved acceleration traction • Sticky rubber compound for high traction

| REAR | | | | |
|--------|-------------|-----|-------|---|
| PART # | SIZE | PLY | | |
| 250313 | 100/90 - 19 | 57M | 87.95 | B |
| 250314 | 110/90 - 19 | 62M | 90.95 | B |

KENDA MX-OFFROAD



KENDA

K781 TRIPLE

Developed in Arenacross racing, this is the tire you need for those hard terrain applications • Available exclusively in sticky race compound • Designed specifically for hard terrain and blue groove surfaces, especially Arenacross and Supercross-type applications • New sticky rubber compound for high traction • Low profile sidewall for improved cornering stability and cornering traction

| FRONT | | | | |
|---------|------------|-----|-------|---|
| PART # | SIZE | PLY | | |
| KD78105 | 90/90 - 21 | 54R | 85.95 | B |

| REAR | | | | |
|---------|--------------|-----|-------|---|
| PART # | SIZE | PLY | | |
| KD78101 | 110/100 - 18 | 64M | 99.95 | B |

KENDA MX-OFFROAD



KENDA

K335 ICE TIRE

• The K335 has become a huge hit up north with the Ice Racing community • Stud it to your preference and hit the Ice! • Designed specifically for Ice Racing • Studs not included • DOT Approved for street use

| REAR | | | | |
|--------|----------|-----|--------|---|
| PART # | SIZE | PLY | | |
| 250300 | 400 - 18 | 4 | 94.95 | B |
| 250301 | 400 - 18 | 6 | 101.95 | B |
| 250302 | 400 - 19 | 4 | 101.95 | B |
| 250303 | 400 - 19 | 6 | 108.95 | B |

KENDA DUAL SPORT

KENDA

K760 TRAKMASTER 2

- Tall aggressive knobs designed for varying terrain
- DOT approved (80% dirt/20% road)
- Strong 6-ply rated carcass
- Dual marked metric and standard on tire



FRONT

| PART # | SIZE | PLY | | |
|---------|-------------|-----|-------|---|
| KD76001 | 2.50 - 10 | 6 | 24.95 | B |
| KD76002 | 60/100 - 14 | 6 | 38.95 | B |
| KD76003 | 70/100 - 17 | 6 | 51.95 | B |
| KD76004 | 80/100 - 21 | 6 | 66.95 | B |
| 250308 | 70/100 - 19 | 6 | 62.95 | B |

REAR

| PART # | SIZE | PLY | | |
|---------|--------------|-----|-------|---|
| KD76001 | 2.50 - 10 | 6 | 24.95 | B |
| KD76005 | 80/100 - 12 | 6 | 38.95 | B |
| KD76006 | 90/100 - 14 | 6 | 48.95 | B |
| KD76007 | 90/100 - 16 | 6 | 59.95 | B |
| KD76008 | 110/100 - 18 | 6 | 79.95 | B |
| KD76009 | 100/90 - 19 | 6 | 78.95 | B |
| KD76010 | 110/90 - 19 | 6 | 78.95 | B |
| KD76011 | 120/90 - 19 | 6 | 99.95 | B |
| 250306 | 130/90 - 17 | 6 | 92.95 | B |
| 250304 | 100/100 - 18 | 6 | 71.95 | B |
| 250305 | 120/100 - 18 | 6 | 89.95 | B |

KENDA DUAL SPORT

KENDA

K270 DUAL SPORT

- The K270 Dual Sport is great for replacing your OE trail tire
- It provides the perfect balance between a smooth ride on the road and great traction on the trails
- DOT approved (50% dirt / 50% road)
- Available in 4-ply and 6-ply ratings
- Perfect replacement for OEM dual sport tires



FRONT




REAR

FRONT

| PART # | SIZE | PLY | | |
|--------|-----------|-----|-------|---|
| 250093 | 2.75 - 21 | 4 | 43.95 | B |
| 250094 | 3.00 - 21 | 6 | 47.95 | B |
| 250095 | 3.25 - 21 | 4 | 48.95 | B |

REAR

| PART # | SIZE | PLY | | |
|--------|-------------|-----|-------|---|
| 250081 | 3.25 - 17 | 4 | 48.95 | B |
| 250082 | 4.60 - 17 | 6 | 69.95 | B |
| 250083 | 5.10 - 17 | 6 | 69.95 | B |
| 250084 | 2.75 - 18 | 4 | 46.95 | B |
| 250085 | 3.50 - 18 | 4 | 52.95 | B |
| 250086 | 4.00 - 18 | 4 | 69.95 | B |
| 250087 | 4.10 - 18 | 4 | 62.95 | B |
| 250088 | 4.50 - 18 | 6 | 89.95 | B |
| 250089 | 4.60 - 18 | 4 | 71.95 | B |
| 250090 | 5.10 - 18 | 6 | 71.95 | B |
| 250091 | 100/90 - 18 | 4 | 64.95 | B |
| 250092 | 120/80 - 18 | 4 | 62.95 | B |



KENDA DUAL SPORT



KENDA

K761 DUAL SPORT

- Leaning more towards street riding than trail riding?
- The K761 Dual Sport is the tire for you
- DOT approved (20% dirt / 80% road)
- Perfect for "on road" dual sport applications
- 4-ply rated casing design

FRONT / REAR

| PART # | SIZE | PLY | | |
|--------|------------|-----|-------|---|
| 250103 | 90/90 - 21 | 4 | 61.95 | B |

KENDA DUAL SPORT



KENDA

K784 BIG BLOCK

- The all new Big Block Adventure bike tire is here!
- Go anywhere you'd like from street to trail on this hybrid dual sport from Kenda
- High Impact bias casing for high level of puncture resistance
- Rubber compound designed specifically for tread longevity
- Tread pattern provides a smooth ride on the road while still hooking up in the dirt

FRONT

| PART # | SIZE | PLY | | |
|--------|-----------|-----|--------|---|
| 250177 | 100/90B19 | 4 | 122.95 | B |
| 250178 | 110/80B19 | 4 | 120.95 | B |
| 250179 | 90/90B21 | 4 | 97.95 | B |

REAR

| | | | | |
|--------|-----------|---|--------|---|
| 250173 | 150/70B17 | 4 | 162.95 | B |
| 250174 | 130/80B17 | 4 | 111.95 | B |
| 250175 | 150/70B18 | 4 | 170.95 | B |
| 250176 | 140/80B18 | 4 | 117.95 | B |

KENDA

SUPER TUFF TUBES

- 3.6-3.7mm heavy duty butyl rubber designed to resist punctures and pinch flats.
- Fits all popular MX sizes!
- SUPER TUFF Tubes are THREE times thicker than OEM tubes and are designed specifically for motocross and off-road use.

SUPER TUFF TUBES

| PART # | TUBE SIZE | VALVE TYPE | | |
|--------|------------|------------|-------|---|
| 250481 | 110/100-18 | TR-6 | 37.95 | B |
| 250482 | 120/100-18 | TR-6 | 38.95 | B |
| 250483 | 110/90-19 | TR-6 | 42.95 | B |
| 250484 | 80/100-21 | TR-6 | 37.95 | B |



KENDA

STANDARD TUBES



VALVE STEM TYPES

| | |
|-------------|---------------------------|
| TR4, TR6 | Straight Metal Stem |
| TR13 | Narrow Rubber Stem |
| TR15 | Standard Rubber Stem |
| TR87C, JS87 | Bent Metal Stem 90 Degree |
| JS2, PRV78 | Bent Metal Stem 90 Degree |

Kenda butyl rubber tubes are offered in a variety of sizes and applications.



| PART # | TUBE SIZE | VALVE TYPE |
|--------|-----------------------|------------|
| 250104 | 9.95 B 250/275-10 | TR-4 |
| 250105 | 9.95 B 250/275-10 | TR-87C |
| 250106 | 9.95 B 250/275-10 | TR-244 |
| 250107 | 10.95 B 300/325-10 | TR-13 |
| 250108 | 10.95 B 300/325-10 | TR-87C |
| 250109 | 10.95 B 350/400-10 | TR-6 OFF |
| 250110 | 10.95 B 350/400-10 | TR-13 |
| 250111 | 10.95 B 350/400-10 | TR-87C OFF |
| 250112 | 12.95 B 400/450-10 | TR-6 |
| 250113 | 12.95 B 400/450-10 | TR-13 |
| 250114 | 12.95 B 400/450-10 | TR-87C |
| 250115 | 13.95 B 120/130/70-12 | TR-6 |
| 250116 | 13.95 B 120/130/70-12 | TR-87 |
| 250117 | 9.95 B 275/300-12 | TR-4 |
| 250118 | 11.95 B 325/350-12 | TR-6 |
| 250119 | 14.95 B 400/450-12 | TR-6 |
| 250120 | 7.95 B 200/225-14 | TR-4 |
| 250121 | 9.95 B 250/275-14 | TR-4 |
| 250122 | 10.95 B 275/300-14 | TR-4 |
| 250123 | 11.95 B 325/350-14 | TR-4 |
| 250124 | 9.95 B 225/250-15 | TR-4 |
| 250125 | 10.95 B 275/300-15 | TR-4 |
| 250126 | 10.95 B 300/325-15 | TR-4 |
| 250127 | 9.95 B 200/225-16 | TR-4 |
| 250128 | 9.95 B 225/250-16 | TR-4 |
| 250129 | 10.95 B 250/275-16 | TR-4 |
| 250130 | 13.95 B 275/300-16 | TR-4 |
| 250131 | 12.95 B 300/325-16 | TR-4 |
| 250132 | 12.95 B 325/350-16 | TR-4 |
| 250133 | 9.95 B 200/225-17 | TR-4 |
| 250134 | 10.95 B 250/275-17 | TR-4 |
| 250135 | 11.95 B 275/300-17 | TR-4 |
| 250136 | 12.95 B 300/325-17 | TR-4 |

| PART # | TUBE SIZE | VALVE TYPE |
|--------|--------------------|------------|
| 250137 | 12.95 B 325/350-17 | TR-4 |
| 250138 | 14.95 B 375/425-17 | TR-6 |
| 250139 | 10.95 B 225/250-18 | TR-4 |
| 250140 | 10.95 B 250/275-18 | TR-4 |
| 250122 | 10.95 B 275/300-14 | TR-4 |
| 250142 | 13.95 B 300/325-18 | TR-4 |
| 250143 | 14.95 B 325/350-18 | TR-4 |
| 250144 | 16.95 B 350/400-18 | TR-6 |
| 250145 | 16.95 B 375/425-18 | TR-6 |
| 250146 | 21.95 B 430/530-18 | TR-6 |
| 250147 | 19.95 B 500/530-18 | TR-6 |
| 250148 | 9.95 B 200/225-19 | TR-4 |
| 250149 | 9.95 B 225/250-19 | TR-4 |
| 250150 | 11.95 B 250/275-19 | TR-4 |
| 250151 | 12.95 B 275/300-19 | TR-4 |
| 250152 | 14.95 B 300/325-19 | TR-4 |
| 250153 | 16.95 B 325/350-19 | TR-4 |
| 250154 | 16.95 B 325/350-19 | TR-13 |
| 250155 | 17.95 B 400/450-19 | TR-6 |
| 250156 | 14.95 B 300/325-21 | TR-4 |
| 250157 | 17.95 B 325/350-21 | TR-4 |
| 250158 | 14.95 B 275/300-23 | TR-4 |
| 250159 | 13.95 B 300/325-23 | TR-4 |
| 250141 | 11.95 B 275/300-18 | TR-4 |
| 250315 | 7.95 B 225/250-14 | TR-4 |
| 250316 | 7.95 B 225/250-17 | TR-4 |
| 250317 | 10.95 B 275/300-21 | TR-4 |
| 250318 | 7.95 B 300/325-12 | TR-4 |
| 250319 | 12.95 B 350/400-19 | TR-6 |
| 250320 | 10.95 B 360/410-14 | TR-6 |
| 250321 | 12.95 B 400/450-18 | TR-6 |
| 250322 | 13.95 B 450/510-18 | TR-6 |
| 250323 | 14.95 B 450/510-19 | TR-6 |
| 250324 | 21.95 B 430/510-18 | TR-6 |

- accessories
- body
- handlebar & grips
- cables & levers
- exhaust
- engine
- fuel & intake
- electrical & ignition
- clutch
- drive
- bearings
- brakes
- steering & suspension
- tires**
- tools & shop

KENDA

TUFF TUBES



- 2.5mm heavy duty butyl rubber "TUFF Tubes" designed to resist punctures and pinch flats.
- Fits all popular MX sizes!
- TUFF Tubes are two times thicker than OEM tubes and are designed specifically for motocross and off-road use.

| PART # | SIZE | PLY |
|--------|----------------------------|-----|
| KD8801 | 12.95 B 2.50/275 - 10 - 10 | TR4 |
| KD8802 | 13.95 B 80/100 - 12 | TR4 |
| KD8803 | 12.95 B 60/100 - 14 | TR4 |
| KD8804 | 16.95 B 90/100 - 14 | TR6 |
| KD8805 | 17.95 B 90/100 - 16 | TR6 |
| KD8806 | 13.95 B 70/100 - 17 | TR4 |
| KD8807 | 23.95 B 110/120/100 - 18 | TR6 |
| KD8808 | 16.95 B 70/100 - 19 | TR6 |
| KD8809 | 19.95 B 100/90 - 19 | TR6 |
| KD8810 | 22.95 B 110/120/90 - 19 | TR6 |
| KD8811 | 20.95 B 80/100 - 21 | TR4 |
| KD8812 | 13.95 B 250 - 12 | TR4 |
| KD8813 | 17.95 B 100/100 - 18 | TR6 |

TIRES

- accessories
- body
- handlebar & grips
- cables & levers
- exhaust
- engine
- fuel & intake
- electrical & ignition
- clutch
- drive
- bearings
- brakes
- steering & suspension
- TIRES**
- tools & shop




DIRT BIKE TIRES



MICHELIN

RECOMMENDED APPLICATIONS

|  | MOTOCROSS | | | OFF-ROAD | | | MINI MX | | | DUAL SPORT | | | | |
|---|-----------|------|--------------|----------|------|--------------|---------|------|--------------|------------|--------|---------------|--------------|--------------|
| | Sand | Soft | Intermediate | Hard | Soft | Intermediate | Hard | Soft | Intermediate | Hard | TRIALS | Desert Racing | 90% Off-Road | 50% Off-Road |
| STARCROSS® MS3 | | ■ | | | ■ | | | | | | | | | |
| STARCROSS® MH3 | | | ■ | | ■ | | | | | | | | | |
| STARCROSS® SAND 4 | ■ | | | | | | | | | | | | | |
| S12 XC™ | | ■ | ■ | ■ | | | | | | | | | | |
| M12 XC™ | | | ■ | | ■ | | | | | | | | | |
| CROSS AC10® | | | ■ | | ■ | | | | | | | | ■ | |
| STARCROSS® MS2 MINI | | | | | | | | ■ | | | | | | |
| STARCROSS® MH3 MINI | | | | | | | | | ■ | | | | | |
| DESERT™ | | | | | | | | | | | | ■ | | |
| TRIAL LIGHT™ | | | | | ■ | | | | | | ■ | | | |
| TRIAL COMPETITION™ | | | | | ■ | | | | | | ■ | | | |

- accessories
- body
- handlebar & grips
- cables & levers
- exhaust
- engine
- fuel & intake
- electrical & ignition
- clutch
- drive
- bearings
- brakes
- steering & suspension
- tires
- tools & shop

MICHELIN

STARCROSS® MS3 *Soft-Intermediate Motorcross Tire*

Developed for intermediate to soft tracks, Starcross® MS3 tires helped win six MX world championships. Starcross® MS3 tires deliver the best traction of all Michelin® motocross tires on loose dirt, thanks to their widely spaced knobs. The front Starcross®MS3 tire excels in steering precision and braking performance.

- M-Block System with scoop-like knobs that easily penetrate soft dirt
- Reinforced knobs resist wear on harder tracks
- Widely spaced knobs facilitate mud evacuation
- Visible treadwear indicator: when the 'M' disappears, Starcross® tires can be reversed on the rim
- Differential rigidity casing: Super-stiff sidewalls for high-impact shock absorption, while the flexible tread area minimizes rebound on rough tracks

| FRONT | | | |
|----------------|---------------|---------------|---|
| 80/100-21 51 M | 834118 | 121.95 | G |
| REAR | | | |
| 100/90-19 57 M | 834119 | 130.95 | G |
| 110/90-19 62 M | 834120 | 138.95 | G |



STARCROSS® MH3 *Intermediate-Hard Motorcross Tire*

Developed for hard to intermediate tracks, Starcross® MH3 tires helped win six MX2 World Championships. Sculpted side knobs help provide excellent grip in aggressive cornering, while massive central knobs resist chunking.

- Massive knobs resist chunking on hard tracks
- Side knobs help provide excellent grip at extreme lean angles
- Wide center knobs with a reinforced base for aggressive forward drive and dependable starts

| FRONT | | | |
|----------------|---------------|---------------|---|
| 80/100-21 51 M | 834121 | 121.95 | G |
| REAR | | | |
| 100/90-19 57 M | 834122 | 134.95 | G |
| 110/90-19 62 M | 834123 | 144.95 | G |



STARCROSS® SAND 4 *Sand Motorcross Tire*

The Michelin® Starcross® Sand 4 tire was developed for sandy tracks like Southwick, where conventional tires struggle for traction and cornering grip at extreme lean angles. The scoop-like knob placement of Starcross® Sand 4 tires helps provide excellent traction without digging in. Already a proven winner at the legendary Le Touquet beach race, Starcross® Sand 4 tires are available in two rear sizes for all current motocross bikes.

- Rear motocross tire specifically for use on sandy tracks
- Recommended for use with S12 XC™ or Starcross® MS3 front tires
- Scoop-like knob placement for traction in deep sand
- Widely spaced rows of knobs help evacuate sand
- Zigzag orientation of side knobs aids cornering grip
- Rubber mixture developed to perform well even in cooler temperatures
- Designed for low inflation pressure: Starcross® Sand 4 tires can be used at pressures as low as 12 psi.
- Specific knob pattern for 125's or 250 4-strokes: additional side knobs on the 100/90-19 size help minimize digging in, to avoid power loss with smaller bikes.
- Bib Mousse® fitment: Bib Mousse® M22 recommended for 100/90-19 Starcross® Sand 4 tire; Bib Mousse® M199 recommended for 110/90-19 Starcross® Sand 4 tire.

| REAR | | | |
|----------------|---------------|---------------|---|
| 100/90-19 57 M | 834124 | 134.95 | G |
| 110/90-19 62 M | 834125 | 144.95 | G |



MICHELIN

Every aspect of MICHELIN® XC-series has been designed to maximize traction. Now a new rear rubber mixture improves durability by at least 10-15% compared with previous versions. Redesigned casing construction helps improve traction, feedback and feel, and speeds warm-up time. The MICHELIN S12 XC™ tire is highly versatile and excels in a variety of terrain.

S12 XC™ Soft-Terrain Motocross / Off-Road Tire

- Reformulated rubber mixture improves durability by at least 10-15%, compared with previous MICHELIN® tires
- Improved grip compared with previous MICHELIN® tires, thanks to new rear tread compound and changes in casing design
- Redesigned tire structure incorporates an additional casing ply under the tread, which helps improve flexibility of the tread area. This in turn improves feedback, traction and warm-up time.
- Thicker sidewalls in the bead area help increase lateral rigidity, further improving feedback and performance.
- Proven, championship-winning tread designs remain unchanged from original S12™ tires
- Aggressive shoulder knob design promotes cornering stability
- Soft- to intermediate-condition tire for motocross or offroad
- Tall, narrow knobs for mud penetration
- Front knobs turned 45° for mud evacuation.



| FRONT | | | |
|------------------------|--------|--------|---|
| 90/90-21 (80/100-21) | 834126 | 121.95 | G |
| REAR | | | |
| 120/90-18 (100/100-18) | 834127 | 120.95 | G |
| 130/80-18 (110/100-18) | 834128 | 122.95 | G |
| 140/80-18 (120/90-18) | 834129 | 134.95 | G |
| 120/80-19 (100/90-19) | 834130 | 130.95 | G |
| 130/70-19 (110/90-19) | 834131 | 139.95 | G |



M12 XC™ Intermediate-Terrain Motocross / Off-Road Tire

- Reformulated rubber mixture improves durability by at least 10-15%, compared with previous MICHELIN® tires
- Improved grip compared with previous MICHELIN® tires, thanks to new rear tread compound and changes in casing design
- Redesigned tire structure incorporates an additional casing ply under the tread, which helps improve flexibility of the tread area. This in turn improves feedback, traction and warm-up time.
- Thicker sidewalls in the bead area help increase lateral rigidity, further improving feedback and performance.
- Proven, championship-winning tread designs remain unchanged from original M12™ tires
- Dependable traction and steering in mixed conditions
- Intermediate-condition tire for motocross or off-road
- Differential rigidity casing helps minimize rebound
- Widely spaced knobs shed mud quickly



| FRONT | | | |
|------------------------|--------|--------|---|
| 90/90-21 (80/100-21) | 834132 | 121.95 | G |
| REAR | | | |
| 120/90-18 (100/100-18) | 834133 | 126.95 | G |
| 130/80-18 (110/100-18) | 834134 | 132.95 | G |
| 120/80-19 (100/90-19) | 834135 | 134.95 | G |
| 130/70-19 (110/90-19) | 834136 | 145.95 | G |



- accessories
- body
- handlebar & grips
- cables & levers
- exhaust
- engine
- fuel & intake
- electrical & ignition
- clutch
- drive
- bearings
- brakes
- steering & suspension
- tools & shop

MICHELIN

CROSS AC10® Off-Road / Dual-Sport Tire

Versatile Cross AC10® tires excel in a variety of applications. Though DOT-approved for street use, Cross AC10® tires' aggressive bi-directional knob pattern makes them a great choice for recreational off-road and motocross riding.

- Tough, durable and economical
- Excellent traction on virtually any terrain
- Specially formulated rubber mix promotes impressive durability
- Resists tearing and chunking even under hard use
- Reversible tread pattern, with mirror-image knobs that help provide equal traction in both directions
- R speed rating for highway use

| FRONT | | | |
|-----------------|---------------|---------------|---|
| 80/100-21 51 R | 834137 | 124.95 | G |
| REAR | | | |
| 100/100-18 59 R | 834138 | 124.95 | G |
| 110/100-18 64 R | 834139 | 122.95 | G |
| 100/90-19 57 R | 834140 | 133.95 | G |
| 110/90-19 62 R | 834141 | 140.95 | G |



TRIAL LIGHT™ Lightweight Trials Tire

Updated casing design improves lateral stability in corners, compared with earlier MICHELIN® trials tires. New MICHELIN® Trial X Light™ rear tire is more than a pound lighter than its predecessor, reducing unsprung weight, for improved suspension response and maneuverability. Redesigned bead area increases sidewall rigidity to reduce tire movement on the rim, even at very low air pressure. New Maximized Contact Patch casing for better grip on loose surfaces and when cornering. Recommended pressures for trials use: 6 psi front, 5 psi rear.

| FRONT | | | |
|----------------|---------------|---------------|---|
| 80/100-21 51 M | 834161 | 180.95 | G |



TRIAL COMPETITION™ Off-Road Trials Competition Tire

Serious off-road riders have discovered that trials tires aren't just for trials anymore. You'll appreciate the exceptional traction and handling of Michelin® Trial Competition™ tires on practically any trail. The rear Trial Competition™ tire is available in both bias-ply and radial construction.

- MICHELIN® Trial Competition™ tires have dominated the sport, with more than 26 World Championships since 1981
- Extraordinary suppleness, grip and strength make Trial Competition™ tires the smart choice of both pros and amateurs
- Not recommended for highway use

| FRONT | | | |
|--------------|---------------|---------------|---|
| 2.75-21 45 L | 834163 | 170.95 | G |
| REAR | | | |
| 4.00R18 64 L | 834165 | 282.95 | G |



- accessories
- body
- handlebar & grips
- cables & levers
- exhaust
- engine
- fuel & intake
- electrical & ignition
- clutch
- drive
- bearings
- brakes
- steering & suspension
- tires**
- tools & shop

DUAL SPORT

< 20% DIRT | 80% ROAD >

- accessories
- body
- handlebar & grips
- cables & levers
- exhaust
- engine
- fuel & intake
- electrical & ignition
- clutch
- drive
- bearings
- brakes
- steering & suspension
- tires
- tools & shop

| SIZE | TUBE TYPE | LOAD/SPEED INDEX | MFG # | PART # | | |
|----------------|-----------|------------------|--------|--------|--------|---|
| VRM-163 | | | | | | |
| 2.75-21 | TT | 45P | M16301 | 750267 | 75.95 | G |
| 4.10-18 | TT | 59P | M16302 | 750268 | 107.95 | G |
| 90/90-21 | TL | 54S | M16303 | 750270 | 64.95 | G |



VRM-163

- Ice tire application for use with studs
- Excellent compound for long mileage
- Sidewall construction to reduce punctures
- Better weight carrying capacity

| SIZE | TUBE TYPE | LOAD/SPEED INDEX | MFG # | PART # | | |
|----------------|-----------|------------------|--------|--------|--------|---|
| VRM-193 | | | | | | |
| 2.75-21 | TT | 45P | M19301 | 750306 | 75.95 | G |
| 90/90-21 | TT | | M19303 | 750309 | 68.95 | G |
| 4.10-18 | TT | 59P | M19304 | 750307 | 97.95 | G |
| 100/90-18 | TT | 56P | M19305 | 750303 | 100.95 | G |
| 130/80-17 | TL | 65H | M19306 | 750304 | 82.95 | G |
| 130/80-17 | TT | 65P | M19307 | 750305 | 82.95 | G |



VRM-193

- Available in all popular dual sport sizes for larger bikes
- 80% road for added mileage and durability
- Strong application for gravel and fire road riding

| SIZE | TUBE TYPE | LOAD/SPEED INDEX | MFG # | PART # | | |
|----------------|-----------|------------------|--------|--------|--------|---|
| VRM-206 | | | | | | |
| 2.75-21 | TT | 45P | M20601 | 750314 | 75.95 | G |
| 3.00-21 | TT | 51P | M20602 | 750315 | 90.95 | G |
| 4.00-18 | TT | 64P | M20603 | 750316 | 103.95 | G |
| 4.10-18 | TT | 60P | M20604 | 750317 | 100.95 | G |
| 4.60-17 | TT | 62P | M20605 | 750318 | 104.95 | G |



VRM-206

- Excellent replacement tire for Suzuki DR650
- Sidewall construction for weight carrying capacity

| SIZE | PART # | | |
|---------------------|--------|------|---|
| RIM STRIPS | | | |
| 2.50/3.25-19 | 750146 | 4.95 | G |
| 2.75/3.25-21 | 750157 | 4.95 | G |
| 3.50/4.50-18 | 750186 | 4.95 | G |
| 4.50/5.10-16 | 750192 | 4.95 | G |
| 4.50/5.10-16 Offset | 750193 | 4.95 | G |
| 5.00/5.10-16 | 750200 | 3.95 | G |
| 5.00/5.10-16 Offset | 750201 | 4.95 | G |



RIM STRIPS

Rimstrips are used primarily on wire wheels, to protect the tube from sharp edges on the spoke nipples. Quality rimstrips are easily accessible and very affordable, so when you're installing new tires also order new rimstrips.

Vee Rubber

PERFORMANCE TIRES

DUAL SPORT

< 20% DIRT | 80% ROAD >

VRM-022 | 022B

| SIZE | TUBE TYPE | LOAD/SPEED INDEX | MFG # | PART # | |
|-----------------|-----------|------------------|--------|--------|----------|
| VRM 022B | | | | | |
| 4.10-18 | TT | 62R | M02201 | 750236 | 92.95 G |
| 3.50-18 | TT | 62R | M02202 | 750235 | 77.95 G |
| VRM 022 | | | | | |
| 3.00-21 | TT | 51R | M02204 | 750233 | 69.95 G |
| 2.75-21 | TT | 51R | M02205 | 750232 | 60.95 G |
| 4.00-18 | TT | 64R | M02207 | 750238 | 112.95 G |
| 2.75-18 | TT | 42R | M02209 | 750240 | 66.95 G |
| 4.60-17 | TT | 62R | M02210 | 750241 | 109.95 G |
| 3.00-17 | TT | 48R | M02212 | 750243 | 70.95 G |
| 3.00-16 | TT | 52R | M02215 | 750246 | 70.95 G |
| 2.75-14 | TT | 35P | M02216 | 750247 | 52.95 G |



- **Excellent application for older dual sport bikes**
- **Full sidewall profile**



Vee Rubber

PERFORMANCE TIRES

DUAL SPORT | FIM

< 90% DIRT | 10% ROAD >

VRM- 211

| SIZE | TUBE TYPE | LOAD/SPEED INDEX | MFG # | PART # | |
|----------------|-----------|------------------|--------|--------|----------|
| VRM 211 | | | | | |
| 110/80-19 | TT | 59R | M21103 | 750325 | 87.95 G |
| 120/90-18 | TT | 65R | M21104 | 750326 | 118.95 G |



- **Intermediate terrain application**
- **Available in 140/80-18 for larger dual sport bike application**
- **DOT approved**

VRM- 211B

| SIZE | TUBE TYPE | LOAD/SPEED INDEX | MFG # | PART # | |
|-----------------|-----------|------------------|--------|--------|----------|
| VRM 211B | | | | | |
| 140/80-18 | TT | 70R | M21101 | 750324 | 118.95 G |



- **Intermediate terrain application**
- **Available in 140/80-18 for larger dual sport bike application**
- **DOT approved**

- accessories
- body
- handlebar & grips
- cables & levers
- exhaust
- engine
- fuel & intake
- electrical & ignition
- clutch
- drive
- bearings
- brakes
- steering & suspension
- tires**
- tools & shop

MOTOCROSS

VRM-140

| SIZE | TUBE TYPE | LOAD/SPEED INDEX | MFG # | PART # | | |
|------------|-----------|------------------|--------|------------|-------|---|
| VRM-140 | | | | | | |
| | | | | *GNCC TIRE | | |
| 2.50-10 | TT | 33J | M14003 | 750254 | 23.95 | G |
| 70/100-17 | TT | 40M | M14005 | 750255 | 38.95 | G |
| 100/100-18 | TT | 59M | M14006 | 750248 | 91.95 | G |
| 110/100-18 | TT | 64M | M14007 | 750250* | 94.95 | G |
| 100/90-19 | TT | 57M | M14009 | 750249 | 93.95 | G |
| 110/90-19 | TT | 62M | M14010 | 750251* | 95.95 | G |
| 80/100-21 | TT | 51M | M14013 | 750259 | 93.95 | G |

- 4 ply rated casing material reduces unsprung weight
- Lightweight construction for motocross application
- Special, slow rebounding rubber
- Allows more contact for a longer period for better traction
- More traction on rocks and roots



VRM-229

| SIZE | TUBE TYPE | LOAD/SPEED INDEX | MFG # | PART # | | |
|------------|-----------|------------------|--------|------------|--------|---|
| VRM-229 | | | | | | |
| | | | | *GNCC TIRE | | |
| 100/90-19 | TT | 57M | M22903 | 750339 | 93.95 | G |
| 110/100-18 | TT | 64M | M22904 | 750340* | 98.95 | G |
| 100/100-18 | TT | 59M | M22905 | 750338 | 91.95 | G |
| 120/90-19 | TT | | M22906 | 750343* | 106.95 | G |
| 120/100-18 | TT | | M22907 | 750342* | 99.95 | G |
| 90/100-21 | TT | | M22908 | 750345* | 96.95 | G |

Intermedia to hard terrain design. Reinforced sidewall construction for less flex during cornering. 4 ply construction for lightweight motocross application. Innovative tread patterns for off road applications.



VRM-300F

| SIZE | TUBE TYPE | LOAD/SPEED INDEX | MFG # | PART # | | |
|------------|-----------|------------------|--------|------------|--------|---|
| VRM-300F | | | | | | |
| | | | | *GNCC TIRE | | |
| 100/90-19 | TT | 57M | M30005 | 750359 | 101.95 | G |
| 110/100-18 | TT | 64M | M30007 | 750360* | 98.95 | G |
| 120/90-19 | TT | 66M | M30009 | 750365* | 109.95 | G |
| 120/100-18 | TT | 68M | M30010 | 750364* | 100.95 | G |
| 120/90-19 | TT TACKEE | 66M | M30013 | 750366* | 122.95 | G |

- Tread patterns specifically designed for hard packed surfaces
- Exceptional traction for "blue groove" conditions
- Special, slow rebounding rubber
- Allows more contact for a longer period for better traction
- More traction on rocks and roots
- Tackee is so good it's like cheating!





Special compound for additional traction on any surface. Special tread blocks create a flat and wide footprint in most applications. Additional application for Enduro riding and Endurocross



| SIZE | TUBE TYPE | LOAD/SPEED INDEX | MFG # | PART # | |
|-----------------|-----------|------------------|--------|--------|----------|
| VRM 308F | | | | | |
| 2.50-19 | TT | 41L | M30805 | 750413 | 56.95 G |
| 2.75-21 | TT | 45L | M30801 | 750414 | 68.95 G |
| VRM 308R | | | | | |
| 4.25-R19 | TBL | 67L | M30805 | 750416 | 139.95 G |
| 4.00-R18 | TBL | 64L | M30803 | 750417 | 122.95 G |

VRM-021



| SIZE | TUBE TYPE | LOAD/SPEED INDEX | MFG # | PART # | |
|----------------|-----------|------------------|--------|--------|----------|
| VRM-021 | | | | | |
| 2.50-17 | TT | 43M | M02104 | 750225 | 42.95 G |
| 2.75-18 | TT | 48P | M02106 | 750226 | 58.95 G |
| 2.75-19 | TT | 49P | M02102 | 750227 | 58.95 G |
| 2.75-21 | TT | 50P | M02101 | 750228 | 60.95 G |
| 3.00-18 | TT | 52P | M02105 | 750229 | 67.95 G |
| 4.00-18 | TT | 64P | M02103 | 750231 | 100.95 G |



RIM STRIPS

Pkg. 10

| | | | |
|---------|-----|------|---|
| EM88799 | 19" | 6.95 | L |
| EM88791 | 21" | 6.95 | L |

| | | | |
|--------|--------------|------|---|
| 250160 | 28 x 15/15mm | 2.95 | B |
| 250161 | 32 x 16/17mm | 2.95 | B |
| 250163 | 32 x 18/19mm | 2.95 | B |
| 250164 | 22 x 20/21mm | 2.95 | B |

CAST ALUMINUM RIM LOCKS

| | | | |
|---------|-------|------|---|
| EM26060 | 1.85" | 9.95 | L |
| EM26070 | 2.15" | 9.95 | L |

EM26060



MOTORCYCLE TIRE SIZE CONVERSION CHART

| FRONT METRIC | OLD METRIC | INCH | REAR METRIC | OLD METRIC | INCH |
|--------------|------------|------------|-------------|------------|------------|
| 60/ 100 | 90/ 80 | 2.50/ 2.75 | 80/ 100 | 80/ 90 | 2.50/ 3.60 |
| 70/ 100 | 90/ 90 | 2.75/ 3.00 | 90/ 100 | 110/ 80 | 3.60/ 4.10 |
| 80/ 100 | 100/ 80 | 3.00/ 3.25 | 100/ 100 | 120/ 80 | 4.00/ 4.10 |
| | | | 110/ 100 | 130/ 80 | 4.00/ 4.50 |
| | | | 120/ 100 | 140/ 80 | 5.00/ 5.10 |

- accessories
- body
- handlebar & grips
- cables & levers
- exhaust
- engine
- fuel & intake
- electrical & ignition
- clutch
- drive
- bearings
- brakes
- steering & suspension
- tires
- tools & shop

- accessories
- body
- handlebar & grips
- cables & levers
- exhaust
- engine
- fuel & intake
- electrical & ignition
- clutch
- drive
- bearings
- brakes
- steering & suspension
- tools & shop
- TIRES

UNIVERSAL TRAINING WHEELS 50CC

Now young children can ride on ANY entry-level motorcycle with this proven universal trainer. Whether the child's bike is a Honda, Yamaha, Suzuki or any import 50cc entry-level motorcycle. The Universal training wheel system will allow for adjustability and adaptability. With this Wheels-4-Tots® product you can adjust the wheel height and mounting position for your type of riding terrain as well as rider's skill level. The Universal Trainer by Wheels-4-Tots® will give children quality seat time to develop important riding skills, while offering parents complete confidence and satisfaction.



- One training wheel unit that fits all 50cc entry-level motorcycles.
- Adjustable for different types of terrain and riders' skill level.
- Solid steel axle with CNC machined components.
- 8" pneumatic wheels with tube and 4 ply tires.
- 5/8" Sealed Ball Bearing with grease fitting for long life.
- Hardened bolts with lock nuts.
- Developed by Wheels-4-Tots, a company that educates and trains younger riders.
- Limited Life-Time Guarantee



315002 129.95 G

RACING VALVES FOR TUBELESS TIRES



- Available in 2 different sizes (8.3mm and 11.3mm) to cover most of the popular sport bike aftermarket wheel brands
- Incorporates a 90 valve angle using a bridgeport design for easy inflation access and lowers centrifugal force effects
- Fixed to the wheel using a lock nut to prevent the valve from bending or being expelled
- TUV approved
- These valve stems come in a pack of 2 and include: 2 valve stems, 2 lock nuts, o-rings, valve cores, and valve caps



| | 8.3MM | | | 11.3MM | |
|-------|--------|-------|---|--------|---------|
| BLUE | 904612 | 33.45 | G | 904616 | 33.45 G |
| GRAY | 904613 | 33.45 | G | 904617 | 33.45 G |
| BLACK | 904614 | 33.45 | G | 904618 | 33.45 G |
| RED | 904615 | 33.45 | G | 904619 | 33.45 G |
| GOLD | ----- | | | 904620 | 33.45 G |

TUBES



| SIZE | VALVE TYPE | PART # | |
|--------------------|------------|--------|---------|
| STANDARD | | | |
| 100-110/80-10 | TR4 | 750108 | 8.95 G |
| 100/80-17 | TR4 | 750104 | 11.95 G |
| 100/90-10 | TR4 | 750105 | 7.95 G |
| 110-120/90-18 | TR4 | 750115 | 13.95 G |
| 110/80-18 | TR4 | 750111 | 12.95 G |
| 110/90-12 | TR4 | 750112 | 12.95 G |
| 120-130/70-12 | TR4 | 750121 | 12.95 G |
| 120-130/90-10 | TR4 | 750122 | 10.95 G |
| 120-130/90-16 | TR4 | 750124 | 21.95 G |
| 120/130/90-16 N.R. | TR4 | 750118 | 21.95 G |
| 120/90-17 N.R. | TR4 | 750119 | 16.95 G |
| 130/70-13 | TR4 | 750126 | 13.95 G |
| 130/90-18 | TR4 | 750127 | 20.95 G |
| 130/90-19 | TR4 | 750128 | 21.95 G |
| 140/150/90-15 | TR4 | 750129 | 23.95 G |
| 2.00/2.25-14 | TR4 | 750133 | 5.95 G |
| 2.00/2.25-16 | TR4 | 750134 | 6.95 G |
| 2.00/2.25-17 | TR4 | 750135 | 6.95 G |
| 2.00/2.25-19 | TR4 | 750136 | 7.95 G |
| 2.25/2.50-17 | TR4 | 750137 | 6.95 G |
| 2.25/2.50-18 | TR4 | 750138 | 7.95 G |
| 2.50-12 | TR4 | 750147 | 6.95 G |
| 2.50/2.75-14 | TR4 | 750142 | 6.95 G |
| 2.50/2.75-16 | TR4 | 750143 | 7.95 G |
| 2.50/2.75-18 | TR4 | 750145 | 7.95 G |
| 2.75/3.00-14 | TR4 | 750151 | 7.95 G |
| 2.75/3.00-17 | TR4 | 750152 | 8.95 G |
| 2.75/3.00-18 | TR4 | 750153 | 8.95 G |
| 2.75/3.00-19 | TR4 | 750154 | 8.95 G |
| 3.00/3.25-16 | TR4 | 750169 | 8.95 G |
| 3.00/3.25-18 | TR4 | 750170 | 10.95 G |
| 3.00/3.25-19 | TR4 | 750171 | 11.95 G |
| 3.00/3.50-10 | TR4 | 750173 | 8.95 G |
| 3.25/3.50-16 | TR4 | 750177 | 8.95 G |
| 3.25/3.50-17 | TR4 | 750178 | 9.95 G |
| 3.25/3.50/4.10-19 | TR4 | 750176 | 12.95 G |
| 3.50/4.00- 8 | TR4 | 750179 | 6.95 G |
| 3.50/4.00-10 | TR4 | 750180 | 6.95 G |
| 3.50/4.00-12 | TR4 | 750182 | 11.95 G |
| 4.00/4.50/4.75-18 | TR4 | 750187 | 12.95 G |
| 4.10-14 | TR4 | 750189 | 9.95 G |
| 4.50/5.10-15 | TR4 | 750190 | 13.95 G |
| 4.50/5.10-16 | TR4 | 750191 | 15.95 G |

N.R. = NATURAL RUBBER

| SIZE | VALVE TYPE | PART # | |
|---------------------------|------------|--------|---------|
| STANDARD continued | | | |
| 500/510-16 | TR4 | 750204 | 18.95 G |
| 5.00/5.50-18 | TR4 | 750202 | 14.95 G |
| 70/90-16 | TR4 | 750207 | 7.95 G |
| 70/90-17 | TR4 | 750208 | 7.95 G |
| 70/90-18 | TR4 | 750209 | 9.95 G |
| 80/80-14 | TR4 | 750214 | 7.95 G |
| 80/80-17 | TR4 | 750215 | 8.95 G |
| 80/90-16 | TR4 | 750216 | 8.95 G |
| 80/90-17 | TR4 | 750217 | 9.95 G |
| 80/90-18 | TR4 | 750218 | 9.95 G |
| 90/100-19 | TR4 | 750220 | 11.95 G |
| 90/90-10 | TR4 | 750221 | 7.95 G |
| 90/90-16 | TR4 | 750222 | 12.95 G |
| 90/90-18 | TR4 | 750223 | 12.95 G |
| 5.00/5.10-16 | TR15 | 750197 | 17.95 G |
| 5.00/5.10-16 Offset | TR15 | 750198 | 19.95 G |
| 4.50/5.10-16 Offset | TR4 | 750194 | 16.95 G |
| 5.00/5.10-16 Offset | TR4 | 750199 | 19.95 G |
| 120-130/90-10 | TR87 | 750123 | 10.95 G |
| 170/80-15 TR87 | TR87 | 750132 | 35.95 G |
| 25/8.00-12 | TR6 | 750166 | 23.95 G |
| 3.00/3.25-12 | TR87 | 750168 | 8.95 G |
| 3.50/4.00-13 | TR87 | 750183 | 11.95 G |
| 120/130/90-16 N.R. | PV78 | 750117 | 24.95 G |
| 170/80-15 | PV78 | 750131 | 23.95 G |
| 4.50-5.10-5.50-17 N.R. | PV78 | 750195 | 18.95 G |
| 500/510-16 | PV78 | 750203 | 21.95 G |
| 22/11-9 | TR6 | 750459 | 25.95 H |
| HEAVY DUTY | | | |
| 100/100-18 N.R. | TR4 | 750102 | 21.95 G |
| 120/100-18 N.R. | TR4 | 750116 | 23.95 G |
| 120/90-19 N.R. | TR4 | 750120 | 23.95 G |
| SUPER HEAVY DUTY | | | |
| 100/100-18 N.R. | TR4 | 750103 | 35.95 G |
| 110/100-18 N.R. | TR4 | 750110 | 35.95 G |
| 110/90-19 N.R. | TR4 | 750114 | 32.95 G |
| 80/100-21 N.R. | TR4 | 750213 | 34.95 G |

- accessories
- body
- handlebar & grips
- cables & levers
- exhaust
- engine
- fuel & intake
- electrical & ignition
- clutch
- drive
- bearings
- brakes
- steering & suspension
- tires**
- tools & shop

PSYCHIC® MX COMPONENTS STAINLESS STEEL SPOKE SETS



- Complete Sets – Everything you need for one wheel
- 304 grade stainless steel meets or exceeds OEM standards
- Uniform diameter design increases spoke strength over OEM
- Chrome Plated, Includes Matching Nipples
- Interchangeable with Psychic and/or OEM Rims and Hubs

| APPLICATION | YEAR | SIZE RIM | POS. | PART # | SPECS |
|--|-------|----------|-------|-----------------------|---|
| HONDA | | | | | |
| XR250/600/650R | 89-08 | 18" | Rear | 120759 64.95 L | FOR 18" RIM. INNER SPOKE 224MM X 3.5MM=18PCS, THREAD LENGTH: 14MM. NIPPLE:20MMX7.3MM=36PCS. OUTER SPOKE 220MMX3.5MM = 18PCS,THREAD LENGTH:14MM. |
| CRF250/450X | 02-11 | 18" | Rear | 120774 68.95 L | FOR 18" RIM. SPOKE 198MM X 4MM = 32PCS. THREAD LENGTH: 6MM. NIPPLE: 20MM X 8MM = 32PCS. |
| CR125/250R / CRF250/450R** | 89-11 | 18" | Rear | 120774 68.95 L | FOR 18" RIM. SPOKE 198MM X 4MM = 32PCS. THREAD LENGTH: 16MM. NIPPLE 20MM X 8MM = 32PCS. |
| CR125/250R / CRF250/450R | 89-11 | 19" | Rear | 120760 62.95 L | FOR 19" RIM. INNER SPOKE 210MM X 4MM=16PCS, THREAD LENGTH: 17MM. NIPPLE: 20MMX7.3MM=32PCS. OUTER SPOKE 206MMX4MM=16PCS,THREAD LENGTH:17MM. |
| CR125/250R CRF250/450R/X | 95-11 | 21" | Front | 120761 65.95 L | FOR 21" RIM. LENGTH: 240MM X 3.5MM=36PCS, THREAD LENGTH: 14MM. NIPPLE LENGTH: 20MM X 7.3MM = 36PCS. |
| XR250/400/600/650R | 89-10 | 21" | Front | 120775 64.95 L | FOR 21" RIM. SPOKE 249MM X 3.5MM = 36PCS. THREAD LENGTH: 15MM. NIPPLE 20MM X 8MM = 36PCS. |
| NOTE: ** Stock 19" rim will need to be replaced with corresponding 18" PSYCHIC Rim | | | | | |
| KAWASAKI | | | | | |
| KX125/250F/ 250/450F | 99-11 | 19" | Rear | 120762 74.95 L | FOR 19" RIM. INNER SPOKE: 202MM X 4MM= 27PCS, THREAD LENGTH: 17MM. NIPPLE: 20MMX8MM=36PCS. OUTER SPOKE: 205MM X 4MM=9PCS, THREAD LENGTH: 17MM. |
| KX125/250 | 99-08 | 21" | Front | 120763 65.95 L | FOR 21" RIM. SPOKE LENGTH: 228MM X 3.5MM = 36PCS. SPOKE THREAD LENGTH: 17MM. NIPPLE 20MM X 8MM = 36PCS. |
| KX250F | 04-05 | 21" | Front | 120763 65.95 L | FOR 21" RIM. SPOKE LENGTH: 228MM X 3.5MM = 36PCS. SPOKE THREAD LENGTH: 17MM. NIPPLE 20MM X 8MM = 36PCS. |
| KX250/450F / KLX450X | 06-11 | 21" | Front | 120764 63.94 L | FOR 21" RIM. SPOKE: 227MM X 3.5MM= 36PCS, THREAD LENGTH: 14MM. NIPPLE: 20MM X 7.2MM =36PCS. |
| KTM | | | | | |
| All SX | 98-11 | 19" | Rear | 120765 74.95 L | FOR 19" RIM. SPOKE 207MM X 4MM = 36PCS, THREAD LENGTH: 17MM. NIPPLE: 20MM X 8MM = 36PCS. |
| All SX/EXC/MXC/XC | 98-11 | 21" | Front | 120766 72.95 L | FOR 21" RIM. SPOKE: 226MM X 4MM= 36PCS, THREAD LENGTH: 17MM. NIPPLE LENGTH: 20MM X 8MM= 36PCS. |
| SUZUKI | | | | | |
| RM125/250 | 86-09 | 19" | Rear | 120767 72.95 L | FOR 19" RIM. SPOKE 202MM X 4MM= 36PCS, THREAD LENGTH: 17MM. NIPPLE 20MM X 8MM = 36PCS. |
| RM125/250 | 86-09 | 21" | Front | 120768 63.95 L | FOR 21" RIM. SPOKE 227MM X 3.5MM = 36PCS, THREAD LENGTH: 15MM. NIPPLE 20MM X 8MM = 36PCS. |
| RMZ250 | 04-06 | 19" | Rear | 120762 74.95 L | FOR 19" RIM. INNER SPOKE: 202MM X 4MM= 27PCS, THREAD LENGTH: 17MM. NIPPLE: 20MMX8MM=36PCS. OUTER SPOKE: 205MM X 4MM=9PCS, THREAD LENGTH: 17MM. |
| RMZ250 | 04-06 | 21" | Front | 120763 65.95 L | FOR 21" RIM. SPOKE LENGTH: 228MM X 3.5MM = 36PCS. SPOKE THREAD LENGTH: 17MM. NIPPLE 20MM X 8MM = 36PCS. |
| RMZ250 | 07-11 | 19" | Rear | 120769 69.95 L | FOR 19" RIM. INNER SPOKE: 207MM X 4MM= 18PCS. THREAD LENGTH: 17MM. NIPPLE: 20MMX8MM=36PCS. OUTER SPOKE: 205MMX4MM=18PCS.THREAD LENGTH: 17MM. |
| RMZ250 | 07-11 | 21" | Front | 120770 64.95 L | FOR 21" RIM. SPOKE 231MM X 3.5MM = 36PCS, THREAD LENGTH: 15MM. NIPPLE: 20MM X 8MM = 36PCS. |
| RMZ450 | 07-11 | 19" | Rear | 120769 69.95 L | FOR 19" RIM. INNER SPOKE: 207MM X 4MM= 18PCS. THREAD LENGTH: 17MM. NIPPLE: 20MMX8MM=36PCS, OUTER SPOKE: 205MMX4MM=18PCS.THREAD LENGTH: 17MM. |
| RMZ450 | 05-11 | 21" | Front | 120770 64.95 L | FOR 21" RIM. SPOKE 231MM X 3.5MM = 36PCS, THREAD LENGTH: 15MM. NIPPLE: 20MM X 8MM = 36PCS. |
| YAMAHA | | | | | |
| All YZ/YZF**/W | 99-11 | 18" | Rear | 120771 68.95 L | FOR 18" RIM. INNER SPOKE:192MM X 4MM=18PCS. THREAD LENGTH: 16MM. NIPPLE: 20MM X8MM=36PCS. OUTER SPOKE: 190MMX4MM=18PCS.THREAD LENGTH: 16MM. |
| All YZ/YZF | 99-11 | 19" | Rear | 120772 66.95 L | FOR 19" RIM. INNER SPOKE: 208MM X 4MM= 18PCS, THREAD LENGTH: 17MM. NIPPLE: 20MMX8MM=36PCS. OUTER SPOKE: 205MMX4MM=18PCS.THREAD LENGTH: 17MM. |
| All YZ/YZF/WR | 02-11 | 21" | Front | 120773 63.95 L | FOR 21" RIM. SPOKE 228MM X 3.5MM = 36PCS. THREAD LENGTH: 15MM. NIPPLE: 20MM X 8MM = 36PCS |
| NOTE: ** Stock 19" rim will need to be replaced with corresponding 18" PSYCHIC Rim | | | | | |

BRONCO TIRE INFLATOR KIT

- Kit Includes:
- 6 Tire Plugs
 - 1 Probe
 - 1 T-handle Tool
 - 3 16 Gr. oz. Cartridges
 - 1 Regulator
 - 1 Black Carrying Bag



62-12058 23.95 L

ATV TIRE GAUGE 0-8 PSI



Pocket size (2 1/2") low pressure tire gauge. Marked in 1/2 lb. increments, accurately measures tire pressure up to 8 lbs.

EM68508 3.95 L

ATV TIRE GAUGE 1-20 PSI



Marked in 1/2 lb. increments and graduated from 1-20 lbs. Has a four sided calibrated bar provided with an air release and an offset chuck.

EM68520 4.95 L

WHEEL CHOCK

- 11"
- Sold each

266047 27.95 G



QUICK RELEASE KITS

Designed to be securely mounted to the floor and provide a quick and easy way to install and remove your wheel chocks. The floor bracket is constructed of 10ga steel and has a tough and durable powder coat finish. The wheel chock, itself, locks in place with 5/16" grade 5 carriage bolts.

AE3342 41.95 B



- accessories
- body
- handlebar & grips
- cables & levers
- exhaust
- engine
- fuel & intake
- electrical & ignition
- clutch
- drive
- bearings
- brakes
- steering & suspension
- tires**
- tools & shop

- accessories
- body
- handlebar & grips
- cables & levers
- exhaust
- engine
- fuel & intake
- electrical & ignition
- clutch
- drive
- bearings
- brakes
- steering & suspension
- tires
- tools & shop

IMPORTANT NOTICE After installing Ride-On TPS Motorcycle Formula sealant into your tires you may notice a slight vibration until the sealant has warmed up and distributed evenly in your tires. This process usually takes 2 to 5 miles. Please DO NOT attempt to rebalance tires after the installation of Ride-On TPS Motorcycle Formula. Ride-On TPS is a balancing compound. Ride-On TPS will act as a balancer and will result in erroneous readings from a dynamic spin balancer that does not compensate for tire deflection, weight of the bike, brakes, or other suspension components. Ride-On is TPMS friendly, however it is not recommended for use in 2009, 2010, and 2012 Honda Gold Wings as their TPMS Sensors are not hermetically sealed.



TPS TIRE BALANCER AND SEALANT



| DESCRIPTION | PART # | | |
|---------------------------|--------|--------|----|
| MOTORCYCLE FORMULA | | | |
| 8 oz. (12 per case) | 650274 | 14.95 | L |
| 5 Gallon Pail | 650272 | 606.95 | G |
| Pump For 5 Gallon Pail | 650273 | 174.95 | AE |
| ATV/UTV FORMULA | | | |
| 32 oz. (12 per case) | 650275 | 17.95 | G |
| 5 Gallon Pail | 650276 | 305.95 | G |

BALANCE With one installation of Ride-On, lead weights become a thing of the past. While Ride-On works in conjunction with traditional weights, you won't need them anymore. Ride-On is specially formulated to hydrodynamically balance high-speed tires and dampen road noise and vibrations that cause a rough ride. The great thing is Ride-On will continue to adjust and literally rebalance your tires as you ride for the legal life of the tires. So go ahead, pop off those wheel weights, shine your wheels, and enjoy the smoothest ride you have ever experienced on your bike.

SAFETY FIRST With Ride-On TPS tire sealant, your tire literally fixes itself! If your tire is punctured, the centrifugal force of the rotating tire and the internal air pressure force Ride-On into the hole, sealing it virtually instantly. Since it helps eliminate porosity leaks that cause tires to deflate over time, your tires stay properly inflated, last longer, your bike handles better and gets more miles per gallon.

WORKS IN TUBE AND TUBELESS TIRES Ride-On TPS eliminates 85-95% of flats in tubeless tires from objects up to 1/4" (1/8" for tube tires) that penetrate the contact patch of the tire. Since puncturing objects often tear tubes, Ride-On's efficiency in tube tires is reduced to 55-65%. If the puncturing object remains in the tire, it is vital to remove it as soon as possible to prevent further injury to the tire or tube. Our company takes the position that any repair in a motorcycle tire should be treated as temporary.



LED SMART CAPS

| DESCRIPTION | PART # | | |
|---|--------|-------|---|
| LED SMART CAPS | | | |
| LED Smart Cap (2 Pack) | 650277 | 34.95 | B |
| LED Smart Cap Small Display w/Wired Cap | 650278 | 23.95 | B |

The LED Smart Cap Tire Pressure Monitor (TPMS) valve cap is a must for people that want to make sure that their tires are properly inflated. Once installed the LED Smart Cap TPMS valve cap will alert you if the tire pressure drops by a setpoint pressure. The Light Vehicle version of the Smart Cap Tire Pressure Monitor system is available for automobiles, SUVs, light trucks, vans, motorcycles, scooters, trailers, ATVs, etc. with a pressure range of 10 to 70 psi and a low pressure warning trigger of 4 psi (with a +/- 10% accuracy).

- Easy to Install - Simply screw valve caps onto tire valve stems.
- Bright blinking LED light that is visible in daylight and night time
- Self-Calibrating - Automatically calibrates to pressure the tire was set at when the cap was installed. The same valve can be used with tires from 10 psi to 70 psi (Auto and Motorcycle Version with a 4 psi pressure drop alarm) or 30 to 170 psi for commercial version (available in 4 psi or 8 psi pressure drop alarm)
- Automatically compensates for ambient temperature changes to avoid false alarms.
- Comes with integrated anti-theft device.
- Long lasting low pressure alert - blinking red light alerts of low pressure for 750 hours (more than a month).
- Low battery alarm - the led valve cap will blink yellow for up to 100 hours to alert you that the batteries are running low.
- Long Lasting 3 year battery shelf life.
- Great compliment to Ride-On TPS filled tires - 100% compatible and now you can be alerted of a slow leak.
- Proper tire inflation pressure helps extend tire life.
- Proper tire inflation pressure helps optimize fuel economy and save up to 3% in fuel.
- Available in 2 and 4 pack blister Packaging, as well individual and bulk packaging.



TREAD DOCTOR™

Tread Doctor Knobby Cutting Tool™ New Traction on Worn Tires!

Lightweight heated tool cuts new edges into your dull worn out knobby tires. Refresh your front or rear tire before installing a new one. Extends the life of your tire.

Tread Doctor™ uses a specially designed heated carbide cutting blade to trim your knobby tires. This easy do it yourself tool gives you new traction for every ride! With a little practice you can cut the minimal amount of rubber off each time to get a new edge thus extending the life our your tires. Get More Traction For Every Ride!

- Heated Carbide Cutting Tool for Any Knobby Tire
- Use for Motocross, Trail, ATV/UTV, Enduro and Racing
- Use Tread Doctor™ to cut tires for different conditions.
- Unit Includes ON/Off Switch and Holding Stand
- Easily Pays for itself with Just One Tire.
- 100W 120V 50/60Hz
- CE and ROHS Certified tire cutting knife.
- All components used exceed industry standard for durability and enhanced functionality.
- Made For Enthusiasts by Enthusiasts.



315001 59.95 L

ORIGINAL GOLD SCREWS

| | | | | |
|--------|-------|---|-----------|-------|
| OGS12 | 23.95 | B | Pkg. 250 | 1/2" |
| OGS34 | 27.95 | B | Pkg. 250 | 3/4" |
| OGS100 | 28.95 | B | Pkg. 250 | 1" |
| 534000 | 23.95 | B | Pkg. 250 | 7/16" |
| 534001 | 25.95 | B | Pkg. 250 | 5/8" |
| 534002 | 68.95 | B | Pkg. 1000 | 7/16" |
| 534003 | 68.95 | B | Pkg. 1000 | 1/2" |
| 534004 | 79.95 | B | Pkg. 1000 | 5/8" |
| 534005 | 84.95 | B | Pkg. 1000 | 3/4" |
| 534006 | 88.95 | B | Pkg. 1000 | 1" |



- Deep V-head design for the serious racer
- Large shank with coarse threads helps prevent screws from pulling out
- Heat-treated for long, sharp head life
- Gold coarse thread screws are designed to decrease pull-out from tires
- Sold in 250 or 1000-piece bags in four lengths
- 1/4" head diameter
- Made in the U.S.A., AMA approved

PRO GOLD SCREWS

| | | | | |
|--------|-------|---|----------|--------|
| 534007 | 42.95 | B | Pkg. 250 | 1-1/4" |
| 534008 | 48.95 | B | Pkg. 250 | 1-1/2" |
| 534009 | 69.95 | B | Pkg. 500 | 1-1/4" |
| 534010 | 76.95 | B | Pkg. 500 | 1-1/2" |



- Deep V-head design for the serious racer
- Large shank with coarse threads helps prevent screws from pulling out
- Heat-treated for long, sharp head life
- Black fine thread screws are designed for better indexing in the tires
- Sold in 250 or 500-piece bags in two lengths
- 1/4" head diameter
- Made in the U.S.A., AMA approved

ERGO SPOKE WRENCHES

- 6 piece spoke wrench set includes convenient storage pouch
- Unique combination wrench design has 3-sided open end and semi-closed end
- Use open end for quick adjustment of spoke nipples and semi-closed end for those hard to turn nipples that require more torque
- Specially designed ergonomic handle allows larger turning radius and excellent grip and feel
- Polished finish with laser engraved logo and size markings
- Limited lifetime warranty
- Patent pending

| DESCRIPTION | PART # | | |
|-------------|--------|-------|---|
| 5.0 mm | 143836 | 10.99 | E |
| 6.0 mm | 143837 | 10.99 | E |
| 6.3 mm | 143838 | 10.99 | E |
| 6.5 mm | 143839 | 10.99 | E |
| 6.8 mm | 143840 | 10.99 | E |
| 7.0 mm | 143841 | 10.99 | E |
| Set of 6 | 143842 | 64.99 | E |




PRO SERIES TIRE SEALANT

- Protect your tires with the industry-leading tire sealant!
- Seals punctures up to 1/2" in the tread.
- Seals punctures up to 1/4" in the sidewall.



254070 16.95 B



- accessories
- body
- handlebar & grips
- cables & levers
- exhaust
- engine
- fuel & intake
- electrical & ignition
- clutch
- drive
- bearings
- brakes
- steering & suspension
- tires
- tools & shop

- accessories
- body
- handlebar & grips
- cables & levers
- exhaust
- engine
- fuel & intake
- electrical & ignition
- clutch
- drive
- bearings
- brakes
- steering & suspension
- tires**
- tools & shop



MOTION PRO 11 INCH TIRE LEVER

- Cold forged steel
- 11 inch size
- Provides excellent leverage



| | | | |
|--------|--------------|-------|---|
| 678005 | Sold Each | 5.50 | E |
| 678006 | Package of 2 | 10.99 | E |

MOTION PRO 16 INCH PRE-CURVED TIRE IRON

- Cold forged steel
- 16 inch long double-compound-curved tire iron
- Sold individually



| | | |
|---------|-------|---|
| 6780007 | 15.99 | E |
|---------|-------|---|

SPOON TYPE TIRE IRON

- Curved end fits securely in the hand
- Hard nickel pewter finish
- 10 inches long and weighs 7.1 oz.
- Width at spoon is 25mm
- Recommended by top tire changers



| | | |
|--------|-------|---|
| 142084 | 15.99 | E |
|--------|-------|---|

SPOON TYPE TIRE IRON SET OF 2

- Curved end fits securely in the hand
- Hard nickel pewter finish
- Each lever is 10 inches long and weighs 7.1 ounces
- Width at spoon is 25 mm
- Includes a handy vinyl carrying pouch



| | | |
|--------|-------|---|
| 142320 | 29.99 | E |
|--------|-------|---|

TIRE IRON SET 8 IN, 11 IN, 16 IN

- Includes one 8 1/2 inch tire iron, one 11 inch tire iron and one 16 inch double compound curved tire iron



| | | |
|--------|-------|---|
| 142047 | 24.50 | E |
|--------|-------|---|

ROTOR AND SPROCKET HOLDER

- Keeps flywheels, rotors and sprockets from rotating during removal and installation
- Holds sprockets and rotors with holes center to center at a minimum distance of 13mm and a maximum distance of 230mm
- Features 5 and 9mm pins
- Adjustable stop-screw keeps tool open at set distance



| | | |
|--------|-------|---|
| 142205 | 36.99 | E |
|--------|-------|---|

RIM PROTECTORS

- Protects your wheel from scratches and dings caused by tire changing tools
- Retrieval cords are included for easy use
- Made with new and improved nylon material that is tougher, stronger, and more flexible



| | | |
|--------|------|---|
| 142276 | 8.99 | E |
|--------|------|---|



WHEEL WEIGHTS

**Nickel Plated Finish,
18 oz Pack,
72 1/4 oz Segments**

- Shiny nickel plated finish is perfect for chrome wheels
- Made from steel, lead free
- Adhesive backed steel wheel weights
- 72 1/4oz (7g) segments
- 12 strips with 6 segments per strip
- Adhesive will work on spoked or cast wheels
- Ideal size for motorcycle use
- 20.4mm x 12.5mm, horizontal orientation



143472 9.99 G

**Nickel Plated Finish,
90 oz box**

- Shiny nickel plated finish is perfect for chrome wheels
- Made from steel, lead free
- Adhesive backed steel wheel weights
- 360 1/4oz (7g) segments
- 30 strips with 12 segments per strip
- Adhesive will work on spoked or cast wheels
- Ideal size for motorcycle use
- 20.4mm x 12.5mm, horizontal orientation



143458 48.99 G

**Steel, Silver,
90 oz Box**

- Made from steel, Lead Free
- Adhesive backed steel wheel weights
- Silver powder coat finish
- 360 1/4oz (7g) segments
- 30 Strips / 12 segments per strip
- Adhesive will work on spoked or cast wheels
- Ideal size for motorcycle use
- 18.1mm x 13.1mm, vertical orientation



142359 24.99 G

**Steel, Black,
90 oz Box**

- Made from steel, Lead Free
- Adhesive backed steel wheel weights
- Black powder coat finish
- 360 1/4oz (7g) segments
- 30 Strips / 12 segments per strip
- Adhesive will work on spoked or cast wheels
- Ideal size for motorcycle use
- 20.6mm x 13.3mm, horizontal orientation



142360 24.99 G

**Steel, Silver, 18 oz Pack,
72 1/4 oz Segments**

- Made from steel, Lead Free
- Adhesive backed steel wheel weights
- Silver powder coat finish
- 72 1/4oz (7g) weights
- Six strips with twelve 1/4oz (7g) segments per strip
- Adhesive will work on spoked or cast wheels
- 18.1mm x 13.1mm, vertical orientation



142361 4.99 G

**Steel, Black, 18 oz Pack,
72 1/4 oz Segments**

- Made from steel, Lead Free
- Adhesive backed steel wheel weights
- Black powder coat finish
- 72 1/4oz (7g) weights
- Twelve strips with 6 1/4oz (7g) segments per strip
- Adhesive will work on spoked or cast wheels
- 20.6mm x 13.3mm, horizontal orientation



142362 4.99 G

- accessories
- body
- handlebar & grips
- cables & levers
- exhaust
- engine
- fuel & intake
- electrical & ignition
- clutch
- drive
- bearings
- brakes
- steering & suspension
- tires**
- tools & shop

- accessories
- body
- handlebar & grips
- cables & levers
- exhaust
- engine
- fuel & intake
- electrical & ignition
- clutch
- drive
- bearings
- brakes
- steering & suspension
- tires
- tools & shop



MOTION PRO BEAD BUDDY II



- New and improved design of the original Bead Buddy
- Durable 6061 aluminum construction with blue anodized finish and laser engraved logo
- A must for installing Bib Mousse tubes
- Used to push the tire bead down into the drop center of the rim on off-road wheels while using tire tools to change tires
- Hooks over spoke and pushes bead down on opposite side of tire from tire irons
- No more fighting to keep bead down while installing off-road tires
- Patent pending

6780471 14.99 E

MOTION PRO BEAD POPPER



- Designed for breaking the bead on road and off-road motorcycle tires
- Great for the shop, trail or on the road
- Compact and lightweight (only 3.7 oz) stores easily in your emergency tool pack or tool box
- Can be used with the wheel on or off the motorcycle
- Will not scratch the wheel
- Easier and more convenient than press or lever tools
- Made of a durable, high-impact plastic
- Not for use on ATV tires
- Made in the U.S.A.

6780439 19.99 E

MOTION PRO SPOKE WRENCH

- Chrome-vanadium tool steel with a hard nickel pewter finish
- Square-end openings which grip the spoke nipple on all four sides
- Offset slotted ends make it easy and quick to use



| | | | |
|----------------|-------------|--------------|---|
| 6780296 | 5.0 / 7.0mm | 14.99 | E |
| 6780133 | 6.0 / 6.3mm | 14.99 | E |
| 6780157 | 6.5 / 6.8mm | 14.99 | E |

MOTION PRO LITELOC RIM LOCK WITH ALUMINUM NUT AND BEVELED WASHER

- One piece molded design made from special high-strength nylon composite material
- Super light and impact resistant
- Includes the new Motion Pro aluminum LiteLoc rim lock nut and beveled washer
- Weighs only 35 grams (1.2 oz)
- Unique contoured shape protects inner tube from abrasion and reduces heat
- Unique angled and tapered ribs locks tire securely to rim
- Tested 10 to 20 percent stronger than cast aluminum rim locks and only half the weight
- Patented design



| | | | |
|-----------------|-----------|--------------|---|
| 67110058 | 1.60/1.40 | 14.99 | E |
| 142497 | 1.85 | 7.50 | A |
| 67110060 | 2.15 | 15.99 | E |
| 142502 | 2.50 | 9.99 | E |

LITELOC RIM LOCK NUTS WITH BEVELED WASHERS 12MM (PAIR)

- Titanium finish with laser engraved logo looks great on any color rim
- Made from 6061-T6 aluminum for optimal lightness and durability
- 12 mm Hex Head
- Beveled washer protects rim and provides secure fit
- Extra length makes removal and installation quick and easy
- Fits standard rim locks with 8mm x 1.25mm bolt
- Sold as set of 2 nuts and 2 beveled washers



142506 13.99 E

LITELOC RIM LOCK NUTS WITH BEVELED WASHERS 13MM (PAIR)

- Gloss black finish with laser engraved logo looks great on any color rim
- Made from 6061-T6 aluminum for optimal lightness and durability
- 13 mm hex head for KTM and Husqvarna
- Beveled washer protects rim and provides secure fit
- Extra length makes removal and installation quick and easy
- Fits standard rim locks with 8mm x 1.25mm bolt
- Sold as set of 2 nuts and 2 beveled washers



143496 16.99 E

TOOLS & SHOP



- accessories
- body
- handlebar & grips
- cables & levers
- exhaust
- engine
- fuel & intake
- electrical & ignition
- clutch
- drive
- bearings
- brakes
- steering & suspension
- tires
- tools & shop



K&L DIRT BIKE LIFT

Our MC475 lets you do one-armed push-ups. The unique deck cutout helps you perform fluid changes as well as routine maintenance. A single arm is provided for leverage, after the bike is raised, it is easily removed to increase access around the lift. Stop putting your foot down, the 475 is here!

- 11" minimum height
- 17.5" maximum raised height
- Deck is 11" x 15", with 6" x 5" cutout
- 400 lb max weight rating



MC475 Dirt Bike Lift **723303 188.95 B**

K&L MC35 SINGLE SIDED SWINGARM STAND



Introducing the latest rear wheel stand from K&L Supply. This single sided swingarm stand has the same quality features that are found in our other rear wheel stands. This swingarm stand can be used on either left or right side wheel applications by adjusting the set screws, where as other stands can only be used on one side. The wheel pins must be purchased separately.

Ducati LH Side Wheel Pin (All Models) **723104 33.95 ea G**
 Ducati RH Side Wheel Pin (All Models) **723103 33.95 ea G**

K&L MC35 Single Sided Swingarm Stand
723782 171.95 G



LOW RIDING RAMP



Raises front or rear wheel 3", giving proper height clearance when lifting any lowered motorcycle up onto floor style lifts.

Low Riding Ramp With Built-In Handle
723097 84.95 G



K&L MC40 UNIVERSAL FRONT WHEEL STAND

The MC40 heavy duty front end stand from K&L Supply features a pendulum type design which keeps the adapters in place every time you use it. Handle is removable and the adapters are adjustable from side to side for a more universal fit.

K&L MC40 Universal Front Wheel Stand
723784 221.95 G



K&L MC45 UNIVERSAL SWINGARM STAND

Our MC45 heavy duty universal swingarm stand comes with fully adjustable adapters, and accommodates both spool and swingarm designs. The MC45 gives great stability in use; the removable handle allows freedom of movement after the bike is raised.

K&L MC45 Universal Swingarm Stand
723751 201.95 G

TMV CHAINBREAKER HEAVY DUTY



631543 22.95 B

TMV SPOKE WRENCH 6 IN 1

Spoke wrench to fit all size standard spokes



631538 9.95 A

TMV T-WRENCH SET

T-handle set includes:

- 8mm
- 10mm
- 12mm
- 14mm
- 17mm



631535 32.95 B

TMV TIRE LEVER 400MM

Tire changing lever



631539 16.95 B

TMV SAFETY WIRE PLIERS

- Safety wire pliers
- Easily secure grips with this handy tool



631536 16.95 B

TMV TIRE BEAD TOOL

Perfect tool for compressing tire bead during tire changing



631541 14.95 B

TMV STAINLESS STEEL SAFETY WIRE

- Roll of safety wire
- For use with 631536 safety wire pliers
- Easily secure your grips in place



631537 21.95 B

TMV TIRE PRESSURE GAUGE GRAY

Tire pressure gauge



631542 11.95 B

accessories

body

handlebar
& grips

cables &
levers

exhaust

engine

fuel &
intake

electrical
& ignition

clutch

drive

bearings

brakes

steering &
suspension

tires

tools &
shop

TOOLS & SHOP

| |
|-----------------------|
| accessories |
| body |
| handlebar & grips |
| cables & levers |
| exhaust |
| engine |
| fuel & intake |
| electrical & ignition |
| clutch |
| drive |
| bearings |
| brakes |
| steering & suspension |
| tires |
| tools & shop |

T6™ SUPER LIGHT CHAIN TOOL

- For breaking 520 to 530 chain
- For pressing on and off 520 and some 525 clip type master link side plates
- Includes 1/4 in. drive adapter for turning sockets
- Light weight, 6 oz. including press plates and handle (8 oz. with pouch)
- Will push link pin completely through link/side plate
- Handle detaches for easy storage. To reduce the weight even more an MP Tool (part# 08-0161), 8 mm combination wrench or 8mm socket with extension can be used as the handle
- Custom pouch holds tool securely and includes pocket for extra chain or master links and a large accessory pocket
- Body forged from high-strength 4130 chrome-moly
- Body bolt and extractor bolt manufactured from billet high-strength 7075 T6 Aluminum
- Replaceable pin is heat treated for strength and wear resistance
- Press plates manufactured from light weight 6061 T-6 aluminum
- Perfect addition for tool packs
- For use on clip type master links with press fit side plates only
- This tool does not rivet master link pins



CAN BE CONVERTED INTO A FUNCTIONAL 1/4 IN. DRIVER

142277 78.99 E

JUMBO CHAIN TOOL

- Designed to break roller chain up to 630 (Fits all standard & O-ring chain sizes 520 to 630)
- Designed to rivet chain up to 530 (not 630)
- Master link side plate press kit included to press on side plates on chains up to 530 (not 630)
- Screws & attachments are heat treated for strength and durability
- The extractor pin is precisely guided by a removable guide, ensuring long pin life
- May be bolted to a work bench, supported in a vise or held by handle
- When bolted to a solid surface, air or electric wrenches may be used to break chain
- Recommended for heavy-duty use
- For riveting hollow nose master links
- Requires 08-0142 Quad Stake Rivet Kit (not included) to rivet soft-nose type master link pin tip



678135 139.99 E

QUAD STAKE RIVET KIT

- This accessory for the part #678135 Jumbo Chain Tool will safely and properlypeen soft-nose-type master link pin tip
- Specifically designed for use in the Jumbo Chain Tool (shown above)
- Retain that factory quad stake look
- Not for use with hollow nose type master links



678142 22.99 E

MASTER LINK PLIERS

- Designed to simplify installation and removal of clip-type master links
- One tip is shorter and notched to be placed on the pin which allows the longer end to push the clip



142165 19.99 E

MOTION PRO PROFESSIONAL TIRE PRESSURE GAUGES

- Custom gauge faces in Motion Pro signature blue and black
- High quality liquid filled 2.5 in. dial gauge with bleeder vent at top
- Custom protective boot with vent hole access
- Accurate to plus/minus 1.5 percent of maximum gauge reading
- Anodized 6061-T6 body with pressure relief valve
- High pressure hose with dual swivels and brass ball type air chuck



| DESCRIPTION | PART # | | |
|-------------------------|--------|-------|---|
| 0-30 psi, MX & Off-Road | 142193 | 96.99 | E |
| 0-60 psi, Street | 142316 | 96.99 | E |

BEADPRO™ Tire Bead Breaker and Lever Tool Set

- Innovative multi-use tire tool set
- Breaks the bead on most street and off road motorcycle tires
- Integrated tire spoons for tire removal and installation
- Lightweight and compact size is perfect for tool packs
- Forged 7075-T6 aluminum construction for strength and durability
- Black anodized finish
- Patent pending



143834 64.99 D

BEADPRO™ FS (Forged Steel)

Tire Bead Breaker and Lever Tool Set

- 16 inches long handles makes removing and installing tires a breeze
- Chrome vanadium forged steel construction for heavy duty shop use
- Durable black oxide finish
- Patent pending



144155 54.99 D

T6™ TRAIL BEAD BUDDY®

- No more fighting to keep the bead down while installing or repairing your off-road tires
- Holds the tire bead down in the drop center of the rim during tire changes
- Machined from tough 6000 series aluminum with blue anodized finish and laser engraved logo
- Light weight and compact enough for any tool pack
- Delrin® securing thumb screw keeps rims scar free
- NOT recommended for use with Bib Mousse tube



142304 8.99 E

LITELOC™ RIM LOCK NUT WITH BEVELED WASHER KIT

- Made from 6061-T6 aluminum for optimal lightness and durability
- Available in 12 mm for Japanese brands and 13 mm for European brands
- Beveled washer protects rim and provides secure fit
- Extra length makes removal and installation quick and easy
- Fits standard rim locks with 8 mm x 1.25 mm bolt
- Sold in sets of 2
- Includes 2 nuts and 2 beveled washers



| DESCRIPTION | PART # | | |
|---------------------------------|--------|-------|---|
| 12 mm, Titanium Anodized Finish | 142506 | 13.99 | E |
| 13 mm, Black Anodized Finish | 143496 | 16.99 | E |

LITELOC™ RIM LOCK WITH ALUMINUM NUT & BEVELED WASHER

- One-piece molded design made of proprietary high-strength material
- Super light and impact resistant
- Includes the new Motion Pro aluminum LiteLoc rim lock nut and beveled washer
- Unique contoured shape protects inner tube from abrasion and reduces heat
- Unique angled and tapered ribs lock tire securely to rim
- Tested 10-20% stronger than cast aluminum rim locks and only half the weight
- Patented

| DESCRIPTION | PART # | | |
|---------------------|----------|-------|---|
| 1.40/1.60, 35 grams | 67110058 | 14.99 | E |
| 1.85, 33 grams | 143485 | 15.99 | E |
| 2.15, 68 grams | 67110060 | 15.99 | E |



- accessories
- body
- handlebar & grips
- cables & levers
- exhaust
- engine
- fuel & intake
- electrical & ignition
- clutch
- drive
- bearings
- brakes
- steering & suspension
- tires

tools & shop

TOOLS & SHOP

- accessories
- body
- handlebar & grips
- cables & levers
- exhaust
- engine
- fuel & intake
- electrical & ignition
- clutch
- drive
- bearings
- brakes
- steering & suspension
- tires
- tools & shop

T6™ COMBO LEVER SETS

- Tire spoon with axle nut hex wrench and tire spoon hex wrench for rim lock nut
- All sets include a unique stepped 12mm/13mm hex box end for use with rim locks
- Made from lightweight forged 7075 T-6 aluminum
- Hard anodized finish
- Under 10 inches in length and weigh only 3.5 oz
- Hex ends for axle nuts are rated for a maximum torque of 90 ft-lbs.

| DESCRIPTION | PART # | PRICE | WARRANTY |
|-------------|--------|-------|----------|
| 22 mm Set | 144158 | 39.99 | D |
| 24 mm Set | 144159 | 39.99 | D |
| 27 mm Set | 144160 | 39.99 | D |
| 32 mm Set | 144161 | 39.99 | D |



ERGO SPOKE WRENCHES

- 6 piece spoke wrench set includes convenient storage pouch
- Unique combination wrench design has 3-sided open end and semi-closed end
- Use open end for quick adjustment of spoke nipples and semi-closed end for those hard to turn nipples that require more torque
- Specially designed ergonomic handle allows larger turning radius and excellent grip and feel
- Polished finish with laser engraved logo and size markings
- Limited lifetime warranty
- Patent pending

| DESCRIPTION | PART # | PRICE | WARRANTY |
|-------------|--------|-------|----------|
| 5.0 mm | 143836 | 10.99 | E |
| 6.0 mm | 143837 | 10.99 | E |
| 6.3 mm | 143838 | 10.99 | E |
| 6.5 mm | 143839 | 10.99 | E |
| 6.8 mm | 143840 | 10.99 | E |
| 7.0 mm | 143841 | 10.99 | E |
| Set of 6 | 143842 | 64.99 | E |



STANDARD STEEL TIRE IRONS

- Cold forged steel
- 8 1/2 in. tire iron fit in tool bag or tool pack
- Easy to use
- Set includes a vinyl storage pouch

| DESCRIPTION | PART # | PRICE | WARRANTY |
|------------------------|--------|-------|----------|
| 8-1/2 in. - single | 142015 | 3.99 | E |
| 11 in. - single | 678005 | 5.50 | E |
| 11 in. - pair | 678006 | 10.99 | E |
| 8-1/2 in. - card of 10 | 142016 | 39.90 | E |



VALVE STEM SEAL INSTALL TOOL SET 4 MM, 4.5 MM, 5 MM & 5.5MM

- Four common sizes for use on most modern off-road motorcycles as well as ATVs
- Properly aligns valve stem seal to valve guide so seal snaps on straight every time
- Provides for quick and easy installation of valve stem seals on multi valve cylinders
- Contoured design in bottom of handle cradles and protects the delicate inner lip of the valve stem seal while directing tool force to the sturdy outer rim
- Slim profile allows easy access to valve guides even on modern compact heads with deep lifter bores
- Rounded tip will not damage inner lip of valve stem seal or valve guide bore
- Anodized aluminum handles with stainless steel pilot shafts
- Limited lifetime warranty

| DESCRIPTION | PART # | PRICE | WARRANTY |
|-------------|--------|-------|----------|
| Set | 144156 | 38.99 | E |
| 5.5 mm | 144153 | 11.99 | E |




AXIS™ TRUING & BALANCE STAND

Innovative Single Sided Design Allows Easy Access to Spokes and Nipples

- High quality bearings allow precise wheel balancing
- Precision built tool for building, truing, and balancing wheels
- 15 mm axle fits most modern street and dirt bikes and many mini bikes
- Hub cones hold wheel firmly in place
- Adjustable pointer for truing wheels
- Simple folding design for easy storage when not in use
- Can be used with dial indicators (not included)
- Durable powder coat finish

| | | |
|--------|--------|---|
| 144157 | 109.99 | D |
|--------|--------|---|



WHEEL BEARING REMOVER 8 PIECE METRIC SET

- 8 piece metric set includes large and small drivers, 10mm, 12mm, 15mm, 17mm, 20mm, and 25mm removers
- Dependable split collet design
- Metric sizes to allow use with metric applications
- Also available as individual components

142204 86.99 E



REPLACEMENT BEARING REMOVERS

| | | | |
|-------|--------|-------|---|
| 10 mm | 142197 | 5.18 | E |
| 12 mm | 142198 | 6.47 | E |
| 15 mm | 142199 | 8.65 | E |
| 17 mm | 142203 | 8.93 | E |
| 20 mm | 142201 | 10.47 | E |
| 25 mm | 142202 | 12.88 | E |



HARLEY & AMERICAN V-TWIN WHEEL BEARING REMOVER SET

- Use a split collet design to remove radial ball bearings on Harley-Davidson® and American V-Twin motorcycles
- All sets include large driver
- 143231 works with all 2007 Softail® Models, except the Springer® model front wheels

143231 59.99 E



REPLACEMENT BEARING REMOVERS

| | | | |
|-------|--------|-------|---|
| 3/4" | 142200 | 11.50 | E |
| 1" | 142297 | 12.37 | E |
| 25 mm | 142202 | 12.88 | E |



FORK SEAL BULLETS

- Protects the fork seal and wiper of inverted forks from damage by the bushing groove during installation
- Set includes all 7 sizes
- Also available separately



| DESCRIPTION | PART # | | |
|---------------|--------|-------|---|
| Set of 7 | 142207 | 28.99 | E |
| 36 mm, Red | 142208 | 4.99 | E |
| 41 mm, Blue | 142209 | 4.99 | E |
| 43 mm, Green | 142210 | 4.99 | E |
| 45 mm, Yellow | 142211 | 4.99 | E |
| 46 mm, Black | 142212 | 4.99 | E |
| 47 mm, White | 142213 | 4.99 | E |
| 48 mm, Orange | 142256 | 4.99 | E |

FORKTRU™ FORK ALIGNMENT TOOL

- Quick and easy to use tool for aligning front forks to insure they are parallel from top to bottom
- Knurled adjustment screws for easy setup
- Reduces stiction and improves the performance of your front suspension
- Reduces seal and bushing wear
- Fits most MX and Off-Road motorcycles (does not work on most sport bikes due to large brake rotor diameter and 17 in. wheel diameter)
- Will work on 27 mm to 62 mm fork legs and tubes
- Works on forks that are 140 mm to 220 mm on center
- Patented




142323 24.99 E

49MM MOTION PRO FORK CAP TOOL FOR KYB

- For removing the fork cap and compression cartridge on twin chamber KYB forks found on late model Honda, Husqvarna, Kawasaki, and Yamaha off-road motorcycles
- Outer ring fits 49 mm octagonal fork cap
- Inner body holds cartridge so it can be removed from fork cap
- Outer ring can be clamped in vise to hold fork cap securely while cartridge is being removed
- Provides more secure grip on fork cap and cartridge and reduces risk of damage during disassembly
- Easier and faster to use than any other tool now available
- Billet 6061 aluminum construction with anodized blue finish
- 1/2 inch square drive
- Lifetime limited warranty
- Patent pending

144151 41.99 E



TIRE VALVE STEM INSERTER

Simplifies the installation of valve stems in tubeless tires.

Tire Valve Stem Inserter 723241 20.95 G



- accessories
- body
- handlebar & grips
- cables & levers
- exhaust
- engine
- fuel & intake
- electrical & ignition
- clutch
- drive
- bearings
- brakes
- steering & suspension
- tires
- tools & shop

MOTION PRO FLYWHEEL PULLERS

- accessories
- body
- handlebar & grips
- cables & levers
- exhaust
- engine
- fuel & intake
- electrical & ignition
- clutch
- drive
- bearings
- brakes
- steering & suspension
- tires
- tools & shop



FLYWHEEL PULLER

M16 x 1.5 R.H.

678027 7.50 E

Thread 16mm x 1.5 R.H.



FLYWHEEL PULLER

M27 x 1.0 L.H.

Fits most late model MX bikes

678026 13.50 E

120756 13.95 G



Thread 27mm x 1.0 L.H.



FLYWHEEL PULLER

M22 x 1.5 R.H.

678074 8.50 E

Thread 22mm x 1.5 R.H.



FLYWHEEL PULLER

M20 x 1.5 HOLLOW R.H.

678086 11.50 E

Thread 20mm x 1.5 Hollow R.H.



FLYWHEEL PULLER

M20 x 1.5 R.H.

678085 8.99 E

Thread 20mm x 1.5 R.H.



FLYWHEEL PULLER

M18 x 1.5 R.H.

678116 8.99 E

Thread 18mm x 1.5 R.H.



FLYWHEEL PULLER

- Puller kit for pulling magneto flywheel or starter gear on Kawasaki Jet SXki 300/400/550

- Will also fit the Yamaha WR250F 02-02. Yamaha WR400F flywheel

- Includes three 6 x 25 and three 8 x 40 bolts

678160 29.99 E



FLYWHEEL PULLER

FOR DRZ 400

M38 x 1.5 R.H.

Replaces OEM tool 109930-31921

678306 43.99 E

Thread 38mm x 1.5 R.H.



FLYWHEEL PULLER

M35 x 1.5 R.H.I.T.

678349 34.99 E

120758 29.95 G



Thread 35mm x 1.5 R.H.I.T.



KTM 4-STROKE

FLYWHEEL PULLER

Replaces OEM tool 580.12.009.000

Includes shaft protector cap. Not applicable to older models with Motoplat ignition systems

678293 21.99 E

Thread 26mm x 1.0 R.H.I.T.



FLYWHEEL PULLER

M28 x 1.0 R.H.I.T.

Replaces OEM tool 070MC-HP1A100

Includes 14mm crankshaft protector OEM tool 070MC-HP1A110

678372 24.99 E

Thread 28mm x 1.0 R.H.I.T.



FLYWHEEL PULLER

M33 x 1.5 R.H.I.T.

142306 36.99 E

Thread M33 x 1.5 R.H.I.T.



FLYWHEEL PULLER

M50XP1.5 R.H.I.T.

678417 71.99 E

Thread M50 x P1.5 R.H.I.T.



MOTION PRO FLYWHEEL PULLERS

| MODEL | FN | YEAR | PART # | | |
|-------------------|-----|-------|---------------|--------------|---|
| BETA | | | | | |
| RR 250 Enduro | | 05-06 | 678293 | 21.99 | E |
| RR 350 Enduro | | 11 | 678293 | 21.99 | E |
| RR 400 Enduro | | 05-11 | 678293 | 21.99 | E |
| RR 450 Enduro | | 05-11 | 678293 | 21.99 | E |
| RR 520 Enduro | | 10-11 | 678293 | 21.99 | E |
| RR 525 Enduro | | 05-09 | 678293 | 21.99 | E |
| GAS GAS | | | | | |
| EC 125 | | 98-11 | 678026 | 13.50 | E |
| MC 125 | | 98-09 | 678026 | 13.50 | E |
| EC 200 | | 98-11 | 678026 | 13.50 | E |
| EC 250 | | 98-09 | 678026 | 13.50 | E |
| EC 250 | | 11 | 678026 | 13.50 | E |
| MC 250 | | 98-08 | 678026 | 13.50 | E |
| EC 300 | | 98-11 | 678026 | 13.50 | E |
| HONDA | | | | | |
| CRF50F | | 04-15 | 678026 | 13.50 | E |
| XR50R | | 00-03 | 678026 | 13.50 | E |
| Z50A Mini Trail | | 68-78 | 678026 | 13.50 | E |
| Z50R Mini Trail | | 79-85 | 678026 | 13.50 | E |
| CR60R | | 83-84 | 678026 | 13.50 | E |
| CRF70F | | 04-09 | 678026 | 13.50 | E |
| CRF70F | | 11 | 678026 | 13.50 | E |
| CT70 Trail | | 69-82 | 678026 | 13.50 | E |
| CT70H Trail 70H | | 70-73 | 678026 | 13.50 | E |
| SL70 Motosport 70 | | 71-73 | 678026 | 13.50 | E |
| XL70 | | 74-76 | 678026 | 13.50 | E |
| XR70R | | 97-03 | 678026 | 13.50 | E |
| XL75 | | 77-79 | 678026 | 13.50 | E |
| XR75 | | 73-78 | 678026 | 13.50 | E |
| CR80R | | 83-02 | 678026 | 13.50 | E |
| CR80RB | | 96-02 | 678026 | 13.50 | E |
| CRF80F | | 04-09 | 678026 | 13.50 | E |
| CRF80F | | 11-13 | 678026 | 13.50 | E |
| XL80S | | 80-85 | 678026 | 13.50 | E |
| XR80 | | 79-84 | 678026 | 13.50 | E |
| XR80R | | 85-91 | 678026 | 13.50 | E |
| XR80R | | 93-03 | 678026 | 13.50 | E |
| CR85R | | 03-08 | 678026 | 13.50 | E |
| CR85RB | | 03-08 | 678026 | 13.50 | E |
| CT90 Trail 90 | 056 | 76-79 | 678027 | 7.50 | E |
| CRF100F | | 04-09 | 678026 | 13.50 | E |
| CRF100F | | 11-13 | 678026 | 13.50 | E |
| XL100 | | 74-78 | 678026 | 13.50 | E |
| XL100S | | 79-85 | 678026 | 13.50 | E |
| XR100 | | 81-84 | 678026 | 13.50 | E |
| XR100R | | 85-03 | 678026 | 13.50 | E |
| CT110 Trail 110 | 056 | 80-81 | 678027 | 7.50 | E |

| MODEL | FN | YEAR | PART # | | |
|------------------------|-----|-------|---------------|--------------|---|
| HONDA CONTINUED | | | | | |
| CT110 Trail 110 | 056 | 82-84 | 678026 | 13.50 | E |
| CR125M Elsinore | | 74-75 | 678027 | 7.50 | E |
| CR125R | | 84-07 | 678026 | 13.50 | E |
| XL125S | | 79-82 | 144176 | 7.99 | E |
| XL125S | | 84 | 144176 | 7.99 | E |
| CRF150F | | 06-09 | 142306 | 36.99 | E |
| CRF150F | | 12-15 | 142306 | 36.99 | E |
| CRF150R | | 07-09 | 678257 | 22.99 | E |
| CRF150R | | 12-15 | 678257 | 22.99 | E |
| CRF150RB | | 07-09 | 678257 | 22.99 | E |
| CRF150RB | | 12-15 | 678257 | 22.99 | E |
| SL175 Motosport 175 | 056 | 70-72 | 678027 | 7.50 | E |
| XL175 | | 76-78 | 678026 | 13.50 | E |
| XL175K | | 73-75 | 678026 | 13.50 | E |
| XL185S | | 79-83 | 144176 | 7.99 | E |
| XR185 | | 79 | 144176 | 7.99 | E |
| XL200R | | 83-84 | 144176 | 7.99 | E |
| XR200 | | 80-84 | 144176 | 7.99 | E |
| XR200R | | 81-00 | 144176 | 7.99 | E |
| CRF230F | | 03-09 | 678027 | 7.50 | E |
| CRF230F | | 12-16 | 678027 | 7.50 | E |
| CR250M Elsinore | | 73-76 | 678116 | 8.99 | E |
| CR250R | 060 | 78-80 | 678372 | 24.99 | E |
| CR250R | | 84-07 | 678026 | 13.50 | E |
| CRF250R | | 04-09 | 678257 | 22.99 | E |
| CRF250R | | 10-16 | 678425 | 23.99 | E |
| CRF250X | | 04-08 | 678257 | 22.99 | E |
| TL250 | | 75-76 | 678074 | 8.50 | E |
| XL250 | | 72-76 | 678074 | 8.50 | E |
| XL250R | | 82-83 | 678074 | 8.50 | E |
| XL250R | | 84 | 678085 | 8.99 | E |
| XL250S | | 78-81 | 678074 | 8.50 | E |
| XR250 | | 79-80 | 678074 | 8.50 | E |
| XR250L | | 91-96 | 678085 | 8.99 | E |
| XR250R | | 81-82 | 678074 | 8.50 | E |
| XR250R | | 84-85 | 678085 | 8.99 | E |
| XR250R | | 00-03 | 678086 | 11.50 | E |
| XL350 | | 74-78 | 678074 | 8.50 | E |
| XL350R | | 84-85 | 678086 | 11.50 | E |
| XR350R | | 83 | 678074 | 8.50 | E |
| XR350R | | 84-85 | 678086 | 11.50 | E |
| XR400R | | 96-04 | 678086 | 11.50 | E |
| CRF450R | | 02-08 | 678257 | 22.99 | E |
| CRF450R | | 09-16 | 678425 | 23.99 | E |
| CRF450X | 063 | 05-09 | 678425 | 23.99 | E |
| CRF450X | 063 | 12-14 | 678425 | 23.99 | E |
| CR500R | | 84-01 | 678026 | 13.50 | E |
| XL500R | | 82 | 678074 | 8.50 | E |
| XL500S | | 79-81 | 678074 | 8.50 | E |

- accessories
- body
- handlebar & grips
- cables & levers
- exhaust
- engine
- fuel & intake
- electrical & ignition
- clutch
- drive
- bearings
- brakes
- steering & suspension
- tires
- tools & shop

MOTION PRO FLYWHEEL PULLERS CONTINUED

- accessories
- body
- handlebar & grips
- cables & levers
- exhaust
- engine
- fuel & intake
- electrical & ignition
- clutch
- drive
- bearings
- brakes
- steering & suspension
- tires
- tools & shop

| MODEL | FN | YEAR | PART # | | |
|------------------------|----|-------|---------------|--------------|---|
| HONDA CONTINUED | | | | | |
| XR500 | | 79-80 | 678074 | 8.50 | E |
| XR500R | | 81-84 | 678074 | 8.50 | E |
| XL600R | | 83-87 | 678074 | 8.50 | E |
| XL600V Transalp 600 | | 89-90 | 678074 | 8.50 | E |
| XR600R | | 88-00 | 678074 | 8.50 | E |
| XR650L | | 93-09 | 678074 | 8.50 | E |
| XR650L | | 12-15 | 678074 | 8.50 | E |
| XR650R | | 00-07 | 678086 | 11.50 | E |
| HUSABERG | | | | | |
| TE 250 | | 11-12 | 678293 | 21.99 | E |
| TE 300 | | 11 | 678293 | 21.99 | E |
| FE 390 | | 10 | 678293 | 21.99 | E |
| FC 450 | | 04-05 | 678293 | 21.99 | E |
| FE 450 | | 04-10 | 678293 | 21.99 | E |
| FS 450 | | 04-06 | 678293 | 21.99 | E |
| FS 450 | | 08 | 678293 | 21.99 | E |
| FX 450 | | 10 | 678293 | 21.99 | E |
| FC 550 | | 04-05 | 678293 | 21.99 | E |
| FE 550 | | 04-08 | 678293 | 21.99 | E |
| FS 550 | | 05 | 678293 | 21.99 | E |
| FS 550 | | 07 | 678293 | 21.99 | E |
| FE 570 | | 09-10 | 678293 | 21.99 | E |
| FS 570 | | 10-11 | 678293 | 21.99 | E |
| FE 650 | | 04-08 | 678293 | 21.99 | E |
| FS 650 | | 06 | 678293 | 21.99 | E |
| HUSQVARNA | | | | | |
| CR 125 | | 95-98 | 678026 | 13.50 | E |
| CR 125 | | 00-02 | 678026 | 13.50 | E |
| CR 125 | | 04-10 | 678026 | 13.50 | E |
| CR 250 | | 93 | 678026 | 13.50 | E |
| CR 250 | | 95-96 | 678026 | 13.50 | E |
| CR 250 | | 00-02 | 678026 | 13.50 | E |
| CR 250 | | 04 | 678026 | 13.50 | E |
| FC 250 | | 14-15 | 144154 | 24.50 | E |
| FE 250 | | 14-15 | 144154 | 24.50 | E |
| FC 350 | | 14-15 | 144154 | 24.50 | E |
| FE 350 | | 14-15 | 144154 | 24.50 | E |
| CR 360 | | 93 | 678026 | 13.50 | E |
| FC 450 | | 15 | 678293 | 21.99 | E |
| FE 450 | | 14-15 | 678293 | 21.99 | E |
| FE 501 | | 14-15 | 678293 | 21.99 | E |
| KAWASAKI | | | | | |
| KDX 50 | | 03-06 | 678026 | 13.50 | E |
| KX 60 | | 83-88 | 678026 | 13.50 | E |
| KX 60 | | 90-03 | 678026 | 13.50 | E |
| KX 65 | | 00-16 | 678026 | 13.50 | E |

| MODEL | FN | YEAR | PART # | | |
|----------------------------|-----|-------|---------------|--------------|---|
| KAWASAKI CONTINUED | | | | | |
| KD 80 | | 76-87 | 678026 | 13.50 | E |
| KDX 80 | | 80-88 | 678026 | 13.50 | E |
| KX 80 | | 83-85 | 678026 | 13.50 | E |
| KX 80 | | 98-00 | 678026 | 13.50 | E |
| KX 85 | | 01-16 | 678026 | 13.50 | E |
| KM 100 | | 76-81 | 678026 | 13.50 | E |
| KV 100 | | 70-75 | 678026 | 13.50 | E |
| KX 100 | | 95-09 | 678026 | 13.50 | E |
| KX 100 | | 11-16 | 678026 | 13.50 | E |
| KLX 110 | | 02-16 | 678425 | 23.99 | E |
| KLX 110D (manual clutch) | | 10-16 | 678425 | 23.99 | E |
| KS 125 | | 74-75 | 678026 | 13.50 | E |
| KX 125 | | 74-81 | 678027 | 7.50 | E |
| KX 125 | | 93-05 | 678026 | 13.50 | E |
| F7 | | 71-75 | 678160 | 29.99 | E |
| KDX 200 | | 97-06 | 678026 | 13.50 | E |
| KDX 220R | | 97-05 | 678026 | 13.50 | E |
| KDX 250 | | 91-94 | 678026 | 13.50 | E |
| KL 250A | | 78-82 | 678116 | 8.99 | E |
| KL 250D | | 85-05 | 678085 | 8.99 | E |
| KX 250 | | 74-79 | 678027 | 7.50 | E |
| KX 250 | | 92-07 | 678026 | 13.50 | E |
| KX 250F | 149 | 04-10 | 678257 | 22.99 | E |
| KX 250F | | 11-16 | 678425 | 23.99 | E |
| F5 Big Horn 350 | 151 | 70 | 678160 | 29.99 | E |
| F9 | | 72-75 | 678160 | 29.99 | E |
| KLX 400A | | 03 | 678306 | 43.99 | E |
| KLX 400B | | 03 | 678306 | 43.99 | E |
| KX 420 | | 80-81 | 678027 | 7.50 | E |
| KLX 450A | 063 | 08-09 | 678425 | 23.99 | E |
| KLX 450AA (Australian) | 063 | 12-13 | 678425 | 23.99 | E |
| KX 450F | | 06-08 | 678257 | 22.99 | E |
| KX 450F | | 09-16 | 678425 | 23.99 | E |
| KX 500 | | 84-85 | 678026 | 13.50 | E |
| KX 500 | | 92-04 | 678026 | 13.50 | E |
| KL 600A | | 84 | 678074 | 8.50 | E |
| KL 600B | | 85-86 | 678074 | 8.50 | E |
| KL 650A | | 87-95 | 678085 | 8.99 | E |
| KL 650A | | 96-07 | 678074 | 8.50 | E |
| KL 650E | | 08-10 | 678074 | 8.50 | E |
| KTM | | | | | |
| 50 Junior Adventure | | 02-03 | 142334 | 22.99 | E |
| 50 Mini Adventure | | 04-07 | 142334 | 22.99 | E |
| 50 Senior Adventure | | 02-07 | 142334 | 22.99 | E |
| 50 SX | | 08-15 | 142334 | 22.99 | E |
| 50 SX Junior | | 08-09 | 142334 | 22.99 | E |
| 50 SX Mini | | 08-15 | 142334 | 22.99 | E |
| 50 SX Pro Junior Adventure | | 02-07 | 142334 | 22.99 | E |

MOTION PRO FLYWHEEL PULLERS CONTINUED

| MODEL | FN | YEAR | PART # | | |
|----------------------------|----|-------|--------|-------|---|
| KTM CONTINUED | | | | | |
| 50 SX Pro Junior LC | | 02-07 | 142334 | 22.99 | E |
| 50 SX Pro Senior Adventure | | 02-07 | 142334 | 22.99 | E |
| 50 SX Pro Senior LC | | 02-07 | 142334 | 22.99 | E |
| 65 SX | | 99-15 | 678026 | 13.50 | E |
| 65 XC | | 08 | 678026 | 13.50 | E |
| 85 SX | | 04-14 | 678026 | 13.50 | E |
| 85 SX | | 15 | 678026 | 13.50 | E |
| 85 XC | | 08 | 678026 | 13.50 | E |
| 105 SX | | 04 | 678026 | 13.50 | E |
| 105 SX | | 06-11 | 678026 | 13.50 | E |
| 105 XC | | 08-09 | 678026 | 13.50 | E |
| 125 EXC | | 98-02 | 678026 | 13.50 | E |
| 125 SX | | 98-08 | 678026 | 13.50 | E |
| 125 SX | | 11-14 | 678026 | 13.50 | E |
| 144 SX | | 07-08 | 678026 | 13.50 | E |
| 150 SX | | 09-15 | 678026 | 13.50 | E |
| 150 XC | | 10-14 | 678026 | 13.50 | E |
| 200 EXC | | 98-05 | 678026 | 13.50 | E |
| 200 MXC | | 98-02 | 678026 | 13.50 | E |
| 200 XC | | 06-09 | 678026 | 13.50 | E |
| 200 XCW | | 06-12 | 678026 | 13.50 | E |
| 200 XCW | | 13-16 | 678293 | 21.99 | E |
| 250 EXC | | 00-05 | 678026 | 13.50 | E |
| 250 MXC | | 00-02 | 678026 | 13.50 | E |
| 250 SX | | 00-08 | 678026 | 13.50 | E |
| 250 SX | | 11-15 | 678026 | 13.50 | E |
| 250 SXF | | 05-10 | 678293 | 21.99 | E |
| 250 SXF | | 11-15 | 144154 | 24.50 | E |
| 250 XC 2T E-Start | | 06-07 | 678026 | 13.50 | E |
| 250 XC 2T E-Start | | 08-15 | 678293 | 21.99 | E |
| 250 XCF | | 07-09 | 678293 | 21.99 | E |
| 250 XCF | | 11-15 | 144154 | 24.50 | E |
| 250 XCFW | | 07-09 | 678293 | 21.99 | E |
| 250 XCFW | | 12-15 | 144154 | 24.50 | E |
| 250 XCFW Champions Edition | | 10 | 678293 | 21.99 | E |
| 250 XCFW Six Days | | 11 | 678293 | 21.99 | E |
| 250 XCW | | 06-07 | 678026 | 13.50 | E |
| 250 XCW | | 08-15 | 678293 | 21.99 | E |
| 300 EXC | | 98-05 | 678026 | 13.50 | E |
| 300 MXC | | 98-05 | 678026 | 13.50 | E |
| 300 XC | | 06-07 | 678026 | 13.50 | E |
| 300 XC | | 08-15 | 678293 | 21.99 | E |
| 300 XCW | | 06-07 | 678026 | 13.50 | E |
| 300 XCW | | 08-15 | 678293 | 21.99 | E |
| 300 XCW Six Days | | 14-15 | 678293 | 21.99 | E |
| 350 EXCF | | 12-15 | 144154 | 24.50 | E |
| 350 SXF | | 11-15 | 144154 | 24.50 | E |
| 350 XCF | | 11-15 | 144154 | 24.50 | E |

| MODEL | FN | YEAR | PART # | | |
|----------------------------|----|-------|--------|-------|---|
| KTM CONTINUED | | | | | |
| 350 XCFW | | 12-16 | 144154 | 24.50 | E |
| 350 XCFW Six Days | | 15 | 144154 | 24.50 | E |
| 380 EXC | | 98-01 | 678026 | 13.50 | E |
| 380 MXC | | 98-01 | 678026 | 13.50 | E |
| 380 SX | | 98-01 | 678026 | 13.50 | E |
| 400 EXC | | 98-02 | 678293 | 21.99 | E |
| 400 EXCG | | 04-06 | 678293 | 21.99 | E |
| 400 MXC | | 01-02 | 678293 | 21.99 | E |
| 400 SX | | 98 | 678293 | 21.99 | E |
| 400 SX | | 00-02 | 678293 | 21.99 | E |
| 400 XCW | | 07-08 | 678293 | 21.99 | E |
| 450 EXCG | | 03-06 | 678293 | 21.99 | E |
| 450 EXCR | | 07-11 | 678293 | 21.99 | E |
| 450 MXCG | | 03-05 | 678293 | 21.99 | E |
| 450 SXF | | 03-06 | 678293 | 21.99 | E |
| 450 SXF | | 07-12 | 144154 | 24.50 | E |
| 450 SXF | | 13-15 | 678293 | 21.99 | E |
| 450 XCF | | 06-07 | 678293 | 21.99 | E |
| 450 XCF | | 08-09 | 144154 | 24.50 | E |
| 450 XCF | | 13-15 | 678293 | 21.99 | E |
| 450 XCFW Champions Edition | | 10 | 678293 | 21.99 | E |
| 450 XCRW | | 08 | 678293 | 21.99 | E |
| 450 XCW | | 07 | 678293 | 21.99 | E |
| 450 XCW | | 09 | 678293 | 21.99 | E |
| 450 XCW | | 12-15 | 678293 | 21.99 | E |
| 450 XCW Six Days | | 10-11 | 678293 | 21.99 | E |
| 500 EXC | | 13-14 | 678293 | 21.99 | E |
| 500 XCW | | 13-15 | 678293 | 21.99 | E |
| 505 XCF | | 08 | 678293 | 21.99 | E |
| 505 XCF | | 09 | 144154 | 24.50 | E |
| 520 EXC | | 00-02 | 678293 | 21.99 | E |
| 520 MXC | | 00-02 | 678293 | 21.99 | E |
| 520 SX | | 00-02 | 678293 | 21.99 | E |
| 525 EXC | | 03-07 | 678293 | 21.99 | E |
| 525 MXCG | | 03-05 | 678293 | 21.99 | E |
| 525 XC | | 07 | 678293 | 21.99 | E |
| 525 XCG | | 06 | 678293 | 21.99 | E |
| 525 XCW | | 07 | 678293 | 21.99 | E |
| 530 EXC | | 10-11 | 678293 | 21.99 | E |
| 530 EXC Champions Edition | | 10 | 678293 | 21.99 | E |
| 530 EXCR | | 08 | 678293 | 21.99 | E |
| 530 XCRW | | 08 | 678293 | 21.99 | E |
| 530 XCW | | 09 | 678293 | 21.99 | E |
| 530 XCW Six Days | | 10-11 | 678293 | 21.99 | E |
| SUZUKI | | | | | |
| RM 60 | | 03 | 678026 | 13.50 | E |
| RM 65 | | 03-05 | 678026 | 13.50 | E |

- accessories
- body
- handlebar & grips
- cables & levers
- exhaust
- engine
- fuel & intake
- electrical & ignition
- clutch
- drive
- bearings
- brakes
- steering & suspension
- tires
- tools & shop

MOTION PRO FLYWHEEL PULLERS CONTINUED

- accessories
- body
- handlebar & grips
- cables & levers
- exhaust
- engine
- fuel & intake
- electrical & ignition
- clutch
- drive
- bearings
- brakes
- steering & suspension
- tires
- tools & shop

| MODEL | FN | YEAR | PART # | |
|---------------------------|-----|--------|---------------|----------------|
| SUZUKI CONTINUED | | | | |
| DS 80 | | 78-00 | 678026 | 13.50 E |
| DR 100 | | 83- 90 | 678026 | 13.50 E |
| RM 100 | | 03 | 678026 | 13.50 E |
| DRZ 110 | | 03-05 | 678372 | 24.99 E |
| DR 125 | | 82-88 | 678026 | 13.50 E |
| DRZ 125 | | 03-09 | 678026 | 13.50 E |
| DRZ 125 | | 12-13 | 678026 | 13.50 E |
| DRZ 125 (Canadian Model) | | 10 | 678026 | 13.50 E |
| DRZ 125L | | 03-09 | 678026 | 13.50 E |
| DRZ 125L | | 12-13 | 678026 | 13.50 E |
| DRZ 125L (Canadian Model) | | 10 | 678026 | 13.50 E |
| RM 125 | | 77-78 | ----- | |
| RM 125 | | 96-07 | 678026 | 13.50 E |
| RM 125 | 075 | 08 | 678026 | 13.50 E |
| DR 200 | | 86-88 | 678026 | 13.50 E |
| DR 250 | | 90-93 | 678349 | 34.99 E |
| DR 250S | | 90-92 | 678349 | 34.99 E |
| DR 250SE | | 93-95 | 678349 | 34.99 E |
| DRZ 250 | | 01-07 | 678306 | 43.99 E |
| RM 250 | | 89-08 | 678026 | 13.50 E |
| RMX 250 | | 89-98 | 678026 | 13.50 E |
| RMZ 250 | | 04-09 | 678257 | 22.99 E |
| RMZ 250 | 063 | 10-16 | 678425 | 23.99 E |
| SP 250 | | 82-85 | 678349 | 34.99 E |
| DR 350 | | 90-99 | 678349 | 34.99 E |
| DR 350S | | 90-93 | 678349 | 34.99 E |
| DR 350SE | | 94-99 | 678349 | 34.99 E |
| DRZ 400E | | 00-07 | 678306 | 43.99 E |
| DRZ 400K | | 01-04 | 678306 | 43.99 E |
| DRZ 400S | | 00-09 | 678306 | 43.99 E |
| DRZ 400S | | 11-15 | 678306 | 43.99 E |
| DRZ 400Y | | 00 | 678306 | 43.99 E |
| RMZ 450 | | 05-07 | 678257 | 22.99 E |
| RMZ 450 | 063 | 08-16 | 678425 | 23.99 E |
| DL 650 V-Strom | | 04-09 | 678085 | 8.99 E |
| DL 1000 V-Strom | | 02-09 | 678085 | 8.99 E |

| MODEL | FN | YEAR | PART # | |
|-------------------|----|-------|---------------|----------------|
| YAMAHA | | | | |
| PW 50 Y-Zinger 50 | | 81-09 | 678026 | 13.50 E |
| BW 80 Big Wheel | | 86-90 | 678026 | 13.50 E |
| DT 80 | | 81-83 | 678026 | 13.50 E |
| GT 80 | | 80 | 678026 | 13.50 E |
| YZ 80 | | 94-01 | 678026 | 13.50 E |
| YZ 85 | | 02-15 | 678026 | 13.50 E |
| DT 100 | | 81-83 | 678026 | 13.50 E |
| YZ 125 | | 96-15 | 678026 | 13.50 E |
| TW 200 | | 88-15 | 678027 | 7.50 E |
| TT 225 | | 86-87 | 678027 | 7.50 E |
| TTR 225 | | 99-04 | 678027 | 7.50 E |
| XT 225 | | 92-07 | 678027 | 7.50 E |
| WR 250F | | 01-02 | 678160 | 29.99 E |
| WR 250F | | 03-09 | 678386 | 23.99 E |
| WR 250F | | 11-13 | 678386 | 23.99 E |
| WR 250R | | 08-15 | 142306 | 36.99 E |
| YZ 250 | | 00-15 | 678026 | 13.50 E |
| YZ 250F | | 01-02 | 678026 | 13.50 E |
| YZ 250F | | 04-13 | 678026 | 13.50 E |
| YZ 250F | | 14 | 678257 | 22.99 E |
| XT 350 | | 85-00 | 678026 | 13.50 E |
| WR 400F | | 98-00 | 678160 | 29.99 E |
| YZ 400F | | 98-99 | 678026 | 13.50 E |
| WR 426F | | 01-02 | 678160 | 29.99 E |
| YZ 426F | | 00-02 | 678026 | 13.50 E |
| WR 450F | | 03 | 678386 | 23.99 E |
| WR 450F | | 04-09 | 142306 | 36.99 E |
| WR 450F | | 11 | 142306 | 36.99 E |
| YZ 450F | | 03-05 | 678026 | 13.50 E |
| YZ 450F | | 06-14 | 678257 | 22.99 E |
| TT 500 | | 76-81 | 678026 | 13.50 E |
| XT 500 | | 76-81 | 678026 | 13.50 E |

FOOT NOTES (FN)

056 - With breaker points

060 - Same as 08-0425 except 08-0372 has a 14 mm crankshaft thread protector

063 - Same puller body as 08-0372 (C08-0372A), but with thread protector C08-0257B.

075 - Non-USA Model



BRAKE BLEEDERS

- Combines wrench and bleeder valve into one convenient and compact tool
- Fits most 8 mm bleeder nipples
- Bleeds brake systems and hydraulic clutch systems
- Internal check valve for fast easy bleeding
- Anodized billet aluminum handle with chromoly steel body
- Compact size for tight spaces
- High quality internal seal
- Multi position handle



| MODEL | FN | YEAR | BRAKE BLEEDER FRONT | | | BRAKE BLEEDER REAR | | | CLUTCH BLEEDER | | |
|------------------|----|-------|---------------------|-------|---|--------------------|-------|---|----------------|-------|---|
| HONDA | | | | | | | | | | | |
| CR125R | | 87-07 | 143835 | 26.99 | E | 143835 | 26.99 | E | ---- | | |
| CRF150F | | 03-09 | 143835 | 26.99 | E | ---- | | | ---- | | |
| CRF150F | | 12-15 | 143835 | 26.99 | E | ---- | | | ---- | | |
| CRF150R | | 07-09 | 143835 | 26.99 | E | 143835 | 26.99 | E | ---- | | |
| CRF150R | | 12-15 | 143835 | 26.99 | E | 143835 | 26.99 | E | ---- | | |
| CRF150RB | | 07-09 | 143835 | 26.99 | E | 143835 | 26.99 | E | ---- | | |
| CRF150RB | | 12-15 | 143835 | 26.99 | E | 143835 | 26.99 | E | ---- | | |
| CRF230F | | 03-09 | 143835 | 26.99 | E | ---- | | | ---- | | |
| CRF230F | | 12-16 | 143835 | 26.99 | E | ---- | | | ---- | | |
| CRF230L | | 08-09 | 143835 | 26.99 | E | 143835 | 26.99 | E | ---- | | |
| CR250R | | 87-07 | 143835 | 26.99 | E | 143835 | 26.99 | E | ---- | | |
| CRF250L | | 13 | 143835 | 26.99 | E | 143835 | 26.99 | E | ---- | | |
| CRF250R | | 04-16 | 143835 | 26.99 | E | 143835 | 26.99 | E | ---- | | |
| CRF250X | | 04-09 | 143835 | 26.99 | E | 143835 | 26.99 | E | ---- | | |
| CRF250X | | 12-13 | 143835 | 26.99 | E | 143835 | 26.99 | E | ---- | | |
| XR400R | | 96-04 | 143835 | 26.99 | E | 143835 | 26.99 | E | ---- | | |
| CRF450R | | 02-16 | 143835 | 26.99 | E | 143835 | 26.99 | E | ---- | | |
| CRF450X | | 05-09 | 143835 | 26.99 | E | 143835 | 26.99 | E | ---- | | |
| CRF450X | | 12-14 | 143835 | 26.99 | E | 143835 | 26.99 | E | ---- | | |
| CR500R | | 87-01 | 143835 | 26.99 | E | 143835 | 26.99 | E | ---- | | |
| XR600R | | 85-90 | 143835 | 26.99 | E | ---- | | | ---- | | |
| XR600R | | 91-00 | 143835 | 26.99 | E | 143835 | 26.99 | E | ---- | | |
| XR650L | | 93-09 | 143835 | 26.99 | E | 143835 | 26.99 | E | ---- | | |
| XR650L | | 12-15 | 143835 | 26.99 | E | 143835 | 26.99 | E | ---- | | |
| XR650R | | 00-07 | 143835 | 26.99 | E | 143835 | 26.99 | E | ---- | | |
| HUSABERG | | | | | | | | | | | |
| FE 250 | | 13-14 | 143835 | 26.99 | E | 143835 | 26.99 | E | 143835 | 26.99 | E |
| TE 250 | | 12-14 | 143835 | 26.99 | E | 143835 | 26.99 | E | 143835 | 26.99 | E |
| TE 300 | | 12-14 | 143835 | 26.99 | E | 143835 | 26.99 | E | 143835 | 26.99 | E |
| FE 350 | | 13 | 143835 | 26.99 | E | 143835 | 26.99 | E | 143835 | 26.99 | E |
| FE 450 | | 14 | ---- | | | 143835 | 26.99 | E | 143835 | 26.99 | E |
| FE 501 | | 13 | 143835 | 26.99 | E | 143835 | 26.99 | E | 143835 | 26.99 | E |
| FE 501 | | 14 | 143835 | 26.99 | E | 143835 | 26.99 | E | ---- | | |
| HUSQVARNA | | | | | | | | | | | |
| TC 125 | | 15 | 143835 | 26.99 | E | 143835 | 26.99 | E | 143835 | 26.99 | E |
| FC 250 | | 14-15 | 143835 | 26.99 | E | 143835 | 26.99 | E | 143835 | 26.99 | E |
| FE 250 | | 14-15 | 143835 | 26.99 | E | 143835 | 26.99 | E | 143835 | 26.99 | E |
| TE 250 2-Stroke | | 14-15 | 143835 | 26.99 | E | 143835 | 26.99 | E | 143835 | 26.99 | E |
| TE 300 2-Stroke | | 14-15 | 143835 | 26.99 | E | 143835 | 26.99 | E | 143835 | 26.99 | E |
| FC 350 | | 14-15 | 143835 | 26.99 | E | 143835 | 26.99 | E | 143835 | 26.99 | E |
| FE 350 | | 14-15 | 143835 | 26.99 | E | 143835 | 26.99 | E | 143835 | 26.99 | E |
| FC 450 | | 15 | 143835 | 26.99 | E | 143835 | 26.99 | E | 143835 | 26.99 | E |
| FE 450 | | 14-15 | 143835 | 26.99 | E | 143835 | 26.99 | E | 143835 | 26.99 | E |
| FE 501 | | 14-15 | 143835 | 26.99 | E | 143835 | 26.99 | E | 143835 | 26.99 | E |

- accessories
- body
- handlebar & grips
- cables & levers
- exhaust
- engine
- fuel & intake
- electrical & ignition
- clutch
- drive
- bearings
- brakes
- steering & suspension
- tires
- tools & shop

BRAKE BLEEDERS CONTINUED

| MODEL | FN | YEAR | BRAKE BLEEDER FRONT | | | BRAKE BLEEDER REAR | | | CLUTCH BLEEDER | |
|------------------------|-----|-------|---------------------|-------|---|--------------------|-------|---|----------------|---------|
| KAWASAKI | | | | | | | | | | |
| KX 65 | 122 | 00-16 | 144149 | 26.99 | E | 144149 | 26.99 | E | ---- | |
| KX 85 | | 01-16 | 144149 | 26.99 | E | ---- | | | ---- | |
| KX 85 | 122 | 01-16 | ---- | | | 144149 | 26.99 | E | ---- | |
| KX 100 | | 95-09 | 144149 | 26.99 | E | 143835 | 26.99 | E | ---- | |
| KX 100 | | 11-16 | 144149 | 26.99 | E | 143835 | 26.99 | E | ---- | |
| KX 125 | 122 | 89-05 | 144149 | 26.99 | E | 144149 | 26.99 | E | ---- | |
| KDX 200 | | 86-92 | 144149 | 26.99 | E | ---- | | | ---- | |
| KDX 200 | 122 | 89-92 | ---- | | | 144149 | 26.99 | E | ---- | |
| KDX 200 | 122 | 93-06 | 144149 | 26.99 | E | 144149 | 26.99 | E | ---- | |
| KDX 220R | 122 | 97-05 | 144149 | 26.99 | E | 144149 | 26.99 | E | ---- | |
| KDX 250 | 122 | 91-94 | 144149 | 26.99 | E | 144149 | 26.99 | E | ---- | |
| KL 250D/KLR 250 | | 90-03 | 144149 | 26.99 | E | ---- | | | ---- | |
| KL 250D/KLR 250 | | 05 | 144149 | 26.99 | E | ---- | | | ---- | |
| KX 250 | 122 | 89-07 | 144149 | 26.99 | E | 144149 | 26.99 | E | ---- | |
| KX 250F | 122 | 04-14 | ---- | | | 144149 | 26.99 | E | ---- | |
| KLX 300A/KLX 300R | 122 | 97-07 | 144149 | 26.99 | E | 144149 | 26.99 | E | ---- | |
| KLX 450A/KLX 450R | 122 | 08-09 | 144149 | 26.99 | E | 144149 | 26.99 | E | ---- | |
| KLX 450AA (Australian) | 122 | 12-13 | 144149 | 26.99 | E | 144149 | 26.99 | E | ---- | |
| KX 450F | 122 | 06-14 | ---- | | | 144149 | 26.99 | E | ---- | |
| KX 500 | 122 | 89-04 | 144149 | 26.99 | E | 144149 | 26.99 | E | ---- | |
| KL 650A/KLR 650 | 122 | 91-07 | 144149 | 26.99 | E | 144149 | 26.99 | E | ---- | |
| KTM | | | | | | | | | | |
| 125 EXC | | 98-05 | 144150 | 26.99 | E | ---- | | | 143835 | 26.99 E |
| 125 MXC | | 98 | 144150 | 26.99 | E | ---- | | | 143835 | 26.99 E |
| 125 MXC | | 01-02 | 144150 | 26.99 | E | ---- | | | 143835 | 26.99 E |
| 125 SX | | 98-03 | 144150 | 26.99 | E | 144150 | 26.99 | E | 143835 | 26.99 E |
| 125 SX | | 04-08 | 144150 | 26.99 | E | 143835 | 26.99 | E | 143835 | 26.99 E |
| 125 SX | | 09 | 143835 | 26.99 | E | 143835 | 26.99 | E | 143835 | 26.99 E |
| 125 SX | | 11-15 | 143835 | 26.99 | E | 143835 | 26.99 | E | 143835 | 26.99 E |
| 144 SX | | 07-08 | 144150 | 26.99 | E | 143835 | 26.99 | E | 143835 | 26.99 E |
| 150 SX | | 09-15 | 143835 | 26.99 | E | 143835 | 26.99 | E | 143835 | 26.99 E |
| 150 XC | | 10-14 | 143835 | 26.99 | E | 143835 | 26.99 | E | 143835 | 26.99 E |
| 200 EXC | | 98-03 | 144150 | 26.99 | E | 144150 | 26.99 | E | 143835 | 26.99 E |
| 200 EXC | | 04-05 | 144150 | 26.99 | E | 143835 | 26.99 | E | 143835 | 26.99 E |
| 200 MXC | | 98-03 | 144150 | 26.99 | E | 144150 | 26.99 | E | 143835 | 26.99 E |
| 200 MXC | | 04-05 | 144150 | 26.99 | E | 143835 | 26.99 | E | 143835 | 26.99 E |
| 200 SX | | 01-03 | 144150 | 26.99 | E | 144150 | 26.99 | E | 143835 | 26.99 E |
| 200 SX | | 04 | 144150 | 26.99 | E | 143835 | 26.99 | E | 143835 | 26.99 E |
| 200 XC | | 06-09 | 144150 | 26.99 | E | 143835 | 26.99 | E | 143835 | 26.99 E |
| 200 XCW | | 06-09 | 144150 | 26.99 | E | 143835 | 26.99 | E | 143835 | 26.99 E |
| 200 XCW | | 10-16 | 143835 | 26.99 | E | 143835 | 26.99 | E | 143835 | 26.99 E |
| 250 EXC | | 98-03 | 144150 | 26.99 | E | 144150 | 26.99 | E | ---- | |
| 250 EXC | | 04-05 | 144150 | 26.99 | E | 143835 | 26.99 | E | ---- | |
| 250 EXCG | | 02-03 | 144150 | 26.99 | E | 144150 | 26.99 | E | ---- | |
| 250 EXCG | | 04-05 | 144150 | 26.99 | E | 143835 | 26.99 | E | ---- | |
| 250 MXC | | 98-02 | 144150 | 26.99 | E | 144150 | 26.99 | E | ---- | |
| 250 SX | | 98-02 | 144150 | 26.99 | E | 144150 | 26.99 | E | ---- | |
| 250 SX | | 03-08 | 144150 | 26.99 | E | 143835 | 26.99 | E | ---- | |
| 250 SX | | 09 | 143835 | 26.99 | E | 143835 | 26.99 | E | 143835 | 26.99 E |
| 250 SX | | 10 | 143835 | 26.99 | E | ---- | | | ---- | |
| 250 SX | | 11-15 | 143835 | 26.99 | E | 143835 | 26.99 | E | 143835 | 26.99 E |
| 250 SXF | | 06 | 144150 | 26.99 | E | 143835 | 26.99 | E | ---- | |
| 250 SXF | | 07-08 | 144150 | 26.99 | E | 143835 | 26.99 | E | 143835 | 26.99 E |

BRAKE BLEEDERS CONTINUED

| MODEL | FN | YEAR | BRAKE BLEEDER FRONT | | | BRAKE BLEEDER REAR | | | CLUTCH BLEEDER | | |
|----------------------------|----|-------|---------------------|-------|---|--------------------|-------|---|----------------|-------|---|
| KTM CONTINUED | | | | | | | | | | | |
| 250 SXF | | 09-15 | 143835 | 26.99 | E | 143835 | 26.99 | E | 143835 | 26.99 | E |
| 250 XC 2T E-Start | | 06-08 | 144150 | 26.99 | E | 143835 | 26.99 | E | ---- | | |
| 250 XC 2T E-Start | | 09 | 144150 | 26.99 | E | 143835 | 26.99 | E | 143835 | 26.99 | E |
| 250 XC 2T E-Start | | 10-15 | 143835 | 26.99 | E | 143835 | 26.99 | E | 143835 | 26.99 | E |
| 250 XCF | | 07-09 | 144150 | 26.99 | E | 143835 | 26.99 | E | 143835 | 26.99 | E |
| 250 XCF | | 12-15 | 143835 | 26.99 | E | 143835 | 26.99 | E | 143835 | 26.99 | E |
| 250 XCFW | | 06 | 144150 | 26.99 | E | 143835 | 26.99 | E | ---- | | |
| 250 XCFW | | 07-09 | 144150 | 26.99 | E | 143835 | 26.99 | E | 143835 | 26.99 | E |
| 250 XCFW | | 12 | 143835 | 26.99 | E | 143835 | 26.99 | E | 143835 | 26.99 | E |
| 250 XCFW | | 13 | 143835 | 26.99 | E | 143835 | 26.99 | E | ---- | | |
| 250 XCFW | | 14-15 | 143835 | 26.99 | E | 143835 | 26.99 | E | 143835 | 26.99 | E |
| 250 XCFW Champions Edition | | 10 | 144150 | 26.99 | E | 143835 | 26.99 | E | 143835 | 26.99 | E |
| 250 XCFW Six Days | | 11 | 144150 | 26.99 | E | 143835 | 26.99 | E | 143835 | 26.99 | E |
| 250 XCW | | 08-09 | 144150 | 26.99 | E | 143835 | 26.99 | E | 143835 | 26.99 | E |
| 250 XCW | | 10-15 | 143835 | 26.99 | E | 143835 | 26.99 | E | 143835 | 26.99 | E |
| 300 EXC | | 98-03 | 144150 | 26.99 | E | 144150 | 26.99 | E | ---- | | |
| 300 EXC | | 04-05 | 144150 | 26.99 | E | 143835 | 26.99 | E | ---- | | |
| 300 MXC | | 98-03 | 144150 | 26.99 | E | 144150 | 26.99 | E | ---- | | |
| 300 MXC | | 04-05 | 144150 | 26.99 | E | 143835 | 26.99 | E | ---- | | |
| 300 XC | | 06-07 | 144150 | 26.99 | E | 143835 | 26.99 | E | ---- | | |
| 300 XC | | 08-09 | 144150 | 26.99 | E | 143835 | 26.99 | E | 143835 | 26.99 | E |
| 300 XC | | 10-15 | 143835 | 26.99 | E | 143835 | 26.99 | E | 143835 | 26.99 | E |
| 300 XCW | | 06-07 | 144150 | 26.99 | E | 143835 | 26.99 | E | ---- | | |
| 300 XCW | | 08-09 | 144150 | 26.99 | E | 143835 | 26.99 | E | 143835 | 26.99 | E |
| 300 XCW | | 10-15 | 143835 | 26.99 | E | 143835 | 26.99 | E | 143835 | 26.99 | E |
| 300 XCW Six Days | | 14-15 | 143835 | 26.99 | E | 143835 | 26.99 | E | 143835 | 26.99 | E |
| 350 EXCF | | 12-15 | 143835 | 26.99 | E | 143835 | 26.99 | E | 143835 | 26.99 | E |
| 350 SXF | | 11-15 | 143835 | 26.99 | E | 143835 | 26.99 | E | 143835 | 26.99 | E |
| 350 XCF | | 11-15 | 143835 | 26.99 | E | 143835 | 26.99 | E | 143835 | 26.99 | E |
| 350 XCFW | | 12-16 | 143835 | 26.99 | E | 143835 | 26.99 | E | 143835 | 26.99 | E |
| 350 XCFW Six Days | | 15 | 143835 | 26.99 | E | 143835 | 26.99 | E | 143835 | 26.99 | E |
| 380 EXC | | 98-02 | 144150 | 26.99 | E | 144150 | 26.99 | E | ---- | | |
| 380 MXC | | 98-02 | 144150 | 26.99 | E | 144150 | 26.99 | E | ---- | | |
| 380 SX | | 98-02 | 144150 | 26.99 | E | 144150 | 26.99 | E | ---- | | |
| 400 EXCG | | 00 | 144150 | 26.99 | E | 144150 | 26.99 | E | ---- | | |
| 400 EXCG | | 02-03 | 144150 | 26.99 | E | 144150 | 26.99 | E | ---- | | |
| 400 EXCG | | 04-06 | 144150 | 26.99 | E | 143835 | 26.99 | E | ---- | | |
| 400 MXC | | 99-02 | 144150 | 26.99 | E | 144150 | 26.99 | E | ---- | | |
| 400 SX | | 98-02 | 144150 | 26.99 | E | 144150 | 26.99 | E | ---- | | |
| 400 SXC | | 98-02 | 144150 | 26.99 | E | 144150 | 26.99 | E | ---- | | |
| 400 XCW | | 07 | 144150 | 26.99 | E | 143835 | 26.99 | E | ---- | | |
| 400 XCW | | 09 | 144150 | 26.99 | E | 143835 | 26.99 | E | 143835 | 26.99 | E |
| 400 XCW | | 10-11 | 143835 | 26.99 | E | 143835 | 26.99 | E | 143835 | 26.99 | E |
| 450 EXCG | | 03 | 144150 | 26.99 | E | 144150 | 26.99 | E | ---- | | |
| 450 EXCG | | 04-06 | 144150 | 26.99 | E | 143835 | 26.99 | E | ---- | | |
| 450 EXCR | | 08-09 | 144150 | 26.99 | E | 143835 | 26.99 | E | 143835 | 26.99 | E |
| 450 EXCR | | 11 | 143835 | 26.99 | E | 143835 | 26.99 | E | 143835 | 26.99 | E |
| 450 MXCG | | 03 | 144150 | 26.99 | E | 144150 | 26.99 | E | ---- | | |
| 450 MXCG | | 04-05 | 144150 | 26.99 | E | 143835 | 26.99 | E | ---- | | |
| 450 SXF | | 03-08 | 144150 | 26.99 | E | 143835 | 26.99 | E | ---- | | |
| 450 SXF | | 09 | 143835 | 26.99 | E | 143835 | 26.99 | E | 143835 | 26.99 | E |
| 450 SXF | | 10 | 144150 | 26.99 | E | 143835 | 26.99 | E | 143835 | 26.99 | E |
| 450 SXF | | 11-15 | 143835 | 26.99 | E | 143835 | 26.99 | E | 143835 | 26.99 | E |
| 450 XCF | | 07 | 144150 | 26.99 | E | 143835 | 26.99 | E | ---- | | |

- accessories
- body
- handlebar & grips
- cables & levers
- exhaust
- engine
- fuel & intake
- electrical & ignition
- clutch
- drive
- bearings
- brakes
- steering & suspension
- tires
- tools & shop

BRAKE BLEEDERS CONTINUED

accessories
body
handlebar & grips
cables & levers
exhaust
engine
fuel & intake
electrical & ignition
clutch
drive
bearings
brakes
steering & suspension
tires
tools & shop

| MODEL | FN | YEAR | BRAKE BLEEDER FRONT | | | BRAKE BLEEDER REAR | | | CLUTCH BLEEDER | | |
|-----------------------------------|----|-------|---------------------|-------|---|--------------------|-------|---|----------------|-------|---|
| KTM CONTINUED | | | | | | | | | | | |
| 450 XCF | | 08-09 | 144150 | 26.99 | E | 143835 | 26.99 | E | 143835 | 26.99 | E |
| 450 XCF | | 13-15 | 143835 | 26.99 | E | 143835 | 26.99 | E | 143835 | 26.99 | E |
| 450 XCFW Champions Edition | | 10 | 144150 | 26.99 | E | 143835 | 26.99 | E | 143835 | 26.99 | E |
| 450 XCRW | | 08 | 144150 | 26.99 | E | 143835 | 26.99 | E | 143835 | 26.99 | E |
| 450 XCW | | 07 | 144150 | 26.99 | E | 143835 | 26.99 | E | ---- | | |
| 450 XCW | | 09 | 144150 | 26.99 | E | 143835 | 26.99 | E | 143835 | 26.99 | E |
| 450 XCW | | 12-15 | 143835 | 26.99 | E | 143835 | 26.99 | E | 143835 | 26.99 | E |
| 450 XCW Six Days | | 10-11 | 143835 | 26.99 | E | 143835 | 26.99 | E | 143835 | 26.99 | E |
| 500 EXC | | 12-15 | 143835 | 26.99 | E | 143835 | 26.99 | E | 143835 | 26.99 | E |
| 500 XCW | | 12-15 | 143835 | 26.99 | E | 143835 | 26.99 | E | 143835 | 26.99 | E |
| 505 SXF | | 08-09 | 144150 | 26.99 | E | 143835 | 26.99 | E | ---- | | |
| 505 XCF | | 08-09 | 144150 | 26.99 | E | 143835 | 26.99 | E | ---- | | |
| 520 EXC | | 00-02 | 144150 | 26.99 | E | ---- | | | ---- | | |
| 520 MXC | | 00-02 | 144150 | 26.99 | E | ---- | | | ---- | | |
| 520 SX | | 00-02 | 144150 | 26.99 | E | ---- | | | ---- | | |
| 525 EXC | | 04-06 | 144150 | 26.99 | E | 143835 | 26.99 | E | ---- | | |
| 525 MXCG | | 03 | 144150 | 26.99 | E | 144150 | 26.99 | E | ---- | | |
| 525 MXCG | | 04-05 | 144150 | 26.99 | E | 143835 | 26.99 | E | ---- | | |
| 525 SX | | 03 | 144150 | 26.99 | E | 144150 | 26.99 | E | ---- | | |
| 525 SX | | 04-06 | 144150 | 26.99 | E | 143835 | 26.99 | E | ---- | | |
| 525 XC | | 07 | 144150 | 26.99 | E | 143835 | 26.99 | E | ---- | | |
| 525 XCW | | 07 | 144150 | 26.99 | E | 143835 | 26.99 | E | ---- | | |
| 530 EXC | | 09 | 144150 | 26.99 | E | 143835 | 26.99 | E | 143835 | 26.99 | E |
| 530 EXC | | 11 | 143835 | 26.99 | E | 143835 | 26.99 | E | 143835 | 26.99 | E |
| 530 EXC Champions Edition | | 11 | 143835 | 26.99 | E | 143835 | 26.99 | E | 143835 | 26.99 | E |
| 530 EXCR | | 08 | 144150 | 26.99 | E | 143835 | 26.99 | E | 143835 | 26.99 | E |
| 530 XCRW | | 08 | 144150 | 26.99 | E | 143835 | 26.99 | E | 143835 | 26.99 | E |
| 530 XCW | | 09 | 144150 | 26.99 | E | 143835 | 26.99 | E | 143835 | 26.99 | E |
| 530 XCW Six Days | | 11 | 143835 | 26.99 | E | 143835 | 26.99 | E | 143835 | 26.99 | E |
| 660 RFR (Rally Factory Replica) | | 07 | ---- | | | ---- | | | 143835 | 26.99 | E |
| 690 Enduro | | 08-13 | 144150 | 26.99 | E | 144150 | 26.99 | E | ---- | | |
| 950 Adventure | | 03-06 | ---- | | | ---- | | | 143835 | 26.99 | E |
| 950 Super EnduroR | | 07-09 | ---- | | | ---- | | | 143835 | 26.99 | E |
| 990 Adventure | | 07-10 | 144150 | 26.99 | E | ---- | | | 143835 | 26.99 | E |
| 990 Adventure R | | 09-12 | 144150 | 26.99 | E | ---- | | | 143835 | 26.99 | E |
| SUZUKI | | | | | | | | | | | |
| RM 85 | | 02-10 | 143835 | 26.99 | E | 143835 | 26.99 | E | ---- | | |
| RM 85 | | 12 | 143835 | 26.99 | E | 143835 | 26.99 | E | ---- | | |
| RM 85 | | 15 | 143835 | 26.99 | E | 143835 | 26.99 | E | ---- | | |
| RM 85L | | 03-07 | 143835 | 26.99 | E | 143835 | 26.99 | E | ---- | | |
| RM 125 | | 84-87 | 143835 | 26.99 | E | ---- | | | ---- | | |
| RM 125 | | 88-08 | 143835 | 26.99 | E | 143835 | 26.99 | E | ---- | | |
| RM 250 | | 84-86 | 143835 | 26.99 | E | ---- | | | ---- | | |
| RM 250 | | 87-08 | 143835 | 26.99 | E | 143835 | 26.99 | E | ---- | | |
| RMX 250 | | 89-98 | 143835 | 26.99 | E | 143835 | 26.99 | E | ---- | | |
| RMZ 250 | | 04-16 | 143835 | 26.99 | E | 143835 | 26.99 | E | ---- | | |
| DRZ 400S | | 00-09 | 143835 | 26.99 | E | 143835 | 26.99 | E | ---- | | |
| DRZ 400S | | 11-15 | 143835 | 26.99 | E | 143835 | 26.99 | E | ---- | | |
| RMZ 450 | | 05-12 | 143835 | 26.99 | E | 143835 | 26.99 | E | ---- | | |
| DL 650 V-Strom | | 04-09 | 143835 | 26.99 | E | 143835 | 26.99 | E | ---- | | |
| DL 650 V-Strom | | 11 | 143835 | 26.99 | E | 143835 | 26.99 | E | ---- | | |
| DL 650A V-Strom 650 ABS Adventure | | 07-09 | 143835 | 26.99 | E | 143835 | 26.99 | E | ---- | | |
| DL 650A V-Strom 650 ABS Adventure | | 12 | 143835 | 26.99 | E | 143835 | 26.99 | E | ---- | | |

BRAKE BLEEDERS CONTINUED

| MODEL | FN | YEAR | BRAKE BLEEDER FRONT | | | BRAKE BLEEDER REAR | | | CLUTCH BLEEDER | | |
|-------------------------|----|-------|---------------------|-------|---|--------------------|-------|---|----------------|-------|---|
| SUZUKI CONTINUED | | | | | | | | | | | |
| DR 650SE | | 92-09 | 143835 | 26.99 | E | 143835 | 26.99 | E | ---- | | |
| DR 650SE | | 11-16 | 143835 | 26.99 | E | 143835 | 26.99 | E | ---- | | |
| DL 1000 V-Strom | | 02-09 | 143835 | 26.99 | E | 143835 | 26.99 | E | 143835 | 26.99 | E |
| YAMAHA | | | | | | | | | | | |
| YZ 125 | | 90-15 | 143835 | 26.99 | E | 143835 | 26.99 | E | ---- | | |
| TW 200 | | 01-15 | 143835 | 26.99 | E | ---- | | | ---- | | |
| WR 250F | | 01-09 | 143835 | 26.99 | E | 143835 | 26.99 | E | ---- | | |
| WR 250F | | 11-13 | 143835 | 26.99 | E | 143835 | 26.99 | E | ---- | | |
| WR 250R Dual Sport | | 08-15 | 143835 | 26.99 | E | 143835 | 26.99 | E | ---- | | |
| XT 250 | | 08-15 | 143835 | 26.99 | E | 143835 | 26.99 | E | ---- | | |
| YZ 250 | | 90-15 | 143835 | 26.99 | E | 143835 | 26.99 | E | ---- | | |
| YZ 250F | | 01-16 | 143835 | 26.99 | E | 143835 | 26.99 | E | ---- | | |
| YZ 250FX X-Country | | 15 | 143835 | 26.99 | E | 143835 | 26.99 | E | ---- | | |
| WR 400F | | 98 | 143835 | 26.99 | E | 143835 | 26.99 | E | ---- | | |
| WR 400F | | 99 | ---- | | | 143835 | 26.99 | E | ---- | | |
| YZ 400F | | 98-99 | ---- | | | 143835 | 26.99 | E | ---- | | |
| WR 426F | | 00-02 | 143835 | 26.99 | E | 143835 | 26.99 | E | ---- | | |
| YZ 426F | | 00-02 | 143835 | 26.99 | E | 143835 | 26.99 | E | ---- | | |
| WR 450F | | 03-09 | 143835 | 26.99 | E | 143835 | 26.99 | E | ---- | | |
| WR 450F | | 11-15 | 143835 | 26.99 | E | 143835 | 26.99 | E | ---- | | |
| YZ 450F | | 03-16 | 143835 | 26.99 | E | 143835 | 26.99 | E | ---- | | |

FOOTNOTES

122:

Kawasaki updated the bleeder screw from 10 mm to 8 mm on some models. Physically check your caliper bleeder screw to determine if the bleeder screw has an 8 mm or 10 mm hex size. If the bleeder screw is 8 mm, purchase part number **143835** 8 mm mini bleeder.

MINI BLEEDERS

- Combines wrench and bleeder valve into one convenient and compact tool
- Bleeds brake systems and hydraulic clutch systems
- Internal check valve for fast easy bleeding
- Anodized billet aluminum handle with chromoly steel body
- Compact size for tight spaces
- High quality internal seal
- Multi position handle

| DESCRIPTION | PART # | | | |
|-------------|--------|-------|---|--|
| 8mm | 143835 | 26.99 | E | |
| 10mm | 144149 | 26.99 | E | |
| 11mm | 144150 | 26.99 | E | |
| 3/8" | 144162 | 26.99 | E | |



HYDRAULIC BRAKE BLEEDER



678143 17.99 E

- Provides a simple method of checking needle and seat pressure as well as impulse diaphragms, etc.

MICRO BLEEDERS



| DESCRIPTION | PART # | | | |
|-------------------------|--------|-------|---|--|
| M5x0.8 for Showa (Gold) | 144190 | 14.99 | E | |
| M5x0.8 for KYB (Silver) | 144194 | 14.99 | E | |

- Ultra-compact, low profile design is only 11 mm high installed
- Stainless steel body is stronger and will not corrode
- Easy to install, simply replace the OE bleeder screw with the Micro Bleeder
- Reduces harshness caused by air build-up
- Allows bleeding of air pressure without tools
- Kit includes two bleeder valves



accessories
body
handlebar & grips
cables & levers
exhaust
engine
fuel & intake
electrical & ignition
clutch
drive
bearings
brakes
steering & suspension
tires
tools & shop

- accessories
- body
- handlebar & grips
- cables & levers
- exhaust
- engine
- fuel & intake
- electrical & ignition
- clutch
- drive
- bearings
- brakes
- steering & suspension
- tires
- tools & shop



HONDA ENGINE TOOLS

CAM GEAR HOLDER

- Holds cam gear in place allowing for easy removal and installation of cam gear bolts without help from a second person
- Designed for use on stock and aftermarket cam gears for 2002-2006 CRF450R/X & 2006-2012 TRX450R/ER
- Reduces stress on cam chain and adjuster
- Billet 6061 T-6 aluminum construction with hardened steel pin
- Blue anodized finish with laser engraved Motion Pro logo



SPARK PLUG SOCKETS

- Thinwall design to fit into low clearance plug caps
- Socket can be driven with various tools
- Limited lifetime warranty



VALVE TAPPET TOOL

- Heat treated and chrome plated for durability
- Kits include wrench with adjuster
- Fits motorcycles and ATVs with screw-type adjusters

OIL FILTER & CLUTCH HUB SPANNER

- Made of heat-treated steel
- Use with a 3/8 inch driver
- Inside diameter is 24mm
- Designed to fit oil filter & clutch hub nut on many Honda models (single and twin-cylinder machines)
- Fits: most pre-78 CB, CL, CT, SL & XL models, XR200 80-84, XR200R 81-01, XR250L 91-96, XR250R 86-95 & GL1000 75-77
- Replaces large end of 07716-0020100 OEM tool



VALVE STEM SEAL INSTALL TOOL

- Properly aligns valve stem seal to valve guide so seal snaps on straight every time
- Holds four valve guide seals at one time for quick and easy installation on multi valve cylinders
- Contoured design in bottom of handle cradles and protects the delicate inner lip of the valve stem seal while directing tool force to the sturdy outer rim.
- Slim profile allows easy access to valve guides even on modern compact heads with deep lifter bores
- Rounded tip will not damage inner lip of valve stem seal or valve guide bore
- Anodized aluminum handles with stainless steel pilot shafts
- Limited lifetime warranty



HONDA ENGINE TOOLS PRICING

| | | |
|--------|-------|---|
| 142347 | 24.99 | E |
| 142023 | 8.99 | E |
| 678239 | 20.99 | E |
| 678175 | 21.99 | E |

| | | |
|--------|-------|---|
| 144282 | 18.99 | E |
| 144278 | 11.99 | E |
| 144279 | 11.99 | E |
| 144153 | 11.99 | E |

| | | |
|--------|-------|---|
| 682037 | 16.99 | E |
| 682031 | 16.99 | E |
| 682035 | 16.99 | E |

| MODEL | TYPE | YEAR | CAM GEAR HOLDER | CLUTCH HUB NUT SPANNER SOCKET | OIL FILTER NUT SPANNER SOCKET | SPARK PLUG SOCKET | VALVE STEM SEAL INSTALL TOOL EXH | VALVE STEM SEAL INSTALL TOOL EXH/IN | VALVE STEM SEAL INSTALL TOOL INT | VALVE TAPPET TOOL |
|--------------|------------|-------|-----------------|-------------------------------|-------------------------------|-------------------|----------------------------------|-------------------------------------|----------------------------------|-------------------|
| HONDA | | | | | | | | | | |
| CRF50F | Offroad | 04-15 | ---- | ---- | ---- | ---- | ---- | ---- | ---- | 682037 |
| XR50R | Offroad | 00-03 | ---- | ---- | ---- | ---- | ---- | ---- | ---- | 682037 |
| Z50R | Offroad | 79-99 | ---- | ---- | ---- | ---- | ---- | ---- | ---- | 682037 |
| CRF70F | Offroad | 04-09 | ---- | ---- | ---- | ---- | ---- | ---- | ---- | 682037 |
| CRF70F | Offroad | 11-12 | ---- | ---- | ---- | ---- | ---- | ---- | ---- | 682037 |
| CT70 | Offroad | 77-82 | ---- | ---- | ---- | ---- | ---- | ---- | ---- | 682037 |
| XR70R | Offroad | 97-03 | ---- | ---- | ---- | ---- | ---- | ---- | ---- | 682037 |
| XL75 | Dual Sport | 77-79 | ---- | ---- | ---- | ---- | ---- | ---- | ---- | 682037 |
| XR75 | Offroad | 77-78 | ---- | ---- | ---- | ---- | ---- | ---- | ---- | 682037 |
| CRF80F | Offroad | 04-09 | ---- | ---- | ---- | ---- | ---- | ---- | ---- | 682037 |
| CRF80F | Offroad | 11-13 | ---- | ---- | ---- | ---- | ---- | ---- | ---- | 682037 |
| XL80S | Dual Sport | 80-85 | ---- | ---- | ---- | ---- | ---- | ---- | ---- | 682037 |
| XR80 | Offroad | 79-84 | ---- | ---- | ---- | ---- | ---- | ---- | ---- | 682037 |
| XR80R | Offroad | 85-03 | ---- | ---- | ---- | ---- | ---- | ---- | ---- | 682037 |
| CT90 | Offroad | 77-79 | ---- | ---- | ---- | ---- | ---- | ---- | ---- | 682037 |
| CRF100F | Offroad | 04-09 | ---- | ---- | ---- | ---- | ---- | ---- | ---- | 682037 |
| CRF100F | Offroad | 11-13 | ---- | ---- | ---- | ---- | ---- | ---- | ---- | 682037 |
| XL100 | Dual Sport | 77-78 | ---- | ---- | ---- | ---- | ---- | ---- | ---- | 682037 |
| XL100S | Dual Sport | 77-85 | ---- | ---- | ---- | ---- | ---- | ---- | ---- | 682037 |
| XR100 | Offroad | 81-84 | ---- | ---- | ---- | ---- | ---- | ---- | ---- | 682037 |
| XR100R | Offroad | 81-03 | ---- | ---- | ---- | ---- | ---- | ---- | ---- | 682037 |
| CT110 | Offroad | 80-84 | ---- | ---- | ---- | ---- | ---- | ---- | ---- | 682037 |
| CT110 | Offroad | 86 | ---- | ---- | ---- | ---- | ---- | ---- | ---- | 682037 |

HONDA ENGINE TOOLS CONTINUED

| MODEL | TYPE | YEAR | CAM GEAR HOLDER | CLUTCH HUB NUT SPANNER SOCKET | OIL FILTER NUT SPANNER SOCKET | SPARK PLUG SOCKET | VALVE STEM SEAL INSTALL TOOL EXH | VALVE STEM SEAL INSTALL TOOL EXH/IN | VALVE STEM SEAL INSTALL TOOL INT | VALVE TAPPET TOOL |
|----------|------------|-------|-----------------|-------------------------------|-------------------------------|-------------------|----------------------------------|-------------------------------------|----------------------------------|-------------------|
| TL125 | Offroad | 73-76 | ---- | ---- | ---- | ---- | ---- | ---- | ---- | 682031 |
| XL125S | Dual Sport | 74-80 | ---- | ---- | ---- | ---- | ---- | ---- | ---- | 682035 |
| CRF150F | Offroad | 07-09 | ---- | ---- | ---- | ---- | ---- | ---- | ---- | 682031 |
| CRF150F | Offroad | 12-15 | ---- | ---- | ---- | ---- | ---- | ---- | ---- | 682031 |
| CRF150R | Offroad | 07-09 | ---- | ---- | ---- | 678239 | ---- | ---- | ---- | ---- |
| CRF150R | Offroad | 12-15 | ---- | ---- | ---- | 678239 | ---- | ---- | ---- | ---- |
| CRF150RB | Offroad | 07-09 | ---- | ---- | ---- | 678239 | ---- | ---- | ---- | ---- |
| CRF150RB | Offroad | 12-15 | ---- | ---- | ---- | 678239 | ---- | ---- | ---- | ---- |
| XL175 | Dual Sport | 76-78 | ---- | ---- | ---- | ---- | ---- | ---- | ---- | 682035 |
| XL175K | Dual Sport | 73-75 | ---- | ---- | ---- | ---- | ---- | ---- | ---- | 682035 |
| XL185S | Dual Sport | 79-80 | ---- | ---- | ---- | ---- | ---- | ---- | ---- | 682035 |
| XR185 | Offroad | 79 | ---- | ---- | ---- | ---- | ---- | ---- | ---- | 682035 |
| TR200 | Offroad | 86-87 | ---- | ---- | ---- | 678175 | ---- | ---- | ---- | ---- |
| XR200 | Offroad | 80 | ---- | ---- | ---- | ---- | ---- | ---- | ---- | 682035 |
| XR200R | Offroad | 81-83 | ---- | 142023 | 142023 | ---- | ---- | ---- | ---- | 682035 |
| XR200R | Offroad | 84-88 | ---- | 142023 | 142023 | 678175 | ---- | ---- | ---- | 682035 |
| XR200R | Offroad | 89 | ---- | 142023 | 142023 | ---- | ---- | ---- | ---- | 682035 |
| XR200R | Offroad | 90-91 | ---- | 142023 | 142023 | 678175 | ---- | ---- | ---- | 682035 |
| XR200R | Offroad | 92 | ---- | 142023 | 142023 | ---- | ---- | ---- | ---- | 682035 |
| XR200R | Offroad | 93 | ---- | 142023 | 142023 | 678175 | ---- | ---- | ---- | 682035 |
| XR200R | Offroad | 94-02 | ---- | 142023 | 142023 | ---- | ---- | ---- | ---- | 682035 |
| CRF230L | Dual Sport | 08-09 | ---- | ---- | 142023 | ---- | ---- | ---- | ---- | ---- |
| CRF250R | Offroad | 04-07 | ---- | ---- | ---- | 678239 | ---- | 144279 | ---- | ---- |
| CRF250R | Offroad | 08-09 | ---- | ---- | ---- | 678239 | 144278 | ---- | 144279 | ---- |
| CRF250R | Offroad | 10-11 | ---- | ---- | ---- | 144282 | 144278 | ---- | 144279 | ---- |
| CRF250R | Offroad | 12 | ---- | ---- | ---- | 144282 | 144278 | ---- | ---- | ---- |
| CRF250R | Offroad | 13 | ---- | ---- | ---- | 144282 | 144278 | ---- | 144279 | ---- |
| CRF250R | Offroad | 14-16 | ---- | ---- | ---- | 144282 | ---- | ---- | ---- | ---- |
| CRF250X | Offroad | 04-09 | ---- | ---- | ---- | 678239 | ---- | 144279 | ---- | ---- |
| CRF250X | Offroad | 12-13 | ---- | ---- | ---- | 678239 | ---- | 144279 | ---- | ---- |
| XL250R | Dual Sport | 81 | ---- | ---- | ---- | ---- | ---- | ---- | ---- | 682037 |
| XL250R | Dual Sport | 83 | ---- | ---- | ---- | ---- | ---- | ---- | ---- | 682037 |
| XL250S | Dual Sport | 78-81 | ---- | ---- | ---- | ---- | ---- | ---- | ---- | 682037 |
| XR250 | Offroad | 78-82 | ---- | ---- | ---- | ---- | ---- | ---- | ---- | 682037 |
| XR250R | Offroad | 81-82 | ---- | ---- | ---- | ---- | ---- | ---- | ---- | 682037 |
| XR250R | Offroad | 84-95 | ---- | ---- | ---- | 678175 | ---- | ---- | ---- | ---- |
| XL350 | Dual Sport | 74-78 | ---- | ---- | ---- | ---- | ---- | ---- | ---- | 682035 |
| XL350R | Dual Sport | 83-84 | ---- | ---- | ---- | 678175 | ---- | ---- | ---- | ---- |
| XR350R | Offroad | 83-85 | ---- | ---- | ---- | 678175 | ---- | ---- | ---- | ---- |
| XR400R | Offroad | 96-04 | ---- | ---- | ---- | 678175 | ---- | ---- | ---- | ---- |
| CRF450R | Offroad | 02-06 | 142347 | ---- | ---- | 678239 | 144279 | ---- | 144153 | ---- |
| CRF450R | Offroad | 07-08 | ---- | ---- | ---- | 678239 | 144279 | ---- | 144153 | ---- |
| CRF450R | Offroad | 09-12 | ---- | ---- | ---- | 144282 | ---- | 144279 | ---- | ---- |
| CRF450R | Offroad | 13-16 | ---- | ---- | ---- | 144282 | ---- | ---- | ---- | ---- |
| CRF450X | Offroad | 05 | 142347 | ---- | ---- | 678239 | 144279 | ---- | 144153 | ---- |
| CRF450X | Offroad | 06-07 | 142347 | ---- | ---- | ---- | 144279 | ---- | 144153 | ---- |
| CRF450X | Offroad | 08-09 | ---- | ---- | ---- | ---- | 144279 | ---- | 144153 | ---- |
| CRF450X | Offroad | 12-14 | ---- | ---- | ---- | ---- | 144279 | ---- | 144153 | ---- |
| XL500R | Dual Sport | 79-80 | ---- | ---- | ---- | ---- | ---- | ---- | ---- | 682035 |
| XL500S | Dual Sport | 79-80 | ---- | ---- | ---- | ---- | ---- | ---- | ---- | 682035 |
| XR500 | Offroad | 79-80 | ---- | ---- | ---- | ---- | ---- | ---- | ---- | 682035 |
| XR500R | Offroad | 81-84 | ---- | ---- | ---- | 678175 | ---- | ---- | ---- | ---- |
| XR600R | Offroad | 85-00 | ---- | ---- | ---- | 678175 | ---- | ---- | ---- | ---- |
| XR650L | Dual Sport | 93-09 | ---- | ---- | ---- | 678175 | ---- | ---- | ---- | ---- |
| XR650L | Dual Sport | 12-15 | ---- | ---- | ---- | 678175 | ---- | ---- | ---- | ---- |

- accessories
- body
- handlebar & grips
- cables & levers
- exhaust
- engine
- fuel & intake
- electrical & ignition
- clutch
- drive
- bearings
- brakes
- steering & suspension
- tires

tools & shop

- accessories
- body
- handlebar & grips
- cables & levers
- exhaust
- engine
- fuel & intake
- electrical & ignition
- clutch
- drive
- bearings
- brakes
- steering & suspension
- tires
- tools & shop



KAWASAKI ENGINE TOOLS

SPARK PLUG SOCKET TOOL

- Thinwall design to fit into low clearance plug cavity
- Socket can be driven with various tools



VALVE STEM SEAL INSTALL TOOL

- Holds four valve guide seals at one time for quick and easy installation on multi valve cylinders
- Contoured design in bottom of handle cradles and protects the delicate inner lip of the valve stem seal while directing tool force to the sturdy outer rim.



VALVE TAPPET TOOL

- Heat treated and chrome plated for durability
- Kits include wrench with adjuster
- Fits motorcycles and ATVs with screw-type adjusters



| MODEL | CC | YEAR | SPARK PLUG SOCKET | | | VALVE STEM SEAL EXHAUST/INTAKE | | VALVE TAPPET TOOL | |
|----------------------------|------|-------|-------------------|-------|------|--------------------------------|--------|-------------------|------|
| KAWASAKI DUAL SPORT | | | | | | | | | |
| KL 250D / KLR 250 | 0250 | 86-05 | ---- | ---- | ---- | ---- | 682035 | 16.99 | E |
| KAWASAKI OFF ROAD | | | | | | | | | |
| KX 250F | 0250 | 04-12 | 678239 | 20.99 | E | 144278 | 11.99 | E | ---- |
| KX 250F | 0250 | 13 | ---- | ---- | ---- | 144278 | 11.99 | E | ---- |
| KX 65 | 0065 | 00-16 | 142250 | 27.50 | E | ---- | ---- | ---- | ---- |
| KX 85 | 0085 | 01-16 | 142250 | 27.50 | E | ---- | ---- | ---- | ---- |
| KX 100 | 0100 | 00-09 | 142250 | 27.50 | E | ---- | ---- | ---- | ---- |
| KX 100 | 0100 | 11-16 | 142250 | 27.50 | E | ---- | ---- | ---- | ---- |
| KX 125 | 0125 | 00-05 | 142250 | 27.50 | E | ---- | ---- | ---- | ---- |
| KDX 200 | 0200 | 00-06 | 142250 | 27.50 | E | ---- | ---- | ---- | ---- |
| KDX 220R | 0220 | 00-05 | 142250 | 27.50 | E | ---- | ---- | ---- | ---- |
| KX 250 | 0250 | 00-07 | 142250 | 27.50 | E | ---- | ---- | ---- | ---- |
| KLX 300A / KLX 300R | 0300 | 97-07 | 678239 | 20.99 | E | ---- | ---- | ---- | ---- |
| KX 450F | 0450 | 06-12 | 678239 | 20.99 | E | 144153 | 11.99 | E | ---- |
| KX 450F | 0450 | 13 | ---- | ---- | ---- | 144153 | 11.99 | E | ---- |
| KX 500 | 0500 | 97-04 | 142250 | 27.50 | E | ---- | ---- | ---- | ---- |



KTM ENGINE TOOLS

SPARK PLUG GAP GAUGE



- For checking intake and exhaust valve clearance (0.12 mm / 0.005")
- For checking the spark plug gap (0.6 mm / 0.024")
- Angled tapered blade for easy access Makes valve and spark plug gap adjustments quick and easy

PRIMARY GEAR EXTRACTOR

- Used for removal of the flywheel or rotor if applicable
- Premium quality high carbon steel
- Heat treated for strength and durability



OIL FILTER REMOVAL TOOL



- For easy removal of recessed KTM oil filters
- Conical point screw pierces and grabs the sheet metal end-cap on filter
- Contoured handle provides a secure grip
- Reduces potential damage to the engine cases
- Not for use on reusable oil filters

SPARK PLUG SOCKETS

- Thinwall design to fit into low clearance plug cavity
- Socket can be driven with various tools
- Limited lifetime warranty



| MODEL | TYPE | YEAR | SPARK GAP/FEELER GAUGE | | | OIL FILTER TOOL | | PRIMARY GEAR EXTRACTOR | |
|------------|---------|--------|------------------------|------|---|-----------------|------|------------------------|----------------|
| KTM | | | | | | | | | |
| 125 EXC | Offroad | 00-05 | ---- | | | ---- | | ---- | |
| 200 EXC | Offroad | 00-05 | ---- | | | ---- | | ---- | |
| 250 EXC | Offroad | 00-05 | ---- | | | ---- | | ---- | |
| 250 EXCG | Offroad | 02 | 142313 | 7.99 | E | 142314 | 9.99 | E | 142334 22.99 E |
| 250 EXCG | Offroad | 03-04 | 142313 | 7.99 | E | 142314 | 9.99 | E | 142334 22.99 E |
| 250 EXCG | Offroad | 05 | ---- | | | 142314 | 9.99 | E | 142334 22.99 E |
| 250 MXC | Offroad | 00-02 | ---- | | | ---- | | ---- | |
| 250 SXF | Offroad | 05-06 | 142313 | 7.99 | E | 142314 | 9.99 | E | ---- |
| 250 SXF | Offroad | 07-11 | ---- | | | 142314 | 9.99 | E | ---- |
| 250 SXF | Offroad | 13-15 | ---- | | | ---- | | ---- | |
| 250 XCF | Offroad | 07 | ---- | | | 142314 | 9.99 | E | ---- |
| 250 XCF | Offroad | 13-15 | ---- | | | ---- | | ---- | |
| 250 XCFW | Offroad | 07-09 | ---- | | | 142314 | 9.99 | E | ---- |
| 250 XCFW | Offroad | 12 | ---- | | | 142314 | 9.99 | E | ---- |
| 250 XCFW | Offroad | 13 | ---- | | | ---- | | ---- | |
| 250 XCFW | Offroad | 14-15 | ---- | | | ---- | | ---- | |
| 250 XCFWCE | Offroad | 10 | ---- | | | 142314 | 9.99 | E | ---- |
| 250 XCFWSD | Offroad | 11 | ---- | | | 142314 | 9.99 | E | ---- |
| 300 EXC | Offroad | 00-05 | ---- | | | ---- | | ---- | |
| 380 EXC | Offroad | 00-02 | ---- | | | ---- | | ---- | |
| 400 EXC | Offroad | 95 | ---- | | | 142314 | 9.99 | E | ---- |
| 400 EXC | Offroad | 97-99 | ---- | | | 142314 | 9.99 | E | ---- |
| 400 EXC | Offroad | 01-02 | ---- | | | 142314 | 9.99 | E | ---- |
| 400 EXCG | Offroad | 00 | ---- | | | 142314 | 9.99 | E | 142334 22.99 E |
| 400 EXCG | Offroad | 01-03 | ---- | | | ---- | | 142334 22.99 E | |
| 400 EXCG | Offroad | 04-06 | ---- | | | 142314 | 9.99 | E | 142334 22.99 E |
| 400 MXC | Offroad | 99-00 | ---- | | | 142314 | 9.99 | E | ---- |
| 400 MXC | Offroad | 01-02 | ---- | | | 142314 | 9.99 | E | 142334 22.99 E |
| 400 RXC | Offroad | 95-97 | ---- | | | 142314 | 9.99 | E | ---- |
| 400 SC | Offroad | 96 | ---- | | | 142314 | 9.99 | E | ---- |
| 400 SX | Offroad | 98 | ---- | | | 142314 | 9.99 | E | ---- |
| 400 SX | Offroad | 00 | ---- | | | 142314 | 9.99 | E | 142334 22.99 E |
| 400 SX | Offroad | 01-02 | ---- | | | 142314 | 9.99 | E | 142334 22.99 E |
| 400 SXC | Offroad | 98-99 | ---- | | | 142314 | 9.99 | E | ---- |
| 400 SXC | Offroad | 00 | ---- | | | 142314 | 9.99 | E | ---- |
| 400 XCW | Offroad | 07 | ---- | | | 142314 | 9.99 | E | 142334 22.99 E |
| 400 XCW | Offroad | 09-11 | ---- | | | ---- | | ---- | |
| 450 EXCG | Offroad | 03-04 | 142313 | 7.99 | E | 142314 | 9.99 | E | 142334 22.99 E |
| 450 EXCG | Offroad | 05 -06 | 142313 | 7.99 | E | 142314 | 9.99 | E | 142334 22.99 E |
| 450 EXCR | Offroad | 07 | ---- | | | ---- | | 142334 22.99 E | |
| 450 EXCR | Offroad | 08-11 | ---- | | | ---- | | ---- | |
| 450 MXCG | Offroad | 03-04 | 142313 | 7.99 | E | 142314 | 9.99 | E | 142334 22.99 E |

- accessories
- body
- handlebar & grips
- cables & levers
- exhaust
- engine
- fuel & intake
- electrical & ignition
- clutch
- drive
- bearings
- brakes
- steering & suspension
- tires
- tools & shop



KTM ENGINE TOOLS CONTINUED


| MODEL | TYPE | YEAR | SPARK GAP/FEELER GAUGE | | | OIL FILTER TOOL | | | PRIMARY GEAR EXTRACTOR | | |
|-------------------|------------|-------|------------------------|------|---|-----------------|------|---|------------------------|-------|---|
| 450 MXCG | Offroad | 05 | 142313 | 7.99 | E | 142314 | 9.99 | E | 142334 | 22.99 | E |
| 450 SMC | Offroad | 04 | ---- | | | 142314 | 9.99 | E | ---- | | |
| 450 SXF | Offroad | 03-04 | 142313 | 7.99 | E | 142314 | 9.99 | E | 142334 | 22.99 | E |
| 450 SXF | Offroad | 05-06 | 142313 | 7.99 | E | 142314 | 9.99 | E | 142334 | 22.99 | E |
| 450 SXF | Offroad | 07-12 | ---- | | | 142314 | 9.99 | E | ---- | | |
| 450 SXF | Offroad | 13 | ---- | | | ---- | | | ---- | | |
| 450 SXFFE | Offroad | 12-14 | ---- | | | 142314 | 9.99 | E | ---- | | |
| 450 XCF | Offroad | 06-07 | 142313 | 7.99 | E | 142314 | 9.99 | E | 142334 | 22.99 | E |
| 450 XCF | Offroad | 08-09 | ---- | | | 142314 | 9.99 | E | ---- | | |
| 450 XCW | Offroad | 06-07 | ---- | | | 142314 | 9.99 | E | 142334 | 22.99 | E |
| 450 XCW | Offroad | 09-10 | ---- | | | ---- | | | ---- | | |
| 450 XCW | Offroad | 12 | ---- | | | ---- | | | ---- | | |
| 450 XCWSD | Offroad | 11 | ---- | | | ---- | | | ---- | | |
| 500 EXC | Dual Sport | 12 | ---- | | | ---- | | | ---- | | |
| 500 XCW | Offroad | 12 | ---- | | | ---- | | | ---- | | |
| 520 EXC | Offroad | 00 | ---- | | | 142314 | 9.99 | E | 142334 | 22.99 | E |
| 520 EXC | Offroad | 01-02 | ---- | | | 142314 | 9.99 | E | 142334 | 22.99 | E |
| 520 MXC | Offroad | 00 | ---- | | | 142314 | 9.99 | E | 142334 | 22.99 | E |
| 520 MXC | Offroad | 01-02 | ---- | | | 142314 | 9.99 | E | 142334 | 22.99 | E |
| 520 SX | Offroad | 00 | ---- | | | 142314 | 9.99 | E | 142334 | 22.99 | E |
| 520 SX | Offroad | 01-02 | ---- | | | 142314 | 9.99 | E | 142334 | 22.99 | E |
| 525 EXC | Offroad | 03-04 | 142313 | 7.99 | E | 142314 | 9.99 | E | 142334 | 22.99 | E |
| 525 EXC | Offroad | 05-07 | 142313 | 7.99 | E | 142314 | 9.99 | E | 142334 | 22.99 | E |
| 525 MXCG | Offroad | 03-04 | 142313 | 7.99 | E | 142314 | 9.99 | E | 142334 | 22.99 | E |
| 525 MXCG | Offroad | 05 | 142313 | 7.99 | E | 142314 | 9.99 | E | 142334 | 22.99 | E |
| 525 SX | Offroad | 03-04 | 142313 | 7.99 | E | 142314 | 9.99 | E | 142334 | 22.99 | E |
| 525 SX | Offroad | 05-06 | 142313 | 7.99 | E | 142314 | 9.99 | E | 142334 | 22.99 | E |
| 525 XC | Offroad | 06-07 | ---- | | | 142314 | 9.99 | E | ---- | | |
| 525 XCG | Offroad | 06 | 142313 | 7.99 | E | 142314 | 9.99 | E | ---- | | |
| 525 XCW | Offroad | 07 | ---- | | | 142314 | 9.99 | E | ---- | | |
| 530 EXC | Offroad | 09 | ---- | | | ---- | | | ---- | | |
| 530 EXC | Offroad | 11 | ---- | | | ---- | | | ---- | | |
| 530 EXCCE | Offroad | 10 | ---- | | | ---- | | | ---- | | |
| 530 XCRW | Offroad | 08 | ---- | | | ---- | | | ---- | | |
| 530 XCWSD | Offroad | 10-11 | ---- | | | ---- | | | ---- | | |
| 560 SMR | Offroad | 06 | ---- | | | 142314 | 9.99 | E | ---- | | |
| 620 EXC | Offroad | 97 | ---- | | | 142314 | 9.99 | E | ---- | | |
| 620 RXC | Offroad | 95 | ---- | | | 142314 | 9.99 | E | ---- | | |
| 620 RXC | Offroad | 96 | ---- | | | ---- | | | ---- | | |
| 620 RXC | Offroad | 97 | ---- | | | 142314 | 9.99 | E | ---- | | |
| 620 SC | Offroad | 96 | ---- | | | 142314 | 9.99 | E | ---- | | |
| 620 SX | Offroad | 96 | ---- | | | 142314 | 9.99 | E | ---- | | |
| 620 SX | Offroad | 97-98 | ---- | | | 142314 | 9.99 | E | ---- | | |
| 625 SXC | Offroad | 03-04 | ---- | | | 142314 | 9.99 | E | ---- | | |
| 640 LC4E | Dual Sport | 01-02 | ---- | | | 142314 | 9.99 | E | ---- | | |
| 640 RXC | Dual Sport | 99 | ---- | | | 142314 | 9.99 | E | ---- | | |
| 640 RXC | Dual Sport | 00 | ---- | | | 142314 | 9.99 | E | ---- | | |
| 690 Enduro | Dual Sport | 08-14 | ---- | | | ---- | | | ---- | | |
| 690 RFR | Dual Sport | 07-09 | ---- | | | ---- | | | ---- | | |
| 950 Adventure | Dual Sport | 03-06 | ---- | | | ---- | | | ---- | | |
| 950 Super EnduroR | Dual Sport | 07-09 | ---- | | | ---- | | | ---- | | |
| 990 Adventure | Dual Sport | 07-08 | ---- | | | ---- | | | ---- | | |
| 990 Adventure | Dual Sport | 09-11 | ---- | | | ---- | | | ---- | | |
| 990 Adventure R | Dual Sport | 11-13 | ---- | | | ---- | | | ---- | | |
| 1190 Adventure | Dual Sport | 13-14 | ---- | | | ---- | | | ---- | | |
| 1190 Adventure R | Dual Sport | 13-14 | ---- | | | ---- | | | ---- | | |



SUZUKI ENGINE TOOLS

SPARK PLUG SOCKET TOOL

- Thin wall design to fit into low clearance plug cavity
- Socket can be driven with various tools



VALVE STEM SEAL INSTALL TOOL

- Holds four valve guide seals at one time for quick and easy installation on multi valve cylinders
- Contoured design in bottom of handle cradles and protects the delicate inner lip of the valve stem seal while directing tool force to the sturdy outer rim.



VALVE TAPPET TOOL

- Heat treated and chrome plated for durability
- Kits include wrench with adjuster
- Fits motorcycles and ATVs with screw-type adjusters



| MODEL | TYPE | YEAR | SPARK PLUG SOCKET | | | VALVE STEM SEAL INSTALL TOOL EXH/IN | | | VALVE TAPPET TOOL | | |
|---------------|------------|-------|-------------------|-------|------|-------------------------------------|-------|------|-------------------|-------|------|
| SUZUKI | | | | | | | | | | | |
| RM 85 | Offroad | 00-10 | 142250 | 27.50 | E | ---- | ---- | ---- | ---- | ---- | ---- |
| RM 85 | Offroad | 12 | 142250 | 27.50 | E | ---- | ---- | ---- | ---- | ---- | ---- |
| RM 85 | Offroad | 15 | 142250 | 27.50 | E | ---- | ---- | ---- | ---- | ---- | ---- |
| RM 85L | Offroad | 06 | 142250 | 27.50 | E | ---- | ---- | ---- | ---- | ---- | ---- |
| RM 100 | Offroad | 03 | 142250 | 27.50 | E | ---- | ---- | ---- | ---- | ---- | ---- |
| RM 125 | Offroad | 00-07 | 142250 | 27.50 | E | ---- | ---- | ---- | ---- | ---- | ---- |
| RM 125 | Offroad | 08 | 142250 | 27.50 | E | ---- | ---- | ---- | ---- | ---- | ---- |
| DR 200 | Offroad | 86-88 | ---- | ---- | ---- | ---- | ---- | ---- | 682035 | 16.99 | E |
| DR 200SE | Dual Sport | 96-09 | ---- | ---- | ---- | ---- | ---- | ---- | 682035 | 16.99 | E |
| DR 200SE | Dual Sport | 13 | ---- | ---- | ---- | ---- | ---- | ---- | 682035 | 16.99 | E |
| SP 200 | Dual Sport | 86-88 | ---- | ---- | ---- | ---- | ---- | ---- | 682035 | 16.99 | E |
| DR 250S | Dual Sport | 90-95 | ---- | ---- | ---- | 144280 | 11.99 | E | ---- | ---- | ---- |
| RM 250 | Offroad | 99-08 | 142250 | 27.50 | E | ---- | ---- | ---- | ---- | ---- | ---- |
| RMX 250 | Offroad | 89-98 | 142250 | 27.50 | E | ---- | ---- | ---- | ---- | ---- | ---- |
| RMZ 250 | Offroad | 04-12 | 678239 | 20.99 | E | 144278 | 11.99 | E | ---- | ---- | ---- |
| DR 350 | Offroad | 93-95 | ---- | ---- | ---- | 144280 | 11.99 | E | ---- | ---- | ---- |
| DR 350S | Dual Sport | 90-93 | ---- | ---- | ---- | 144280 | 11.99 | E | ---- | ---- | ---- |
| DR 350SE | Dual Sport | 94-98 | ---- | ---- | ---- | 144280 | 11.99 | E | ---- | ---- | ---- |
| DRZ 400E | Offroad | 00-04 | 678239 | 20.99 | E | 144280 | 11.99 | E | ---- | ---- | ---- |
| DRZ 400E | Offroad | 05 | 678239 | 20.99 | E | ---- | ---- | ---- | ---- | ---- | ---- |
| DRZ 400E | Offroad | 06 | 678239 | 20.99 | E | 144280 | 11.99 | E | ---- | ---- | ---- |
| DRZ 400E | Offroad | 07 | ---- | ---- | ---- | 144280 | 11.99 | E | ---- | ---- | ---- |
| DRZ 400K | Offroad | 01-03 | 678239 | 20.99 | E | 144280 | 11.99 | E | ---- | ---- | ---- |
| DRZ 400K | Offroad | 04 | 678239 | 20.99 | E | ---- | ---- | ---- | ---- | ---- | ---- |
| DRZ 400S | Dual Sport | 00-09 | ---- | ---- | ---- | 144280 | 11.99 | E | ---- | ---- | ---- |
| DRZ 400S | Dual Sport | 11-15 | ---- | ---- | ---- | 144280 | 11.99 | E | ---- | ---- | ---- |
| DRZ 400Y | Offroad | 00 | ---- | ---- | ---- | 144280 | 11.99 | E | ---- | ---- | ---- |
| RMZ 450 | Offroad | 05-12 | 678239 | 20.99 | E | 144153 | 11.99 | E | ---- | ---- | ---- |
| DR 650S | Dual Sport | 90-91 | ---- | ---- | ---- | ---- | ---- | ---- | 682035 | 16.99 | E |
| DR 650SE | Dual Sport | 92-95 | ---- | ---- | ---- | ---- | ---- | ---- | 682035 | 16.99 | E |
| DR 650SE | Dual Sport | 96-09 | ---- | ---- | ---- | ---- | ---- | ---- | 682031 | 16.99 | E |
| DR 650SE | Dual Sport | 11-16 | ---- | ---- | ---- | ---- | ---- | ---- | 682031 | 16.99 | E |

- accessories
- body
- handlebar & grips
- cables & levers
- exhaust
- engine
- fuel & intake
- electrical & ignition
- clutch
- drive
- bearings
- brakes
- steering & suspension
- tires
- tools & shop



YAMAHA ENGINE TOOLS



SPARK PLUG SOCKETS

- Thin wall design to fit into low clearance plug cavity
- Socket can be driven with various tools
- Limited lifetime warranty



VALVE STEM SEAL INSTALL TOOL

- Properly aligns valve stem seal to valve guide so seal snaps on straight every time
- Holds four valve guide seals at one time for quick and easy installation on multi valve cylinders
- Contoured design in bottom of handle cradles and protects the delicate inner lip of the valve stem seal while directing tool force to the sturdy outer rim.
- Slim profile allows easy access to valve guides even on modern compact heads with deep lifter bores
- Rounded tip will not damage inner lip of valve stem seal or valve guide bore
- Anodized aluminum handles with stainless steel pilot shafts
- Limited lifetime warranty

VALVE TAPPET TOOL

- Heat treated and chrome plated for durability
- Kits include wrench with adjuster
- Fits motorcycles and ATVs with screw-type adjusters

YAMAHA ENGINE TOOLS PRICING

| | | |
|--------|-------|---|
| 142250 | 27.50 | E |
| 678239 | 20.99 | E |
| 682031 | 16.99 | E |

| | | |
|--------|-------|---|
| 678175 | 21.99 | E |
| 144282 | 18.99 | E |
| 144278 | 11.99 | E |

| | | |
|--------|-------|---|
| 144279 | 11.99 | E |
| 144153 | 11.99 | E |
| 144277 | 11.99 | E |

| MODEL | TYPE | YEAR | SPARK PLUG SOCKET | VALVE STEM SEAL INSTALL TOOL EXH | VALVE STEM SEAL INSTALL TOOL EXH/IN | VALVE STEM SEAL INSTALL TOOL INT | VALVE TAPPET TOOL |
|-----------------------------|------------|--------|-------------------|----------------------------------|-------------------------------------|----------------------------------|-------------------|
| YAMAHA | | | | | | | |
| YZ 80 | Offroad | 91-01 | 142250 | ---- | ---- | ---- | ---- |
| YZ 85 | Offroad | 02-15 | 142250 | ---- | ---- | ---- | ---- |
| TTR 125L (Front Disc Brake) | Offroad | 00-09 | 678239 | ---- | ---- | ---- | ---- |
| TTR 125L (Front Disc Brake) | Offroad | 11 -15 | 678239 | ---- | ---- | ---- | ---- |
| YZ 125 | Offroad | 91-15 | 142250 | ---- | ---- | ---- | ---- |
| TW 200 | Offroad | 95-15 | ---- | ---- | ---- | ---- | 682031 |
| TTR 225 | Offroad | 01-04 | ---- | ---- | ---- | ---- | 682031 |
| XT 225 | Dual Sport | 92-94 | 678175 | ---- | ---- | ---- | ---- |
| XT 225 | Dual Sport | 95-07 | 678175 | ---- | ---- | ---- | 682031 |
| TTR 230 | Offroad | 05-09 | 678175 | ---- | ---- | ---- | 682031 |
| TTR 230 | Offroad | 11-15 | 678175 | ---- | ---- | ---- | 682031 |
| WR 250F | Offroad | 09 | 678239 | ---- | ---- | ---- | ---- |
| WR 250F | Offroad | 11-13 | 678239 | ---- | ---- | ---- | ---- |
| XT 250 | Dual Sport | 08-15 | ---- | ---- | ---- | ---- | 682031 |
| YZ 250 | Offroad | 91-15 | 142250 | ---- | ---- | ---- | ---- |
| YZ 250F | Offroad | 02-08 | ---- | 144278 | ---- | 144277 | ---- |
| YZ 250F | Offroad | 09-13 | 678239 | 144278 | ---- | 144277 | ---- |
| YZ 250F | Offroad | 14 | 144282 | 144278 | ---- | 144279 | ---- |
| YZ 250F | Offroad | 15-16 | 144282 | ---- | ---- | ---- | ---- |
| YZ 250FX | Offroad | 15 | 144282 | ---- | ---- | ---- | ---- |
| WR 450F | Offroad | 09 | 678239 | ---- | ---- | ---- | ---- |
| WR 450F | Offroad | 11-15 | 678239 | ---- | ---- | ---- | ---- |
| YZ 450F | Offroad | 03-08 | ---- | 144279 | ---- | 144278 | ---- |
| YZ 450F | Offroad | 09 | 678239 | 144279 | ---- | 144278 | ---- |
| YZ 450F | Offroad | 10-14 | 678239 | ---- | 144153 | ---- | ---- |
| YZ 450F | Offroad | 15-16 | 678239 | ---- | ---- | ---- | ---- |
| TT 600 | Offroad | 85 | 678175 | ---- | ---- | ---- | ---- |
| XT 600 | Dual Sport | 90-95 | ---- | ---- | ---- | ---- | 682031 |



SPOKE WRENCHES

ERGO SPOKE WRENCH

- Unique combination wrench design has 3-sided open end and semi-closed end
- Use open end for quick adjustment of spoke nipples and semi-closed end for those hard to turn nipples that require more torque
- Specially designed ergonomic handle allows larger turning radius and excellent grip and feel
- Polished finish with laser engraved logo and size markings
- Limited lifetime warranty
- Patented design



STANDARD SPOKE WRENCH

- Chrome-vanadium tool steel with a hard nickel pewter finish
- Square-end openings which grip the spoke nipple on all four sides
- Offset slotted ends make it easy and quick to use

SPOKE WRENCH PRICING

| | | |
|--------|-------|---|
| 143836 | 10.99 | E |
| 143837 | 10.99 | E |
| 143840 | 10.99 | E |
| 143841 | 10.99 | E |
| 143838 | 10.99 | E |

| | | |
|---------|-------|---|
| 143839 | 10.99 | E |
| 6780296 | 14.99 | E |
| 6780133 | 14.99 | E |
| 6780157 | 14.99 | E |

| MODEL | CC | YEAR | ERGO SPOKE WRENCH FNR | ERGO SPOKE WRENCH FRONT | ERGO SPOKE WRENCH REAR | STD SPOKE WRENCH FNR | STD SPOKE WRENCH FRONT | STD SPOKE WRENCH REAR |
|--------------|------|--------|-----------------------|-------------------------|------------------------|----------------------|------------------------|-----------------------|
| HONDA | | | | | | | | |
| CR80R | 0080 | 96-02 | ---- | ---- | ---- | ---- | ---- | ---- |
| CRF80F | 0080 | 04-09 | 143836 | ---- | ---- | 6780296 | ---- | ---- |
| CRF80F | 0080 | 11-13 | 143836 | ---- | ---- | 6780296 | ---- | ---- |
| XR80R | 0080 | 99-03 | 143836 | ---- | ---- | 6780296 | ---- | ---- |
| CR85R | 0085 | 03-07 | ---- | ---- | ---- | ---- | ---- | ---- |
| CR85RB | 0085 | 03-07 | ---- | ---- | ---- | ---- | ---- | ---- |
| CRF100F | 0100 | 04-09 | 143836 | ---- | ---- | 6780296 | ---- | ---- |
| CRF100F | 0100 | 11-13 | 143836 | ---- | ---- | 6780296 | ---- | ---- |
| XR100R | 0100 | 01-03 | 143836 | ---- | ---- | 6780296 | ---- | ---- |
| CR125R | 0125 | 87 | ---- | ---- | ---- | ---- | ---- | ---- |
| CR125R | 0125 | 91-96 | ---- | ---- | ---- | ---- | ---- | ---- |
| CR125R | 0125 | 97-01 | ---- | ---- | ---- | ---- | ---- | ---- |
| CR125R | 0125 | 02-03 | ---- | 143837 | 143839 | ---- | 6780133 | 6780157 |
| CR125R | 0125 | 04 | ---- | 143837 | 143839 | ---- | 6780133 | 6780157 |
| CR125R | 0125 | 05-06 | ---- | 143837 | 143839 | ---- | 6780133 | 6780157 |
| CR125R | 0125 | 07 | ---- | 143837 | 143839 | ---- | 6780133 | 6780157 |
| CRF150F | 0150 | 03-09 | ---- | ---- | ---- | ---- | ---- | ---- |
| CRF150F | 0150 | 12-15 | ---- | ---- | ---- | ---- | ---- | ---- |
| CRF150R | 0150 | 07-09 | ---- | ---- | ---- | ---- | ---- | ---- |
| CRF150R | 0150 | 12-15 | ---- | ---- | ---- | ---- | ---- | ---- |
| CRF150RB | 0150 | 07-09 | ---- | ---- | ---- | ---- | ---- | ---- |
| CRF150RB | 0150 | 12-15 | ---- | ---- | ---- | ---- | ---- | ---- |
| CRF230F | 0230 | 03-09 | ---- | ---- | ---- | ---- | ---- | ---- |
| CRF230F | 0230 | 12-16 | ---- | ---- | ---- | ---- | ---- | ---- |
| CR250R | 0250 | 78-83 | ---- | ---- | ---- | ---- | ---- | ---- |
| CR250R | 0250 | 85-87 | ---- | ---- | ---- | ---- | ---- | ---- |
| CR250R | 0250 | 91-96 | ---- | ---- | ---- | ---- | ---- | ---- |
| CR250R | 0250 | 97 | ---- | ---- | ---- | ---- | ---- | ---- |
| CR250R | 0250 | 98--99 | ---- | ---- | ---- | ---- | ---- | ---- |
| CR250R | 0250 | 00-03 | ---- | 143837 | 143839 | ---- | 6780133 | 6780157 |
| CR250R | 0250 | 04-07 | ---- | 143837 | 143839 | ---- | 6780133 | 6780157 |
| CRF250L | 0250 | 13 | ---- | ---- | ---- | ---- | ---- | ---- |
| CRF250R | 0250 | 04 | ---- | 143837 | 143837 | ---- | 6780133 | 6780133 |
| CRF250R | 0250 | 05-09 | ---- | 143837 | 143839 | ---- | 6780133 | 6780157 |

- accessories
- body
- handlebar & grips
- cables & levers
- exhaust
- engine
- fuel & intake
- electrical & ignition
- clutch
- drive
- bearings
- brakes
- steering & suspension
- tires
- tools & shop

SPOKE WRENCHES CONTINUED

| MODEL | CC | YEAR | ERGO SPOKE WRENCH FNR | ERGO SPOKE WRENCH FRONT | ERGO SPOKE WRENCH REAR | STD SPOKE WRENCH FNR | STD SPOKE WRENCH FRONT | STD SPOKE WRENCH REAR |
|------------------------|------|-------|-----------------------|-------------------------|------------------------|----------------------|------------------------|-----------------------|
| HONDA CONTINUED | | | | | | | | |
| CRF250R | 0250 | 10 | ---- | 143837 | 143839 | ---- | 6780133 | 6780157 |
| CRF250R | 0250 | 11-12 | ---- | ---- | 143839 | ---- | ---- | 6780157 |
| CRF250R | 0250 | 13-14 | ---- | ---- | 143839 | ---- | ---- | 6780157 |
| CRF250R | 0250 | 15-16 | ---- | ---- | 143839 | ---- | ---- | 6780157 |
| CRF250X | 0250 | 04 | 143837 | ---- | ---- | ---- | 6780133 | 6780133 |
| CRF250X | 0250 | 05 | 143837 | ---- | ---- | ---- | 6780133 | ---- |
| CRF250X | 0250 | 06-08 | ---- | 143837 | 143839 | ---- | 6780133 | 6780157 |
| CRF250X | 0250 | 09 | ---- | 143837 | 143839 | ---- | 6780133 | 6780157 |
| CRF250X | 0250 | 12-13 | ---- | 143837 | 143839 | ---- | 6780133 | 6780157 |
| XR250R | 0250 | 96-99 | ---- | ---- | ---- | ---- | ---- | ---- |
| XR250R | 0250 | 00-03 | 143837 | ---- | ---- | 6780133 | ---- | ---- |
| XR250R | 0250 | 04 | ---- | ---- | ---- | ---- | ---- | ---- |
| XR400R | 0400 | 96 | ---- | ---- | ---- | 6780133 | ---- | ---- |
| XR400R | 0400 | 97-99 | 143837 | ---- | ---- | 6780133 | ---- | ---- |
| XR400R | 0400 | 00-04 | 143837 | ---- | ---- | 6780133 | ---- | ---- |
| CR450R | 0450 | 81 | ---- | ---- | ---- | ---- | ---- | ---- |
| CRF450R | 0450 | 02-03 | 143837 | ---- | ---- | 6780133 | ---- | ---- |
| CRF450R | 0450 | 04 | 143837 | ---- | ---- | 6780133 | ---- | ---- |
| CRF450R | 0450 | 05-08 | ---- | 143837 | 143839 | ---- | 6780133 | 6780157 |
| CRF450R | 0450 | 09 | ---- | 143837 | 143839 | ---- | 6780133 | 6780157 |
| CRF450R | 0450 | 10-12 | ---- | 143837 | 143839 | ---- | 6780133 | 6780157 |
| CRF450R | 0450 | 13-14 | ---- | 143837 | 143839 | ---- | 6780133 | 6780157 |
| CRF450R | 0450 | 15-16 | ---- | 143837 | 143839 | ---- | 6780133 | 6780157 |
| CRF450X | 0450 | 05-09 | ---- | 143837 | 143839 | ---- | 6780133 | 6780157 |
| CRF450X | 0450 | 12-13 | ---- | 143837 | 143839 | ---- | 6780133 | 6780157 |
| CRF450X | 0450 | 14 | ---- | 143837 | ---- | ---- | 6780133 | 6780157 |
| CR480R | 0480 | 82 | ---- | ---- | ---- | ---- | ---- | ---- |
| CR480R | 0480 | 83 | ---- | ---- | ---- | ---- | ---- | ---- |
| CR500R | 0500 | 85-87 | ---- | ---- | ---- | ---- | ---- | ---- |
| CR500R | 0500 | 91-95 | ---- | ---- | ---- | ---- | ---- | ---- |
| CR500R | 0500 | 96 | ---- | ---- | ---- | ---- | ---- | ---- |
| CR500R | 0500 | 97-01 | ---- | ---- | ---- | ---- | ---- | ---- |
| XR600R | 0600 | 88-90 | ---- | ---- | ---- | ---- | ---- | ---- |
| XR600R | 0600 | 91-00 | ---- | ---- | ---- | ---- | ---- | ---- |
| XR650L | 0650 | 93-09 | ---- | ---- | ---- | ---- | ---- | ---- |
| XR650L | 0650 | 12-15 | ---- | ---- | ---- | ---- | ---- | ---- |
| XR650R | 0650 | 00-07 | ---- | ---- | ---- | ---- | ---- | ---- |
| HUSABERG | | | | | | | | |
| FE 250 | 0250 | 13-14 | 143840 | ---- | ---- | 6780157 | ---- | ---- |
| TE 250 | 0250 | 11-12 | ---- | ---- | ---- | ---- | ---- | ---- |
| TE 250 | 0250 | 13-14 | ---- | ---- | ---- | ---- | ---- | ---- |
| TE 300 | 0293 | 11 | ---- | ---- | ---- | ---- | ---- | ---- |
| TE 300 | 0293 | 12 | ---- | ---- | ---- | ---- | ---- | ---- |
| TE 300 | 0293 | 13-14 | ---- | ---- | ---- | ---- | ---- | ---- |
| FE 350 | 0350 | 13 | 143840 | ---- | ---- | 6780157 | ---- | ---- |
| FE 390 | 0390 | 10 | ---- | ---- | ---- | ---- | ---- | ---- |
| FE 390 | 0390 | 11 | ---- | ---- | ---- | ---- | ---- | ---- |
| FE 450 | 0450 | 08 | ---- | ---- | ---- | ---- | ---- | ---- |
| FE 450 | 0450 | 09-10 | ---- | ---- | ---- | ---- | ---- | ---- |
| FE 450 | 0450 | 11 | ---- | ---- | ---- | ---- | ---- | ---- |
| FE 450 | 0450 | 14 | 143840 | ---- | ---- | 6780157 | ---- | ---- |
| FX 450 | 0450 | 10 | ---- | ---- | ---- | ---- | ---- | ---- |

SPOKE WRENCHES CONTINUED

| MODEL | CC | YEAR | ERGO SPOKE WRENCH FNR | ERGO SPOKE WRENCH FRONT | ERGO SPOKE WRENCH REAR | STD SPOKE WRENCH FNR | STD SPOKE WRENCH FRONT | STD SPOKE WRENCH REAR |
|---------------------------|------|-------|-----------------------|-------------------------|------------------------|----------------------|------------------------|-----------------------|
| HUSABERG CONTINUED | | | | | | | | |
| FE 501 | 0510 | 13-14 | 143840 | ---- | ---- | 6780157 | ---- | ---- |
| FE 550 | 0550 | 08 | ---- | ---- | ---- | ---- | ---- | ---- |
| FE 570 | 0570 | 09-10 | ---- | ---- | ---- | ---- | ---- | ---- |
| FE 570S Street Legal FI | 0570 | 11 | ---- | ---- | ---- | ---- | ---- | ---- |
| FE 650 | 0650 | 08 | ---- | ---- | ---- | ---- | ---- | ---- |
| HUSQVARNA | | | | | | | | |
| CR 125 | 0125 | 02-08 | 143840 | ---- | ---- | 6780157 | ---- | ---- |
| CR 125 | 0125 | 09 | 143840 | ---- | ---- | 6780157 | ---- | ---- |
| CR 125 | 0125 | 10 | 143840 | ---- | ---- | 6780157 | ---- | ---- |
| CR 125 | 0125 | 11 | 143840 | ---- | ---- | 6780157 | ---- | ---- |
| CR 125 | 0125 | 12 | 143840 | ---- | ---- | 6780157 | ---- | ---- |
| TC 125 | 0125 | 15 | ---- | ---- | ---- | ---- | ---- | ---- |
| WR 125 | 0125 | 02-08 | 143840 | ---- | ---- | 6780157 | ---- | ---- |
| WR 125 | 0125 | 09 | 143840 | ---- | ---- | 6780157 | ---- | ---- |
| WR 125 | 0125 | 10-11 | 143840 | ---- | ---- | 6780157 | ---- | ---- |
| WR 125 | 0125 | 12 | 143840 | ---- | ---- | 6780157 | ---- | ---- |
| CR 150 | 0150 | 11 | 143840 | ---- | ---- | 6780157 | ---- | ---- |
| CR 250 | 0250 | 03-04 | 143840 | ---- | ---- | 6780157 | ---- | ---- |
| FC 250 | 0250 | 14 | 143840 | ---- | ---- | 6780157 | ---- | ---- |
| FC 250 | 0250 | 15 | 143840 | ---- | ---- | 6780157 | ---- | ---- |
| FE 250 | 0250 | 14-15 | 143840 | ---- | ---- | 6780157 | ---- | ---- |
| TC 250 | 0250 | 04-09 | 143840 | ---- | ---- | 6780157 | ---- | ---- |
| TC 250 | 0250 | 10 | 143840 | ---- | ---- | 6780157 | ---- | ---- |
| TC 250 | 0250 | 11 | 143840 | ---- | ---- | 6780157 | ---- | ---- |
| TC 250 | 0250 | 12 | ---- | ---- | ---- | ---- | ---- | ---- |
| TE 250 2-Stroke | 0250 | 14-15 | ---- | ---- | ---- | ---- | ---- | ---- |
| TXC 250 | 0250 | 08-09 | 143840 | ---- | ---- | 6780157 | ---- | ---- |
| TXC 250 | 0250 | 10 | 143840 | ---- | ---- | 6780157 | ---- | ---- |
| TXC 250 | 0250 | 11 | 143840 | ---- | ---- | 6780157 | ---- | ---- |
| TXC 250 | 0250 | 12 | ---- | ---- | ---- | ---- | ---- | ---- |
| WR 250 | 0250 | 03-05 | 143840 | ---- | ---- | 6780157 | ---- | ---- |
| WR 250 | 0250 | 07-08 | 143840 | ---- | ---- | 6780157 | ---- | ---- |
| WR 250 | 0250 | 09 | 143840 | ---- | ---- | 6780157 | ---- | ---- |
| WR 250 | 0250 | 10-11 | 143840 | ---- | ---- | 6780157 | ---- | ---- |
| WR 250 | 0250 | 12 | 143840 | ---- | ---- | 6780157 | ---- | ---- |
| TE 300 2-Stroke | 0300 | 14-15 | ---- | ---- | ---- | ---- | ---- | ---- |
| WR 300 | 0300 | 09 | 143840 | ---- | ---- | 6780157 | ---- | ---- |
| WR 300 | 0300 | 10-11 | 143840 | ---- | ---- | 6780157 | ---- | ---- |
| WR 300 | 0300 | 12 | 143840 | ---- | ---- | 6780157 | ---- | ---- |
| TXC 310 | 0310 | 12 | ---- | ---- | ---- | ---- | ---- | ---- |
| FC 350 | 0350 | 14 | 143840 | ---- | ---- | 6780157 | ---- | ---- |
| FC 350 | 0350 | 15 | 143840 | ---- | ---- | 6780157 | ---- | ---- |
| FE 350 | 0350 | 14-15 | 143840 | ---- | ---- | 6780157 | ---- | ---- |
| TC 449 | 0449 | 11-12 | 143840 | ---- | ---- | 6780157 | ---- | ---- |
| TXC 449 | 0449 | 11 | 143840 | ---- | ---- | 6780157 | ---- | ---- |
| TXC 449 | 0449 | 11 | ---- | ---- | ---- | ---- | ---- | ---- |
| TXC 449 | 0449 | 12 | 143840 | ---- | ---- | 6780157 | ---- | ---- |
| FC 450 | 0450 | 15 | 143840 | ---- | ---- | 6780157 | ---- | ---- |
| FE 450 | 0450 | 14-15 | 143840 | ---- | ---- | 6780157 | ---- | ---- |
| TC 450 | 0450 | 04-08 | 143840 | ---- | ---- | 6780157 | ---- | ---- |
| TC 450 | 0450 | 09 | 143840 | ---- | ---- | 6780157 | ---- | ---- |
| TC 450 | 0450 | 10 | 143840 | ---- | ---- | 6780157 | ---- | ---- |

- accessories
- body
- handlebar & grips
- cables & levers
- exhaust
- engine
- fuel & intake
- electrical & ignition
- clutch
- drive
- bearings
- brakes
- steering & suspension
- tires
- tools & shop

SPOKE WRENCHES CONTINUED

| MODEL | CC | YEAR | ERGO SPOKE WRENCH FNR | ERGO SPOKE WRENCH FRONT | ERGO SPOKE WRENCH REAR | STD SPOKE WRENCH FNR | STD SPOKE WRENCH FRONT | STD SPOKE WRENCH REAR |
|----------------------------|------|-------|-----------------------|-------------------------|------------------------|----------------------|------------------------|-----------------------|
| HUSQVARNA CONTINUED | | | | | | | | |
| TE 450 | 0450 | 04-08 | 143840 | ---- | ---- | 6780157 | ---- | ---- |
| TE 450 | 0450 | 09 | 143840 | ---- | ---- | 6780157 | ---- | ---- |
| TE 450 | 0450 | 10 | 143840 | ---- | ---- | 6780157 | ---- | ---- |
| TXC 450 | 0450 | 08-09 | 143840 | ---- | ---- | 6780157 | ---- | ---- |
| TXC 511 | 0477 | 11 | 143840 | ---- | ---- | 6780157 | ---- | ---- |
| TXC 511 | 0477 | 11 | ---- | ---- | ---- | ---- | ---- | ---- |
| TXC 511 | 0477 | 12 | 143840 | ---- | ---- | 6780157 | ---- | ---- |
| FE 501 | 0510 | 14-15 | 143840 | ---- | ---- | 6780157 | ---- | ---- |
| TC 510 | 0510 | 05-08 | 143840 | ---- | ---- | 6780157 | ---- | ---- |
| TC 510 | 0510 | 09 | 143840 | ---- | ---- | 6780157 | ---- | ---- |
| TC 510 | 0510 | 10 | 143840 | ---- | ---- | 6780157 | ---- | ---- |
| TE 510 | 0510 | 04-08 | 143840 | ---- | ---- | 6780157 | ---- | ---- |
| TE 510 | 0510 | 09 | 143840 | ---- | ---- | 6780157 | ---- | ---- |
| TE 510 | 0510 | 10 | 143840 | ---- | ---- | 6780157 | ---- | ---- |
| TE 510R | 0510 | 04 | 143840 | ---- | ---- | 6780157 | ---- | ---- |
| TXC 510 | 0510 | 08-09 | 143840 | ---- | ---- | 6780157 | ---- | ---- |
| TXC 510 | 0510 | 10 | 143840 | ---- | ---- | 6780157 | ---- | ---- |
| TE 570 | 0570 | 02 | 143840 | ---- | ---- | 6780157 | ---- | ---- |
| TE 570 | 0570 | 04 | 143840 | ---- | ---- | 6780157 | ---- | ---- |
| KAWASAKI | | | | | | | | |
| KX 60 | 0060 | 83-88 | 143836 | ---- | ---- | 6780296 | ---- | ---- |
| KX 60 | 0060 | 90-03 | 143836 | ---- | ---- | 6780296 | ---- | ---- |
| KX 65 | 0065 | 03-04 | 143836 | ---- | ---- | 6780296 | ---- | ---- |
| KX 65 | 0065 | 05 | 143836 | ---- | ---- | 6780296 | ---- | ---- |
| KX 65 | 0065 | 06-09 | 143836 | ---- | ---- | 6780296 | ---- | ---- |
| KX 65 | 0065 | 10 | ---- | ---- | ---- | ---- | ---- | ---- |
| KX 65 | 0065 | 11-16 | 143836 | ---- | ---- | 6780296 | ---- | ---- |
| KX 80 | 0080 | 98-00 | ---- | ---- | ---- | 6780133 | ---- | ---- |
| KX 85 | 0085 | 01-02 | 143837 | ---- | ---- | 6780133 | ---- | ---- |
| KX 85 | 0085 | 03-16 | 143837 | ---- | ---- | 6780133 | ---- | ---- |
| KX 100 | 0100 | 03-09 | 143837 | ---- | ---- | 6780133 | ---- | ---- |
| KX 100 | 0100 | 11-16 | 143837 | ---- | ---- | 6780133 | ---- | ---- |
| KLX 110 | 0110 | 02-16 | 143836 | ---- | ---- | 6780296 | ---- | ---- |
| KX 125 | 0125 | 86-87 | 143837 | ---- | ---- | 6780133 | ---- | ---- |
| KX 125 | 0125 | 88-90 | ---- | 143837 | 143838 | 6780133 | ---- | ---- |
| KX 125 | 0125 | 91-95 | ---- | 143837 | 143838 | 6780133 | ---- | ---- |
| KX 125 | 0125 | 96-98 | ---- | 143837 | 143838 | 6780133 | ---- | ---- |
| KX 125 | 0125 | 99-01 | ---- | ---- | ---- | ---- | ---- | ---- |
| KX 125 | 0125 | 02-05 | ---- | ---- | ---- | 6780157 | ---- | ---- |
| KLX 140A | 0140 | 08-16 | ---- | ---- | ---- | ---- | ---- | ---- |
| KLX 140B BIG WHEEL | 0140 | 08-16 | ---- | ---- | ---- | ---- | ---- | ---- |
| KDX 200 | 0200 | 86-96 | 143837 | ---- | ---- | 6780133 | ---- | ---- |
| KDX 200 | 0200 | 97-06 | 143837 | ---- | ---- | 6780133 | ---- | ---- |
| KDX 220R | 0220 | 97-05 | 143837 | ---- | ---- | 6780133 | ---- | ---- |
| KDX 250 | 0250 | 91-94 | ---- | 143837 | 143838 | 6780133 | ---- | ---- |
| KLX 250T | 0250 | 09-14 | ---- | ---- | ---- | ---- | ---- | ---- |
| KX 250 | 0250 | 86-87 | 143837 | ---- | ---- | 6780133 | ---- | ---- |
| KX 250 | 0250 | 88-90 | ---- | 143837 | 143838 | 6780133 | ---- | ---- |
| KX 250 | 0250 | 91-96 | ---- | 143837 | 143838 | 6780133 | ---- | ---- |
| KX 250 | 0250 | 97 | ---- | 143837 | ---- | 6780133 | ---- | ---- |
| KX 250 | 0250 | 98 | ---- | 143837 | 143838 | 6780133 | ---- | ---- |
| KX 250 | 0250 | 99 | ---- | 143837 | 143840 | ---- | 6780133 | 6780157 |

SPOKE WRENCHES CONTINUED

| MODEL | CC | YEAR | ERGO SPOKE WRENCH FNR | ERGO SPOKE WRENCH FRONT | ERGO SPOKE WRENCH REAR | STD SPOKE WRENCH FNR | STD SPOKE WRENCH FRONT | STD SPOKE WRENCH REAR |
|---------------------------|------|----------|-----------------------|-------------------------|------------------------|----------------------|------------------------|-----------------------|
| KAWASAKI CONTINUED | | | | | | | | |
| KX 250 | 0250 | 00-01 | ---- | 143837 | 143840 | ---- | 6780133 | 6780157 |
| KX 250 | 0250 | 02 | ---- | 143837 | 143840 | ---- | 6780133 | 6780157 |
| KX 250 | 0250 | 03 - '04 | ---- | 143837 | 143840 | 6780157 | 6780133 | 6780157 |
| KX 250 | 0250 | 05 | ---- | 143837 | 143840 | 6780157 | 6780133 | 6780157 |
| KX 250 | 0250 | 06 | ---- | 143837 | 143840 | ---- | 6780133 | 6780157 |
| KX 250 | 0250 | 07 | ---- | 143837 | 143840 | ---- | 6780133 | 6780157 |
| KX 250F | 0250 | 04 | ---- | 143837 | 143840 | ---- | ---- | 6780157 |
| KX 250F | 0250 | 05 | ---- | 143837 | 143840 | ---- | 6780133 | 6780157 |
| KX 250F | 0250 | 06-09 | ---- | 143837 | 143840 | ---- | 6780133 | 6780157 |
| KX 250F | 0250 | 10 | ---- | 143837 | 143840 | ---- | 6780133 | 6780157 |
| KX 250F | 0250 | 11 | ---- | 143837 | 143840 | ---- | 6780133 | 6780157 |
| KX 250F | 0250 | 12 | ---- | 143837 | 143840 | ---- | 6780133 | ---- |
| KX 250F | 0250 | 13 | ---- | ---- | 143840 | ---- | 6780133 | 6780157 |
| KX 250F | 0250 | 14 | ---- | ---- | ---- | ---- | 6780133 | 6780157 |
| KX 250F | 0250 | 15-16 | ---- | ---- | ---- | ---- | 6780133 | 6780157 |
| KLX 300A/300R | 0300 | 97-07 | 143837 | ---- | ---- | 6780133 | ---- | ---- |
| KLX 400B/400R | 0400 | 03 | ---- | ---- | ---- | ---- | ---- | ---- |
| KLX 450A/450R | 0450 | 08-09 | ---- | ---- | ---- | ---- | ---- | ---- |
| KLX 450AA (Australian) | 0450 | 12 | ---- | ---- | ---- | ---- | ---- | ---- |
| KLX 450AA (Australian) | 0450 | 13 | ---- | ---- | ---- | ---- | ---- | ---- |
| KX 450F | 0450 | 06-07 | ---- | 143837 | 143840 | ---- | 6780133 | 6780157 |
| KX 450F | 0450 | 08 | ---- | 143837 | 143840 | ---- | 6780133 | 6780157 |
| KX 450F | 0450 | 09-12 | ---- | 143837 | 143840 | ---- | 6780133 | 6780157 |
| KX 450F | 0450 | 13-14 | ---- | 143837 | 143840 | ---- | 6780133 | 6780157 |
| KX 450F | 0450 | 15-16 | ---- | 143837 | 143840 | ---- | 6780133 | 6780157 |
| KX 450F | 0450 | 15-16 | ---- | ---- | ---- | ---- | ---- | ---- |
| KX 500 | 0500 | 86-87 | 143837 | ---- | ---- | 6780133 | ---- | ---- |
| KX 500 | 0500 | 88-90 | ---- | 143837 | 143838 | 6780133 | ---- | ---- |
| KX 500 | 0500 | 91-96 | ---- | 143837 | 143838 | 6780133 | ---- | ---- |
| KX 500 | 0500 | 97-04 | ---- | 143837 | 143838 | 6780133 | ---- | ---- |
| KL 650A/KLR 650 | 0650 | 93-07 | 143837 | ---- | ---- | 6780133 | ---- | ---- |
| KL 650E/KLR 650 | 0650 | 08-15 | 143837 | ---- | ---- | 6780133 | ---- | ---- |
| KLX 650A/650R | 0650 | 93 | ---- | 143837 | 143838 | 6780133 | ---- | ---- |
| KLX 650C/KLX 650R | 0650 | 93-96 | ---- | ---- | ---- | 6780133 | ---- | ---- |
| KLX 650D/650R | 0650 | 96 | 143837 | ---- | 143838 | 6780133 | ---- | ---- |
| KTM | | | | | | | | |
| 50 SXR Pro Junior | 0050 | 98-00 | ---- | ---- | ---- | 6780296 | ---- | ---- |
| 65 SX | 0065 | 02-13 | ---- | ---- | ---- | ---- | ---- | ---- |
| 85 SX | 0085 | 04-11 | 143841 | ---- | ---- | 6780296 | ---- | ---- |
| 85 SX | 0085 | 12 | 143840 | ---- | ---- | 6780157 | ---- | ---- |
| 105 SX | 0105 | 04 | ---- | ---- | ---- | ---- | ---- | ---- |
| 105 SX | 0105 | 06-11 | ---- | ---- | ---- | ---- | ---- | ---- |
| 125 EXC | 0125 | 98-99 | 143841 | ---- | ---- | 6780296 | ---- | ---- |
| 125 EXC | 0125 | 00-02 | 143841 | ---- | ---- | 6780296 | ---- | ---- |
| 125 EXC | 0125 | 03-05 | 143841 | ---- | ---- | 6780296 | ---- | ---- |
| 125 SX | 0125 | 98 | 143841 | ---- | ---- | 6780296 | ---- | ---- |
| 125 SX | 0125 | 99 | 143841 | ---- | ---- | 6780296 | ---- | ---- |
| 125 SX | 0125 | 00 | 143841 | ---- | ---- | 6780296 | ---- | ---- |
| 125 SX | 0125 | 01 | 143841 | ---- | ---- | 6780296 | ---- | ---- |
| 125 SX | 0125 | 02-06 | 143841 | ---- | ---- | 6780296 | ---- | ---- |
| 125 SX | 0125 | 07-09 | 143841 | ---- | ---- | 6780296 | ---- | ---- |
| 125 SX | 0125 | 11 | 143840 | ---- | ---- | 6780157 | ---- | ---- |

- accessories
- body
- handlebar & grips
- cables & levers
- exhaust
- engine
- fuel & intake
- electrical & ignition
- clutch
- drive
- bearings
- brakes
- steering & suspension
- tires
- tools & shop

SPOKE WRENCHES CONTINUED

| | MODEL | CC | YEAR | ERGO SPOKE WRENCH FNR | ERGO SPOKE WRENCH FRONT | ERGO SPOKE WRENCH REAR | STD SPOKE WRENCH FNR | STD SPOKE WRENCH FRONT | STD SPOKE WRENCH REAR |
|----------------------|-----------------|------|-------|-----------------------|-------------------------|------------------------|----------------------|------------------------|-----------------------|
| KTM CONTINUED | | | | | | | | | |
| | 125 SX | 0125 | 12 | 143840 | ---- | ---- | 6780157 | ---- | ---- |
| | 125 SX | 0125 | 13-14 | 143840 | ---- | ---- | 6780157 | ---- | ---- |
| | 125 SX | 0125 | 15 | ---- | ---- | ---- | ---- | ---- | ---- |
| | 144 SX | 0144 | 07-08 | 143841 | ---- | ---- | 6780296 | ---- | ---- |
| | 150 SX | 0150 | 09-10 | 143841 | ---- | ---- | 6780296 | ---- | ---- |
| | 150 SX | 0150 | 11 | 143840 | ---- | ---- | 6780157 | ---- | ---- |
| | 150 SX | 0150 | 12 | 143840 | ---- | ---- | 6780157 | ---- | ---- |
| | 150 SX | 0150 | 13-14 | 143840 | ---- | ---- | 6780157 | ---- | ---- |
| | 150 SX | 0150 | 15 | 143840 | ---- | ---- | 6780157 | ---- | ---- |
| | 150 XC | 0150 | 10 | 143841 | ---- | ---- | 6780296 | ---- | ---- |
| | 150 XC | 0150 | 11 | 143840 | ---- | ---- | 6780157 | ---- | ---- |
| | 150 XC | 0150 | 12 | 143840 | ---- | ---- | 6780157 | ---- | ---- |
| | 150 XC | 0150 | 13 | 143840 | ---- | ---- | 6780157 | ---- | ---- |
| | 150 XC | 0150 | 14 | 143840 | ---- | ---- | 6780157 | ---- | ---- |
| | 200 EXC | 0200 | 98-99 | 143841 | ---- | ---- | 6780296 | ---- | ---- |
| | 200 EXC | 0200 | 00-02 | 143841 | ---- | ---- | 6780296 | ---- | ---- |
| | 200 EXC | 0200 | 03-05 | 143841 | ---- | ---- | 6780296 | ---- | ---- |
| | 200 MXC | 0200 | 98-99 | 143841 | ---- | ---- | 6780296 | ---- | ---- |
| | 200 MXC | 0200 | 00-02 | 143841 | ---- | ---- | 6780296 | ---- | ---- |
| | 200 MXC | 0200 | 03-05 | 143841 | ---- | ---- | 6780296 | ---- | ---- |
| | 200 SX | 0200 | 01-02 | ---- | ---- | ---- | ---- | ---- | ---- |
| | 200 SX | 0200 | 03-04 | 143841 | ---- | ---- | 6780296 | ---- | ---- |
| | 200 XC | 0200 | 06-07 | 143841 | ---- | ---- | 6780296 | ---- | ---- |
| | 200 XC | 0200 | 08-09 | 143841 | ---- | ---- | 6780296 | ---- | ---- |
| | 200 XCW | 0200 | 06-07 | 143841 | ---- | ---- | 6780296 | ---- | ---- |
| | 200 XCW | 0200 | 08 | 143841 | ---- | ---- | 6780296 | ---- | ---- |
| | 200 XCW | 0200 | 09 | ---- | ---- | ---- | 6780296 | ---- | ---- |
| | 200 XCW | 0200 | 10-11 | 143841 | ---- | ---- | 6780296 | ---- | ---- |
| | 200 XCW | 0200 | 12 | 143840 | ---- | ---- | 6780157 | ---- | ---- |
| | 200 XCW | 0200 | 13-16 | 143840 | ---- | ---- | 6780157 | ---- | ---- |
| | 250 EXC | 0250 | 98-99 | 143841 | ---- | ---- | 6780296 | ---- | ---- |
| | 250 EXC | 0250 | 00-02 | 143841 | ---- | ---- | 6780296 | ---- | ---- |
| | 250 EXC | 0250 | 03-05 | 143841 | ---- | ---- | 6780296 | ---- | ---- |
| | 250 EXCG | 0250 | 02 | ---- | ---- | ---- | ---- | ---- | ---- |
| | 250 EXCG | 0250 | 03-05 | 143841 | ---- | ---- | 6780296 | ---- | ---- |
| | 250 FR FREERIDE | 0250 | 14 | 143840 | ---- | ---- | 6780157 | ---- | ---- |
| | 250 MXC | 0250 | 98-99 | 143841 | ---- | ---- | 6780296 | ---- | ---- |
| | 250 MXC | 0250 | 00-02 | 143841 | ---- | ---- | 6780296 | ---- | ---- |
| | 250 SX | 0250 | 98-99 | 143841 | ---- | ---- | 6780296 | ---- | ---- |
| | 250 SX | 0250 | 00 | 143841 | ---- | ---- | 6780296 | ---- | ---- |
| | 250 SX | 0250 | 01 | 143841 | ---- | ---- | 6780296 | ---- | ---- |
| | 250 SX | 0250 | 02-06 | 143841 | ---- | ---- | 6780296 | ---- | ---- |
| | 250 SX | 0250 | 07-10 | 143841 | ---- | ---- | 6780296 | ---- | ---- |
| | 250 SX | 0250 | 11 | 143840 | ---- | ---- | 6780296 | ---- | ---- |
| | 250 SX | 0250 | 12-14 | 143840 | ---- | ---- | 6780157 | ---- | ---- |
| | 250 SX | 0250 | 15 | 143840 | ---- | ---- | 6780157 | ---- | ---- |
| | 250 SXF | 0250 | 05 | 143841 | ---- | ---- | 6780296 | ---- | ---- |
| | 250 SXF | 0250 | 06 | 143841 | ---- | ---- | 6780296 | ---- | ---- |
| | 250 SXF | 0250 | 07-10 | 143841 | ---- | ---- | 6780296 | ---- | ---- |
| | 250 SXF | 0250 | 11 | 143840 | ---- | ---- | 6780157 | ---- | ---- |
| | 250 SXF | 0250 | 12 | 143840 | ---- | ---- | 6780157 | ---- | ---- |
| | 250 SXF | 0250 | 13 | 143840 | ---- | ---- | 6780157 | ---- | ---- |
| | 250 SXF | 0250 | 14 | 143840 | ---- | ---- | 6780157 | ---- | ---- |
| | 250 SXF | 0250 | 15 | 143840 | ---- | ---- | 6780157 | ---- | ---- |

SPOKE WRENCHES CONTINUED

| MODEL | CC | YEAR | ERGO SPOKE WRENCH FNR | ERGO SPOKE WRENCH FRONT | ERGO SPOKE WRENCH REAR | STD SPOKE WRENCH FNR | STD SPOKE WRENCH FRONT | STD SPOKE WRENCH REAR |
|----------------------------|------|-------|-----------------------|-------------------------|------------------------|----------------------|------------------------|-----------------------|
| KTM CONTINUED | | | | | | | | |
| 250 XC 2T E-Start | 0250 | 06-07 | 143841 | ---- | ---- | 6780296 | ---- | ---- |
| 250 XC 2T E-Start | 0250 | 08-10 | 143841 | ---- | ---- | 6780296 | ---- | ---- |
| 250 XC 2T E-Start | 0250 | 11 | 143840 | ---- | ---- | 6780157 | ---- | ---- |
| 250 XC 2T E-Start | 0250 | 12 | 143840 | ---- | ---- | 6780157 | ---- | ---- |
| 250 XC 2T E-Start | 0250 | 13 | 143840 | ---- | ---- | 6780157 | ---- | ---- |
| 250 XC 2T E-Start | 0250 | 14-15 | 143840 | ---- | ---- | 6780157 | ---- | ---- |
| 250 XCF | 0250 | 07 | 143841 | ---- | ---- | 6780296 | ---- | ---- |
| 250 XCF | 0250 | 08-09 | 143841 | ---- | ---- | 6780296 | ---- | ---- |
| 250 XCF | 0250 | 11-12 | 143840 | ---- | ---- | 6780157 | ---- | ---- |
| 250 XCF | 0250 | 13 | 143840 | ---- | ---- | 6780157 | ---- | ---- |
| 250 XCF | 0250 | 14-15 | 143840 | ---- | ---- | 6780157 | ---- | ---- |
| 250 XCFW | 0250 | 07 | ---- | ---- | ---- | 6780296 | ---- | ---- |
| 250 XCFW | 0250 | 08-09 | ---- | ---- | ---- | 6780296 | ---- | ---- |
| 250 XCFW | 0250 | 12 | 143840 | ---- | ---- | 6780157 | ---- | ---- |
| 250 XCFW | 0250 | 13-15 | 143840 | ---- | ---- | 6780157 | ---- | ---- |
| 250 XCFW Champions Edition | 0250 | 10 | 143841 | ---- | ---- | 6780296 | ---- | ---- |
| 250 XCFW Six Days | 0250 | 11 | 143841 | ---- | ---- | 6780296 | ---- | ---- |
| 250 XCW | 0250 | 06-07 | 143841 | ---- | ---- | 6780296 | ---- | ---- |
| 250 XCW | 0250 | 08-11 | 143841 | ---- | ---- | 6780296 | ---- | ---- |
| 250 XCW | 0250 | 12 | ---- | ---- | ---- | ---- | ---- | ---- |
| 250 XCW | 0250 | 13-15 | 143840 | ---- | ---- | 6780157 | ---- | ---- |
| 300 EXC | 0300 | 98-99 | 143841 | ---- | ---- | 6780296 | ---- | ---- |
| 300 EXC | 0300 | 00-02 | 143841 | ---- | ---- | 6780296 | ---- | ---- |
| 300 EXC | 0300 | 03-05 | 143841 | ---- | ---- | 6780296 | ---- | ---- |
| 300 MXC | 0300 | 98-99 | 143841 | ---- | ---- | 6780296 | ---- | ---- |
| 300 MXC | 0300 | 00-02 | 143841 | ---- | ---- | 6780296 | ---- | ---- |
| 300 MXC | 0300 | 03-05 | 143841 | ---- | ---- | 6780296 | ---- | ---- |
| 300 XC | 0300 | 06-07 | 143841 | ---- | ---- | 6780296 | ---- | ---- |
| 300 XC | 0300 | 08-10 | 143841 | ---- | ---- | 6780296 | ---- | ---- |
| 300 XC | 0300 | 11 | 143840 | ---- | ---- | 6780296 | ---- | ---- |
| 300 XC | 0300 | 12-13 | 143840 | ---- | ---- | 6780157 | ---- | ---- |
| 300 XC | 0300 | 14-15 | 143840 | ---- | ---- | 6780157 | ---- | ---- |
| 300 XCW | 0300 | 06-07 | 143841 | ---- | ---- | 6780296 | ---- | ---- |
| 300 XCW | 0300 | 08-11 | 143841 | ---- | ---- | 6780296 | ---- | ---- |
| 300 XCW | 0300 | 12 | 143840 | ---- | ---- | 6780157 | ---- | ---- |
| 300 XCW | 0300 | 13-15 | 143840 | ---- | ---- | 6780157 | ---- | ---- |
| 300 XCW Six Days | 0300 | 14-15 | 143840 | ---- | ---- | 6780157 | ---- | ---- |
| 350 EXCF | 0350 | 12 | 143840 | ---- | ---- | 6780157 | ---- | ---- |
| 350 EXCF | 0350 | 13-15 | 143840 | ---- | ---- | 6780157 | ---- | ---- |
| 350 SXF | 0350 | 11 | 143840 | ---- | ---- | 6780157 | ---- | ---- |
| 350 SXF | 0350 | 12-14 | 143840 | ---- | ---- | 6780157 | ---- | ---- |
| 350 SXF | 0350 | 15 | 143840 | ---- | ---- | 6780157 | ---- | ---- |
| 350 XCF | 0350 | 11 | 143840 | ---- | ---- | 6780157 | ---- | ---- |
| 350 XCF | 0350 | 12-13 | 143840 | ---- | ---- | 6780157 | ---- | ---- |
| 350 XCF | 0350 | 14-15 | 143840 | ---- | ---- | 6780157 | ---- | ---- |
| 350 XCFW | 0350 | 12-16 | 143840 | ---- | ---- | 6780157 | ---- | ---- |
| 350 XCFW Six Days | 0350 | 15 | 143840 | ---- | ---- | 6780157 | ---- | ---- |
| 380 EXC | 0380 | 98-99 | 143841 | ---- | ---- | 6780296 | ---- | ---- |
| 380 EXC | 0380 | 00-02 | 143841 | ---- | ---- | 6780296 | ---- | ---- |
| 380 MXC | 0380 | 98-99 | 143841 | ---- | ---- | 6780296 | ---- | ---- |
| 380 MXC | 0380 | 00-02 | 143841 | ---- | ---- | 6780296 | ---- | ---- |
| 380 SX | 0380 | 98-99 | 143841 | ---- | ---- | 6780296 | ---- | ---- |
| 380 SX | 0380 | 00 | 143841 | ---- | ---- | 6780296 | ---- | ---- |
| 380 SX | 0380 | 01 | 143841 | ---- | ---- | 6780296 | ---- | ---- |

- accessories
- body
- handlebar & grips
- cables & levers
- exhaust
- engine
- fuel & intake
- electrical & ignition
- clutch
- drive
- bearings
- brakes
- steering & suspension
- tires

tools & shop

SPOKE WRENCHES CONTINUED

| MODEL | CC | YEAR | ERGO SPOKE WRENCH FNR | ERGO SPOKE WRENCH FRONT | ERGO SPOKE WRENCH REAR | STD SPOKE WRENCH FNR | STD SPOKE WRENCH FRONT | STD SPOKE WRENCH REAR |
|----------------------------|------|-------|-----------------------|-------------------------|------------------------|----------------------|------------------------|-----------------------|
| KTM CONTINUED | | | | | | | | |
| 380 SX | 0380 | 02 | 143841 | ---- | ---- | 6780296 | ---- | ---- |
| 400 EXC | 0400 | 98 | 143841 | ---- | ---- | 6780296 | ---- | ---- |
| 400 EXC | 0400 | 99 | 143841 | ---- | ---- | 6780296 | ---- | ---- |
| 400 EXC | 0400 | 00 | 143841 | ---- | ---- | 6780296 | ---- | ---- |
| 400 EXC | 0400 | 01-02 | 143841 | ---- | ---- | 6780296 | ---- | ---- |
| 400 EXCG | 0400 | 00 | ---- | ---- | ---- | ---- | ---- | ---- |
| 400 EXCG | 0400 | 04 | 143841 | ---- | ---- | 6780296 | ---- | ---- |
| 400 EXCG | 0400 | 06 | 143841 | ---- | ---- | 6780296 | ---- | ---- |
| 400 MXC | 0400 | 99-02 | 143841 | ---- | ---- | 6780296 | ---- | ---- |
| 400 SX | 0400 | 98 | 143841 | ---- | ---- | 6780296 | ---- | ---- |
| 400 SX | 0400 | 00 | 143841 | ---- | ---- | 6780296 | ---- | ---- |
| 400 SX | 0400 | 01 | 143841 | ---- | ---- | 6780296 | ---- | ---- |
| 400 SX | 0400 | 02 | 143841 | ---- | ---- | 6780296 | ---- | ---- |
| 400 SXC | 0400 | 99-00 | 143841 | ---- | ---- | 6780296 | ---- | ---- |
| 400 SXC | 0400 | 01 | ---- | ---- | ---- | ---- | ---- | ---- |
| 400 SXC | 0400 | 02 | 143841 | ---- | ---- | 6780296 | ---- | ---- |
| 400 XCW | 0400 | 07 | 143841 | ---- | ---- | 6780296 | ---- | ---- |
| 400 XCW | 0400 | 09-10 | 143841 | ---- | ---- | 6780296 | ---- | ---- |
| 450 EXCG | 0450 | 03-06 | 143841 | ---- | ---- | 6780296 | ---- | ---- |
| 450 EXCR | 0450 | 07-11 | 143841 | ---- | ---- | 6780296 | ---- | ---- |
| 450 MXCG | 0450 | 03-05 | 143841 | ---- | ---- | 6780296 | ---- | ---- |
| 450 SXF | 0450 | 03-06 | 143841 | ---- | ---- | 6780296 | ---- | ---- |
| 450 SXF | 0450 | 07-10 | 143841 | ---- | ---- | 6780296 | ---- | ---- |
| 450 SXF | 0450 | 11 | 143840 | ---- | ---- | 6780296 | ---- | ---- |
| 450 SXF | 0450 | 12-14 | 143840 | ---- | ---- | 6780157 | ---- | ---- |
| 450 SXF | 0450 | 15 | 143840 | ---- | ---- | 6780157 | ---- | ---- |
| 450 SXF FI Factory Edition | 0450 | 12-13 | 143840 | ---- | ---- | 6780157 | ---- | ---- |
| 450 SXF FI Factory Edition | 0450 | 14 | 143840 | ---- | ---- | 6780157 | ---- | ---- |
| 450 XCF | 0450 | 06-07 | 143841 | ---- | ---- | 6780296 | ---- | ---- |
| 450 XCF | 0450 | 08-09 | 143841 | ---- | ---- | 6780296 | ---- | ---- |
| 450 XCF | 0450 | 13 | 143840 | ---- | ---- | 6780157 | ---- | ---- |
| 450 XCF | 0450 | 14-15 | 143840 | ---- | ---- | 6780157 | ---- | ---- |
| 450 XCFW Champions Edition | 0450 | 10 | 143841 | ---- | ---- | 6780296 | ---- | ---- |
| 450 XCRW | 0450 | 08 | 143841 | ---- | ---- | 6780296 | ---- | ---- |
| 450 XCW | 0450 | 06-09 | 143841 | ---- | ---- | 6780296 | ---- | ---- |
| 450 XCW | 0450 | 12-15 | 143840 | ---- | ---- | 6780157 | ---- | ---- |
| 450 XCW Six Days | 0450 | 10-11 | 143841 | ---- | ---- | 6780296 | ---- | ---- |
| 500 EXC | 0500 | 12-14 | 143840 | ---- | ---- | 6780157 | ---- | ---- |
| 500 EXC | 0500 | 15 | ---- | ---- | ---- | ---- | ---- | ---- |
| 500 XCW | 0500 | 12-15 | 143840 | ---- | ---- | 6780157 | ---- | ---- |
| 505 SXF | 0505 | 08 | 143841 | ---- | ---- | 6780296 | ---- | ---- |
| 505 XCF | 0505 | 08-09 | 143841 | ---- | ---- | 6780296 | ---- | ---- |
| 520 EXC | 0520 | 00-02 | 143841 | ---- | ---- | 6780296 | ---- | ---- |
| 520 MXC | 0520 | 00-02 | 143841 | ---- | ---- | 6780296 | ---- | ---- |
| 520 SX | 0520 | 00 | 143841 | ---- | ---- | 6780296 | ---- | ---- |
| 520 SX | 0520 | 01 | 143841 | ---- | ---- | 6780296 | ---- | ---- |
| 520 SX | 0520 | 02 | 143841 | ---- | ---- | 6780296 | ---- | ---- |
| 525 EXC | 0525 | 03-07 | 143841 | ---- | ---- | 6780296 | ---- | ---- |
| 525 MXCG | 0525 | 03-05 | 143841 | ---- | ---- | 6780296 | ---- | ---- |
| 525 SX | 0525 | 03-06 | 143841 | ---- | ---- | 6780296 | ---- | ---- |
| 525 XC | 0525 | 07 | 143841 | ---- | ---- | 6780296 | ---- | ---- |
| 525 XCG | 0525 | 06 | 143841 | ---- | ---- | 6780296 | ---- | ---- |
| 525 XCW | 0525 | 07 | 143841 | ---- | ---- | 6780296 | ---- | ---- |
| 530 EXC | 0530 | 09-10 | 143841 | ---- | ---- | 6780296 | ---- | ---- |

SPOKE WRENCHES CONTINUED

| MODEL | CC | YEAR | ERGO SPOKE WRENCH FNR | ERGO SPOKE WRENCH FRONT | ERGO SPOKE WRENCH REAR | STD SPOKE WRENCH FNR | STD SPOKE WRENCH FRONT | STD SPOKE WRENCH REAR |
|---------------------------------|------|-------|-----------------------|-------------------------|------------------------|----------------------|------------------------|-----------------------|
| KTM CONTINUED | | | | | | | | |
| 530 EXC | 0530 | 11 | 143841 | ---- | ---- | 6780296 | ---- | ---- |
| 530 EXC Champions Edition | 0530 | 10 | 143841 | ---- | ---- | 6780296 | ---- | ---- |
| 530 EXC Champions Edition | 0530 | 11 | ---- | ---- | ---- | ---- | ---- | ---- |
| 530 EXCR | 0530 | 08 | ---- | ---- | ---- | 6780296 | ---- | ---- |
| 530 XCRW | 0530 | 08 | 143841 | ---- | ---- | 6780296 | ---- | ---- |
| 530 XCW | 0530 | 09 | 143841 | ---- | ---- | 6780296 | ---- | ---- |
| 530 XCW Six Days | 0530 | 10-11 | 143841 | ---- | ---- | 6780296 | ---- | ---- |
| 560 SMR | 0560 | 06-07 | 143841 | ---- | ---- | 6780296 | ---- | ---- |
| 640 LC4 Adventure | 0640 | 03-04 | 143841 | ---- | ---- | 6780296 | ---- | ---- |
| 640 LC4 Adventure | 0640 | 05-07 | 143841 | ---- | ---- | 6780296 | ---- | ---- |
| 640 LC4E | 0640 | 04-07 | 143841 | ---- | ---- | 6780296 | ---- | ---- |
| 660 RFR (Rally Factory Replica) | 0660 | 07 | 143841 | ---- | ---- | 6780296 | ---- | ---- |
| 690 Enduro | 0690 | 08-12 | 143841 | ---- | ---- | 6780296 | ---- | ---- |
| 690 Enduro | 0690 | 13-14 | 143841 | ---- | ---- | 6780296 | ---- | ---- |
| 690 RFR (Rally Factory Replica) | 0690 | 07-09 | 143841 | ---- | ---- | 6780296 | ---- | ---- |
| 950 Adventure | 0950 | 03 | 143841 | ---- | ---- | 6780296 | ---- | ---- |
| 950 Adventure | 0950 | 04-06 | 143841 | ---- | ---- | 6780296 | ---- | ---- |
| 950 Super EnduroR | 0950 | 07-09 | 143841 | ---- | ---- | 6780296 | ---- | ---- |
| 990 Adventure | 0990 | 07-09 | 143841 | ---- | ---- | 6780296 | ---- | ---- |
| 990 Adventure | 0990 | 10-11 | 143841 | ---- | ---- | 6780296 | ---- | ---- |
| 990 Adventure Baja | 0990 | 13 | 143841 | ---- | ---- | 6780296 | ---- | ---- |
| 990 Adventure R | 0990 | 09 | 143841 | ---- | ---- | 6780296 | ---- | ---- |
| 990 Adventure R | 0990 | 10-12 | 143841 | ---- | ---- | 6780296 | ---- | ---- |
| SUZUKI | | | | | | | | |
| RM 65 | 0065 | 03 | 143836 | ---- | ---- | 6780296 | ---- | ---- |
| RM 80 | 0080 | 89-01 | ---- | ---- | ---- | ---- | ---- | ---- |
| RM 85 | 0085 | 02-10 | 143836 | ---- | ---- | 6780296 | ---- | ---- |
| RM 85 | 0085 | 12 | 143836 | ---- | ---- | 6780296 | ---- | ---- |
| RM 85 | 0085 | 15 | 143836 | ---- | ---- | 6780296 | ---- | ---- |
| RM 85L | 0085 | 03 | ---- | ---- | ---- | ---- | ---- | ---- |
| RM 85L | 0085 | 06 | 143836 | ---- | ---- | 6780296 | ---- | ---- |
| RM 100 | 0100 | 03 | 143837 | ---- | ---- | 6780133 | ---- | ---- |
| RM 125 | 0125 | 96-97 | ---- | ---- | ---- | ---- | ---- | ---- |
| RM 125 | 0125 | 98-99 | ---- | ---- | ---- | ---- | ---- | ---- |
| RM 125 | 0125 | 00 | ---- | ---- | ---- | ---- | ---- | ---- |
| RM 125 | 0125 | 00-08 | ---- | ---- | ---- | ---- | ---- | ---- |
| RM 125 | 0125 | 01-02 | ---- | ---- | ---- | ---- | ---- | ---- |
| RM 125 | 0125 | 03-07 | 143840 | ---- | ---- | 6780157 | ---- | ---- |
| RM 125 | 0125 | 08 | 143840 | ---- | ---- | 6780157 | ---- | ---- |
| RM 125 | 0125 | 08 | ---- | ---- | ---- | 6780157 | ---- | ---- |
| DRZ 250 | 0250 | 01-07 | ---- | ---- | ---- | ---- | ---- | ---- |
| RM 250 | 0250 | 96-97 | ---- | ---- | ---- | ---- | ---- | ---- |
| RM 250 | 0250 | 98-99 | ---- | ---- | ---- | ---- | ---- | ---- |
| RM 250 | 0250 | 00 | ---- | ---- | ---- | ---- | ---- | ---- |
| RM 250 | 0250 | 00-08 | ---- | ---- | ---- | ---- | ---- | ---- |
| RM 250 | 0250 | 01-03 | ---- | ---- | ---- | ---- | ---- | ---- |
| RM 250 | 0250 | 04-05 | 143840 | ---- | ---- | 6780157 | ---- | ---- |
| RM 250 | 0250 | 06 | 143840 | 143837 | ---- | ---- | 6780133 | 6780157 |
| RM 250 | 0250 | 07-08 | ---- | 143837 | 143840 | ---- | 6780133 | ---- |
| RMZ 250 | 0250 | 04 | ---- | ---- | ---- | ---- | ---- | ---- |
| RMZ 250 | 0250 | 05 | ---- | ---- | ---- | ---- | ---- | ---- |
| RMZ 250 | 0250 | 06 | ---- | 143837 | 143840 | ---- | ---- | ---- |

- accessories
- body
- handlebar & grips
- cables & levers
- exhaust
- engine
- fuel & intake
- electrical & ignition
- clutch
- drive
- bearings
- brakes
- steering & suspension
- tires
- tools & shop

SPOKE WRENCHES CONTINUED

| MODEL | CC | YEAR | ERGO SPOKE WRENCH FNR | ERGO SPOKE WRENCH FRONT | ERGO SPOKE WRENCH REAR | STD SPOKE WRENCH FNR | STD SPOKE WRENCH FRONT | STD SPOKE WRENCH REAR |
|-----------------------------|------|-------|-----------------------|-------------------------|------------------------|----------------------|------------------------|-----------------------|
| SUZUKI CONTINUED | | | | | | | | |
| RMZ 250 | 0250 | 07-10 | ---- | 143838 | 143840 | ---- | 6780133 | 6780157 |
| RMZ 250 | 0250 | 07-16 | ---- | ---- | ---- | ---- | ---- | ---- |
| RMZ 250 | 0250 | 11-12 | ---- | 143838 | 143840 | ---- | 6780133 | 6780157 |
| RMZ 250 | 0250 | 13-15 | ---- | ---- | ---- | ---- | ---- | ---- |
| RMZ 250 | 0250 | 16 | ---- | ---- | ---- | ---- | ---- | ---- |
| DRZ 400E | 0400 | 00-07 | ---- | ---- | ---- | ---- | ---- | ---- |
| DRZ 400K | 0400 | 01 | ---- | ---- | ---- | ---- | ---- | ---- |
| DRZ 400K | 0400 | 02 | ---- | ---- | ---- | ---- | ---- | ---- |
| DRZ 400K | 0400 | 03 | ---- | ---- | ---- | ---- | ---- | ---- |
| DRZ 400K | 0400 | 04 | ---- | ---- | ---- | ---- | ---- | ---- |
| DRZ 400S | 0400 | 00-01 | ---- | ---- | ---- | ---- | ---- | ---- |
| DRZ 400S | 0400 | 02-09 | ---- | ---- | ---- | ---- | ---- | ---- |
| DRZ 400S | 0400 | 11 | ---- | ---- | ---- | ---- | ---- | ---- |
| DRZ 400S | 0400 | 12-15 | ---- | ---- | ---- | ---- | ---- | ---- |
| DRZ 400Y | 0400 | 00 | ---- | ---- | ---- | ---- | ---- | ---- |
| RMX 450 Enduro X-Country | 0450 | 10-11 | ---- | 143837 | 143840 | ---- | 6780133 | ---- |
| RMZ 450 | 0450 | 05-06 | ---- | 143837 | 143840 | ---- | 6780133 | 6780157 |
| RMZ 450 | 0450 | 05-12 | ---- | ---- | ---- | ---- | ---- | ---- |
| RMZ 450 | 0450 | 07-12 | ---- | 143838 | 143840 | ---- | 6780133 | 6780157 |
| RMZ 450 | 0450 | 13-14 | ---- | ---- | ---- | ---- | ---- | ---- |
| RMZ 450 | 0450 | 15-16 | ---- | ---- | ---- | ---- | ---- | ---- |
| RMZ 450 | 0450 | 15-16 | ---- | ---- | ---- | ---- | ---- | ---- |
| DL 650 V-Strom | 0650 | 04-09 | ---- | ---- | ---- | ---- | ---- | ---- |
| DL 1000 V-Strom | 1000 | 02-09 | ---- | ---- | ---- | ---- | ---- | ---- |
| YAMAHA | | | | | | | | |
| YZ 80 | 0080 | 93-01 | ---- | ---- | ---- | ---- | ---- | ---- |
| YZ 85 | 0085 | 02-15 | ---- | ---- | ---- | ---- | ---- | ---- |
| TTR 125L (Front Disc Brake) | 0125 | 00-09 | ---- | ---- | 143836 | ---- | ---- | 6780296 |
| TTR 125L (Front Disc Brake) | 0125 | 11-15 | ---- | ---- | 143836 | ---- | ---- | 6780296 |
| YZ 125 | 0125 | 91-94 | ---- | ---- | ---- | ---- | ---- | ---- |
| YZ 125 | 0125 | 95-97 | ---- | ---- | ---- | ---- | ---- | ---- |
| YZ 125 | 0125 | 98 | ---- | ---- | ---- | ---- | ---- | ---- |
| YZ 125 | 0125 | 99-01 | ---- | ---- | 143840 | ---- | 6780133 | 6780157 |
| YZ 125 | 0125 | 99-15 | ---- | ---- | ---- | ---- | ---- | ---- |
| YZ 125 | 0125 | 02-03 | ---- | 143838 | 143840 | ---- | 6780133 | 6780157 |
| YZ 125 | 0125 | 04 | ---- | 143838 | 143840 | ---- | 6780133 | 6780157 |
| YZ 125 | 0125 | 05 | ---- | 143838 | 143840 | ---- | 6780133 | 6780157 |
| YZ 125 | 0125 | 06-08 | ---- | 143838 | 143840 | ---- | 6780133 | 6780157 |
| YZ 125 | 0125 | 09-15 | ---- | 143838 | 143840 | ---- | 6780133 | 6780157 |
| WR 200 | 0200 | 92 | ---- | ---- | ---- | ---- | ---- | ---- |
| WR 200 | 0200 | 93 | ---- | ---- | ---- | ---- | ---- | ---- |
| XT 225 | 0225 | 01-07 | ---- | 143836 | ---- | ---- | 6780296 | ---- |
| TTR 230 | 0230 | 05-09 | ---- | 143836 | ---- | ---- | 6780296 | ---- |
| TTR 230 | 0230 | 11-15 | ---- | 143836 | ---- | ---- | 6780296 | ---- |
| TTR 250 | 0250 | 99-06 | ---- | ---- | ---- | ---- | ---- | ---- |
| TTR 250 | 0250 | 07 | ---- | ---- | ---- | ---- | ---- | ---- |
| WR 250 | 0250 | 89-90 | ---- | ---- | ---- | ---- | ---- | ---- |
| WR 250F | 0250 | 01-04 | ---- | 143838 | 143840 | ---- | 6780133 | 6780157 |
| WR 250F | 0250 | 01-09 | ---- | ---- | ---- | ---- | ---- | ---- |
| WR 250F | 0250 | 05 | ---- | 143838 | 143840 | ---- | 6780133 | 6780157 |
| WR 250F | 0250 | 06-08 | ---- | 143838 | 143840 | ---- | 6780133 | 6780157 |
| WR 250F | 0250 | 09 | ---- | 143838 | 143840 | ---- | 6780133 | ---- |
| WR 250F | 0250 | 11-13 | ---- | 143838 | 143840 | ---- | 6780133 | ---- |

SPOKE WRENCHES CONTINUED

| MODEL | CC | YEAR | ERGO SPOKE WRENCH FNR | ERGO SPOKE WRENCH FRONT | ERGO SPOKE WRENCH REAR | STD SPOKE WRENCH FNR | STD SPOKE WRENCH FRONT | STD SPOKE WRENCH REAR |
|-------------------------|------|-------|-----------------------|-------------------------|------------------------|----------------------|------------------------|-----------------------|
| YAMAHA CONTINUED | | | | | | | | |
| WR 250F | 0250 | 11-13 | ---- | ---- | ---- | ---- | ---- | ---- |
| WR 250R Dual Sport | 0250 | 08-15 | ---- | ---- | 143837 | ---- | ---- | 6780133 |
| WR 250R Dual Sport | 0250 | 08-15 | ---- | ---- | ---- | ---- | ---- | ---- |
| YZ 250 | 0250 | 91-97 | ---- | ---- | ---- | ---- | ---- | ---- |
| YZ 250 | 0250 | 98 | ---- | ---- | ---- | ---- | ---- | ---- |
| YZ 250 | 0250 | 99 | ---- | ---- | ---- | ---- | ---- | ---- |
| YZ 250 | 0250 | 00-03 | ---- | 143838 | 143840 | ---- | 6780133 | 6780157 |
| YZ 250 | 0250 | 04 | ---- | 143838 | 143840 | ---- | 6780133 | 6780157 |
| YZ 250 | 0250 | 05 | ---- | 143838 | 143840 | ---- | 6780133 | 6780157 |
| YZ 250 | 0250 | 06-15 | ---- | 143838 | 143840 | ---- | 6780133 | 6780157 |
| YZ 250F | 0250 | 01 | ---- | ---- | ---- | ---- | ---- | ---- |
| YZ 250F | 0250 | 01-08 | ---- | ---- | ---- | ---- | ---- | ---- |
| YZ 250F | 0250 | 02-03 | ---- | ---- | ---- | ---- | 6780133 | ---- |
| YZ 250F | 0250 | 04 | ---- | 143838 | 143840 | ---- | 6780133 | 6780157 |
| YZ 250F | 0250 | 05 | ---- | 143838 | 143840 | ---- | 6780133 | 6780157 |
| YZ 250F | 0250 | 06-08 | ---- | 143838 | 143840 | ---- | 6780133 | 6780157 |
| YZ 250F | 0250 | 09-13 | ---- | 143838 | 143839 | ---- | 6780133 | 6780157 |
| YZ 250F | 0250 | 14 | ---- | 143838 | 143839 | ---- | 6780133 | 6780157 |
| YZ 250F | 0250 | 15-16 | ---- | ---- | ---- | ---- | ---- | ---- |
| YZ 250FX X-Country | 0250 | 15 | ---- | ---- | ---- | ---- | ---- | ---- |
| WR 400F | 0400 | 98-99 | ---- | 143838 | 143840 | ---- | 6780133 | 6780157 |
| WR 400F | 0400 | 98-99 | ---- | ---- | ---- | ---- | ---- | ---- |
| WR 400F | 0400 | 00 | ---- | 143838 | 143840 | ---- | 6780133 | 6780157 |
| YZ 400F | 0400 | 98-99 | ---- | ---- | 143840 | ---- | 6780133 | 6780157 |
| YZ 400F | 0400 | 99 | ---- | ---- | ---- | ---- | ---- | ---- |
| WR 426F | 0426 | 00-02 | ---- | ---- | ---- | ---- | ---- | ---- |
| WR 426F | 0426 | 01-02 | ---- | 143838 | 143840 | ---- | 6780133 | 6780157 |
| YZ 426F | 0426 | 00-02 | ---- | 143838 | 143840 | ---- | 6780133 | 6780157 |
| YZ 426F | 0426 | 00-02 | ---- | ---- | ---- | ---- | ---- | ---- |
| WR 450F | 0450 | 03-04 | ---- | 143838 | 143840 | ---- | 6780133 | 6780157 |
| WR 450F | 0450 | 03-09 | ---- | ---- | ---- | ---- | ---- | ---- |
| WR 450F | 0450 | 05 | ---- | 143838 | 143840 | ---- | 6780133 | 6780157 |
| WR 450F | 0450 | 06-08 | ---- | 143838 | 143840 | ---- | 6780133 | 6780157 |
| WR 450F | 0450 | 09 | ---- | 143838 | 143840 | ---- | 6780133 | 6780157 |
| WR 450F | 0450 | 11-15 | ---- | 143838 | 143840 | ---- | 6780133 | 6780157 |
| WR 450F | 0450 | 11-15 | ---- | ---- | ---- | ---- | ---- | ---- |
| YZ 450F | 0450 | 03 | ---- | 143838 | 143840 | ---- | 6780133 | 6780157 |
| YZ 450F | 0450 | 03-08 | ---- | ---- | ---- | ---- | ---- | ---- |
| YZ 450F | 0450 | 04 | ---- | 143838 | 143840 | ---- | 6780133 | 6780157 |
| YZ 450F | 0450 | 05 | ---- | 143838 | 143840 | ---- | 6780133 | 6780157 |
| YZ 450F | 0450 | 06-08 | ---- | 143838 | 143840 | ---- | 6780133 | 6780157 |
| YZ 450F | 0450 | 09-10 | ---- | 143838 | 143839 | ---- | 6780133 | 6780157 |
| YZ 450F | 0450 | 11-14 | ---- | 143838 | 143839 | ---- | 6780133 | 6780157 |
| YZ 450F | 0450 | 15-16 | ---- | ---- | ---- | ---- | ---- | ---- |
| XTZ 1200 Super Tenere | 1200 | 12 | ---- | ---- | ---- | ---- | ---- | ---- |

- accessories
- body
- handlebar & grips
- cables & levers
- exhaust
- engine
- fuel & intake
- electrical & ignition
- clutch
- drive
- bearings
- brakes
- steering & suspension
- tires

tools & shop



| SPOKE WRENCH PRICING | | |
|----------------------|-------|---|
| 143836 | 00.00 | 0 |
| 143837 | 00.00 | 0 |
| 143840 | 00.00 | 0 |
| 143841 | 00.00 | 0 |
| 143838 | 00.00 | 0 |
| 143839 | 00.00 | 0 |
| 6780296 | 00.00 | 0 |
| 6780133 | 00.00 | 0 |
| 6780157 | 00.00 | 0 |

- accessories
- body
- handlebar & grips
- cables & levers
- exhaust
- engine
- fuel & intake
- electrical & ignition
- clutch
- drive
- bearings
- brakes
- steering & suspension
- tires
- tools & shop

FORK TOOLS



FORK CAP WRENCH

- 12 mm slot for holding the damper rod for removing the rebound bolt. This allows for the removal of the cartridge from the lower fork leg
- Made of billet 6061-T6 and anodized Motion Pro blue
- Laser engraved markings with Motion Pro logo
- Original Motion Pro design

FORK SEAL BULLETS

- Protects the fork seal and wiper of inverted forks from damage by the bushing groove during installation
- Eliminates the need to wrap the fork tube with tape
- Fitment size is marked on each bullet for easy identification



FORK COMPRESSION VALVE REMOVAL TOOL

- For removing the compression valve from cartridge
- 19mm hex drive/ 36mm octagon
- Manufactured out of billet 6061 T-6 aluminum Application:



STANDARD FORK SEAL DRIVER

- Easy to use split design
- Durable carbon steel construction
- CAD-II plating
- Perfectly weighted to drive seals
- Limited lifetime warranty



RINGER FORK SEAL DRIVER

- Innovative design makes tool easier and safer to use than old fashioned pin aligned drivers
- Anodized aluminum locking ring features knurled finish for secure no-slip grip and positively locks body halves together during use



DAMPING ROD TOOL

- Tool design allows for effortless retrieval of damping rod after spring installation
- Perfect for working on Kayaba, Showa and WP inverted forks
- Rod is zinc plated with a knurled handle for a sure grip
- Rod includes covered bleed port to prevent oil splatter
- Four brass hex adapters ,10 x P1.0, 12 x P1.0, 12 x P1.25, and 14 x P1.0 are included

FORK TOOLS PRICING

| | | |
|--------|-------|---|
| 142259 | 42.99 | E |
| 144177 | 41.99 | E |
| 144151 | 41.99 | E |
| 144180 | 41.99 | E |
| 142171 | 21.99 | E |
| 142340 | 19.99 | E |

| | | |
|--------|-------|---|
| 142339 | 19.99 | E |
| 142224 | 22.60 | E |
| 142290 | 14.99 | E |
| 144184 | 23.99 | E |
| 142346 | 17.99 | E |
| 142210 | 4.99 | E |

| | | |
|--------|------|---|
| 142212 | 4.99 | E |
| 142213 | 4.99 | E |
| 142208 | 4.99 | E |
| 142209 | 4.99 | E |
| 142256 | 4.99 | E |
| 142211 | 4.99 | E |

| | | |
|--------|-------|---|
| 143461 | 44.99 | E |
| 143466 | 44.99 | E |
| 143460 | 44.99 | E |
| 143464 | 44.99 | E |
| 143467 | 44.99 | E |
| 143468 | 44.99 | E |

| | | |
|--------|-------|---|
| 143463 | 44.99 | E |
| 143465 | 44.99 | E |

MOTION PRO FORK TOOLS

| MODEL | CC | FN | YEAR | DAMPING ROD TOOL | FORK CAP SOCKET | FORK CAP WRENCH | FORK COMPRESSION VALVE TOOL | FORK SEAL BULLETS | RINGER FORK SEAL DRIVER |
|--------------|------|----|-------|------------------|-----------------|-----------------|-----------------------------|-------------------|-------------------------|
| HONDA | | | | | | | | | |
| CR80R | 0080 | | 96-02 | ---- | ---- | ---- | ---- | ---- | 143461 |
| CRF80F | 0080 | | 04-09 | ---- | ---- | ---- | ---- | ---- | ---- |
| CRF80F | 0080 | | 11-13 | ---- | ---- | ---- | ---- | ---- | ---- |
| XR80R | 0080 | | 99-03 | ---- | ---- | ---- | ---- | ---- | ---- |
| CR85R | 0085 | | 03-07 | 142259 | ---- | ---- | ---- | ---- | 143461 |
| CR85RB | 0085 | | 03-07 | ---- | ---- | ---- | ---- | ---- | 143461 |
| CRF100F | 0100 | | 04-09 | ---- | ---- | ---- | ---- | ---- | ---- |
| CRF100F | 0100 | | 11-13 | ---- | ---- | ---- | ---- | ---- | ---- |
| XR100R | 0100 | | 01-03 | ---- | ---- | ---- | ---- | ---- | ---- |
| CR125R | 0125 | | 87 | ---- | ---- | ---- | ---- | 142210 | ---- |
| CR125R | 0125 | | 91-96 | 142259 | ---- | ---- | ---- | ---- | ---- |
| CR125R | 0125 | | 97-01 | 142259 | ---- | ---- | ---- | 142212 | 143466 |
| CR125R | 0125 | | 02-03 | 142259 | ---- | ---- | ---- | 142212 | 143466 |
| CR125R | 0125 | | 04 | 142259 | ---- | ---- | ---- | 142213 | 143466 |
| CR125R | 0125 | | 05-06 | ---- | ---- | ---- | ---- | 142213 | 143466 |
| CR125R | 0125 | | 07 | ---- | ---- | ---- | ---- | 142213 | ---- |
| CRF150F | 0150 | | 03-09 | ---- | ---- | ---- | ---- | 142208 | 143460 |
| CRF150F | 0150 | | 12-15 | ---- | ---- | ---- | ---- | 142208 | 143460 |
| CRF150R | 0150 | | 07-09 | 142259 | ---- | ---- | ---- | ---- | 143461 |
| CRF150R | 0150 | | 12-15 | 142259 | ---- | ---- | ---- | ---- | 143461 |
| CRF150RB | 0150 | | 07-09 | 142259 | ---- | ---- | ---- | ---- | 143461 |
| CRF150RB | 0150 | | 12-15 | 142259 | ---- | ---- | ---- | ---- | 143461 |
| CRF230F | 0230 | | 03-09 | ---- | ---- | ---- | ---- | ---- | 143461 |
| CRF230F | 0230 | | 12-16 | ---- | ---- | ---- | ---- | ---- | 143461 |
| CR250R | 0250 | | 78-83 | ---- | ---- | ---- | ---- | ---- | ---- |
| CR250R | 0250 | | 85-87 | ---- | ---- | ---- | ---- | 142210 | ---- |
| CR250R | 0250 | | 91-96 | 142259 | ---- | ---- | ---- | ---- | ---- |
| CR250R | 0250 | | 97 | ---- | ---- | ---- | ---- | 142213 | 143466 |
| CR250R | 0250 | | 98-99 | ---- | 144177 | 142171 | ---- | 142213 | 143466 |
| CR250R | 0250 | | 00-03 | ---- | 144177 | 142171 | ---- | 142213 | 143466 |
| CR250R | 0250 | | 04-07 | ---- | 144177 | 142171 | ---- | 142213 | 143466 |
| CRF250L | 0250 | | 13 | ---- | ---- | ---- | ---- | ---- | 143464 |
| CRF250R | 0250 | | 04 | ---- | 144177 | 142171 | ---- | 142213 | 143466 |
| CRF250R | 0250 | | 05-09 | ---- | 144177 | 142171 | ---- | 142213 | 143466 |
| CRF250R | 0250 | | 10 | ---- | 144151 | ---- | 142290 | ---- | 143467 |
| CRF250R | 0250 | | 11-12 | ---- | 144177 | 142171 | 142290 | ---- | 143467 |
| CRF250R | 0250 | | 13-14 | ---- | 144177 | 142171 | ---- | ---- | 143467 |
| CRF250R | 0250 | | 15-16 | ---- | ---- | ---- | ---- | ---- | 143468 |
| CRF250X | 0250 | | 04 | ---- | 144177 | 142171 | ---- | 142213 | 143466 |
| CRF250X | 0250 | | 05 | ---- | 144177 | 142171 | ---- | 142213 | 143466 |
| CRF250X | 0250 | | 06-08 | ---- | 144177 | 142171 | ---- | 142213 | 143466 |
| CRF250X | 0250 | | 09 | ---- | ---- | ---- | ---- | ---- | ---- |
| CRF250X | 0250 | | 12-13 | ---- | ---- | ---- | ---- | ---- | ---- |
| XR250R | 0250 | | 96-99 | ---- | ---- | ---- | ---- | ---- | ---- |
| XR250R | 0250 | | 00-03 | ---- | ---- | ---- | ---- | 142209 | 143463 |
| XR250R | 0250 | | 04 | ---- | ---- | ---- | ---- | 142209 | 143463 |
| XR400R | 0400 | | 96 | 142259 | ---- | ---- | ---- | ---- | ---- |
| XR400R | 0400 | | 97-99 | 142259 | ---- | ---- | ---- | ---- | ---- |
| XR400R | 0400 | | 00-04 | 142259 | ---- | ---- | ---- | 142210 | 143464 |
| CR450R | 0450 | | 81 | ---- | ---- | ---- | ---- | ---- | ---- |

- accessories
- body
- handlebar & grips
- cables & levers
- exhaust
- engine
- fuel & intake
- electrical & ignition
- clutch
- drive
- bearings
- brakes
- steering & suspension
- tires
- tools & shop

MOTION PRO FORK TOOLS CONTINUED

| | MODEL | CC | FN | YEAR | DAMPING ROD TOOL | FORK CAP SOCKET | FORK CAP WRENCH | FORK COMPRESSION VALVE TOOL | FORK SEAL BULLETS | RINGER FORK SEAL DRIVER |
|------------------------|-----------|------|----|-------|------------------|-----------------|-----------------|-----------------------------|-------------------|-------------------------|
| HONDA CONTINUED | | | | | | | | | | |
| | CRF450R | 0450 | | 02-03 | ---- | 144177 | 142171 | ---- | 142213 | 143466 |
| | CRF450R | 0450 | | 04 | ---- | 144177 | 142171 | ---- | 142213 | 143466 |
| | CRF450R | 0450 | | 05-08 | ---- | 144177 | 142171 | ---- | 142213 | 143466 |
| | CRF450R | 0450 | | 09 | ---- | 144151 | 142340 | 142290 | 142256 | 143467 |
| | CRF450R | 0450 | | 10-12 | ---- | 144151 | 142340 | 142290 | 142256 | 143467 |
| | CRF450R | 0450 | | 13-14 | ---- | ---- | 142340 | ---- | ---- | 143467 |
| | CRF450R | 0450 | | 15-16 | ---- | ---- | ---- | ---- | ---- | 143467 |
| | CRF450X | 0450 | | 05-09 | ---- | 144177 | 142171 | ---- | 142213 | 143466 |
| | CRF450X | 0450 | | 12-13 | ---- | 144177 | 142171 | ---- | 142213 | 143466 |
| | CRF450X | 0450 | | 14 | ---- | 144177 | 142171 | ---- | 142213 | 143466 |
| | CR480R | 0480 | | 82 | ---- | ---- | ---- | ---- | ---- | ---- |
| | CR480R | 0480 | | 83 | ---- | ---- | ---- | ---- | ---- | ---- |
| | CR500R | 0500 | | 85-87 | ---- | ---- | ---- | ---- | 142210 | ---- |
| | CR500R | 0500 | | 91-95 | 142259 | ---- | ---- | ---- | ---- | ---- |
| | CR500R | 0500 | | 96 | 142259 | ---- | ---- | ---- | 142212 | ---- |
| | CR500R | 0500 | | 97-01 | 142259 | ---- | ---- | ---- | 142212 | 143466 |
| | XR600R | 0600 | | 88-90 | ---- | ---- | ---- | ---- | 142210 | 143464 |
| | XR600R | 0600 | | 91-00 | 142259 | ---- | ---- | ---- | 142210 | 143464 |
| | XR650L | 0650 | | 93-09 | 142259 | ---- | ---- | ---- | 142210 | ---- |
| | XR650L | 0650 | | 12-15 | 142259 | ---- | ---- | ---- | 142210 | ---- |
| | XR650R | 0650 | | 00-07 | ---- | ---- | ---- | ---- | 142212 | 143466 |
| HUSQVARNA | | | | | | | | | | |
| | CR 125 | 0125 | | 02-08 | ---- | ---- | ---- | ---- | ---- | ---- |
| | CR 125 | 0125 | | 09 | ---- | ---- | ---- | ---- | ---- | ---- |
| | CR 125 | 0125 | | 10 | ---- | ---- | ---- | ---- | ---- | 143467 |
| | CR 125 | 0125 | | 11 | ---- | ---- | ---- | ---- | ---- | ---- |
| | CR 125 | 0125 | | 12 | ---- | ---- | ---- | ---- | ---- | 143467 |
| | TC 125 | 0125 | | 15 | ---- | ---- | ---- | 144184 | ---- | 143467 |
| | WR 125 | 0125 | | 02-08 | ---- | ---- | ---- | ---- | ---- | ---- |
| | WR 125 | 0125 | | 09 | ---- | ---- | ---- | ---- | ---- | ---- |
| | WR 125 | 0125 | | 10-11 | ---- | ---- | ---- | ---- | 142256 | 143467 |
| | WR 125 | 0125 | | 12 | ---- | ---- | ---- | ---- | ---- | ---- |
| | CR 150 | 0150 | | 11 | ---- | ---- | ---- | ---- | ---- | 143467 |
| | CR 250 | 0250 | | 03-04 | ---- | ---- | ---- | ---- | ---- | ---- |
| | FC 250 | 0250 | | 14 | ---- | ---- | ---- | 142346 | ---- | 143467 |
| | FC 250 | 0250 | | 15 | ---- | ---- | ---- | 144184 | ---- | 143467 |
| | FE 250 | 0250 | | 14-15 | ---- | ---- | ---- | 144184 | ---- | 143467 |
| | TC 250 | 0250 | | 04-09 | ---- | ---- | ---- | ---- | ---- | ---- |
| | TC 250 | 0250 | | 10 | ---- | ---- | ---- | ---- | ---- | 143467 |
| | TC 250 | 0250 | | 11 | ---- | ---- | ---- | ---- | ---- | ---- |
| | TC 250 | 0250 | | 12 | ---- | ---- | ---- | ---- | ---- | 143467 |
| | TE 250 2T | 0250 | | 14-15 | ---- | ---- | ---- | 144184 | ---- | ---- |
| | TXC 250 | 0250 | | 08-09 | ---- | ---- | ---- | ---- | ---- | ---- |
| | TXC 250 | 0250 | | 10 | ---- | ---- | ---- | ---- | ---- | 143467 |
| | TXC 250 | 0250 | | 11 | ---- | ---- | ---- | ---- | ---- | ---- |
| | TXC 250 | 0250 | | 12 | ---- | ---- | ---- | ---- | ---- | 143467 |
| | WR 250 | 0250 | | 03-05 | ---- | ---- | ---- | ---- | ---- | ---- |
| | WR 250 | 0250 | | 07-08 | ---- | ---- | ---- | ---- | ---- | ---- |
| | WR 250 | 0250 | | 09 | ---- | ---- | ---- | ---- | ---- | ---- |
| | WR 250 | 0250 | | 10-11 | ---- | ---- | ---- | ---- | 142256 | 143467 |

MOTION PRO FORK TOOLS CONTINUED

| MODEL | CC | FN | YEAR | DAMPING
ROD TOOL | FORK
CAP
SOCKET | FORK
CAP
WRENCH | FORK
COMPRESSION
VALVE TOOL | FORK
SEAL
BULLETS | RINGER
FORK SEAL
DRIVER |
|----------------------------|------|-----|-------|---------------------|-----------------------|-----------------------|-----------------------------------|-------------------------|-------------------------------|
| HUSQVARNA CONTINUED | | | | | | | | | |
| WR 250 | 0250 | | 12 | ---- | ---- | ---- | ---- | ---- | 143467 |
| TE 300 2T | 0300 | | 14-15 | ---- | ---- | ---- | 144184 | ---- | ---- |
| WR 300 | 0300 | | 09 | ---- | ---- | ---- | ---- | ---- | ---- |
| WR 300 | 0300 | | 10-11 | ---- | ---- | ---- | ---- | 142256 | 143467 |
| WR 300 | 0300 | | 12 | ---- | ---- | ---- | ---- | ---- | 143467 |
| TXC 310 | 0310 | | 12 | ---- | ---- | ---- | ---- | ---- | 143467 |
| FC 350 | 0350 | | 14 | ---- | ---- | 142339 | 142346 | ---- | 143467 |
| FC 350 | 0350 | | 15 | ---- | ---- | ---- | 144184 | ---- | 143467 |
| FE 350 | 0350 | | 14-15 | ---- | ---- | ---- | 144184 | ---- | 143467 |
| TC 449 | 0449 | | 11-12 | ---- | ---- | ---- | ---- | ---- | ---- |
| TXC 449 | 0449 | | 11 | ---- | 144151 | 142340 | 142290 | 142256 | 143467 |
| TXC 449 | 0449 | 114 | 11 | ---- | ---- | ---- | ---- | ---- | ---- |
| TXC 449 | 0449 | | 12 | ---- | ---- | ---- | ---- | ---- | 143467 |
| FC 450 | 0450 | | 15 | ---- | ---- | 142339 | 144184 | ---- | 143467 |
| FE 450 | 0450 | | 14-15 | ---- | ---- | ---- | 144184 | ---- | 143467 |
| TC 450 | 0450 | | 04-08 | ---- | ---- | ---- | ---- | ---- | ---- |
| TC 450 | 0450 | | 09 | ---- | ---- | ---- | ---- | ---- | ---- |
| TC 450 | 0450 | | 10 | ---- | ---- | ---- | ---- | ---- | 143467 |
| TE 450 | 0450 | | 04-08 | ---- | ---- | ---- | ---- | ---- | ---- |
| TE 450 | 0450 | | 09 | ---- | ---- | ---- | ---- | ---- | ---- |
| TE 450 | 0450 | | 10 | ---- | ---- | ---- | ---- | ---- | ---- |
| TXC 450 | 0450 | | 08-09 | ---- | ---- | ---- | ---- | ---- | ---- |
| TXC 511 | 0477 | | 11 | ---- | 144151 | 142340 | 142290 | 142256 | 143467 |
| TXC 511 | 0477 | 114 | 11 | ---- | ---- | ---- | ---- | ---- | ---- |
| TXC 511 | 0477 | | 12 | ---- | ---- | ---- | ---- | ---- | 143467 |
| FE 501 | 0510 | | 14-15 | ---- | ---- | ---- | 144184 | ---- | 143467 |
| TC 510 | 0510 | | 05-08 | ---- | ---- | ---- | ---- | ---- | ---- |
| TC 510 | 0510 | | 09 | ---- | ---- | ---- | ---- | ---- | ---- |
| TC 510 | 0510 | | 10 | ---- | ---- | ---- | ---- | ---- | ---- |
| TE 510 | 0510 | | 04-08 | ---- | ---- | ---- | ---- | ---- | ---- |
| TE 510 | 0510 | | 09 | ---- | ---- | ---- | ---- | ---- | ---- |
| TE 510 | 0510 | | 10 | ---- | ---- | ---- | ---- | ---- | ---- |
| TE 510R | 0510 | | 04 | ---- | ---- | ---- | ---- | ---- | ---- |
| TXC 510 | 0510 | | 08-09 | ---- | ---- | ---- | ---- | ---- | ---- |
| TXC 510 | 0510 | | 10 | ---- | ---- | ---- | ---- | ---- | 143467 |
| TE 570 | 0570 | | 02 | ---- | ---- | ---- | ---- | ---- | ---- |
| TE 570 | 0570 | | 04 | ---- | ---- | ---- | ---- | ---- | ---- |
| KAWASAKI | | | | | | | | | |
| KX 60 | 0060 | | 83-88 | ---- | ---- | ---- | ---- | ---- | ---- |
| KX 60 | 0060 | | 90-03 | ---- | ---- | ---- | ---- | ---- | ---- |
| KX 65 | 0065 | | 03-04 | ---- | ---- | ---- | ---- | ---- | ---- |
| KX 65 | 0065 | | 05 | ---- | ---- | ---- | ---- | ---- | ---- |
| KX 65 | 0065 | | 06-09 | ---- | ---- | ---- | ---- | ---- | ---- |
| KX 65 | 0065 | | 10 | ---- | ---- | ---- | ---- | ---- | ---- |
| KX 65 | 0065 | | 11-16 | ---- | ---- | ---- | ---- | ---- | ---- |
| KX 80 | 0080 | | 98-00 | ---- | ---- | ---- | ---- | 142208 | 143460 |
| KX 85 | 0085 | | 01-02 | ---- | ---- | ---- | ---- | 142208 | 143460 |
| KX 85 | 0085 | | 03-16 | ---- | ---- | ---- | ---- | 142208 | 143460 |
| KX 100 | 0100 | | 03-09 | ---- | ---- | ---- | ---- | 142208 | 143460 |
| KX 100 | 0100 | | 11-16 | ---- | ---- | ---- | ---- | 142208 | 143460 |

- accessories
- body
- handlebar & grips
- cables & levers
- exhaust
- engine
- fuel & intake
- electrical & ignition
- clutch
- drive
- bearings
- brakes
- steering & suspension
- tires
- tools & shop

MOTION PRO FORK TOOLS CONTINUED

| | MODEL | CC | FN | YEAR | DAMPING ROD TOOL | FORK CAP SOCKET | FORK CAP WRENCH | FORK COMPRESSION VALVE TOOL | FORK SEAL BULLETS | RINGER FORK SEAL DRIVER |
|---------------------------|------------------------|------|-----|-------|------------------|-----------------|-----------------|-----------------------------|-------------------|-------------------------|
| KAWASAKI CONTINUED | | | | | | | | | | |
| | KLX 110 | 0110 | | 02-16 | ---- | ---- | ---- | ---- | ---- | ---- |
| | KX 125 | 0125 | | 86-87 | ---- | ---- | ---- | ---- | ---- | ---- |
| | KX 125 | 0125 | | 88-90 | ---- | ---- | ---- | ---- | ---- | ---- |
| | KX 125 | 0125 | | 91-95 | 142259 | ---- | ---- | ---- | ---- | ---- |
| | KX 125 | 0125 | | 96-98 | 142259 | ---- | ---- | ---- | 142212 | 143466 |
| | KX 125 | 0125 | | 99-01 | 142259 | ---- | ---- | ---- | 142212 | 143466 |
| | KX 125 | 0125 | | 02-05 | 142259 | ---- | ---- | ---- | 142256 | 143467 |
| | KLX 140A | 0140 | | 08-16 | ---- | ---- | ---- | ---- | ---- | ---- |
| | KLX 140B | 0140 | | 08-16 | ---- | ---- | ---- | ---- | ---- | ---- |
| | KDX 200 | 0200 | | 86-96 | ---- | ---- | ---- | ---- | ---- | ---- |
| | KDX 200 | 0200 | | 97-06 | ---- | ---- | ---- | ---- | 142210 | 143464 |
| | KDX 220R | 0220 | | 97-05 | ---- | ---- | ---- | ---- | 142210 | 143464 |
| | KDX 250 | 0250 | | 91-94 | ---- | ---- | ---- | ---- | ---- | ---- |
| | KLX 250T/KLX 250S | 0250 | | 09-14 | ---- | ---- | ---- | ---- | 142210 | 143464 |
| | KX 250 | 0250 | | 86-87 | ---- | ---- | ---- | ---- | ---- | ---- |
| | KX 250 | 0250 | | 88-90 | ---- | ---- | ---- | ---- | ---- | ---- |
| | KX 250 | 0250 | | 91-96 | 142259 | ---- | ---- | ---- | ---- | ---- |
| | KX 250 | 0250 | | 97 | 142259 | ---- | ---- | ---- | ---- | ---- |
| | KX 250 | 0250 | | 98 | 142259 | ---- | ---- | ---- | ---- | ---- |
| | KX 250 | 0250 | | 99 | 142259 | ---- | ---- | ---- | ---- | ---- |
| | KX 250 | 0250 | | 00-01 | 142259 | ---- | ---- | ---- | 142212 | 143466 |
| | KX 250 | 0250 | | 02 | 142259 | ---- | ---- | ---- | 142256 | 143467 |
| | KX 250 | 0250 | | 03-04 | 142259 | ---- | ---- | ---- | 142256 | 143467 |
| | KX 250 | 0250 | | 05 | ---- | ---- | 142340 | ---- | 142256 | 143467 |
| | KX 250 | 0250 | | 06 | ---- | 144177 | 142171 | ---- | 142256 | 143467 |
| | KX 250 | 0250 | | 07 | ---- | 144177 | 142340 | ---- | 142256 | 143467 |
| | KX 250F | 0250 | | 04 | ---- | ---- | ---- | ---- | 142256 | 143467 |
| | KX 250F | 0250 | | 05 | ---- | ---- | ---- | ---- | 142256 | 143467 |
| | KX 250F | 0250 | | 06-09 | ---- | 144177 | 142171 | ---- | 142213 | 143466 |
| | KX 250F | 0250 | | 10 | ---- | 144177 | 142171 | ---- | 142213 | 143466 |
| | KX 250F | 0250 | | 11 | ---- | 144180 | 142171 | ---- | 142213 | 143466 |
| | KX 250F | 0250 | | 12 | ---- | 144180 | 142171 | ---- | 142213 | 143466 |
| | KX 250F | 0250 | | 13 | ---- | 144180 | 142171 | ---- | ---- | 143467 |
| | KX 250F | 0250 | | 14 | ---- | 144180 | 142171 | ---- | ---- | 143467 |
| | KX 250F | 0250 | | 15-16 | ---- | 144180 | 142171 | ---- | ---- | 143467 |
| | KLX 300A/KLX 300R | 0300 | | 97-07 | 142259 | ---- | ---- | ---- | 142210 | 143464 |
| | KLX 400B/KLX 400R | 0400 | | 03 | ---- | ---- | ---- | ---- | ---- | 143468 |
| | KLX 450A/KLX 450R | 0450 | | 08-09 | ---- | ---- | 142340 | ---- | 142256 | 143467 |
| | KLX 450AA (Australian) | 0450 | 123 | 12 | ---- | ---- | 142340 | ---- | 142256 | 143467 |
| | KLX 450AA (Australian) | 0450 | 123 | 13 | ---- | ---- | 142340 | ---- | 142256 | ---- |
| | KX 450F | 0450 | | 06-07 | ---- | ---- | ---- | ---- | 142256 | 143467 |
| | KX 450F | 0450 | | 08 | ---- | ---- | 142340 | ---- | 142256 | 143467 |
| | KX 450F | 0450 | | 09-12 | ---- | 144151 | 142340 | 142290 | 142256 | 143467 |
| | KX 450F | 0450 | | 13-14 | ---- | ---- | 142340 | ---- | 142256 | 143467 |
| | KX 450F | 0450 | | 15-16 | ---- | ---- | ---- | ---- | ---- | 143468 |
| | KX 450F | 0450 | 156 | 15-16 | ---- | 144180 | ---- | ---- | ---- | ---- |
| | KX 500 | 0500 | | 86-87 | ---- | ---- | ---- | ---- | ---- | ---- |
| | KX 500 | 0500 | | 88-90 | ---- | ---- | ---- | ---- | ---- | ---- |
| | KX 500 | 0500 | | 91-96 | 142259 | ---- | ---- | ---- | 142210 | 143464 |
| | KX 500 | 0500 | | 97-04 | 142259 | ---- | ---- | ---- | 142212 | 143466 |
| | KL 650A/KLR 650 | 0650 | | 93-07 | ---- | ---- | ---- | ---- | ---- | ---- |

MOTION PRO FORK TOOLS CONTINUED

| MODEL | CC | FN | YEAR | DAMPING
ROD TOOL | FORK
CAP
SOCKET | FORK
CAP
WRENCH | FORK
COMPRESSION
VALVE TOOL | FORK
SEAL
BULLETS | RINGER
FORK SEAL
DRIVER |
|---------------------------|------|----|-------|---------------------|-----------------------|-----------------------|-----------------------------------|-------------------------|-------------------------------|
| KAWASAKI CONTINUED | | | | | | | | | |
| KL 650E/KLR 650 | 0650 | | 08-15 | ---- | ---- | ---- | ---- | 142209 | 143463 |
| KLX 650A | 0650 | | 93 | ---- | ---- | ---- | ---- | ---- | ---- |
| KLX 650C | 0650 | | 93-96 | ---- | ---- | ---- | ---- | ---- | ---- |
| KLX 650D/650R | 0650 | | 96 | ---- | ---- | ---- | ---- | ---- | ---- |
| KTM | | | | | | | | | |
| 50 SXR Pro Junior | 0050 | | 98-00 | ---- | ---- | ---- | ---- | ---- | ---- |
| 65 SX | 0065 | | 02-13 | ---- | ---- | ---- | ---- | ---- | 143460 |
| 85 SX | 0085 | | 04-11 | ---- | ---- | ---- | ---- | 142210 | 143464 |
| 85 SX | 0085 | | 12 | ---- | ---- | ---- | ---- | 142210 | 143464 |
| 105 SX | 0105 | | 04 | ---- | ---- | ---- | ---- | 142210 | 143464 |
| 105 SX | 0105 | | 06-11 | ---- | ---- | ---- | ---- | 142210 | 143464 |
| 125 EXC | 0125 | | 98-99 | ---- | ---- | ---- | ---- | 142211 | 143465 |
| 125 EXC | 0125 | | 00-02 | ---- | ---- | ---- | ---- | 142210 | 143464 |
| 125 EXC | 0125 | | 03-05 | ---- | ---- | ---- | ---- | 142256 | 143467 |
| 125 SX | 0125 | | 98 | ---- | ---- | ---- | ---- | 142211 | 143465 |
| 125 SX | 0125 | | 99 | ---- | ---- | ---- | ---- | ---- | 143468 |
| 125 SX | 0125 | | 00 | ---- | ---- | ---- | ---- | 142210 | 143464 |
| 125 SX | 0125 | | 01 | ---- | ---- | 142224 | ---- | 142210 | 143464 |
| 125 SX | 0125 | | 02-06 | ---- | ---- | 142224 | ---- | 142256 | 143467 |
| 125 SX | 0125 | | 07-09 | ---- | ---- | 142339 | 142346 | 142256 | 143467 |
| 125 SX | 0125 | | 11 | ---- | ---- | 142339 | 142346 | 142256 | 143467 |
| 125 SX | 0125 | | 12 | ---- | ---- | 142339 | 142346 | 142256 | 143467 |
| 125 SX | 0125 | | 13-14 | ---- | ---- | 142339 | 142346 | ---- | 143467 |
| 125 SX | 0125 | | 15 | ---- | ---- | ---- | 144184 | ---- | 143467 |
| 144 SX | 0144 | | 07-08 | ---- | ---- | 142339 | 142346 | 142256 | 143467 |
| 150 SX | 0150 | | 09-10 | ---- | ---- | 142339 | 142346 | 142256 | 143467 |
| 150 SX | 0150 | | 11 | ---- | ---- | 142339 | 142346 | 142256 | 143467 |
| 150 SX | 0150 | | 12 | ---- | ---- | 142339 | 142346 | 142256 | 143467 |
| 150 SX | 0150 | | 13-14 | ---- | ---- | 142339 | 142346 | ---- | 143467 |
| 150 SX | 0150 | | 15 | ---- | ---- | 142339 | 144184 | ---- | 143467 |
| 150 XC | 0150 | | 10 | ---- | ---- | 142339 | 142346 | 142256 | 143467 |
| 150 XC | 0150 | | 11 | ---- | ---- | 142339 | 142346 | 142256 | 143467 |
| 150 XC | 0150 | | 12 | ---- | ---- | 142339 | 142346 | 142256 | 143467 |
| 150 XC | 0150 | | 13 | ---- | ---- | 142339 | 142346 | ---- | 143467 |
| 150 XC | 0150 | | 14 | ---- | ---- | ---- | 144184 | ---- | 143467 |
| 200 EXC | 0200 | | 98-99 | ---- | ---- | ---- | ---- | 142211 | 143465 |
| 200 EXC | 0200 | | 00-02 | ---- | ---- | ---- | ---- | 142210 | 143464 |
| 200 EXC | 0200 | | 03-05 | ---- | ---- | ---- | ---- | 142256 | 143467 |
| 200 MXC | 0200 | | 98-99 | ---- | ---- | ---- | ---- | 142211 | 143465 |
| 200 MXC | 0200 | | 00-02 | ---- | ---- | ---- | ---- | 142210 | 143464 |
| 200 MXC | 0200 | | 03-05 | ---- | ---- | ---- | ---- | 142256 | 143467 |
| 200 SX | 0200 | | 01-02 | ---- | ---- | 142224 | ---- | ---- | ---- |
| 200 SX | 0200 | | 03-04 | ---- | ---- | 142224 | ---- | 142256 | 143467 |
| 200 XC | 0200 | | 06-07 | ---- | ---- | 142224 | ---- | 142256 | 143467 |
| 200 XC | 0200 | | 08-09 | ---- | ---- | 142339 | 142346 | 142256 | 143467 |
| 200 XCW | 0200 | | 06-07 | ---- | ---- | ---- | ---- | 142256 | 143467 |
| 200 XCW | 0200 | | 08 | ---- | ---- | 142224 | ---- | 142256 | 143467 |
| 200 XCW | 0200 | | 09 | ---- | ---- | 142224 | ---- | 142256 | 143467 |
| 200 XCW | 0200 | | 10-11 | ---- | ---- | 142224 | ---- | 142256 | 143467 |

- accessories
- body
- handlebar & grips
- cables & levers
- exhaust
- engine
- fuel & intake
- electrical & ignition
- clutch
- drive
- bearings
- brakes
- steering & suspension
- tires
- tools & shop

MOTION PRO FORK TOOLS CONTINUED

| | MODEL | CC | FN | YEAR | DAMPING ROD TOOL | FORK CAP SOCKET | FORK CAP WRENCH | FORK COMPRESSION VALVE TOOL | FORK SEAL BULLETS | RINGER FORK SEAL DRIVER |
|-----------------------|----------------------------|------|----|-------|------------------|-----------------|-----------------|-----------------------------|-------------------|-------------------------|
| KTM CONTINUED | | | | | | | | | | |
| accessories | 200 XCW | 0200 | | 12 | ---- | ---- | 142224 | ---- | 142256 | 143467 |
| body | 200 XCW | 0200 | | 13-16 | ---- | ---- | 142224 | ---- | ---- | 143467 |
| handlebar & grips | 250 EXC | 0250 | | 98-99 | ---- | ---- | ---- | ---- | ---- | 143468 |
| cables & levers | 250 EXC | 0250 | | 00-02 | ---- | ---- | ---- | ---- | 142210 | 143464 |
| | 250 EXC | 0250 | | 03-05 | ---- | ---- | ---- | ---- | 142256 | 143467 |
| exhaust | 250 EXCG | 0250 | | 02 | ---- | ---- | ---- | ---- | 142210 | 143464 |
| | 250 EXCG | 0250 | | 03-05 | ---- | ---- | ---- | ---- | 142256 | 143467 |
| engine | 250 FR (FREERIDE) | 0250 | | 14 | ---- | ---- | ---- | ---- | ---- | 143464 |
| | 250 MXC | 0250 | | 98-99 | ---- | ---- | ---- | ---- | ---- | 143468 |
| | 250 MXC | 0250 | | 00-02 | ---- | ---- | ---- | ---- | 142210 | 143464 |
| fuel & intake | 250 SX | 0250 | | 98-99 | ---- | ---- | ---- | ---- | ---- | 143468 |
| | 250 SX | 0250 | | 00 | ---- | ---- | ---- | ---- | 142210 | 143464 |
| | 250 SX | 0250 | | 01 | ---- | ---- | 142224 | ---- | 142210 | 143464 |
| electrical & ignition | 250 SX | 0250 | | 02-06 | ---- | ---- | 142224 | ---- | 142256 | 143467 |
| | 250 SX | 0250 | | 07-10 | ---- | ---- | 142339 | 142346 | 142256 | 143467 |
| | 250 SX | 0250 | | 11 | ---- | ---- | 142339 | 142346 | 142256 | 143467 |
| clutch | 250 SX | 0250 | | 12-14 | ---- | ---- | 142339 | 142346 | ---- | 143467 |
| | 250 SX | 0250 | | 15 | ---- | ---- | ---- | 144184 | ---- | 143467 |
| drive | 250 SXF | 0250 | | 05 | ---- | ---- | 142224 | ---- | 142256 | 143467 |
| | 250 SXF | 0250 | | 06 | ---- | ---- | 142224 | ---- | 142256 | 143467 |
| bearings | 250 SXF | 0250 | | 07-10 | ---- | ---- | 142339 | 142346 | 142256 | 143467 |
| | 250 SXF | 0250 | | 11 | ---- | ---- | 142339 | 142346 | 142256 | 143467 |
| | 250 SXF | 0250 | | 12 | ---- | ---- | 142339 | 142346 | ---- | ---- |
| brakes | 250 SXF | 0250 | | 13 | ---- | ---- | 142339 | 142346 | ---- | 143467 |
| | 250 SXF | 0250 | | 14 | ---- | ---- | ---- | 142346 | ---- | 143467 |
| | 250 SXF | 0250 | | 15 | ---- | ---- | ---- | 144184 | ---- | 143467 |
| steering & suspension | 250 XC 2T E-Start | 0250 | | 06-07 | ---- | ---- | 142224 | ---- | 142256 | 143467 |
| | 250 XC 2T E-Start | 0250 | | 08-10 | ---- | ---- | 142339 | 142346 | 142256 | 143467 |
| | 250 XC 2T E-Start | 0250 | | 11 | ---- | ---- | 142339 | 142346 | 142256 | 143467 |
| tires | 250 XC 2T E-Start | 0250 | | 12 | ---- | ---- | 142339 | 142346 | 142256 | 143467 |
| | 250 XC 2T E-Start | 0250 | | 13 | ---- | ---- | 142339 | 142346 | ---- | 143467 |
| tools & shop | 250 XC 2T E-Start | 0250 | | 14-15 | ---- | ---- | ---- | 144184 | ---- | 143467 |
| | 250 XCF | 0250 | | 07 | ---- | ---- | 142224 | ---- | 142256 | 143467 |
| | 250 XCF | 0250 | | 08-09 | ---- | ---- | 142339 | 142346 | 142256 | 143467 |
| | 250 XCF | 0250 | | 11-12 | ---- | ---- | 142339 | 142346 | 142256 | 143467 |
| | 250 XCF | 0250 | | 13 | ---- | ---- | 142339 | 142346 | ---- | 143467 |
| | 250 XCF | 0250 | | 14-15 | ---- | ---- | ---- | 144184 | ---- | 143467 |
| | 250 XCFW | 0250 | | 07 | ---- | ---- | ---- | ---- | 142256 | 143467 |
| | 250 XCFW | 0250 | | 08-09 | ---- | ---- | 142224 | ---- | 142256 | 143467 |
| | 250 XCFW | 0250 | | 12 | ---- | ---- | 142224 | ---- | 142256 | 143467 |
| | 250 XCFW | 0250 | | 13-15 | ---- | ---- | 142224 | ---- | ---- | 143467 |
| | 250 XCFW Champions Edition | 0250 | | 10 | ---- | ---- | 142224 | ---- | 142256 | 143467 |
| | 250 XCFW Six Days | 0250 | | 11 | ---- | ---- | 142224 | ---- | 142256 | 143467 |
| | 250 XCW | 0250 | | 06-07 | ---- | ---- | ---- | ---- | 142256 | 143467 |
| | 250 XCW | 0250 | | 08-11 | ---- | ---- | 142224 | ---- | 142256 | 143467 |
| | 250 XCW | 0250 | | 12 | ---- | ---- | 142224 | ---- | ---- | |
| | 250 XCW | 0250 | | 13-15 | ---- | ---- | 142224 | ---- | ---- | 143467 |
| | 300 EXC | 0300 | | 98-99 | ---- | ---- | ---- | ---- | ---- | 143468 |
| | 300 EXC | 0300 | | 00-02 | ---- | ---- | ---- | ---- | 142210 | 143464 |
| | 300 EXC | 0300 | | 03-05 | ---- | ---- | ---- | ---- | 142256 | 143467 |
| | 300 MXC | 0300 | | 98-99 | ---- | ---- | ---- | ---- | ---- | 143468 |

MOTION PRO FORK TOOLS CONTINUED

| MODEL | CC | FN | YEAR | DAMPING ROD TOOL | FORK CAP SOCKET | FORK CAP WRENCH | FORK COMPRESSION VALVE TOOL | FORK SEAL BULLETS | RINGER FORK SEAL DRIVER |
|----------------------|------|----|-------|------------------|-----------------|-----------------|-----------------------------|-------------------|-------------------------|
| KTM CONTINUED | | | | | | | | | |
| 300 MXC | 0300 | | 00-02 | ---- | ---- | ---- | ---- | 142210 | 143464 |
| 300 MXC | 0300 | | 03-05 | ---- | ---- | ---- | ---- | 142256 | 143467 |
| 300 XC | 0300 | | 06-07 | ---- | ---- | 142224 | ---- | 142256 | 143467 |
| 300 XC | 0300 | | 08-10 | ---- | ---- | 142339 | 142346 | 142256 | 143467 |
| 300 XC | 0300 | | 11 | ---- | ---- | 142339 | 142346 | 142256 | 143467 |
| 300 XC | 0300 | | 12-13 | ---- | ---- | 142339 | 142346 | ---- | 143467 |
| 300 XC | 0300 | | 14-15 | ---- | ---- | ---- | 144184 | ---- | 143467 |
| 300 XCW | 0300 | | 06-07 | ---- | ---- | ---- | ---- | 142256 | 143467 |
| 300 XCW | 0300 | | 08-11 | ---- | ---- | 142224 | ---- | 142256 | 143467 |
| 300 XCW | 0300 | | 12 | ---- | ---- | 142224 | ---- | 142256 | ---- |
| 300 XCW | 0300 | | 13-15 | ---- | ---- | 142224 | ---- | ---- | 143467 |
| 300 XCW Six Days | 0300 | | 14-15 | ---- | ---- | ---- | 144184 | ---- | 143467 |
| 350 EXCF | 0350 | | 12 | ---- | ---- | 142224 | ---- | 142256 | 143467 |
| 350 EXCF | 0350 | | 13-15 | ---- | ---- | 142224 | ---- | ---- | 143467 |
| 350 SXF | 0350 | | 11 | ---- | ---- | 142339 | 142346 | 142256 | 143467 |
| 350 SXF | 0350 | | 12-14 | ---- | ---- | 142339 | 142346 | ---- | 143467 |
| 350 SXF | 0350 | | 15 | ---- | ---- | ---- | 144184 | ---- | 143467 |
| 350 XCF | 0350 | | 11 | ---- | ---- | 142339 | 142346 | 142256 | 143467 |
| 350 XCF | 0350 | | 12-13 | ---- | ---- | 142339 | 142346 | ---- | 143467 |
| 350 XCF | 0350 | | 14-15 | ---- | ---- | ---- | 144184 | ---- | 143467 |
| 350 XCFW | 0350 | | 12-16 | ---- | ---- | 142224 | ---- | ---- | 143467 |
| 350 XCFW Six Days | 0350 | | 15 | ---- | ---- | ---- | 144184 | ---- | 143467 |
| 380 EXC | 0380 | | 98-99 | ---- | ---- | ---- | ---- | ---- | 143468 |
| 380 EXC | 0380 | | 00-02 | ---- | ---- | ---- | ---- | 142210 | 143464 |
| 380 MXC | 0380 | | 98-99 | ---- | ---- | ---- | ---- | ---- | 143468 |
| 380 MXC | 0380 | | 00-02 | ---- | ---- | ---- | ---- | 142210 | 143464 |
| 380 SX | 0380 | | 98-99 | ---- | ---- | ---- | ---- | ---- | 143468 |
| 380 SX | 0380 | | 00 | ---- | ---- | ---- | ---- | 142210 | 143464 |
| 380 SX | 0380 | | 01 | ---- | ---- | 142224 | ---- | 142210 | 143464 |
| 380 SX | 0380 | | 02 | ---- | ---- | 142224 | ---- | 142256 | 143467 |
| 400 EXC | 0400 | | 98 | ---- | ---- | ---- | ---- | ---- | 143468 |
| 400 EXC | 0400 | | 99 | ---- | ---- | ---- | ---- | 142210 | 143464 |
| 400 EXC | 0400 | | 00 | ---- | ---- | ---- | ---- | 142210 | ---- |
| 400 EXC | 0400 | | 01-02 | ---- | ---- | ---- | ---- | 142210 | 143464 |
| 400 EXCG | 0400 | | 00 | ---- | ---- | ---- | ---- | ---- | 143464 |
| 400 EXCG | 0400 | | 04 | ---- | ---- | ---- | ---- | 142256 | 143467 |
| 400 EXCG | 0400 | | 06 | ---- | ---- | ---- | ---- | 142256 | 143467 |
| 400 MXC | 0400 | | 99-02 | ---- | ---- | ---- | ---- | 142210 | 143464 |
| 400 SX | 0400 | | 98 | ---- | ---- | ---- | ---- | ---- | 143468 |
| 400 SX | 0400 | | 00 | ---- | ---- | ---- | ---- | 142210 | 143464 |
| 400 SX | 0400 | | 01 | ---- | ---- | 142224 | ---- | 142210 | 143464 |
| 400 SX | 0400 | | 02 | ---- | ---- | 142224 | ---- | 142256 | 143467 |
| 400 SXC | 0400 | | 99-00 | ---- | ---- | ---- | ---- | 142210 | ---- |
| 400 SXC | 0400 | | 01 | ---- | ---- | 142224 | ---- | 142210 | ---- |
| 400 SXC | 0400 | | 02 | ---- | ---- | 142224 | ---- | 142210 | ---- |
| 400 XCW | 0400 | | 07 | ---- | ---- | ---- | ---- | 142256 | 143467 |
| 400 XCW | 0400 | | 09-10 | ---- | ---- | 142224 | ---- | 142256 | 143467 |
| 450 EXCG | 0450 | | 03-06 | ---- | ---- | ---- | ---- | 142256 | 143467 |
| 450 EXCR | 0450 | | 07-11 | ---- | ---- | ---- | ---- | 142256 | 143467 |
| 450 MXCG | 0450 | | 03-05 | ---- | ---- | ---- | ---- | 142256 | 143467 |
| 450 SXF | 0450 | | 03-06 | ---- | ---- | 142224 | ---- | 142256 | 143467 |

- accessories
- body
- handlebar & grips
- cables & levers
- exhaust
- engine
- fuel & intake
- electrical & ignition
- clutch
- drive
- bearings
- brakes
- steering & suspension
- tires
- tools & shop

MOTION PRO FORK TOOLS CONTINUED

| | MODEL | CC | FN | YEAR | DAMPING ROD TOOL | FORK CAP SOCKET | FORK CAP WRENCH | FORK COMPRESSION VALVE TOOL | FORK SEAL BULLETS | RINGER FORK SEAL DRIVER |
|----------------------|----------------------------|------|----|-------|------------------|-----------------|-----------------|-----------------------------|-------------------|-------------------------|
| KTM CONTINUED | | | | | | | | | | |
| | 450 SXF | 0450 | | 07-10 | ---- | ---- | 142339 | 142346 | 142256 | 143467 |
| | 450 SXF | 0450 | | 11 | ---- | ---- | 142339 | 142346 | 142256 | 143467 |
| | 450 SXF | 0450 | | 12-14 | ---- | ---- | 142339 | 142346 | ---- | 143467 |
| | 450 SXF | 0450 | | 15 | ---- | ---- | ---- | 144184 | ---- | 143467 |
| | 450 SXF FI Factory Edition | 0450 | | 12-13 | ---- | ---- | 142339 | 142346 | ---- | 143467 |
| | 450 SXF FI Factory Edition | 0450 | | 14 | ---- | ---- | ---- | 144184 | ---- | 143467 |
| | 450 XCF | 0450 | | 06-07 | ---- | ---- | 142224 | ---- | 142256 | 143467 |
| | 450 XCF | 0450 | | 08-09 | ---- | ---- | 142339 | 142346 | 142256 | 143467 |
| | 450 XCF | 0450 | | 13 | ---- | ---- | 142339 | 142346 | ---- | 143467 |
| | 450 XCF | 0450 | | 14-15 | ---- | ---- | ---- | 144184 | ---- | 143467 |
| | 450 XCFW Champions Edition | 0450 | | 10 | ---- | ---- | 142224 | ---- | 142256 | 143467 |
| | 450 XCRW | 0450 | | 08 | ---- | ---- | 142224 | ---- | 142256 | 143467 |
| | 450 XCW | 0450 | | 06-09 | ---- | ---- | 142224 | ---- | 142256 | 143467 |
| | 450 XCW | 0450 | | 12-15 | ---- | ---- | 142224 | ---- | ---- | 143467 |
| | 450 XCW Six Days | 0450 | | 10-11 | ---- | ---- | 142224 | ---- | 142256 | 143467 |
| | 500 EXC | 0500 | | 12-14 | ---- | ---- | 142224 | ---- | ---- | 143467 |
| | 500 EXC | 0500 | | 15 | ---- | ---- | 142224 | ---- | ---- | 143467 |
| | 500 XCW | 0500 | | 12-15 | ---- | ---- | 142224 | ---- | ---- | 143467 |
| | 505 SXF | 0505 | | 08 | ---- | ---- | 142339 | 142346 | 142256 | 143467 |
| | 505 XCF | 0505 | | 08-09 | ---- | ---- | 142339 | 142346 | 142256 | 143467 |
| | 520 EXC | 0520 | | 00-02 | ---- | ---- | ---- | ---- | 142210 | 143464 |
| | 520 MXC | 0520 | | 00-02 | ---- | ---- | ---- | ---- | 142210 | 143464 |
| | 520 SX | 0520 | | 00 | ---- | ---- | ---- | ---- | 142210 | 143464 |
| | 520 SX | 0520 | | 01 | ---- | ---- | 142224 | ---- | 142210 | 143464 |
| | 520 SX | 0520 | | 02 | ---- | ---- | 142224 | ---- | 142256 | 143467 |
| | 525 EXC | 0525 | | 03-07 | ---- | ---- | ---- | ---- | 142256 | 143467 |
| | 525 MXCG | 0525 | | 03-05 | ---- | ---- | ---- | ---- | 142256 | 143467 |
| | 525 SX | 0525 | | 03-06 | ---- | ---- | 142224 | ---- | 142256 | 143467 |
| | 525 XC | 0525 | | 07 | ---- | ---- | 142224 | ---- | 142256 | 143467 |
| | 525 XCG | 0525 | | 06 | ---- | ---- | ---- | ---- | 142256 | 143467 |
| | 525 XCW | 0525 | | 07 | ---- | ---- | ---- | ---- | 142256 | 143467 |
| | 530 EXC | 0530 | | 09-10 | ---- | ---- | 142224 | ---- | 142256 | 143467 |
| | 530 EXC | 0530 | | 11 | ---- | ---- | ---- | ---- | 142256 | 143467 |
| | 530 EXC Champions Edition | 0530 | | 10 | ---- | ---- | ---- | ---- | 142256 | 143467 |
| | 530 EXC Champions Edition | 0530 | | 11 | ---- | ---- | 142224 | ---- | ---- | ---- |
| | 530 EXCR | 0530 | | 08 | ---- | ---- | ---- | ---- | 142256 | 143467 |
| | 530 XCRW | 0530 | | 08 | ---- | ---- | 142224 | ---- | 142256 | 143467 |
| | 530 XCW | 0530 | | 09 | ---- | ---- | 142224 | ---- | 142256 | 143467 |
| | 530 XCW Six Days | 0530 | | 10-11 | ---- | ---- | 142224 | ---- | 142256 | 143467 |
| | 560 SMR | 0560 | | 06-07 | ---- | ---- | 142224 | ---- | 142256 | 143467 |
| | 640 LC4 Adventure | 0640 | | 03-04 | ---- | ---- | ---- | ---- | ---- | ---- |
| | 640 LC4 Adventure | 0640 | | 05-07 | ---- | ---- | ---- | ---- | ---- | 143467 |
| | 640 LC4E | 0640 | | 04-07 | ---- | ---- | ---- | ---- | ---- | ---- |
| | 660 RFR (Factory Replica) | 0660 | | 07 | ---- | ---- | ---- | ---- | ---- | ---- |
| | 690 Enduro | 0690 | | 08-12 | ---- | ---- | ---- | ---- | ---- | 143467 |
| | 690 Enduro | 0690 | | 13-14 | ---- | ---- | ---- | ---- | ---- | ---- |
| | 690 RFR (Factory Replica) | 0690 | | 07-09 | ---- | ---- | 142339 | 142346 | ---- | ---- |
| | 950 Adventure | 0950 | | 03 | ---- | ---- | ---- | ---- | ---- | ---- |
| | 950 Adventure | 0950 | | 04-06 | ---- | ---- | 142224 | ---- | ---- | ---- |
| | 950 Super EnduroR | 0950 | | 07-09 | ---- | ---- | ---- | ---- | ---- | ---- |

MOTION PRO FORK TOOLS CONTINUED

| MODEL | CC | FN | YEAR | DAMPING
ROD TOOL | FORK
CAP
SOCKET | FORK
CAP
WRENCH | FORK
COMPRESSION
VALVE TOOL | FORK
SEAL
BULLETS | RINGER
FORK SEAL
DRIVER |
|--------------------------|------|-----|-------|---------------------|-----------------------|-----------------------|-----------------------------------|-------------------------|-------------------------------|
| KTM CONTINUED | | | | | | | | | |
| 990 Adventure | 0990 | | 07-09 | ---- | ---- | 142224 | ---- | ---- | 143467 |
| 990 Adventure | 0990 | | 10-11 | ---- | ---- | ---- | ---- | ---- | ---- |
| 990 Adventure Baja | 0990 | | 13 | ---- | ---- | ---- | ---- | ---- | ---- |
| 990 Adventure R | 0990 | | 09 | ---- | ---- | ---- | ---- | ---- | ---- |
| 990 Adventure R | 0990 | | 10-12 | ---- | ---- | 142224 | ---- | ---- | 143467 |
| SUZUKI | | | | | | | | | |
| RM 65 | 0065 | | 03 | ---- | ---- | ---- | ---- | ---- | ---- |
| RM 80 | 0080 | | 89-01 | ---- | ---- | ---- | ---- | ---- | ---- |
| RM 85 | 0085 | | 02-10 | ---- | ---- | ---- | ---- | ---- | 143461 |
| RM 85 | 0085 | | 12 | ---- | ---- | ---- | ---- | ---- | 143461 |
| RM 85 | 0085 | | 15 | ---- | ---- | ---- | ---- | ---- | 143461 |
| RM 85L | 0085 | | 03 | ---- | ---- | ---- | ---- | ---- | ---- |
| RM 85L | 0085 | | 06 | ---- | ---- | ---- | ---- | ---- | 143461 |
| RM 100 | 0100 | | 03 | ---- | ---- | ---- | ---- | 142208 | 143460 |
| RM 125 | 0125 | | 96-97 | ---- | ---- | ---- | ---- | ---- | 143468 |
| RM 125 | 0125 | | 98-99 | ---- | ---- | 142171 | ---- | ---- | 143468 |
| RM 125 | 0125 | | 00 | ---- | ---- | 142171 | ---- | ---- | 143468 |
| RM 125 | 0125 | 121 | 00-08 | ---- | ---- | ---- | ---- | ---- | ---- |
| RM 125 | 0125 | | 01-02 | ---- | ---- | 142171 | ---- | 142213 | 143466 |
| RM 125 | 0125 | | 03-07 | ---- | ---- | 142171 | ---- | 142213 | 143466 |
| RM 125 | 0125 | | 08 | ---- | ---- | ---- | ---- | 142213 | 143466 |
| RM 125 | 0125 | 075 | 08 | ---- | ---- | 142171 | ---- | 142213 | 143466 |
| DRZ 250 | 0250 | | 01-07 | ---- | ---- | ---- | ---- | ---- | 143464 |
| RM 250 | 0250 | | 96-97 | ---- | ---- | ---- | ---- | ---- | 143468 |
| RM 250 | 0250 | | 98-99 | ---- | ---- | 142171 | ---- | ---- | 143468 |
| RM 250 | 0250 | | 00 | ---- | ---- | 142171 | ---- | ---- | 143468 |
| RM 250 | 0250 | 121 | 00-08 | ---- | ---- | ---- | ---- | ---- | ---- |
| RM 250 | 0250 | | 01-03 | ---- | ---- | 142171 | ---- | 142212 | 143466 |
| RM 250 | 0250 | | 04-05 | ---- | ---- | 142171 | ---- | 142213 | 143466 |
| RM 250 | 0250 | | 06 | ---- | ---- | 142171 | ---- | 142213 | 143466 |
| RM 250 | 0250 | | 07-08 | ---- | ---- | 142171 | ---- | 142213 | 143466 |
| RMZ 250 | 0250 | | 04 | ---- | ---- | ---- | ---- | 142256 | 143467 |
| RMZ 250 | 0250 | | 05 | ---- | ---- | ---- | ---- | 142256 | 143467 |
| RMZ 250 | 0250 | | 06 | ---- | ---- | ---- | ---- | 142256 | 143467 |
| RMZ 250 | 0250 | | 07-10 | ---- | 144177 | 142171 | ---- | 142213 | 143466 |
| RMZ 250 | 0250 | 121 | 07-16 | ---- | ---- | ---- | ---- | ---- | ---- |
| RMZ 250 | 0250 | | 11-12 | ---- | ---- | 142171 | ---- | 142213 | 143466 |
| RMZ 250 | 0250 | | 13-15 | ---- | 144180 | 142171 | ---- | ---- | 143467 |
| RMZ 250 | 0250 | | 16 | ---- | ---- | ---- | ---- | ---- | ---- |
| DRZ 400E | 0400 | | 00-07 | 142259 | ---- | ---- | ---- | ---- | 143468 |
| DRZ 400K | 0400 | | 01 | 142259 | ---- | ---- | ---- | ---- | 143468 |
| DRZ 400K | 0400 | | 02 | ---- | ---- | ---- | ---- | ---- | 143468 |
| DRZ 400K | 0400 | | 03 | 142259 | ---- | ---- | ---- | ---- | 143468 |
| DRZ 400K | 0400 | | 04 | ---- | ---- | ---- | ---- | ---- | 143468 |
| DRZ 400S | 0400 | | 00-01 | ---- | ---- | ---- | ---- | ---- | 143468 |
| DRZ 400S | 0400 | | 02-09 | 142259 | ---- | ---- | ---- | ---- | 143468 |
| DRZ 400S | 0400 | | 11 | 142259 | ---- | ---- | ---- | ---- | 143468 |
| DRZ 400S | 0400 | | 12-15 | ---- | ---- | ---- | ---- | ---- | 143468 |
| DRZ 400Y | 0400 | | 00 | ---- | ---- | ---- | ---- | ---- | 143468 |
| RMX 450 Enduro X-Country | 0450 | | 10-11 | ---- | 144177 | 142171 | ---- | 142213 | 143466 |

- accessories
- body
- handlebar & grips
- cables & levers
- exhaust
- engine
- fuel & intake
- electrical & ignition
- clutch
- drive
- bearings
- brakes
- steering & suspension
- tires
- tools & shop

MOTION PRO FORK TOOLS CONTINUED

| MODEL | CC | FN | YEAR | DAMPING
ROD TOOL | FORK
CAP
SOCKET | FORK
CAP
WRENCH | FORK
COMPRESSION
VALVE TOOL | FORK
SEAL
BULLETS | RINGER
FORK SEAL
DRIVER |
|-----------------------------|------|-----|-------|---------------------|-----------------------|-----------------------|-----------------------------------|-------------------------|-------------------------------|
| SUZUKI CONTINUED | | | | | | | | | |
| RMZ 450 | 0450 | | 05-06 | ---- | 144177 | 142171 | ---- | 142213 | 143466 |
| RMZ 450 | 0450 | 121 | 05-12 | ---- | ---- | ---- | ---- | ---- | ---- |
| RMZ 450 | 0450 | | 07-12 | ---- | 144177 | 142171 | ---- | 142213 | 143466 |
| RMZ 450 | 0450 | | 13-14 | ---- | 144180 | 142171 | ---- | ---- | 143467 |
| RMZ 450 | 0450 | | 15-16 | ---- | ---- | ---- | ---- | ---- | 143468 |
| RMZ 450 | 0450 | 156 | 15-16 | ---- | 144180 | ---- | ---- | ---- | ---- |
| DL 650 V-Strom | 0650 | | 04-09 | ---- | ---- | ---- | ---- | ---- | 143464 |
| DL 1000 V-Strom | 1000 | | 02-09 | 142259 | ---- | ---- | ---- | ---- | 143464 |
| YAMAHA | | | | | | | | | |
| YZ 80 | 0080 | | 93-01 | ---- | ---- | ---- | ---- | 142208 | 143460 |
| YZ 85 | 0085 | | 02-15 | ---- | ---- | ---- | ---- | 142208 | 143460 |
| TTR 125L (Front Disc Brake) | 0125 | | 00-09 | ---- | ---- | ---- | ---- | ---- | ---- |
| TTR 125L (Front Disc Brake) | 0125 | | 11-15 | ---- | ---- | ---- | ---- | ---- | ---- |
| YZ 125 | 0125 | | 91-94 | 142259 | ---- | ---- | ---- | ---- | ---- |
| YZ 125 | 0125 | | 95-97 | 142259 | ---- | ---- | ---- | ---- | ---- |
| YZ 125 | 0125 | | 98 | 142259 | ---- | ---- | ---- | 142212 | 143466 |
| YZ 125 | 0125 | | 99-01 | 142259 | ---- | ---- | ---- | 142212 | 143466 |
| YZ 125 | 0125 | 121 | 99-15 | ---- | ---- | ---- | ---- | ---- | ---- |
| YZ 125 | 0125 | | 02-03 | 142259 | ---- | ---- | ---- | 142212 | 143466 |
| YZ 125 | 0125 | | 04 | 142259 | ---- | ---- | ---- | 142256 | 143467 |
| YZ 125 | 0125 | | 05 | ---- | 144151 | 142340 | 142290 | 142256 | 143467 |
| YZ 125 | 0125 | | 06-08 | ---- | 144151 | 142340 | 142290 | 142256 | 143467 |
| YZ 125 | 0125 | | 09-15 | ---- | 144151 | 142340 | 142290 | 142256 | 143467 |
| WR 200 | 0200 | | 92 | ---- | ---- | ---- | ---- | 142209 | 143463 |
| WR 200 | 0200 | | 93 | ---- | ---- | ---- | ---- | ---- | 143463 |
| XT 225 | 0225 | | 01-07 | ---- | ---- | ---- | ---- | 142208 | 143460 |
| TTR 230 | 0230 | | 05-09 | ---- | ---- | ---- | ---- | 142208 | 143460 |
| TTR 230 | 0230 | | 11-15 | ---- | ---- | ---- | ---- | 142208 | 143460 |
| TTR 250 | 0250 | | 99-06 | ---- | ---- | ---- | ---- | 142210 | 143464 |
| TTR 250 | 0250 | | 07 | ---- | ---- | ---- | ---- | ---- | 143464 |
| WR 250 | 0250 | | 89-90 | ---- | ---- | ---- | ---- | ---- | 143463 |
| WR 250F | 0250 | | 01-04 | ---- | ---- | ---- | ---- | 142212 | 143466 |
| WR 250F | 0250 | 121 | 01-09 | ---- | ---- | ---- | ---- | ---- | ---- |
| WR 250F | 0250 | | 05 | ---- | ---- | ---- | ---- | 142256 | 143467 |
| WR 250F | 0250 | | 06-08 | ---- | ---- | ---- | ---- | 142256 | 143467 |
| WR 250F | 0250 | | 09 | ---- | ---- | ---- | ---- | ---- | 143467 |
| WR 250F | 0250 | | 11-13 | ---- | ---- | ---- | ---- | ---- | 143467 |
| WR 250F | 0250 | 121 | 11-13 | ---- | ---- | ---- | ---- | ---- | ---- |
| WR 250R Dual Sport | 0250 | | 08-15 | ---- | ---- | ---- | ---- | 142212 | 143466 |
| WR 250R Dual Sport | 0250 | 121 | 08-15 | ---- | ---- | ---- | ---- | ---- | ---- |
| YZ 250 | 0250 | | 91-97 | 142259 | ---- | ---- | ---- | ---- | ---- |
| YZ 250 | 0250 | | 98 | 142259 | ---- | ---- | ---- | ---- | ---- |
| YZ 250 | 0250 | | 99 | 142259 | ---- | ---- | ---- | ---- | ---- |
| YZ 250 | 0250 | | 00-03 | 142259 | ---- | ---- | ---- | 142212 | 143466 |
| YZ 250 | 0250 | | 04 | 142259 | ---- | ---- | ---- | 142256 | 143467 |
| YZ 250 | 0250 | | 05 | ---- | 144151 | 142340 | 142290 | 142256 | 143467 |
| YZ 250 | 0250 | | 06-15 | ---- | 144151 | 142340 | 142290 | 142256 | 143467 |
| YZ 250F | 0250 | | 01 | ---- | ---- | ---- | ---- | 142212 | 143466 |
| YZ 250F | 0250 | 121 | 01-08 | ---- | ---- | ---- | ---- | ---- | ---- |

MOTION PRO FORK TOOLS CONTINUED

| MODEL | CC | FN | YEAR | DAMPING ROD TOOL | FORK CAP SOCKET | FORK CAP WRENCH | FORK COMPRESSION VALVE TOOL | FORK SEAL BULLETS | RINGER FORK SEAL DRIVER |
|-------------------------|------|-----|-------|------------------|-----------------|-----------------|-----------------------------|-------------------|-------------------------|
| YAMAHA CONTINUED | | | | | | | | | |
| YZ 250F | 0250 | | 02-03 | ---- | ---- | ---- | ---- | 142212 | 143466 |
| YZ 250F | 0250 | | 04 | ---- | ---- | ---- | ---- | 142256 | 143467 |
| YZ 250F | 0250 | | 05 | ---- | ---- | 142340 | ---- | 142256 | 143467 |
| YZ 250F | 0250 | | 06-08 | ---- | 144151 | 142340 | 142290 | 142256 | 143467 |
| YZ 250F | 0250 | | 09-13 | ---- | 144151 | 142340 | 142290 | 142256 | 143467 |
| YZ 250F | 0250 | | 14 | ---- | 144151 | 142340 | 142290 | ---- | 143467 |
| YZ 250F | 0250 | | 15-16 | ---- | 144151 | 142340 | 142290 | ---- | 143467 |
| YZ 250FX X-Country | 0250 | | 15 | ---- | 144151 | 142340 | 142290 | ---- | 143467 |
| WR 400F | 0400 | | 98-99 | ---- | ---- | ---- | ---- | 142212 | 143466 |
| WR 400F | 0400 | 121 | 98-99 | ---- | ---- | ---- | ---- | ---- | ---- |
| WR 400F | 0400 | | 00 | ---- | ---- | ---- | ---- | 142212 | 143466 |
| YZ 400F | 0400 | | 98-99 | ---- | ---- | ---- | ---- | 142212 | 143466 |
| YZ 400F | 0400 | 121 | 99 | ---- | ---- | ---- | ---- | ---- | ---- |
| WR 426F | 0426 | 121 | 00-02 | ---- | ---- | ---- | ---- | ---- | ---- |
| WR 426F | 0426 | | 01-02 | ---- | ---- | ---- | ---- | 142212 | 143466 |
| YZ 426F | 0426 | | 00-02 | ---- | ---- | ---- | ---- | 142212 | 143466 |
| YZ 426F | 0426 | 121 | 00-02 | ---- | ---- | ---- | ---- | ---- | ---- |
| WR 450F | 0450 | | 03-04 | ---- | ---- | ---- | ---- | 142212 | 143466 |
| WR 450F | 0450 | 121 | 03-09 | ---- | ---- | ---- | ---- | ---- | ---- |
| WR 450F | 0450 | | 05 | ---- | ---- | ---- | ---- | 142256 | 143467 |
| WR 450F | 0450 | | 06-08 | ---- | ---- | ---- | ---- | 142256 | 143467 |
| WR 450F | 0450 | | 09 | ---- | ---- | ---- | ---- | ---- | 143467 |
| WR 450F | 0450 | | 11-15 | ---- | ---- | ---- | ---- | ---- | 143467 |
| WR 450F | 0450 | 121 | 11-15 | ---- | ---- | ---- | ---- | ---- | ---- |
| YZ 450F | 0450 | | 03 | ---- | ---- | ---- | ---- | 142212 | 143466 |
| YZ 450F | 0450 | 121 | 03-08 | ---- | ---- | ---- | ---- | ---- | ---- |
| YZ 450F | 0450 | | 04 | ---- | ---- | ---- | ---- | 142256 | 143467 |
| YZ 450F | 0450 | | 05 | ---- | ---- | 142340 | ---- | 142256 | 143467 |
| YZ 450F | 0450 | | 06-08 | ---- | 144151 | 142340 | 142290 | 142256 | 143467 |
| YZ 450F | 0450 | | 09-10 | ---- | 144151 | 142340 | 142290 | 142256 | 143467 |
| YZ 450F | 0450 | | 11-14 | ---- | 144151 | 142340 | 142290 | ---- | 143467 |
| YZ 450F | 0450 | | 15-16 | ---- | 144151 | 142340 | 142290 | ---- | 143467 |
| XTZ 1200 Super Tenere | 1200 | | 12 | | | | | 142210 | 143464 |

- accessories
- body
- handlebar & grips
- cables & levers
- exhaust
- engine
- fuel & intake
- electrical & ignition
- clutch
- drive
- bearings
- brakes
- steering & suspension
- tires
- tools & shop

FOOTNOTES (FN)

- 075:** Non-USA Model
- 123:** Australian Model
- 136:** For right side fork only when working with Showa Separate Function Fork (SFF).
- 137:** For left side fork only when working with Showa Separate Function Fork (SFF).

FORK TOOLS PRICING

| | | |
|--------|-------|---|
| 142259 | 42.99 | E |
| 144177 | 41.99 | E |
| 144151 | 41.99 | E |
| 144180 | 41.99 | E |
| 142171 | 21.99 | E |
| 142340 | 19.99 | E |

| | | |
|--------|-------|---|
| 142339 | 19.99 | E |
| 142224 | 22.60 | E |
| 142290 | 14.99 | E |
| 144184 | 23.99 | E |
| 142346 | 17.99 | E |
| 142210 | 4.99 | E |

| | | |
|--------|------|---|
| 142212 | 4.99 | E |
| 142213 | 4.99 | E |
| 142208 | 4.99 | E |
| 142209 | 4.99 | E |
| 142256 | 4.99 | E |
| 142211 | 4.99 | E |

| | | |
|--------|-------|---|
| 143461 | 44.99 | E |
| 143466 | 44.99 | E |
| 143460 | 44.99 | E |
| 143464 | 44.99 | E |
| 143467 | 44.99 | E |
| 143468 | 44.99 | E |

| | | |
|--------|-------|---|
| 143463 | 44.99 | E |
| 143465 | 44.99 | E |

- accessories
- body
- handlebar & grips
- cables & levers
- exhaust
- engine
- fuel & intake
- electrical & ignition
- clutch
- drive
- bearings
- brakes
- steering & suspension
- tires
- tools & shop



MOTION PRO TIRE LEVER SPOONS

- Perfectly contoured tire spoon on one end
- Hex box wrench for 22 mm axle nuts on other end
- Lightweight forged 7075 T-6 aluminum
- Hard anodized finish
- Under 10 inches in length and weigh only 3.5 oz.
- Hex end is rated for a maximum torque of 90 ft-lb

PRICING

| | | |
|--------|-------|---|
| 678284 | 19.99 | D |
| 144161 | 39.99 | D |
| 144159 | 39.99 | D |
| 144160 | 39.99 | D |
| 144158 | 39.99 | D |
| 678286 | 19.99 | D |
| 678287 | 19.99 | D |
| 678288 | 19.99 | D |
| 678289 | 19.99 | D |

| MODEL | CC | FN | YEAR | T6 TIRE LEVER 12-13MM | T6 TIRE LEVER FRONT | T6 TIRE LEVER F&R | T6 TIRE LEVER REAR | T6 TIRE LEVER SET FRONT | T6 TIRE LEVER SET F&R | T6 TIRE LEVER SET REAR |
|--------------|------|-----|-------|-----------------------|---------------------|-------------------|--------------------|-------------------------|-----------------------|------------------------|
| HONDA | | | | | | | | | | |
| CR125R | 0125 | | 97 | ---- | 678286 | ---- | 678289 | 144158 | ---- | 144161 |
| CR125R | 0125 | | 98-07 | 678284 | 678286 | ---- | 678289 | 144158 | ---- | 144161 |
| CRF125F | 0125 | | 14 | 678284 | ---- | ---- | ---- | ---- | ---- | ---- |
| CRF125FB | 0125 | | 14 | 678284 | ---- | ---- | ---- | ---- | ---- | ---- |
| CRF150F | 0150 | | 03-09 | 678284 | ---- | ---- | ---- | ---- | ---- | ---- |
| CRF150F | 0150 | | 12-15 | 678284 | ---- | ---- | ---- | ---- | ---- | ---- |
| CRF150R | 0150 | | 07-09 | 678284 | 678286 | ---- | ---- | 144158 | ---- | ---- |
| CRF150R | 0150 | | 12 | 678284 | 678286 | ---- | 678287 | 144158 | ---- | ---- |
| CRF150R | 0150 | | 13 | 678284 | 678286 | ---- | 678287 | 144158 | ---- | 144159 |
| CRF150R | 0150 | | 14 | ---- | 678286 | ---- | 678287 | 144158 | ---- | 144159 |
| CRF150R | 0150 | | 15 | 678284 | 678286 | ---- | 678287 | 144158 | ---- | 144159 |
| CRF150RB | 0150 | | 07-09 | 678284 | ---- | ---- | 678287 | ---- | ---- | 144159 |
| CRF150RB | 0150 | | 12 | 678284 | 678286 | ---- | 678287 | ---- | ---- | 144159 |
| CRF150RB | 0150 | | 13-15 | 678284 | 678286 | ---- | 678287 | 144158 | ---- | 144159 |
| CRF230F | 0230 | | 03-09 | 678284 | ---- | ---- | ---- | ---- | ---- | ---- |
| CRF230F | 0230 | | 12-16 | 678284 | ---- | ---- | ---- | ---- | ---- | ---- |
| CR250R | 0250 | | 97 | ---- | 678287 | ---- | 678288 | 144159 | ---- | 144160 |
| CR250R | 0250 | | 98-99 | 678284 | 678287 | ---- | 678288 | 144159 | ---- | 144160 |
| CR250R | 0250 | | 00-07 | 678284 | 678286 | ---- | 678289 | 144158 | ---- | 144161 |
| CRF250R | 0250 | | 04-06 | 678284 | 678286 | ---- | 678289 | 144158 | ---- | 144161 |
| CRF250R | 0250 | | 07 | 678284 | 678286 | ---- | 678289 | 144158 | ---- | ---- |
| CRF250R | 0250 | | 08-09 | 678284 | 678286 | ---- | 678289 | 144158 | ---- | 144161 |
| CRF250R | 0250 | | 10 | 678284 | 678286 | ---- | ---- | 144158 | ---- | ---- |
| CRF250R | 0250 | | 11-16 | 678284 | ---- | ---- | ---- | ---- | ---- | ---- |
| CRF250X | 0250 | | 04-09 | 678284 | 678286 | ---- | 678289 | 144158 | ---- | 144161 |
| CRF250X | 0250 | | 12-13 | 678284 | 678286 | ---- | 678289 | 144158 | ---- | 144161 |
| XR250R | 0250 | | 98-04 | 678284 | ---- | ---- | 678287 | ---- | ---- | 144159 |
| XR400R | 0400 | | 96-97 | ---- | ---- | ---- | 678287 | ---- | ---- | 144159 |
| XR400R | 0400 | | 98-04 | 678284 | ---- | ---- | 678287 | ---- | ---- | 144159 |
| CRF450R | 0450 | | 02-09 | 678284 | 678286 | ---- | 678289 | 144158 | ---- | 144161 |
| CRF450R | 0450 | | 10-16 | 678284 | ---- | ---- | ---- | 144158 | ---- | 144161 |
| CRF450R | 0450 | 157 | 10-16 | ---- | ---- | 678289 | ---- | ---- | ---- | ---- |
| CRF450X | 0450 | | 05-09 | 678284 | 678286 | ---- | 678289 | 144158 | ---- | 144161 |
| CRF450X | 0450 | | 12-14 | 678284 | 678286 | ---- | 678289 | 144158 | ---- | 144161 |
| CR500R | 0500 | | 96-97 | ---- | 678286 | ---- | 678288 | 144158 | ---- | 144160 |
| CR500R | 0500 | | 98-01 | 678284 | 678286 | ---- | 678288 | 144158 | ---- | 144160 |
| XR600R | 0600 | | 88-97 | ---- | ---- | ---- | 678287 | ---- | ---- | 144159 |
| XR600R | 0600 | | 98-00 | 678284 | ---- | ---- | 678287 | ---- | ---- | 144159 |

MOTION PRO TIRE LEVER SPOONS CONTINUED

| MODEL | CC | FN | YEAR | T6 TIRE LEVER 12-13MM | T6 TIRE LEVER FRONT | T6 TIRE LEVER F&R | T6 TIRE LEVER REAR | T6 TIRE LEVER SET FRONT | T6 TIRE LEVER SET F&R | T6 TIRE LEVER SET REAR |
|------------------------|------|-----|-------|-----------------------|---------------------|-------------------|--------------------|-------------------------|-----------------------|------------------------|
| HONDA CONTINUED | | | | | | | | | | |
| XR650L | 0650 | | 97-09 | ---- | ---- | ---- | 678287 | ---- | ---- | 144159 |
| XR650L | 0650 | | 12-15 | ---- | ---- | ---- | 678287 | ---- | ---- | 144159 |
| XR650R | 0650 | | 00-07 | 678284 | ---- | ---- | 678288 | ---- | ---- | 144160 |
| KAWASAKI | | | | | | | | | | |
| KX 125 | 0125 | | 96-99 | ---- | 678286 | ---- | 678288 | 144158 | ---- | 144160 |
| KX 125 | 0125 | | 00-01 | 678284 | 678286 | ---- | 678288 | 144158 | ---- | 144160 |
| KX 125 | 0125 | | 02-05 | 678284 | 678286 | ---- | 678289 | 144158 | ---- | 144161 |
| KDX 200 | 0200 | | 97-06 | ---- | ---- | ---- | 678288 | ---- | ---- | 144160 |
| KDX 220R | 0220 | | 97-04 | ---- | ---- | ---- | 678288 | ---- | ---- | 144160 |
| KL 250D/KLR 250 | 0250 | | 93-05 | ---- | ---- | ---- | 678287 | ---- | ---- | 144159 |
| KX 250 | 0250 | | 00-02 | 678284 | 678286 | ---- | 678288 | 144158 | ---- | 144160 |
| KX 250 | 0250 | | 03-07 | 678284 | 678286 | ---- | 678289 | 144158 | ---- | 144161 |
| KX 250F | 0250 | | 04-16 | 678284 | 678286 | ---- | 678289 | 144158 | ---- | 144161 |
| KLX 400B | 0400 | | 03 | ---- | ---- | 678287 | ---- | ---- | 144159 | ---- |
| KLX 450A | 0450 | | 08-09 | ---- | 678286 | ---- | 678289 | 144158 | ---- | 144161 |
| KLX 450AA (Australian) | 0450 | | 12-13 | ---- | ---- | ---- | ---- | 144158 | ---- | 144161 |
| KLX 450AA (Australian) | 0450 | 123 | 12-13 | ---- | 678286 | ---- | 678289 | ---- | ---- | ---- |
| KX 450F | 0450 | | 06-12 | 678284 | 678286 | ---- | 678289 | 144158 | ---- | 144161 |
| KX 450F | 0450 | | 13-16 | 678284 | 678286 | ---- | 678289 | ---- | ---- | 144161 |
| KX 500 | 0500 | | 97-04 | ---- | 678286 | ---- | 678288 | 144158 | ---- | 144160 |
| KL 650A | 0650 | | 96-07 | ---- | ---- | ---- | 678287 | ---- | ---- | 144159 |
| KTM | | | | | | | | | | |
| 85 SX | 0085 | | 08-10 | 678284 | ---- | 678288 | ---- | 144160 | ---- | ---- |
| 85 SX | 0085 | | 11-12 | ---- | ---- | 678288 | ---- | 144160 | ---- | ---- |
| 85 XC | 0085 | | 08 | 678284 | ---- | 678288 | ---- | 144160 | ---- | ---- |
| 85 XC | 0085 | | 09 | ---- | ---- | 678288 | ---- | 144160 | ---- | ---- |
| 105 SX | 0105 | | 08-11 | 678284 | ---- | 678288 | ---- | 144160 | ---- | ---- |
| 105 XC | 0105 | | 08-09 | 678284 | ---- | 678288 | ---- | 144160 | ---- | ---- |
| 125 EXC | 0125 | | 98-99 | ---- | ---- | 678288 | ---- | 144160 | ---- | ---- |
| 125 EXC | 0125 | | 00-02 | 678284 | ---- | 678288 | ---- | 144160 | ---- | ---- |
| 125 SX | 0125 | | 98-99 | ---- | ---- | 678288 | ---- | 144160 | ---- | ---- |
| 125 SX | 0125 | | 00-09 | 678284 | ---- | 678288 | ---- | 144160 | ---- | ---- |
| 125 SX | 0125 | | 11 | 678284 | ---- | 678288 | ---- | 144160 | ---- | ---- |
| 125 SX | 0125 | | 12 | ---- | ---- | 678288 | ---- | 144160 | ---- | ---- |
| 125 SX | 0125 | | 13-15 | ---- | ---- | ---- | 678289 | ---- | ---- | 144161 |
| 144 SX | 0144 | | 07-08 | 678284 | ---- | 678288 | ---- | 144160 | ---- | ---- |
| 150 SX | 0150 | | 09-11 | 678284 | ---- | 678288 | ---- | 144160 | ---- | ---- |
| 150 SX | 0150 | | 12 | ---- | ---- | 678288 | ---- | 144160 | ---- | ---- |
| 150 SX | 0150 | | 13-15 | ---- | ---- | ---- | 678289 | ---- | ---- | 144161 |
| 150 XC | 0150 | | 10-11 | 678284 | ---- | 678288 | ---- | 144160 | ---- | ---- |
| 150 XC | 0150 | | 12 | ---- | ---- | 678288 | ---- | 144160 | ---- | ---- |
| 150 XC | 0150 | | 13-14 | ---- | ---- | ---- | 678289 | ---- | ---- | 144161 |
| 200 EXC | 0200 | | 98-99 | ---- | ---- | 678288 | ---- | 144160 | ---- | ---- |
| 200 EXC | 0200 | | 00-05 | 678284 | ---- | 678288 | ---- | 144160 | ---- | ---- |
| 200 MXC | 0200 | | 98-99 | ---- | ---- | 678288 | ---- | 144160 | ---- | ---- |
| 200 MXC | 0200 | | 00-05 | 678284 | ---- | 678288 | ---- | 144160 | ---- | ---- |
| 200 SX | 0200 | | 03-04 | 678284 | ---- | 678288 | ---- | 144160 | ---- | ---- |
| 200 XC | 0200 | | 06-09 | 678284 | ---- | 678288 | ---- | 144160 | ---- | ---- |
| 200 XCW | 0200 | | 06-11 | 678284 | ---- | 678288 | ---- | 144160 | ---- | ---- |
| 200 XCW | 0200 | | 12-16 | ---- | ---- | 678288 | ---- | 144160 | ---- | ---- |

- accessories
- body
- handlebar & grips
- cables & levers
- exhaust
- engine
- fuel & intake
- electrical & ignition
- clutch
- drive
- bearings
- brakes
- steering & suspension
- tires
- tools & shop

MOTION PRO TIRE LEVER SPOONS CONTINUED

| MODEL | CC | FN | YEAR | T6 TIRE LEVER 12-13MM | T6 TIRE LEVER FRONT | T6 TIRE LEVER F&R | T6 TIRE LEVER REAR | T6 TIRE LEVER SET FRONT | T6 TIRE LEVER SET F&R | T6 TIRE LEVER SET REAR |
|----------------------------|------|----|-------|-----------------------|---------------------|-------------------|--------------------|-------------------------|-----------------------|------------------------|
| KTM CONTINUED | | | | | | | | | | |
| 250 EXC | 0250 | | 98-99 | ---- | ---- | 678288 | ---- | 144160 | ---- | ---- |
| 250 EXC | 0250 | | 00-05 | 678284 | ---- | 678288 | ---- | 144160 | ---- | ---- |
| 250 EXCG | 0250 | | 03-05 | 678284 | ---- | 678288 | ---- | 144160 | ---- | ---- |
| 250 FR FREERIDE | 0250 | | 14 | ---- | ---- | ---- | 678288 | ---- | ---- | ---- |
| 250 MXC | 0250 | | 98-99 | ---- | ---- | 678288 | ---- | 144160 | ---- | ---- |
| 250 MXC | 0250 | | 00-02 | 678284 | ---- | 678288 | ---- | 144160 | ---- | ---- |
| 250 SX | 0250 | | 98-99 | ---- | ---- | 678288 | ---- | 144160 | ---- | ---- |
| 250 SX | 0250 | | 00-11 | 678284 | ---- | 678288 | ---- | 144160 | ---- | ---- |
| 250 SX | 0250 | | 12 | ---- | ---- | 678288 | ---- | 144160 | ---- | ---- |
| 250 SX | 0250 | | 13-15 | ---- | ---- | ---- | 678289 | ---- | ---- | 144161 |
| 250 SXF | 0250 | | 05-11 | 678284 | ---- | 678288 | ---- | 144160 | ---- | ---- |
| 250 SXF | 0250 | | 13-15 | ---- | ---- | ---- | 678289 | ---- | ---- | 144161 |
| 250 XC 2T E-Start | 0250 | | 06-11 | 678284 | ---- | 678288 | ---- | 144160 | ---- | ---- |
| 250 XC 2T E-Start | 0250 | | 12-13 | ---- | ---- | 678288 | ---- | 144160 | ---- | ---- |
| 250 XC 2T E-Start | 0250 | | 14 | ---- | 678288 | ---- | 678289 | ---- | ---- | 144161 |
| 250 XC 2T E-Start | 0250 | | 15 | ---- | ---- | ---- | 678289 | ---- | ---- | 144161 |
| 250 XCF | 0250 | | 08-09 | ---- | ---- | 678288 | ---- | 144160 | ---- | ---- |
| 250 XCF | 0250 | | 11-12 | ---- | ---- | 678288 | ---- | 144160 | ---- | ---- |
| 250 XCF | 0250 | | 13 | ---- | ---- | ---- | 678289 | ---- | ---- | 144161 |
| 250 XCF | 0250 | | 14-15 | ---- | ---- | ---- | 678289 | ---- | ---- | ---- |
| 250 XCFW | 0250 | | 08-09 | ---- | ---- | 678288 | ---- | 144160 | ---- | ---- |
| 250 XCFW | 0250 | | 12-15 | ---- | ---- | 678288 | ---- | 144160 | ---- | ---- |
| 250 XCFW Champions Edition | 0250 | | 10 | 678284 | ---- | 678288 | ---- | 144160 | ---- | ---- |
| 250 XCFWSD | 0250 | | 11 | 678284 | ---- | 678288 | ---- | 144160 | ---- | ---- |
| 250 XCW | 0250 | | 06-11 | 678284 | ---- | 678288 | ---- | 144160 | ---- | ---- |
| 250 XCW | 0250 | | 12-15 | ---- | ---- | 678288 | ---- | 144160 | ---- | ---- |
| 300 EXC | 0300 | | 98-99 | ---- | ---- | 678288 | ---- | 144160 | ---- | ---- |
| 300 EXC | 0300 | | 00-01 | 678284 | ---- | 678288 | ---- | 144160 | ---- | ---- |
| 300 EXC | 0300 | | 02 | 678284 | ---- | 678288 | ---- | ---- | ---- | ---- |
| 300 EXC | 0300 | | 03-05 | 678284 | ---- | 678288 | ---- | 144160 | ---- | ---- |
| 300 MXC | 0300 | | 98-99 | ---- | ---- | 678288 | ---- | 144160 | ---- | ---- |
| 300 MXC | 0300 | | 00-05 | 678284 | ---- | 678288 | ---- | 144160 | ---- | ---- |
| 300 XC | 0300 | | 06-11 | 678284 | ---- | 678288 | ---- | 144160 | ---- | ---- |
| 300 XC | 0300 | | 12-13 | ---- | ---- | 678288 | ---- | 144160 | ---- | ---- |
| 300 XC | 0300 | | 14 | ---- | 678288 | ---- | 678289 | ---- | ---- | 144161 |
| 300 XC | 0300 | | 15 | ---- | ---- | ---- | 678289 | ---- | ---- | 144161 |
| 300 XCW | 0300 | | 06-11 | 678284 | ---- | 678288 | ---- | 144160 | ---- | ---- |
| 300 XCW | 0300 | | 12-15 | ---- | ---- | 678288 | ---- | 144160 | ---- | ---- |
| 300 XCW Six Days | 0300 | | 14-15 | ---- | ---- | 678288 | ---- | 144160 | ---- | ---- |
| 350 EXCF | 0350 | | 12-15 | ---- | ---- | 678288 | ---- | 144160 | ---- | ---- |
| 350 SXF | 0350 | | 11 | 678284 | ---- | 678288 | ---- | 144160 | ---- | ---- |
| 350 SXF | 0350 | | 12 | ---- | ---- | 678288 | ---- | 144160 | ---- | ---- |
| 350 SXF | 0350 | | 13-15 | ---- | ---- | ---- | 678289 | ---- | ---- | 144161 |
| 350 XCF | 0350 | | 11 | 678284 | ---- | 678288 | ---- | 144160 | ---- | ---- |
| 350 XCF | 0350 | | 12 | ---- | ---- | 678288 | ---- | 144160 | ---- | ---- |
| 350 XCF | 0350 | | 13-15 | ---- | ---- | ---- | 678289 | ---- | ---- | 144161 |
| 350 XCFW | 0350 | | 12-16 | ---- | ---- | 678288 | ---- | 144160 | ---- | ---- |
| 350 XCFW Six Days | 0350 | | 15 | ---- | ---- | 678288 | ---- | 144160 | ---- | ---- |
| 380 EXC | 0380 | | 98-99 | ---- | ---- | 678288 | ---- | 144160 | ---- | ---- |
| 380 EXC | 0380 | | 00-01 | 678284 | ---- | 678288 | ---- | 144160 | ---- | ---- |

MOTION PRO TIRE LEVER SPOONS CONTINUED

| MODEL | CC | FN | YEAR | T6 TIRE LEVER 12-13MM | T6 TIRE LEVER FRONT | T6 TIRE LEVER F&R | T6 TIRE LEVER REAR | T6 TIRE LEVER SET FRONT | T6 TIRE LEVER SET F&R | T6 TIRE LEVER SET REAR |
|----------------------------|------|----|-------|-----------------------|---------------------|-------------------|--------------------|-------------------------|-----------------------|------------------------|
| KTM CONTINUED | | | | | | | | | | |
| 380 MXC | 0380 | | 98-99 | ---- | ---- | 678288 | ---- | 144160 | ---- | ---- |
| 380 MXC | 0380 | | 00-01 | 678284 | ---- | 678288 | ---- | 144160 | ---- | ---- |
| 380 SX | 0380 | | 98-99 | ---- | ---- | 678288 | ---- | 144160 | ---- | ---- |
| 380 SX | 0380 | | 00-01 | 678284 | ---- | 678288 | ---- | 144160 | ---- | ---- |
| 400 EXC | 0400 | | 98-99 | ---- | ---- | 678288 | ---- | 144160 | ---- | ---- |
| 400 EXC | 0400 | | 00-02 | 678284 | ---- | 678288 | ---- | 144160 | ---- | ---- |
| 400 EXCG | 0400 | | 04-06 | 678284 | ---- | 678288 | ---- | 144160 | ---- | ---- |
| 400 MXC | 0400 | | 01-02 | 678284 | ---- | 678288 | ---- | 144160 | ---- | ---- |
| 400 SX | 0400 | | 98 | ---- | ---- | 678288 | ---- | 144160 | ---- | ---- |
| 400 SX | 0400 | | 00-02 | 678284 | ---- | 678288 | ---- | 144160 | ---- | ---- |
| 400 XCW | 0400 | | 07 | 678284 | ---- | 678288 | ---- | 144160 | ---- | ---- |
| 400 XCW | 0400 | | 09-10 | 678284 | ---- | 678288 | ---- | 144160 | ---- | ---- |
| 450 EXCG | 0450 | | 03-05 | 678284 | ---- | 678288 | ---- | 144160 | ---- | ---- |
| 450 EXCR | 0450 | | 08-09 | ---- | ---- | 678288 | ---- | 144160 | ---- | ---- |
| 450 EXCR | 0450 | | 10-11 | 678284 | ---- | 678288 | ---- | 144160 | ---- | ---- |
| 450 MXCG | 0450 | | 03-05 | 678284 | ---- | 678288 | ---- | 144160 | ---- | ---- |
| 450 SXF | 0450 | | 03-11 | 678284 | ---- | 678288 | ---- | 144160 | ---- | ---- |
| 450 SXF | 0450 | | 12 | ---- | ---- | 678288 | ---- | 144160 | ---- | ---- |
| 450 SXF | 0450 | | 13-15 | ---- | ---- | ---- | 678289 | ---- | ---- | 144161 |
| 450 SXFFE | 0450 | | 12-14 | ---- | ---- | ---- | 678289 | ---- | ---- | 144161 |
| 450 XCF | 0450 | | 06-09 | 678284 | ---- | 678288 | ---- | 144160 | ---- | ---- |
| 450 XCF | 0450 | | 13-15 | ---- | ---- | ---- | 678289 | ---- | ---- | 144161 |
| 450 XCFW Champions Edition | 0450 | | 10 | 678284 | ---- | 678288 | ---- | 144160 | ---- | ---- |
| 450 XCRW | 0450 | | 08 | 678284 | ---- | 678288 | ---- | 144160 | ---- | ---- |
| 450 XCW | 0450 | | 07 | 678284 | ---- | 678288 | ---- | 144160 | ---- | ---- |
| 450 XCW | 0450 | | 09 | ---- | ---- | 678288 | ---- | 144160 | ---- | ---- |
| 450 XCW | 0450 | | 12-15 | ---- | ---- | 678288 | ---- | 144160 | ---- | ---- |
| 450 XCW Six Days | 0450 | | 10-11 | 678284 | ---- | 678288 | ---- | 144160 | ---- | ---- |
| 500 EXC | 0500 | | 12-15 | ---- | ---- | 678288 | ---- | 144160 | ---- | ---- |
| 500 XCW | 0500 | | 12-15 | ---- | ---- | 678288 | ---- | 144160 | ---- | ---- |
| 505 SXF | 0505 | | 08 | 678284 | ---- | 678288 | ---- | 144160 | ---- | ---- |
| 505 XCF | 0505 | | 08-09 | 678284 | ---- | 678288 | ---- | 144160 | ---- | ---- |
| 520 EXC | 0520 | | 00-02 | 678284 | ---- | 678288 | ---- | 144160 | ---- | ---- |
| 520 MXC | 0520 | | 00-02 | 678284 | ---- | 678288 | ---- | 144160 | ---- | ---- |
| 520 SX | 0520 | | 00-02 | 678284 | ---- | 678288 | ---- | 144160 | ---- | ---- |
| 525 EXC | 0525 | | 03-05 | 678284 | ---- | 678288 | ---- | 144160 | ---- | ---- |
| 525 MXCG | 0525 | | 03-05 | 678284 | ---- | 678288 | ---- | 144160 | ---- | ---- |
| 525 SX | 0525 | | 03-06 | 678284 | ---- | 678288 | ---- | 144160 | ---- | ---- |
| 525 XC | 0525 | | 07 | 678284 | ---- | 678288 | ---- | 144160 | ---- | ---- |
| 525 XCG | 0525 | | 06 | 678284 | ---- | 678288 | ---- | 144160 | ---- | ---- |
| 525 XCW | 0525 | | 07 | 678284 | ---- | 678288 | ---- | 144160 | ---- | ---- |
| 530 EXC | 0530 | | 10 | ---- | ---- | 678288 | ---- | 144160 | ---- | ---- |
| 530 EXC | 0530 | | 11 | 678284 | ---- | 678288 | ---- | 144160 | ---- | ---- |
| 530 EXCR | 0530 | | 08 | 678284 | ---- | 678288 | ---- | 144160 | ---- | ---- |
| 530 XCRW | 0530 | | 08 | 678284 | ---- | 678288 | ---- | 144160 | ---- | ---- |
| 530 XCW | 0530 | | 09 | ---- | ---- | 678288 | ---- | 144160 | ---- | ---- |
| 530 XCW Six Days | 0530 | | 10 | ---- | ---- | 678288 | ---- | 144160 | ---- | ---- |
| 530 XCW Six Days | 0530 | | 11 | 678284 | ---- | 678288 | ---- | 144160 | ---- | ---- |

- accessories
- body
- handlebar & grips
- cables & levers
- exhaust
- engine
- fuel & intake
- electrical & ignition
- clutch
- drive
- bearings
- brakes
- steering & suspension
- tires
- tools & shop

MOTION PRO TIRE LEVER SPOONS CONTINUED

| MODEL | CC | FN | YEAR | T6 TIRE
LEVER
12-13MM | T6 TIRE
LEVER
FRONT | T6 TIRE
LEVER
F&R | T6 TIRE
LEVER
REAR | T6 TIRE
LEVER SET
FRONT | T6 TIRE
LEVER
SET F&R | T6 TIRE
LEVER
SET REAR |
|-----------------------------|------|-----|-------|-----------------------------|---------------------------|-------------------------|--------------------------|-------------------------------|-----------------------------|------------------------------|
| SUZUKI | | | | | | | | | | |
| RM 125 | 0125 | | 00-02 | 678284 | 678286 | ---- | 678287 | 144158 | ---- | 144159 |
| RM 125 | 0125 | | 03-07 | 678284 | ---- | ---- | 678287 | ---- | ---- | 144159 |
| RM 125 | 0125 | | 08 | ---- | ---- | ---- | ---- | ---- | ---- | 144159 |
| RM 125 | 0125 | 075 | 08 | ---- | ---- | ---- | 678287 | ---- | ---- | ---- |
| RM 250 | 0250 | | 00-03 | 678284 | 678286 | ---- | 678287 | 144158 | ---- | 144159 |
| RM 250 | 0250 | | 04-08 | 678284 | ---- | ---- | 678287 | ---- | ---- | 144159 |
| RMZ 250 | 0250 | | 04-10 | 678284 | 678286 | ---- | 678289 | 144158 | ---- | 144161 |
| RMZ 250 | 0250 | | 11-16 | 678284 | ---- | ---- | ---- | ---- | ---- | ---- |
| DRZ 400E | 0400 | | 01-03 | ---- | ---- | 678287 | ---- | ---- | 144159 | ---- |
| DRZ 400E | 0400 | | 05-07 | ---- | ---- | 678287 | ---- | ---- | 144159 | ---- |
| DRZ 400K | 0400 | | 01-04 | ---- | ---- | 678287 | ---- | ---- | 144159 | ---- |
| DRZ 400S | 0400 | | 00-08 | ---- | ---- | 678287 | ---- | ---- | 144159 | ---- |
| DRZ 400Y | 0400 | | 00 | ---- | ---- | 678287 | ---- | ---- | 144159 | ---- |
| RMX 450 Enduro
X-Country | 0450 | | 10-11 | 678284 | ---- | ---- | 678289 | ---- | ---- | 144161 |
| RMZ 450 | 0450 | | 05-16 | 678284 | ---- | ---- | 678289 | ---- | ---- | 144161 |
| YAMAHA | | | | | | | | | | |
| YZ 125 | 0125 | | 98 | 678284 | ---- | ---- | ---- | ---- | ---- | ---- |
| YZ 125 | 0125 | | 99-08 | 678284 | ---- | ---- | 678288 | ---- | ---- | 144160 |
| YZ 125 | 0125 | | 09-13 | 678284 | ---- | ---- | ---- | ---- | ---- | ---- |
| YZ 125 | 0125 | | 14-15 | 678284 | ---- | ---- | ---- | ---- | ---- | 144160 |
| XT 225 | 0225 | | 01-07 | ---- | ---- | ---- | 678286 | ---- | ---- | 144158 |
| TTR 230 | 0230 | | 05-06 | ---- | ---- | ---- | 678286 | ---- | ---- | 144158 |
| TTR 230 | 0230 | | 07 | ---- | ---- | ---- | ---- | ---- | ---- | 144158 |
| TTR 230 | 0230 | | 08-09 | ---- | ---- | ---- | 678286 | ---- | ---- | 144158 |
| TTR 230 | 0230 | | 11-15 | ---- | ---- | ---- | 678286 | ---- | ---- | 144158 |
| WR 250 | 0250 | | 98 | 678284 | ---- | ---- | ---- | ---- | ---- | ---- |
| WR 250F | 0250 | | 01-08 | 678284 | 678286 | ---- | 678288 | 144158 | ---- | 144160 |
| WR 250F | 0250 | | 09 | 678284 | ---- | ---- | ---- | ---- | ---- | ---- |
| WR 250F | 0250 | | 11-13 | 678284 | ---- | ---- | ---- | ---- | ---- | ---- |
| WR 250R Dual Sport | 0250 | | 08-15 | ---- | 678286 | ---- | 678288 | 144158 | ---- | 144160 |
| YZ 250 | 0250 | | 98-99 | 678284 | ---- | ---- | ---- | ---- | ---- | ---- |
| YZ 250 | 0250 | | 00-15 | 678284 | ---- | ---- | 678288 | ---- | ---- | 144160 |
| YZ 250F | 0250 | | 01-03 | 678284 | ---- | ---- | ---- | ---- | ---- | ---- |
| YZ 250F | 0250 | | 04-05 | 678284 | 678286 | ---- | 678288 | ---- | ---- | 144160 |
| YZ 250F | 0250 | | 06-09 | 678284 | ---- | ---- | 678288 | ---- | ---- | 144160 |
| YZ 250F | 0250 | | 10-16 | 678284 | ---- | ---- | ---- | ---- | ---- | ---- |
| YZ 250FX X-Country | 0250 | | 15 | 678284 | ---- | ---- | ---- | ---- | ---- | ---- |
| WR 400F | 0400 | | 98-00 | 678284 | 678286 | ---- | 678288 | 144158 | ---- | 144160 |
| YZ 400F | 0400 | | 98-99 | 678284 | ---- | ---- | 678288 | ---- | ---- | 144160 |
| WR 426F | 0426 | | 00 | 678284 | ---- | ---- | ---- | ---- | ---- | ---- |
| WR 426F | 0426 | | 01-02 | 678284 | 678286 | ---- | 678288 | 144158 | ---- | 144160 |
| YZ 426F | 0426 | | 00 | 678284 | ---- | ---- | ---- | ---- | ---- | ---- |
| YZ 426F | 0426 | | 01-02 | 678284 | ---- | ---- | 678288 | ---- | ---- | 144160 |
| WR 450F | 0450 | | 03-08 | 678284 | 678286 | ---- | 678288 | 144158 | ---- | 144160 |
| WR 450F | 0450 | | 09 | 678284 | ---- | ---- | ---- | ---- | ---- | ---- |
| WR 450F | 0450 | | 11-15 | 678284 | ---- | ---- | ---- | ---- | ---- | ---- |
| YZ 450F | 0450 | | 03-09 | 678284 | ---- | ---- | 678288 | ---- | ---- | 144160 |
| YZ 450F | 0450 | | 10-16 | 678284 | ---- | ---- | ---- | ---- | ---- | ---- |

MOTION PRO SUSPENSION TOOLS



HEIM JOINT TOOL FOR KTM

- Aligns heim joint for easy installation
- Built in stop correctly centers heim joint in swing arm
- Aligns and installs heim joint seals
- Anodized aluminum construction reduces the possibility of damaging your swing arm
- Handle includes retention o-ring to hold heim joint adapters and heim joint bearing in place
- Ergonomic handle for a comfortable fit
- Made from billet 6061-T6.



HEX AXLE TOOL

- Fits internal axle hex on many late model sportbikes and some dirt bikes
- Four metric hex sizes: 17, 19, 22 and 24mm
- 3/8 in. square drive on both ends
- Heavy duty chromoly steel construction for shop use



DELUXE SUSPENSION BEARING SERVICE TOOL

- Designed for quick and easy removal and precise installation of suspension linkage and swing arm pivot bearings
- Designed for use on 20 & 22 mm id bearings
- Fits most off-road motorcycles & ATVs
- Includes blind bearing collet for removal of 20 mm blind bearings (other sizes available)
- Anodized aluminum mandrels reduce the possibility of damaging bearing surfaces
- Laser etched markings for easy size identification
- Eliminates the need for a shop press
- Protective blow-molded case for easy storage
- A must have time saving tool for professional technicians, serious racers and home mechanics



T-STEM SPANNER

- This thin profile combination wrench has an open end wrench on one end for loosening the T-Stem nut on late-model motocross bikes and some sportbike applications without removing the handlebars
- The other side of the wrench has a spanner wrench that fits the slotted spanner nut used to set steering stem bearing adjustment
- The thin profile of the wrench allows it to be used without removing the triple clamps



PRICING

| | | |
|--------|--------|---|
| 678355 | 24.99 | E |
| 142344 | 54.99 | E |
| 678397 | 19.99 | E |
| 142228 | 155.99 | E |
| 142167 | 43.99 | E |
| 142170 | 43.99 | E |
| 142224 | 22.60 | E |
| 142163 | 18.40 | E |
| 142202 | 12.88 | E |
| 144152 | 14.37 | E |

WHEEL BEARING RETAINER TOOL

- Versatile design features a 22mm hex and 3/8 in. square drive.
- Precision design prevents damage to the retainer ring after peened stakes have been removed by drilling
- The tool is slotted to allow removal and replacement of caps with the 144293 Micro Bleeders



| MODEL | CC | FN. | YEAR | HEX AXLE TOOL ALUMINUM | HEX AXLE TOOL STEEL | DELUXE SUSPENSION BEARING TOOL | T-STEM SPANNER WRENCH | WHEEL BEARING RETAINER TOOL |
|--------------|------|-----|-------|------------------------|---------------------|--------------------------------|-----------------------|-----------------------------|
| HONDA | | | | | | | | |
| CR80R | 0080 | | 96-02 | ---- | ---- | ---- | ---- | ---- |
| CRF80F | 0080 | | 04-09 | ---- | ---- | ---- | ---- | ---- |
| CRF80F | 0080 | | 11-13 | ---- | ---- | ---- | ---- | ---- |
| XR80R | 0080 | | 99-03 | ---- | ---- | ---- | ---- | ---- |
| CR85R | 0085 | | 03-07 | ---- | ---- | ---- | ---- | ---- |
| CR85RB | 0085 | | 03-07 | ---- | ---- | ---- | ---- | ---- |
| CRF100F | 0100 | | 04-09 | ---- | ---- | ---- | ---- | ---- |
| CRF100F | 0100 | | 11-13 | ---- | ---- | ---- | ---- | ---- |
| XR100R | 0100 | | 01-03 | ---- | ---- | ---- | ---- | ---- |
| CR125R | 0125 | | 87 | ---- | ---- | ---- | ---- | ---- |
| CR125R | 0125 | | 91-96 | ---- | ---- | ---- | ---- | ---- |
| CR125R | 0125 | | 97-01 | ---- | ---- | ---- | 142167 | ---- |
| CR125R | 0125 | | 02-03 | ---- | ---- | ---- | 142167 | ---- |
| CR125R | 0125 | | 04 | 678355 | 678397 | ---- | 142167 | ---- |
| CR125R | 0125 | | 05-06 | 678355 | 678397 | ---- | 142167 | ---- |
| CR125R | 0125 | | 07 | 678355 | 678397 | ---- | 142167 | ---- |

- accessories
- body
- handlebar & grips
- cables & levers
- exhaust
- engine
- fuel & intake
- electrical & ignition
- clutch
- drive
- bearings
- brakes
- steering & suspension
- tires

tools & shop

MOTION PRO SUSPENSION TOOLS CONTINUED

| | MODEL | CC | FN. | YEAR | HEX AXLE TOOL ALUMINUM | HEX AXLE TOOL STEEL | DELUXE SUSPENSION BEARING TOOL | T-STEM SPANNER WRENCH | WHEEL BEARING RETAINER TOOL |
|------------------------|----------|------|-----|-------|------------------------|---------------------|--------------------------------|-----------------------|-----------------------------|
| HONDA CONTINUED | | | | | | | | | |
| | CRF150F | 0150 | | 03-09 | ---- | ---- | ---- | ---- | ---- |
| | CRF150F | 0150 | | 12-15 | ---- | ---- | ---- | ---- | ---- |
| | CRF150R | 0150 | | 07-09 | ---- | ---- | 142228 | ---- | ---- |
| | CRF150R | 0150 | | 12-15 | ---- | ---- | 142228 | ---- | ---- |
| | CRF150RB | 0150 | | 07-09 | ---- | ---- | 142228 | ---- | ---- |
| | CRF150RB | 0150 | | 12-15 | ---- | ---- | 142228 | ---- | ---- |
| | CRF230F | 0230 | | 03-09 | ---- | ---- | ---- | ---- | ---- |
| | CRF230F | 0230 | | 12-16 | ---- | ---- | ---- | ---- | ---- |
| | CR250R | 0250 | | 78-83 | ---- | ---- | ---- | ---- | 142224 |
| | CR250R | 0250 | | 85-87 | ---- | ---- | ---- | ---- | ---- |
| | CR250R | 0250 | | 91-96 | ---- | ---- | ---- | ---- | ---- |
| | CR250R | 0250 | | 97 | ---- | ---- | ---- | 142167 | ---- |
| | CR250R | 0250 | | 98-99 | ---- | ---- | ---- | 142167 | ---- |
| | CR250R | 0250 | | 00-03 | ---- | ---- | ---- | 142167 | ---- |
| | CR250R | 0250 | | 04-07 | 678355 | 678397 | ---- | 142167 | ---- |
| | CRF250L | 0250 | | 13 | ---- | ---- | ---- | ---- | ---- |
| | CRF250R | 0250 | | 04 | 678355 | 678397 | 142228 | 142167 | ---- |
| | CRF250R | 0250 | | 05-09 | 678355 | 678397 | 142228 | 142167 | ---- |
| | CRF250R | 0250 | | 10 | ---- | ---- | 142228 | 142167 | ---- |
| | CRF250R | 0250 | | 11-12 | ---- | ---- | 142228 | 142167 | ---- |
| | CRF250R | 0250 | | 13-14 | ---- | ---- | 142228 | 142167 | ---- |
| | CRF250R | 0250 | | 15-16 | ---- | ---- | 142228 | 142167 | ---- |
| | CRF250X | 0250 | | 04 | 678355 | 678397 | 142228 | 142167 | ---- |
| | CRF250X | 0250 | | 05 | 678355 | 678397 | 142228 | 142167 | ---- |
| | CRF250X | 0250 | | 06-08 | 678355 | 678397 | 142228 | 142167 | ---- |
| | CRF250X | 0250 | | 09 | 678355 | 678397 | 142228 | ---- | ---- |
| | CRF250X | 0250 | | 12-13 | 678355 | 678397 | 142228 | ---- | ---- |
| | XR250R | 0250 | | 96-99 | ---- | ---- | 142228 | ---- | ---- |
| | XR250R | 0250 | | 00-03 | ---- | ---- | 142228 | ---- | ---- |
| | XR250R | 0250 | | 04 | ---- | ---- | 142228 | ---- | ---- |
| | XR400R | 0400 | | 96 | ---- | ---- | 142228 | ---- | ---- |
| | XR400R | 0400 | | 97-99 | ---- | ---- | 142228 | ---- | ---- |
| | XR400R | 0400 | | 00-04 | ---- | ---- | 142228 | ---- | ---- |
| | CR450R | 0450 | | 81 | ---- | ---- | ---- | ---- | 142224 |
| | CRF450R | 0450 | | 02-03 | ---- | ---- | 142228 | 142167 | ---- |
| | CRF450R | 0450 | | 04 | 678355 | 678397 | 142228 | 142167 | ---- |
| | CRF450R | 0450 | | 05-08 | 678355 | 678397 | 142228 | 142167 | ---- |
| | CRF450R | 0450 | | 09 | 678355 | 678397 | 142228 | 142167 | ---- |
| | CRF450R | 0450 | | 10-12 | 678355 | 678397 | 142228 | 142167 | ---- |
| | CRF450R | 0450 | | 13-14 | 678355 | 678397 | 142228 | 142167 | ---- |
| | CRF450R | 0450 | | 15-16 | 678355 | 678397 | 142228 | 142167 | ---- |
| | CRF450X | 0450 | | 05-09 | 678355 | 678397 | 142228 | 142167 | ---- |
| | CRF450X | 0450 | | 12-13 | 678355 | 678397 | 142228 | 142167 | ---- |
| | CRF450X | 0450 | | 14 | 678355 | 678397 | 142228 | 142167 | ---- |
| | CR480R | 0480 | | 82 | ---- | ---- | ---- | ---- | 142224 |
| | CR480R | 0480 | | 83 | ---- | ---- | ---- | ---- | 142163 |
| | CR500R | 0500 | | 85-87 | ---- | ---- | ---- | ---- | ---- |
| | CR500R | 0500 | | 91-95 | ---- | ---- | ---- | ---- | ---- |
| | CR500R | 0500 | | 96 | ---- | ---- | ---- | ---- | ---- |
| | CR500R | 0500 | | 97-01 | ---- | ---- | ---- | ---- | ---- |
| | XR600R | 0600 | | 88-90 | ---- | ---- | ---- | ---- | ---- |

MOTION PRO SUSPENSION TOOLS CONTINUED

| MODEL | CC | FN. | YEAR | HEX AXLE TOOL ALUMINUM | HEX AXLE TOOL STEEL | DELUXE SUSPENSION BEARING TOOL | T-STEM SPANNER WRENCH | WHEEL BEARING RETAINER TOOL |
|------------------------|------|-----|-------|------------------------|---------------------|--------------------------------|-----------------------|-----------------------------|
| HONDA CONTINUED | | | | | | | | |
| XR600R | 0600 | | 91-00 | ---- | ---- | ---- | ---- | ---- |
| XR650L | 0650 | | 93-09 | ---- | ---- | ---- | ---- | ---- |
| XR650L | 0650 | | 12-15 | ---- | ---- | ---- | ---- | ---- |
| XR650R | 0650 | | 00-07 | ---- | ---- | 142228 | ---- | ---- |
| HUSABERG | | | | | | | | |
| FE 250 | 0250 | | 13-14 | 142344 | ---- | ---- | ---- | ---- |
| TE 250 | 0250 | | 11-12 | ---- | ---- | ---- | ---- | ---- |
| TE 250 | 0250 | | 13-14 | ---- | ---- | ---- | ---- | ---- |
| TE 300 | 0293 | | 11 | ---- | ---- | ---- | ---- | ---- |
| TE 300 | 0293 | | 12 | ---- | ---- | ---- | ---- | ---- |
| TE 300 | 0293 | | 13-14 | ---- | ---- | ---- | ---- | ---- |
| FE 350 | 0350 | | 13 | 142344 | ---- | ---- | ---- | ---- |
| FE 390 | 0390 | | 10 | 142344 | ---- | 142228 | ---- | ---- |
| FE 390 | 0390 | | 11 | 142344 | ---- | ---- | ---- | ---- |
| FE 450 | 0450 | | 08 | ---- | ---- | ---- | ---- | ---- |
| FE 450 | 0450 | | 09-10 | 142344 | ---- | 142228 | ---- | ---- |
| FE 450 | 0450 | | 11 | 142344 | ---- | ---- | ---- | ---- |
| FE 450 | 0450 | | 14 | 142344 | ---- | ---- | ---- | ---- |
| FX 450 | 0450 | | 10 | 142344 | ---- | 142228 | ---- | ---- |
| FE 501 | 0510 | | 13-14 | 142344 | ---- | ---- | ---- | ---- |
| FE 550 | 0550 | | 08 | ---- | ---- | ---- | ---- | ---- |
| FE 570 | 0570 | | 09-10 | 142344 | ---- | 142228 | ---- | ---- |
| FE 570S | 0570 | | 11 | 142344 | ---- | 142228 | ---- | ---- |
| FE 650 | 0650 | | 08 | ---- | ---- | ---- | ---- | ---- |
| HUSQVARNA | | | | | | | | |
| CR 125 | 0125 | | 02-08 | ---- | ---- | ---- | ---- | ---- |
| CR 125 | 0125 | | 09 | ---- | ---- | 142228 | ---- | ---- |
| CR 125 | 0125 | | 10 | ---- | ---- | ---- | ---- | ---- |
| CR 125 | 0125 | | 11 | ---- | ---- | ---- | ---- | ---- |
| CR 125 | 0125 | | 12 | ---- | ---- | ---- | ---- | ---- |
| TC 125 | 0125 | | 15 | ---- | ---- | 142228 | ---- | ---- |
| WR 125 | 0125 | | 02-08 | ---- | ---- | ---- | ---- | ---- |
| WR 125 | 0125 | | 09 | ---- | ---- | 142228 | ---- | ---- |
| WR 125 | 0125 | | 10-11 | ---- | ---- | ---- | ---- | ---- |
| WR 125 | 0125 | | 12 | ---- | ---- | ---- | ---- | ---- |
| CR 150 | 0150 | | 11 | ---- | ---- | ---- | ---- | ---- |
| CR 250 | 0250 | | 03-04 | ---- | ---- | ---- | ---- | ---- |
| FC 250 | 0250 | | 14 | ---- | ---- | 142228 | ---- | ---- |
| FC 250 | 0250 | | 15 | ---- | ---- | 142228 | ---- | ---- |
| FE 250 | 0250 | | 14-15 | ---- | ---- | 142228 | ---- | ---- |
| TC 250 | 0250 | | 04-09 | ---- | ---- | ---- | ---- | ---- |
| TC 250 | 0250 | | 10 | ---- | ---- | ---- | ---- | ---- |
| TC 250 | 0250 | | 11 | ---- | ---- | ---- | ---- | ---- |
| TC 250 | 0250 | | 12 | ---- | ---- | ---- | ---- | ---- |
| TE 250 2-Stroke | 0250 | | 14-15 | ---- | ---- | ---- | ---- | ---- |
| TXC 250/TXC 250R | 0250 | | 08-09 | ---- | ---- | ---- | ---- | ---- |
| TXC 250/TXC 250R | 0250 | | 10 | ---- | ---- | ---- | ---- | ---- |
| TXC 250/TXC 250R | 0250 | | 11 | ---- | ---- | ---- | ---- | ---- |
| TXC 250/TXC 250R | 0250 | | 12 | ---- | ---- | ---- | ---- | ---- |

- accessories
- body
- handlebar & grips
- cables & levers
- exhaust
- engine
- fuel & intake
- electrical & ignition
- clutch
- drive
- bearings
- brakes
- steering & suspension
- tires
- tools & shop

MOTION PRO SUSPENSION TOOLS CONTINUED

- accessories
- body
- handlebar & grips
- cables & levers
- exhaust
- engine
- fuel & intake
- electrical & ignition
- clutch
- drive
- bearings
- brakes
- steering & suspension
- tires
- tools & shop

| MODEL | CC | FN. | YEAR | HEX AXLE TOOL ALUMINUM | HEX AXLE TOOL STEEL | DELUXE SUSPENSION BEARING TOOL | T-STEM SPANNER WRENCH | WHEEL BEARING RETAINER TOOL |
|----------------------------|------|-----|-------|------------------------|---------------------|--------------------------------|-----------------------|-----------------------------|
| HUSQVARNA CONTINUED | | | | | | | | |
| WR 250 | 0250 | | 03-05 | ---- | ---- | ---- | ---- | ---- |
| WR 250 | 0250 | | 07-08 | ---- | ---- | ---- | ---- | ---- |
| WR 250 | 0250 | | 09 | ---- | ---- | 142228 | ---- | ---- |
| WR 250 | 0250 | | 10-11 | ---- | ---- | ---- | ---- | ---- |
| WR 250 | 0250 | | 12 | ---- | ---- | ---- | ---- | ---- |
| TE 300 2-Stroke | 0300 | | 14-15 | ---- | ---- | ---- | ---- | ---- |
| WR 300 | 0300 | | 09 | ---- | ---- | 142228 | ---- | ---- |
| WR 300 | 0300 | | 10-11 | ---- | ---- | ---- | ---- | ---- |
| WR 300 | 0300 | | 12 | ---- | ---- | ---- | ---- | ---- |
| TXC 310/TXC 310R | 0310 | | 12 | ---- | ---- | ---- | ---- | ---- |
| FC 350 | 0350 | | 14 | ---- | ---- | 142228 | ---- | ---- |
| FC 350 | 0350 | | 15 | ---- | ---- | 142228 | ---- | ---- |
| FE 350 | 0350 | | 14-15 | ---- | ---- | 142228 | ---- | ---- |
| TC 449 | 0449 | | 11-12 | ---- | ---- | ---- | ---- | ---- |
| TXC 449 | 0449 | | 11 | ---- | ---- | ---- | ---- | ---- |
| TXC 449 | 0449 | 114 | 11 | ---- | ---- | ---- | ---- | 142202 |
| TXC 449 | 0449 | | 12 | ---- | ---- | ---- | ---- | ---- |
| FC 450 | 0450 | | 15 | ---- | ---- | 142228 | ---- | ---- |
| FE 450 | 0450 | | 14-15 | ---- | ---- | 142228 | ---- | ---- |
| TC 450 | 0450 | | 04-08 | ---- | ---- | ---- | ---- | ---- |
| TC 450 | 0450 | | 09 | ---- | ---- | 142228 | ---- | ---- |
| TC 450 | 0450 | | 10 | ---- | ---- | ---- | ---- | ---- |
| TE 450 | 0450 | | 04-08 | ---- | ---- | ---- | ---- | ---- |
| TE 450 | 0450 | | 09 | ---- | ---- | 142228 | ---- | ---- |
| TE 450 | 0450 | | 10 | ---- | ---- | ---- | ---- | ---- |
| TXC 450 | 0450 | | 08-09 | ---- | ---- | ---- | ---- | ---- |
| TXC 511 | 0477 | | 11 | ---- | ---- | ---- | ---- | ---- |
| TXC 511 | 0477 | 114 | 11 | ---- | ---- | ---- | ---- | 142202 |
| TXC 511 | 0477 | | 12 | ---- | ---- | ---- | ---- | ---- |
| FE 501 | 0510 | | 14-15 | ---- | ---- | 142228 | ---- | ---- |
| TC 510 | 0510 | | 05-08 | ---- | ---- | ---- | ---- | ---- |
| TC 510 | 0510 | | 09 | ---- | ---- | 142228 | ---- | ---- |
| TC 510 | 0510 | | 10 | ---- | ---- | ---- | ---- | ---- |
| TE 510 | 0510 | | 04-08 | ---- | ---- | ---- | ---- | ---- |
| TE 510 | 0510 | | 09 | ---- | ---- | 142228 | ---- | ---- |
| TE 510 | 0510 | | 10 | ---- | ---- | ---- | ---- | ---- |
| TE 510R | 0510 | | 04 | ---- | ---- | ---- | ---- | ---- |
| TXC 510 | 0510 | | 08-09 | ---- | ---- | ---- | ---- | ---- |
| TXC 510 | 0510 | | 10 | ---- | ---- | ---- | ---- | ---- |
| TE 570 | 0570 | | 02 | ---- | ---- | ---- | ---- | ---- |
| TE 570 | 0570 | | 04 | ---- | ---- | ---- | ---- | ---- |
| KAWASAKI | | | | | | | | |
| KX 60 | 0060 | | 83-88 | ---- | ---- | ---- | ---- | ---- |
| KX 60 | 0060 | | 90-03 | ---- | ---- | ---- | ---- | ---- |
| KX 65 | 0065 | | 03-04 | ---- | ---- | ---- | 142170 | ---- |
| KX 65 | 0065 | | 05 | ---- | ---- | ---- | ---- | ---- |
| KX 65 | 0065 | | 06-09 | ---- | ---- | ---- | 142170 | ---- |
| KX 65 | 0065 | | 10 | ---- | ---- | ---- | 142170 | ---- |
| KX 65 | 0065 | | 11-16 | ---- | ---- | ---- | 142170 | ---- |
| KX 80 | 0080 | | 98-00 | ---- | ---- | ---- | 142170 | ---- |

MOTION PRO SUSPENSION TOOLS CONTINUED

| MODEL | CC | FN. | YEAR | HEX AXLE TOOL ALUMINUM | HEX AXLE TOOL STEEL | DELUXE SUSPENSION BEARING TOOL | T-STEM SPANNER WRENCH | WHEEL BEARING RETAINER TOOL |
|---------------------------|------|-----|-------|------------------------|---------------------|--------------------------------|-----------------------|-----------------------------|
| KAWASAKI CONTINUED | | | | | | | | |
| KX 85 | 0085 | | 01-02 | ---- | ---- | ---- | ---- | ---- |
| KX 85 | 0085 | | 03-16 | ---- | ---- | ---- | 142170 | ---- |
| KX 100 | 0100 | | 03-09 | ---- | ---- | ---- | 142170 | ---- |
| KX 100 | 0100 | | 11-16 | ---- | ---- | ---- | 142170 | ---- |
| KLX 110 | 0110 | | 02-16 | ---- | ---- | ---- | ---- | ---- |
| KX 125 | 0125 | | 86-87 | ---- | ---- | ---- | ---- | ---- |
| KX 125 | 0125 | | 88-90 | ---- | ---- | ---- | ---- | ---- |
| KX 125 | 0125 | | 91-95 | ---- | ---- | ---- | ---- | ---- |
| KX 125 | 0125 | | 96-98 | 678355 | 678397 | ---- | ---- | ---- |
| KX 125 | 0125 | | 99-01 | 678355 | 678397 | ---- | ---- | ---- |
| KX 125 | 0125 | | 02-05 | 678355 | 678397 | ---- | ---- | ---- |
| KLX 140A | 0140 | | 08-16 | ---- | ---- | ---- | ---- | ---- |
| KLX 140B | 0140 | | 08-16 | ---- | ---- | ---- | ---- | ---- |
| KDX 200 | 0200 | | 86-96 | ---- | ---- | ---- | ---- | ---- |
| KDX 200 | 0200 | | 97-06 | ---- | ---- | ---- | 142170 | ---- |
| KDX 220R | 0220 | | 97-05 | ---- | ---- | ---- | 142170 | ---- |
| KDX 250 | 0250 | | 91-94 | ---- | ---- | ---- | ---- | ---- |
| KLX 250T/KLX 250S | 0250 | | 09-14 | ---- | ---- | ---- | ---- | ---- |
| KX 250 | 0250 | | 86-87 | ---- | ---- | ---- | ---- | ---- |
| KX 250 | 0250 | | 88-90 | ---- | ---- | ---- | ---- | ---- |
| KX 250 | 0250 | | 91-96 | ---- | ---- | ---- | ---- | ---- |
| KX 250 | 0250 | | 97 | ---- | ---- | ---- | ---- | ---- |
| KX 250 | 0250 | | 98 | ---- | ---- | ---- | ---- | ---- |
| KX 250 | 0250 | | 99 | ---- | ---- | ---- | ---- | ---- |
| KX 250 | 0250 | | 00-01 | 678355 | 678397 | ---- | ---- | ---- |
| KX 250 | 0250 | | 02 | 678355 | 678397 | ---- | ---- | ---- |
| KX 250 | 0250 | | 03-04 | 678355 | 678397 | ---- | ---- | ---- |
| KX 250 | 0250 | | 05 | 678355 | 678397 | ---- | ---- | ---- |
| KX 250 | 0250 | | 06 | 678355 | 678397 | ---- | ---- | ---- |
| KX 250 | 0250 | | 07 | 678355 | 678397 | ---- | ---- | ---- |
| KX 250F | 0250 | | 04 | 678355 | 678397 | 142228 | ---- | ---- |
| KX 250F | 0250 | | 05 | 678355 | 678397 | 142228 | ---- | ---- |
| KX 250F | 0250 | | 06-09 | 678355 | 678397 | 142228 | ---- | ---- |
| KX 250F | 0250 | | 10 | ---- | ---- | 142228 | ---- | ---- |
| KX 250F | 0250 | | 11 | ---- | ---- | ---- | ---- | ---- |
| KX 250F | 0250 | | 12 | ---- | ---- | ---- | ---- | ---- |
| KX 250F | 0250 | | 13 | ---- | ---- | ---- | ---- | ---- |
| KX 250F | 0250 | | 14 | ---- | ---- | ---- | ---- | ---- |
| KX 250F | 0250 | | 15-16 | ---- | ---- | ---- | ---- | ---- |
| KLX 300A/KLX 300R | 0300 | | 97-07 | ---- | ---- | ---- | ---- | ---- |
| KLX 400B/KLX 400R | 0400 | | 03 | ---- | ---- | ---- | ---- | ---- |
| KLX 450A/KLX 450R | 0450 | | 08-09 | 678355 | 678397 | ---- | ---- | ---- |
| KLX 450AA (Australian) | 0450 | 123 | 12 | 678355 | 678397 | ---- | ---- | ---- |
| KLX 450AA (Australian) | 0450 | 123 | 13 | 678355 | 678397 | ---- | ---- | ---- |
| KX 450F | 0450 | | 06-07 | 678355 | 678397 | 142228 | ---- | ---- |
| KX 450F | 0450 | | 08 | 678355 | 678397 | 142228 | ---- | ---- |
| KX 450F | 0450 | | 09-12 | 678355 | 678397 | 142228 | ---- | ---- |
| KX 450F | 0450 | | 13-14 | 678355 | 678397 | 142228 | ---- | ---- |
| KX 450F | 0450 | | 15-16 | 678355 | 678397 | 142228 | ---- | ---- |
| KX 450F | 0450 | 156 | 15-16 | ---- | ---- | ---- | ---- | ---- |
| KX 500 | 0500 | | 86-87 | ---- | ---- | ---- | ---- | ---- |

- accessories
- body
- handlebar & grips
- cables & levers
- exhaust
- engine
- fuel & intake
- electrical & ignition
- clutch
- drive
- bearings
- brakes
- steering & suspension
- tires
- tools & shop

MOTION PRO SUSPENSION TOOLS CONTINUED

| MODEL | CC | FN. | YEAR | HEX AXLE TOOL ALUMINUM | HEX AXLE TOOL STEEL | DELUXE SUSPENSION BEARING TOOL | T-STEM SPANNER WRENCH | WHEEL BEARING RETAINER TOOL |
|---------------------------|------|-----|-------|------------------------|---------------------|--------------------------------|-----------------------|-----------------------------|
| KAWASAKI CONTINUED | | | | | | | | |
| KX 500 | 0500 | | 88-90 | ---- | ---- | ---- | ---- | ---- |
| KX 500 | 0500 | | 91-96 | ---- | ---- | ---- | ---- | ---- |
| KX 500 | 0500 | | 97-04 | ---- | ---- | ---- | 142170 | ---- |
| KL 650A/KLR 650 | 0650 | | 93-07 | ---- | ---- | ---- | ---- | ---- |
| KL 650E/KLR 650 | 0650 | | 08-15 | ---- | ---- | ---- | ---- | ---- |
| KLX 650A | 0650 | | 93 | ---- | ---- | ---- | ---- | ---- |
| KLX 650C/KLX 650R | 0650 | | 93-96 | ---- | ---- | ---- | ---- | ---- |
| KLX 650D/650R | 0650 | | 96 | ---- | ---- | ---- | ---- | ---- |
| KTM | | | | | | | | |
| 50 SXR Pro Junior | 0050 | | 98-00 | ---- | ---- | ---- | ---- | ---- |
| 65 SX | 0065 | | 02-13 | ---- | ---- | ---- | ---- | ---- |
| 85 SX | 0085 | | 04-11 | ---- | ---- | ---- | ---- | ---- |
| 85 SX | 0085 | | 12 | ---- | ---- | ---- | ---- | ---- |
| 105 SX | 0105 | | 04 | ---- | ---- | ---- | ---- | ---- |
| 105 SX | 0105 | | 06-11 | ---- | ---- | ---- | ---- | ---- |
| 125 EXC | 0125 | | 98-99 | 142344 | ---- | 142228 | ---- | ---- |
| 125 EXC | 0125 | | 00-02 | 142344 | ---- | 142228 | ---- | ---- |
| 125 EXC | 0125 | | 03-05 | 142344 | ---- | 142228 | ---- | ---- |
| 125 SX | 0125 | | 98 | 142344 | ---- | 142228 | ---- | ---- |
| 125 SX | 0125 | | 99 | 142344 | ---- | 142228 | ---- | ---- |
| 125 SX | 0125 | | 00 | 142344 | ---- | 142228 | ---- | ---- |
| 125 SX | 0125 | | 01 | 142344 | ---- | 142228 | ---- | ---- |
| 125 SX | 0125 | | 02-06 | 142344 | ---- | 142228 | ---- | ---- |
| 125 SX | 0125 | | 07-09 | 142344 | ---- | 142228 | ---- | ---- |
| 125 SX | 0125 | | 11 | 142344 | ---- | 142228 | ---- | ---- |
| 125 SX | 0125 | | 12 | ---- | ---- | 142228 | ---- | ---- |
| 125 SX | 0125 | | 13-14 | ---- | ---- | 142228 | ---- | ---- |
| 125 SX | 0125 | | 15 | ---- | ---- | 142228 | ---- | ---- |
| 144 SX | 0144 | | 07-08 | 142344 | ---- | 142228 | ---- | ---- |
| 150 SX | 0150 | | 09-10 | 142344 | ---- | 142228 | ---- | ---- |
| 150 SX | 0150 | | 11 | 142344 | ---- | 142228 | ---- | ---- |
| 150 SX | 0150 | | 12 | ---- | ---- | 142228 | ---- | ---- |
| 150 SX | 0150 | | 13-14 | ---- | ---- | 142228 | ---- | ---- |
| 150 SX | 0150 | | 15 | ---- | ---- | 142228 | ---- | ---- |
| 150 XC | 0150 | | 10 | 142344 | ---- | 142228 | ---- | ---- |
| 150 XC | 0150 | | 11 | 142344 | ---- | 142228 | ---- | ---- |
| 150 XC | 0150 | | 12 | ---- | ---- | 142228 | ---- | ---- |
| 150 XC | 0150 | | 13 | ---- | ---- | 142228 | ---- | ---- |
| 150 XC | 0150 | | 14 | ---- | ---- | 142228 | ---- | ---- |
| 200 EXC | 0200 | | 98-99 | 142344 | ---- | 142228 | ---- | ---- |
| 200 EXC | 0200 | | 00-02 | 142344 | ---- | 142228 | ---- | ---- |
| 200 EXC | 0200 | | 03-05 | 142344 | ---- | 142228 | ---- | ---- |
| 200 MXC | 0200 | | 98-99 | 142344 | ---- | 142228 | ---- | ---- |
| 200 MXC | 0200 | | 00-02 | 142344 | ---- | 142228 | ---- | ---- |
| 200 MXC | 0200 | | 03-05 | 142344 | ---- | 142228 | ---- | ---- |
| 200 SX | 0200 | | 01-02 | ---- | ---- | ---- | ---- | ---- |
| 200 SX | 0200 | | 03-04 | 142344 | ---- | 142228 | ---- | ---- |
| 200 XC | 0200 | | 06-07 | 142344 | ---- | 142228 | ---- | ---- |
| 200 XC | 0200 | | 08-09 | 142344 | ---- | 142228 | ---- | ---- |
| 200 XCW | 0200 | | 08 | 142344 | ---- | 142228 | ---- | ---- |

MOTION PRO SUSPENSION TOOLS CONTINUED

| MODEL | CC | FN. | YEAR | HEX AXLE TOOL ALUMINUM | HEX AXLE TOOL STEEL | DELUXE SUSPENSION BEARING TOOL | T-STEM SPANNER WRENCH | WHEEL BEARING RETAINER TOOL |
|----------------------------|------|-----|-------|------------------------|---------------------|--------------------------------|-----------------------|-----------------------------|
| KTM CONTINUED | | | | | | | | |
| 200 XCW | 0200 | | 09 | 142344 | ---- | 142228 | ---- | ---- |
| 200 XCW | 0200 | | 10-11 | 142344 | ---- | 142228 | ---- | ---- |
| 200 XCW | 0200 | | 12 | 142344 | ---- | 142228 | ---- | ---- |
| 200 XCW | 0200 | | 13-16 | 142344 | ---- | 142228 | ---- | ---- |
| 250 EXC | 0250 | | 98-99 | 142344 | ---- | 142228 | ---- | ---- |
| 250 EXC | 0250 | | 00-02 | 142344 | ---- | 142228 | ---- | ---- |
| 250 EXC | 0250 | | 03-05 | 142344 | ---- | 142228 | ---- | ---- |
| 250 EXCG | 0250 | | 02 | 142344 | ---- | 142228 | ---- | ---- |
| 250 EXCG | 0250 | | 03-05 | 142344 | ---- | 142228 | ---- | ---- |
| 250 FR (FREERIDE) | 0250 | | 14 | ---- | ---- | ---- | ---- | ---- |
| 250 MXC | 0250 | | 98-99 | 142344 | ---- | 142228 | ---- | ---- |
| 250 MXC | 0250 | | 00-02 | 142344 | ---- | 142228 | ---- | ---- |
| 250 SX | 0250 | | 98-99 | 142344 | ---- | 142228 | ---- | ---- |
| 250 SX | 0250 | | 00 | 142344 | ---- | 142228 | ---- | ---- |
| 250 SX | 0250 | | 01 | 142344 | ---- | 142228 | ---- | ---- |
| 250 SX | 0250 | | 02-06 | 142344 | ---- | 142228 | ---- | ---- |
| 250 SX | 0250 | | 07-10 | 142344 | ---- | 142228 | ---- | ---- |
| 250 SX | 0250 | | 11 | 142344 | ---- | 142228 | ---- | ---- |
| 250 SX | 0250 | | 12-14 | ---- | ---- | 142228 | ---- | ---- |
| 250 SX | 0250 | | 15 | ---- | ---- | 142228 | ---- | ---- |
| 250 SXF | 0250 | | 05 | 142344 | ---- | ---- | ---- | ---- |
| 250 SXF | 0250 | | 06 | 142344 | ---- | 142228 | ---- | ---- |
| 250 SXF | 0250 | | 07-10 | 142344 | ---- | 142228 | ---- | ---- |
| 250 SXF | 0250 | | 11 | ---- | ---- | 142228 | ---- | ---- |
| 250 SXF | 0250 | | 12 | ---- | ---- | 142228 | ---- | ---- |
| 250 SXF | 0250 | | 13 | ---- | ---- | 142228 | ---- | ---- |
| 250 SXF | 0250 | | 14 | ---- | ---- | 142228 | ---- | ---- |
| 250 SXF | 0250 | | 15 | ---- | ---- | 142228 | ---- | ---- |
| 250 XC 2T E-Start | 0250 | | 06-07 | 142344 | ---- | 142228 | ---- | ---- |
| 250 XC 2T E-Start | 0250 | | 08-10 | 142344 | ---- | 142228 | ---- | ---- |
| 250 XC 2T E-Start | 0250 | | 11 | 142344 | ---- | 142228 | ---- | ---- |
| 250 XC 2T E-Start | 0250 | | 12 | ---- | ---- | 142228 | ---- | ---- |
| 250 XC 2T E-Start | 0250 | | 13 | ---- | ---- | 142228 | ---- | ---- |
| 250 XC 2T E-Start | 0250 | | 14-15 | ---- | ---- | 142228 | ---- | ---- |
| 250 XCF | 0250 | | 07 | 142344 | ---- | 142228 | ---- | ---- |
| 250 XCF | 0250 | | 08-09 | 142344 | ---- | 142228 | ---- | ---- |
| 250 XCF | 0250 | | 11-12 | ---- | ---- | 142228 | ---- | ---- |
| 250 XCF | 0250 | | 13 | ---- | ---- | 142228 | ---- | ---- |
| 250 XCF | 0250 | | 14-15 | ---- | ---- | 142228 | ---- | ---- |
| 250 XCFW | 0250 | | 07 | 142344 | ---- | 142228 | ---- | ---- |
| 250 XCFW | 0250 | | 08-09 | 142344 | ---- | 142228 | ---- | ---- |
| 250 XCFW | 0250 | | 12 | 142344 | ---- | 142228 | ---- | ---- |
| 250 XCFW | 0250 | | 13-15 | 142344 | ---- | 142228 | ---- | ---- |
| 250 XCFW Champions Edition | 0250 | | 10 | 142344 | ---- | 142228 | ---- | ---- |
| 250 XCFW Six Days | 0250 | | 11 | 142344 | ---- | 142228 | ---- | ---- |
| 250 XCW | 0250 | | 06-07 | 142344 | ---- | 142228 | ---- | ---- |
| 250 XCW | 0250 | | 08-11 | 142344 | ---- | 142228 | ---- | ---- |
| 250 XCW | 0250 | | 12 | ---- | ---- | 142228 | ---- | ---- |
| 250 XCW | 0250 | | 13-15 | 142344 | ---- | 142228 | ---- | ---- |
| 300 EXC | 0300 | | 98-99 | 142344 | ---- | 142228 | ---- | ---- |

- accessories
- body
- handlebar & grips
- cables & levers
- exhaust
- engine
- fuel & intake
- electrical & ignition
- clutch
- drive
- bearings
- brakes
- steering & suspension
- tires

tools & shop

MOTION PRO SUSPENSION TOOLS CONTINUED

| | MODEL | CC | FN. | YEAR | HEX AXLE TOOL ALUMINUM | HEX AXLE TOOL STEEL | DELUXE SUSPENSION BEARING TOOL | T-STEM SPANNER WRENCH | WHEEL BEARING RETAINER TOOL |
|----------------------|-------------------|------|-----|-------|------------------------|---------------------|--------------------------------|-----------------------|-----------------------------|
| KTM CONTINUED | | | | | | | | | |
| | 300 EXC | 0300 | | 00-02 | 142344 | ---- | 142228 | ---- | ---- |
| | 300 EXC | 0300 | | 03-05 | 142344 | ---- | 142228 | ---- | ---- |
| | 300 MXC | 0300 | | 98-99 | 142344 | ---- | 142228 | ---- | ---- |
| | 300 MXC | 0300 | | 00-02 | 142344 | ---- | 142228 | ---- | ---- |
| | 300 MXC | 0300 | | 03-05 | 142344 | ---- | 142228 | ---- | ---- |
| | 300 XC | 0300 | | 06-07 | 142344 | ---- | 142228 | ---- | ---- |
| | 300 XC | 0300 | | 08-10 | 142344 | ---- | 142228 | ---- | ---- |
| | 300 XC | 0300 | | 11 | 142344 | ---- | 142228 | ---- | ---- |
| | 300 XC | 0300 | | 12-13 | ---- | ---- | 142228 | ---- | ---- |
| | 300 XC | 0300 | | 14-15 | ---- | ---- | 142228 | ---- | ---- |
| | 300 XCW | 0300 | | 06-07 | 142344 | ---- | 142228 | ---- | ---- |
| | 300 XCW | 0300 | | 08-11 | 142344 | ---- | 142228 | ---- | ---- |
| | 300 XCW | 0300 | | 12 | ---- | ---- | 142228 | ---- | ---- |
| | 300 XCW | 0300 | | 13-15 | 142344 | ---- | 142228 | ---- | ---- |
| | 300 XCWS Six Days | 0300 | | 14-15 | 142344 | ---- | 142228 | ---- | ---- |
| | 350 EXCF | 0350 | | 12 | 142344 | ---- | 142228 | ---- | ---- |
| | 350 EXCF | 0350 | | 13-15 | 142344 | ---- | 142228 | ---- | ---- |
| | 350 SXF FI | 0350 | | 11 | ---- | ---- | 142228 | ---- | ---- |
| | 350 SXF FI | 0350 | | 12-14 | ---- | ---- | 142228 | ---- | ---- |
| | 350 SXF FI | 0350 | | 15 | ---- | ---- | 142228 | ---- | ---- |
| | 350 XCF | 0350 | | 11 | ---- | ---- | 142228 | ---- | ---- |
| | 350 XCF | 0350 | | 12-13 | ---- | ---- | 142228 | ---- | ---- |
| | 350 XCF | 0350 | | 14-15 | ---- | ---- | 142228 | ---- | ---- |
| | 350 XCFW | 0350 | | 12-16 | 142344 | ---- | 142228 | ---- | ---- |
| | 350 XCFW Six Days | 0350 | | 15 | 142344 | ---- | 142228 | ---- | ---- |
| | 380 EXC | 0380 | | 98-99 | 142344 | ---- | 142228 | ---- | ---- |
| | 380 EXC | 0380 | | 00-02 | 142344 | ---- | 142228 | ---- | ---- |
| | 380 MXC | 0380 | | 98-99 | 142344 | ---- | 142228 | ---- | ---- |
| | 380 MXC | 0380 | | 00-02 | 142344 | ---- | 142228 | ---- | ---- |
| | 380 SX | 0380 | | 98-99 | 142344 | ---- | 142228 | ---- | ---- |
| | 380 SX | 0380 | | 00 | 142344 | ---- | 142228 | ---- | ---- |
| | 380 SX | 0380 | | 01 | 142344 | ---- | 142228 | ---- | ---- |
| | 380 SX | 0380 | | 02 | 142344 | ---- | 142228 | ---- | ---- |
| | 400 EXC | 0400 | | 98 | 142344 | ---- | 142228 | ---- | ---- |
| | 400 EXC | 0400 | | 99 | 142344 | ---- | 142228 | ---- | ---- |
| | 400 EXC | 0400 | | 00 | 142344 | ---- | ---- | ---- | ---- |
| | 400 EXC | 0400 | | 01-02 | 142344 | ---- | 142228 | ---- | ---- |
| | 400 EXCG | 0400 | | 00 | ---- | ---- | 142228 | ---- | ---- |
| | 400 EXCG | 0400 | | 04 | 142344 | ---- | 142228 | ---- | ---- |
| | 400 EXCG | 0400 | | 06 | 142344 | ---- | 142228 | ---- | ---- |
| | 400 MXC | 0400 | | 99-02 | 142344 | ---- | 142228 | ---- | ---- |
| | 400 SX | 0400 | | 98 | 142344 | ---- | 142228 | ---- | ---- |
| | 400 SX | 0400 | | 00 | 142344 | ---- | 142228 | ---- | ---- |
| | 400 SX | 0400 | | 01 | 142344 | ---- | 142228 | ---- | ---- |
| | 400 SX | 0400 | | 02 | 142344 | ---- | 142228 | ---- | ---- |
| | 400 SXC | 0400 | | 99-00 | 142344 | ---- | 142228 | ---- | ---- |
| | 400 SXC | 0400 | | 01 | ---- | ---- | ---- | ---- | ---- |
| | 400 SXC | 0400 | | 02 | 142344 | ---- | 142228 | ---- | ---- |
| | 400 XCW | 0400 | | 07 | 142344 | ---- | 142228 | ---- | ---- |
| | 400 XCW | 0400 | | 09-10 | 142344 | ---- | 142228 | ---- | ---- |
| | 450 EXCG | 0450 | | 03-06 | 142344 | ---- | 142228 | ---- | ---- |

MOTION PRO SUSPENSION TOOLS CONTINUED

| MODEL | CC | FN. | YEAR | HEX AXLE TOOL ALUMINUM | HEX AXLE TOOL STEEL | DELUXE SUSPENSION BEARING TOOL | T-STEM SPANNER WRENCH | WHEEL BEARING RETAINER TOOL |
|---------------------------------|------|-----|-------|------------------------|---------------------|--------------------------------|-----------------------|-----------------------------|
| KTM CONTINUED | | | | | | | | |
| 450 EXCR | 0450 | | 07-11 | 142344 | ---- | 142228 | ---- | ---- |
| 450 MXCG | 0450 | | 03-05 | 142344 | ---- | 142228 | ---- | ---- |
| 450 SXF | 0450 | | 03-06 | 142344 | ---- | 142228 | ---- | ---- |
| 450 SXF | 0450 | | 07-10 | 142344 | ---- | 142228 | ---- | ---- |
| 450 SXF | 0450 | | 11 | ---- | ---- | 142228 | ---- | ---- |
| 450 SXF | 0450 | | 12-14 | ---- | ---- | 142228 | ---- | ---- |
| 450 SXF | 0450 | | 15 | ---- | ---- | 142228 | ---- | ---- |
| 450 SXF FI Factory Edition | 0450 | | 12-13 | ---- | ---- | 142228 | ---- | ---- |
| 450 SXF FI Factory Edition | 0450 | | 14 | ---- | ---- | 142228 | ---- | ---- |
| 450 XCF | 0450 | | 06-07 | 142344 | ---- | 142228 | ---- | ---- |
| 450 XCF | 0450 | | 08-09 | 142344 | ---- | 142228 | ---- | ---- |
| 450 XCF | 0450 | | 13 | ---- | ---- | 142228 | ---- | ---- |
| 450 XCF | 0450 | | 14-15 | ---- | ---- | 142228 | ---- | ---- |
| 450 XCFW Champions Edition | 0450 | | 10 | 142344 | ---- | 142228 | ---- | ---- |
| 450 XCRW | 0450 | | 08 | 142344 | ---- | 142228 | ---- | ---- |
| 450 XCW | 0450 | | 06-09 | 142344 | ---- | 142228 | ---- | ---- |
| 450 XCW | 0450 | | 12-15 | 142344 | ---- | 142228 | ---- | ---- |
| 450 XCWSD | 0450 | | 10-11 | 142344 | ---- | 142228 | ---- | ---- |
| 500 EXC | 0500 | | 12-14 | 142344 | ---- | 142228 | ---- | ---- |
| 500 EXC | 0500 | | 15 | 142344 | ---- | 142228 | ---- | ---- |
| 500 XCW | 0500 | | 12-15 | 142344 | ---- | 142228 | ---- | ---- |
| 505 SXF | 0505 | | 08 | 142344 | ---- | 142228 | ---- | ---- |
| 505 XCF | 0505 | | 08-09 | 142344 | ---- | 142228 | ---- | ---- |
| 520 EXC | 0520 | | 00-02 | 142344 | ---- | 142228 | ---- | ---- |
| 520 MXC | 0520 | | 00-02 | 142344 | ---- | 142228 | ---- | ---- |
| 520 SX | 0520 | | 00 | 142344 | ---- | 142228 | ---- | ---- |
| 520 SX | 0520 | | 01 | 142344 | ---- | 142228 | ---- | ---- |
| 520 SX | 0520 | | 02 | 142344 | ---- | 142228 | ---- | ---- |
| 525 EXC | 0525 | | 03-07 | 142344 | ---- | 142228 | ---- | ---- |
| 525 MXCG | 0525 | | 03-05 | 142344 | ---- | 142228 | ---- | ---- |
| 525 SX | 0525 | | 03-06 | 142344 | ---- | 142228 | ---- | ---- |
| 525 XC | 0525 | | 07 | 142344 | ---- | 142228 | ---- | ---- |
| 525 XCG | 0525 | | 06 | 142344 | ---- | 142228 | ---- | ---- |
| 525 XCW | 0525 | | 07 | 142344 | ---- | 142228 | ---- | ---- |
| 530 EXC | 0530 | | 09-10 | 142344 | ---- | 142228 | ---- | ---- |
| 530 EXC | 0530 | | 11 | 142344 | ---- | 142228 | ---- | ---- |
| 530 EXC Champions Edition | 0530 | | 10 | 142344 | ---- | 142228 | ---- | ---- |
| 530 EXC Champions Edition | 0530 | | 11 | ---- | ---- | ---- | ---- | ---- |
| 530 EXCR | 0530 | | 08 | 142344 | ---- | 142228 | ---- | ---- |
| 530 XCRW | 0530 | | 08 | 142344 | ---- | 142228 | ---- | ---- |
| 530 XCW | 0530 | | 09 | 142344 | ---- | 142228 | ---- | ---- |
| 530 XCW Six Days | 0530 | | 10-11 | 142344 | ---- | 142228 | ---- | ---- |
| 560 SMR | 0560 | | 06-07 | 142344 | ---- | ---- | ---- | ---- |
| 640 LC4 Adventure | 0640 | | 03-04 | ---- | ---- | ---- | ---- | ---- |
| 640 LC4 Adventure | 0640 | | 05-07 | ---- | ---- | ---- | ---- | ---- |
| 640 LC4E | 0640 | | 04-07 | ---- | ---- | ---- | ---- | ---- |
| 660 Rally Factory Replica (RFR) | 0660 | | 07 | ---- | ---- | ---- | ---- | ---- |
| 690 Enduro | 0690 | | 08-12 | ---- | ---- | 142228 | ---- | ---- |

- accessories
- body
- handlebar & grips
- cables & levers
- exhaust
- engine
- fuel & intake
- electrical & ignition
- clutch
- drive
- bearings
- brakes
- steering & suspension
- tires
- tools & shop

MOTION PRO SUSPENSION TOOLS CONTINUED

| MODEL | CC | FN. | YEAR | HEX AXLE TOOL ALUMINUM | HEX AXLE TOOL STEEL | DELUXE SUSPENSION BEARING TOOL | T-STEM SPANNER WRENCH | WHEEL BEARING RETAINER TOOL |
|---------------------------------|------|-----|-------|------------------------|---------------------|--------------------------------|-----------------------|-----------------------------|
| KTM CONTINUED | | | | | | | | |
| 690 Enduro | 0690 | | 13-14 | ---- | ---- | ---- | ---- | ---- |
| 690 Rally Factory Replica (RFR) | 0690 | | 07-09 | ---- | ---- | ---- | ---- | ---- |
| 950 Adventure | 0950 | | 03 | ---- | ---- | ---- | ---- | ---- |
| 950 Adventure | 0950 | | 04-06 | ---- | ---- | ---- | ---- | ---- |
| 950 Super EnduroR | 0950 | | 07-09 | ---- | ---- | ---- | ---- | ---- |
| 990 Adventure | 0990 | | 07-09 | ---- | ---- | ---- | ---- | ---- |
| 990 Adventure | 0990 | | 10-11 | ---- | ---- | ---- | ---- | ---- |
| 990 Adventure Baja | 0990 | | 13 | ---- | ---- | ---- | ---- | ---- |
| 990 Adventure R | 0990 | | 09 | ---- | ---- | ---- | ---- | ---- |
| 990 Adventure R | 0990 | | 10-12 | ---- | ---- | ---- | ---- | ---- |
| SUZUKI | | | | | | | | |
| RM 65 | 0065 | | 03 | ---- | ---- | ---- | 142170 | ---- |
| RM 80 | 0080 | | 89-01 | ---- | ---- | ---- | 142170 | ---- |
| RM 85 | 0085 | | 02-10 | ---- | ---- | ---- | 142170 | ---- |
| RM 85 | 0085 | | 12 | ---- | ---- | ---- | 142170 | ---- |
| RM 85 | 0085 | | 15 | ---- | ---- | ---- | 142170 | ---- |
| RM 85L | 0085 | | 03 | ---- | ---- | ---- | 142170 | ---- |
| RM 85L | 0085 | | 06 | ---- | ---- | ---- | 142170 | ---- |
| RM 100 | 0100 | | 03 | ---- | ---- | ---- | 142170 | ---- |
| RM 125 | 0125 | | 96-97 | ---- | ---- | ---- | ---- | ---- |
| RM 125 | 0125 | | 98-99 | ---- | ---- | ---- | ---- | ---- |
| RM 125 | 0125 | | 00 | 678355 | 678397 | ---- | ---- | ---- |
| RM 125 | 0125 | 121 | 00-08 | ---- | ---- | ---- | ---- | 144152 |
| RM 125 | 0125 | | 01-02 | 678355 | 678397 | ---- | ---- | ---- |
| RM 125 | 0125 | | 03-07 | 678355 | 678397 | ---- | ---- | ---- |
| RM 125 | 0125 | | 08 | ---- | 678397 | ---- | ---- | ---- |
| RM 125 | 0125 | 075 | 08 | ---- | 678397 | ---- | ---- | ---- |
| DRZ 250 | 0250 | | 01-07 | ---- | ---- | ---- | ---- | ---- |
| RM 250 | 0250 | | 96-97 | ---- | ---- | ---- | ---- | ---- |
| RM 250 | 0250 | | 98-99 | ---- | ---- | ---- | ---- | ---- |
| RM 250 | 0250 | | 00 | 678355 | 678397 | ---- | ---- | ---- |
| RM 250 | 0250 | 121 | 00-08 | ---- | ---- | ---- | ---- | 144152 |
| RM 250 | 0250 | | 01-03 | 678355 | 678397 | ---- | ---- | ---- |
| RM 250 | 0250 | | 04-05 | 678355 | 678397 | ---- | ---- | ---- |
| RM 250 | 0250 | | 06 | 678355 | 678397 | ---- | ---- | ---- |
| RM 250 | 0250 | | 07-08 | 678355 | 678397 | ---- | ---- | ---- |
| RMZ 250 | 0250 | | 04 | 678355 | 678397 | ---- | ---- | ---- |
| RMZ 250 | 0250 | | 05 | 678355 | 678397 | 142228 | ---- | ---- |
| RMZ 250 | 0250 | | 06 | 678355 | 678397 | 142228 | ---- | ---- |
| RMZ 250 | 0250 | | 07-10 | 678355 | 678397 | 142228 | ---- | ---- |
| RMZ 250 | 0250 | 121 | 07-16 | ---- | ---- | ---- | ---- | 144152 |
| RMZ 250 | 0250 | | 11-12 | 678355 | 678397 | 142228 | ---- | ---- |
| RMZ 250 | 0250 | | 13-15 | 678355 | 678397 | 142228 | ---- | ---- |
| RMZ 250 | 0250 | | 16 | ---- | ---- | 142228 | ---- | ---- |
| DRZ 400E | 0400 | | 00-07 | 678355 | 678397 | ---- | ---- | ---- |
| DRZ 400K | 0400 | | 01 | 678355 | 678397 | ---- | ---- | ---- |
| DRZ 400K | 0400 | | 02 | 678355 | 678397 | ---- | ---- | ---- |
| DRZ 400K | 0400 | | 03 | 678355 | 678397 | ---- | ---- | ---- |
| DRZ 400K | 0400 | | 04 | 678355 | 678397 | ---- | ---- | ---- |

MOTION PRO SUSPENSION TOOLS CONTINUED

| MODEL | CC | FN. | YEAR | HEX AXLE TOOL ALUMINUM | HEX AXLE TOOL STEEL | DELUXE SUSPENSION BEARING TOOL | T-STEM SPANNER WRENCH | WHEEL BEARING RETAINER TOOL |
|-----------------------------|------|-----|-------|------------------------|---------------------|--------------------------------|-----------------------|-----------------------------|
| SUZUKI CONTINUED | | | | | | | | |
| DRZ 400S | 0400 | | 00-01 | 678355 | 678397 | ---- | ---- | ---- |
| DRZ 400S | 0400 | | 02-09 | 678355 | 678397 | ---- | ---- | ---- |
| DRZ 400S | 0400 | | 11 | 678355 | 678397 | ---- | ---- | ---- |
| DRZ 400S | 0400 | | 12-15 | 678355 | 678397 | ---- | ---- | ---- |
| DRZ 400Y | 0400 | | 00 | 678355 | 678397 | ---- | ---- | ---- |
| RMX 450 Enduro X-Country | 0450 | | 10-11 | 678355 | 678397 | 142228 | ---- | ---- |
| RMZ 450 | 0450 | | 05-06 | 678355 | 678397 | 142228 | ---- | ---- |
| RMZ 450 | 0450 | 121 | 05-12 | ---- | ---- | ---- | ---- | 144152 |
| RMZ 450 | 0450 | | 07-12 | 678355 | 678397 | 142228 | ---- | ---- |
| RMZ 450 | 0450 | | 13-14 | 678355 | 678397 | 142228 | ---- | 144152 |
| RMZ 450 | 0450 | | 15-16 | 678355 | 678397 | 142228 | ---- | 144152 |
| RMZ 450 | 0450 | 156 | 15-16 | ---- | ---- | ---- | ---- | ---- |
| DL 650 V-Strom | 0650 | | 04-09 | ---- | ---- | ---- | ---- | ---- |
| DL 1000 V-Strom | 1000 | | 02-09 | ---- | 678397 | ---- | ---- | ---- |
| YAMAHA | | | | | | | | |
| YZ 80 | 0080 | | 93-01 | ---- | ---- | ---- | ---- | ---- |
| YZ 85 | 0085 | | 02-15 | ---- | ---- | ---- | ---- | ---- |
| TTR 125L (Front Disc Brake) | 0125 | | 00-09 | ---- | ---- | ---- | ---- | ---- |
| TTR 125L (Front Disc Brake) | 0125 | | 11-15 | ---- | ---- | ---- | ---- | ---- |
| YZ 125 | 0125 | | 91-94 | ---- | ---- | ---- | ---- | ---- |
| YZ 125 | 0125 | | 95-97 | ---- | ---- | 142228 | ---- | ---- |
| YZ 125 | 0125 | | 98 | ---- | ---- | 142228 | ---- | ---- |
| YZ 125 | 0125 | | 99-01 | 678355 | 678397 | 142228 | 142170 | ---- |
| YZ 125 | 0125 | 121 | 99-15 | ---- | ---- | ---- | ---- | 144152 |
| YZ 125 | 0125 | | 02-03 | 678355 | 678397 | 142228 | 142170 | ---- |
| YZ 125 | 0125 | | 04 | 678355 | 678397 | 142228 | 142170 | ---- |
| YZ 125 | 0125 | | 05 | 678355 | 678397 | 142228 | 142170 | ---- |
| YZ 125 | 0125 | | 06-08 | 678355 | 678397 | 142228 | ---- | ---- |
| YZ 125 | 0125 | | 09-15 | 678355 | ---- | ---- | ---- | ---- |
| WR 200 | 0200 | | 92 | ---- | ---- | ---- | ---- | ---- |
| WR 200 | 0200 | | 93 | ---- | ---- | ---- | ---- | ---- |
| XT 225 | 0225 | | 01-07 | ---- | ---- | ---- | ---- | ---- |
| TTR 230 | 0230 | | 05-09 | ---- | ---- | ---- | ---- | ---- |
| TTR 230 | 0230 | | 11-15 | ---- | ---- | ---- | ---- | ---- |
| TTR 250 | 0250 | | 99-06 | ---- | ---- | ---- | ---- | ---- |
| TTR 250 | 0250 | | 07 | ---- | ---- | ---- | ---- | ---- |
| WR 250 | 0250 | | 89-90 | ---- | ---- | ---- | ---- | ---- |
| WR 250F | 0250 | | 01-04 | 678355 | 678397 | ---- | 142170 | ---- |
| WR 250F | 0250 | 121 | 01-09 | ---- | ---- | ---- | ---- | 144152 |
| WR 250F | 0250 | | 05 | 678355 | 678397 | ---- | 142170 | ---- |
| WR 250F | 0250 | | 06-08 | 678355 | 678397 | ---- | ---- | ---- |
| WR 250F | 0250 | | 09 | 678355 | 678397 | ---- | ---- | ---- |
| WR 250F | 0250 | | 11-13 | 678355 | 678397 | ---- | ---- | ---- |
| WR 250F | 0250 | 121 | 11-13 | ---- | ---- | ---- | ---- | 144152 |
| WR 250R Dual Sport | 0250 | | 08-15 | ---- | ---- | ---- | 142170 | ---- |
| WR 250R Dual Sport | 0250 | 121 | 08-15 | ---- | ---- | ---- | ---- | 144152 |
| YZ 250 | 0250 | | 91-97 | ---- | ---- | ---- | ---- | ---- |
| YZ 250 | 0250 | | 98 | ---- | ---- | 142228 | ---- | ---- |
| YZ 250 | 0250 | | 99 | 678355 | 678397 | 142228 | ---- | ---- |

- accessories
- body
- handlebar & grips
- cables & levers
- exhaust
- engine
- fuel & intake
- electrical & ignition
- clutch
- drive
- bearings
- brakes
- steering & suspension
- tires
- tools & shop

MOTION PRO SUSPENSION TOOLS CONTINUED

accessories
body
handlebar & grips
cables & levers
exhaust
engine
fuel & intake
electrical & ignition
clutch
drive
bearings
brakes
steering & suspension
tires
tools & shop

| MODEL | CC | FN. | YEAR | HEX AXLE TOOL ALUMINUM | HEX AXLE TOOL STEEL | DELUXE SUSPENSION BEARING TOOL | T-STEM SPANNER WRENCH | WHEEL BEARING RETAINER TOOL |
|-------------------------|------|-----|-------|------------------------|---------------------|--------------------------------|-----------------------|-----------------------------|
| YAMAHA CONTINUED | | | | | | | | |
| YZ 250 | 0250 | | 00-03 | 678355 | 678397 | 142228 | 142170 | ---- |
| YZ 250 | 0250 | | 04 | 678355 | 678397 | 142228 | 142170 | ---- |
| YZ 250 | 0250 | | 05 | 678355 | 678397 | 142228 | 142170 | ---- |
| YZ 250 | 0250 | | 06-15 | 678355 | 678397 | 142228 | ---- | ---- |
| YZ 250F | 0250 | | 01 | ---- | ---- | 142228 | ---- | ---- |
| YZ 250F | 0250 | 121 | 01-08 | ---- | ---- | ---- | ---- | 144152 |
| YZ 250F | 0250 | | 02-03 | ---- | ---- | 142228 | ---- | ---- |
| YZ 250F | 0250 | | 04 | 678355 | 678397 | 142228 | 142170 | ---- |
| YZ 250F | 0250 | | 05 | 678355 | 678397 | 142228 | 142170 | ---- |
| YZ 250F | 0250 | | 06-08 | 678355 | 678397 | 142228 | ---- | ---- |
| YZ 250F | 0250 | | 09-13 | 678355 | 678397 | 142228 | ---- | ---- |
| YZ 250F | 0250 | | 14 | 678355 | 678397 | 142228 | ---- | ---- |
| YZ 250F | 0250 | | 15-16 | ---- | ---- | 142228 | ---- | ---- |
| YZ 250FX X-Country | 0250 | | 15 | ---- | ---- | 142228 | ---- | ---- |
| WR 400F | 0400 | | 98-99 | 678355 | 678397 | ---- | 142170 | ---- |
| WR 400F | 0400 | 121 | 98-99 | ---- | ---- | ---- | ---- | 144152 |
| WR 400F | 0400 | | 00 | ---- | ---- | ---- | 142170 | ---- |
| YZ 400F | 0400 | | 98-99 | 678355 | 678397 | ---- | 142170 | ---- |
| YZ 400F | 0400 | 121 | 99 | ---- | ---- | ---- | ---- | 144152 |
| WR 426F | 0426 | 121 | 00-02 | ---- | ---- | ---- | ---- | 144152 |
| WR 426F | 0426 | | 01-02 | 678355 | 678397 | ---- | 142170 | ---- |
| YZ 426F | 0426 | | 00-02 | 678355 | 678397 | ---- | 142170 | ---- |
| YZ 426F | 0426 | 121 | 00-02 | ---- | ---- | ---- | ---- | 144152 |
| WR 450F | 0450 | | 03-04 | 678355 | 678397 | ---- | 142170 | ---- |
| WR 450F | 0450 | 121 | 03-09 | ---- | ---- | ---- | ---- | 144152 |
| WR 450F | 0450 | | 05 | 678355 | 678397 | ---- | 142170 | ---- |
| WR 450F | 0450 | | 06-08 | 678355 | 678397 | ---- | ---- | ---- |
| WR 450F | 0450 | | 09 | 678355 | 678397 | ---- | ---- | ---- |
| WR 450F | 0450 | | 11-15 | 678355 | 678397 | ---- | ---- | ---- |
| WR 450F | 0450 | 121 | 11-15 | ---- | ---- | ---- | ---- | 144152 |
| YZ 450F | 0450 | | 03 | 678355 | 678397 | 142228 | 142170 | ---- |
| YZ 450F | 0450 | 121 | 03-08 | ---- | ---- | ---- | ---- | 144152 |
| YZ 450F | 0450 | | 04 | 678355 | 678397 | 142228 | 142170 | ---- |
| YZ 450F | 0450 | | 05 | 678355 | 678397 | 142228 | 142170 | ---- |
| YZ 450F | 0450 | | 06-08 | 678355 | 678397 | 142228 | ---- | ---- |
| YZ 450F | 0450 | | 09-10 | 678355 | 678397 | 142228 | ---- | ---- |
| YZ 450F | 0450 | | 11-14 | 678355 | 678397 | 142228 | ---- | ---- |
| YZ 450F | 0450 | | 15-16 | ---- | ---- | 142228 | ---- | ---- |
| XTZ 1200 Super Tenere | 1200 | | 12 | ---- | ---- | ---- | ---- | ---- |

FOOTNOTES

121: Designed for Husaberg and KTM applications as well as other applications where front wheel bearing # 6906 (30 mm x 47 mm x 9 mm) is used. Driver rod 08-0260 required. Sold separately.

123: Australian Model

DIGITAL TIRE PRESSURE GAUGE 0-60 PSI

- High precision accurate to +/- 0.6 psi
- Precise digital readout to 0.1 psi
- Continuous pressure reading, no need to reset when activating bleed valve
- Four selectable scales (PSI, BAR, KG-CM2, kPa)
- Large easy to read display with back light for low light applications
- Billet aluminum trapezoid body
- High flow push button bleeder valve for precise pressure adjustment
- 18 inch long high pressure hose with dual swivels and brass ball type air chuck
- Rubber anti-shock protective boot
- Battery powered (1000 tests) with battery strength indicator
- Auto off to extend the battery life
- Battery included
- One year limited warranty



142373 98.99 E

MOTION PRO AIR GAUGE HOLDER

- Aluminum Gauge holder designed for use with Motion Pro Professional and Digital Tire Gauges
- Magnet on back allows for quick mounting to any metal surface or can be used without magnet for permanent mounting
- Eye catching number plate graphics with space for personalized race numbers



142379 19.99 E

BRONCO TIRE INFLATOR KIT


- Kit Includes:
- 6 Tire Plugs
 - 1 Probe
 - 1 T-handle Tool
 - 3 16 Gr. oz. Cartridges
 - 1 Regulator
 - 1 Black Carrying Bag



BRONCO
ATV COMPONENTS
62-12058 23.95 L

ATV TIRE GAUGE 1-20 PSI

Marked in 1/2 lb. increments and graduated from 1-20 lbs. Has a four sided calibrated bar provided with an air release and an offset chuck.



IEMIG(O)

EM68520 4.95 L

ATV TIRE GAUGE 0-8 PSI

Pocket size (2 1/2") low pressure tire gauge. Marked in 1/2 lb. increments, accurately measures tire pressure up to 8 lbs.



IEMIG(O)

EM68508 3.95 L

accessories

body

handlebar & grips

cables & levers

exhaust

engine

fuel & intake

electrical & ignition

clutch

drive

bearings

brakes

steering & suspension


tires

tools & shop

- accessories
- body
- handlebar & grips
- cables & levers
- exhaust
- engine
- fuel & intake
- electrical & ignition
- clutch
- drive
- bearings
- brakes
- steering & suspension
- tires
- tools & shop

35 PC TIRE HARDWARE KIT

- 4pcs chrome hex valve caps.
- 4pcs high temp valve cores.
- 4pcs plastic valve stems.
- 1pc 4 way valve tool.
- 1pc tire pressure gauge.
- 1pc rubber cement tube.
- 1pc metal scuffer.
- 10pcs round patches.
- 3pcs tubeless tire repair plugs.
- 1pc reamer.
- 1pc plugger.



260001 13.95 G

TIRE REPAIR & MAINTENANCE KIT

- 8 pcs chrome hex valve caps.
- 8 pcs high temp valve cores.
- 2 pcs each long rubber tire valves and short rubber tire valves.
- 8 pcs each plastic valve caps and plastic valve extensions.
- 1 pc each valve core remover, tire chuck and dual foot tire pressure gauge.
- 20 pcs tubeless tire repair plugs.
- 1 pc each ergonomic grip reamer and ergonomic grip plugger.
- For patching, 1 tube rubber cement, 1pc metal scuffer, 2pcs rectangular patches, 2 pcs large round patches and 15pcs small round patches.



260000 31.95 G

5 PACK TUBELESS TIRE REPAIR PLUGS

4" long tire repair plugs.



260004 1.95 G

30 PACK TUBELESS TIRE REPAIR PLUGS

4" long tire repair plugs.



260003 5.95 G

RUBBER CEMENT

- For use with tire patches.
- many uses around the house and garage.



260005 1.95 G



MINI DIAL TIRE PRESSURE GAUGE

- 1 to 60 PSI range
- Measures 1 one pound increments
- 1" easy to read white face dial
- Proper tire maintenance saves money by improving fuel economy and reducing tire wear
- Ideal for cars, trucks, SUV's, bicycles and more



260069 4.95 G

DIGITAL TIRE PRESSURE GAUGE

- Backlit display and convenient lighted tip.
- Triple function display P.S.I., BAR, and KPa.
- Auto off feature: Automatically shuts off in 30 seconds when not in use



260070 13.95 G

12V COMPACT TIRE INFLATOR

- Plugs into 12-Volt Accessory Outlet
- Includes Two Nozzle Adapters and Sport Needle
- Great for Tires, Toys and Sporting Goods
- 10 Ft. Power Cord
- 18 in. Hose Length with Universal Valve Adapter
- Handy on/off switch
- Easy to read pressure gauge
- High output 250 PSI motor



260006 18.95 G

MINI TIRE INFLATOR

- 100 PSI high pressure air compressor inflates standard car tire in under 8 minutes.
- Compact size for easy storage with convenient storage compartment.
- 9' power cord with fused 12V power plug.
- 12V power cord plugs into vehicle power outlet.
- Built in dial pressure gauge.
- Accessories include sports ball needle, raft and toy inflator nozzles and Presta valve adapter.
- 17.5" high pressure hose.



260007 23.95 G

TIRE INFLATOR W/LED

- 100 PSI high pressure air compressor.
- Large easy to read built in dial pressure gauge.
- 3 Super bright LEDs for night time emergencies.
- 15" high pressure hose with screw on chuck.
- 10' power cord with fused 12V power plug.
- 12V power cord plugs into vehicle power outlet.
- Inflates standard car tire in under 4 minutes (Performance based upon 175/70 R13 tire to 30 PSI).
- Accessories include sports ball needle, raft and toy inflator nozzles and Presta valve adapter.



260008 32.95 G

4 WAY FOLDING LUG WRENCH

- SAE heavy duty drop forged steel
- Chrome plated to resist corrosion
- SAE and metric sizes: 11/16", 3/4", 13/16" and 7/8", 17mm, 19mm, 21mm and 23mm
- Folds down for compact storage



260089 17.95 G

- accessories
- body
- handlebar & grips
- cables & levers
- exhaust
- engine
- fuel & intake
- electrical & ignition
- clutch
- drive
- bearings
- brakes
- steering & suspension
- tires
- tools & shop

| |
|-----------------------|
| accessories |
| body |
| handlebar & grips |
| cables & levers |
| exhaust |
| engine |
| fuel & intake |
| electrical & ignition |
| clutch |
| drive |
| bearings |
| brakes |
| steering & suspension |
| tires |
| tools & shop |

5 GALLON PORTABLE AIR TANK

W/COLOR DISPLAY BOX

- 125 PSI Maximum
- Light-Weight, portable with handle for easy transport
- Safety pressure bypass valve with manual override
- On/Off air adjustment dial
- Industrial grade air hose with standard tire air chuck
- Hi-Viz color for added visibility



W10005 53.95 G

11 GALLON PORTABLE AIR TANK

W/COLOR DISPLAY BOX

- 125 PSI Maximum
- Light-Weight, portable with handle for easy transport
- Safety pressure bypass valve with manual override
- On/Off air adjustment dial
- Industrial grade air hose with standard tire air chuck
- Hi-Viz color for added visibility



W10011 81.95 G

2 TON JACK STANDS (1 PAIR)

- Ratchet style for easy adjustments
- 10-3/8" to 16-3/8" range



260086 35.95 G

2 TON HYDRAULIC BOTTLE JACK

- Heavy duty base.
- Adjustable top screws.



260074 20.95 G

2.5 TON JACK

- 5 to 15-1/2" lift range.
- Swivel casters for easy positioning.
- Durable flanged steel frame.
- Great for cars and light duty trucks.



260075 78.95 G

MULTI-PURPOSE LIFT

- 1,500 lb capacity
- Lift range 4-1/2" to 16-1/2"
- Tow safety bolts ensure stability
- Three position locking levers
- Non-slip rubber foot pedal
- Easy to roll steel swivel casters



W41035 198.95 B

7PC CORDLESS GREASE GUN ACCESS.

- For all types of grease lubrication applications.
- 1 press on 90 degree angle tip.
- One straight extension tip.
- One 12" hose extension.
- One slide on 90 degree coupler.
- One rubber tipped nozzle.
- One needle nozzle.
- One 360 degree coupler.



260099 41.95 G

12" GREASE GUN FLEX HOSE

- 12" hose for hard to reach areas.
- For use with hand and air powered grease guns.
- Size: 12"
- Working Pressure (PSI): 4,500
- Burst Pressure (PSI): 12,000
- NPT (IN): 1/8"



260102 4.95 G

18" GREASE GUN FLEX HOSE

- 18" hose for hard to reach areas.
- For use with hand and air powered grease guns.
- Size: 18"
- Working Pressure (PSI): 4,500
- Burst Pressure (PSI): 10,000
- NPT (IN): 1/8"



260103 4.95 G

GREASE GUN COUPLER

- Fits most hand operated grease guns.
- Maximum Working Pressure (PSI): 3,000
- Burst Pressure (PSI): 6,000
- NPT (IN): 1/8"



260104 1.95 G



GREASE INJECTOR NEEDLE

- 18 ga. Tempered stainless steel
- Can be easily inserted under or through bearing seals
- Includes protective cover
- WARNING: Maximum working pressure - 3,000 PSI. For use with hand grease guns only



260105 1.95 G



4" GREASE GUN NDL. NOSE ADAPTER

- Dispenses a fine line of grease to confined areas
- Includes large and small sleeve to fit standard couplers
- Great for 4WD (CV) universal joints
- WARNING : Maximum working pressure - 3,000 PSI. For use with hand grease guns only



260106 6.95 G



NEEDLE NOSE ADAPTER

- Dispenses a fine line of grease to confined areas
- Includes large and small sleeve to fit standard couplers
- Great for 4WD (CV) universal joints
- WARNING: Maximum working pressure - 3,000 PSI
- For use with hand grease guns only



260107 2.95 0

WALL MOUNTED GREASE GUN HOLDER

- Wall mount design
- Center latch locks
- Corrosion resistant finish



260108 5.95 G

BEARING PACKER

- Quickly and thoroughly packs bearings with new grease while forcing out old grease all in one easy operation.
- Accommodates most roller and ball bearings.



260101 6.95 G



SUCTION GUN

- Professional quality heavy duty construction and chrome plated finish for long service life.
- Perfect for transmissions, differentials, gear cases, lower units, crankcases, etc.
- Zinc die cast head cap.
- No priming necessary.
- 12" flexible hose.
- Knurled thick wall barrel for secure grip.
- 1 pint capacity.



260100 10.95 G



- accessories
- body
- handlebar & grips
- cables & levers
- exhaust
- engine
- fuel & intake
- electrical & ignition
- clutch
- drive
- bearings
- brakes
- steering & suspension
- tires

tools & shop

TOOLS & SHOP

- accessories
- body
- handlebar & grips
- cables & levers
- exhaust
- engine
- fuel & intake
- electrical & ignition
- clutch
- drive
- bearings
- brakes
- steering & suspension
- tires
- tools & shop

MINI GREASE GUN W/GREASE

- Heavy duty construction
- "Pistol Grip" action for easy use in tight spaces
- Vented zinc die cast head cap
- Positive lock for easy filling
- Air bleeder valve eliminates air lock
- Uses 3 oz. grease cartridge (included)



260067 14.95 G

PRO PISTOL GRIP GREASE GUN

- Professional quality heavy duty construction and chrome plated finish for long service life
- Pistol grip action for easy use
- Vented zinc die cast head cap
- Positive lock for easy filling
- Air bleeder valve eliminates air lock
- 2 way filling: standard 14 oz. grease cartridge or bulk
- Comfort grip lever handle



260066 18.95 G

WHITE LITHIUM GREASE

- Includes zinc additives for a clean, white color
- Ideal for general home, shop, agricultural and industrial applications
- Contains no silicons and can be used on plastic components



| DESCRIPTION | QTY/CS | PART # | MFG # | |
|---------------------|--------|---------|-------|--------|
| 1 lb Resealable Tub | 12 | LB11350 | 11350 | 8.40 G |
| 14 oz Cartridge | 10 | LB11354 | 11354 | 8.40 G |

2-PACK 3 OZ MULTI PURPOSE

- Multi purpose lithium based grease is designed for light duty applications which require extended lubrication
- For light duty automotive, industrial, agricultural or commercial equipment
- Smooth consistency, water resistant and extremely stable
- Use on springs, water pumps, bearings, chassis fittings and any general lubrication projects



260068 5.95 G

MIDGET GREASE GUN KIT

- Small, versatile allows for front or top pipe placement
- Barrel takes 3 oz. grease cartridge or can be suction loaded
- Includes push lock plunger, die cast T-handle that locks in place for loading, lock plunger
- Develops up to 4,500 PSI
- With LubriMatic Multi-Purpose Lithium Grease



1727 5.95 G



LEVER ACTION GREASE GUN

- Uses 14 oz. cartridge
- Made for the punishing day-in and day-out service required by industrial customers



LB11155 5.95 G



PRO GREASE GUN

- Professional quality heavy duty construction and chrome plated finish for long service life
- Short stroke "lever action" for easy use in tight spaces
- Vented zinc die cast head cap
- Positive lock for easy filling
- Air bleeder valve eliminates air lock
- Knurled thick wall barrel for secure grip
- Comfort grip lever handle
- Uses standard 14 oz. grease cartridge

W54202 5.95 G



12" FLEXIBLE HOSE

- For use on hand operated grease guns only
- Steel 1/8" NPT male fittings on each end
- Recommended working pressure is 5,000 PSI



LB11825 5.95 G



40" PLASTIC CREEPER W/6 CASTERS

- 40" molded plastic creeper
- 6 casters pivot 360°
- Lightweight - 10.5 lbs.

260090 51.95 G



2 TON POWER PULLER

- 2 ton pull capacity (rolling)
- Automatic notch at a time release for maximum safety
- 12 foot cable

W4000 43.50 G



SMALL OIL FILTER PLIERS

- Comfort grip handles
- Safety button locks in place
- Three different positions
- Fits sizes 2-1/4" to 3-1/2" diameter



260109 9.95 G



LARGE OIL FILTER PLIERS

- Comfort grip handles
- Safety button locks in place
- Three different positions
- Fits sizes 1-7/8" to 4" diameter



260110 11.95 G



SWIVEL OIL FILTER WRENCH

- 2-15/16" to 3-3/4"
- Swivel handle design provides access in confined areas
- Vinyl grip handle
- Studded band for better grip
- Removes most spin on type filters



260111 5.95 G



CUP TYPE OIL FILTER WRENCH

- Works with 3/8" drive wrenches



| PART # | | SIZE |
|---------|--------|---------|
| EM04181 | 5.95 L | 64.7 mm |
| EM04182 | 5.95 L | 67 mm |



7 QUART DRAIN PAN

- Molded handles and pour spout
- Easy to use
- Chemical and solvent resistant, won't rust or corrode
- 13-1/2" x 11" x 4"

260065 3.95 G



LESS MESS DRAIN PAN

- Extended profile catches full fluid flow
- 11 quart capacity for less spilling
- Built-in filter drain stand

232006 10.95 G



15 QUART DRAIN CONTAINER

- Large capacity holds multiple oil changes
- Handle and spout for easy carrying and pouring control
- Built-in groove to drain filter

232114 17.95 G

- accessories
- body
- handlebar & grips
- cables & levers
- exhaust
- engine
- fuel & intake
- electrical & ignition
- clutch
- drive
- bearings
- brakes
- steering & suspension
- tires
- tools & shop

TOOLS & SHOP

- accessories
- body
- handlebar & grips
- cables & levers
- exhaust
- engine
- fuel & intake
- electrical & ignition
- clutch
- drive
- bearings
- brakes
- steering & suspension
- tires
- tools & shop

OIL EXTRACTOR - 1 CHAMBER

- Oil changes are now a snap
- Several strokes of the pump create a vacuum that neatly captures up to 6 liters (1.57 gallons) in the sturdy container
- Pour spout is included to help empty container
- Pump is removable for easy storage

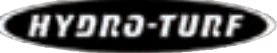


967295 61.95 E



OIL EXTRACTOR - 3 CHAMBER

- Ideal for bigger jobs - makes changing the oil on your 4-stroke PWC, boat, ATV, and more clean and hassle free
- Holds up to 15 liters (3.92 gallons) in a sturdy portable container
- Handle makes for easy transfer to recycling tank
- Pump included



967296 121.95 E

5 GALLON PAIL PUMP

- The economical plastic pump fits on all Maxima 5-gallon pails and 55-gallon drums



930069 37.95 G

DELUXE AUXILIARY TANK FOR FUEL-INJECTED SYSTEMS

- For use with new fuel-injected models with external fuel pumps as well as standard carburetor type motorcycles
- Upgraded petcock for easier opening and closing
- Built-in fuel return (for fuel-injected models) and breather on cap
- Not designed for fuel storage
- Graduated scale located on the side of bottle
- Includes 4 ft. of 1/4 inch fuel line
- Holds up to 2000cc or 1/2 gallon of fluid
- Tank can also be used for refilling transmission oil on some late model MX bikes




142150 81.99 E



MANUAL SIPHON PUMP

- Easy to operate utilizing a large ball type siphon
- This top quality item is similar to the pump included with new heaters



602 3.70 G

BATTERY SIPHON PUMP

- Convenience and quick fill time
- Powered by 2 "D cell" batteries (not included)



601 13.85 G

• NOT FOR USE WITH GASOLINE

SUPER SIPHON™

- Clear tube to view liquid flow
- Safe and easy to use
- Perfect for transferring all types of liquids



232022 5.95 G



SHAKER SIPHON™

- Moves up to 3.5 gallons/minute
- 6 foot anti-static tube
- Perfect for home, auto, ranch, marine or farm



232021 12.95 G



SYTHON HOSE

- Siphon liquids fast with the Sython Hose!
- Just shake to start the transfer
- 6 ft. hose
- Display packaged

62-07030 12.95 L



REMOVES WATER FROM FUEL

The Fuel Filter Funnel by Mr. Funnel is a heavy-duty, anti-static, and fast flow funnel with built-in filter technology. When fuel is poured through the Fuel Filter Funnel, water and debris will not pass through the filter's fluoropolymer-coated stainless steel filter. Only filtered fuel flows through to your engine, improving its efficiency, durability, and proper operation. The sump area collects the deflected water and debris for proper disposal. The Fuel Filter Funnel by Mr. Funnel will filter gasoline, diesel, heating oil, kerosene and 2-cycle mixed gas.



What Model Do I Need?

The Mr. Funnel Fuel Filter comes in four different fast-flow models (See below). Models differ mainly on flow rate. If your need is to transfer five gallons or less of fuel, then the F1 and F3 are for you. If you are transferring more than 5 gallons, then the F8 and F15 are right for you. Our F15 is our fastest flow model at up to 15 gallons per minute! This model can also be used at a fuel pump. Get your Mr. Funnel Fuel Filter today, and keep your engine running smooth!



MODEL: F1
for transferring five gallons or less of fuel
Height: 6"
Diameter: 3.5"
Flow Rate: 2.5 gpm

232000 19.55 B



MODEL: F3
for transferring five gallons or less of fuel
Height: 8.75"
Diameter: 5.5"
Flow Rate: 3.5 gpm

232001 25.75 B

Flexible Spout Extension
for use with 232001 funnel only



232004 6.15 B



MODEL: F8
for transferring more than five gallons of fuel
Height: 10"
Diameter: 8.5"
Flow Rate: 5.0 gpm

232002 37.05 B



Our fastest flow model, this model can also be used at a fuel pump.

MODEL: F15
for transferring more than five gallons of fuel
Height: 10"
Diameter: 8.5"
Flow Rate: 12 gpm

232003 70.00 B



MODEL: F1NC
medium non-conductive portable fuel filter
Height: 9"
Diameter: 5.5"
Flow Rate: 3.5 gpm

232023 11.95 G



MODEL: F3NC
small non-conductive portable fuel filter
Height: 6"
Diameter: 3.5"
Flow Rate: 2.5 gpm

232024 15.95 G

- accessories
- body
- handlebar & grips
- cables & levers
- exhaust
- engine
- fuel & intake
- electrical & ignition
- clutch
- drive
- bearings
- brakes
- steering & suspension
- tires
- tools & shop

TOOLS & SHOP

- accessories
- body
- handlebar & grips
- cables & levers
- exhaust
- engine
- fuel & intake
- electrical & ignition
- clutch
- drive
- bearings
- brakes
- steering & suspension
- tires
- tools & shop

3 PIECE SET GENERAL PURPOSE FUNNELS

- Includes small, medium & large funnels



232018 3.95 G

2 QUART FUNNEL WITH SCREEN

- 2 quart capacity for large volume
- Filter screen included to clean fluids
- Built-in hang tag



232010 3.95 G

1 PINT FUNNEL WITH SCREEN

- 1 pint capacity, great for smaller engines
- Filter screen included to clean fluids
- Built-in hang tag



232011 2.95 G

2 QUART PLASTIC FUNNEL



- Rugged, corrosion resistant all purpose funnel
- Complete with fine mesh straining screen and handy hanging tab
- Capacity indicates what the funnel will hold when the outlet is blocked



W54276 3.60 L

FUNNELS

| | | | |
|----------|-------|------|---|
| 1 Pint | PT526 | 2.99 | G |
| 2 Quart | PT493 | 3.99 | G |
| Fill All | PT520 | 5.39 | G |

- Heavy duty USA made
- Polyethylene construction
- Fine mesh brass screen



ALL PURPOSE FUNNELS



1/2 PINT

W4007 1.00 L



1 PINT

W4015 1.30 L



1 QUART

W4064 2.95 L

PLASTIC FUNNEL W/ 18" SPOUT

- 6" diameter funnel
- 18" flexible spout

260112 1.95 G



2 PIECE FLEX FUNNEL W/HANDLE

- Removable spout for multiple applications
- Easy hold handle

260113 2.95 G



EXTRA LARGE FUNNEL

- All purpose 18" funnel
- Great for hard to reach applications
- Tapered spout easily fits small reservoir openings

W40340 3.60 L



GAS GAUGE FUNNEL™

- Floating indicator signals when gas tank is full, helps prevent spills and overfills
- Great for lawn mowers and more
- No-mess splash guard



232008 3.95 G

LOCKING OIL FUNNEL™

- Lock-in oil filler hole
- Funnel holds bottle while pouring
- No waste and no-mess quick pouring



232012 1.95 G

TIGHT SPOT FUNNEL

- Fits Where Other Funnels Don't™
- Ideal for tight engine compartments
- Molded hand-holds for a better grip



232009 3.95 G

FLEX FUNNEL™

- Ideal for hard to reach applications
- Distinct hand holds for a better grip
- Detachable flexible spout



232016 3.95 G

2-PIECE FUNNEL SET

- Multi-Purpose and Big Mouth funnel combo
- No-mess splash guards
- Covers all general purpose fluid applications



232017 2.95 G

QUICKFILL® FUNNEL

- Speed channels maximize flow rate
- Distinct hand hold for a better grip
- No-mess splash guard



232007 2.95 G

TRANSMISSION FUNNEL

- 18" funnel made from durable high quality copolymer plastic
- Designed for hard to reach applications
- Perfect for transmission fluid



232013 2.95 G

MULTI-TASK 5-IN-1 FUNNEL™

- Holds one quart oil bottle
- Three interchangeable spouts, including the Flexi-Spout
- Nestable



232014 5.95 G

SUPER MULTI-PURPOSE FUNNEL™

- Large size (18") for multiple applications
- Perfect for transmissions and other engine fluids



232015 3.95 G

- accessories
- body
- handlebar & grips
- cables & levers
- exhaust
- engine
- fuel & intake
- electrical & ignition
- clutch
- drive
- bearings
- brakes
- steering & suspension
- tires

tools & shop

- accessories
- body
- handlebar & grips
- cables & levers
- exhaust
- engine
- fuel & intake
- electrical & ignition
- clutch
- drive
- bearings
- brakes
- steering & suspension
- tires
- tools & shop

TRANSMISSION FLUID/GEAR OIL SPOUT

- On/off adjustable flow spout
- Reduced tip for transmission filler tubes
- Fits quart or gallon containers



232019 4.95 G



NO SPILL OIL SPOUT™



232020 2.95 G



STA-DRI FUEL DRYER NOW IN PROTECTIVE TUBE!

- Don't let water contaminated fuel ruin an engine or freeze up a fuel line
- Stop water problems by trapping it inside the Sta-Dri water cell before it enters your fuel system
- 1" X 9" nylon bag in tube
- Bag can be dried and reused
- Bag weighted to stay at bottom of tank



STD100 11.95 G

PLASTIC MEASURING CONTAINER

- Perfect for mixing and measuring gas and oil
- 2 sizes available



500 ml, 17 oz **62-12061 5.95 L**
250 ml, 8.5 oz **62-12062 4.95 L**

RATIO-RITE PERFECT GAS/OIL MIXTURE MEASURING CUP

- Get a perfect mix every time
- Fill your polypropylene Ratio-Rite to the pre-calibrated ratio mark and pour into gas
- Ratios are from 16:1 to 44:1 for 1, 1-1/2, 2, 2-1/2 gal.
- Calibrations also include oz., cc's, and pints on the opposite side for transmission oil, for oil, etc.
- Total capacity is 24 oz.



RR100 6.15 L

REPLACEMENT LID FOR RR 100

- Sold separately
- Seals the cup from dirt and spillage
- Lid can be attached to cup handle to keep from being misplaced



RR105 2.55 L

MOTORSPORTS CONTAINERS

HOSE SOLD SEPARATELY

- Ergonomically contoured handle and bottom grip for easy pouring
- Extra large cap with rubber o-ring gasket
- Made from virgin density polyethylene
- Adjustable screw on air vent
- Containers have accurate graduated marks indicating gallons and liters
- 5 gallon capacity
- Hose sold separately (Part #650643)
- Three year warranty



SQUARE CONTAINERS



Red 650637 32.95 D



White 650636 32.95 D



Blue 650638 32.95 D

* For each pink container sold, a percentage of the proceeds will be donated by VP Racing Fuels to support the cancer prevention research, education and community outreach programs of the Prevent Cancer Foundation. The VP Breast Cancer Awareness Motorsport Containers carry a 3-year limited warranty against cracks, leaks or splitting. Hoses not included.

NOTE: The VP Breast Cancer Awareness Motorsport Container is intended only for use as a rapid refueling device for racing vehicles used in professional off road and closed course competition racing events. It is NOT a portable fuel container as described by ASTM, EPA, ARB or other state or federal agencies. Intended for racing fuel only; not to be used for street legal fuels.



Pink 650646* 32.95 D

Like all VP Sportsman's Containers, the rugged new Camo container is made with only the highest quality virgin high-density polyethylene, including 30% more material than standard containers to withstand the roughest treatment. The containers are subjected to a 15-point quality test and carry a 3-year limited warranty. They feature an ergonomically contoured handle, bottom grip for easy pouring and a non-breakable multipurpose cap with rubber gaskets.

Excellent for storage & transport of:

- Water
- Automotive & industrial fluid
- Deer corn, milo & oats
- Feed pellets, bird seed
- Rock salt
- Oil & liquid absorbents

Great for mixing/ dispensing:

- Animal attractants & feed
- Herbicides, insecticides



Camo 650659 32.95 D

- accessories
- body
- handlebar & grips
- cables & levers
- exhaust
- engine
- fuel & intake
- electrical & ignition
- clutch
- drive
- bearings
- brakes
- steering & suspension
- tires
- tools & shop

TOOLS & SHOP

MOTORSPORTS CONTAINERS

- Ergonomically contoured handle and bottom grip for easy pouring
- Extra large cap with rubber o-ring gasket
- Made from virgin density polyethylene
- Adjustable screw on air vent
- Containers have accurate graduated marks indicating gallons and liters
- 5 gallon capacity
- Hose sold separately (Part #650643)
- Three year warranty



HOSE SOLD SEPARATELY

ROUND CONTAINERS



Green 650639 32.95 D



Yellow 650640 32.95 D



Orange 650641 32.95 D



White 650642 32.95 D



Blue 650647 32.95 D



Red 650648 32.95 D



Orange/Black 650660 32.95 D

REPLACEMENT PARTS



Hose 650643 9.95 D



Cap 650644 9.45 D



Vent Cap 650645 1.95 D

COMBO Y-DRIVE WRENCH

- Innovative dual-use design combines 6 tools into one
- 8mm, 10mm and 12mm hex socket
- 4mm, 5mm and 8mm hex drive
- Padded Y-shape for excellent grip and leverage
- Compact design is ideal for trail tool packs
- Chrome-vanadium tool steel
- Limited lifetime warranty

144164 15.50 E



SPINNER T-HANDLE, BIT DRIVER

- Bearing mounted spinner provides faster and easier removal and installation of bolts and nuts
- 1/4" hex drive head accepts most common driver bits
- Magnet inside drive head holds drive bits firmly in place
- Narrow drive head profile fits into tight spaces
- Padded grip handle
- Chrome vanadium handle and shaft
- Durable chrome finish on shaft and handle
- Blue anodized spinner with laser engraved Motion Pro logo
- Shaft is 8" long
- Bits not included
- Limited lifetime warranty

144171 26.99 E



T-HANDLE BIT DRIVER WITH NO. 1,2,3 METRIC PHILLIPS BITS

- High quality Motion Pro standard bit driver T-handle
- Features three 1/4" drive heads, one at end of shaft and two at each end of handle with magnets to hold drivers firmly in place
- Includes high grade S2 tool steel JIS cross-head bits no. 1, no. 2, and no. 3, but also accepts all common driver bits
- The included JIS cross-head bits are a must have for most Japanese made bikes and work equally well on traditional Phillips head screws (Use of traditional Phillips driver on JIS cross head screws will damage screw head)
- Narrow drive head profile fits into tight spaces
- Chrome vanadium handle and shaft
- Durable chrome finish on shaft and handle
- Shaft is 8.5" long
- Limited lifetime warranty

144172 21.99 E



1/4 INCH TRI-DRIVE MINI T-HANDLE KIT

- Use T-Handle drive to tighten/loosen fasteners and shaft drive for quick installation/removal of fasteners
- 1/4" drive has a compact 6" drive shaft length
- Compact size for use in tight spaces and is easy to carry
- Includes 8mm, 10mm, 12mm and 13mm sockets
- Use with 1/4" drive sockets, hex drives, crow's foot, etc.
- Chrome-vanadium tool steel shaft and T-Handle
- Durable nickel pewter finish
- Limited lifetime warranty

142305 18.99 E



DUAL DRIVE L-HANDLES

- Impact resistant ergonomic molded handle reduces hand fatigue
- Use drive side to tighten/loosen fasteners and shaft side for quick installation/removal of fasteners
- Minis are a compact 7 1/2" shaft length for tight access and easy transport
- Use with 1/4" or 3/8" drive sockets, hex drives, crow's foot, swivels, etc.
- One piece chrome-vanadium tool steel shafts
- Durable nickel pewter finish
- Limited lifetime warranty

| DESCRIPTION | PART # | | |
|------------------------|--------|-------|---|
| 3/8" Drive/10" Long | 678361 | 13.50 | E |
| 1/4" Drive/10" Long | 678363 | 11.99 | E |
| 1/4" Drive/7-1/2" Long | 142283 | 11.50 | E |



- accessories
- body
- handlebar & grips
- cables & levers
- exhaust
- engine
- fuel & intake
- electrical & ignition
- clutch
- drive
- bearings
- brakes
- steering & suspension
- tires

tools & shop

- accessories
- body
- handlebar & grips
- cables & levers
- exhaust
- engine
- fuel & intake
- electrical & ignition
- clutch
- drive
- bearings
- brakes
- steering & suspension
- tires
- tools & shop

T-HANDLE SOCKETS

- Metric T-Handles feature a durable nickel pewter finish
- Deep 6-point sockets
- Limited lifetime warranty

| | | | |
|------|--------|-------|---|
| 8mm | 678093 | 5.99 | E |
| 10mm | 678094 | 6.50 | E |
| 12mm | 678095 | 6.99 | E |
| 13mm | 678096 | 6.99 | E |
| 14mm | 678097 | 6.99 | E |
| 17mm | 678098 | 10.99 | E |
| 19mm | 678099 | 10.99 | E |



T-HANDLE DRIVES

- Use any 1/4" or 3/8" drive attachments such as sockets hex drives crows foot or swivels
- Chrome vanadium tool steel shafts
- Durable nickel pewter finish

| | | | |
|---------------------------|--------|------|---|
| 1/4" Drive / 8-1/2" Long | 678158 | 7.99 | E |
| 3/8" Drive / 10-1/2" Long | 678159 | 8.99 | E |



T-HANDLE RACK

- Chrome finish
- 11 slots
- Hooks on your tool box



| | | |
|--------|-------|---|
| 680144 | 17.99 | E |
|--------|-------|---|



WALL BRACKET FOR T-HANDLE RACK

- Wall bracket for T-handle rack above to mount on a wall, post, or any flat surface
- Features a quick release pin
- Heavy duty 12 gauge zinc plated steel
- Includes built in bottle opener



| | | |
|--------|-------|---|
| 680435 | 21.50 | E |
|--------|-------|---|

HEX-PRO™ & STAR-PRO™ PIVOT HEAD WRENCHES

- 180° swivel head with extra long handle for accessing hard to reach places
- Pivot design allows for easy rotation around obstructions
- Pivot design allows you to keep the wrench and fastener engaged when access is limited
- Great time saver
- Heat treated alloy tool steel
- Chrome plated finish
- Includes heavy duty folding canvas storage pouch
- Takes up less storage space than a typical hex key set



| DESCRIPTION | PART # | | |
|--|--------|-------|---|
| Hex-Pro® Metric Set (3mm, 4mm, 5mm, 6mm, 8mm, 10mm) | 142331 | 78.99 | E |
| Hex-Pro® SAE Set (3/16", 7/32", 1/4", 5/16", 3/8") | 142330 | 73.99 | E |
| Star-Pro® Torx® Set (T-25, T-27, T-30, T-40, T-45, T-50) | 142332 | 88.99 | E |



TIPROLIGHT™ TITANIUM WRENCHES

- These super-light wrenches weigh less than one quarter of the weight of standard steel wrenches
- Made from tool-grade titanium alloy
- Extremely lightweight and compact design is perfect for trail tool packs
- Exclusive Motion Pro design for optimized strength and performance
- Titanium alloy will never rust or corrode
- Ergonomic handle
- Laser etched markings for easy identification
- Designed by Motion Pro
- Sets of 4 include heavy-duty nylon tool wrap
- Patented



| DESCRIPTION | PART # | | |
|----------------------------|--------|--------|---|
| 8mm | 142366 | 20.40 | E |
| 10mm | 142367 | 25.99 | E |
| 12mm | 142368 | 33.99 | E |
| 13mm | 142369 | 40.99 | E |
| 14mm | 142370 | 42.99 | E |
| Set of 4 (8,10,12, & 14mm) | 142371 | 108.99 | E |
| Set of 4 (8,10,12, & 13mm) | 142382 | 108.99 | E |

METRIC MULTI-PURPOSE TOOL

- A must-have for on-the-trail repairs or adjustments
- Can be used to remove 8mm, 10mm, 12mm and 14mm bolts, No. 2 & No. 3 Phillips screws, small and medium straight-slot screws and 5mm and 6mm allen bolts
- Includes a 1/4" and 3/8" socket driver
- 10mm and 12mm 1/4" drive sockets included
- Includes convenient carrying case
- Hard nickel pewter finish
- Perfect for any tool pack
- Enhance it by adding your own 1/4" or 3/8" drive socket attachments



678030 58.99 E

- accessories
- body
- handlebar & grips
- cables & levers
- exhaust
- engine
- fuel & intake
- electrical & ignition
- clutch
- drive
- bearings
- brakes
- steering & suspension
- tires

tools & shop

| |
|-----------------------|
| accessories |
| body |
| handlebar & grips |
| cables & levers |
| exhaust |
| engine |
| fuel & intake |
| electrical & ignition |
| clutch |
| drive |
| bearings |
| brakes |
| steering & suspension |
| tires |
| tools & shop |

1/4" DR QR TEARDROP RATCHET

- Quick Release feature for quick and easy socket changes
- Chrome vanadium alloy steel construction for strength and durability
- Polished nickel chrome plated finish resists corrosion
- 72 gear teeth



P Performance Tool
260034 17.95 G

3 PC 1/4" DR EXTENSION SET

- Chrome vanadium alloy steel construction for strength and durability
- Polished nickel chrome plated finish resists corrosion
- Sizes: 2", 3" and 6"



P Performance Tool
260041 6.95 G

1/4" DR UNIVERSAL JOINT

- Chrome vanadium alloy steel construction for strength and durability
- Polished nickel chrome plated finish resists corrosion



P Performance Tool
260035 3.95 G

1/4" F X 3/8" M ADAPTER

- Chrome vanadium alloy steel construction for strength and durability
- Polished nickel chrome plated finish resists corrosion



P Performance Tool
260036 1.95 G

10 PC 1/4" DR 6 PT MET SOCKET SET

- Recessed edges
- Socket openings are designed to reduce fastener rounding
- Chrome vanadium alloy steel construction for strength and durability
- Polished nickel chrome plated finish resists corrosion
- Large stamping for quick identification
- Packaged on plastic slide rail for storage
- Sizes: 4, 5, 6, 7, 8, 9, 10, 11, 12, and 13mm



P Performance Tool
260037 12.95 G

10 PC 1/4" DR 6 PT SAE SOCKET SET

- Recessed edges
- Socket openings are designed to reduce fastener rounding
- Chrome vanadium alloy steel construction for strength and durability
- Polished nickel chrome plated finish resists corrosion
- Large stamping for quick identification
- Sizes: 5/32", 3/16", 7/32", 1/4", 9/32", 5/16", 11/32", 3/8", 7/16" and 1/2"
- Packaged on plastic slide rail for storage



P Performance Tool
260033 12.95 G

10 PC 1/4" DR 6 PT SAE DW SOCKET SET

- Recessed edges
- Socket openings are designed to reduce fastener rounding
- Chrome vanadium alloy steel construction for strength and durability
- Polished nickel chrome plated finish resists corrosion
- Large stamping for quick identification
- Packaged on plastic slide rail for storage
- Sizes: 5/32", 3/16", 7/32", 1/4", 9/32", 5/16", 11/32", 3/8", 7/16" and 1/2"



P Performance Tool
260038 21.95 G

10 PC 1/4" DR 6 PT MET DW SKT SET

- Recessed edges
- Socket openings are designed to reduce fastener rounding
- Chrome vanadium alloy steel construction for strength and durability
- Polished nickel chrome plated finish resists corrosion
- Large stamping for quick identification
- Packaged on plastic slide rail for storage
- Deep sizes: 4, 5, 6, 7, 8, 9, 10, 11, 12, and 13mm



P Performance Tool
260039 21.95 G

36 PC 1/4" DR MECHANIC'S SET

- Socket openings are designed to reduce fastener rounding
- Chrome vanadium alloy steel construction for strength and durability
- Polished nickel chrome plated finish resists corrosion



- Features high torque quick release ratchet
- 72 gear teeth for 5° sweep
- Smaller head for tight areas
- 1pc each spinner handle, universal joint and 3" extension bar
- 10pc standard SAE socket sizes: 5/32", 3/16", 7/32", 1/4", 9/32", 5/16", 11/32", 3/8", 7/16" and 1/2"
- 6pc Deep SAE socket sizes: 7/32", 1/4", 5/16", 3/8", 7/16" and 1/2"
- 10pc standard mm socket sizes: 4mm, 5mm, 6mm, 7mm, 8mm, 9mm, 10mm, 11mm, 12mm and 13mm
- 6pc Deep mm socket sizes: 4mm, 6mm, 7mm, 8mm, 10mm and 12mm



51 PC 3/8" DR MECHANIC'S SET

- Features high torque quick release ratchet
- 72 gear teeth for 5° sweep and smaller head for tight areas
- 12pt SAE and Metric standard and deep wall sockets
- Chrome vanadium alloy steel for strength and durability




- Set contents: 1pc. 3/8" dr. quick release ratchet, 1pc. universal joint, 2pcs. 3 and 6" extensions, 2pcs spark plug sockets, 25pcs. SAE and metric std. sockets and 20pcs. SAE and metric deep sockets
- SAE std. Sizes: 1/4", 5/16", 3/8", 7/16", 1/2", 9/16", 5/8", 11/16", 3/4", 13/16", 7/8" and 15/16"
- SAE Deep Sizes: 5/16", 3/8", 7/16", 1/2", 9/16", 5/8", 3/4", 13/16", 7/8" and 15/16"
- SAE Spark Plug sizes: 5/8" and 13/16"
- Metric std. Sizes: 7mm, 8mm, 9mm, 10mm, 11mm, 12mm, 13mm, 14mm, 15mm, 16mm, 17mm, 18mm and 19mm
- Metric Deep Sizes: 8mm, 10mm, 12mm, 13mm, 14mm, 15mm, 16mm, 17mm, 18 and 19mm
- Durable storage case also included




1/4" DR SOCKET RAIL

- 18" overall length
- Holds 14 sockets



3/8" DR SOCKET RAIL

- 18" overall length
- Holds 14 sockets



3/8" F X 1/2" M ADAPTER

- Chrome vanadium alloy steel construction for strength and durability
- Polished nickel chrome plated finish resists corrosion



3/8" DR UNIVERSAL JOINT

- Chrome vanadium alloy steel construction for strength and durability
- Polished nickel chrome plated finish resists corrosion



3/8" DR 5/8" SP SOCKET

- Recessed edges
- Socket openings are designed to reduce fastener rounding
- Chrome vanadium alloy steel construction for strength and durability
- Polished nickel chrome plated finish resists corrosion
- Large stamping for quick identification
- Overall socket length: 3-1/4"



3/8" DR 5/8" SP SOCKET

- Recessed edges
- Socket openings are designed to reduce fastener rounding
- Chrome vanadium alloy steel construction for strength and durability
- Polished nickel chrome plated finish resists corrosion
- Large stamping for quick identification
- Overall socket length: 3-5/16"



3/8" F X 1/4" M ADAPTER

- Chrome vanadium alloy steel construction for strength and durability
- Polished nickel chrome plated finish resists corrosion



- accessories
- body
- handlebar & grips
- cables & levers
- exhaust
- engine
- fuel & intake
- electrical & ignition
- clutch
- drive
- bearings
- brakes
- steering & suspension
- tires
- tools & shop

- accessories
- body
- handlebar & grips
- cables & levers
- exhaust
- engine
- fuel & intake
- electrical & ignition
- clutch
- drive
- bearings
- brakes
- steering & suspension
- tires
- tools & shop

3/8" DR QR TEARDROP RATCHET

- Quick Release feature for quick and easy socket changes
- Chrome vanadium alloy steel construction for strength and durability
- Polished nickel chrome plated finish resists corrosion
- Larger gear teeth for higher torque and added gear strength
- 72 gear teeth



Performance Tool
 260044 22.95 G

3/8" DR SOCKETS 14MM/18MM

- Recessed edges
- Socket openings are designed to reduce fastener rounding
- Chrome vanadium alloy steel construction for strength and durability
- Polished nickel chrome plated finish resists corrosion
- Large stamping for quick identification



| | | | |
|------|------|------|---|
| 14mm | W886 | 3.90 | G |
| 18mm | W890 | 4.85 | G |

Performance Tool

4 PC 3/8" DR EXTENSION SET

- Chrome vanadium alloy steel construction for strength and durability
- Polished nickel chrome plated finish resists corrosion
- Sizes: 1-3/4", 3", 6" and 8"



Performance Tool
 260046 11.95 G

3 PC 3/8" DR WOBBLE EXT SET

- Chrome vanadium alloy steel construction for strength and durability
- Polished nickel chrome plated finish resists corrosion
- Sizes: 1-3/4", 3" and 8"



Performance Tool
 260047 11.95 G

10 PC 3/8" DR SAE SOCKET SET

- Packaged on plastic slide rail for storage
- Recessed edges
- Socket openings are designed to reduce fastener rounding
- Chrome vanadium alloy steel construction for strength and durability
- Polished nickel chrome plated finish resists corrosion
- Sizes: 1/4", 5/16", 3/8", 7/16", 1/2", 9/16", 5/8", 11/16", 3/4" and 13/16"



Performance Tool
 260043 15.95 G

10 PC 3/8" DR SAE DW SOCKET SET

- Packaged on plastic slide rail for storage
- Recessed edges
- Socket openings are designed to reduce fastener rounding
- Chrome vanadium alloy steel construction for strength and durability
- Polished nickel chrome plated finish resists corrosion
- Deep sizes: 3/8", 7/16", 1/2", 9/16", 5/8", 11/16", 3/4", 13/16", 7/8" and 15/16"



Performance Tool
 260053 27.95 G

10 PC 3/8" DR MET SOCKET SET

- Packaged on plastic slide rail for storage
- Recessed edges
- Socket openings are designed to reduce fastener rounding
- Chrome vanadium alloy steel construction for strength and durability
- Polished nickel chrome plated finish resists corrosion

- Sizes: 10, 11, 12, 13, 14, 15, 16, 17, 18 and 19mm



Performance Tool
 260052 15.95 G

10 PC 3/8" DR MET DW SOCKET SET

- Packaged on plastic slide rail for storage
- Recessed edges
- Socket openings are designed to reduce fastener rounding
- Chrome vanadium alloy steel construction for strength and durability
- Polished nickel chrome plated finish resists corrosion
- Sizes: 10, 11, 12, 13, 14, 15, 16, 17, 18 and 19mm



Performance Tool
 260055 27.95 G

19 PC 3/8" DR BLACK SOCKET SET



- 18 double plated black sockets feature both SAE and Metric sockets in popular sizes
- Easy to read laser etching
- Ratchet features indestructible protective coating, chrome vanadium steel core with precision 72 gear teeth
- 6pt SAE Sizes: 5/16, 3/8, 7/16, 1/2, 9/16, 5/8, 11/16, 3/4 and 13/16"
- 6pt mm sizes: 9, 10, 11, 12, 13, 14, 15, 17 and 19mm

P Performance Tool
260054 29.95 A

5 PC SP SOCKET SET



- Recessed edges
- Socket openings are designed to reduce fastener rounding
- Chrome vanadium alloy steel construction for strength and durability
- Polished nickel chrome plated finish resists corrosion
- Large stamping for quick identification.

- SAE Sizes: 5/8, 3/4 and 13/16"
- Metric Sizes: 14 and 18mm

P Performance Tool
260021 18.95 G

1/2" DR QR TEARDROP RATCHET

- Quick Release feature for quick and easy socket changes
- Chrome vanadium alloy steel construction for strength and durability.
- Polished nickel chrome plated finish resists corrosion
- 72 gear teeth
- Larger gear teeth for higher torque and added gear strength
- 9 1/2" length



P Performance Tool
260023 28.95 G

1/2" DR 15" FLEX HANDLE

- Chrome vanadium alloy steel construction for strength and durability
- Polished nickel chrome plated finish resists corrosion
- 15" length



P Performance Tool
260024 15.95 G

3 PC 1/2" DR WOBBLE EXT SET

- Chrome vanadium alloy steel construction for strength and durability
- Polished nickel chrome plated finish resists corrosion
- Increased angle flexibility
- Sizes: 3", 5" and 10"



P Performance Tool
260027 17.95 G

3 PC 1/2" DR EXTENSION SET

- Chrome vanadium alloy steel construction for strength and durability
- Polished nickel chrome plated finish resists corrosion
- Sizes: 3", 5" and 10"



P Performance Tool
260026 13.95 G

1/2" DR UNIVERSAL JOINT

- Chrome vanadium alloy steel construction for strength and durability
- Polished nickel chrome plated finish resists corrosion



P Performance Tool
260025 4.95 G

1/2" F X 3/8" M ADAPTER

- Chrome vanadium alloy steel construction for strength and durability
- Polished nickel chrome plated finish resists corrosion



P Performance Tool
260028 2.95 G

- accessories
- body
- handlebar & grips
- cables & levers
- exhaust
- engine
- fuel & intake
- electrical & ignition
- clutch
- drive
- bearings
- brakes
- steering & suspension
- tires

tools & shop

TOOLS & SHOP

- accessories
- body
- handlebar & grips
- cables & levers
- exhaust
- engine
- fuel & intake
- electrical & ignition
- clutch
- drive
- bearings
- brakes
- steering & suspension
- tires
- tools & shop

9 PC 1/2" DR SAE SOCKET SET

- Recessed edges
- Socket openings are designed to reduce fastener rounding
- Chrome vanadium alloy steel construction for strength and durability
- Polished nickel chrome plated finish resists corrosion
- 6pt std. sizes: 1/2", 9/16", 5/8", 11/16", 3/4", 13/16", 7/8", 15/16" and 1"



260022 19.95 G

9 PC 1/2" DR MET SOCKET SET

- Recessed edges
- Socket openings are designed to reduce fastener rounding
- Chrome vanadium alloy steel construction for strength and durability
- Polished nickel chrome plated finish resists corrosion
- 6pt std. sizes: 12, 13, 14, 15, 16, 17, 18, 19 and 22mm



260029 19.95 G

8 PC 1/2" DR SAE DW SOCKET SET

- Recessed edges
- Chrome vanadium alloy steel construction for strength and durability
- Polished nickel chrome plated finish resists corrosion
- Large stamping for quick identification
- 6pt deep sizes: 1/2", 9/16", 5/8", 11/16", 3/4", 13/16", 7/8", and 15/16"



260030 28.95 G

8 PC 1/2" DR MET DW SOCKET SET

- Recessed edges
- Chrome vanadium alloy steel construction for strength and durability
- Polished nickel chrome plated finish resists corrosion
- Large stamping for quick identification
- 6pt deep sizes: 11, 12, 13, 14, 15, 16, 17, 18, and 19mm



260031 28.95 G

10 PC SAE HEX BIT SOCKET SET

- Chrome vanadium steel construction
- Heat treated for strength
- Bonus storage rail included
- SAE sizes: 3/32", 7/64", 1/8", 9/64", 5/32", 3/16", 7/32", 1/4", 5/16" and 3/8"



260015 19.95 G

10 PC MET HEX BIT SOCKET SET

- Chrome vanadium steel construction
- Heat treated for strength
- Bonus storage rail included
- Metric sizes: 2, 3, 4, 5, 5.5, 6, 7, 8, 9 and 10mm



260016 19.95 G

12 PC STAR BIT SOCKET SET

- Packaged on plastic slide rail for storage
- Chrome vanadium alloy steel construction for strength and durability
- Polished nickel chrom plated finish resists corrosion
- 1/4" Drive sizes: T10, T15, T20, T25, T27 and T30
- 3/8" Drive sizes: T40, T45, T47, T50 and T55
- 1/2" Drive sizes: T60



260056 22.95 G

30 PC HEX KEY SET



- Long and short shank hex keys
- Alloy steel construction
- Includes handy organizer
- 15 Metric hex keys, sizes: .7, .9, 1.3, 1.5, 2, 2.5, 3, 4, 4.5, 5, 5.5, 6, 7, 8 and 10mm
- 15 SAE hex keys, sizes: .028, .035, .050, 1/16, 5/64, 3/32, 7/64, 1/8, 9/64, 5/32, 3/16, 7/32, 1/4, 5/16, and 3/8"

260063 12.95 G



22 PC SAE/MET BALL END HEX

- Alloy steel construction.
- Ball end wrenches are perfect for quick and convenient access to screw heads at angles up to 25 degrees
- Includes plastic holder for storage
- SAE sizes: 0.05, 1/16", 5/64", 3/32", 7/64", 1/8", 9/64", 5/32", 3/16", 7/32", 1/4", 5/16" and 3/8"
- Sizes: 1.5, 2, 2.5, 3, 4, 5, 6, 8 and 10mm



260062 12.95 G



8 PC HEAVY DUTY HEX KEY SET

- Tough, chrome plated steel
- Includes handy key ring style holder to keep keys organized
- Metric sizes: 2, 2.5, 3, 4, 5, 6, 8 and 10mm



W1113 4.55 G



BALL END ALLEN SET

- Made of chrome-vanadium tool steel
- Ball end allows for better access to allen-head bolts (up to 25° working angle)
- Convenient holder included
- Sizes: 1.5, 2, 2.5, 3, 4, 5, 6, 8 and 10mm



678185 17.99 E



10 PC T-HANDLE HEX KEY SET

- Heat treated alloy steel shafts
- Plastic grips add comfort and turning power
- Bonus storage tray mounts on wall or bench



SAE sizes: 3/32", 7/64", 1/8", 9/64", 5/32", 3/16", 7/32", 1/4", 5/16", and 3/8"
Master 10 inner 1

W80274 17.95 G

METRIC SIZES: 2, 2.5, 3, 4, 4.5, 5, 5.5, 6, 8 & 10mm
Master 10 inner 1

W80275 17.40 G



- accessories
- body
- handlebar & grips
- cables & levers
- exhaust
- engine
- fuel & intake
- electrical & ignition
- clutch
- drive
- bearings
- brakes
- steering & suspension
- tires
- tools & shop

| |
|-----------------------|
| accessories |
| body |
| handlebar & grips |
| cables & levers |
| exhaust |
| engine |
| fuel & intake |
| electrical & ignition |
| clutch |
| drive |
| bearings |
| brakes |
| steering & suspension |
| tires |
| tools & shop |

3 PC ALUMINUM HEX & STAR KEY SET



- Lightweight anodized aluminum body and chrome vanadium steel construction for strength and durability
- Ball end on hex keys allow use at angles up to 25 degrees for obstructed areas
- Star keys work on regular and tamper proof star fasteners
- Keys conveniently fold for compact easy storage
- Coded in high visibility colors for easy identification
- SAE hex key sizes: 1/16", 5/64", 3/32", 1/8", 9/64", 5/32", 3/16" and 1/4"
- Metric hex key sizes: 1.5, 2, 2.5, 3, 4, 5, 6 and 8mm
- Star key sizes: T9, T10, T15, T20, T25, T27, T30 and T40

260064 14.95 G



10 PC T-HANDLE STAR KEY SET

- 10 piece t-handle stardriver set
- Heat treated alloy steel shafts
- Plastic grips add comfort and turning power
- Bonus storage tray mounts on wall or bench



Sizes:
T7, T8, T9,
T10, T15,
T20, T25,
T27, T30, T40

W80276 17.40 G



100 PC BIT SET

- Use with screwdrivers, electric drills or socket wrenches
- Includes bit adapters, magnetic bit holder, "Y" style bits, couplers, Phillips, pozi, square, slotted, spanner, star, torque, tamper resistant star, hex triwing, clutch head and spline bits



260073 12.95 G



IMPACT DRIVER/BIT SET



- Ideal for loosening firmly tightened or rusted screws or bolts
- Removable hex adaptor allows use with 3/8" drive sockets and accessories
- Heavy duty blow molded storage case
- Phillips sizes: #2 and #3
- Flat sizes: 5/16" and 3/8"



Impact Driver / Bit Set W2500 17.75 G

Repl. 4 Piece Bit Set (Carded) EM03801 2.95 L

3 PC STEP DRILL SET

- 1/4" hex shank 3 bit set replaces 17 individual drill bits
- Titanium nitride coated high speed steel
- For use with metal, wood and plastic
- Starts on contact, no center punch needed
- Automatically deburs holes as you drill
- 6 step: 3/16", 1/4", 5/16", 3/8", 7/16", 1/2"
- 9 step: 1/4", 5/16", 3/8", 7/16", 1/2", 9/16", 5/8", 11/16", 3/4"
- 13 step: 1/8", 5/32", 3/16", 7/32", 1/4", 9/32", 5/16", 11/32", 3/8", 13/32", 7/16", 15/32", 1/2"




260091 15.95 G



29 PC DRILL BIT SET W/STEEL CASE

- Durable titanium nitride coated high speed steel
- Sizes: 1/16" through 1/2" in 64th increments
- Handy steel storage box included



260092 36.95 G



28 PIECE MECHANIC'S SCREWDRIVER SET

- Oversized fluted handles for comfort and maximum grip
- Chrome vanadium steel shafts for greater strength and durability
- Magnetized tips for extra control
- Contents: 7pcs square shaft slotted screwdrivers, 2pcs round shaft slotted screwdrivers, 6pcs Phillips screwdrivers, 2pcs offset, 3pcs star, 2pcs precision and 1pc each scratch awl and gap gauge
- Phillips sizes: #0 x 2 1/2", #1 x 3", #2 x 1 1/2", #2 x 4", #2 x 8" and #3 x 6"
- Phillips precision sizes: #0 x 1 1/2"
- Square shaft slotted sizes: 1/4 x 1 1/2", 1/8 x 2", 1/8 x 4", 3/16 x 4", 1/4 x 4", 1/4 x 6" and 3/16 x 9"
- Round shaft slotted sizes: 3/16 x 4" and 3/16 x 8"
- Slotted precision sizes: 1/8 x 1 1/2"
- Star sizes: T10, T15 and T20
- Offset sizes: 1/4 x 4 1/2" (1/4 and #1) and 1/4 x 4 1/2" (#1 and #2)



WITH BONUS SPECIALTY PICK SET



W80028 33.60 G

7 PIECE PROFESSIONAL SCREWDRIVER SET



- Seven piece screwdriver set
- Phillips sizes: #1 x 3" and #2 x 4"
- Slotted sizes: 3/16 x 4", 1/4 x 4", 1/8 x 4" and 3/8 x 8"
- #1 x 3", #2 x 4" Phillips



W80007 12.75 G



8 PIECE PROFESSIONAL SCREWDRIVER SET

- Oversize handles for easy use
- Magnetic tips
- Contains Phillips #1 X 3", #2 X 1-1/2", #2 X 4", Slotted 3/16" X 3", 1/4" X 1-1/2", 1/4" X 4", Star T-15, T-20 X 4"

W80008 12.25 G



6 PIECE SCREWDRIVER SET

- Oversized comfort grips for more turning power
- Heat treated alloy steel blades for durability
- Plated shafts for corrosion resistance
- Contents: 3pcs Phillips screwdrivers and 3pcs Slotted screwdrivers



W1703 13.20 G



7 IN 1 STUBBY BIT DRIVER



- High torque ratchet
- 6 bits stored in handle
- Available in 4 colors

W38927 8.90 G



4 IN 1 STUBBY SCREWDRIVER

- Bits store in handle with magnetic hex bit holder
- Includes 3/16" and 1/4" slotted and #1 and #2 Phillips bits
- Red in color



W964 1.60 G



POCKET SCREWDRIVER COMBO

- Phillips and slotted screwdriver bits
- Phillips: #1 and #2
- Slotted: 3/16 and 1/4"
- Built in level
- Mini LED light
- Convenient pocket clip
- Includes 3 LR44 batteries



Red, Blue or Yellow
(Our Choice of Color)

W9161 2.95 G



Buy 12 and get a free display



- accessories
- body
- handlebar & grips
- cables & levers
- exhaust
- engine
- fuel & intake
- electrical & ignition
- clutch
- drive
- bearings
- brakes
- steering & suspension
- tires
- tools & shop

TOOLS & SHOP

- accessories
- body
- handlebar & grips
- cables & levers
- exhaust
- engine
- fuel & intake
- electrical & ignition
- clutch
- drive
- bearings
- brakes
- steering & suspension
- tires
- tools & shop

11 PIECE FULL POLISH COMBINATION WRENCH SETS

- Fully polished chrome vanadium steel construction
- SAE sizes: 1/4", 5/16", 3/8", 7/16", 1/2", 9/16", 5/8", 11/16", 3/4", 13/16", 7/8"
- Metric sizes: Metric sizes: 9, 10, 11, 12, 13, 14, 15, 16, 17, 18 and 19
- Handy storage rack with easy to carry handle



| | | | |
|--------|-------|-------|---|
| SAE | W1061 | 19.95 | G |
| Metric | W1062 | 19.95 | G |



3 PIECE DUAL CUSHION ADJUSTABLE WRENCH SET

- Soft cushion grips with ergonomic shape for safe easy use
- Precision SAE and Metric rule on wrench heads for accuracy
- SAE box ends in handles: 3/8, 9/16 and 3/4"
- Machine polished finish and drop forged for long life



| | | |
|--------|-------|---|
| W30703 | 35.90 | G |
|--------|-------|---|

6" QUICK RELEASE C-CLAMP

- Tough enamel finish
- Chrome plated screw threads
- Precision crafted for smooth operation
- Features quick-release button to save time and twisting
- Malleable iron construction



| | | |
|--------|-------|---|
| 260080 | 16.95 | G |
|--------|-------|---|

7 PIECE DUAL CUSHION PLIER SET


- Perfect for a variety of tasks around the home, garage, or workshop
- Set includes 10" groove joint pliers, 7-1/2" diagonal cutter, 8" long nose pliers, 8" slip joint pliers, 4-1/2" diagonal cutter, bent nose and end nipper pliers



| | | |
|--------|-------|---|
| W30759 | 35.40 | G |
|--------|-------|---|

4 PIECE PLIERS & ADJUSTABLE WRENCH SET

- Double cushion grip handles for comfort and control
- Drop forged alloy steel construction
- Machined jaws for maximum gripping strength
- Cutting pliers feature induction hardened cutting edges for durability
- Contents include 6" diagonal cutter, 6" long nose pliers, 7" linesman pliers and 8" adjustable wrench



| | | |
|-------|-------|---|
| W1701 | 23.30 | G |
|-------|-------|---|

8 PIECE DO IT YOURSELF TOOL SET

- Great set for DIY projects/repairs around the home
- Utility knife, Phillips and slotted screwdrivers, Phillips and slotted precision screwdrivers, 8 in. adjustable wrench, 6" linesman pliers and 10 ft. tape measure



| | | |
|-------|-------|---|
| W1708 | 17.95 | G |
|-------|-------|---|

3 PC LOCK GRIP PLIERS SET

- Drop forged steel construction
- Hardened and tempered milled teeth
- Wire cutters and quick release levers
- Includes three popular sizes - 5", 7" and 10"



| | | |
|--------|-------|---|
| 260010 | 20.95 | G |
|--------|-------|---|

4 PC PLIERS SET

- Double cushion grip handles for comfort and control
- Drop forged steel construction
- Fully polished and chrome plated
- Contents: 6" slip joint, 6" diagonal cutting, 6" long nose and 7" linesman pliers



260019 15.95 G



WIRE CRIMPING TOOL

- Wire cutter, bolt cutter, terminal crimper, wire stripper in 1 handy tool
- Includes assorted terminals
- Display packaged



W190 4.50 G



CUT & PULL WIRE STRIPPERS

- Cuts and removes insulation from wire with a single squeeze of the handle
- Accepts 18, 14, 12, 10 and 8 GA AWG wire



W200 14.30 G



5 PC TAPERED EXTRACTOR SET

- Removes broken studs, bolts, pipes and pipe fittings
- Chrome vanadium steel
- Features flutes for more positive grip
- Includes handy organizer
- Sizes: 1/8", 3/16", 15/64, 5/16" and 3/8"



260094 4.95 G



7 PC CHISEL & PUNCH SET

- Hardened and tempered high carbon steel construction
- Vinyl covered shank absorbs shock and reduces vibration
- Handy storage pouch
- Pin punch sizes: 3/16 x 6"
- Taper punch sizes: 1/8" and 3/16 x 6"
- Center punch sizes: 3/8"
- Cold chisel sizes: 3/8", 1/2" and 5/8"



260061 10.95 G



9-1/2" GROOVE JOINT PLIERS

- Drop forged steel
- Cushion grips
- Fully polished head



260011 8.95 G



7 WAY CRIMPING TOOL

- Wire cutter, terminal crimper and wire stripper in one handy tool
- Black anodized finish with insulated grips
- Crimp slot on end of tool secures most ignition terminals including "W" type, right angle and "High Tower" terminals
- Crimps 7 mm to 8.5mm ignition wire
- Works with 10 to 22 gauge solderless terminals



W86500 7.25 G



40 PIECE TAP & DIE SETS

- Tap wrench, T-handle tap wrench, die stock, screwdriver and screw pitch gauge
- NC, NF and NPT sizes
- 17 taps and 17 dies
- Storage case




SAE W4001 30.40 G

Metric W4002 30.40 G



SAE & METRIC SIZE CATCHER

- Instantly measure the size of any nut or bolt head
- Inch and metric gradations on opposite sides
- SAE range of 5/16" to 1"
- Metric range of 8 to 25mm
- Easily carried in pocket or on key chain
- Display packaged



W9162 7.05 G

HEAVY DUTY NUT SPLITTER

- Removes rusted, stripped, and stubborn nuts
- Self-centering wobble tip
- Offset design for easier operation
- Splits nuts 7/16" to 3/4"
- Drop forged steel construction
- Plated to resist corrosion
- Heat treated chisel



W88030 16.75 G



- accessories
- body
- handlebar & grips
- cables & levers
- exhaust
- engine
- fuel & intake
- electrical & ignition
- clutch
- drive
- bearings
- brakes
- steering & suspension
- tires

tools & shop

| |
|-----------------------|
| accessories |
| body |
| handlebar & grips |
| cables & levers |
| exhaust |
| engine |
| fuel & intake |
| electrical & ignition |
| clutch |
| drive |
| bearings |
| brakes |
| steering & suspension |
| tires |
| tools & shop |

16 OZ BALL PEIN HAMMER

- Drop forged high carbon steel head
- Heavy duty hardwood handle



260012 6.95 G



4 LB SLEDGE HAMMER

- Heavy duty fiberglass handles for strength and durability
- Anti-shock, rubber cushion grips
- Mirror polish heads



260009 19.95 G



8 OZ RUBBER MALLET

- Rubber head
- Tubular chrome plated handle
- Rubber grip for comfort
- Many uses around home and shop



260014 2.95 G



16 OZ RUBBER MALLET

- Rubber head
- Tubular chrome plated handle
- Rubber grip for comfort
- Many uses around home and shop



260013 4.95 G



6 PIECE HOME TOOL SET

- Versatile set for DIY projects, repairs around the house and general everyday use
- Phillips and slotted screwdrivers, claw hammer, slip joint pliers, utility knife, and 12 ft. tape measure



W1707 26.20 G



25' X 1" SAE/MET TAPE MEASURE

- Convenient and quick fractional readout every 1/8"
- Both SAE and Metric markings on tape measure blade
- Durable casing stands up to rough treatment
- Easy to find bright color



260059 5.95 G



67 PIECE HAND RIVETER SET

- Includes riveter with 4 nozzles
- 15 each of the following rivets: 3/32", 1/8", 5/32" and 3/16"



W2017 15.20 G

3 PC PRY BAR SET

- Curved blade design provides extra leverage
- Capped ends allow user to strike with a hammer without damaging the head
- Blade protection for added safety
- Sizes: 8", 12" and 17-3/4"



260020 12.95 G



4-1/2" ANGLE GRINDER

- 5/8-11 spindle for mounting the most popular accessories
- 2-position side handle
- Powerful 5 Amp motor
- 11,000 RPM no-load speed
- Includes: 4-1/2" grinding wheel, side handle
- Metal gear case dissipates heat for longer life
- Spindle lock for quick wheel/blade changes

260087 51.95 G



COMBO FINGERNAIL BRUSH W/MAGNET

- Combination fingernail, hand and utility brush
- Contoured handle for better grip



260071 1.95 G

2" FINE CUPPED WIRE BRUSH

- Fine 1/4" shank
- Use with any power drill
- Many utility cleaning uses at home and shop



W1212 4.60 G

UTILITY WIRE BRUSH

- Solid wood handle
- Steel bristles
- Cleans rust, paint, dirt, and much more, quickly and easily
- Carded



W1152 2.80 G

GRUNGE BRUSH™

Chain and gear cleaning has never been faster or easier! Scrub the chain with the horseshoe shaped bristles at one end of The Grunge Brush™ to clean all four sides of the chain. Use the long bristles on the other end of the brush to clean components like sprockets, derailleurs, cranksets, brakes and pedals.

Regular component cleaning prevents premature wear and tear on chain and sprockets, eliminates chain skipping caused by dirt and grunge, and assures smooth operation of drivetrain and brakes.

The Grunge Brush™ can be used dry or for deep cleaning action, use it with Citrus Bike Chain Degreaser or Multi Bike Degreaser, by simply spraying degreaser onto the chain or directly onto bristles. Grunge Brush™ scrubbing action, coupled with a Finish Line bike degreaser, will leave your drivetrain looking like new



GRUNGE BRUSH

SS800 13.95 L



GRUNGE BRUSH COMBO PACK WITH CLEANER

SS900 18.95 L



REPLACEMENT BRUSH SET


SS400 5.95 L



- accessories
- body
- handlebar & grips
- cables & levers
- exhaust
- engine
- fuel & intake
- electrical & ignition
- clutch
- drive
- bearings
- brakes
- steering & suspension
- tires
- tools & shop

- accessories
- body
- handlebar & grips
- cables & levers
- exhaust
- engine
- fuel & intake
- electrical & ignition
- clutch
- drive
- bearings
- brakes
- steering & suspension
- tires
- tools & shop

MINI SPRING HOOK TOOL



- Ergonomic handle provides a secure grip at every angle
- For use on exhaust pipe springs, seat or tank holding springs, cotter pins, side stand springs and more



144166 6.99 E

HEAVY DUTY SPRING HOOK



- The T-handle adds security to your grip when applying tension to the spring
- Used to remove exhaust pipe springs, seat or tank holding springs, cotter pins, sidestand springs and other parts



678127 15.99 E

SPRING HOOK

- Exhaust spring tool with rubber coated handle



6212206 14.95 L


DELUXE SPRING TOOL

- Exhaust spring tool



214091 17.95 G

DELUXE SPRING TOOL MULTI-PAK



214092 39.95 G



- Contains a selection of exhaust spring hook tools
- 26.5 cm (10-1/2") curved tool with perpendicular hook
 - 31 cm (12-1/4") angled tool with parallel hook
 - 25 cm (9-3/4") straight tool with parallel hook
 - 14 cm (5-1/2") straight tool with parallel hook
 - 14 cm (5-1/2") straight tool with perpendicular hook

DIGITAL CALIPER



- Measures outside, inside, step and depth
- 0" to 6" SAE range
- 0mm to 150mm metric range
- SAE to metric conversion
- Large easy to read LCD display
- Zero setting at any position within measuring range
- Thumb wheel with lock
- Battery included



W80152 25.95 G

6" PLASTIC CALIPER

- 4 way measurements for outside, inside, step and depth




260093 1.95 G



6" COMPOSITE DIGITAL CALIPER

- Rugged impact resistant composite material
- Easy to read SAE and metric LCD display
- Low battery warning with 12 month average battery life
- Includes 1.5V button cell battery
- Specifications: accuracy +/- .001" (.2mm)
- Resolution: 0.0005"/0.01mm
- Temperature operating range: 32° F to 104° F
- Overall length: 9-1/2"
- Throat depth: 1-9/16"



260098 13.95 G



7 PC BEARING RACE & SEAL DR SET

- Quickly and easily installs wheel bearing races and seals without destruction to race or axle housing
- Set includes six discs to fit common bearing sizes
- Sizes: 1.565", 1.75", 1.965", 2.325", 2.47" & 2.555"



260095 36.95 G



BEARING REMOVER

- Dependable split collet design, 22mm
- For use with 142195 Bearing Removal Driver, Large
- Great addition to 142204 Metric Driver Set
- Heat treated for durability and long service life



144152 14.37 E

COMPRESSION BOLT REMOVAL TOOL FOR WP 4860 MXMA CC

- For removing and installing the compression valve assembly from the fork cap
- Allows you to properly torque the compression valve assembly during installation
- 17mm hex head
- Made from billet 6061 T-6 aluminum
- Anodized finish with laser engraving
- Fits 2007 and 2011 KTM w/WP 4860 MXMA CC forks



142346 17.99 E

STEERING HEAD BEARING RACE DRIVER

- Fit tapered bearings 41-42mm, 47-48mm, 51-52mm and 55-56mm
- Laser etched for easy identification
- Made of durable 6061-T6 anodized aluminum
- Ergonomic handle
- Motion Pro innovative double sided drivers
- Safely installs tapered bearing race in the frame



144167 49.99 E

STEERING STEM BEARING TOOL

- Removes and installs tapered Roller bearing at base of steering stem
- Blue anodized bearing protectors are made from 6061 billet aluminum and laser etched for easy identification
- Compact design to fit within steering stops on lower triple clamp
- Protects steering stem during bearing removal and installation process
- Includes 26mm, 28mm, 30-31mm, 35-36mm race protectors for installing bearing race
- Fits most motorcycles w/ tapered roller bearing at base of steering stem



Removal process requires cutting outer sheet metal cage from bearing assembly



144163 142.99 E

BEARING DRIVER SET

- Fits bearing with 12-25mm I.D. and 32-47mm O.D.
- Adapters can be changed quickly to accommodate a wide range of bearing combinations
- Durable steel handle and anodized aluminum drivers
- Laser etched adapters for easy identification
- Comes with protective blow molded case
- Includes: Driver handle, I.D driver adapters (12mm, 15mm, 17mm, 20mm, and 25mm) and O.D. driver adapters (32mm, 35mm, 40mm and 47mm)



144168 74.99 E

DELUXE SUSPENSION BEARING SERVICE TOOL

- Designed for quick and easy removal and precise installation of suspension linkage and swing arm pivot bearings and for use on 20 and 22mm blind bearings
- Fits most off-road motorcycles and ATVs
- Includes blind bearing collet for removal of 20mm blind bearings (other sizes available)
- Anodized aluminum mandrels reduce the possibility of damaging bearing surfaces
- Laser etched markings
- Eliminates the need for a shop press
- Protective blow-molded case for easy storage



142228 155.99 E

BLIND BEARING & BUSHING REMOVER

- 2 pound slide-hammer
- Crossbar type shaft allows easy collet removal
- Necessary tool for most transmission rebuilds
- Can be used for wheel bearing removal
- Set includes 30mm, 25mm, 20mm, 17mm, 15mm, 12mm, 10mm and 8mm collets



142226 271.99 E

- accessories
- body
- handlebar & grips
- cables & levers
- exhaust
- engine
- fuel & intake
- electrical & ignition
- clutch
- drive
- bearings
- brakes
- steering & suspension
- tires

tools & shop

| |
|-----------------------|
| accessories |
| body |
| handlebar & grips |
| cables & levers |
| exhaust |
| engine |
| fuel & intake |
| electrical & ignition |
| clutch |
| drive |
| bearings |
| brakes |
| steering & suspension |
| tires |
| tools & shop |

TAPPET FEELER GAUGES

- Accurate tappet adjustments
- Angled blade for easy access to tappets
- Makes adjustment quick and easy



| | | | |
|------------|---------------|--------------|---|
| .002-.003" | 678052 | 27.99 | E |
| .004-.005" | 678053 | 29.99 | E |
| .006-.008" | 678054 | 29.99 | E |

BELT TENSION GAUGE

- Compact design
- Scale for easy reference
- Designed to work with all belt drive models with a 10 lb. specification
- Replaces H-D® OEM #40006-85



| | | |
|---------------|--------------|---|
| 142270 | 24.99 | E |
|---------------|--------------|---|

UNIVERSAL FLY WHEEL PULLER

- Makes pulling flywheels much easier
- One-piece machined design for extra strength
- Puller includes: (6) 6mm bolts, (4) 8mm bolts with washers



| | | |
|----------------|--------------|---|
| 725-010 | 44.95 | G |
|----------------|--------------|---|

FLYWHEEL PULLER

- For most ATVs, snowmobiles, motorcycles and watercraft engines
- Complete with hardware kit and adapter for male or female removal



| | | |
|---------------|--------------|---|
| 629620 | 41.95 | L |
|---------------|--------------|---|

UNIVERSAL HEAVY DUTY FLYWHEEL PULLER

Pull those tough flywheels with ease with this SLP built puller. Strong and built to last for years. This puller is designed with specially shaped slots that allow its use on all two-stroke snowmobile flywheel bolt patterns. Puller includes high quality grade 10.9 bolts, six mm and four 8mm.



| | | |
|----------------|--------------|---|
| SP20205 | 89.95 | B |
|----------------|--------------|---|

MAXIMUM DUTY FLYWHEEL PULLER

Pull those tough flywheels with ease. The strongest and most durable flywheel puller available. Puller supplied with high quality grade 10.9 bolts: 6mm short, six mm long, and three 8mm long.



| | | |
|----------------|---------------|---|
| SP20142 | 119.95 | B |
|----------------|---------------|---|

PISTON PIN PULLER

Includes two plungers: 14mm & 17mm



| | | |
|---------------|--------------|---|
| 571565 | 26.95 | L |
|---------------|--------------|---|

PISTON PIN PULLER

Includes four plungers: 12.6mm, 15.8mm, 19mm & 22mm



| | | |
|-----------------|--------------|---|
| 62-12016 | 49.95 | L |
|-----------------|--------------|---|

SNAP RING PLIERS

- Does both inside and outside opening snap rings or clips
- Includes 3 extra sets of tips, 1 additional straight tip and 2 offset or angled tips



678186 15.99 E

PISTON RING INSTALLER

- Installs and removes piston rings 3/64" through 1/4"
- Comfortable vinyl grip handles



W80575 6.95 G



COMBINATION INTERNAL/EXTERNAL SNAP RING PLIERS

- Internal and external pliers
- Includes straight, 90 degree and 45 degree tips



1725 11.30 G



HEAVY DUTY 3 JAW GEAR PULLERS

- Heavy duty drop forged steel
- Heat treated for maximum strength
- Jaws plated for corrosion resistance
- Reversible jaws for multiple applications



| | | | |
|----|------|-------|---|
| 4" | 9020 | 14.95 | B |
| 6" | 9021 | 20.95 | B |
| 8" | 9022 | 30.95 | B |



PISTON RING COMPRESSOR

- Use to install pistons on most passenger cars
- Positive compression and adjustable friction brake
- Instructions included
- Band Diameter
- Sizes:
 - SAE 2-1/8" to 5"
 - (Metric 53 to 127mm)



260096 15.95 G



PISTON PIN PULLER

- Remove or install piston wrist pins easily with this puller from SLP
- The body of this puller is made of a special high strength composite which eliminates marking, scarring or distortion of the piston
- The face of the body of this puller is specially designed to bridge recessed wrist pin bosses found on late model pistons in order to provide a straight, precise pull each and every time
- It is provided with three different sizes of nuts, which fit wrist pins from 15mm thru 24mm



SP20181 59.95 B



SMALL ENGINE CYLINDER HONE



- Piston cylinder hone 2" - 7"
- Flexible shaft
- Adjustable honing tension
- 2" to 7" diameter range (50.8-177.8mm)
- 2" through 4" and 4" through 7" settings
- Three 220 grit 3" stones



Cylinder Hone W80560 36.95 G

Set of 3 Repl. Stones W80561 12.45 G

- accessories
- body
- handlebar & grips
- cables & levers
- exhaust
- engine
- fuel & intake
- electrical & ignition
- clutch
- drive
- bearings
- brakes
- steering & suspension
- tires

tools & shop

TOOLS & SHOP

- accessories
- body
- handlebar & grips
- cables & levers
- exhaust
- engine
- fuel & intake
- electrical & ignition
- clutch
- drive
- bearings
- brakes
- steering & suspension
- tires
- tools & shop

SPARK PLUG GAPPER

- Spark plug gap gauge
- Easy to read markings to set gaps quickly and easily
- Tapered hole adjusts electrode
- SAE .020" to .100"
- Metric 0.5 to 2.5mm
- Display packaged



W80535 1.20 G



SPARK PLUG GAP GAUGE

- Spark plug gauge and gap tool
- Accurately set spark plugs with electrode tool included
- 7 durable round wire blades in decimal and metric sizes
- SAE Sizes: .020", .025", .028", .030", .032", .035" and .040"
- Metric Sizes: .50, .63, .71, .76, .81, .89, 1.00mm




W162 2.30 G



SPARK PLUG GAUGE

- Spark plug gauge
- 8 Blades
- Decimal and metric sizes
- Electrode adjuster




- SAE Sizes: .015", .018", .020", .025", .028", .030", .035" and .040"
- Metric Sizes: .40, .45, .50, .64, .70, .75, .90 and 1.00 mm

W127 4.55 G



SPARK PLUG THICKNESS GAUGE

- 32 blades
- .010" brass blade for transistorized ignitions
- SAE Sizes: .0015, .002, .0025, .003, .004, .005, .006, .007, .008, .009, .010, .011, .012, .013, .014, .015, .016, .017, .018, .019, .020, .021, .022, .023, .024, .025, .026, .028, .030, .032, .035 inch
- Metric Sizes: .04, .05, .06, .08, .10, .13, .15, .18, .20, .23, .25, .28, .30, .33, .35, .38, .40, .43, .45, .48, .50, .53, .55, .58, .60, .63, .65, .70, .75, .80, .88mm



W125 6.60 G



SPARK PLUG HOLE THREAD CHASER

- Quickly & easily cleans dust, carbon & metal particles from spark plug hole
- 18mm turn with 13/16" deep socket
- Display packaged

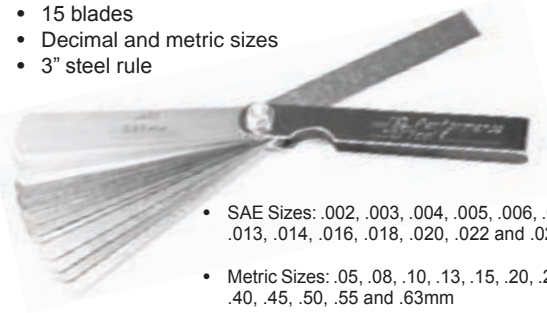


W80539 7.25 G



SPARK PLUG THICKNESS GAUGE

- 15 blades
- Decimal and metric sizes
- 3" steel rule



- SAE Sizes: .002, .003, .004, .005, .006, .008, .011, .012, .013, .014, .016, .018, .020, .022 and .025 inch
- Metric Sizes: .05, .08, .10, .13, .15, .20, .28, .30, .33, .35, .40, .45, .50, .55 and .63mm

W131 4.30 G



SPARK PLUG WRENCH

- 12mm wrench - Fits all "D" size NGK spark plugs
- Zinc Plated
- 4-5/8" in length



EM04110 4.95 L



HEAVY DUTY SPARK PLUG WRENCH

- 10mm - 14mm
- 3 way tip to fit all ATV spark plugs
- Chrome finish
- 2-7/8" in length



EM04100 4.95 L



SPARK PLUG WRENCH

- Cast, chrome finished
- Combination wrench fits 14mm or 18mm spark plugs




LP15849 5.95 L



RATCHET SPARK PLUG WRENCH

- Designed to fit where there is limited space on many water-cooled 2-stroke machines
- Ratchet mechanism works one way
- Fits standard 13/16" plugs



678147 15.99 E



SPARK PLUG WIRE TESTER

- Identifies damaged spark plug wire easily by moving tool along wire towards spark plug
- Tester light flashes in sync with spark plug firing until it runs across a break in wire



W80530 8.30 G

ECONOMY IGNITION TESTER


An easy to use, time saving piece of shop equipment



1754 11.20 G

IGNITION/SPARK PLUG TESTER

- Checks the integrity of the electrical ignition and magneto/coil ignition systems of lawn mowers, boat motors, motorcycles and automobiles
- Checks both current and voltage and will indicate fouled electrodes
- E-Z view LED and neon lamps for easy accurate reading, pocket size



7731 9.95 H

BATTERY TERMINAL CLEANER

- All metal construction
- Quality stainless steel brushes
- Cleans both battery post and terminals



W147 2.60 G

DEGREE WHEEL

- Manufactured from .052 in. thick aluminum with a 6 3/4" outside diameter and a 6mm center hole
- Black anodized finish with easy to read numbers
- Check or set ignition and/or cam timing
- May be used on 2 & 4-stroke engines



678092 14.99 E

DUAL IGNITION SYSTEM TESTER

- Test the integrity and strength of your ignition system
- Spark plug gap is adjustable from 0mm to 10mm
- The larger the gap our ignition will jump, the stronger your system is
- Will test the ignition on most motorcycles, watercraft, ATVs and snowmobiles



678122 10.50 E

BATTERY/ALTERNATOR VOLTAGE CHECKER

- For all 12 volt systems
- Easy to read LED lights
- Shows battery state-of-charge and level of alternator output



W2980 9.95 G

POCKET MULTI-TESTER

- Tests AC and DC circuits
- Volt and ohm analyzer
- Includes batteries and instructions



W2979 12.00 G

DIGITAL MULTI-TESTER

- Features AC and DC volt measurement, DC current measurement, resistance measurement, diode test and Ohms
- LCD, on/off switch and two 32" test leads
- Low battery and over range indicators
- Automatic zero adjust
- 9V battery included



W2974 14.40 G

TUBE STYLE BATTERY TESTER

- Precision calibrated
- Color coded indicator float
- Acid resistant



W1653 4.15 G

DELUXE 12 VOLT TESTER

- Checks 12 volt accessory circuit
- For autos, trucks, trailers and boats
- Test lead with alligator clip



W2975C 3.15 G

12 VOLT HEAVY DUTY CIRCUIT TESTER

- Heavy duty test lead with spring clip
- Tests 6, 12 and 24 volt AC and DC circuits
- Reinforcing spring prevents damage to test lead at base of handle



W2981 6.75 G

- accessories
- body
- handlebar & grips
- cables & levers
- exhaust
- engine
- fuel & intake
- electrical & ignition
- clutch
- drive
- bearings
- brakes
- steering & suspension
- tires

tools & shop

- accessories
- body
- handlebar & grips
- cables & levers
- exhaust
- engine
- fuel & intake
- electrical & ignition
- clutch
- drive
- bearings
- brakes
- steering & suspension
- tires
- tools & shop



JUMPER/BOOSTER CABLES



SUPER-DUTY BOOSTER CABLES

- 55% more power than 10 gauge cables
- Patent pending Cinch-Lock™ Technology for safer and easier jump starts

232025 35.95 G



JUMPER CABLES

- Easy to use, easy to store
- Convenient storage bag
- Heavy duty, 8 ft., 8-gauge cables won't stiffen or freeze
- Tangle resistant, encased rubber grips for safer use



920-228 25.95 E

BATTERY JUMPER CABLE SET

- 64" long
- 10 gauge
- Color coded terminal
- Clamps for safe and secure handling
- Display packaged



EM96300 12.95 L

BATTERY JUMPER CABLES

- Conveniently sized for motorcycle-to-motorcycle jump start
- Five feet in length
- Heavy-duty alligator clips are color-coded red and black
- Conductor wire is firmly soldered to clamp for durability and reliability

142500 15.99 E



HOUR METERS • MINI TACH • STOP WATCH

HOUR METER

- Track service life of your vehicle: oil changes, valve adjustments, spark plugs, etc.
- Easy installation - peel and stick, no wiring necessary, or attach with enclosed hardware, and no battery required, connects to spark plug wire
- Works on any gas engine
- Records and displays to 9,999.9 hours
- Hour glass symbol appears and flashes on/off to indicate counting time
- Automatic roll over
- 100% epoxy encapsulated casing resists water
- One year warranty


HL8063 35.99 G



RE-SETTABLE HOUR METER DIRT BIKE, ATV & SNOWMOBILES

- Use on any gasoline engine 2/4 stroke
- Flashes "Clean Air Filter" at 5 hours
- Flashes "Change Oil" every 10 hours
- Flashes "Valve Service" every 20 hours
- All services count down the last 10 hours
- Easily reset with a touch of a button
- Timer Mode allows you to record individual sessions
- Total hours accumulated is not resettable

HL8067 39.99 G



HOUR/TACH METER

- Has same features as hour meter plus tachometer feature
- Works on any gas engine up to 2 cylinders and 9000 rpm
- Firing pattern 1 spark = 1rpm
- Resolution 10 RPMs
- Maximum RPMs 9000
- Suitable for all single and twin, two or four cycle gasoline engines operation within specified tachometer firing pattern

HL8061 35.99 G



VIBRATION METER

- Track service life of all non-engine applications - automatic vibration activated recording
- Easy installation - peel and stick, no wiring necessary, or attach with enclosed hardware
- Records and displays to 9,999.9 hours
- Hour glass symbol appears and flashes on/off to indicate counting time
- Automatic roll over / Resolution 0.1 hour
- 100% epoxy encapsulated casing resists water
- No power required - sealed waterproof lifetime battery

HL8065 47.40 L



ROBIC STOP WATCH

- Easy to use timer allows you to focus on the event or activity
- Includes Event-Lap/Split Lap Counter
- Ultra precise multi-mode stopwatch with memory recall and lap counter
- Lap, split or event timing
- Five memory recall
- Auto lap counter up to 99
- Auto lap/Split release
- 1st-5th place times
- Water resistant to 30 meters
- Break-Away safety lanyard
- Uses CR-2032 Lithium battery

HL8100 35.99 L



MINI TACH

- The ultimate tuning device
- Accurately records up to 10,000 RPMs and also meters total engine run time
- Will work on all 1 or 2 cylinder 4-stroke engines with electronic ignition.
- Installs in just minutes with no special tools or mechanical experience

770295 69.95 G



HOUR/TACH ADJUSTABLE METER

- Includes log book to track your service and settings
- Adjustable input and re-settable Max RPM
- Works on all gasoline engines
- No battery or ground wire required
- Easy installation
- 100% epoxy encapsulated cases are water resistant
- Record and display in increments of .01 hours up to 9,999.9 hours
- Hourglass symbols appear and flash on/off to indicate counting time
- Automatic roll-over

109000 36.95 G



HOUR METER

- Includes log book to track your service and settings
- Adjustable input and re-settable Max RPM
- Works on all gasoline engines
- No battery or ground wire required
- Easy installation

109002 36.95 G



INSTRUMENT STYLE BRACKET



- Fits standard Wiseco hour meter or tachometer



109001 9.95 G

- accessories
- body
- handlebar & grips
- cables & levers
- exhaust
- engine
- fuel & intake
- electrical & ignition
- clutch
- drive
- bearings
- brakes
- steering & suspension
- tires


tools & shop

12V AUXILIARY POWER SOURCES

The following items provide a dependable source of power for electrical accessories using a standard adapter plug. For spotlights, tire pumps, GPS, cell phones etc. Can be installed on any 12V system such as snowmobiles, ATVs, tractors, boats, vehicles, motor homes etc.

12-VOLT 3-WAY OUTLET

- 12-volt DC accessory plug
- Built-in 10 amp fuse protects against overload
- Useful for multiple 12-volt accessories: cell phone charger, GPS, laptop, strobe light
- Retail packaged



BY5601 6.45 G

POWERPOINT 12 VOLT POWER OUTLET W/RELAY

- Wire length 150cm
- Mounts to your handlebars or can be installed without handlebar clamp; includes everything needed to install
- 100% waterproof



120140 48.95 L

EXTENSION POWER CORD

- With On/Off switch
- Can take up to 12 amp and 150 watts of current



621201 9.95 L

POWER OUTLET

- 12 Volt power outlet. Requires 12 volt battery source
- Fits all Ski-Doo models plus many others
- Replaces Ski-Doo #861-5072-00



571085 13.95 L

9 FOOT POWER OUTLET

- Clips to any 12 volt battery
- Perfect item to plug in spotlights, cell phones, etc. 3 foot cord and 15 amp safety fuse



621203 6.95 L

DUAL POWER OUTLET

- The perfect solution when you want to plug in several items at one time.



621202 9.95 L

CIGARETTE LIGHTER

- Moisture-resistant lighter designed for all weather use in an open space
- Clamp-on design fits almost anywhere



EM44410 16.95 L

UNIVERSAL DC CONNECTOR

- Will fit your electric shields, handlebar grip heater, hot socks, phone bags, etc. RCA standard; with dash adapter



621601 6.95 L

CIGARETTE LIGHTER WITH MAP LIGHT

- 30" extension with combination lighter/map light
- Plugs into lighter socket
- Comes with hang clip



EM44420 14.95 L

EMERGENCY CELL PHONE CHARGER

- Features 2 bright white LEDs
- Provides limited battery charge for emergency situations
- Charger specifications: Input voltage is 1.2 to 1.5 volts
- Output voltage is 5.7v +/- 5%
- Charging time is 1 to 3 hours (varies by phone, battery levels and capacity)
- Typical efficiency is 88 to 93%
- Includes 7 adaptors for Nokia, Samsung, Sony Ericsson, Apple, Blackberry and Motorola brand cell phones



260077 10.60 G



RCA JACK DUAL SPLITTER

- Converts any single-output RCA power source into two power ports
- Works great when you need to operate communication systems, heated helmet shields and other electrical accessories



120142 5.95 L

CIGARETTE LIGHTER POWER PORT

Equipped with an LED power-alert, RCA output jack



Replaceable 10 Amp Fuse **120120 9.95 L**
Non-replaceable Fuse **621200 7.95 L**

CIGARETTE LIGHTER POWER PORT


- Equipped with an LED power-alert & USB output jack



120141 13.95 L

CARBURETOR LEAK DETECTOR

- Provides a simple method of checking needle and seat pressure as well as impulse diaphragms, etc.



LD1075 56.95 G

CARBURETOR VACUUM SYNCHRONIZER

FOR BALANCING MULTIPLE CARBURETORS

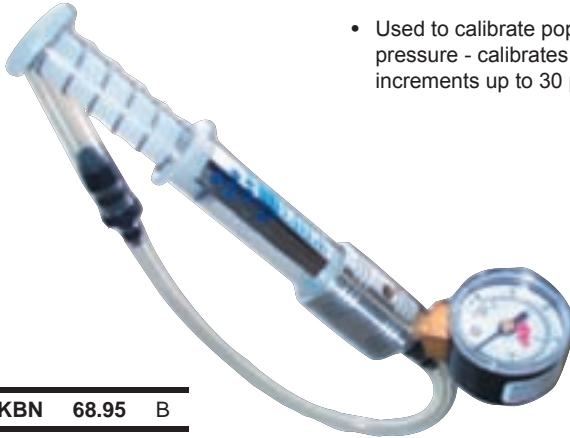
- This precision instrument gives mechanics and techs a visual method of balancing carburetors with a high degree of accuracy



ED4027 52.95 D

POP OFF GAUGE

- Used to calibrate pop off pressure - calibrates 1/2 psi increments up to 30 psi



MKBN 68.95 B

COMPRESSION TESTER 0-300 PSI

- Tapered rubber tip fits all common spark plug holes
- Large easy to read gauge
- SAE (0 PSI to 300 PSI) and Metric (1 to 21 kg/cm²)



260097 19.95 G



TWO-STROKE LEAK DOWN TESTER (DETECTOR)

- Designed to check for air leaks in 2-stroke engines
- Includes air pressure gauge, pump-up bulb and most fittings and adapters for single and twin cylinder 2-stroke motorcycle engines
- Packed in a convenient carry box, complete with instructions



678071 308.99 E

CARBURETOR POCKET TUNER

- Pocket size calculator used to determine required jetting changes in carburetors due to changes in temperature and altitude



MK550 7.20 G

COMPRESSION TESTER

- Designed to check cylinder compression
- Contains hoses for 10mm, 12mm and 14mm spark plug applications
- Features a quick disconnect with a pressure release valve and a 3000 lb. gauge
- Packed in a convenient carry box, complete with instructions



678188 119.99 E

- accessories
- body
- handlebar & grips
- cables & levers
- exhaust
- engine
- fuel & intake
- electrical & ignition
- clutch
- drive
- bearings
- brakes
- steering & suspension
- tires

tools & shop

- accessories
- body
- handlebar & grips
- cables & levers
- exhaust
- engine
- fuel & intake
- electrical & ignition
- clutch
- drive
- bearings
- brakes
- steering & suspension
- tires
- tools & shop

MAIN JET WRENCH & CARRIER

- Rubber cap holds spare main jets in handle
- Aftermarket



6mm hex **678023** 5.50 E

MIKUNI SPARE JET CARRIER

- Store 19 spare main jets in a molded neoprene rubber carrier complete with special jet removal tool (LP15859)
- Carrier may be placed in tool box without loss or damage to precision jets



LP07301 7.95 L



MIKUNI CARB TOOL KIT

- Service tool kit includes all tools necessary to service Mikuni carburetors



| | | | |
|----------------|----------------|-------|---|
| Genuine Mikuni | VMTK | 29.65 | D |
| Imported | LP15866 | 14.95 | L |

FCR CARB TOOL

- Contains longer bits for reaching into recessed cavities to adjust Keihin FCR carburetors
- Ideal for trail riders and garage mechanics alike
- Includes 6mm hex for main jets, long-reach straight slot for pilot jets and a 3mm Allen for float bowl removal



678181 16.50 E

CARB ADJUSTING TOOL

- Designed for multi-units
- Fits both Mikuni and Keihin carburetors
- 11" long, made of alloy steel



678022 18.99 E

SYNCPRO CARB TUNER

- Precise four channel vacuum indicator designed specifically for intake synchronization of engines with multiple carburetors or throttle bodies (max vacuum range 40cm Hg)
- New mercury-free design uses non toxic manometer fluid
- For use with any 2, 3 or 4 cylinder four stroke motorcycles
- Spill proof design means the tool can be stored in a horizontal or vertical position
- Rugged, impact resistant ABS enclosure with convenient storage area for adapters
- Includes manometer fluid, hoses, 5mm adapters, in-line restrictors and instructions
- Unaffected by barometric pressure changes
- Includes hang hook to clip onto the handlebars for easy use
- Easy to read scale for precise synchronization
- Rubber feet on enclosure bottom helps prevent sliding
- Optional 6mm adapters are available for use on most Yamaha models
- 5mm adapters are used on many Honda and Suzuki models
- Most Kawasaki models do not need adapters



678411 102.99 A

6MM CARB ADAPTOR SET

- Replacement carb adaptor set for use with vacuum carb synchronization tools



678040 10.50 E

SYNC PROMANOMETER FLUID REFILL

- Non-toxic / Mercury free
- Motion Pro blue color
- SyncPro Manometer Fluid Refill does NOT work with older Motion Pro mercury carburetor synchronizers



678415 6.99 E

SHOCK SPANNER PUNCH

- Ideal tool for turning hard to reach lock ring and preload ring on rear shocks
- Angled brass tip gives secure bite and protects ring from damage
- Heavy duty construction
- Long shaft to reach hard to get at shocks



143457 17.99 E



NITROGEN SHOCK GAUGE & FILLER

- 300 PSI capacity
- Bleeder valve & T-handle plunger pin chuck
- Swivel chuck has a 12" flexible hose
- Instructions, carrying box and Schrader valve extension included (required on some Showa shocks)



680072 233.99 D

90 DEGREE 1/4 INCH HEX DRIVER

- Precision made of aircraft grade aluminum and stainless steel
- Designed for hard-to-reach areas and air/fuel mixture screws on multi-cylinder motorcycles
- Gear driven 1/4" hex drive
- Includes five 1/4" hex drive bits (all 1 1/2" long) - Straight-slot, Phillips, D-shaped air/fuel mixture screw bit, 6 mm hex jet bit and 1/4" -hex-to- 1/4" -drive bit
- Can be used with any 1/4" or 6mm hex bits
- Strongest tool of its type on the market
- Max torque is 60 in. lbs.
- 17.5" long
- Replaceable drive gears
- Limited 1-year warranty
- Replaces OEM Harley-Davidson® #HD-33413-A



142164 76.99 E

| |
|-----------------------|
| accessories |
| body |
| handlebar & grips |
| cables & levers |
| exhaust |
| engine |
| fuel & intake |
| electrical & ignition |
| clutch |
| drive |
| bearings |
| brakes |
| steering & suspension |
| tires |

tools & shop

TOOLS & SHOP

- accessories
- body
- handlebar & grips
- cables & levers
- exhaust
- engine
- fuel & intake
- electrical & ignition
- clutch
- drive
- bearings
- brakes
- steering & suspension
- tires
- tools & shop

HARDWARE ASSORTMENTS



200 PC SPRING ASSORTMENT



W5200 9.05 L

560 PC COTTER PIN ASSORTMENT



W5205 10.70 L

150 PC COTTER PIN ASSORTMENT



W5206 14.20 L

300 PC E-CLIP ASSORTMENT



W5208 10.20 L

150 PC HAIR PIN ASSORTMENT



W5210 9.20 L

300 PC SNAP RING ASSORTMENT



W5212 9.50 L

160 PC WIRE TERMINAL ASSORTMENT



W52131 17.10 L

70 PC GREASE FITTING ASSORTMENT



W5215 15.20 L

720 PC WASHER ASSORTMENT



W5218 7.95 L

200 PC HEX HEAD DRILL SCREW ASSORTMENT



W5220 10.90 L

347 PC NUT & BOLT ASSORTMENT-SAE




W52211 7.30 L

347 PC NUT & BOLT ASSORTMENT-METRIC



W52221 7.30 L

500 PC RIVET ASSORTMENT



W5228 14.95 L

150 PC WING NUT ASSORTMENT



W5219 13.10 L

1200 PC NUT, BOLT, & WASHER ASSORTMENT



W5226 39.95 L

285 PC MULTI-USE ELECTRICAL REPAIR KIT



W5207 38.60 L

120 PC FUSES



W5368 13.95 L

26 PC HOSE CLAMPS



W5348 8.95 L

METRIC KIT REPLACEMENT HARDWARE

Priced per package • Sold in packages of 10 only • All the popular metric nuts, bolts & washers that fit your atv, motorcycle and snowmobile

| PART # | DESCRIPTION & (HEAD SIZE) | PART # | DESCRIPTION & (HEAD SIZE) | PART # | DESCRIPTION & (HEAD SIZE) |
|--------|------------------------------------|---------|----------------------------------|--------|--------------------------------|
| MP0005 | Nut, 5mm (8mm) 0.80 G | MP0110 | Nut, Flange 10mm (14mm) 2.86 E | MP0206 | Nut, Nylock 6mm (10mm) 1.23 E |
| MP0006 | Nut, 6mm (10mm) 1.23 E | MP0112 | Nut, Flange 12mm (17mm) 3.83 E | MP0208 | Nut, Nylock 8mm (12mm) 1.89 E |
| MP0008 | Nut, 8mm (12mm) 1.57 G | MP0405 | Nut, Acorn 5mm (8mm) 1.70 G | MP0210 | Nut, Nylock 10mm (14mm) 3.52 E |
| MP0010 | Nut, 10mm (14mm) 1.89 E | MP0406 | Nut, Acorn 6mm (10mm) 2.51 E | MP1004 | Washer, Flat 4mm 0.60 G |
| MP0012 | Nut, 12mm (17mm) 3.83 E | MP0408 | Nut, Acorn 8mm (13mm) 2.23 E | MP1005 | Washer, Flat 5mm 0.69 H |
| MP0306 | Nut, Fuji-Lock 6mm (10mm) 3.83 E | MP0410 | Nut, Acorn 10mm (14mm) 4.17 G | MP1006 | Washer, Flat 6mm 0.92 E |
| MP0308 | Nut, Fuji-Lock 8mm (13mm) 4.99 G | MP0412 | Nut, Acorn 12mm (17mm) 5.14 G | MP1008 | Washer, Flat 8mm 1.57 G |
| MP0310 | Nut, Fuji-Lock 10mm (17mm) 6.50 G | MP36251 | Washer, fender 6mm 1.57 G | MP1010 | Washer, Flat 10mm 1.57 G |
| MP0312 | Nut, Fuji-Lock 12mm (19mm) 13.26 E | MP38251 | Washer, fender 8mm 1.49 G | MP1012 | Washer, Flat 12mm 1.75 G |
| MP2004 | Washer, Lock 4mm 0.89 G | MP0610 | Bolt, m6x10 (10mm) 1.60 G | MP0415 | Bolt, m4x15 (12mm) 1.35 G |
| MP2005 | Washer, Lock 5mm 1.71 G | MP0615 | Bolt, m6x15 (10mm) 1.75 G | MP0425 | Bolt, m4x25 (12mm) 3.55 L |
| MP2006 | Washer, Lock 6mm 1.25 G | MP0620 | Bolt, m6x20 (10mm) 1.99 G | MP0810 | Bolt, m8x10 (12mm) 4.17 G |
| MP2008 | Washer, Lock 8mm 2.15 G | MP0625 | Bolt, m6x25 (10mm) 1.99 G | MP0815 | Bolt, m8x15 (12mm) 3.30 G |
| MP2010 | Washer, Lock 10mm 1.80 G | MP0630 | Bolt, m6x30 (10mm) 2.35 G | MP0820 | Bolt, m8x20 (12mm) 3.25 G |
| MP2012 | Washer, Lock12mm 3.55 G | MP0635 | Bolt, m6x35 (10mm) 2.49 G | MP0825 | Bolt, m8x25 (12mm) 3.49 G |
| MP0520 | Bolt, m5x20 (8mm) 1.49 G | MP0640 | Bolt, m6x40 (10mm) 2.75 G | MP0830 | Bolt, m8x30 (12mm) 3.50 G |
| MP0525 | Bolt, m5x25 (8mm) 1.59 G | MP0645 | Bolt, m6x45 (10mm) 4.17 G | MP0835 | Bolt, m8x35 (12mm) 5.80 G |
| MP0530 | Bolt, m5x30 (8mm) 4.05 L | MP0650 | Bolt, m6x50 (10mm) 2.50 G | MP0840 | Bolt, m8x40 (12mm) 4.50 G |
| MP1020 | Bolt, m10x20 (14mm) 7.59 G | MP1220 | Bolt, m12x20 (17mm) 14.20 L | MP0845 | Bolt, m8x45 (12mm) 6.43 E |
| MP1025 | Bolt, m10x25 (14mm) 7.74 G | MP1230 | Bolt, m12x30 (17mm) 16.15 L | MP0850 | Bolt, m8x50 (12mm) 5.60 G |
| MP1030 | Bolt, m10x30 (14mm) 8.64 E | MP1816 | Bolt, Flange m8x16 (10mm) 2.99 G | MP2610 | Screw, Allen Head m6x10 2.80 G |
| MP1035 | Bolt, m10x35 (14mm) 9.99 G | MP1820 | Bolt, Flange m8x20 (10mm) 2.99 G | MP2612 | Screw, Allen Head m6x12 2.74 G |
| MP1040 | Bolt, m10x40 (14mm) 11.39 G | MP1825 | Bolt, Flange m8x25 (10mm) 3.49 G | MP2616 | Screw, Allen Head m6x16 3.11 G |
| MP1045 | Bolt, m10x45 (14mm) 12.50 G | MP1830 | Bolt, Flange m8x30 (10mm) 3.50 G | MP2618 | Screw, Allen Head m6x18 3.46 E |
| MP1050 | Bolt, m10x50 (14mm) 12.50 G | MP1835 | Bolt, Flange m8x35 (10mm) 3.99 G | MP2620 | Screw, Allen Head m6x20 3.46 E |
| MP1610 | Bolt, Flange m6x10 (8mm) 1.99 G | MP1840 | Bolt, Flange m8x40 (10mm) 3.99 G | MP2625 | Screw, Allen Head m6x25 3.80 G |
| MP1616 | Bolt, Flange m6x16 (8mm) 2.25 G | MP1850 | Bolt, Flange m8x50 (10mm) 5.25 G | MP2630 | Screw, Allen Head m6x30 4.17 G |
| MP1620 | Bolt, Flange m6x20 (8mm) 2.35 G | MP3608 | Screw, Pan Head m6x8 1.99 G | MP2635 | Screw, Allen Head m6x35 4.85 G |
| MP1625 | Bolt, Flange m6x25 (8mm) 2.30 G | MP3612 | Screw, Pan Head m6x12 2.25 G | MP2640 | Screw, Allen Head m6x40 4.85 G |
| MP1630 | Bolt, Flange m6x30 (8mm) 2.65 G | MP3616 | Screw, Pan Head m6x16 2.25 G | MP2645 | Screw, Allen Head m6x45 5.20 G |
| MP1635 | Bolt, Flange m6x35 (8mm) 2.75 G | MP3618 | Screw, Pan Head m6x18 3.99 G | MP2650 | Screw, Allen Head m6x50 5.57 G |
| MP1640 | Bolt, Flange m6x40 (8mm) 2.49 G | MP3620 | Screw, Pan Head m6x20 2.75 G | MP2655 | Screw, Allen Head m6x55 5.92 E |
| MP1645 | Bolt, Flange m6x45 (8mm) 2.99 G | MP3625 | Screw, Pan Head m6x25 2.99 G | MP2660 | Screw, Allen Head m6x60 6.75 G |
| MP2820 | Screw, Allen Head m8x20 5.80 G | MP3630 | Screw, Pan Head m6x30 3.25 G | MP2665 | Screw, Allen Head m6x65 7.05 G |
| MP2825 | Screw, Allen Head m8x25 6.29 E | MP3635 | Screw, Pan Head m6x35 3.60 G | MP2670 | Screw, Allen Head m6x70 7.50 G |
| MP2830 | Screw, Allen Head m8x30 6.99 G | MP3640 | Screw, Pan Head m6x40 3.99 G | MP3510 | Screw, Pan Head m5x10 1.25 G |
| MP2835 | Screw, Allen Head m8x35 5.50 G | MP3645 | Screw, Pan Head m6x45 4.10 G | MP3512 | Screw, Pan Head m5x12 1.75 G |
| MP2840 | Screw, Allen Head m8x40 5.89 G | MP3650 | Screw, Pan Head m6x50 4.39 G | MP3516 | Screw, Pan Head m5x16 1.99 G |
| MP2845 | Screw, Allen Head m8x45 6.20 G | MP3655 | Screw, Pan Head m6x55 7.74 G | MP3520 | Screw, Pan Head m5x20 2.25 G |
| MP0105 | Nut, Flange 5mm (8mm) 0.99 G | MP3660 | Screw, Pan Head m6x60 8.20 G | MP3525 | Screw, Pan Head m5x25 2.35 G |
| MP0106 | Nut, Flange 6mm (10mm) 1.57 G | MP0204 | Nut, Nylock 4mm (7mm) 0.99 G | MP3530 | Screw, Pan Head m5x30 2.49 G |
| MP0108 | Nut, Flange 8mm (12mm) 2.23 E | MP0205 | Nut, Nylock 5mm (8mm) 0.99 G | | |

- accessories
- body
- handlebar & grips
- cables & levers
- exhaust
- engine
- fuel & intake
- electrical & ignition
- clutch
- drive
- bearings
- brakes
- steering & suspension
- tires
- tools & shop

TOOL PACK HARDWARE KIT CARD OF 12 PACKS

- Display holds 12 hardware kits
- Kits have 22 pieces that contain nuts, bolts, and washers most commonly needed for Off-Road/MX repairs
- Designed for modern off-road, MX and Dual Sport motorcycles
- Developed to carry in your T6 Tool Pack for trail side repairs, but equally as useful in your toolbox

MP1200 59.88 G



METRIC HARDWARE KITS & REPLACEMENT HARDWARE

- Kits feature grade 5 hardware with a zinc finish
- Sold in an adjustable section box measuring 13.5" x 9.25"

ALL KITS ARE 250 PIECES

| PART # | DESCRIPTION | |
|--------|---|----------|
| MP0200 | Hardware Kit, Standard Metric Bolts: An assortment of 6mm bolts from 6x10 through 6x45, 8mm bolts 8x10 through 8x50 & 10mm bolts 10x20 through 10x50 (all in 5mm increments) | 134.99 G |
| MP0100 | Hardware Kit, Metric Nuts: An assortment of standard, nylock, flange, fuji lock and low dome acorn nuts | 99.99 G |
| MP0400 | Hardware Kit, Allen Bolts: An assortment of 6mm allen head bolts from 6x10 through 6x70, 8mm allen head bolts from 8x20 through 8x45 (all in 5mm increments) | 129.99 G |
| MP0300 | Hardware Kit, Flange Head Bolts: An assortment of 6mm flange head bolts from 6x10 through 6x45 and 8mm flange head bolts from 8x16 through 8x50 (all in 5mm increments) | 51.99 G |
| MP0000 | Hardware Kit, Washers: An assortment of flat & lock washers from 4mm through 12mm. Includes 6mm (19mm outside dia.) and 8mm (22mm outside dia. fender washers) | 49.99 G |
| MP0500 | Hardware Kit, Pan Head Screws: Assortment of 5mm pan head screws from 5x10 through 5x30 (in 5mm increments) 6mm pan head screws including 6x8, 6x12, 6x16, 6x18, then 6x20 through 6x60 (in 5mm increments) | 78.99 G |
| MP1100 | Hardware Kit, Off-road: All essential fasteners for an off-road mechanic's shop | 42.99 E |

TOOLS & SHOP



SAFE WORK ENVIRONMENTS ARE EXPECTED TODAY! THAT DOES NOT HAVE TO MEAN THAT SAFETY PRODUCTS CANNOT BE BOTH DESIRABLE AND STYLISH. IN FACT SOME SAFETY PRODUCTS HAVE CLEARLY CROSSED THE LINE BETWEEN "HAVE TO WEAR" AND "WANT TO WEAR".

- accessories
- body
- handlebar & grips
- cables & levers
- exhaust
- engine
- fuel & intake
- electrical & ignition
- clutch
- drive
- bearings
- brakes
- steering & suspension
- tires
- tools & shop

RANGER POLYCARBONATE FRAME/LENS

- Functional safety glasses never go out of style
- Complete protection at a very economical price
- The design incorporates side shields and brow protection
- Lens made from uncoated Polycarbonate, and it provides excellent impact resistance, as well as 99.9% UV protection
- Amber lens improves contrast at dusk or in overcast conditions
- Fits over many prescription glasses
- Ranger complies with ANSI Z87.1-2003 (Z87+) and CE-EN-166



| | | | |
|-------|--------------|-------------|---|
| Clear | EV10C | 2.45 | B |
| Amber | EV10A | 2.65 | B |

MAXIMUFF HIGH PERFORMANCE, ECONOMY EAR MUFF

- SuperSeal ear cushions for long term comfort
- A soft cushioned headband
- Self-aligning suspension, and easy adjustment
- 28 dB NRR, 30 dB SNR



| | | |
|-------------|--------------|---|
| EV35 | 15.95 | B |
|-------------|--------------|---|

VALUEMUFF COMFORT AND PROTECTION

- Soft and pliable SuperSeal ear cushions
- Low headband force and light- weight, 6.8 oz.
- Easy adjustments with flexible slide clips
- Noise Reduction Rating down to 25 dB NRR - 28 dB SNR



| | | |
|-------------|--------------|---|
| EV25 | 10.30 | B |
|-------------|--------------|---|

BLUE CORDED EAR PLUGS

- Cushioning foam, tapered pod design for easy insertion into any size ear canal
- Assures uncompromising seal
- Noise reduction rating of 32 db (decibels)



SAVE 10% WHEN YOU BUY 100!

| | | |
|--------------|-------------|---|
| EV211 | 0.40 | B |
|--------------|-------------|---|

PROGUARD YELLOW SAFETY CAPS

- Elvex ProGuard safety caps offer the following features and benefits:
- The lightweight shell is made from tough Polyethylene
- ProGuard is available with pin-lock and two different ratchet suspensions
- The standard suspensions are made from flexible Polypropylene and have wide contact areas towards the head. This helps provide long term comfort and durability. A soft brow pad is standard.



| | | |
|--------------|-------------|---|
| EV304 | 7.50 | B |
|--------------|-------------|---|



GO-SPECS™ LIGHTWEIGHT LIKE SAFETY GLASSES, SEALING LIKE GOGGLES

Elvex Go-Specs™ primary objective is to provide an extra measure of protection in dusty and dirty environments. Wind blown particles such as dust, sand, cement, chemicals can cause serious eye irritation and damage. In addition to this specialized task, Go-Specs offers a full range of features and benefits:

- Impact resistant molded lens with SuperCoat™ anti-fog coating
- 1.8 mm thick Polycarbonate lens with a base 6 curvature
- Polyurethane foam seal
- Angle adjustable temples
- 99% UV protection for UV A, B and C, 180-380 nm
- Tested to ANSI Z87 (+)
- High velocity impact resistant

| | | | |
|----------------|--------------|--------------|---|
| Clear Anti-Fog | EV401 | 10.20 | B |
| Gray Anti-Fog | EV402 | 10.55 | B |

XENON ULTRA LIGHTWEIGHT DESIGN FOR COMFORT & STYLE

- Elvex Xenon safety glasses represent our most lightweight design. They are so lightweight that it is easy to forget that you have them on.
- Xenon fits smaller faces and female faces very well.
- Comfortable and stylish design
- In addition to its good looks Xenon offers a soft rubber nose bridge and colorful rubber inserts on the temples.
- Tested to ANSI Z87.1-2003 (Z87+), and to CE EN-166.

| | | | |
|----------------|--------------|-------------|---|
| Clear | EV141 | 2.75 | B |
| Clear Anti-Fog | EV142 | 3.65 | B |
| Blue | EV143 | 2.95 | B |
| Indoor/Outdoor | EV144 | 3.40 | B |
| Gray | EV145 | 2.95 | B |
| Gray Anti-Fog | EV146 | 3.85 | B |
| Mirror | EV147 | 3.40 | B |



ORBIT COOLEST STYLE YET

- Cool wrap design with straight temples
- Straight rubber tipped temples
- Tinted lens version have a shiny silver frame
- Complies with ANSI Z87+

| | | | |
|------------------------|--------------|-------------|---|
| Clear w/Graphite Frame | EV361 | 5.75 | B |
|------------------------|--------------|-------------|---|

ELITE FOR THE STYLE CONSCIOUS

Styling aside, this frame offers a soft rubber nose bridge as well as rubber tipped temples. Complies to ANSI Z87.1-2003 (Z87+).

| | | | |
|----------------------------------|---------------|-------------|---|
| Clear w/Gray Frame | EV2001 | 5.25 | B |
| Clear w/Blue Frame | EV2002 | 5.25 | B |
| Gray Lens w/Black & Yellow Frame | EV2003 | 5.50 | B |
| Indoor/Outdoor w/Gray Frame | EV2004 | 5.95 | B |



TRIX HIGH STYLE COMBINED WITH LOW COST

Trix safety glasses provide style and comfort at a very affordable price.

- Available in the following lenses: clear, clear anti-fog, gray, indoor/outdoor and silver mirror
- All lenses provide 99% UV protection
- Universal length temples
- Complies with ANSI Z87.1-2003 (Z87+) and CE-EN-166

| | | | |
|----------------|--------------|-------------|---|
| Clear | EV171 | 3.10 | B |
| Clear Anti-Fog | EV172 | 3.95 | B |
| NCB Gray | EV173 | 3.30 | B |
| Indoor/Outdoor | EV174 | 3.95 | B |

- accessories
- body
- handlebar & grips
- cables & levers
- exhaust
- engine
- fuel & intake
- electrical & ignition
- clutch
- drive
- bearings
- brakes
- steering & suspension
- tires
- tools & shop

| |
|-----------------------|
| accessories |
| body |
| handlebar & grips |
| cables & levers |
| exhaust |
| engine |
| fuel & intake |
| electrical & ignition |
| clutch |
| drive |
| bearings |
| brakes |
| steering & suspension |
| tires |
| tools & shop |

NITRILE GLOVES

- 100% synthetic nitrile polymer
- Superior puncture, tear and chemical resistance with excellent dexterity
- Latex free and powder free, eliminates potential allergic reactions to natural rubber latex protein
- Textured surface provides strong grip for both wet and dry applications
- Protects hands from oil and grease
- Universal fit for right or left hand



| | | | |
|----|--------|-------|---|
| M | 144295 | 13.99 | E |
| LG | 142516 | 13.99 | E |
| XL | 142517 | 13.99 | E |

PERFORMANCE TECH WEAR MECHANIC GLOVES

- Protects hands from cuts, scrapes and burns
- Comfortable and durable
- Thick enough to protect and thin enough to handle small objects
- Soft, flexible fabric is breathable and easy to clean



| | | | |
|---------|--------|-------|---|
| Small | W88998 | 20.95 | G |
| Medium | W88999 | 20.95 | G |
| Large | W89000 | 20.95 | G |
| X-Large | W89001 | 20.95 | G |



SWIVEL SEAT BAR STOOL

- 30" high with 14" round padded seat that swivels 360°
- Durable vinyl covering
- Chrome plated tubular steel legs
- Non-slip rubber feet for stability



Great for your garage, game room, etc.

| | | |
|--------|-------|---|
| W85010 | 54.90 | G |
|--------|-------|---|



ROLL - AROUND STOOL

- Pneumatic action adjusts seat to 20" height quickly & easily
- Convenient 15" diameter tool tray
- Shielded 2-1/2" casters
- Fully padded 12" diameter seat



| | | |
|--------|-------|---|
| W85008 | 51.60 | G |
|--------|-------|---|



LED WORKLIGHT

- 24 super bright white LEDs
- Convenient built in hook
- Strong magnet attaches to almost any metal surface
- Swivel hook adjust to multiple angles and stores away easily
- Includes (3) AA batteries



| | | |
|-------|-------|---|
| W2424 | 16.50 | G |
|-------|-------|---|



5 LED MINI HEAD LAMP

- Adjustable elastic headband
- Adjusts 90° for use anywhere
- Easy on and off, just twist
- Spring loaded slip attaches to hats and other thin items
- Super bright LED's never need replacing
- Includes 2 CR2032 Lithium batteries



| | | |
|-------|------|---|
| W2393 | 6.95 | G |
|-------|------|---|



SUPER BRIGHT 9 BULB LED POCKET FLASHLIGHT

- 3 1/2" tall
- Super Bright Nichia LED never needs replacing
- Aluminum housing with camo pattern
- 55 lumens
- 3.5 hour run time
- 100m beam



Buy 16 and get a free display



W2452 5.95 G

55 LUMEN TACTICAL LED FLASHLIGHT

- Super Bright Nichia LED never needs replacing
- Anodized tactical aluminum housing
- Water and impact resistant
- 55 lumens, 3.5 hour run time, 100m beam
- Ring colors may vary



W2457 8.90 G

POCKET LED FLASHLIGHT

- Black essential LED flashlight
- Super Bright Nichia LED never needs replacing
- Anodized aluminum housing
- 55 lumens, 3.5 hour run time, 100m beam



W2450 4.95 G

2-PACK 55 LUMEN LED FLASHLIGHT

- 2 pack essential LED Flashlights
- Super Bright Nichia LEDs never need replacing
- Anodized aluminum housing
- 55 lumens
- 3.5 hour run time
- 100m beam



W2459 10.95 G

ALUMINUM LED FLASHLIGHT

- Super Bright Nichia LED never needs replacing
- Anodized aluminum housing
- 55 lumens, 3.5 hour run time, 100m beam
- Single LED Flashlight

(Our Choice of Color)



W2451 4.95 G

NGK LED POCKET FLASHLIGHT

- 9 ultra-bright white LED's
- All lights continue to function even if one burns out
- AAA batteries included, not inserted
- 100,000 hours LED life cycle rating



228113 10.00 B

2 IN 1 LED LIGHT & LASER

- Flexible head super bright LED light
- Red laser pointer
- Pocket clip
- Magnetic base
- 3 bonus LR44 Batteries (6 batteries total)
- 2 in 1 Light & Laser (Our Choice of Color)



W2380 4.60 G

12 VOLT MINI SPOTLIGHT

- 10 watt bulb
- Plugs into 12V receptacle
- Retractable cable (approx. 10 ft.)
- Includes strong magnetic mount



W2376 7.10 G



- accessories
- body
- handlebar & grips
- cables & levers
- exhaust
- engine
- fuel & intake
- electrical & ignition
- clutch
- drive
- bearings
- brakes
- steering & suspension
- tires
- tools & shop

- accessories
- body
- handlebar & grips
- cables & levers
- exhaust
- engine
- fuel & intake
- electrical & ignition
- clutch
- drive
- bearings
- brakes
- steering & suspension
- tires
- tools & shop

MAGNETIC TRAYS

- High quality heavy duty magnet
- Sticks to almost any metal surface
- Keeps small metal parts and tools from getting lost or misplaced
- Very handy even sideways or upside-down



| | | | |
|--------------------|-------|-------|---|
| 6" Round | W1264 | 5.20 | G |
| 9.5" x 5.5" Oblong | W1265 | 11.10 | G |

3 PIECE INSPECTION TOOL SET

- Includes a lighted magnetic pick-up tool, telescoping inspection mirror and a mini magnetic parts tray
- Lighted magnetic pick-up tool: lifts up to 8 lbs., has a bright LED light; extends from 6-1/2" to 33"
- Telescoping inspection mirror: extends from 6-1/2" to 19" and has a 2" round mirror
- Both have a cushion grip handle and a handy pocket clip



| | | |
|-------|-------|---|
| W1932 | 14.40 | G |
|-------|-------|---|



POCKET MAGNETIC RETRIEVER

- Extends from 4 3/4" to 18 1/2"
- Convenient pocket clip
- Easily retrieves small parts from confined areas



| | | |
|-------|------|---|
| W1261 | 2.55 | G |
|-------|------|---|



8 LB. MAGNETIC PICKUP TOOL

- Heavy duty magnetic tip retrieves objects up to 8 lbs.
- Retriever extends over 24"
- Cushion grip handle
- Handy pocket clip

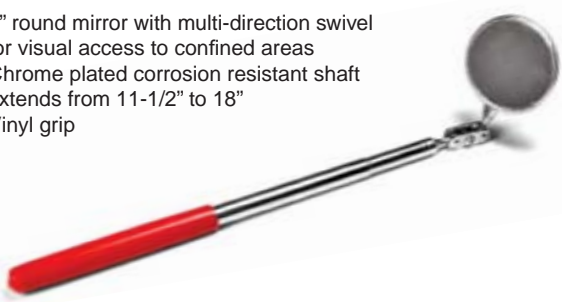


| | | |
|-------|------|---|
| W9101 | 3.50 | G |
|-------|------|---|



SWIVEL INSPECTION MIRROR

- 2" round mirror with multi-direction swivel for visual access to confined areas
- Chrome plated corrosion resistant shaft extends from 11-1/2" to 18"
- Vinyl grip



| | | |
|-------|------|---|
| W1262 | 5.30 | G |
|-------|------|---|



2 PIECE SPECIALTY PICK SET

- Hardened tips and knurled center grips
- Also useful for retrieving small parts, nuts, washers, etc.
- Contains 90° double end scribe for etching metals and soft materials
- O-ring & Seal Pick for easily removing & installing O-rings & seals
- Carded



| | | |
|--------|------|---|
| W80750 | 4.35 | G |
|--------|------|---|



8 PIECE SPECIALTY PICK & DRIVER SET

- Chrome vanadium steel shafts with magnetic tips
- High visibility PVC handles
- Contains: curved hook, offset 45° hook, 90° hook, straight pick, 1/8 in. slotted screwdriver, #0 Phillips screwdriver, T-15 star driver and T-20 star driver



| | | |
|------|------|---|
| W941 | 5.95 | G |
|------|------|---|



CLAW & MAGNETIC RETRIEVERS

- Pick up small items from confined areas with its flexible shaft
- Strong durable magnets and powerful claws for easy retrieval
- Carded



| | | | |
|------------------------|-------|------|---|
| 24" Retriever Claw | W1184 | 2.95 | G |
| 24" Magnetic Retriever | W1182 | 3.10 | G |



CARBON & GASKET SCRAPER

- Alloy steel construction
- Plated to resist corrosion



W234 5.35 G



1-1/4" RIGID OFFSET SS SCRAPER

- Perfect for removing gaskets, sealers & caked on materials
- Rigid stainless steel blade w/sharp chisel tip
- Ergonomic grip w/broad hilt for greater comfort & control
- Offset design for hard to reach areas



260072 5.95 G



UTILITY KNIFE & BLADES

- 3 position retractable blade
- Extra blade included stores in handle
- Indispensable around the home, shop & office



| | | | |
|------------|------|------|---|
| Knife | W745 | 4.10 | L |
| Blades (5) | W744 | 1.80 | L |

MINI RAZOR SCRAPER

- Perfect at scraping labels & paint over spray off glass surface
- Tough polypropylene construction
- Protective safety cap
- Ergonomic grip for greater comfort & control
- Includes one standard razor blade



260060 2.95 G



FOLDING LB UTILITY KNIFE



- Strength of a fixed blade w/convenience of pocket knife
- Change blades with the push of a button
- Compact design folds down to 3 9/16" for easy storage & portability
- Blade locks in open position for safety
- Handy belt clip
- Available in red or blue handle



RED HANDLE

260017 6.95 G



BLUE HANDLE

260018 6.95 G

15 IN 1 MULTI FUNCTION TOOL



W9321 18.95 G

- Compact 6 in. folding design deal for mechanics, campers, sportsmen and more
- Stainless steel blades and tools
- Lightweight aluminum handle with rubber grips for comfort
- Functions: standard pliers, long nose pliers, wire stripper, wire cutter, knife, saw, large slotted screwdriver, medium slotted screwdriver, small slotted screwdriver, Phillips screwdriver, can opener, serrated blade, fine edge, file, bottle opener

MINI MULTI TOOL W/MERCH STRIP

- Stainless steel multi tool features spring loaded plier jaws, wire cutters, slotted and Phillips screwdrivers, knife blades, bottle opener, nail file and more
- Handy in your pocket, purse, glove box or tool kit
- Lightweight and durable



260058 10.95 G



BREAKAWAY UTILITY KNIFE

- Retractable blade with automatic lock
- End cap detaches to safely break blade tips
- Yellow in color



W972 1.00 G



- accessories
- body
- handlebar & grips
- cables & levers
- exhaust
- engine
- fuel & intake
- electrical & ignition
- clutch
- drive
- bearings
- brakes
- steering & suspension
- tires
- tools & shop

accessories
body
handlebar & grips
cables & levers
exhaust
engine
fuel & intake
electrical & ignition
clutch
drive
bearings
brakes
steering & suspension
tires
tools & shop

100 PC 8" WHITE CABLE TIES

260082 4.80 G

- 100 piece cable ties
- 8" length
- Tensile strength 40 lbs.
- Resealable bag

100 PC 8" BLACK CABLE TIES

260083 3.95 G



50 PC 11" CABLE TIES

- 1/8" wide x 11" long
- 25 white and 25 black
- UL approved nylon



260081 2.95 G

MULTI-PURPOSE CABLE TIES HANDY ASSORTMENTS FOR THE HOME, OFFICE, OR SHOP

- 1000 piece cable tie assortment
- Four lengths, color coded
- (500) 4", (100) 6", (300) 8" and (100) 12" cable ties
- Great for home, shop, office, RV, boat and so much more



W2925 17.30 G



MULTI-PURPOSE CABLE TIES HANDY ASSORTMENTS FOR THE HOME, OFFICE, OR SHOP

250 Piece Package




W2918 7.80 G



QUICK TIES

- Simple, secure, and strong
- Floats
- No knots, no stretching, no hooks to slip
- High density steel alloy core with high density foam coat
- Retail packaged
- 4 pack



BY5480 5.65 G



3 IN 1 STAPLER

- Easy slide open staple loading feature
- Easy smooth squeeze
- Handy storage case
- Includes 300 staples, 300 nails and 300 U-Shaped staples
- Comfort grip handle for extended use



260076 15.95 G



PVC ELECTRICAL TAPE

- Black
- Heavy gauge 7 mil. thermo-plastic UL approved for insulation of splices in insulated conductors of 5000 volt rating



3/4" x 30' W501 0.75 L

3/4" x 60' W502 1.20 L



DUCT TAPE

- 1-7/8" x 30'
- Sold each



W3103 2.40 G



Popularity of these four models allows greater production economics without sacrifice of quality and we pass these savings on to you. The 400 Series clutches have more contact surface than most competitors. The 400 Series clutch has built-in staying power. Almost 3-3/4 square inches of steel friction material engagement shoe surface assures positive pulling power as long as the R.P.M. is in full contact range. There's no slipping when you need the "go-power". The 400 Series clutches have continued performance even when they were partly destroyed in torture tests. Bearings have been almost completely worn through by sand and the 400 Series continued to function.



AUTOMATIC CENTRIFUGAL CLUTCHES
4 Cycle Bikes • Arctic Kitty Cat
Single Sprocket Self-Contained Clutches

| PART # | TYPE | TEETH | BORE | CHAIN | A | B | C | D |
|--------|---------|-------|------|-------|----|----|----|-----------|
| 209760 | 39.65 E | CSC* | 12 | 3/4 | 35 | 4" | 1" | 1.74 2.22 |

* Comet Self Contained

CSC 400 SERIES
Engines to 5 HP



DRIVE BELTS FOR 20/30 SERIES UNITS

6" & 7" DIAMETER UNITS • 3/4" TOP WIDTH



FOR PARTS BREAKDOWN OR SHEETS FOR INFORMATION - CONTACT OUR OFFICE

| 6" DIAMETER DRIVEN | 7" DIAMETER DRIVEN | OUTSIDE DIAMETER | ASYMMETRICAL PART # | MARKED ON BELT |
|--------------------|--------------------|------------------|---------------------|----------------|
| 6-15/16 - 7 | No Fit | 27.36 | 203589 21.95 J | 994-70 |



SMOOTHER • LESS FRICTION
• EXTENDED LIFE • EFFICIENT



"SS" SPROCKET CLUTCHES

With 3/16" keyway. Two set screw holes
90 degrees apart - tapped 1/4-28.



| PART # | BORE | TEETH | CHAIN | PITCH |
|--------|---------|-------|---------|-------|
| MT1234 | 39.95 H | 3/4" | 12T #35 | 3/8" |
| MT1258 | 39.95 H | 5/8" | 12T #35 | 3/8" |
| MT1034 | 39.95 H | 3/4" | 10T #41 | 1/2" |
| MT1058 | 39.95 H | 5/8" | 10T #41 | 1/2" |
| MT1158 | 39.95 H | 5/8" | 11T #35 | 3/8" |
| MT1334 | 39.95 H | 3/4" | 13T #35 | 3/8" |

SPROCKETS

Including Bronze Bushings • Reference #2

| PART # | DESCRIPTION |
|--------|---|
| MT462 | 18.95 G For 5/8" clutch, 35 Chain, 11 Tooth |
| MT463 | 18.95 G For 3/4" clutch, 35 Chain, 12 Tooth |
| MT465 | 16.95 G For 3/4" clutch, 35 Chain, 13 Tooth |
| MT468 | 18.95 G For 3/4" clutch, 41 Chain, 10 Tooth |
| MT469 | 14.95 G For 5/8" clutch, 41 Chain, 10 Tooth |

TIPS FOR PROPER BELT ADJUSTMENT USING 6" OR 7" DRIVEN UNITS

1. Select belt for nearest approx. shaft setting.
2. Check belt tension. Belt should be at its highest point in the driven pulley flanges. Remove outer half of driven clutch. Squeeze belt down and pull forward as shown. Position engine so that 1/8" to 3/16" of clearance is provided around clutch bushing/hub. NOTE: By increasing the spring tension of the torque system...the power ratio of the system (driver and drive) is held longer at higher engine rpm's before it is overcome by driver. To shorten the time required for the driven member to attain ratio, DECREASE the amount of spring tension of the torque cams. This will allow the rpm of the drive clutch to move power ratio of the driven unit at a faster rate in a lower rpm.



MAX-TORQUE PULLEY CLUTCHES

Pulley has a 3.20" O.D. and the clutch drum is 4.2" O.D.



| PART # | BORE |
|---------|--------------|
| MT32034 | 62.99 G 3/4" |
| MT32058 | 55.99 G 5/8" |

BRONZE BUSHING BEARINGS

Reference #3

| PART # | DESCRIPTION |
|--------|----------------------------------|
| MT455 | 2.68 H For 3/4" Clutch (7/8" ID) |
| MT456 | 2.95 H For 5/8" Clutch (3/4" ID) |



SHAFT SNAP RING

Sold each • (Reference #1)

| PART # | DESCRIPTION |
|--------|--------------------|
| MT450 | 0.75 B 3/4" Clutch |
| MT452 | 0.75 B 5/8" Clutch |



SET SCREW FOR MAX-TORQUE CLUTCH

Set Screw (1/4") • Sold Each (Minimum 10)

| | |
|-------|--------|
| MT119 | 0.25 H |
|-------|--------|



CENTRIFUGAL CLUTCH KEY

3/16" x 3/4" • Sold Each (Minimum 10)

| | |
|-------|--------|
| MT445 | 0.44 H |
|-------|--------|



MANCO TO COMET CROSS REFERENCE



| MANCO # | COMET # |
|---------|---------|
| 1154 | 200393A |
| 2433 | 203783A |
| 2795 | 203588A |
| 3619 | 203792A |
| 4292 | 203580A |
| 5959 | 203589A |
| 6814 | 203784A |
| 9659 | 203590A |
| 8192 | 203593A |

- accessories
- body
- handlebar & grips
- cables & levers
- exhaust
- engine
- fuel & intake
- electrical & ignition
- clutch
- drive
- bearings
- brakes
- steering & suspension
- tires

tools & shop

TOOLS & SHOP

accessories
body
handlebar & grips
cables & levers
exhaust
engine
fuel & intake
electrical & ignition
clutch
drive
bearings
brakes
steering & suspension
tires
tools & shop

MINI BIKE THROTTLE CONTROLS

Twist Grip • Metal
Deluxe throttle controls which come complete with twist grip and dummy grip.



257 7/8" Tubing **31.70** H

WIRE STOP

Wire Stop. Used for securing inner wire to engine.
Sold each.



LP05902 **0.95** L

BRAKE-THROTTLE CABLE

269 **8.05** J

- Universal
- 100" inner cable
- 92" casing
- 3/16" barrel
- This universal cable has an extra length for some snowmobiles, atvs, go carts and mini bikes
- Comes complete with outer casing



MINI BIKE WIRE SWIVEL STOP

This universal wire stop will work on throttles and brake cables. It will also work as a wire swivel.



267 **0.95** J

MINI BIKE / UNIVERSAL THROTTLE CABLES

This cable comes complete with inner cable and housing. It also has a ball on one end, barrel on the other.



261 48" inner / 43" casing 3/16" Barrel **3.95** H
262 53" inner / 48" casing 3/16" Barrel **3.50** H
263 60" inner / 55" casing 1/4" Barrel **3.80** J

MINI-BIKE BRAKE CABLE

264 **4.95** J

- Universal
- 65" inner cable
- 60" casing
- 3/16" barrel
- This is a universal cable
- Heavy duty for long wear
- Comes complete with outer casing



IMPORTED INDUSTRIAL RIVETED ROLLER CHAIN AND LINKS

ROLLER CHAIN

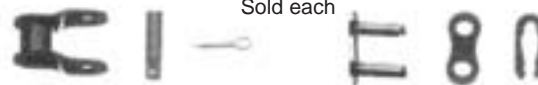
Sold in 10' or 100' lengths only



| 10' LENGTH | | | 100' LENGTH | | |
|---------------|--------------|--------------|----------------|---------------|---|
| ---- | #35 | 3/8" x 3/16" | CHN3510 | 210.00 | B |
| ---- | #40 | 1/2" x 5/16" | CHN4010 | 265.95 | E |
| ---- | #41 | 1/2" x 1/4" | CHN4110 | 184.49 | E |
| CHN60 | 49.05 | E #60 | 3/4" x 1/2" | ---- | |
| CHN420 | 44.95 | H #420 | 1/2" x 44" | ---- | |
| CHN428 | 53.95 | G #428 | 1/2" x 5/16" | ---- | |

CONNECTING/OFFSET LINKS

Sold each



| CONNECTING LINK | | | OFFSET LINK | | |
|-----------------|-------------|---|-------------|---------------|---------------|
| CCL25 | 0.65 | H | #25 sgl | OSL25 | 1.25 J |
| ---- | | | #35 sgl | OSL35 | 1.10 J |
| ---- | | | #40 sgl | OSL40 | 1.25 L |
| CCL41 | 0.61 | J | #41 sgl | OSL41 | 1.15 J |
| CCL42 | 0.65 | G | #42 sgl | OSL42 | 1.35 H |
| CCL43 | 0.65 | H | #43 sgl | OSL43 | 1.15 J |
| ---- | | | #50 sgl | OSL50 | 1.65 H |
| CCL60 | 1.25 | G | #60 sgl | OSL60 | 2.00 H |
| CCL420 | 1.00 | N | #420 sgl | OSL420 | 2.10 H |
| CCL428 | 1.00 | N | #428 sgl | OSL428 | 1.85 H |

NICKEL PLATED ROLLER CHAIN LINKS

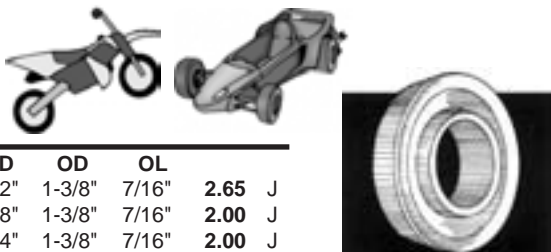
Sold each



OFFSET LINK **DESC.**
02-396 #41 sgl. **1.50** B

HEAVY DUTY INDUSTRIAL BEARING

Sold each



| PART # | ID | OD | OL | |
|------------|------|--------|-------|---------------|
| 325 | 1/2" | 1-3/8" | 7/16" | 2.65 J |
| 326 | 5/8" | 1-3/8" | 7/16" | 2.00 J |
| 327 | 3/4" | 1-3/8" | 7/16" | 2.00 J |

AEROSOL CHAIN SPRAY

Klotz® Hi-Performance Chain Lube contains ExtraTac™ Anti-Wear System for all street, off-road, and racing applications. Specially formulated for conventional and "O" ring type roller chains to provide the maximum level of lubrication and rust protection. Klotz® ExtraTac™ Anti-Wear System penetrates deeply to displace moisture and dirt and allow for maximum corrosion protection.

Sold per can.



KL605 **9.95** B Sold each 16 oz.



| | | | |
|--|-----------|--|--|
| 100Pc Bit Set | | | |
| Performance Tool | 1210 | | |
| 11 Gallon Portable Air Tank | | | |
| Performance Tool | 1190 | | |
| 1-1/4" Rigid Offset Ss Scraper | | | |
| Performance Tool | 1235 | | |
| 12" Flexible Hose | | | |
| Performance Tool | 1192 | | |
| 12" Grease Gun Flex Hose | | | |
| Performance Tool | 1191 | | |
| 12V Compact Tire Inflator | | | |
| Performance Tool | 1189 | | |
| 12V Heavy Duty Circuit Tester | | | |
| Performance Tool | 1221 | | |
| 12V Mini Spotlight W/Magnet | | | |
| Performance Tool | 1233 | | |
| 12V Power Extension | | | |
| SPI | 1224 | | |
| 12V Power Outlets | | | |
| Buyers | 1224 | | |
| 12V Power Outlets W/ Relay | | | |
| SPI | 1224 | | |
| 15 In 1 Multi Function Tool | | | |
| Performance Tool | 1235 | | |
| 18" Grease Gun Flex Hose | | | |
| Performance Tool | 1191 | | |
| 1M Cp Spotlight | | | |
| Performance Tool | 1233 | | |
| 2 In 1 Light & Laser | | | |
| Performance Tool | 1233 | | |
| 2 Pc Specialty Pick Set | | | |
| Performance Tool | 1234 | | |
| 2 Ton Hydraulic Bottle Jack | | | |
| Performance Tool | 1190 | | |
| 2 Ton Jack Stands (1 Pair) | | | |
| Performance Tool | 1190 | | |
| 2 Ton Power Puller (Come-A-Long) | | | |
| Performance Tool | 1192 | | |
| 2.5 Ton Jack | | | |
| Performance Tool | 1190 | | |
| 29Pc Drill Bit Set W/ Steel Case | | | |
| Performance Tool | 1210 | | |
| 2-Pack 3Oz Multi Purpose Grease | | | |
| Performance Tool | 1192 | | |
| 2-Pack Ramp Kit | | | |
| Erickson | 13 | | |
| 2-Stroke Exhaust Mx2 Series | | | |
| Bill'S Pipes | 264 | | |
| 2-Stroke Exhaust Parts | | | |
| Bill'S Pipes | 263 | | |
| 2-Stroke Leak Down Tester (Detector) | | | |
| Motion Pro..... | 1225 | | |
| 3 In 1 Dryer (XL) | | | |
| MaxxDry..... | 14 | | |
| 3 In 1 Stapler | | | |
| Performance Tool | 1236 | | |
| 3 Piece Inspection Tool Set | | | |
| Performance Tool | 1234 | | |
| 3" Clear Tape | | | |
| | 1240 | | |
| 3" Tape Dispensers | | | |
| | 1240 | | |
| 30 Pack Tubeless Tire Repair Plugs | | | |
| Performance Tool | 1188 | | |
| 35Pc Tire Hardware Kit | | | |
| Performance Tool | 1188 | | |
| 3Pc Step Drill Set | | | |
| Performance Tool | 1210 | | |
| 4 In 1 Magnetic Retriever | | | |
| Performance Tool | 1234 | | |
| 4 Way Folding Lug Wrench | | | |
| Performance Tool | 1189 | | |
| 4" Grease Gun Needle Nose Adapter | | | |
| Performance Tool | 1191 | | |
| 40" Plastic Creeper W/Casters | | | |
| Performance Tool | 1192 | | |
| 49mm Motion Pro Fork Cap Tool For Kyb | | | |
| Motion Pro..... | 1129 | | |
| 4-Stroke Exhaust Parts | | | |
| Bill'S Pipes | 263 | | |
| 4-Stroke Exhaust Sa-4 Series | | | |
| Bill'S Pipes | 260-263 | | |
| 5 Gallon Portable Air Tank | | | |
| Performance Tool | 1190 | | |
| 5 Led Head Lamp | | | |
| Performance Tool | 1232 | | |
| 5 Pack Tubeless Tire Repair Plugs | | | |
| Performance Tool | 1188 | | |
| 6' Aluminum Bi-Folding Ramp | | | |
| | 10 | | |
| 6' Aluminum Tri-Folding Ramp | | | |
| | 11 | | |
| 6mm Carburetor Adapter Set | | | |
| Motion Pro..... | 664 | | |
| | 1226 | | |
| 7' Aluminum Arched Ramp | | | |
| | 10 | | |
| 7' Aluminum Tri-Folding Ramp | | | |
| | 11 | | |
| 7pc Cordless Grease Gun Accessories | | | |
| Performance Tool | 1191 | | |
| 8 Lb. Magnetic Pickup Tool | | | |
| Performance Tool | 1234 | | |
| 8 Pc Specialty Pick & Driver Set | | | |
| Performance Tool | 1234 | | |
| 90 Degree 1/4 Inch Hex Driver | | | |
| Motion Pro..... | 1227 | | |
| Accessory Mounts For Handlebars | | | |
| Ram Mounts..... | 22 | | |
| Adapters & Extensions | | | |
| Battery Tender..... | 705 | | |
| Adjustable Cell Phone Holder | | | |
| Ram Mounts..... | 23 | | |
| Adjustable Wrenches | | | |
| Performance Tool | 1212 | | |
| Aerosol Chain Spray | | | |
| Klotz | 1238 | | |
| Air Box Cover | | | |
| Polisport..... | 95-98 | | |
| Twin Air | 631-642 | | |
| Air Box Filtered Air Vents | | | |
| UNI..... | 626 | | |
| Air Box Filters | | | |
| K&N..... | 615-621 | | |
| Air Cut Off Valves | | | |
| K&L | 673 | | |
| Air Filter Cleaner & Degreaser | | | |
| K&N..... | 621 | | |
| Air Filter Sealing Grease | | | |
| K&N..... | 621 | | |
| Air Filters | | | |
| EMGO | 622 | | |
| Hiflo..... | 594-604 | | |
| K&N..... | 615-621 | | |
| Profilter..... | 613-614 | | |
| ProX | 604-611 | | |
| Twin Air | 631-642 | | |
| UNI..... | 626-630 | | |
| Air Gauge Holder | | | |
| Motion Pro..... | 1187 | | |
| Air Jets | | | |
| Mikuni..... | 656 | | |
| Airforce Blaster Dryer Accessories | | | |
| Metro..... | 20 | | |
| Air Filter Wraps | | | |
| UNI..... | 630 | | |
| All Balls | | | |
| Brake Pedal Rebuild Kits..... | 988 | | |
| Caliper Rebuild Kit | 989-998 | | |
| Carburetor Repair Kits | 674-676 | | |
| Chain Rollers | 846-849 | | |
| Clutch Cables..... | 241-246 | | |
| Countershaft Seal Kit..... | 552-554 | | |
| Crankshaft | | | |
| Bearing & Seal Kits..... | 550-552 | | |
| Fork Bushing | | | |
| Oil & Dust Seal Kit | 1049-1065 | | |
| Front Wheel Bearings | 868-891 | | |
| Linkage Bearing & Seal Kit | 1016-1033 | | |
| Master Cylinder Rebuild Kits.. | 785-788 | | |



| | | |
|---|--|---|
| Master Cylinder Rebuild Kits.. 989-998 | Backfire/Repl. Filter | Battery/Alternator Voltage Checker |
| Rear Shock | Twin Air 631-642 | Performance Tool 1221 |
| Seal Head Assemblies 1066-1068 | Bar Cuffs | Bead Buddy LI |
| Rear Wheel Bearing..... 868-891 | Bar Cuffs 44 | Motion Pro..... 1122 |
| Slave Cylinder Rebuild Kits.... 785-788 | Bar Harness | Bead Popper |
| Steering Stem Bearing Kits 1083-1089 | Canyon Dancer 44 | Motion Pro..... 1122 |
| Steering Stem Bearing Kits.... 895-902 | Bar Pads | Beadpro |
| Swing Arm | Factory Effex 124 | Motion Pro..... 1127 |
| Bearing & Seal Kit..... 1016-1033 | Bar Riser | Beadpro (Forged Steel) |
| Throttle Cables..... 241-246 | Powermadd 138 | Motion Pro..... 1127 |
| Upper & Lower | Basic Booster Cables | Bearing Connection |
| Shock Bearing Kits..... 1016-1033 | Juice..... 1222 | Front Wheel Bearings916 |
| Wheel Bearing Upgrade Kits.. 892-894 | Batteries | Linkage Bearing & Seal Kit 1039 |
| Wheel Spacers Front & Rear . 868-891 | Battery Tender.....689 | Rear Wheel Bearing916 |
| All-Grip Seat Material | Power Sonic 686-688 | Shock Absorber Kits 1040 |
| Factory Effex 121 | Yuasa 682-685 | Steering Stem Bearing Kits..... 1040 |
| Aluminum Alloy Handlebars | Battery Application Book | Swing Arm Bearing & Seal Kit 1041 |
| EMGO 139 | Power Sonic 1242 | Bearing Driver Set |
| Aluminum Alloy Rear Sprockets | Yuasa 1242 | Motion Pro..... 1217 |
| JT Sprockets 830-834 | Battery Banner | Bearing Packer |
| ProX 843-845 | Yuasa 1242 | Performance Tool 1191 |
| American Mfg | Battery Bolts & Nuts | Bearing Race & Seal Drive Set |
| Quick Release Kits..... 1117 | 696 | Performance Tool 1217 |
| Wheel Chocks..... 1117 | Battery Cables | Bearing Remover |
| Ankra | 713 | Motion Pro..... 1217 |
| Tie Downs 45-46 | Battery Chargers | Bearing Size Chart |
| Angle Grinder | Battery Tender..... 702-705 | 924-926 |
| Performance Tool 1215 | Genuis..... 706-710 | Belray |
| Apple Holders | Yuasa 701 | Belray Display Shelves..... 1244 |
| Ram Mounts..... 24 | Battery Jumper Cables | Brake Fluid 1000 |
| Ariete | EMGO 1222 | Belray Display Shelves |
| Racing Valves | Motion Pro..... 1222 | Belray 1244 |
| for Tubeless Tires 1114 | Yuasa 1222 | Belt Tension Gauge |
| Arrowhead Electrical | Battery Packs | Motion Pro..... 1218 |
| Ignition Coil 729-734 | Genius..... 708-710 | Bi-Fold Aluminum Loading Ramps |
| Starter Motors 729-734 | Battery Specifications | 10 |
| Starter Relay 729-734 | 690-698 | Big Gun |
| Starter Repair Kit 729-734 | Battery Tender | Eco Series Exhaust..... 258 |
| Starter Solenoid 729-734 | Adapters & Extensions..... 705 | End Tip Parts 259 |
| Voltage Regulator 729-734 | Batteries..... 689 | Evo Mini Series Exhaust 257 |
| Athena | Battery Chargers..... 702-705 | Evo Race Series Exhaust 255-257 |
| Gasket Kits..... 588 | Battery Terminal | Exhaust Springs..... 259 |
| ATV Light Display Board | Cleaner & Acid Neutralizer..... 704 | Heat Shields..... 259 |
| StreetFX 1243 | Dual Port USB Charger..... 704 | Internal Exhaust Parts..... 259 |
| ATV Mirror | Battery Terminal Cleaner | Bike Dryer |
| Kolpin 31 | Performance Tool 1221 | Metro 20 |
| Auto Centrifugal Clutches | Battery Terminal Cleaner/Acid Neutralizer | Bill'S Pipes |
| Comet 1237 | Battery Tender..... 704 | 2-Stroke Exhaust Mx2 Series 264 |
| | Battery Terminal Specifications | 2-Stroke Exhaust Parts 263 |
| | 696 | 4-Stroke Exhaust Parts 263 |
| | Battery Tester | 4-Stroke Exhaust Sa-4 Series 260-263 |
| | Yuasa 701 | |



- Black Diamond Valves**
Kibblewhite.....489
- Blaster Sidekick**
Metro.....21
- Bleeder Type Needle Jets**
Mikuni.....658
- Blind Bearing & Bushing Remover**
Motion Pro.....1217
- Boot Dryer**
MaxxDry.....14-15
- Bottom End Gasket Kit**
Wiseco.....521-534
- Bottom End Gasket Kits**
Cometic.....578-587
- Bottom End Kits**
Hot Rods.....535-537
Wrench Rabbit.....476
- Boyesen**
Power Reeds.....647-648
- Brake Bleeders**
Motion Pro.....1135-1139
- Brake Caliper Rebuild Kits**
Shindy.....986
- Brake Cleaner Spray**
Ipone.....1000
PJ1.....1000
- Brake Fluid**
Belray.....1000
Ipone.....1000
- Brake Levers**
EMGO.....182-190
Motion Pro.....162-179
- Brake Lines**
Cycle Flex.....980-981
- Brake Pad Hanger Pins**
Shindy.....987
- Brake Pads**
ProX.....974-976
Vesrah.....928-957
Wild Boar.....960-973
- Brake Pedal Rebuild Kits**
All Balls.....988
- Brake Rotors**
JT.....977-979
- Brake Shoes**
Vesrah.....928-957
Wildboar.....960-973
- Brake-Throttle Cable**
.....1238
- Breakaway Utility Knife**
Performance Tool.....1235
- Bronco**
Tire Inflator Kit.....1117, 1187
- Bronze Bushing Bearings**
Max-Torque.....1237
- Bulge Bar Pads**
Factory Effex.....124
- Bungee Straps**
Erickson.....52
Highland.....58-59
- Buyers**
12V Power Outlets.....1224
Ramp Plate Kit.....13
Tie Downs.....53
- Cable Operated Choke Conversion Kit**
Mikuni.....659
- Cable Ties**
Performance Tool.....1236
- Caliper Rebuild Kit**
All Balls.....989-998
- Cam Chains**
Hot Cams.....510-511
K&L.....519-520
Wiseco.....485-487
- Cam Shafts**
Hot Cams.....500-509
- Camping Chairs**
Factory Effex.....132
- Camshafts Exhaust**
Wiseco.....485-487
- Camshafts Intake**
Wiseco.....485-487
- Canyon Dancer**
Bar Harness.....44
- Carb Approved Fuel Line**
Helix.....669
- Carbon & Gasket Scraper**
Performance Tool.....1235
- Carburetor "Power Pack"**
SLP.....650
- Carburetor Adjusting Tool**
Motion Pro.....665, 1225
- Carburetor Leak Detector**
Dapco.....664 1225
- Carburetor Pocket Tuner**
Mikuni.....665, 1225
- Carburetor Rebuild Kits**
All Balls.....674-676
K&L.....674
Psychic.....677
Shindy.....678
SPI.....663
- Carburetor Tool Kit**
Mikuni.....665, 1226
- Carburetor Tuner**
Motion Pro.....664
- Carburetor Vacuum Synchronizer**
Edelbrock.....664
.....1225
- Cardboard Parts Boxes**
.....1240
- Cargo Nets**
EMGO.....56
Erickson.....56
- CDI High Out Put**
Procom.....724-728
- CDI/ECU**
Procom.....724-728
- Ceet**
Graphic Seat Covers.....135
Gripper Seat Covers W/ Logo.....136
Mud Free Fender Foam Kit.....135
Seat Foam.....135
Stock Replacement Seat Covers...136
- Centrifugal Clutch Key**
Max-Torque.....1237
- Chain**
EK.....797-803
JT.....791-792
KMC.....804-805
Regina.....793-796
- Chain & Sprocket Kits**
EK Chains.....809
- Chain Alignment Tool**
Motion Pro.....808
- Chain Breaker**
Motion Pro.....808
- Chain Breaker Heavy Duty**
TMV.....1125
- Chain Detacher**
Motion Pro.....808
- Chain Grunge Brush**
Grunge Brush.....1215
- Chain Guide**
Polisport.....100-101
- Chain Guides**
Polisport.....852-859
- Chain Press Tool**
Motion Pro.....808
- Chain Rollers**
All Balls.....846-849
ProX.....850-851
- Chain Sliders**
Polisport.....102-103,860-866
- Chain Sliding Piece**
Polisport.....104
- Champion**
Spark Plugs.....741
- Chisel & Punch Set**
Performance Tool.....1213
- Choke Cables**
Motion Pro.....219-238
- Choke Conversion Kit**
Mikuni.....655
- Chromed & Unchromed Wrist Pins**
Wiseco.....393-440
- Cigarette Lighter Adapter**
EMGO.....1224
- Cigarette Lighter Adapter W/ Map Light**
EMGO.....1224
- Cigarette Lighter Power Port (RCA)**
SPI.....1224
- Cigarette Lighter Power Port (USB)**
SPI.....1224
- Circles/Wristpin Clips**
ProX.....291-386
- Circlips/Wristpin Clips**
Vertex.....442-471
Wiseco.....393-440
- Claw & Magnetic Retrievers**
Performance Tool.....1234
- Clutch Baskets**
Wiseco.....782-784



| | | | |
|---|------------------|--|--|
| Clutch Cables | | | |
| All Balls | 241-246 | | |
| Motion Pro..... | 219-238 | | |
| ProX | 247-252 | | |
| Clutch Components | | | |
| Wiseco | 782-784 | | |
| Clutch Cover Gasket | | | |
| Wiseco | 782-784 | | |
| Clutch Cover Gaskets | | | |
| Winderosa..... | 563-569, 779-781 | | |
| Clutch Gaskets | | | |
| Namura | 270-287 | | |
| Clutch Hubs | | | |
| Wiseco | 782-784 | | |
| Clutch Kits | | | |
| Pro X..... | 778 | | |
| Clutch Levers | | | |
| EMGO | 182-190 | | |
| Motion Pro..... | 162-179 | | |
| Clutch Spring | | | |
| Vesrah | 765-773 | | |
| Clymer | | | |
| Service Manuals | 41-42 | | |
| Combo Internal/External Snap Ring Pliers | | | |
| Performance Tool | 1219 | | |
| Combo Lever Sets | | | |
| Motion Pro..... | 1128 | | |
| Combo Y-Drive Wrench | | | |
| Motion Pro..... | 1201 | | |
| Comet | | | |
| Auto Centrifugal Clutches | 1237 | | |
| Drive Belts For 20/30 Series Unit..... | 1237 | | |
| Cometic | | | |
| Bottom End Gasket Kits | 578-587 | | |
| Crank Seal Kits | 578-587 | | |
| Top End Gasket Kits..... | 578-587 | | |
| Complete Bottom End Rebuild Kit | | | |
| Wiseco | 521-534 | | |
| Complete Gasket Set W/ Oil Seals | | | |
| Winderosa..... | 555-562 | | |
| Complete Gasket Sets | | | |
| Versah | 570-577 | | |
| Winderosa..... | 555-562 | | |
| Complete Plastic Kits | | | |
| Polisport | 72-76 | | |
| Complete Shim Kits & Refill Packs | | | |
| Hot Cams | 512-513 | | |
| Compression Bolt Removal Tool (Wp4860 Mxma Cc) | | | |
| Motion Pro..... | 1217 | | |
| Compression Tester | | | |
| Motion Pro..... | 1225 | | |
| Compression Tester 0-300Psi | | | |
| Performance Tool | 1225 | | |
| Connecting Rods | | | |
| Hot Rods | 540-542 | | |
| ProX | 291-386 | | |
| Versah | 545-546 | | |
| Wiseco | 521-534 | | |
| Connecting Rods | | | |
| Psychic..... | 543-544 | | |
| Connectors & Extensions | | | |
| Genius..... | 709 | | |
| Control Levers | | | |
| EMGO | 182-190 | | |
| Motion Pro..... | 162-179 | | |
| Cotter Pin Assortments | | | |
| Performance Tool | 1228 | | |
| Counter Balancing Kits | | | |
| Hot Rods | 547 | | |
| Counter Mat | | | |
| Power Sonic..... | 1242 | | |
| Yuasa | 1242 | | |
| Counter Stool | | | |
| NGK | 1241 | | |
| Countershaft Seal Kit | | | |
| All Balls | 552-554 | | |
| CR Pro Throttle Cables | | | |
| Motion Pro..... | 215 | | |
| Crank Bearing And Seal Kits | | | |
| ProX | 291-386 | | |
| Crank Pins | | | |
| ProX | 291-386 | | |
| Crank Seal Kits | | | |
| Cometic..... | 578-587 | | |
| Crankshaft Bearing & Seal Kits | | | |
| All Balls | 550-552 | | |
| Crankshafts | | | |
| Hot Rods | 538 | | |
| Wiseco | 521-534 | | |
| Cross Ac10 | | | |
| Michelin..... | 1109 | | |
| Cross Reference Chart "Yuasa" | | | |
| | 697-698 | | |
| Cycle Flex | | | |
| Brake Lines | 980-981 | | |
| Cycle Works | | | |
| Seat Covers | 114-115 | | |
| Cylinder Kits | | | |
| Cylinder Works..... | 477-484 | | |
| Cylinder Works | | | |
| Cylinder Kits..... | 477-484 | | |
| Dapco | | | |
| Carburetor Leak Detector | 664 | | |
| Decals | | | |
| Factory Effex | 129-132 | | |
| Decompression Cables | | | |
| Motion Pro..... | 219-238 | | |
| Degree Wheel | | | |
| Motion Pro..... | 1221 | | |
| Deluxe 12V Tester | | | |
| Performance Tool | 1221 | | |
| Deluxe Auxiliary Tank for Fuel-Injection Systems | | | |
| Motion Pro..... | 1194 | | |
| Deluxe Bungee | | | |
| Erickson | 52 | | |
| Deluxe Spring Tool Multi-Pack | | | |
| Snostuff..... | 1216 | | |
| Deluxe Suspension Bearing Service Tool | | | |
| Motion Pro..... | 1175, 1217 | | |
| Diaphragm & Gasket Set | | | |
| Keihin | 662 | | |
| Digital Multi-Tester | | | |
| Performance Tool | 1221 | | |
| Digital Tire Pressure Gauge | | | |
| Motion Pro..... | 1187 | | |
| Performance Tool | 1189 | | |
| Direct Mount Air Filters | | | |
| K&N..... | 621 | | |
| Dirt Bike Cables | | | |
| Motion Pro..... | 219-238 | | |
| Dirt Bike Lift | | | |
| K&L | 1124 | | |
| Dirt Bike Stand | | | |
| Polisport | 17 | | |
| Disc Protector | | | |
| Polisport | 80 | | |
| Drive Belts For 20/30 Series Unit | | | |
| Comet | 1237 | | |
| Drive Chain | | | |
| EK | 797-803 | | |
| JT | 791-792 | | |
| KMC | 804-805 | | |
| Regina..... | 793-796 | | |
| Dual Drive L-Handles | | | |
| Motion Pro..... | 1201 | | |
| Dual Ignition System Tester | | | |
| Motion Pro..... | 1221 | | |
| Dual Port USB Charger | | | |
| Battery Tender..... | 704 | | |
| Duct Tape | | | |
| Performance Tool | 1236 | | |
| Dust Cover | | | |
| Twin Air | 631-642 | | |

E

F

- Ear Plugs**
Elvex 1230
- Earmuffs**
Elvex 1230
- E-Clip Assortments**
Performance Tool 1228
- E-Clips**
Mikuni 659
- Eco Series Exhaust**
Big Gun 258
- Edelbrock**
Carburetor Vacuum Synchronizer .. 664
- EK**
Chain 797-803
Drive Chain 797-803
- EK Chains**
Chain & Sprocket Kits 809
- Electrical Tape**
Performance Tool 1236
- Elvex**
Ear Plugs 1230
Earmuffs 1230
Hard Hat/Helmet (Yellow) 1230
Safety Glasses 1230-1231
- Emergency Cell Phone Charger**
Performance Tool 1224
- EMGO**
Air Filters 622
Aluminum Alloy Handlebars 139
Battery Jumper Cables 1222
Brake Levers 182-190
Cargo Nets 56
Cigarette Lighter Adapter 1224
Cigarette Lighter Adapter
w/ Map Light 1224
Clutch Levers 182-190
Control Levers 182-190
EMGO Mirror Accessories 30
Exhaust Plugs 268
Hand Guards 160
Handlebar Grips 142
Horns 752
Hot Start Lever 194
In-Line Fuel Filters 667
Kick Start Levers 195
Kill Switches 745
- Lever Brackets 191
Oil Filters 622-625
Rim Locks 1113
Rim Strips 1113
Shift Levers 191-193
Spark Plug Caps 742
Spark Plug Wrench 743, 1220
Steel Handlebars 139
Tire Gauge 1117, 1187-1189
Universal Fit Mirrors 25-31
- EMGO Mirror Accessories**
EMGO 30
- End Tip Parts**
Big Gun 259
- Ergo Spoke Wrenches**
Motion Pro 1119, 1128
- Erickson**
2-Pack Ramp Kit 13
Bungee Straps 52
Cargo Nets 56
Deluxe Bungee 52
Flat Bungee 52-53
Ramp Plates 13
Strap Hanger 51
Tie Downs 47-52
Tow Strap 51
Wheel Chock 1117
- Evo Mini Series Exhaust**
Big Gun 257
- Evo Race Series Exhaust**
Big Gun 255-257
- Exhaust Canisters**
Two Brothers Racing 265-267
- Exhaust Pipe Gaskets**
K&L 589
- Exhaust Plugs**
EMGO 268
Polisport 268
- Exhaust Replacement Parts**
Two Brothers Racing 267
- Exhaust Springs**
Big Gun 259
- Exhaust Valves**
ProX 490-494
Psychic 514-518
Versah 495-499
- Fabric Filter Oil**
Klotz 625
- Factory Connection**
Fork And Shock Fluid 1111
Front Fork Springs 1006-1011
Rear Shock Springs 1002-1005
- Factory Effex**
All-Grip Seat Material 121
Bar Pads 124
Bulge Bar Pads 124
Camping Chairs 132
Decals 129-132
Fuel Adjustment Screw 644
Gas Vent Hose Cap 60
Graphic Kits 116-119
Grip Donuts 124
Grip Tape 129
Helmet Trim Kits 122-123
Master Cylinder Cover 999
Number Plate Kits 125-128
Pit Board 132
Rotating Bar Clamp 60
Seat Cover Material 121
Seat Covers 120-121
Sticker Kits 116-119
Stickers 129-132
Valve Cap / Rim Lock Kit 60
- Fcr Carburetor Tool**
Motion Pro 665
- Fcr Carburetor Tool**
Motion Pro 1226
- Feeler Gauges**
Motion Pro 743
Performance Tool 743
- Fenders**
Maier 108-111
- Filter Charger Oil**
K&N 621
- Filter Cleaner**
Klotz 625
- Fingernail Brush W/ Magnet**
Performance Tool 1215
- Flat Bungee**
Erickson 52-53
- Flat Pack Tire Repair**
Kolpin 1187



| | | | |
|---|-----------|--|--|
| Flex Pro Kit Display Board | | | |
| StreetFX | 1243 | | |
| Flo Tool | | | |
| Funnels | 1196-1197 | | |
| Oil Drain Pans | 1193 | | |
| Siphons | 1194 | | |
| Float Bowl Gaskets | | | |
| Mikuni | 657 | | |
| Float Bowl Screws | | | |
| Mikuni | 657 | | |
| Floats | | | |
| Mikuni | 658 | | |
| Flywheel Puller | | | |
| SPI | 1218 | | |
| Flywheel Pullers | | | |
| Motion Pro | 1130-1134 | | |
| Flywheel Pullers | | | |
| Psychic | 1130 | | |
| Foam Air Filter Oil/Cleaner | | | |
| UNI | 626 | | |
| Foam Filter Oil | | | |
| Klotz | 625 | | |
| Folding Chair W/ Carrying Case | | | |
| NGK | 1241 | | |
| Folding Sag Scale | | | |
| Motion Pro | 1227 | | |
| Folding Utility Knife | | | |
| Performance Tool | 1235 | | |
| Forged Levers | | | |
| Motion Pro | 171-179 | | |
| Fork Alignment Tool | | | |
| Motion Pro | 1129 | | |
| Fork And Shock Fluid | | | |
| Factory Connection | 1111 | | |
| Fork Bushing Oil & Dust Seal Kit | | | |
| All Balls | 1049-1065 | | |
| Fork Guards | | | |
| Maier | 112 | | |
| Polisport | 105-107 | | |
| Fork Rebuild Kits | | | |
| Pivot Works | 1096-1098 | | |
| Fork Saver | | | |
| Polisport | 19 | | |
| Fork Seal & Dust Seal Kits | | | |
| K&S | 1069-1082 | | |
| Fork Seal Bullets | | | |
| Motion Pro | 1129 | | |
| Fork Seal Kits | | | |
| Pivot Works | 1094-1095 | | |
| ProX | 1092-1093 | | |
| Fork Tools | | | |
| Motion Pro | 1158-1169 | | |
| Friction Clutch Plates | | | |
| ProX | 776-777 | | |
| Vesrah | 754-761 | | |
| Front Brake Cables | | | |
| Motion Pro | 219-238 | | |
| Front Disc Guard | | | |
| Polisport | 80 | | |
| Front Fenders | | | |
| Polisport | 62-66 | | |
| Front Fork Springs | | | |
| Factory Connection | 1006-1011 | | |
| Front Sprockets | | | |
| JT | 810-827 | | |
| ProX | 838-841 | | |
| Front Wheel Bearings | | | |
| All Balls | 868-891 | | |
| Bearing Connection | 916 | | |
| Pivot Works | 908-916 | | |
| ProX | 903-907 | | |
| Fuel & Hose Clamps | | | |
| | 671 | | |
| Fuel Adjustment Screw | | | |
| Factory Effex | 644 | | |
| Fuel Controller | | | |
| Two Brother'S Racing | 711 | | |
| Wiseco | 711 | | |
| Fuel Dryer | | | |
| Sta-Dri | 679 | | |
| Fuel Dryer (Water Sock) | | | |
| Sta Dri | 1198 | | |
| Fuel Line | | | |
| | 669-670 | | |
| Fuel Line Fitting Kit | | | |
| | 670-671 | | |
| Fuel Line Fittings | | | |
| | 668 | | |
| Fuel Shut Off Valves | | | |
| | 668 | | |
| Fuel Star | | | |
| Petcocks | 644 | | |
| Fuel Valves | | | |
| | 671 | | |
| Full Gasket Kit | | | |
| Namura | 270-287 | | |
| ProX | 291-386 | | |
| Funnels | | | |
| Flo Tool | 1196-1197 | | |
| Mr Funnel | 680, 1195 | | |
| Performance Tool | 679, 1196 | | |
| Fuse Sets | | | |
| Performance Tool | 1228 | | |
| Garmin Holders | | | |
| Ram Mounts | 24 | | |
| Gas Vent Hose Cap | | | |
| Factory Effex | 60 | | |
| Gasket Kits | | | |
| Athena | 588 | | |
| Genius | | | |
| Battery Packs | 708-710 | | |
| Connectors & Extensions | 709 | | |
| Jump Starter | 708 | | |
| Solar Battery Chargers | 707 | | |
| Genuine | | | |
| Lever Choke Conversion Kit | 659 | | |
| Genius | | | |
| Battery Chargers | 706-710 | | |
| Gold Screws | | | |
| Gold Screws | 1119 | | |
| Graphic Kits | | | |
| Factory Effex | 116-119 | | |
| Graphic Seat Covers | | | |
| Ceet | 135 | | |
| Grease Fitting Assortments | | | |
| Performance Tool | 1228 | | |
| Grease Gun Coupler | | | |
| Performance Tool | 1191 | | |
| Grease Injector Needle | | | |
| Performance Tool | 1191 | | |
| Green Heat | | | |
| Portable Phone Charger | 16 | | |
| Rechargeable Hand Warmer | 16 | | |
| Grip Donuts | | | |
| Factory Effex | 124 | | |
| Grip Lock | | | |
| Threebond | 142 | | |
| Grip Lock Sets | | | |
| Performance Tool | 1212 | | |
| Grip Tape | | | |
| Factory Effex | 129 | | |
| Gripper Seat Covers W/ Logo | | | |
| Ceet | 136 | | |
| Grunge Brush | | | |
| Chain Grunge Brush | 1215 | | |

H

| | | | | | |
|---|---------|---|-----------|--|------------|
| Hair Pin Assortments | | Heat Resistant Exhaust Wrap | | Honda Oil Filter & Clutch Hub Spanner | |
| Performance Tool | 1228 | Highway Hawk | 268 | Motion Pro..... | 1140 |
| Halogen Bulbs | | Heat Shields | | Honda Spark Plug Sockets | |
| | 746-751 | Big Gun | 259 | Motion Pro..... | 1140-1141 |
| Hammers, Rubber Mallets | | Heavy Duty 3 Jaw Gear Pullers | | Honda Valve Stem Seal Install Tool | |
| Performance Tool | 1214 | Performance Tool | 1219 | Motion Pro..... | 1140-1141 |
| Hand Guards | | Heavy Duty Drop-In Stroker Crankshafts | | Honda Valve Tappet Tool | |
| EMGO | 160 | Hot Rods | 539 | Motion Pro..... | 1140-1141 |
| Maier | 152 | Heavy Duty Industrial Bearings | | Horns | |
| Polisport | 144-151 | | 1238 | EMGO | 752 |
| Powermadd..... | 154-160 | Heavy Duty Trailer Lift Arm | | K&S..... | 752 |
| Hand Guards | | | 12 | Hose Clamp Set | |
| Pro Grip..... | 153 | Helix | | Performance Tool | 1228 |
| Hand Guards | | Carb Approved Fuel Line | 669 | Hose Shears | |
| HRP Sports..... | 152 | Tubing And Hose..... | 669-671 | Motion Pro..... | 671 |
| Hand Mirror | | Helmet Dryer | | Hot Cams | |
| | 31 | MaxxDry..... | 15 | Cam Chains | 510-511 |
| Hand Riveter Set | | Helmet Trim Kits | | Cam Shafts | 500-509 |
| Performance Tool | 1214 | Factory Effex | 122-123 | Complete Shim Kits | |
| Hand Shields | | Hex Axle Tool | | & Refill Packs | 512-513 |
| HRP Sports..... | 152 | Motion Pro..... | 1175 | Shim Kits..... | 512 |
| Handlebar Grips | | Hex Head Drill Screw Assortments | | Valve Spring Kit..... | 511 |
| EMGO | 142 | Performance Tool | 1228 | Hot Rods | |
| Moto Grip | 143 | Hex Key Sets/ Allen Wrench Sets | | Bottom End Kits | 535-537 |
| Pro Grip..... | 140-142 | Performance Tool | 1208-1209 | Connecting Rods | 540-542 |
| Spider..... | 143 | Hex Main Jets | | Counter Balancing Kits | 547 |
| Handlebar Mirror W/ Adjustable Lens | | Mikuni..... | 655 | Crankshafts | 538 |
| | 31 | Hiflo | | Heavy Duty Drop-In | |
| Handler Pads | | Air Filters..... | 594-604 | Stroker Crankshafts | 539 |
| Powermadd..... | 139 | Oil Filters..... | 594-604 | Main Bearing & Seal Kits | 548 |
| Hangers | | High Lifter | | Output Shaft Kit..... | 547 |
| | 1240 | Pro Series Tire Sealant..... | 1119 | Transmission Bearing Kits..... | 549 |
| Hard Hat/Helmet (Yellow) | | High Rise Bar Controls | | Water Pump Repair Kits..... | 592 |
| Elvex | 1230 | Motion Pro..... | 194 | Hot Start Cables | |
| Hardline | | Highland | | Motion Pro..... | 219-238 |
| Hour Meters | 1223 | Bungee Straps | 58-59 | Hot Start Lever | |
| Mini Tach Meter..... | 1223 | Highland | | EMGO | 194 |
| Robic Stop Watch..... | 1223 | Tie Downs | 55-59 | Hour Meters | |
| Tach Meters | 1223 | Highland Ramparts | | Hardline..... | 1223 |
| Tread Doctor | 1119 | Tri-Fold Sport Utility Ramps | 12 | HRP Sports | |
| Universal Training Wheels..... | 1114 | Highway Hawk | | Hand Guards | 152 |
| Harley & American V-Twin Wheel Bearing Remover Set | | Heat Resistant Exhaust Wrap | 268 | Hand Shields..... | 152 |
| Motion Pro..... | 1129 | Home Tool Set | | Hub Upgrade Replacement | |
| Haynes | | Performance Tool | 1214 | Pivot Works | 922 |
| Service Manuals | 43 | Honda Cam Gear Holder | | Hydraulic Brake Bleeder | |
| Headlight Bulbs | | Motion Pro..... | 1140 | Motion Pro..... | 1000, 1139 |
| PIAA..... | 746-750 | Honda Engine Tools | | Hydro-Turf | |
| | | Motion Pro..... | 1140-1141 | Oil Extractors | 1194 |

I

| | |
|---|------------------|
| Ice Grippers | |
| MaxxDry..... | 16 |
| Ignition Coil | |
| Arrowhead Electrical..... | 729-734 |
| Ignition Cover Gaskets | |
| Winderosa..... | 563-569, 779-781 |
| Ignition Tester | |
| | 744, 1221 |
| Ignition/Spark Plug Tester | |
| | 1221 |
| Impact Driver & Bit Set | |
| Performance Tool..... | 1210 |
| Imported Industrial | |
| Riveted Roller Chain & Links | |
| | 1238 |
| In-Line Fuel Filters | |
| EMGO..... | 667 |
| Visu Filter..... | 666 |
| Intake Valves | |
| ProX..... | 490-494 |
| Psychic..... | 514-518 |
| Vesrah..... | 495-499 |
| Internal Exhaust Parts | |
| Big Gun..... | 259 |
| Ipone | |
| Brake Cleaner Spray..... | 1000 |
| Brake Fluid..... | 1000 |
| ISC Racer'S Tape | |
| Non-Skid Anti Slip Surface Tape..... | 13 |

J

| | |
|---|-----------|
| Jet Holder W/ Wrench | |
| SPI..... | 665 |
| Jet Needles | |
| Keihin..... | 662 |
| Mikuni..... | 656 |
| Jet Wrench For Slot Type Mikuni Jets | |
| SPI..... | 665 |
| JT | |
| Brake Rotors..... | 977-979 |
| Chain..... | 791-792 |
| Drive Chain..... | 791-792 |
| Front Sprockets..... | 810-827 |
| Rear Sprockets..... | 810-827 |
| JT Sprocket Conversion Charts | |
| | 828-829 |
| JT Sprockets | |
| Aluminum Alloy Rear Sprockets..... | 830-834 |
| Juice | |
| Basic Booster Cables..... | 1222 |
| Super-Duty Booster Cables..... | 1222 |
| Jumbo Chain Tool | |
| Motion Pro..... | 807, 1126 |
| Jump Starter | |
| Genius..... | 708 |
| Jumper Cables | |
| Yuasa..... | 701 |

K

| | |
|--|-----------|
| K&L | |
| Air Cut Off Valves..... | 673 |
| Cam Chains..... | 519-520 |
| Carburetor Repair Kits..... | 674 |
| Dirt Bike Lift..... | 1124 |
| Exhaust Pipe Gaskets..... | 589 |
| Low Riding Ramp..... | 1124 |
| Petcock Repair Kits..... | 672 |
| Single Sided Swing Arm Stand..... | 1124 |
| Tune Up Kits, | |
| Points & Condensers..... | 722-723 |
| Universal Front Wheel Stand..... | 1124 |
| Universal Swing Arm Stand..... | 1124 |
| K&N | |
| Air Box Filters..... | 615-621 |
| Air Filter Cleaner & Degreaser..... | 621 |
| Air Filter Sealing Grease..... | 621 |
| Air Filters..... | 615-621 |
| Direct Mount Air Filters..... | 621 |
| Filter Charger Oil..... | 621 |
| Oil Filters..... | 615-621 |
| K&S | |
| Fork Seal & Dust Seal Kits..... | 1069-1082 |
| Horns..... | 752 |
| K270 Dual Sport | |
| Kenda..... | 1103 |
| K335 Ice Tire | |
| Kenda..... | 1102 |
| K760 Trackmaster 2 | |
| Kenda..... | 1103 |
| K761 Dual Sport | |
| Kenda..... | 1104 |
| K771 Millville | |
| Kenda..... | 1101 |
| K772 Parker Dt | |
| Kenda..... | 1101 |
| K775 Millville LI | |
| Kenda..... | 1100 |
| K775 Washougal | |
| Kenda..... | 1101 |
| K781 Triple | |
| Kenda..... | 1102 |
| K782 Sand Mad | |
| Kenda..... | 1102 |
| K784 Big Block | |
| Kenda..... | 1104 |
| Katahdin Gear | |
| Spark Plug Carriers..... | 742 |
| Kawasaki Engine Tools | |
| Motion Pro..... | 1142 |
| Kawasaki Spark Plug Socket Tool | |
| Motion Pro..... | 1142 |
| Kawasaki Valve Stem Seal Install Tool | |
| Motion Pro..... | 1142 |
| Kawasaki Valve Tappet Tool | |
| Motion Pro..... | 1142 |
| Keihin | |
| Diaphragm & Gasket Set..... | 662 |
| Jet Needles..... | 662 |
| Keihin PJ Series Breakdown..... | 660 |
| Keihin Pwk Series Breakdown..... | 661 |
| Main Jets..... | 660 |
| Round Main Jets..... | 660 |
| Slow Jets..... | 660 |
| Keihin PJ Series Breakdown | |
| Keihin..... | 660 |
| Keihin Pwk Series Breakdown | |
| Keihin..... | 661 |
| Kenda | |
| K270 Dual Sport..... | 1103 |
| K335 Ice Tire..... | 1102 |
| K760 Trackmaster 2..... | 1103 |
| K761 Dual Sport..... | 1104 |
| K771 Millville..... | 1101 |
| K772 Parker Dt..... | 1101 |
| K775 Millville LI..... | 1100 |
| K775 Washougal..... | 1101 |
| K781 Triple..... | 1102 |
| K782 Sand Mad..... | 1102 |
| K784 Big Block..... | 1104 |
| Standard Tubes..... | 1105 |
| Super Tuff Tubes..... | 1104 |
| Tuff Tubes..... | 1105 |
| Washougal LI..... | 1100 |
| Kibblewhite | |
| Black Diamond Valves..... | 489 |
| Lightweight Racing | |
| Valve Spring Kits..... | 488 |
| Valve Guides..... | 488 |
| Kick Start Levers | |
| EMGO..... | 195 |
| Kill Switches | |
| EMGO..... | 745 |
| Klotz | |
| Aerosol Chain Spray..... | 1238 |
| Fabric Filter Oil..... | 625 |
| Filter Cleaner..... | 625 |
| Foam Filter Oil..... | 625 |
| KMC | |
| Chain..... | 804-805 |
| Drive Chain..... | 804-805 |
| Knife & Blades | |
| | 1240 |
| Kolpin | |
| ATV Mirror..... | 31 |
| Flat Pack Tire Repair..... | 1187 |
| Tire Repair Kit..... | 1117 |
| Tire Repair Kit..... | 1187 |
| KTM Engine Tools | |
| Motion Pro..... | 1143-1144 |
| KTM Heim Joint Tool | |
| Motion Pro..... | 1175 |
| KTM Oil Filter Remover Tool | |
| Motion Pro..... | 1143-1144 |
| KTM Primary Gear Extractor | |
| Motion Pro..... | 1143-1144 |
| KTM Spark Plug Gap Gauge | |
| Motion Pro..... | 1143-1144 |
| KTM Spark Plug Sockets | |
| Motion Pro..... | 1143-1144 |



| | |
|---|-----------|
| Large Round Main Jets | |
| Mikuni..... | 655 |
| Led Pocket Flashlights | |
| NGK..... | 1233 |
| Performance Tool..... | 1233 |
| Led Smart Caps | |
| Ride-On..... | 1118 |
| Led Work Light | |
| Performance Tool..... | 1232 |
| Lever Action Grease Gun | |
| Performance Tool..... | 1192 |
| Lever Assemblies | |
| Motion Pro..... | 181 |
| Lever Brackets | |
| EMGO..... | 191 |
| Lever Choke Conversion Kit | |
| Genuine..... | 659 |
| Lighting Stator | |
| Procom..... | 724-728 |
| Lightweight Racing Valve Spring Kits | |
| Kibblewhite..... | 488 |
| Linkage Bearing & Seal Kit | |
| All Balls..... | 1016-1033 |
| Bearing Connection..... | 1039 |
| Pivot Works..... | 1045-1048 |
| ProX..... | 1034-1038 |
| Low Riding Ramp | |
| K&L..... | 1124 |



| | |
|--------------------------------------|---------|
| M12 XC | |
| Michelin..... | 1108 |
| M-6 Mini Exhaust | |
| Two Brothers Racing..... | 266 |
| M-7 Exhaust | |
| Two Brothers Racing..... | 266 |
| Magellan Holders | |
| Ram Mounts..... | 24 |
| Magnet Tray | |
| Performance Tool..... | 1234 |
| Maier | |
| Fenders..... | 108-111 |
| Fork Guards..... | 112 |
| Hand Guards..... | 152 |
| Radiator Scoops..... | 112 |
| Side Panels..... | 113 |
| Main Bearing & Seal Kits | |
| Hot Rods..... | 548 |
| Main Bearing Kit | |
| Wiseco..... | 521-534 |
| Main Jet Wrench & Carrier | |
| Motion Pro..... | 665 |
| | 1226 |
| Main Jets | |
| Keihin..... | 660 |
| | 663 |

| | |
|--|------------------|
| Main Seal Kit | |
| Wiseco..... | 521-534 |
| Manco To Comet Cross Reference | |
| | 1237 |
| Manometer Fluid Refill | |
| Motion Pro..... | 664 |
| Master Blaster Accessories | |
| Metro..... | 21 |
| Master Blaster Dryer | |
| Metro..... | 21 |
| Master Cylinder Cover | |
| Factory Effex..... | 999 |
| Master Cylinder Rebuild Kits | |
| All Balls..... | 785-788, 989-998 |
| ProX..... | 982-983 |
| Shindy..... | 984-985 |
| Master Link Pliers | |
| Motion Pro..... | 807, 1126 |
| Maxima | |
| Maxima Display Shelves..... | 1244 |
| Maxima Display Shelves | |
| Maxima..... | 1244 |
| Maximum Duty Flywheel Puller | |
| | 1218 |
| Max-Torque | |
| “SS” Sprocket Clutches..... | 1237 |
| Bronze Bushing Bearings..... | 1237 |
| Centrifugal Clutch Key..... | 1237 |
| Pulley Clutches..... | 1237 |
| Set Screw For Max-Torque Clutch..... | 1237 |
| Shaft Snap Ring..... | 1237 |
| Sprockets..... | 1237 |
| MaxxDry | |
| 3 In 1 Dryer (Xl)..... | 14 |
| Boot Dryer..... | 14-15 |
| Helmet Dryer..... | 15 |
| Ice Grippers..... | 16 |
| Mud Stopper..... | 16 |
| Portable Boot Dryer (Handheld)..... | 16 |
| Rechargeable Dehumidifier (Bd)..... | 14 |
| Shoe Cleats..... | 16 |
| Measuring Container | |
| Ratio Rite..... | 679 |
| SPI..... | 679 |
| Measuring Containers | |
| Ratio Rite..... | 1198 |
| Mechanic Gloves | |
| Performance Tech..... | 1232 |
| Medium Universal Cell Phone Holder | |
| Ram Mounts..... | 23 |
| Metric Hardware & Replacement Hardware Kits | |
| Motion Pro..... | 1229 |
| Metric Kit Replacement Hardware | |
| Motion Pro..... | 1229 |
| Metric Multi-Purpose Tool | |
| Motion Pro..... | 1203 |
| Metric Nut & Bolt Assortments | |
| Performance Tool..... | 1228 |
| Metro | |
| Airforce Blaster Dryer Accessories .. | 20 |
| Bike Dryer..... | 20 |
| Blaster Sidekick..... | 21 |
| Master Blaster Accessories..... | 21 |
| Master Blaster Dryer..... | 21 |

| | |
|--|-----------|
| Michelin | |
| Cross Ac10..... | 1109 |
| M12 XC..... | 1108 |
| S12 XC..... | 1108 |
| Starcross Mh3..... | 1107 |
| Starcross Ms3..... | 1107 |
| Starcross Sand 4..... | 1107 |
| Trail Competition..... | 1109 |
| Trail Light..... | 1109 |
| Micro Bleeder | |
| Motion Pro..... | 1139 |
| Micrometers, Calipers | |
| Performance Tool..... | 1216 |
| Midget Grease Gun | |
| Performance Tool..... | 1192 |
| Mikuni | |
| “E” Clips..... | 659 |
| Air Jets..... | 656 |
| Bleeder Type Needle Jets..... | 658 |
| Cable Operated Choke Conversion Kit..... | 659 |
| Carburetor Pocket Tuner..... | 665, 1225 |
| Carburetor Tool Kit..... | 665, 1226 |
| Choke Conversion Kit..... | 655 |
| Float Bowl Gaskets..... | 657 |
| Float Bowl Screws..... | 657 |
| Floats..... | 658 |
| Hex Main Jets..... | 655 |
| Jet Needles..... | 656 |
| Large Round Main Jets..... | 655 |
| Mikuni Tm Style Breakdown... .. | 653-654 |
| Mikuni Vm Style Breakdown .. | 651-652 |
| Mixing Chamber Top Only w/ Gasket..... | 659 |
| Needle & Seat..... | 655 |
| Needle Jet Setter..... | 658 |
| Needle Valve Assemblies..... | 656 |
| Needles & Seats..... | 658 |
| Pilot Jets..... | 656 |
| Pop Off Gauge..... | 664 |
| Power Jet Kit..... | 653-659 |
| Primary Type Needle Jets..... | 657 |
| Small Hex Main Jets..... | 655 |
| Small Round Main Jets..... | 655 |
| Spare Jet Carrier..... | 665, 1226 |
| Throttle Valves..... | 659 |
| Mikuni Butterfly Repair Kit | |
| Winderosa..... | 663 |
| Mikuni Choke Conversion Kit | |
| | 663 |
| Mikuni Tm Style Breakdown | |
| Mikuni..... | 653-654 |
| Mikuni Tuning Manual | |
| Sudco..... | 664 |
| Mikuni Vm Style Breakdown | |
| Mikuni..... | 651-652 |
| Mikuni/Tillotson Conversion Kits | |
| | 663 |
| Mini Bike Brake Cable | |
| | 1238 |
| Mini Bike Throttle Controls | |
| | 1238 |
| Mini Bike Wire Swivel Stop | |
| | 1238 |

| | | | |
|--|-----------|--|--|
| Mini Bleeder | | | |
| Motion Pro..... | 1139 | | |
| Mini Chain Press Tool | | | |
| Motion Pro..... | 808 | | |
| Mini Dial Tire Pressure Gauge | | | |
| Performance Tool | 1189 | | |
| Mini Grease Gun W/ Grease | | | |
| Performance Tool | 1192 | | |
| Mini Multi Tool W/ Merch Strip | | | |
| Performance Tool | 1235 | | |
| Mini Razor Scraper | | | |
| Performance Tool | 1235 | | |
| Mini Tach Meter | | | |
| Hardline..... | 1223 | | |
| Mini Tire Inflator | | | |
| Performance Tool | 1189 | | |
| Mixing Chamber Top Only W/ Gasket | | | |
| Mikuni..... | 659 | | |
| Motion Pro | | | |
| "Y" & "T" Connectors | 668 | | |
| 2-Stroke Leak | | | |
| Down Tester (Detector) | 1225 | | |
| 49mm Motion Pro | | | |
| Fork Cap Tool For Kyb..... | 1129 | | |
| 6mm Carburetor Adapter Set..... | 664 | | |
| 90 Degree 1/4 Inch Hex Driver..... | 1227 | | |
| Air Gauge Holder | 1187 | | |
| Battery Jumper Cables | 1222 | | |
| Bead Buddy Ll..... | 1122 | | |
| Bead Popper | 1122 | | |
| Beadpro | 1127 | | |
| Beadpro (Forged Steel)..... | 1127 | | |
| Bearing Driver Set..... | 1217 | | |
| Bearing Remover | 1217 | | |
| Belt Tension Gauge..... | 1218 | | |
| Blind Bearing | | | |
| & Bushing Remover | 1217 | | |
| Brake Bleeders..... | 1135-1139 | | |
| Brake Levers | 162-179 | | |
| Carburetor Adjusting Tool..... | 665, 1226 | | |
| Carburetor Tuner | 664 | | |
| Chain Alignment Tool | 808 | | |
| Chain Breaker | 808 | | |
| Chain Detacher | 808 | | |
| Chain Press Tool | 808 | | |
| Choke Cables..... | 219-238 | | |
| Clutch Cables..... | 219-238 | | |
| Clutch Levers | 162-179 | | |
| Combo Lever Sets | 1128 | | |
| Combo Y-Drive Wrench | 1201 | | |
| Compression Bolt Removal | | | |
| Tool (Wp4860 Mxma Cc) | 1217 | | |
| Compression Tester | 1225 | | |
| Control Levers..... | 162-179 | | |
| CR Pro Throttle Cables | 215 | | |
| Decompression Cables..... | 219-238 | | |
| Degree Wheel | 1221 | | |
| Deluxe Auxiliary Tank | | | |
| For Fuel-Inject. Systems | 1194 | | |
| Deluxe Suspension | | | |
| Bearing Service Tool | 1175 | | |
| Deluxe Suspension | | | |
| Bearing Service Tool | 1217 | | |
| Digital Tire Pressure Gauge..... | 1187 | | |
| Dirt Bike Cables | 219-238 | | |
| Dual Drive L-Handles | 1201 | | |
| Dual Ignition System Tester | 1221 | | |
| Ergo Spoke Wrenches | 1119 | | |
| Ergo Spoke Wrenches | 1128 | | |
| Fcr Carburetor Tool | 665 | | |
| Fcr Carburetor Tool | 1226 | | |
| Feeler Gauges | 743 | | |
| Flywheel Pullers | 1130-1134 | | |
| Folding Sag Scale | 1227 | | |
| Forged Levers | 171-179 | | |
| Fork Alignment Tool | 1129 | | |
| Fork Seal Bullets..... | 1129 | | |
| Fork Tools..... | 1158-1169 | | |
| Front Brake Cables | 219-238 | | |
| Harley & American V-Twin | | | |
| Wheel Bearing Remover Set..... | 1129 | | |
| Hex Axle Tool | 1175 | | |
| High Rise Bar Controls | 194 | | |
| Honda Cam Gear Holder | 1140 | | |
| Honda Engine Tools | 1140-1141 | | |
| Honda Oil Filter & Clutch | | | |
| Hub Spanner | 1140 | | |
| Honda Spark Plug Sockets | 1140-1141 | | |
| Honda Valve Stem | | | |
| Seal Install Tool | 1140-1141 | | |
| Honda Valve Tappet Tool.... | 1140-1141 | | |
| Hose Shears | 671 | | |
| Hot Start Cables..... | 219-238 | | |
| Hydraulic Brake Bleeder | 1000 | | |
| Hydraulic Brake Bleeder | 1139 | | |
| Jumbo Chain Tool | 807 | | |
| Jumbo Chain Tool | 1126 | | |
| Kawasaki Engine Tools | 1142 | | |
| Kawasaki Spark Plug | | | |
| Socket Tool..... | 1142 | | |
| Kawasaki Valve Stem | | | |
| Seal Install Tool | 1142 | | |
| Kawasaki Valve Tappet Tool | 1142 | | |
| KTM Engine Tools | 1143-1144 | | |
| KTM Heim Joint Tool | 1175 | | |
| KTM Oil Filter | | | |
| Remover Tool | 1143-1144 | | |
| KTM Primary | | | |
| Gear Extractor..... | 1143-1144 | | |
| KTM Spark Plug | | | |
| Gap Gauge | 1143-1144 | | |
| KTM Spark Plug Sockets... .. | 1143-1144 | | |
| Lever Assemblies..... | 181 | | |
| Main Jet Wrench & Carrier..... | 665 | | |
| Manometer Fluid Refill | 664 | | |
| Master Link Pliers | 807, 1126 | | |
| Metric Hardware | | | |
| & Replacement Hardware Kits.... | 1229 | | |
| Metric Kit | | | |
| Replacement Hardware | 1229 | | |
| Metric Multi-Purpose Tool | 1203 | | |
| Micro Bleeder | 1139 | | |
| Mini Bleeder..... | 1139 | | |
| Mini Chain Press Tool | 808 | | |
| Nitrile Gloves..... | 1232 | | |
| Nitrogen Shock | | | |



- Gauge & Filler 1227
 Oil Filter Magnets 645-646
 PBR Chain Tool 806
 Perch Assemblies 181
 Pincer Tool 671
 Pivot Head Wrenches 1203
 Press-Fit Chain Link Tools 806
 Professional Pressure Gauges 1126
 Quad Stake Rivet Kit 808
 Quad Stake Rivet Kit 1126
 Replacement O.E. Levers 162-170
 Revolver Throttle Cables 212-214
 Revolver
 Variable Throttle Kit 208-211
 Rim Lock Nuts
 w/ Beveled Washer 1122
 Rim Lock Nuts
 w/ Beveled Washer Kit 1127
 Rim Locks 1122
 Rim Protectors 1120
 Rotor & Sprocket Holder 1120
 Shock Spanner Punch 1227
 Snap Ring Pliers 1219
 Spark Plug Ratchet Wrench 1220
 Speedometer Cables 219-238
 Spinner T-Handle, Bit Driver 1201
 Spoke Wrench 1122
 Spoke Wrenches 1147-1157
 Spring Hooks 1216
 Standard Steel Tire Irons 1128
 Steering Head
 Bearing Race Driver 1217
 Steering Stem Bearing Tool 1217
 Step Less Clamp
 Fuel Line Fittings Kit 670
 Super Light Chain Tool 807
 Super Light Chain Tool 1126
 Suspension Tools 1175-1186
 Suzuki Engine Tools 1145
 Suzuki Pedal Anchor Kit 194
 Suzuki Spark Plug Socket Tool 1145
 Suzuki Valve Stem
 Seal Install Tool 1145
 Suzuki Valve Tappet Tool 1145
 Syncpro Carburetor Tuner 1226
 T3 Cables 216-218
 Tachometer Cables 219-238
 Tappet Feeler Gauges 1218
 T-Handle Bracket/Wall Mounts 1202
 T-Handle Wrenches 1201-1202
 Throttle Cables 219-238
 Throttle Kits Rev2 203-206
 Throttle Sleeves 196-202
- Tire Iron Sets 1120
 Tire Lever Spoons 1170-1174
 Titanium Wrenches 1203
 Tool Pack Hardware Card Kit 1229
 Trail Bead Buddy 1127
 Truing & Balance Stand 1128
 T-Stem Spanner 1175
 Turbo Throttle Cables 215
 Twist Throttle Kits 207
 Valve Stem Seal Install Tool Set 1128
 Vortex Throttle Cables 215
 Wheel Bearing Remover
 8 Piece Metric Set 1129
 Wheel Bearing Retainer Tool 1175
 Wheel Weights 1121
 Yamaha Engine Tools 1146
 Yamaha Spark Plug Sockets 1146
 Yamaha Valve Stem
 Seal Install Tool 1146
 Yamaha Valve Tappet Tool 1146
- Moto Grip**
 Handlebar Grips 143
- Motorcycle Light Display Board**
 StreetFX 1243
- Motorcycle Ramp And Rail**
 13
- Motorsports Containers**
 VP Racing 1199-1200
- Mr Funnel**
 Funnels 680
- Mr. Funnel**
 Funnels 1195
- Mud Free Fender Foam Kit**
 Ceet 135
- Mud Remover**
 Polisport 19
- Mud Stopper**
 MaxxDry 16
- Muffler Plugs**
 Polisport 19
- Multi-Purpose Lift**
 Performance Tool 1190
- Multi-Use Electrical Repair Kit**
 Performance Tool 1228
- Namura**
 Clutch Gaskets 270-287
 Full Gasket Kit 270-287
 Piston Kits 270-287
 Ring Sets 270-287
 Top End Gasket Kit 270-287
 Top End Repair Kits 270-287
 Top Needle Bearing 270-287
- Needle & Seat**
 Mikuni 655
- Needle & Seat For Mikuni**
 663
- Needle Jet Setter**
 Mikuni 658
- Needle Nose Adapter**
 Performance Tool 1191
- Needle Valve Assemblies**
 Mikuni 656
- Needles & Seats**
 Mikuni 658
- Neon Wall Clock**
 NGK 1241
- New-Ray**
 Toys 32-40
- NGK**
 Counter Stool 1241
 Folding Chair W/ Carrying Case .. 1241
 Led Pocket Flashlights 1233
 Neon Wall Clock 1241
 Pocket Flashlight 1241
 Premium Racing Wire 740
 Spark Plug Application Book 1241
 Spark Plug Caps 740
 Spark Plugs 735-740
 Wall Clock 1241
- NGK Display Cabinet**
 1241
- NGK Display Rack**
 1241
- NGK Spark Plug Conversion & Pricing**
 735-740
- Nickel Plated Roller Chains**
 1238
- Nitrile Gloves**
 Motion Pro 1232
- Nitrogen Shock Gauge & Filler**
 Motion Pro 1227
- Non-Skid Anti Slip Surface Tape**
 ISC Racer'S Tape 13
- Novus**
 Novus Plastic Polish 109
- Novus Plastic Polish**
 Novus 109
- Number Plate Kits**
 Factory Effex 125-128
- Number Plates**
 Polisport 81-84
- Nut & Bolt Assortments**
 Performance Tool 1228
- Nut Splitter**
 Performance Tool 1213



| | |
|----------------------------------|----------|
| O-Clips & Pincer Tool |671 |
| Oil Drain Pans | |
| Flo Tool..... | 1193 |
| Performance Tool | 1193 |
| Oil Extractors | |
| Hydro-Turf | 1194 |
| Oil Filter | |
| Twin Air | 631-642 |
| Oil Filter Covers | |
| Profilter..... | 613 |
| Oil Filter Magnets | |
| Motion Pro..... | 645-646 |
| Oil Filter Pliers | |
| Performance Tool | 1193 |
| Oil Filters | |
| EMGO | 622-625 |
| Hiflo..... | 594-604 |
| K&N..... | 615-621 |
| Profilter..... | 612 |
| ProX | 604-611 |
| Oil Seal Sets | |
| ProX | 291-386 |
| Winderosa..... | 555-562 |
| Output Shaft Kit | |
| Hot Rods | 547 |
| Oversized Bar Adaptor | |
| Powermadd | 138 |

| | |
|--|------|
| PBR Chain Tool | |
| Motion Pro..... | 806 |
| Pegboard Hooks | |
| | 1240 |
| Perch Assemblies | |
| Motion Pro..... | 181 |
| Performance Tech | |
| Mechanic Gloves..... | 1232 |
| Performance Tool | |
| 100pc Bit Set..... | 1210 |
| 11 Gallon Portable Air Tank..... | 1190 |
| 1-1/4" Rigid Offset Ss Scraper | 1235 |
| 12" Flexible Hose | 1192 |
| 12" Grease Gun Flex Hose | 1191 |
| 12V Compact Tire Inflator | 1189 |
| 12V Heavy Duty Circuit Tester | 1221 |
| 12V Mini Spotlight W/Magnet..... | 1233 |
| 15 In 1 Multi Function Tool | 1235 |
| 18" Grease Gun Flex Hose | 1191 |
| 1M Cp Spotlight | 1233 |
| 2 In 1 Light & Laser..... | 1233 |
| 2 Pc Specialty Pick Set | 1234 |
| 2 Ton Hydraulic Bottle Jack..... | 1190 |
| 2 Ton Jack Stands (1 Pair) | 1190 |
| 2 Ton Power Puller | |
| (Come-A-Long) | 1192 |
| 2.5 Ton Jack | 1190 |
| 29pc Drill Bit Set | |
| w/ Steel Case | 1210 |
| 2-Pack 3Oz | |
| Multi Purpose Grease | 1192 |
| 3 In 1 Stapler..... | 1236 |
| 3 Piece Inspection Tool Set..... | 1234 |
| 30 Pack Tubeless | |
| Tire Repair Plugs | 1188 |
| 35Pc Tire Hardware Kit | 1188 |
| 3Pc Step Drill Set..... | 1210 |
| 4 In 1 Magnetic Retriever | 1234 |
| 4 Way Folding Lug Wrench | 1189 |
| 4" Grease Gun | |
| Needle Nose Adapter..... | 1191 |
| 40" Plastic Creeper W/Casters..... | 1192 |
| 5 Gallon Portable Air Tank..... | 1190 |
| 5 Led Head Lamp | 1232 |
| 5 Pack Tubeless | |
| Tire Repair Plugs | 1188 |
| 7Pc Cordless | |
| Grease Gun Accessories | 1191 |
| 8 Lb. Magnetic Pickup Tool..... | 1234 |
| 8 Pc Specialty Pick & Driver Set | 1234 |
| Adjustable Wrenches | 1212 |
| Angle Grinder..... | 1215 |
| Battery Terminal Cleaner | 1221 |
| Battery/Alternator | |
| Voltage Checker | 1221 |
| Bearing Packer..... | 1191 |
| Bearing Race & Seal Drive Set..... | 1217 |
| Breakaway Utility Knife..... | 1235 |
| Cable Ties | 1236 |
| Carbon & Gasket Scraper | 1235 |
| Chisel & Punch Set..... | 1213 |
| Claw & Magnetic Retrievers | 1234 |
| Combo Internal/ | |
| External Snap Ring Pliers..... | 1219 |

| | |
|---------------------------------------|-----------|
| Compression Tester 0-300Psi | 1225 |
| Cotter Pin Assortments | 1228 |
| Deluxe 12V Tester | 1221 |
| Digital Multi-Tester | 1221 |
| Digital Tire Pressure Gauge..... | 1189 |
| Duct Tape | 1236 |
| E-Clip Assortments | 1228 |
| Electrical Tape..... | 1236 |
| Emergency Cell Phone Charger .. | 1224 |
| Feeler Gauges | 743 |
| Fingernail Brush W/ Magnet | 1215 |
| Folding Utility Knife | 1235 |
| Funnels | 679, 1196 |
| Fuse Sets..... | 1228 |
| Grease Fitting Assortments | 1228 |
| Grease Gun Coupler..... | 1191 |
| Grease Injector Needle | 1191 |
| Grip Lock Sets | 1212 |
| Hair Pin Assortments | 1228 |
| Hammers, Rubber Mallets | 1214 |
| Hand Riveter Set..... | 1214 |
| Heavy Duty 3 Jaw Gear Pullers ... | 1219 |
| Hex Head Drill | |
| Screw Assortments | 1228 |
| Hex Key Sets/ | |
| Allen Wrench Sets..... | 1208-1209 |
| Home Tool Set..... | 1214 |
| Hose Clamp Set..... | 1228 |
| Impact Driver & Bit Set..... | 1210 |
| Led Pocket Flashlights | 1233 |
| Led Work Light | 1232 |
| Lever Action Grease Gun..... | 1192 |
| Magnet Tray..... | 1234 |
| Metric Nut & Bolt Assortments.... | 1228 |
| Micrometers, Calipers | 1216 |
| Midget Grease Gun..... | 1192 |
| Mini Dial Tire Pressure Gauge | 1189 |
| Mini Grease Gun W/ Grease..... | 1192 |
| Mini Multi Tool W/ Merch Strip..... | 1235 |
| Mini Razor Scraper | 1235 |
| Mini Tire Inflator | 1189 |
| Multi-Purpose Lift..... | 1190 |
| Multi-Use Electrical Repair Kit | 1228 |
| Needle Nose Adapter..... | 1191 |
| Nut & Bolt Assortments..... | 1228 |
| Nut Splitter | 1213 |
| Oil Drain Pans | 1193 |
| Oil Filter Pliers..... | 1193 |
| Piston Ring Compressor | 1219 |
| Piston Ring Installer | 1219 |
| Pliers Sets..... | 1212 |
| Pocket Magnetic Retriever | 1234 |
| Pocket Multi-Tester..... | 1221 |
| Polished 11Pc Wrench Set..... | 1212 |
| Pro Grease Gun..... | 1192 |
| Pro Pistol Grip Grease Gun | 1192 |
| Pry Bar Set..... | 1214 |
| Quick Release Clamps | 1212 |
| Quick Ties | 1236 |
| Ratchet Wrench, | |
| Extensions & Socket Sets .. | 1204-1208 |
| Roll-Around Stool..... | 1232 |
| Rubber Cement..... | 1188 |
| Sae & Metric Size Catcher..... | 1213 |

| | | | | | |
|-------------------------------------|-----------|---------------------------------|-----------|----------------------------------|------------------|
| Screwdriver Sets | 1211 | Piston Kits | | Plastic Shopping Bags | |
| Small Engine Cylinder Hone | 1219 | Namura | 270-287 | | 1240 |
| Snap Ring Assortments | 1228 | ProX | 291-386 | Pliers Sets | |
| Spark Plug Gap Gauge | 743, 1220 | Vertex | 442-471 | Performance Tool | 1212 |
| Spark Plug Hole | | Wiseco | 393-440 | Pocket Flashlight | |
| Thread Chaser | 1220 | Piston Pin Puller | | NGK | 1241 |
| Spark Plug Thickness Gauge | 1220 | | 1218 | Pocket Magnetic Retriever | |
| Spark Plug Wire Tester | 1221 | Piston Ring Compressor | | Performance Tool | 1234 |
| Spring Assortments | 1228 | Performance Tool | 1219 | Pocket Multi-Tester | |
| Suction Gun | 1191 | Piston Ring Installer | | Performance Tool | 1221 |
| Swivel Inspection Mirror | 1234 | Performance Tool | 1219 | Polished 11Pc Wrench Set | |
| Swivel Seat Bar Stool | 1232 | Pistons | | Performance Tool | 1212 |
| Tap & Die Sets | 1213 | Wiseco | 393-440 | Polisport | |
| Tape Measure | 1214 | Pit Board | | Air Box Cover | 95-98 |
| Tapered Extractor Set | 1213 | Factory Effex | 132 | Chain Guide | 100-101 |
| Tie Downs | 54 | Pivot Head Wrenches | | Chain Guides | 852-859 |
| Tire Inflator W/Led | 1189 | Motion Pro | 1203 | Chain Sliders | 102-103, 860-866 |
| Tire Repair & Maintenance Kit | 1188 | Pivot Works | | Chain Sliding Piece | 104 |
| Tube Style Battery Tester | 1221 | Fork Rebuild Kits | 1096-1098 | Complete Plastic Kits | 72-76 |
| Utility Knife & Blades | 1235 | Fork Seal Kits | 1094-1095 | Dirt Bike Stand | 17 |
| Wall Mounted | | Front Wheel Bearings | 908-916 | Disc Protector | 80 |
| Grease Gun Holder | 1191 | Hub Upgrade Replacement | 922 | Exhaust Plugs | 268 |
| Washer Assortments | 1228 | Linkage | | Fork Guards | 105-107 |
| White Lithium Grease | 1192 | Bearing & Seal Kit | 1045-1048 | Fork Saver | 19 |
| Wing Nut Assortments | 1228 | Rear Wheel Bearing | 908-916 | Front Disc Guard | 80 |
| Wire Brushes | 1215 | Rear Wheel Upgrade Kit | 923 | Front Fenders | 62-66 |
| Wire Crimping Tools | 1213 | Shock Absorber Kits | 1012-1013 | Hand Guards | 144-151 |
| Wire Terminal Assortments | 1228 | Shock Repair Kits | 1014 | Mud Remover | 19 |
| Zip Ties | 1236 | Shock Thrust Bearing Kits | 1015 | Muffler Plugs | 19 |
| Petcock Repair Kits | | Steering Stem | | Number Plates | 81-84 |
| K&L | 672 | Bearing Kits | 1090-1091 | Plastic Kits | 72-76 |
| Petcocks | | Swing Arm | | Radiator Scoops | 85-94 |
| Fuel Star | 644 | Bearing & Seal Kit | 1042-1045 | Rear Disc Protector | 80 |
| PIAA | | Talon Hub Bearing Kit | 917 | Rear Fenders | 67-71 |
| Headlight Bulbs | 746-750 | Watertight Wheel Collar Kits .. | 918-921 | Shock Flap | 84 |
| Pilot Jets | | Wheel Bearing Kits | | Side Panels | 77-79 |
| Mikuni | 656 | PJ1 | | Skid Plates | 98-99 |
| Keihin | 663 | Brake Cleaner Spray | 1000 | Spoke Cleaner | 19 |
| Pincer Tool | | Plastic Kits | | Swing Arm Protector | 80 |
| Motion Pro | 671 | Polisport | 72-76 | Tripod Dirt Bike Kickstand | 18 |
| | | | | Vent & Valve | 19 |

Q

| | |
|---------------------------------------|-----------|
| Pop Off Gauge | |
| Mikuni..... | 664, 1225 |
| Pop Valve Cap Display Board | |
| StreetFX..... | 1243 |
| Portable Boot Dryer (Handheld) | |
| MaxxDry..... | 16 |
| Portable Phone Charger | |
| Green Heat..... | 16 |
| Power Flow Kit | |
| Twin Air..... | 631-642 |
| Power Jet Kit | |
| Mikuni..... | 653659 |
| Power Reeds | |
| Boyseen..... | 647-648 |
| Vforce..... | 649 |
| Power Sonic | |
| Batteries..... | 686-688 |
| Battery Application Book..... | 1242 |
| Counter Mat..... | 1242 |
| Power Sonic Battery Rack..... | 1242 |
| Power Sonic Poster..... | 1242 |
| Power Sonic Battery Rack | |
| Power Sonic..... | 1242 |
| Power Sonic Poster | |
| Power Sonic..... | 1242 |
| Powermadd | |
| Bar Riser..... | 138 |
| Hand Guards..... | 154-160 |
| Handler Pads..... | 139 |
| Oversized Bar Adaptor..... | 138 |
| Universal Bar Riser..... | 138 |
| Premium Air Filters | |
| Profilter..... | 613-14 |
| Premium Racing Wire | |
| NGK..... | 740 |
| Pre-Oiled Air Filter | |
| Twin Air..... | 631-642 |
| Press-Fit Chain Link Tools | |
| Motion Pro..... | 806 |
| Pressure Plates | |
| Wiseco..... | 782-784 |
| Primary Type Needle Jets | |
| Mikuni..... | 657 |
| Primer Kits | |
| | 673 |
| Pro Grease Gun | |
| Performance Tool..... | 1192 |
| Pro Grip | |
| Hand Guards..... | 153 |
| Handlebar Grips..... | 140-142 |
| Pro Pistol Grip Grease Gun | |
| Performance Tool..... | 1192 |
| Pro Series Tire Sealant | |
| High Lifter..... | 1119 |
| Pro X | |
| Clutch Kits..... | 778 |
| Procom | |
| CDI High Out Put..... | 724-728 |
| CDI/ECU..... | 724-728 |
| Lighting Stator..... | 724-728 |
| Regulator/Rectifier..... | 724-728 |
| Stators..... | 724-728 |

| | |
|-------------------------------------|-----------|
| Professional Pressure Gauges | |
| Motion Pro..... | 1126 |
| Profilter | |
| Air Filters..... | 613-614 |
| Oil Filter Covers..... | 613 |
| Oil Filters..... | 612 |
| Premium Air Filters..... | 613-14 |
| ProX | |
| Air Filters..... | 604-611 |
| Aluminum Alloy Rear Sprockets..... | 843-845 |
| Brake Pads..... | 974-976 |
| Chain Rollers..... | 850-851 |
| Circles/Wristpin Clips..... | 291-386 |
| Clutch Cables..... | 247-252 |
| Connecting Rods..... | 291-386 |
| Crank Bearing And Seal Kits..... | 291-386 |
| Crank Pins..... | 291-386 |
| Exhaust Valves..... | 490-494 |
| Fork Seal Kits..... | 1092-1093 |
| Friction Clutch Plates..... | 776-777 |
| Front Sprockets..... | 838-841 |
| Front Wheel Bearings..... | 903-907 |
| Full Gasket Kit..... | 291-386 |
| Intake Valves..... | 490-494 |
| Linkage Bearing & Seal Kit..... | 1034-1038 |
| Master Cylinder Rebuild Kits..... | 982-983 |
| Oil Filters..... | 604-611 |
| Oil Seal Sets..... | 291-386 |
| Piston Kits..... | 291-386 |
| Rear Sprockets..... | 835-837 |
| Rear Wheel Bearing..... | 903-907 |
| Ring Sets..... | 291-386 |
| Steel Clutch Plates..... | 774-775 |
| Swing Arm Bearing Kit..... | 1034-1038 |
| Throttle Cables..... | 247-252 |
| Top End Gasket Kit..... | 291-386 |
| Valve Seals..... | 291-386 |
| Valve Shimms..... | 291-386 |
| Valves..... | 291-386 |
| Pry Bar Set | |
| Performance Tool..... | 1214 |
| Psychic | |
| Carburetor Rebuild Kits..... | 677 |
| Connecting Rods..... | 543-544 |
| Exhaust Valves..... | 514-518 |
| Flywheel Pullers..... | 1130 |
| Intake Valves..... | 514-518 |
| Seat Covers..... | 133 |
| Spoke Sets..... | 1116 |
| Water Pump Repair Kits..... | 590-591 |
| Pulley Clutches | |
| Max-Torque..... | 1237 |

| | |
|-----------------------------------|-----------|
| Quad Stake Rivet Kit | |
| Motion Pro..... | 808, 1126 |
| Quick Disconnect Couplings | |
| | 668 |
| Quick Release Clamps | |
| Performance Tool..... | 1212 |
| Quick Release Kits | |
| American Mfg..... | 1117 |
| Quick Ties | |
| Performance Tool..... | 1236 |

R

| | |
|---|-----------|
| Racing Valves For Tubeless Tires | |
| Ariete..... | 1114 |
| Radiator Scoops | |
| Maier..... | 112 |
| Polisport..... | 85-94 |
| Ram Mounts | |
| Accessory Mounts For Handlebars..... | 22 |
| Adjustable Cell Phone Holder..... | 23 |
| Apple Holders..... | 24 |
| Garmin Holders..... | 24 |
| Magellan Holders..... | 24 |
| Medium Universal Cell Phone Holder..... | 23 |
| Small Universal Cell Phone Holder..... | 23 |
| Tom-Tom Holders..... | 24 |
| Universal Cell Phone Holder..... | 23 |
| Universal Cradle Cell Phone Holder..... | 23 |
| Universal X-Grip Cell Phone Holder..... | 23 |
| Ramp Plate Kit | |
| Buyers..... | 13 |
| Ramp Plates | |
| Erickson..... | 13 |
| Ratchet Wrench, Extensions & Socket Sets | |
| Performance Tool..... | 1204-1208 |
| Ratio Rite | |
| Measuring Container..... | 679, 1198 |
| RCA Jack Dual Splitter | |
| SPI..... | 1224 |
| Rear Disc Protector | |
| Polisport..... | 80 |
| Rear Fenders | |
| Polisport..... | 67-71 |
| Rear Shock Seal Head Assemblies | |
| All Balls..... | 1066-1068 |
| Rear Shock Springs | |
| Factory Connection..... | 1002-1005 |
| Rear Sprockets | |
| JT..... | 810-827 |
| ProX..... | 835-837 |
| Rear Vu | |
| Universal Fit Mirrors..... | 30 |
| Rear Wheel Bearing | |
| All Balls..... | 868-891 |
| Bearing Connection..... | 916 |
| Pivot Works..... | 908-916 |
| ProX..... | 903-907 |

S

- Rear Wheel Upgrade Kit**
Pivot Works 923
- Rechargeable Dehumidifier (Bd)**
MaxxDry 14
- Rechargeable Hand Warmer**
Green Heat 16
- Rectifier/Regulator & Stators**
Ricks Electrics 714-718
- Regina**
Chain 793-796
Drive Chain 793-796
- Regulator/Rectifier**
Procom 724-728
- Reorder Tags**
..... 1240
- Replacement O.E. Levers**
Motion Pro 162-170
- Revolver Throttle Cables**
Motion Pro 212-214
- Revolver Variable Throttle Kit**
Motion Pro 208-211
- Ricks Electrics**
Rectifier/Regulator & Stators . 714-718
Solenoid Switches 719-721
Starter Motors 719-721
- Ride-On**
Led Smart Caps 1118
Tire Balancer And Sealant 1118
- Rim Lock Nuts W/ Beveled Washer**
Motion Pro 1122
- Rim Lock Nuts W/ Beveled Washer Kit**
Motion Pro 1127
- Rim Locks**
EMGO 1113
Motion Pro 1122
- Rim Protectors**
Motion Pro 1120
- Rim Strips**
EMGO 1113
Vee Rubber 1110
- Ring Sets**
Namura 270-287
ProX 291-386
Vertex 442-471
Wiseco 393-440
- Robic Stop Watch**
Hardline 1223
- Roll-Around Stool**
Performance Tool 1232
- Rope Ratchet**
Rope Ratchet Tie Downs 53
- Rope Ratchet Tie Downs**
Rope Ratchet 53
- Rotating Bar Clamp**
Factory Effex 60
- Rotor & Sprocket Holder**
Motion Pro 1120
- Round Main Jets**
Keihin 660
- Rubber Bungees**
..... 53
- Rubber Cement**
Performance Tool 1188
- S12 XC**
Michelin 1108
- Sae & Metric Size Catcher**
Performance Tool 1213
- Safety Glasses**
Elvex 1230-1231
..... 1230-1231
- Safety Wire Pliers**
TMV 1125
- Screwdriver Sets**
Performance Tool 1211
- Screw-In Filter**
..... 667
- Seals Size Chart**
..... 924-926
- Seat Cover Material**
Factory Effex 121
SPI 134
Travelcade 134
- Seat Covers**
Cycle Works 114-115
Factory Effex 120-121
Psychic 133
Travelcade 134
- Seat Foam**
Ceet 135
- Service Manuals**
Clymer 41-42
Haynes 43
- Service Parts Bags**
..... 1240
- Service Repair Tags**
..... 1240
- Set Screw For Max-Torque Clutch**
Max-Torque 1237
- Shaft Snap Ring**
Max-Torque 1237
- Shaker Siphons**
..... 1194
- Shift Levers**
EMGO 191-193
- Shim Kits**
Hot Cams 512
- Shindy**
Brake Caliper Rebuild Kits 986
Brake Pad Hanger Pins 987
Carburetor Rebuild Kits 678
Master Cylinder Rebuild Kits.. 984-985
- Shock Absorber Kits**
Bearing Connection 1040
Pivot Works 1012-1013
- Shock Flap**
Polisport 84
- Shock Repair Kits**
Pivot Works 1014
- Shock Spanner Punch**
Motion Pro 1227
- Shock Thrust Bearing Kits**
Pivot Works 1015
- Shoe Cleats**
MaxxDry 16
- Side Cover Gasket**
Winderosa 563-569
- Side Panels**
Maier 113
Polisport 77-79
- Single Sided Swing Arm Stand**
K&L 1124
- Siphons**
Flo Tool 1194
..... 679
- Skid Plates**
Polisport 98-99
- Slave Cylinder Rebuild Kits**
All Balls 785-788
- Slow Jets**
Keihin 660
- SLP**
Carburetor "Power Pack" 650
- Small Engine Cylinder Hone**
Performance Tool 1219
- Small Hex Main Jets**
Mikuni 655
- Small Round Main Jets**
Mikuni 655
- Small Universal Cell Phone Holder**
Ram Mounts 23
- Snap Ring Assortments**
Performance Tool 1228
- Snap Ring Pliers**
Motion Pro 1219
- Snostuff**
Deluxe Spring Tool Multi-Pack 1216
Universal Fly Wheel Puller 1218
- Solar Battery Chargers**
Genius 707
- Solenoid Switches**
Ricks Electrics 719-721
- Spare Jet Carrier**
Mikuni 665, 1226
- Spark Plug Application Book**
NGK 1241
- Spark Plug Caps**
EMGO 742
NGK 740
- Spark Plug Carriers**
Katahdin Gear 742
- Spark Plug Gap Gauge**
Performance Tool 743, 1220
- Spark Plug Gaper**
Performance Tool 1220
- Spark Plug Hole Thread Chaser**
Performance Tool 1220

| | | | |
|---|--------------------|--|--|
| Spark Plug Ratchet Wrench | | | |
| Motion Pro..... | 1220 | | |
| Spark Plug Thickness Gauge | | | |
| Performance Tool | 1220 | | |
| Spark Plug Wire Tester | | | |
| Performance Tool | 1221 | | |
| Spark Plug Wrench | | | |
| EMGO | 743 | | |
| Spark Plug Wrenches | | | |
| EMGO | 1220 | | |
| Spark Plugs | | | |
| Champion..... | 741 | | |
| NGK | 735-740 | | |
| Speedometer Cables | | | |
| Motion Pro..... | 219-238 | | |
| SPI | | | |
| 12V Power Extension | 1224 | | |
| 12V Power Outlets W/ Relay | 1224 | | |
| Carburetor Repair Kit | 663 | | |
| Cigarette Lighter | | | |
| Power Port (RCA)..... | 1224 | | |
| Cigarette Lighter | | | |
| Power Port (USB)..... | 1224 | | |
| Flywheel Puller..... | 1218 | | |
| Jet Holder W/ Wrench | 665 | | |
| Jet Wrench For Slot Type | | | |
| Mikuni Jets | 665 | | |
| Measuring Container..... | 679 | | |
| RCA Jack Dual Splitter..... | 1224 | | |
| Seat Cover Material | 134 | | |
| Tie Downs | 53 | | |
| Universal Air Filters..... | 621 | | |
| Universal Dc Connector | 1224 | | |
| Spider | | | |
| Handlebar Grips..... | 143 | | |
| Spinner Counter Display | | | |
| StreetFX | 1243 | | |
| Spinner Floor Display | | | |
| StreetFX | 1243 | | |
| Spinner T-Handle, Bit Driver | | | |
| Motion Pro..... | 1201 | | |
| Spoke Cleaner | | | |
| Polisport | 19 | | |
| Spoke Sets | | | |
| Psychic..... | 1116 | | |
| Spoke Wrench | | | |
| Motion Pro..... | 1122 | | |
| Spoke Wrench 6 In 1 | | | |
| TMV | 1125 | | |
| Spoke Wrenches | | | |
| Motion Pro..... | 1147-1157 | | |
| Spring Assortments | | | |
| Performance Tool | 1228 | | |
| Spring Hooks | | | |
| Motion Pro..... | 1216 | | |
| Sprockets | | | |
| Max-Torque | 1237 | | |
| SS Sprocket Clutches | | | |
| Max-Torque | 1237 | | |
| Sta Dri | | | |
| Fuel Dryer (Water Sock) | 1198 | | |
| Sta-Dri | | | |
| Fuel Dryer | 679 | | |
| Water Sock | 679 | | |
| Stainless Steel Brake Lines | | | |
| Streamline..... | 998 | | |
| Stainless Steel Oil Filters | | | |
| Wild Boar | 625 | | |
| Stainless Steel Safety Wire | | | |
| TMV | 1125 | | |
| Standard Steel Tire Irons | | | |
| Motion Pro..... | 1128 | | |
| Standard Tubes | | | |
| Kenda..... | 1105 | | |
| Starcross Mh3 | | | |
| Michelin..... | 1107 | | |
| Starcross Ms3 | | | |
| Michelin..... | 1107 | | |
| Starcross Sand 4 | | | |
| Michelin..... | 1107 | | |
| Starter Motors | | | |
| Arrowhead Electrical | 729-734 | | |
| Ricks Electrics..... | 719-721 | | |
| Starter Relay | | | |
| Arrowhead Electrical | 729-734 | | |
| Starter Repair Kit | | | |
| Arrowhead Electrical | 729-734 | | |
| Starter Solenoid | | | |
| Arrowhead Electrical | 729-734 | | |
| Stators | | | |
| Procom..... | 724-728 | | |
| Steel Clutch Plate | | | |
| Vesrah | 761-765 | | |
| Steel Clutch Plates | | | |
| ProX | 774-775 | | |
| Steel Exhaust (Camshaft & Valve Train) | | | |
| Wiseco | 485-487 | | |
| Steel Handlebars | | | |
| EMGO | 139 | | |
| Steel Intake (Camshaft & Valve Train) | | | |
| Wiseco | 485-487 | | |
| Steel Intake Center (Camshaft & Valve Train) | | | |
| Wiseco | 485-487 | | |
| Steering Head Bearing Race Driver | | | |
| Motion Pro..... | 1217 | | |
| Steering Stem Bearing Kits | | | |
| All Balls | 1083-1089, 895-902 | | |
| Bearing Connection | 1040 | | |
| Pivot Works | 1090-1091 | | |
| Steering Stem Bearing Tool | | | |
| Motion Pro..... | 1217 | | |
| Step Less Clamp Fuel Line Fittings Kit | | | |
| Motion Pro..... | 670 | | |
| Sticker Kits | | | |
| Factory Effex | 116-119 | | |
| Stickers | | | |
| Factory Effex | 129-132 | | |
| Stock Replacement Seat Covers | | | |
| Ceet | 136 | | |
| Strap Hanger | | | |
| Erickson | 51 | | |
| Streamline | | | |
| Stainless Steel Brake Lines | 998 | | |
| StreetFX | | | |
| ATV Light Display Board | 1243 | | |
| Flex Pro Kit Display Board | 1243 | | |
| Motorcycle Light Display Board.... | 1243 | | |
| Pop Valve Cap Display Board | 1243 | | |
| Spinner Counter Display | 1243 | | |
| Spinner Floor Display..... | 1243 | | |
| Utilitarian Display Board..... | 1243 | | |
| Whip-Light Display Board..... | 1243 | | |



- Suction Gun**
Performance Tool 1191
- Sudco**
Mikuni Tuning Manual 664
- Super Light Chain Tool**
Motion Pro 807, 1126
- Super Tuff Tubes**
Kenda 1104
- Super-Duty Booster Cables**
Juice 1222
- Suspension Tools**
Motion Pro 1175-1186
- Suzuki Engine Tools**
Motion Pro 1145
- Suzuki Pedal Anchor Kit**
Motion Pro 194
- Suzuki Spark Plug Socket Tool**
Motion Pro 1145
- Suzuki Valve Stem Seal Install Tool**
Motion Pro 1145
- Suzuki Valve Tappet Tool**
Motion Pro 1145
- Swing Arm Bearing & Seal Kit**
All Balls 1016-1033
Bearing Connection 1041
Pivot Works 1042-1045
- Swing Arm Bearing Kit**
ProX 1034-1038
- Swing Arm Protector**
Polisport 80
- Swivel Inspection Mirror**
Performance Tool 1234
- Swivel Seat Bar Stool**
Performance Tool 1232
- Syncpro Carburetor Tuner**
Motion Pro 1226
- Syncpro Manometer Fluid Refill**
..... 1226
- T3 Cables**
Motion Pro 216-218
- Tach Meters**
Hardline 1223
- Tachometer Cables**
Motion Pro 219-238
- Talon Hub Bearing Kit**
Pivot Works 917
- Tap & Die Sets**
Performance Tool 1213
- Tape Measurer**
Performance Tool 1214
- Tapered Extractor Set**
Performance Tool 1213
- Tappet Feeler Gauges**
Motion Pro 1218
- T-Handle Bracket/Wall Mounts**
Motion Pro 1202
- T-Handle Wrenches**
Motion Pro 1201-1202
- Thottle Cables**
Motion Pro 219-238
- Threebond**
Grip Lock 142
- Throttle Cables**
All Balls 241-246
ProX 247-252
- Throttle Kits Rev2**
Motion Pro 203-206
- Throttle Sleeves**
Motion Pro 196-202
- Throttle Valves**
Mikuni 659
- Thunder Products**
TPI Valves 650
- Tie Downs**
Ancra 45-46
Buyers 53
Erickson 47-52
Highland 55-59
Performance Tool 54
SPI 53
- Tire Balancer And Sealant**
Ride-On 1118
- Tire Bead Tool**
TMV 1125
- Tire Gauge**
EMGO 1117
EMGO 1187-1189
- Tire Inflator Kit**
Bronco 1117, 1187
- Tire Inflator W/Led**
Performance Tool 1189
- Tire Iron Sets**
Motion Pro 1120
- Tire Lever 400Mm**
TMV 1125
- Tire Lever Spoons**
Motion Pro 1170-1174
- Tire Pressure Gauge Gray**
TMV 1125
- Tire Repair & Maintenance Kit**
Performance Tool 1188
- Tire Repair Kit**
Bronco 1117, 1187
- Tire Valve Stem Inserter**
..... 1129
- Titanium Intake (Camshaft & Valve Train)**
Wiseco 485-487
- Titanium Wrenches**
Motion Pro 1203
- TMV**
Chain Breaker Heavy Duty 1125
Safety Wire Pliers 1125
Spoke Wrench 6 In 1 1125
Stainless Steel Safety Wire 1125
Tire Bead Tool 1125
Tire Lever 400Mm 1125
Tire Pressure Gauge Gray 1125
T-Wrench Set 1125
- Tom-Tom Holders**
Ram Mounts 24
- Tool Pack Hardware Card Kit**
Motion Pro 1229
- Top End Bearings**
Wiseco 393-440
- Top End Gasket Kit**
Namura 270-287
ProX 291-386
- Top End Gasket Kits**
Cometic 578-587
Wiseco 393-440
- Top End Gasket Sets**
Versah 570-577
Winderosa 555-562
- Top End Gasket Sets W/ .012 Bg**
Winderosa 555-562
- Top End Repair Kits**
Namura 270-287
- Top Needle Bearing**
Namura 270-287
- Tow Strap**
Erickson 51
- Toys**
New-Ray 32-40
- TPI Valves**
Thunder Products 650
- Trail Bead Buddy**
Motion Pro 1127
- Trail Competition**
Michelin 1109
- Trail Light**
Michelin 1109
- Transmission Bearing Kits**
Hot Rods 549
- Travelcade**
Seat Cover Material 134
Seat Covers 134
- Tread Doctor**
Hardline 1119
- Triangle Motorcycle Stand**
Woody'S 19

U

V

| | |
|--|---------|
| Tri-Fold Aluminum Loading Ramps | |
| | 11-12 |
| Tri-Fold Sport Utility Ramps | |
| Highland Ramparts | 12 |
| Tripod Dirt Bike Kickstand | |
| Polisport | 18 |
| Truing & Balance Stand | |
| Motion Pro | 1128 |
| T-Stem Spanner | |
| Motion Pro | 1175 |
| Tube Style Battery Tester | |
| Performance Tool | 1221 |
| Tubes | |
| Vee Rubber | 1115 |
| Tubing And Hose | |
| Helix | 669-671 |
| Tuff Tubes | |
| Kenda | 1105 |
| Tunable Intake System | |
| Vforce | 650 |
| Tune Up Kits, Points & Condensers | |
| K&L | 722-723 |
| Turbo Throttle Cables | |
| Motion Pro | 215 |
| Twin Air | |
| Air Box Covers | 631-642 |
| Air Filters | 631-642 |
| Backfire/Repl. Filter | 631-642 |
| Dust Cover | 631-642 |
| Oil Filter | 631-642 |
| Power Flow Kit | 631-642 |
| Pre-Oiled Air Filter | 631-642 |
| Twist Throttle Kits | |
| Motion Pro | 207 |
| Two Brothers Racing | |
| Exhaust Canisters | 265-267 |
| Exhaust Replacement Parts | 267 |
| M-6 Mini Exhaust | 266 |
| M-7 Exhaust | 266 |
| Two Brother'S Racing | |
| Fuel Controller | 711 |
| T-Wrench Set | |
| TMV | 1125 |

| | |
|---|-----------|
| UNI | |
| Air Box Filtered Air Vents | 626 |
| Air Filters | 626-630 |
| Air Filter Wraps | 630 |
| Foam Air Filter Oil/Cleaner | 626 |
| Universal Dirt Filter | 626 |
| Universal Air Filters | |
| SPI | 621 |
| Universal Bar End Mirrors | |
| | 31 |
| Universal Bar Riser | |
| Powermadd | 138 |
| Universal Cell Phone Holder | |
| Ram Mounts | 23 |
| Universal Cradle Cell Phone Holder | |
| Ram Mounts | 23 |
| Universal Dc Connector | |
| SPI | 1224 |
| Universal Dirt Filter | |
| UNI | 626 |
| Universal Fit Mirrors | |
| EMGO | 25-31 |
| Rear Vu | 30 |
| Universal Fly Wheel Puller | |
| Snostuff | 1218 |
| Universal Front Wheel Stand | |
| K&L | 1124 |
| Universal Handlebars | |
| | 139 |
| Universal Heavy Duty Flywheel Puller | |
| | 1218 |
| Universal Mini Bike Throttle Cables | |
| | 1238 |
| Universal Swing Arm Stand | |
| K&L | 1124 |
| Universal Training Wheels | |
| Hardline | 1114 |
| Universal XC Pro Hand Guards | |
| | 160 |
| Universal X-Grip Cell Phone Holder | |
| Ram Mounts | 23 |
| Upper & Lower Shock Bearing Kits | |
| All Balls | 1016-1033 |
| Utilitarian Display Board | |
| StreetFX | 1243 |
| Utility Knife & Blades | |
| Performance Tool | 1235 |
| Valve Cap / Rim Lock Kit | |
| Factory Effex | 60 |
| Valve Cover Gasket | |
| Winderosa | 563-569 |
| Valve Guides | |
| Kibblewhite | 488 |
| Valve Seals | |
| ProX | 291-386 |

| | |
|---|---------|
| Valve Shims | |
| ProX | 291-386 |
| Valve Spring Kit | |
| Hot Cams | 511 |
| Valve Stem Seal Install Tool Set | |
| Motion Pro | 1128 |
| Valves | |
| ProX | 291-386 |
| Vee Rubber | |
| Rim Strips | 1110 |
| Tubes | 1115 |
| VRM-021 Trail | 1113 |
| VRM-022 Dual Sport | 1111 |
| VRM-140 Motocross | 1112 |
| VRM-163 Dual Sport | 1110 |
| VRM-193 Dual Sport | 1110 |
| VRM-206 Dual Sport | 1110 |
| VRM-211 Dual Sport | 1111 |
| VRM-229 Motocross | 1112 |
| VRM-300 Motocross | 1112 |
| VRM-308 Trail | 1113 |
| Vent & Valve | |
| Polisport | 19 |
| Versah | |
| Complete Gasket Sets | 570-577 |
| Connecting Rods | 545-546 |
| Exhaust Valves | 495-499 |
| Top End Gasket Sets | 570-577 |
| Vertex | |
| Circlips/Wristpin Clips | 442-471 |
| Piston Kits | 442-471 |
| Ring Sets | 442-471 |
| Vesrah | |
| Brake Pads | 928-957 |
| Brake Shoes | 928-957 |
| Clutch Spring | 765-773 |
| Friction Clutch Plates | 754-761 |
| Intake Valves | 495-499 |
| Steel Clutch Plate | 761-765 |

W

| | | | |
|---------------------------------------|------------------|--|--|
| Vforce | | | |
| Power Reeds..... | 649 | | |
| Tunable Intake System..... | 650 | | |
| Visu Filter | | | |
| In-Line Fuel Filters | 666 | | |
| Voltage Regulator | | | |
| Arrowhead Electrical..... | 729-734 | | |
| Vortex Throttle Cables | | | |
| Motion Pro..... | 215 | | |
| VP Racing | | | |
| Motorsports Containers | 1199-1200 | | |
| VP Racing | | | |
| Replacement Parts | 1200 | | |
| VP Racing Replacement Parts | | | |
| VP Racing | 1200 | | |
| VRM-021 Trail | | | |
| Vee Rubber..... | 1113 | | |
| VRM-022 Dual Sport | | | |
| Vee Rubber | 1111 | | |
| VRM-140 Motocross | | | |
| Vee Rubber | 1112 | | |
| VRM-163 Dual Sport | | | |
| Vee Rubber | 1110 | | |
| VRM-193 Dual Sport | | | |
| Vee Rubber | 1110 | | |
| VRM-206 Dual Sport | | | |
| Vee Rubber | 1110 | | |
| VRM-211 Dual Sport | | | |
| Vee Rubber | 1111 | | |
| VRM-229 Motocross | | | |
| Vee Rubber | 1112 | | |
| VRM-300 Motocross | | | |
| Vee Rubber | 1112 | | |
| VRM-308 Trail | | | |
| Vee Rubber | 1113 | | |
| Wall Clock | | | |
| NGK | 1241 | | |
| Wall Mounted Grease Gun Holder | | | |
| Performance Tool | 1191 | | |
| Washer Assortments | | | |
| Performance Tool | 1228 | | |
| Washougal LI | | | |
| Kenda..... | 1100 | | |
| Water Pump Rebuild Kit | | | |
| Winderosa..... | 555-562 | | |
| Water Pump Repair Kits | | | |
| Hot Rods | 592 | | |
| Psychic..... | 590-591 | | |
| Water Pump Seal | | | |
| Winderosa..... | 555-562 | | |
| Water Sock | | | |
| Sta-Dri..... | 679 | | |
| Watertight Wheel Collar Kits | | | |
| Pivot Works | 918-921 | | |
| Wheel Bearing Kits | | | |
| Pivot Works | | | |
| Wheel Bearing Remover | | | |
| 8 Piece Metric Set | | | |
| Motion Pro..... | 1129 | | |
| Wheel Bearing Retainer Tool | | | |
| Motion Pro..... | 1175 | | |
| Wheel Bearing Upgrade Kits | | | |
| All Balls | 892-894 | | |
| Wheel Chock | | | |
| Erickson | 1117 | | |
| Wheel Chocks | | | |
| American Mfg..... | 1117 | | |
| Wheel Spacers Front & Rear | | | |
| All Balls | 868-891 | | |
| Wheel Weights | | | |
| Motion Pro..... | 1121 | | |
| Whip-Light Display Board | | | |
| StreetFX..... | 1243 | | |
| White Lithium Grease | | | |
| Performance Tool | 1192 | | |
| Wild Boar | | | |
| Brake Pads..... | 960-973 | | |
| Brake Shoes..... | 960-973 | | |
| Stainless Steel Oil Filters | 625 | | |
| Winderosa | | | |
| Clutch | | | |
| Cover Gaskets | 563-569, 779-781 | | |
| Complete Gasket Set | | | |
| w/ Oil Seals | 555-562 | | |
| Complete Gasket Sets | 555-562 | | |
| Ignition | | | |
| Cover Gaskets | 563-569, 779-781 | | |
| Mikuni Butterfly Repair Kit..... | 663 | | |
| Oil Seal Sets | 555-562 | | |
| Side Cover Gasket | 563-569 | | |
| Top End Gasket Sets | 555-562 | | |
| Top End Gasket Sets | | | |
| w/ .012 Bg | 555-562 | | |
| Valve Cover Gasket..... | 563-569 | | |
| Water Pump Rebuild Kit..... | 555-562 | | |
| Water Pump Seal | 555-562 | | |
| Wing Nut Assortments | | | |
| Performance Tool | 1228 | | |
| Wire Brushes | | | |
| Performance Tool | 1215 | | |
| Wire Crimping Tools | | | |
| Performance Tool | 1213 | | |
| Wire Stop | | | |
| | 1238 | | |
| Wire Terminal Assortments | | | |
| Performance Tool | 1228 | | |

Wiseco

| | |
|-------------------------------|---------|
| Bottom End Gasket Kit..... | 521-534 |
| Cam Chains | 485-487 |
| Camshafts Exhaust..... | 485-487 |
| Camshafts Intake..... | 485-487 |
| Chromed & Unchromed | |
| Wrist Pins..... | 393-440 |
| Circlips/Wristpin Clips | 393-440 |
| Clutch Baskets..... | 782-784 |
| Clutch Components | 782-784 |
| Clutch Cover Gasket..... | 782-784 |
| Clutch Hubs | 782-784 |
| Complete Bottom End | |
| Rebuild Kit..... | 521-534 |
| Connecting Rods | 521-534 |
| Crankshafts..... | 521-534 |
| Fuel Controller | 711 |
| Main Bearing Kit..... | 521-534 |
| Main Seal Kit..... | 521-534 |
| Piston Kits..... | 393-440 |
| Pistons | 393-440 |
| Pressure Plates..... | 782-784 |
| Ring Sets | 393-440 |
| Steel Exhaust | |
| (Camshaft & Valve Train)..... | 485-487 |
| Steel Intake | |
| (Camshaft & Valve Train)..... | 485-487 |
| Steel Intake Center | |
| (Camshaft & Valve Train)..... | 485-487 |
| Titanium Intake | |
| (Camshaft & Valve Train)..... | 485-487 |
| Top End Bearings..... | 393-440 |
| Top End Gasket Kits..... | 393-440 |
| Wiseco Hour/Tach | |
| Meter Bracket..... | 1223 |

Wiseco Hour/Tach Meter Bracket

| | |
|--------------|------|
| Wiseco | 1223 |
|--------------|------|

Woody's

| | |
|--------------------------------|----|
| Triangle Motorcycle Stand..... | 19 |
|--------------------------------|----|

Wrench Rabbit

| | |
|-----------------------|-----|
| Bottom End Kits | 476 |
|-----------------------|-----|

Wrist Mirror

| | |
|-------|----|
| | 31 |
|-------|----|



Yamaha Engine Tools

| | |
|-----------------|------|
| Motion Pro..... | 1146 |
|-----------------|------|

Yamaha Fuel Pump Repair Kit

| | |
|-------|-----|
| | 662 |
|-------|-----|

Yamaha Spark Plug Sockets

| | |
|-----------------|------|
| Motion Pro..... | 1146 |
|-----------------|------|

Yamaha Valve Stem Seal Install Tool

| | |
|-----------------|------|
| Motion Pro..... | 1146 |
|-----------------|------|

Yamaha Valve Tappet Tool

| | |
|-----------------|------|
| Motion Pro..... | 1146 |
|-----------------|------|

Y & T Connectors

| | |
|-----------------|-----|
| Motion Pro..... | 668 |
|-----------------|-----|

Yuasa

| | |
|-------------------------------|---------|
| Batteries..... | 682-685 |
| Battery Application Book..... | 1242 |
| Battery Banner..... | 1242 |
| Battery Chargers..... | 701 |
| Battery Jumper Cables | 1222 |
| Battery Tester | 701 |
| Counter Mat | 1242 |
| Jumper Cables..... | 701 |
| Yuasa Battery Rack..... | 1242 |

Yuasa Battery Application

| | |
|-------|---------|
| | 699-700 |
|-------|---------|

Yuasa Battery Rack

| | |
|-------------|------|
| Yuasa | 1242 |
|-------------|------|



Zip Ties

| | |
|------------------------|------|
| Performance Tool | 1236 |
|------------------------|------|