

# 2016 OFFROAD

PARTS AND ACCESSORIES



**AUTOMATIC  
DISTRIBUTORS**

[WWW.AUTODIST.COM](http://WWW.AUTODIST.COM)

207.942.6769 • 800.341.1658



**ACCESSORIES**

**9-60**

**BODY**

**61-136**

**HANDLEBAR & GRIPS**

**137-160**

**CABLES & LEVERS**

**161-252**

**EXHAUST**

**253-268**

**ENGINE**

**269-592**

**FUEL & INTAKE**

**593-680**

**ELECTRICAL**

**681-752**

**CLUTCH**

**753-788**

**DRIVE**

**789-866**

**BEARINGS**

**867-926**

**BRAKES**

**927-1000**

**STEERING & SUSPENSION**

**1001-1098**

**TIRES**

**1099-1122**

**TOOLS & SHOP**

**1123-1238**

**NEW FOR 2016!**

# ACCESSORIES



**Bar Clamp Kits**

page 60

**Valve Caps & Rim Lock Kit**

page 60



**Gas Vent Hose Cap**

page 60

# BODY



**Metal Mulisha Airbox Graphic Kit**

page 116



# NEW FOR 2016!

## BODY CONTINUED

**Rockstar Graphics Kit**

page 117



KTM



HUSQVARNA



YAMAHA

**RS1 Seat Cover**

page 121



**Bulge Bar Pads**

page 124



**All Grip Seat Covers**

page 120



**YAMAHA < HONDA SUZUKI  
TRIM KITS**

page 122-123





## GRIP DONUTS

page 124

## CONVENTIONAL BAR PAD

page 124



## All Grip Material Sheets

page 121



## STICKERS & DECALS

page 128-129



# NEW FOR 2016!

## ELECTRICAL AND IGNITION



NOCO   
**genius**  
wicked smart chargers™

**GENIUS BOOST  
JUMP STARTERS**

page 708



## CLUTCH



**PROX  
CLUTCH COMPONENTS**

page 774-778



## DRIVE

**Polisport**

**POLISPORT  
CHAIN GUIDE**

page 852-859

**POLISPORT  
CHAIN SLIDER**

page 860-864





## PROX THROTTLE & CLUTCH CABLES

page 247-252

## CABLES AND LEVERS

### FUEL STAR PETCOCKS

page 664



## FUEL AND INTAKE



### FACTORY FX FUEL ADJUSTMENT SCREW

page 664



### UNI UNIVERSAL AIR FILTERS

page 626-630




### PROX AIR AND OIL FILTERS

page 604-611







# ACCESSORIES

accessories

body

handlebar & grips

cables & levers

exhaust

engine

fuel & intake

electrical & ignition

clutch

drive

bearings

brakes

steering & suspension

tires

tools & shop

# ALUMINUM RAMP

- Welded aluminum construction
- Lightweight with rubber-coated tips
- Heavy duty security straps included
- Rust and corrosion resistant

## 6' ALUMINUM BI-FOLDING RAMP

- Welded aluminum construction
- Lightweight with rubber-coated tips
- 1200 lb. distributed weight capacity
- Heavy duty security straps included
- Rust and corrosion resistant
- 48" wide x 72" long



PART #	MFG #	SIZE		
532000	AR16	6' x 48"	149.95	G

## 6' ALUMINUM BI-FOLDING RAMP

- Welded aluminum construction
- Lightweight with rubber-coated tips
- 1200 lb. distributed weight capacity
- Heavy duty security straps included
- Rust and corrosion resistant
- 48" wide x 72" long



PART #	MFG #	SIZE		
24-001	R001XW	6' x 48"	162.95	G

## 7' ALUMINUM ARCHED RAMP

- Welded aluminum construction
- Lightweight with rubber-coated tips
- 1000 lb. distributed weight capacity
- Heavy duty security straps included
- Rust and corrosion resistant
- Each ramp is 12" wide x 88" long



PART #	MFG #	SIZE		
24-004	R004M	12' x 88"	179.95	G

# ALUMINUM RAMP

- Welded aluminum construction
- Lightweight with rubber-coated tips
- Heavy duty security straps included
- Rust and corrosion resistant

accessories

- body
- handlebar & grips
- cables & levers
- exhaust
- engine
- fuel & intake
- electrical & ignition
- clutch
- drive
- bearings
- brakes
- steering & suspension
- tires
- tools & shop

## 6' ALUMINUM TRI-FOLD ARCHED RAMP

- Welded aluminum construction
- Lightweight with rubber-coated tips
- 1200 lb. distributed weight capacity
- Heavy duty security straps included
- Rust and corrosion resistant
- 48" wide x 72" long



PART #	MFG #	SIZE
532001	AR04T	6' x 48" 169.95 G

## 7' ALUMINUM TRI-FOLD RAMP

- Welded aluminum construction
- Lightweight with rubber-coated tips
- 1200 lb. distributed weight capacity
- Heavy duty security straps included
- Rust and corrosion resistant
- 54" wide x 84" long



PART #	MFG #	SIZE
532002	AR16T-7	7' x 54" 214.95 G

## 6' ALUMINUM TRI-FOLD RAMP

- Welded aluminum construction
- Lightweight with rubber-coated tips
- 1200 lb. distributed weight capacity
- Heavy duty security straps included
- Rust and corrosion resistant
- 50" wide x 72" long



PART #	MFG #	SIZE
24-003	R003	6' x 50" 174.95 G

accessories

body

handlebar & grips

cables & levers

exhaust

engine

fuel & intake

electrical & ignition

clutch

drive

bearings

brakes

steering & suspension

tires

tools & shop



#1 MFG. OF ALUMINUM RAMPS IN THE USA

☆ **SPECIAL SHIPPING POLICY**

This product exceeds the standard UPS shipping size. A large package surcharge of \$45.00 will be added to your order.

PART #	SIZE	WEIGHT	CAPACITY		
LR444	44" x 72"	28#	1,500#	209.95	B
LR744 ☆	44" x 82"	30#	1,200#	264.95	B

**NOTE:** If you are loading a snowmobile with these ramps it is recommended that you lay something down where the skis ride. **THE RUNNERS DIG INTO THE ALUMINUM VERY EASILY.**

### BI-FOLD

- Lightweight & Rugged
- Never Rust
- 100% Aluminum



#1 MFG. OF ALUMINUM RAMPS IN THE USA

### TRI-FOLD

- Lightweight & Rugged
- Never Rust
- 100% Aluminum

PART #	SIZE	FOLDED	CAPACITY		
LR751	51" x 82"	17" W	1,000#	233.95	B



## TRI-FOLD SPORT UTILITY RAMPS

- UPS shippable
- Make loading equipment easy!
- Completely assembled - tri-fold and ready in seconds
- Heavy duty riveted rungs
- Durable and rust-resistant aluminum
- Dual safety chains with S-hooks are included
- For easier loading of snowmobiles and equipment with small tires
- Ramps are designed to accommodate plywood decking (not included)
- 3 year limited warranty




PART #	MFG #	SIZE	SIZE FOLDED	WEIGHT	CAPACITY	
FT077	1121500	55" W x 75" L	18" W	46-1/2#	1500#	359.50 E

**NOTE:** If you are loading a snowmobile with these ramps it is recommended that you lay something down where the skis ride. **THE RUNNERS DIG INTO THE ALUMINUM VERY EASILY.**



## HEAVY DUTY LIFTARM

- Unaffected by temperature
- Zinc electro-plated steel
- 16 gauge steel tubing
- Stronger, lifts more weight
- No seals to deteriorate
- Specially treated shot-peened high tensile spring mechanism lasts for years



PART #	MFG #		
CM68	PA-CNRMPG8	99.95	B



## MOTORCYCLE RAMP AND RAIL FOR SMALL TRAILERS

- Rail and ramp convert boat or utility trailer to cycle carrier
- Ramp hooks into rail slot for easy on-off connection
- Parts are pre-punched to mount on trailer cross members
- Ramp can be bolted beside rail for transport
- Width: 8-1/2" • Lip: 2"
- Made of 12 gauge galvanized steel
- Edges deburred for safety



PART #	DESCRIPTION	SIZE		
CS26110	Motorcycle Rail	76-1/2"	101.95	G
CS26150	Motorcycle Ramp	48"	76.95	G

## RAMP PLATE KIT

- Kit contains 2 heavy-duty steel top plates with mounting hardware
- Simply bolt ramp parts to the 2" x 8" planks (not included)
- Heavy-duty steel construction, black powder coated, & easy to assemble
- Includes nonslip protective pad
- Plates feature traction grips
- Sold as a pair



PART #	MFG #	SIZE		
BYRP8	RP8	2" x 8"	34.95	G

## RAMP PLATES

- Our aluminum loading ramp plate can quickly convert a 2" x 8" board into a quick and very inexpensive loading ramp to load your atv, motorcycle, lawn mower, etc. into your pickup or on a trailer
- Available in 2 sizes
- Sold each

PART #	MFG #	SIZE	WEIGHT	
EK7100	07100	3/16"	350#	14.90 G
EK7200	07200	1/4"	750#	25.45 G

**ERICKSON**



## 2-PACK BOXED RAMP KIT

- Kit includes: carriage bolts, nuts, and washers
- (2) 750 lb. ramp plates (1/4")

PART #	MFG #		
EK7400	07400	49.95	G

**ERICKSON**



## NON-SKID THE INSTANT, SELF ADHESIVE, ANTI-SLIP SAFETY SURFACE

- Quick and easy to apply
- Peel the backing off and stick down
- Can be applied to any clean, dry smooth surface
- Non-Skid is a heavy duty long lasting, anti-slip material that produces a durable surface, defiant to all weather conditions
- With careful attention to bonding, Non-Skid will endure temperature extremes of -40 degrees to 220 degrees
- Non-Skid is waterproof under normal use

**ISC Racer's Tape**

PART #	MFG #	SIZE		
IS210	RT8014	2" x 10'	12.99	G
IS410	RT8016	4" x 10'	24.99	G



accessories

body

handlebar & grips

cables & levers

exhaust

engine

fuel & intake

electrical & ignition

clutch

drive

bearings

brakes

steering & suspension

tires

tools & shop

# ACCESSORIES

accessories

body

handlebar & grips

cables & levers

exhaust

engine

fuel & intake

electrical & ignition

clutch

drive

bearings

brakes

steering & suspension

tires


tools & shop

## MAXX DRY XL

### FEATURES:

- Forced hot air technology
- Dries In one hour
- Automatic shut off timer
- No more than 100 degrees
- Kills bacteria
- Stops foot odor
- Dries 4 items at a time
- Including gloves and helmets
- UL listed

**MaxxDry XL 578000 69.95 G**



## MAXX DRY BD

### FEATURES:

- Absorbs 6 - 8 Ounces of Moisture
- 100% Rechargeable
- Wireless
- Non-Toxic
- Best in Small, Enclosed Areas
- Protects Objects From Mold, Mildew and Moisture Rot
- Uses Moisture Meter Crystals
- Once Moisture is Absorbed, It Does Not Leak or Spill
- Only Takes 4 Hours to Completely Renew the Unit

**MaxxDry BD 578009 34.95 G**

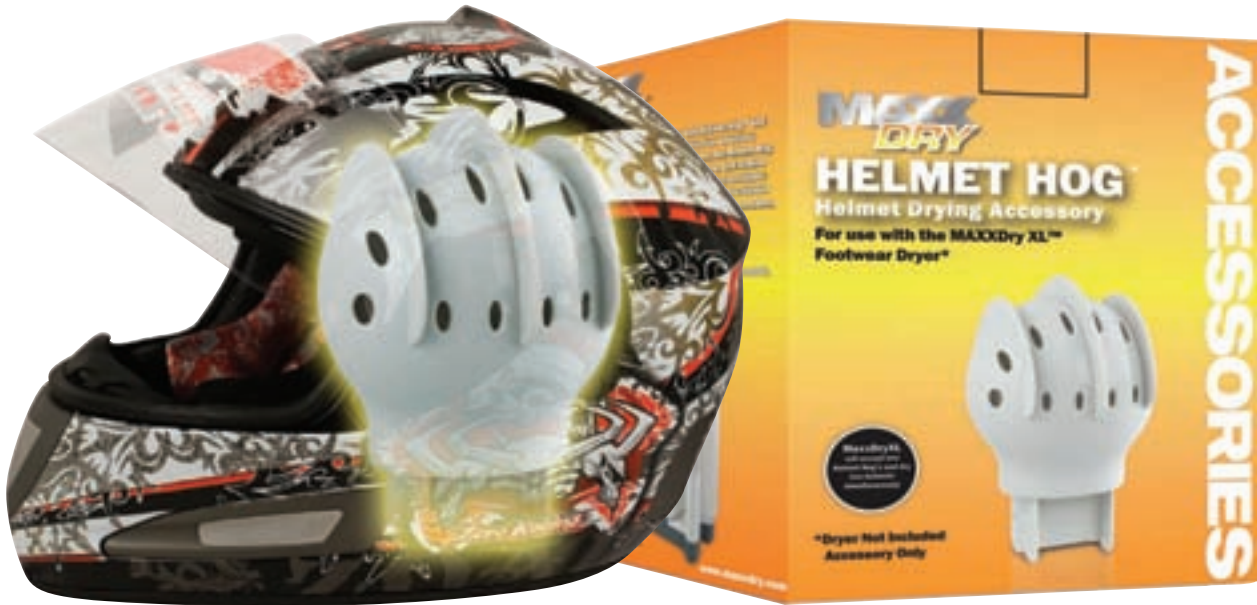


## MAXX DRY HELMET HOG Helmet Drying Accessory

**FEATURES:**

- For use with MaxxDry XL
- Dry the wet and sweat out
- Will not damage liner

**MaxxDry Helmet Hog 578001 12.95 G**



accessories

body
handlebar & grips
cables & levers
exhaust
engine
fuel & intake
electrical & ignition
clutch
drive
bearings
brakes
steering & suspension
tires
tools & shop

## MAXX DRY SD

**FEATURES:**

- Removes dampness and odor
- Thermal convection
- Warms in minutes
- Dries in hours
- Efficient, silent and tough
- UL listed
- 1 year warranty
- Extra mark up

**MaxxDry SD 578002 39.95 G**



# ACCESSORIES

accessories

## FEATURES:

- Portable - Plug into your car
- Plug in at home
- Warms in minutes
- Dries in hours
- Radiator technology
- UL listed

# MAXX DRY



**MaxxDry Circulator VT 578003 24.95 G**

## FEATURES:

- Anti-slip tread design
- Easy on and off
- Steel studs
- Binds securely to any footwear
- Will not fall off

# MAXX DRY



### MaxxDry Ice Stud

SIZE	PART #		
M	578004	24.95	G
L	578005	24.95	G
XL	578006	24.95	G

## FEATURES:

- Portable or bolt down
- Weatherproof
- Quickly cleans even the muddiest boots
- Keep mud and dirt outside

# MAXX DRY



**MaxxDry Mudd Stopper 578007 39.95 G**

## GREENHEAT™ 4400 MAH

HAND WARMER/CHARGER 2&1

The GreenHeat™ Hand Warmer/Charger 2 in 1 is an eco-friendly, rechargeable electronic solution to cold hands. Complete with convenient temperature selection and ability to charge your cell phone, there is no more need for disposable hand warmers littering the mountainside!

### Key Features:

- Temperature ON/OFF switch
- Two temperature settings: Low (107° F) & High (118° F)
- Charging time : 2.5 - 3.5 hours
- High capacity battery holds a charge for 4-5 hours of use
- Can be recharged more than 500 times
- Multifunctional design also works as portable mobile phone charger
- Will give approximately one full charge to most smart phones
- Thermal Conductive Aluminum Shell
- Cable & carrying case included



# MAXX DRY

COLOR	PART #		
BLACK	578014	39.95	B
SILVER	578015	39.95	B

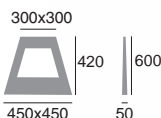


# BIKE STAND



**P**  
PATENT  
PENDING

*As compact as you wish.  
Stronger than you'd imagine.*



Polisport foldable bike stand keeps growing in popularity and for 2013 it has also grown in sturdiness and rigidity. By further reinforcing the plastic composite and by introducing more structural rigidity, Polisport has made this unique accessory one of the most reliable products in the market. Since Polisport's foldable bike stand was launched, it has been featured and reviewed by industry publications all over the world, it has been used by many professional teams and it was also the FIM Motocross World Championship Official Podium Bike Stand. A place it deserves for being a champion. The reasons for this success are quite clear. No other bike stand offers such a package of lightness, practicality and strength. Garages became roomier, vans and trailers grew to be larger and pits were made prettier.

**U** universal mounting  
**bi** material  
250 kg / 550 lbs maximum weight

## FEATURES:

- Patent pending
- Up to 552 pounds / 250kg
- Folding design
- Bi-material: polypropylene and rubber
- Main features: injection molded rubber
- High resistance structure
- No tools required
- Space saving
- Easy to carry
- Lightweight
- FIM Motocross World Championship Official Podium Bike Stand



COLOR	PART #		
Yellow RM 01	992744	104.45	L
Orange	992745	104.45	L
Blue	992746	104.45	L
Red CR 04	992747	104.45	L
Green 05	992748	104.45	L
Black/White	992749	104.45	L
Black/Black	992750	104.45	L



- accessories
- body
- handlebar & grips
- cables & levers
- exhaust
- engine
- fuel & intake
- electrical & ignition
- clutch
- drive
- bearings
- brakes
- steering & suspension
- tires
- tools & shop

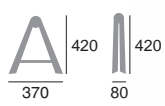
accessories

## TRIPOD

Multi-Fit Triangle Stands



**P**  
PATENT  
PENDING



Polisport's bike stand is a hit amongst riders and teams as well as privateers and casual riders who sometimes have to move or store the bike on their own, as it's not always easy to lift a bike. With this in mind, Polisport presents the Tripod which offers a strong and stable lateral support forming a three point hold up with the rear wheel. Being made from strong plastic components it is as robust as it is light. With colors to match each manufacturers brand livery, it promises to be a practical rider's best friend.

### FEATURES:

- Carry it in your backpack
- High resistant folding design
- Space saving
- Universal fitting
- Easy to carry
- Includes Tripod multifit triangle bolt/spacers for Ø12 and Ø18mm rear wheel inner diameter axles



COLOR	PART #		
Yellow RM 01	992738	42.45	L
Orange	992739	42.45	L
Blue	992740	42.45	L
Red CR 04	992741	42.45	L
Green 05	992742	42.45	L
Black	992743	42.45	L



ACCESSORIES



accessories

- body
- handlebar & grips
- cables & levers
- exhaust
- engine
- fuel & intake
- electrical & ignition
- clutch
- drive
- bearings
- brakes
- steering & suspension
- tires
- tools & shop

MUFFLER PLUGS



DESCRIPTION	PART #
2 Strokes	992735 7.45 ea L
4 Strokes	992736 8.45 ea L
4 Strokes - 6 Units / 2 Strokes - 4 Units	992737 60.45 pkg L

FORK SAVER



992734	20.45	L
--------	-------	---

VENT & VALVE



992733	13.45	L
--------	-------	---

ULTIMATE MUD REMOVER

Polisport is presenting another essential tool for the professional or amateur off-road rider. The Ultimate Mud Remover is an evolution of the solutions already available on the market. Small and easy to carry and store, this mud remover is highly resistant and yet very light. Besides having two different scrapping shapes, for curvaceous or flat surfaces, it includes spoke cleaner and also three sizes of hex wrenches.

FEATURES:

- Raised textured handle for positive grip
- Cleaning surfaces for spoke, flat surfaces and tight crevices
- Built in 8, 10 and 12 mm tool
- Holes to hang the mud remover on the Tool Storage Wall
- Curved edges won't graze the motorcycle
- Use it before power washing



992732	7.95	L
--------	------	---



TRIANGLE MOTORCYCLE STAND

The "W" shaped Triangle Stand design makes it stable on uneven ground. It is constructed from high-quality carbon steel and zinc plated for rust and corrosion protection. Weighs 1.8 lbs. Made in the USA.



TRI-STAND	16.95	D
-----------	-------	---

## The Fastest Way to Dry Your Bike



Great for cars too!



### AIR FORCE® BLASTER®


Metro's classic Air Force® Blaster® has taken the motorcycle industry by storm, quickly earning a reputation among professionals and bikers alike as the most powerful and efficient dryer available. With a body of steel and powerful 4.0 Peak Horsepower motor, the Blaster® produces 29,250 ft./min. of clean, dry, warm, filtered air and blasts water off of bikes in seconds cutting drying time by 80%! The Blaster® leaves no spots or oily residue and completely eliminates "after-streaking"™, those annoying streaks that appear out of nowhere when you start riding because of hidden water. With the Blaster®, water has no place to hide™! The Blaster® is also safer (great for older bikes and expensive customs) and more efficient than compressed air or leaf blowers.

- Cuts drying time by 80%
- Blows warm, dry, clean, filtered air
- Eliminates "afterstreaking"™
- Water has no place to hide™
- Better/safer than compressed air or leaf blowers
- Rugged all-steel construction
- Lightweight and portable
- Heavy duty neoprene blower nozzle plus 5 interchangeable attachments
- 10ft x 1.5" flexible commercial strength hose
- E/Z change foam filter
- 5-year motor warranty

962500 289.50 ea B

### SNAP ON VELCRO 4 WHEEL DOLLY

Optional Dolly for AIR FORCE® BLASTER®



962508 28.50 set of 4 L

### WALL/TABLE BRACKET

Optional for AIR FORCE® BLASTER®



962507 26.50 ea B

### FOAM FILTERS

For AIR FORCE® BLASTER® PACKAGE OF 3

962504 6.00 pkg L

### WALL/TABLE BRACKET WITH 10' EXTENSION HOSE KIT

Optional for AIR FORCE® BLASTER®

962506 64.50 ea H



## The Fastest Way to Dry Your Bike

**DROP SHIP**

962501 IS DROP SHIPPED FROM THE MANUFACTURER. PLEASE ALLOW ADDITIONAL TIME FOR DELIVERY

Great for cars too!

### Air Force® Master Blaster®

For those who want even more power and versatility, there's the Air Force® Master Blaster® with its two, twin-fan, 4.0 Peak HP motors (total of 8 Peak HP) capable of delivering up to 58,500 feet-per-minute of clean, dry, warm, filtered air! Each motor is controlled by a separate switch that allows you to select from three different airflow and temperature levels.



- Heavy duty neoprene blower nozzle plus 5 interchangeable attachments
- 10ft x 1.5" flexible commercial strength hose
- E/Z change foam filter
- 1-year warranty

962501 528.50 ea B



### Air Force® Blaster® SideKick™

For riders who want an affordable, high-quality, high-performance, American-made, super-compact portable, Metro is proud to introduce the all-new, all-steel Blaster® SideKick™! It features a powerful 1.3 HP motor that pumps out 18,000 feet-per-minute of warm (25-30° above ambient) filtered air that will thoroughly dry a full-size road bike in minutes. Yet, at a mere 9.5" high and weighing just a hair over 3 lbs., the SideKick™ is small enough and light enough to ride comfortably in a saddlebag. The SideKick™ is equally at home in the driveway or on the road and makes an economical pack-along to complement your home-based Blaster® or Master Blaster®!

- Heavy duty neoprene blower and air flare nozzles
- E/Z change foam filter
- 1-year warranty

962505 115.00 ea B

### MASTER BLASTER WALL MOUNTING BRACKET

Designed for  
AIR FORCE®  
MASTER BLASTER®



962503 26.50 ea B

### CARRY ALL

Nylon • Heavy duty • Lightweight  
• Foam Filled

962502 76.50 ea L



### FOAM FILTERS

For AIR FORCE® BLASTER SIDEKICK®  
PACKAGE OF 3

962509 5.00 pkg L

### FOAM FILTERS

For AIR FORCE® MASTER BLASTER®  
PACKAGE OF 3

962504 6.00 pkg L

accessories

body

handlebar & grips

cables & levers

exhaust

engine

fuel & intake

electrical & ignition

clutch

drive

bearings

brakes

steering & suspension

tires

tools & shop

accessories



RAM stands for Round-A-Mount. Most of the product line is based on a patented design revolving around a rubber ball and socket system. RAM products have quickly become an essential mounting component for a wide variety of applications requiring a robust mounting solution. Incorporating a non-slip feature as well as shock and vibration dampening, our mounting solutions are truly one of a kind and enhance every application they are used in. RAM products are available to support devices from less than a pound up to 185 pounds. Utilizing the finest assembly hardware, durable composites, steel, stainless steel, rubber, and aluminum, our mounting bases and complete kits are manufactured to perform above expectations and remain cost effective. Mounts for most any two or four wheel mode of transportation. Several versions of handlebar kits are available to accommodate the most popular makes and models. Most any portable electronic device can be quickly and securely mounted with RAM. Cell phones, radar detectors, GPS, and XM Radios are just some of the items we offer mounts for. Designed for rugged outdoor use, RAM is the ideal accessory for your electronics when you need a motorcycle, ATV or UTV mount.

body

handlebar & grips

cables & levers

exhaust

engine

fuel & intake

electrical & ignition

clutch

drive

bearings

brakes

steering & suspension

tires

tools & shop

## STEP 1 MOUNTING SYSTEMS



963000	17.12	H	RAM Rail Base w/ Ball and Zinc U-Bolt
963001	16.38	H	RAM Base W/ U-Bolt For 1/2" to 1" Diameter
963002	15.10	H	RAM MotorCycle Handlebar Base w/ 1" Ball
963003	14.79	H	RAM .87 X 2.25 w/11mm Hole and 1" Ball
963004	14.79	H	RAM Base w/ 9mm Hole and 1" Ball
963005	18.50	H	RAM Cycle Stem Base w/1" Ball
963006	26.50	H	RAM Reservoir Cover Center Ball
963007	27.45	H	RAM Reservoir Cover Side Ball
963008	11.02	H	RAM Base W/M10 X 1.25 Pitch and 1" Ball
963009	26.08	H	RAM Cycle Pivot Base w/Stud

963010	13.73	H	RAM MotorCycle Base w/Hole M8 Screw
963011	24.64	H	RAM MotorCycle Handlebar Base w/Two 1" Balls
963012	33.23	H	Chrome RAM W/ U-Bolt for 1/2" to 1" Diameter
963013	41.60	H	Chrome RAM Cycle Handlebar Base w/1" Ball
963016	23.69	H	RAM Base w/U-Bolt and UTV Strap Base
963017	22.52	H	RAM DBL U-Bolt Base w/1" Ball
963018	46.06	H	Chrome Cycle Handlebar Base w/Two 1" Balls
963019	9.38	H	RAM Ball W/ 3/8-16 Thread Post
963020	21.41	H	RAM V Base Ball & Straps For 1/2"-2" Diameter



## STEP 2 ARMS



963022	16.16	H	RAM Double Socket Arm For 1" Balls
963023	24.12	H	RAM DBL Socket Arm B Ball C Length
963024	57.29	H	Chrome RAM Double Socket Arm For 1" Ball



## STEP 3 CRADLE ADAPTERS



963025	9.59	H	RAM 2 7/16" X 1 5/16" Base W/ Ball
963026	9.54	H	RAM 2 1/2" DIA. Base W/ 1" Ball
963027	23.69	H	Chrome RAM 2 7/16" X 1 5/16" Base W Ball

## STEP 4 ACCESSORIES



## AQUA BOXES

963096	7.42	H	RAM Large Size Aqua Box Replacement Lens
963097	38.74	H	RAM Medium Size Aqua Box
963098	6.78	H	RAM Medium Size Aqua Box Replacement Lens
963099	33.18	H	RAM Small Size Aqua Box
963101	5.41	H	RAM Small Size Aqua Lens Replacement
963102	51.14	H	RAM Medium Square Size Aqua Box
963103	7.53	H	RAM Medium Square Size Aqua Lens Replace.



continued

UNIVERSAL  
HOLDERS



**RAM Universal X-Grip™  
Cell Phone Holder with 1" Ball**  
\* CRADLE ADAPTER NOT NEEDED.

963094\* 25.18 ea H



**RAM Small Universal  
Spring Loaded Clamping  
Cell Phone Holder**

963088 25.00 ea H



**RAM Universal Spring Loaded  
Cell Phone Cradle Holder**

963095 14.54 ea H



**RAM Universal X-Grip™ Cell Phone Holder**

963093 25.33 ea H



**RAM Mount Adjustable Rugged Universal  
Finger Grip Holder Cradle for Cell Phone  
and Smart Phone Mobile Devices**

963090 25.65 EA H  
PACKAGED

963091 21.25 EA H  
BULK PACK



**RAM Medium Size Universal Spring Loaded  
Clamping Holder with Rubber Clamps for  
Cell Phones, iPhones & iPods**

963092 15.32 ea H

accessories

body

handlebar & grips

cables & levers

exhaust

engine

fuel & intake

electrical & ignition

clutch

drive

bearings

brakes

steering & suspension

tires


tools & shop



continued



## STEP 4 ACCESSORIES continued



### CRADLES

963036	22.15	H	RAM Holder For Garmin GPS 12 Series
963037	11.92	H	RAM Holder Garmin IQUE
963038	8.11	H	UNPKD RAM Adapter For Garmin Bases
963039	11.55	H	RAM Holder Garmin 60 Series
963040	9.49	H	RAM Garmin 60 Series Holder
963041	15.85	H	RAM Holder Garmin 76C Series
963042	14.73	H	RAM Holder Garmin ETREX Color
963043	17.22	H	RAM Holder Garmin C320 C330 w/ Ball
963044	15.48	H	RAM Holder Garmin GPS II & III Series
963045	14.04	H	RAM Holder Garmin RINO 530 520
963046	15.26	H	RAM Holder Garmin NUVI
963047	13.14	H	RAM Holder Garmin NUVI
963048	9.49	H	RAM Holder Garmin I Series NUVI 200, 700
963049	7.74	H	RAM Holder Garmin I Series NUVI 200, 700
963050	12.93	H	RAM Holder Garmin NUVI 660
963051	12.93	H	RAM Holder Garmin NUVI 200 250
963052	11.55	H	RAM Holder Garmin NUVI 200W 250W
963053	13.94	H	RAM Holder Garmin NUVI 750 760 770 780
963054	13.04	H	RAM Holder Garmin Colorado Series
963055	14.63	H	RAM Holder Garmin NUVI 5000



Designed to fit:



963056	15.48	H	RAM Holder Garmin 45,48,89,90 & 92
963057	21.31	H	RAM Holder Garmin NUVI 880 850
963058	12.46	H	RAM Holder Garmin Oregon
963059	13.78	H	RAM Holder Garmin NUVI 500
963060	11.66	H	RAM Holder Garmin NUVI 1200
963061	12.30	H	RAM Holder Garmin NUVI 1300
963062	12.51	H	RAM Holder Garmin Dakota
963063	22.47	H	RAM Holder Garmin NUVI 1690
963064	12.83	H	RAM Holder Garmin 3700 Series
963065	13.89	H	RAM Holder Garmin E-Map
963066	11.98	H	RAM Holder Garmin GPSMAP 78
963067	11.02	H	RAM Holder Garmin NUVI 2200 Series
963068	15.21	H	RAM Holder Garmin E-TREX
963069	16.80	H	RAM Holder For Garmin GPS 76 Series
963070	12.35	H	RAM Holder For Garmin GPSMAP 176,
963071	21.31	H	RAM Cradle For Garmin Rino
963072	11.40	H	RAM Custom Holder Garmin 2610,

Designed to fit:



963073	15.53	H	RAM Holder Magellan 12, 310, 315, 320
963074	13.62	H	RAM Holder Magellan Triton 1500 2000
963075	16.80	H	RAM Holder Magellan 3200 3210 3220
963076	13.25	H	RAM Holder Magellan 4200 4210 4220
963077	14.36	H	RAM Holder Magellan Meridian Cradle
963078	22.79	H	RAM Holder Magellan Sportrak Cradle
963079	15.42	H	RAM Holder Magellan Explorist
963080	22.79	H	RAM Holder Magellan TRITON 300 400 500

Designed to fit:



963028	14.04	H	RAM Holder For Apple Touch 4th Gen
963029	12.40	H	RAM Holder For I-POD NANO
963030	10.97	H	RAM Holder For Apple iPhone
963031	12.08	H	RAM Holder For Apple IPOD Touch
963032	13.30	H	RAM Holder For Apple IPOD NANO 3RD
963033	14.42	H	RAM Holder For Apple iPhone 3G
963034	12.30	H	RAM Holder For Apple Touch 2ND Gen
963035	10.97	H	RAM Holder For Apple iPhone 4

Designed to fit:



963081	13.89	H	RAM Holder TOMTOM 510 710 910
963082	12.08	H	RAM Holder TOMTOM ONE V2 V3
963083	12.77	H	RAM Holder TOMTOM ONE XL
963084	15.95	H	RAM Holder TOMTOM 720 920
963085	13.62	H	RAM Holder TOMTOM 130
963086	15.05	H	RAM Holder TOMTOM 330 Series
963087	22.05	H	RAM Holder TOMTOM 740





# UNIVERSAL FIT MIRRORS

accessories

- body
- handlebar & grips
- cables & levers
- exhaust
- engine
- fuel & intake
- electrical & ignition
- clutch
- drive
- bearings
- brakes
- steering & suspension
- tires
- tools & shop

## 4" ROUND MIRROR

- Fits left or right.
- 4" mirror with 8" stem.
- Sold as Each



PART #			DESCRIPTION
202667	7.95	L	8mm Thread
202668	7.95	L	10mm Thread

## BAR-END MIRROR

- Fits left or right.
- 7/8" handlebar.
- Black or chrome.
- Sold as Each



PART #			DESCRIPTION
EM34000	17.95	L	Chrome
EM34010	15.95	H	Black

## 3" CHROME STAMPED STEEL MIRROR

- Stamped chrome back with 3" mirror provides timeless look
- Fully adjustable for left or right sides
- Clamp-style mirrors will clamp on 7/8" or 1" diameter handlebars with included hardware
- Sold as Each



PART #			DESCRIPTION
202383	12.95	L	4" stem with 3 size clamp
202384	12.95	L	6" stem with 3 size clamp
202385	12.95	L	Bolt thru stem for Harley®
202387	12.95	L	10mm screw on stem
202388	12.95	L	Yamaha stem/RH Only



## UNIVERSAL FIT MIRRORS

### TRUE VISION MIRROR

- Matte black finish.
- 5" stem
- 131mm x 81mm True Vision mirror.
- Sold in right / left pairs.
- One pair per slide pack.



PART #			DESCRIPTION
202934	13.95	L	10mm Thread
202936	13.95	L	Yamaha Stem

### TRUE VISION BAR END MIRROR

- Universal mounting bar end mirrors with true vision mirrors.
- Bar End mirror with new look "El Chico" smaller rectangular mirror.



PART #			DESCRIPTION
202575	17.95	L	Universal mounting bar end mirror

### MATTE BLACK TRUE VISION MIRROR

- 130mm x 85mm, True Vision mirror surface
- Matte Black finish.
- 10mm thread long or short stems.



	SHORT		LONG	
DESCRIPTION	PART#		PART#	
Universal 10mm/Pair	202822	15.95 L	202823	15.95 L
Left Side Only	202826	8.95 L	202827	8.95 L
Right Side Only	202830	8.95 L	202832	8.95 L



**UNIVERSAL FIT MIRRORS**

**ROADHAWK MIRROR**

- 3-1/4" x 5-1/4" mirror surface.
- 5" or 7" long stem
- 10mm thread mount.
- Sold in right / left pairs.
- One pair per slide pack.

PART #			DESCRIPTION
202412	17.95	L	5" Stem
202416	17.95	L	7" Stem

**LATE MODEL HONDA REPLICA MIRROR**

- Replicas for late model Hondas.
- Fits any make or model with 10mm threads.
- One per slide pack.

PART #			DESCRIPTION
202518	12.95	L	LH
202519	12.95	L	RH

**UNIVERSAL/HONDA**

- Thread into EM28120 handlebar clamp for a universal mirror
- Stock replacement for Honda XR250L

PART #			DESCRIPTION
EM30680	6.95	L	BLACK



accessories

- body
- handlebar & grips
- cables & levers
- exhaust
- engine
- fuel & intake
- electrical & ignition
- clutch
- drive
- bearings
- brakes
- steering & suspension
- tires
- tools & shop



## UNIVERSAL FIT MIRRORS

### SUZUKI STYLE MIRROR

- These are the same as Suzuki OEM mirrors for Euro Model GS125 and GSX250/400.
- They are excellent 10mm screw-in universal mirrors.
- Fits right or left.



PART #			DESCRIPTION
202803	23.95	L	7" Stem

### UNIVERSAL/SUZUKI

- Thread into EM28120 handlebar clamp for a universal mirror
- Stock replacement for Suzuki DR models



PART #			DESCRIPTION
EM78201	10.95	H	RH
EM78202	10.95	H	LH

### ENDURO

- Black universal mirror
- Threads into universal clamp or mirror bracket handlebar clamp for a universal mirror.
- Fits right or left side



PART #			DESCRIPTION
EM64580	9.95	H	Fits right or left side



# UNIVERSAL FIT MIRRORS

- accessories
- body
- handlebar & grips
- cables & levers
- exhaust
- engine
- fuel & intake
- electrical & ignition
- clutch
- drive
- bearings
- brakes
- steering & suspension
- tires
- tools & shop

## CLAMP-ON TINTED MIRROR

- Three clamp sizes in each box.
- Fits 3/4", 7/8" and 1" handlebars.
- One per slide pack.

PART #			DESCRIPTION
EM06804	10.95	L	4" Stem
EM06808	9.95	J	8" Stem
202382	10.95	L	10" Stem



## CLAMP-ON MIRROR

- Two styles oval and classic.
- Die-cast or stamped steel clamp on.
- One per slide pack

PART #			DESCRIPTION
202578	11.95	L	Metal (classic)
202583	14.95	L	Die-cast (classic)
202587	14.95	L	Metal (oval)



## TRUE VISION UNIVERSAL MOUNT ENDURO MIRROR SET

- Lightweight and easily mounts to most all clutch and master cylinder brackets that use 5mm bolts.
- May easily be modified to 6mm.
- Sold in pairs.

PART #			DESCRIPTION
202783	22.95	L	True vision universal mount



## UNIVERSAL 7/8" CLAMP-ON

- Fits left or right.
- Boxed each.

PART #			DESCRIPTION
202690	6.95	L	Universal 7/8" Clamp-on



accessories

body

handlebar & grips

cables & levers

exhaust

engine

fuel & intake

electrical & ignition

clutch

drive


bearings

brakes

steering & suspension

tires

tools & shop



## MIRROR ACCESSORIES

### REPLACEMENT STEMS

DESCRIPTION	LONG 7"			SHORT 5"		
Chrome/10mm	202606	1.95	L	202608	1.95	L
Chrome/YAM RH	202607	1.95	L	202609	1.95	L
Chrome/Harley®	202596	2.95	L	202597	1.95	L
Chrome/Use with clamp	202748	4.95	L	202747	4.95	L
Chrome/Handlebar clamp	202476	35.95	L	---		



### MIRROR ADAPTORS

DESCRIPTION	BLACK			CHROME		
8mm to 10mm adaptor	202477	2.95	L	202478	2.95	L
10mm to 8mm adaptor	202479	2.95	L	202480	2.95	L



### MIRROR BRACKETS

Universal to fit 7/8" handlebars

	BLACK			CHROME			CARBON		
10mm	EM28120	6.95	L	202482	8.95	L	202483	6.95	L
Yamaha RH	202484	6.95	L	202485	8.95	L	202486	6.95	L



### UNIVERSAL FIT MIRRORS



PART #			DESCRIPTION
121527	18.95	L	Bar-end Chrome
121530	9.95	L	Clamp-on Uni - CP/4"
121532	11.95	L	Clamp-on Uni - CP/10"

## UNIVERSAL BAR END MIRROR

- Adjustable
- Shock resistant construction
- Left or right reversible
- Black

**6212041 14.95 EA L**



## HAND MIRROR

Solid Black Only.

Lightweight, 2-1/2" x 3-1/3" convex acrylic safety lens. Adjustable black velcro strap to keep secure on back of your glove or sleeve so you can see behind you.

**M25 8.95 EA L**



## HANDLEBAR MIRROR WITH ADJUSTABLE LENS

- 3" round mirror • Adjustable velcro strap for quick and easy mounting.



**AM1000 13.95 EA L**

## WRIST MIRROR

- Very popular / low cost safety item.
- Lightweight and convenient.
- Adjustable straps keep this secure.
- Fits over your sleeve or glove.
- 3" round mirror.
- Black only.
- Sold each.



**224150 6.95 EA L**

accessories

body

handlebar  
& grips

cables &  
levers

exhaust

engine

fuel &  
intake

electrical  
& ignition

clutch

drive

bearings

brakes

steering &  
suspension

tires

tools &  
shop

accessories



Not suitable for children under 3 years old due to small size of components

## NEW-RAY DIE-CAST TOYS

INDIVIDUALLY DISPLAY BOXED



### 1:32 DIRT BIKE & ATV ASSORTMENT (24 PCS)



Contains:  
Dirt Bikes:  
(3) Yamaha YZ 125  
(3) Honda CRF 450R  
(3) Honda CR250R  
(3) Kawasaki KX 250  
(3) Suzuki RM125  
Four Wheelers:  
(3) Yamaha Banshee  
(2) Honda 400 EX  
(2) Yamaha Warrior  
(2) Yamaha Raptor 660

370072 99.95 G

### TWO TWO MOTORSPORTS HONDA TEAM GIFT SET (CHAD REED)



370107 62.95 G

### GEICO HONDA FACTORY CONNECTION TEAM GIFT SET (KEVIN WINDHAM)



370147 66.95 G

### 1:32 YOSHIMURA SUZUKI FACTORY TEAM GIFT SET (JAMES STEWART)



370118 62.95 G

### B/O MONSTER TRUCK (TRYME)



370145 6.95 G

### 1:24 PRO COMP SHORT COURSE OFF ROAD TRUCK



370100 32.95 G



- body
- handlebar & grips
- cables & levers
- exhaust
- engine
- fuel & intake
- electrical & ignition
- clutch
- drive
- bearings
- brakes
- steering & suspension
- tires
- tools & shop

## D/C MINI MONSTER TRUCK FRICTION

SOLD EACH



370144 3.95 G

## D/C MINI BIKES, PULL BACK

SOLD EACH



370142 2.95 G

## D/C MINI RODS, PULL BACK

SOLD EACH



370143 2.95 G

## 1:12 BMW R1200RT-P U.S. POLICE BIKE



370029 19.95 G

## 1:12 KTM 1290 SUPERDUKE R (2014)



**KTM**

370129 11.95 G

## 1:12 1934 INDIAN SPORT SCOUT



*Indian* 370078 13.95 G

## 1:32 INDIAN BIKE, 12 ASSORTED STYLES



370071 59.95 G



(A) 1906 CAMEL BACK SINGLE



(B) 1912 V-2 INDIAN



(C) 1929 SCOUT RACER



(D) 1933 INDIAN SCOUT



(E) 1939 INDIAN FOUR



(F) 1940 SCOUT BOARD TRACK RACER



(G) 1947 SPORT SCOUT BABBER



(H) 1947 CHIEF 47



(I) 1945 CHIEF



(J) 1937 JR. SCOUT



(K) 1908 INDIAN TWIN RACER



(L) 1914 INDIAN SINGLE BOARD-TRACK RACER

# ACCESSORIES

accessories

body

handlebar & grips

cables & levers

exhaust

engine

fuel & intake

electrical & ignition

clutch

drive

bearings

brakes

steering & suspension

tires

tools & shop

## 1:12 DUCATI GP11 STREET BIKE (VALENTINO ROSSI)



**DUCATI**

370037 23.95 G

## 1:12 DUCATI GP11 STREET BIKE (NICKY HAYDEN)



**DUCATI**

370038 19.95 G

## 1:12 DUCATI 1198 STREET BIKE



**DUCATI**

370028 11.95 G

## 1:12 DUCATI MULTISTRADA 200S PIKES PEAK



**DUCATI**

370127 11.95 G

## 1:32 DUCATI SERIES I, 12 ASSORTED STYLES

**DUCATI**

370069 99.95 G



(A) 750 IMOLA



(B) 750 SPORT



(C) 900 SS



(D) 900 M.H. REPLICA



(E) 851 SUPER BIKE



(F) 750 F1



(G) SILURO



(H) GS MARIANNA



(I) 250 BICILINDRICO



(J) 500 GP



(K) 450 SCRAMBLER



(L) 888 SBK FALAPPA

## 1:18 SPECIALTY VEHICLES DIE CAST ASSORTMENT - 6 STYLES

370158 39.95 G



(A) SUZUKI GSX 1300R



(B) SUZUKI RM-Z450



(C) YAMAHA YZF-R6



(D) HONDA CBR600RR



(E) KAWASAKI NINJA ZX-6RR



(F) YAMAHA YZ 450F

### 1:12 2006 HONDA CBR600R STREET BIKE



**HONDA**

370016 13.95 G

### 1:6 HONDA CBR 1000RR STREET BIKE



**HONDA**

370091 37.95 G

### 1:12 2011 REPSOL HONDA STREET BIKE (CASEY STONER)



**HONDA**

370040 19.95 G

### 1:12 2011 REPSOL HONDA STREET BIKE (DANI PEDROSA)



**HONDA**

370039 19.95 G



### 1:12 HONDA GOLD WING 2010 (RED) STREET BIKE

**HONDA**

370019 19.95 G

accessories

body

handlebar & grips

cables & levers

exhaust

engine

fuel & intake

electrical & ignition

clutch

drive

bearings

brakes

steering & suspension

tires

tools & shop

# ACCESSORIES

accessories

- body
- handlebar & grips
- cables & levers
- exhaust
- engine
- fuel & intake
- electrical & ignition
- clutch
- drive
- bearings
- brakes
- steering & suspension
- tires
- tools & shop

**1:6 HONDA CBR1000RR (REPSOL) STREET BIKE**



**HONDA** 370092 37.95 G

**1:12 HONDA CBR1000RR STREET BIKE**



**HONDA** 370131 9.95 G

**1:12 HONDA CBR1000RR BIKE LIGHT & SOUND**



**HONDA** 370140 11.95 G

**1:12 2006 KAWASAKI ZX-10R STREET BIKE**



**Kawasaki** 370025 13.95 G



**NewRay**

**1:12 2011 KAWASAKI ZX-14 STREET BIKE (GREEN)**



**Kawasaki** 370048 12.95 G

**1:12 KAWASAKI ZX-10R 2006 STREET BIKE**



**Kawasaki** 370134 9.95 G

**1:12 2008 SUZUKI GSX-R1000 STREET BIKE**



**SUZUKI** 370024 13.95 G

**1:12 2008 YAMAHA YZF-R1 STREET BIKE**



**YAMAHA** 370021 13.95 G

**1:12 2011 YAMAHA MOVISTAR STREET BIKE (BEN SPIES)**



**YAMAHA** 370042 19.95 G

**1:12 YAMAHA FACTORY 2013 (VALENTINO ROSSI)**



**YAMAHA** 370120 17.95 G

**1:12 YAMAHA YZF-R1 BIKE LIGHT & SOUND**



**YAMAHA** 370141 11.95 G

## 1:32 VESPA SERIES II, 12 ASSORTED STYLES



370121 118.95 G



(A) 1946 VESPA 98CC



(B) 1948 VESPA 125



(C) 1952 VESPA 125 6 GIORNI



(D) 1953 VESPA 125 U



(E) 1955 VESPA 150 GS



(F) 1960 VESPA 125



(G) 1965 VESPA 90 SS



(H) 1968 VESPA RALLY 180



(I) 1976 VESPA 125 ET3



(J) 1978 VESPA P200E



(K) 1985 VESPA T5 POLE POS.



(L) 1996 VESPA ET4 125

### 1:12 1978 VESPA P200E



370124 13.95 G

### 1:12 VESPA GTS 300 SUPER



370156 16.87 G

### 1:12 YAMAHA SRX700 (REMOTE CONTROLLED)



**YAMAHA**

NE88003 19.95 A

### 1:12 YAMAHA FX SNOWMOBILE



**YAMAHA**

370139 13.95 G

accessories

body

handlebar  
& grips

cables &  
levers

exhaust

engine

fuel &  
intake

electrical  
& ignition

clutch

drive

bearings

brakes

steering &  
suspension

tires

tools &  
shop

# ACCESSORIES

accessories

body

handlebar & grips

cables & levers

exhaust

engine

fuel & intake

electrical & ignition

clutch

drive

bearings

brakes

steering & suspension

tires

tools & shop

1:12 HONDA CR-250R  
DIRT BIKE



**HONDA** 370045 12.95 G

1:12 HONDA CRF 450R  
DIRT BIKE



**HONDA** 370046 12.95 G

1:6 HONDA CRF450R  
DIRT BIKE (2012)



**HONDA** 370088 35.95 G

1:12 HONDA CRF-450R  
(CHAD REED)



**HONDA** 370104 20.95 G

1:6 HONDA CRF-450R  
(CHAD REED)



**HONDA** 370105 38.95 G

1:12 GEICO HONDA  
CRF-450R  
(KEVIN WINDHAM)



**HONDA** 370108 20.95 G



**NewRay**

1:12 2012 KAWASAKI  
KX-450F DIRT BIKE



**Kawasaki** 370047 12.95 G

1:6 KAWASAKI KX450F  
DIRT BIKE (2012)



**Kawasaki** 370090 35.95 G

1:6 GEICO HONDA  
CRF-450R  
(KEVIN WINDHAM)



**HONDA** 370109 38.95 G

1:6 YAMAHA YZ450F  
DIRT BIKE



**YAMAHA** 370087 35.95 G

accessories
body
handlebar & grips
cables & levers
exhaust
engine
fuel & intake
electrical & ignition
clutch
drive
bearings
brakes
steering & suspension
tires
tools & shop

1:12 2011 KTM 350 SX-F DIRT BIKE



**KTM**

370044 14.95 G

1:10 RED BULL KTM 450SX-F 2014 (RYAN DUNGEY)



**KTM**

370112 27.95 G

1:10 KTM 450 SX-F (2014)



**KTM**

370128 17.95 G

1:6 KTM 450SX-F DIRT BIKE (2014)



**KTM**

370135 32.95 G



1:6 RED BULL KTM 450SX-F 2014 (RYAN DUNGEY)

**KTM**

370149 39.95 G

1:6 YOSHIMURA SUZUKI RM-Z450 2014 (JAMES STEWART)



**SUZUKI**

370116 38.95 G

1:12 SUZUKI RM-Z450 (2014)



**SUZUKI**

370133 9.95 G

1:12 YOSHIMURA SUZUKI RM-Z450 2014 (JAMES STEWART)



**SUZUKI**

370148 21.95 G

1:6 SUZUKI RM-Z450 (2014)



**SUZUKI**

370136 28.95 G

# ACCESSORIES

- accessories
- body
- handlebar & grips
- cables & levers
- exhaust
- engine
- fuel & intake
- electrical & ignition
- clutch
- drive
- bearings
- brakes
- steering & suspension
- tires
- tools & shop

1:12 2006 HONDA TRX 450R



**HONDA** NE42867 10.95 A

1:12 HONDA TRX 450R



**HONDA** 370052 12.95 G

1:12 KAWASAKI KFX-450R ATV



**Kawasaki** 370051 12.95 G

SUZUKI QUADRACER



**SUZUKI** 370033 13.95 G



**NewRay**

1:12 SUZUKI VINSON AUTO 500 4x4 CAMO



**SUZUKI** 370138 16.95 G



YAMAHA RAPTOR 660K  
ATV

**YAMAHA**

370097  
12.95 G

1:12 YAMAHA YFZ 450  
ATV (BLUE)

**YAMAHA**

370093  
12.95 G







## DIRT BIKE SERVICE MANUALS

MAKE/MODEL	YEAR	PART #		
<b>HONDA</b>				
C70	80-83	462310	36.95	L
C70M	All	462310	36.95	L
C90	66-69	462310	36.95	L
CB100	70-72	274043	36.95	L
CB125S	73-82	274043	36.95	L
CL100	70-72	274043	36.95	L
CL100S	71-73	274043	36.95	L
CL70	All	462310	36.95	L
CL90	All	462310	36.95	L
CL90L	All	462310	36.95	L
CR125M	74-78	274039	36.95	L
CR125R	79-80	274039	36.95	L
CR125R	89-91	462431	36.95	L
CR125R	81-88	462442	36.95	L
CR125R	92-97	462457	36.95	L
CR125R	98-02	462464	36.95	L
CR250M	74-76	274039	36.95	L
CR250R	78-80	274039	36.95	L
CR250R	88-91	462432	36.95	L
CR250R	97-01	462437	36.95	L
CR250R	92-96	462457	36.95	L
CR500R	88-01	462432	36.95	L
CR60R	83-84	462442	36.95	L
CR80R	89-95	462431	36.95	L
CR80R	96-02	462435	36.95	L
CR80R	81-88	462442	36.95	L
CR80RB EXPERT	96-02	462435	36.95	L
CRF100F	04-09	462222	36.95	L
CRF250F	02-05	462352	36.95	L
CRF250X	02-05	462352	36.95	L
CRF450R	02-05	462352	36.95	L
CRF450X	02-05	462352	36.95	L
CRF50F	04-09	462319	36.95	L
CRF70F	04-09	462319	36.95	L
CRF80F	04-09	462222	36.95	L
CT110	80-84, 86	462310	36.95	L
CT125	77	274043	36.95	L
CT70	69-82	462310	36.95	L
CT90	69-79	462310	36.95	L
MR175	74-77	274039	36.95	L
MR250	75-76	274039	36.95	L
MT125	73-76	274039	36.95	L
MT250	73-76	274039	36.95	L
S65	All	462310	36.95	L
S90	73-75	462310	36.95	L
SL100	69-73	274043	36.95	L
SL125	71-73	274043	36.95	L
SL70	71-72	462310	36.95	L
SL90	All	462310	36.95	L
ST90	73-75	462310	36.95	L
TL125	73-75	274043	36.95	L
TL125S	76	274043	36.95	L
TL250	75-76	274043	36.95	L
TLR0	86-87	462318	36.95	L
XL100	74-78	274043	36.95	L
XL100S	79-85	274227	36.95	L
XL125	74-78	274043	36.95	L
XL125S	79-82, 84-85	462318	36.95	L

MAKE/MODEL	YEAR	PART #		
<b>HONDA CONTINUED</b>				
XL175	73-78	274043	36.95	L
XL185S	79-83	462318	36.95	L
XL0R	83-84	462318	36.95	L
XL250	72-76	274043	36.95	L
XL250R	82-87	462328	36.95	L
XL250S	78-81	462328	36.95	L
XL350	74-78	274043	36.95	L
XL350R	84-85	462328	36.95	L
XL70	74-76	462310	36.95	L
XL75	77-79	274227	36.95	L
XL80S	80-85	274227	36.95	L
XR100	81-84	274227	36.95	L
XR100R	92-03	462222	36.95	L
XR100R	85-91	274227	36.95	L
XR185	79	462318	36.95	L
XR0	80-84	462318	36.95	L
XR0R	81-83	462318	36.95	L
XR0R	86-88, 90-03	462318	36.95	L
XR0R*	84-85	462328	36.95	L
XR250	79-80	462328	36.95	L
XR250L	91-96	462328	36.95	L
XR250R	81-82, 84-00	462328	36.95	L
XR350R	83-85	462328	36.95	L
XR50R	00-03	462319	36.95	L
XR600R	91-00	274063	36.95	L
XR650L	93-07	274063	36.95	L
XR650R	00-07	274064	36.95	L
XR70R	97-03	462319	36.95	L
XR75	75-78	274227	36.95	L
XR80	79-84	274227	36.95	L
XR80R	93-03	462222	36.95	L
XR80R	85-88, 90-91	274227	36.95	L
Z50A	69-78	462310	36.95	L
Z50R	79-89, 91-99	462310	36.95	L
<b>KAWASAKI</b>				
C2 SERIES	67-69	274067	36.95	L
D1	66	274067	36.95	L
F2	67	274067	36.95	L
F3	68-70	274067	36.95	L
F4	69-70	274067	36.95	L
F5	70-71	274067	36.95	L
F6	71-73	274067	36.95	L
F7	71-75	274067	36.95	L
F8	71-72	274067	36.95	L
F9	72-75	274067	36.95	L
G SERIES	69-75	274067	36.95	L
J1 SERIES	65-67	274067	36.95	L
KD100	76-79	274067	36.95	L
KD125	75-79	274067	36.95	L
KD175	76-79	274067	36.95	L
KD80	75-76, 80-87	274067	36.95	L
KDX0	83-88	462351	36.95	L
KE100	76-01	274067	36.95	L
KE125	67-85	274067	36.95	L
KE175	76-78, 80-82	274067	36.95	L
KH100	76-81	274067	36.95	L
KLR650	08-12	274222	36.95	L
KLR650	87-07	462474	36.95	L
KM100	76-75	274067	36.95	L
KS126	74-75	274067	36.95	L
KV100	76	274067	36.95	L

accessories

body

handlebar & grips

cables & levers

exhaust

engine

fuel & intake

electrical & ignition

clutch

drive

bearings

brakes

steering & suspension

tires

tools & shop

## CLYMER DIRT BIKE SERVICE MANUALS CONTINUED

- accessories
- body
- handlebar & grips
- cables & levers
- exhaust
- engine
- fuel & intake
- electrical & ignition
- clutch
- drive
- bearings
- brakes
- steering & suspension
- tires
- tools & shop

MAKE/MODEL	YEAR	PART #		
<b>KAWASAKI CONTINUED</b>				
KX100	89-09	462448	36.95	L
KX125	74-76	274067	36.95	L
KX125	82-91	462447	36.95	L
KX125	92-00	462472	36.95	L
KX250	82-91	462447	36.95	L
KX250	92-00	462473	36.95	L
KX500	83-04	462447	36.95	L
KX60	83-02	462444	36.95	L
KX80	83-90	462444	36.95	L
KX80	91-00	462448	36.95	L
KX85	01-10	462448	36.95	L
KX85-II	01-10	462448	36.95	L
M SERIES	73-75	274067	36.95	L

<b>SUZUKI</b>				
DR250	90-93	462476	36.95	L
DR250S	90-94	462476	36.95	L
DR350	90-94	462476	36.95	L
DR350S	90-94	462476	36.95	L
DR650SE	96-13	274234	36.95	L
DR-Z400E	00-12	274229	36.95	L
DR-Z400S	00-12	274229	36.95	L
DR-Z400SM	00-12	274229	36.95	L
RM100	76-81	462371	36.95	L
RM125	75-80	462371	36.95	L
RM125	81-88	462379	36.95	L
RM125	89-95	462386	36.95	L
RM125	96-00	462400	36.95	L
RM250	76-80	462371	36.95	L
RM250	81-88	462379	36.95	L
RM250	89-95	462386	36.95	L
RM250	96-02	462401	36.95	L
RM370	76-77	462371	36.95	L
RM400	78-80	462371	36.95	L
RM465	81-82	462379	36.95	L
RM50	78-80	462371	36.95	L
RM500	83-84	462379	36.95	L
RM60	79-81	462371	36.95	L
RM80	77-81	462371	36.95	L
RM80	89-95	462386	36.95	L
RMX250	89-95	462386	36.95	L

<b>YAMAHA</b>				
AT1 SERIES	68-70	274117	36.95	L
AT2 SERIES	72	274117	36.95	L
AT3	73	274117	36.95	L
ATMX	73	274117	36.95	L
BW80 BIG WHEEL	86-88, 90	462492	36.95	L
CT1 SERIES	69-72	274117	36.95	L
CT2	72	274117	36.95	L
CT3	73	274117	36.95	L
DT1 SERIES	68-76	274115	36.95	L
DT100	74-76	274117	36.95	L
DT125	74-76	274117	36.95	L
DT175	74-76	274117	36.95	L
DT2 SERIES	68-76	274115	36.95	L
DT250	68-76	274115	36.95	L
DT3	68-76	274115	36.95	L
DT360	68-76	274115	36.95	L
DT400	68-76	274115	36.95	L
GT1	73	274117	36.95	L
GT80A	74-76	274117	36.95	L
GT80MXA	74-77	274117	36.95	L
GTMX	73-74	274117	36.95	L
MX100	74-75	274117	36.95	L

MAKE/MODEL	YEAR	PART #		
<b>YAMAHA CONTINUED</b>				
MX125	74-76	274117	36.95	L
MX175	74-75	274117	36.95	L
MX250	68-76	274115	36.95	L
MX360	68-76	274115	36.95	L
PW50 Y-ZINGER	81-83	462492	36.95	L
PW50 Y-ZINGER	85-87, 90-02	462492	36.95	L
PW80 Y-ZINGER	83, 85, 91-02	462492	36.95	L
RT1 SERIES	68-76	274115	36.95	L
RT2 SERIES	68-76	274115	36.95	L
RT3	68-76	274115	36.95	L
TT350	86-87	274129	36.95	L
TT600	83-86	274130	36.95	L
WR250F	01-03	462406	36.95	L
WR250Z	91-93	462391	36.95	L
WR250Z	94-97	462498	36.95	L
WR400F	98-00	462491	36.95	L
WR426F	01-02	462491	36.95	L
XT125	82-83	274128	36.95	L
XT0	82-83	274128	36.95	L
XT250	80-84	274128	36.95	L
XT350	85-00	274129	36.95	L
XT600	84-89	274130	36.95	L
YZ100	76	274117	36.95	L
YZ100	76-83	274132	36.95	L
YZ125	85-87	462390	36.95	L
YZ125	88-93	462391	36.95	L
YZ125	74-76	274117	36.95	L
YZ125	76-84	274132	36.95	L
YZ125	94-01	462497	36.95	L
YZ175	76	274132	36.95	L
YZ250	68-76	274115	36.95	L
YZ250	85-87	462390	36.95	L
YZ250	88-93	462391	36.95	L
YZ250	76-84	274132	36.95	L
YZ250	94-98	462498	36.95	L
YZ250F	01-03	462406	36.95	L
YZ250WR	89-90	462391	36.95	L
YZ350	68-76	274115	36.95	L
YZ360	68-76	274115	36.95	L
YZ400	76-79	274132	36.95	L
YZ400F	98-99	462491	36.95	L
YZ426F	00-02	462491	36.95	L
YZ465	80-81	274132	36.95	L
YZ490	85-90	462390	36.95	L
YZ490	82-84	274132	36.95	L
YZ50	80	462393	36.95	L
YZ60	81-82	462393	36.95	L
YZ80	78-90	462393	36.95	L
YZ80	74-76	274117	36.95	L

### VINTAGE DIRT BIKES VOLUME 1

- Bultaco 125-370cc singles
- Montesa 123-360cc singles
- Ossa 125-250cc singles

**CLYMER**

462300 34.95 L




## DIRT BIKE SERVICE MANUALS



What sets Haynes Manuals apart is the attention to detail that goes into the production of each book. Every manual is written from hands-on experience based on a complete teardown, which is the step-by-step procedure of dismantling a particular vehicle part-by-part. This is followed by the detailed rebuilding of the specific model it documents. Writing each manual takes 30 man-weeks, with authors working as teams to shorten the production time and avoid fatigue during the difficult process. Hundreds of photographs accompany each manual's step-by-step instructions. The books are written from the actual experience of Haynes' own expert personnel using only a basic set of tools and presented in a style that any DIYer can follow, even a beginner. The DIYer can save a great deal of time and money, not to mention feeling proud of the job, by using a Haynes book..

APPLICATION	YEAR	MFG #	PART #		
<b>HONDA</b>					
ATC70,90,110,185&200	71-82	565	<b>274421</b>	<b>37.95</b>	L
C50,C70&C90	67-03	324	<b>274422</b>	<b>37.95</b>	L
CRMotocrossBikes	86-07	2222	<b>274423</b>	<b>37.95</b>	L
CRF250/CRF450Motocross/Off-roadBikes	04-06	2630	<b>274424</b>	<b>37.95</b>	L
Rancher,Recon&TRX250EXATVs	97-09	2553	<b>274448</b>	<b>37.95</b>	L
XL/XR250cc&500cc	78-83	567	<b>274426</b>	<b>37.95</b>	L
XL/XR80cc-200cc	78-87	566	<b>274427</b>	<b>37.95</b>	L
XR250L,XR250R&XR400R	86-04	2219	<b>274428</b>	<b>37.95</b>	L
XR50/70/80/100R&CRF50/70/80/100F	85-07	2218	<b>274429</b>	<b>37.95</b>	L
<b>KAWASAKI</b>					
KE100	75-99	1371	<b>274431</b>	<b>37.95</b>	L
<b>KTM</b>					
EXC Enduro & SX Motocross	00-07	4629	<b>274433</b>	<b>45.95</b>	L
<b>SUZUKI</b>					
GS&DR125	82-05	888	<b>274435</b>	<b>37.95</b>	L
TSAAir-cooledTrailBikes	79-81	797	<b>274436</b>	<b>37.95</b>	L
TS50X	84-00	1599	<b>274437</b>	<b>37.95</b>	L
<b>YAMAHA</b>					
2-Stroke-YZ80/85/125/250	86-06	2662	<b>274439</b>	<b>37.95</b>	L
Kodiak&GrizzlyATVs	93-05	2567	<b>274440</b>	<b>37.95</b>	L
TrailBikes	81-03	2350	<b>274441</b>	<b>37.95</b>	L
TY50,80,125&175	74-84	464	<b>274442</b>	<b>37.95</b>	L
TZR125&DT125	87-07	1655	<b>274443</b>	<b>37.95</b>	L
XT&SR125Singles	82-03	1021	<b>274444</b>	<b>37.95</b>	L
XT,TT&SR	75-81	342	<b>274445</b>	<b>37.95</b>	L
YFS200BlasterATV	88-06	2317	<b>274446</b>	<b>37.95</b>	L
YZ/WR 4-Stroke Motocross/Off-road Bikes	98-08	2689	<b>274447</b>	<b>45.95</b>	L



### accessories

- body
- handlebar & grips
- cables & levers
- exhaust
- engine
- fuel & intake
- electrical & ignition
- clutch
- drive
- bearings
- brakes
- steering & suspension
- tires
- tools & shop

accessories

body

handlebar & grips

cables & levers

exhaust

engine

fuel & intake

electrical & ignition

clutch

drive

bearings

brakes

steering & suspension

tires

tools & shop



## CANYON DANCER BAR HARNESS



- A hassle-free way to secure motorcycles
- Virtually eliminates possibility of damage to bodywork
- Simple, quick and very easy to use - mounts on the grips and keeps tie-downs away from the bodywork
- Nylon webbing has tensile strength of over 5500 lbs.
- Best solution when using tie-downs on sport bikes
- Can be used on a wide variety of motorcycles

COLOR	DESCRIPTION	PART #		
Red	Fits bars up to 28" wide	908001	29.95	L
Blue	Fits bars up to 28" wide	908002	29.95	L
Black	Fits bars up to 28" wide	908003	29.95	L
Red	Fits bars up to 32" wide	908004	29.95	L
Blue	Fits bars up to 32" wide	908005	29.95	L
Black	Fits bars up to 32" wide	908006	29.95	L
Red	Fits bars up to 34" wide	908007	29.95	L
Blue	Fits bars up to 34" wide	908008	29.95	L
Black	Fits bars up to 34" wide	908009	29.95	L



## CANYON DANCER BAR HARNESS II

- The cross straps are held farther away from the switch gear.
- The "cups" eliminate possible damage to grips.
- The new cups hold the cross straps and your tie downs further out on the bars to better clear a wider variety of fairings.
- The new cup is even easier and quicker to install correctly.
- The cups are sized to fit the fattest grips in the industry
- The steel D-ring "lay-ins" prevent losses even after many years of weather and abuse begin to weaken the Polycarbonate cup.
- We are using heavier thread with more stitches in the pattern for greater strength and the contrasting thread color aids in detecting flaws or damage.



COLOR	DESCRIPTION	PART #		
Black	Fits bars up to 28" wide	908010	29.95	L
Black	Fits bars up to 32" wide	908011	29.95	L
Black	Fits bars up to 36" wide	908012	29.95	L
Black	Fits bars up to 40" wide	908013	29.95	L

## Bar Cuffs

**NOW YOU CAN SNAP AND GO!**  
No Slipping • No Scratching  
Super Strength of up to 2000 lbs.



Fits most Street Bikes, Stock Bikes, Custom Bikes, Dirt Bikes, Scooters and ATVS



Prevent Theft! Add a lock and cable to Bar Cuffs then add a tie down hook through lock to for protection.

Security is a key! Assure security and safety of your machine while transporting.

## BAR CUFFS W/3 INSERTS

DESCRIPTION	PART #		
Bar Cuffs inserts included fit bar sizes 7/8", 1", and 1 1/4". Package includes 2 stainless steel cuffs.	650139	49.95	G



## ANCRA TIE DOWNS

### GRADUAL RELEASE RATCHET INTEGRAS WITH INTEGRATED SOFT HOOKS

- Patented GRR buckle for controlled release
- Locking latch prevents handle from opening 600 lb. working load limit
- 1.5" abrasion resistant nylon webbing
- Vinyl coated s-hooks
- 5-1/2' overall length
- Packaged in pairs

PART #	MFG #	COLOR	U/M		
472009	49970-102	BLACK	PR	54.25	L
472010	49970-112	BLUE	PR	54.25	L
472011	49970-122	RED	PR	64.95	L



### GRADUAL RELEASE RATCHET STANDARD TIE DOWNS

- Patented GRR buckle for controlled release
- Locking latch prevents handle from opening 600 lb. working load limit
- 1.5" abrasion resistant nylon webbing
- Vinyl coated s-hooks
- 5-1/2' overall length
- Packaged in pairs

PART #	MFG #	COLOR	U/M		
472006	49970-202	BLACK	PR	49.75	L
472008	49970-222	RED	PR	49.75	L



### CAM BUCKLE INTEGRAS WITH INTEGRATED SOFT HOOKS

- 2,100 lbs. rated heavy duty cam buckle with cam plate
- 600 lb. working load limit
- 1.5" abrasion resistant nylon webbing
- Vinyl coated s-hooks
- 5-1/2' overall length
- Packaged in pairs

PART #	MFG #	COLOR	U/M		
472003	49494-202	RED	PR	61.95	L
472004	49494-212	BLACK	PR	53.00	L
472005	49494-222	BLUE	PR	53.00	L



### CAM BUCKLE STANDARD TIE DOWNS

- 2,100 lbs. rated heavy duty cam buckle with cam plate
- 600 lb. working load limit
- 1.5" abrasion resistant nylon webbing
- Vinyl coated s-hooks
- 5-1/2' overall length
- Packaged in pairs

PART #	MFG #	COLOR	U/M		
472001	49494-112	BLACK	PR	48.50	L



### ORIGINAL RED TIE DOWNS

- 1" x 5-1/2'
- One inch air-craft quality nylon webbing and Ancra's patented pressure plate cam buckle
- Vinyl coated "S" hook protects chrome and paint and attaches firmly to trunk or trailer
- The Original "Red" also features a sewn hand loop for ease of cinching
- Complete tie down instructions included
- 1,200 lbs. straight tension and 2,400 lbs looped tension
- One pair per package

PART #	MFG #	COLOR	U/M		
AN408810	40888-10	RED	PR	24.90	L



- accessories
- body
- handlebar & grips
- cables & levers
- exhaust
- engine
- fuel & intake
- electrical & ignition
- clutch
- drive
- bearings
- brakes
- steering & suspension
- tires
- tools & shop

## ANCRA TIE DOWNS



### CLASSIC BLACK TIE DOWNS

- 1" x 5-1/2'
- Like the Original Red, this tie down has been a top seller for years
- Ancra's 'Black' strap is engineered to last with weather and abrasion resistant one inch wide nylon webbing
- It comes with vinyl coated end hooks and fasteners
- Loop end strap for a better grip
- It also has a pressure plate cam buckle
- 1,200 lbs. straight tension and 2,400 lbs looped tension
- One pair per package



PART #	MFG #	COLOR	U/M		
AN408826	40888-26	BLACK	PR	24.90	L



### ATV RAT PAK

- 1" x 5-1/2'
- 1" ratchet Buckle version of the Original tie down
- Webbing - 4,500 lb. tensile strength nylon
- Buckle - 4,400 lb. rated 1" ratchet buckle
- Hooks - 2 ea. 1,200 lb. rated vinyl "S" hooks (1 vinyl coated, 1 plated) per strap
- Working load capacity - 400 lb. per strap
- Minimum assembly strength - 1,200 lb. per strap
- Packaged in pairs

PART #	MFG #	COLOR	U/M		
AN473910	47439-10	RED	PR	33.00	L

### ATV QUAD PAK

- 1" x 5-1/2'
- 4 pack of Ancra's Original Reds and Rat Pak for securing larger motorcycles and atvs
- Webbing - 4,500 lb. tensile strength nylon
- Buckle - 4,400 lb. rated 1" ratchet buckle and 1,800 lb. rated cam buckle with pressure plate
- Hooks - 2 ea. 1,200 lb. rated vinyl coated hooks on each original red and 1ea. vinyl coated hook and 1 ea. plated hook on each rat pak strap
- Overall length - 66"
- Minimum assembly strength - 1,200 lb. per strap
- Working load capacity - 400 lb. per strap
- Packaged in 4 strap sets of 2 each
- 1,200 lbs. straight tension and 2,400 lbs looped tension



PART #	MFG #	COLOR	U/M		
AN452110	45211-10	RED	PR	54.50	L

### 12" SOFT HOOK EXTENSIONS

- Ancra's soft-hook offers the best protection when transporting
- The one inch black nylon webbing acts as a tie down extension or loops around the handlebars or rear seat rails, eliminating hard contact of steel hooks
- Assembly strength of each soft hook is 3,000 lbs.
- Packaged in pairs

PART #	MFG #	COLOR	U/M		
AN459211	45214-14	BLACK	PR	6.80	L



### 13' GENERAL PURPOSE RED TIE DOWN

- Longer version of the Ancra Originals
- Webbing - 4,500 lb. tensile strength nylon
- Buckle - 1,800 lb. rated heavy duty cam buckle with pressure plate
- Hooks - 2 ea. 1,200 lb. rated vinyl coated "S" hooks per strap
- Overall length - 13' with sewn hand loop
- Minimum assembly strength - 1,200 lb. per strap
- Working load capacity - 400 lb. per strap
- All components are made in the USA

PART #	MFG #	COLOR	U/M		
AN408825	40888-25	RED	PR	25.10	L



## ERICKSON TIE DOWNS



accessories



### RETRACTABLE RATCHETING TIE DOWN STRAPS

- 1" x 6' re-tractable ratcheting tie downs
- 1,500 lb. maximum load capacity (500 lb. working load limit)
- Simple to operate - to release, push down on red release button
- Automatically rewinds
- The unused web is stored in the center housing so have no excess web blowing in the wind
- Weather proof strap stays clean and dry

PART #	MFG #	COLOR	U/M		
EK34413	34413	BLACK	PR	28.70	G
266043	34420	BLACK	SET OF 4	50.95	G



### RE-TRACTABLE TIE-DOWN STRAPS

- 1" x 10' re-tractable ratcheting tie downs
- 1,200 lb. maximum load capacity (400 lb. working load limit)
- Simple to operate - to release, push down on red release button
- Automatically rewinds
- The unused web is stored in the center housing so have no excess web blowing in the wind
- Weather proof strap stays clean and dry

PART #	MFG #	COLOR	U/M		
266015	34415	BLACK	PR	30.95	G
266016	54415	BLACK	EA	16.95	G

### RETRACTABLE RATCHETING TIE DOWN STRAPS

- 2" x 6' re-tractable ratcheting tie downs
- 4,000 lb. maximum load capacity (1,333 lb. working load of limit)
- Simple to operate - to release, push down on red release button
- Automatically rewinds
- The unused web is stored in the center housing so have no excess web blowing in the wind
- Weather proof strap stays clean and dry

PART #	MFG #	COLOR	U/M		
EK34414	34414	BLACK	PR	51.30	G



### RATCHETING TIE DOWN WITH WEB CLAMP

Erickson's NEW WEB CLAMP was designed to address the problem of what to do with excess webbing. The WEB CLAMP mechanism is much like a mouse trap, lift the spring loaded clamp and place the folded webbing under the clamp, release the spring loaded WEB CLAMP and you have trapped the excess web. Very simple and effective. SO NEAT!!



SIZE	MAX LOAD	SAFE WORKING LOAD	QTY	MFG #			
1" x 15'	1,500#	500#	1 pack	31350	EK31350	10.60	G
1" x 8'	1,500#	500#	2 pack	31351	EK31351	16.75	G
1" x 10'	1,500#	500#	4 pack	31352	EK31352	33.10	G



### RATCHETING TIE-DOWNS

- 1.25" x 12' ratchet tie downs
- 2,500 lb. maximum load capacity (833 lb. working load limit)
- Long handle ratchet with moulded rubber handles
- Allows ease in operation
- Strong silver polyester web

PART #	MFG #	COLOR	U/M		
266012	34411	GRAY	SET OF 4	51.95	G
266013	34412	GRAY	PR	26.95	G



- body
- handlebar & grips
- cables & levers
- exhaust
- engine
- fuel & intake
- electrical & ignition
- clutch
- drive
- bearings
- brakes
- steering & suspension
- tires
- tools & shop



## ERICKSON TIE DOWNS

### 15' RATCHETING TIE DOWNS



- 1" x 15' ratchet tie downs
- Patented moulded rubber handles
- 1,200 lb. maximum load capacity (400 lb. working load limit)

PART #	MFG #	COLOR	U/M		
266010	31415	BLUE	SET OF 4	30.95	G
EK34400	34400	BLUE	PR	15.90	G

### 15' RATCHETING TIE DOWNS



- 1" x 15' ratchet tie downs
- 1,200 lb. maximum load capacity (400 lb. working load limit)
- High quality yellow chromate-plated ratchets

PART #	MFG #	COLOR	U/M		
266008	31418	RED	SET OF 4	27.95	G
266009	34401	RED	PR	14.95	G

### 15' RATCHETING TIE DOWNS



- 1" x 15' ratchet tie downs
- 2,000 lb. maximum load capacity (667 lb. working load limit)
- Wide handle with molded rubber makes tightening easy

PART #	MFG #	COLOR	U/M		
EK34404	34404	ORANGE	PR	23.90	G
266011	31416	ORANGE	SET OF 4	44.95	G



### RATCHETING TIE DOWNS

- 1" x 6' ratchet straps
- 1,200 lb. maximum load capacity
- Black
- 4-pack



PART #	MFG #	COLOR	U/M		
EK05511	05511	BLACK WITH RED TRACER	SET OF 4	30.30	G

### DELUXE RUBBER HANDLE RATCHETING TIE-DOWNS



- 1" x 6' ratcheting tie downs
- 2,000 lb. maximum load capacity
- Deluxe rubber handle ratchet
- Red
- 4-pack

PART #	MFG #	COLOR	U/M		
266005	05519	RED	SET OF 4	44.95	G

### SPORTSMAN ATV KITS



- 1" x 6' ratchet straps
- 2,000 lb. maximum load capacity
- Blue
- 4-pack

PART #	MFG #	COLOR	U/M		
266006	05513	BLUE	SET OF 4	32.95	G



ERICKSON TIE DOWNS



**STAINLESS STEEL RATCHETING TIE DOWNS**

- 1" x 6' ratcheting tie downs
- 1,200 lb. rated
- Stainless steel ratchets
- Black
- 4-pack

PART #	MFG #	COLOR	U/M		
266000	05515	BLACK	SET OF 4	55.95	G



**RUBBER HANDLE RATCHETING TIE-DOWNS**

- 1" x 10' ratchet straps
- 1,200 lb. rated
- Fully rubberized handle and thumb release
- 4-pack

PART #	MFG #	COLOR	U/M		
EK1415	01415	BLUE	SET OF 4	25.95	G



**RATCHETING TIE-DOWN STRAPS**

- 1" x 10' light duty ratchet straps
- 900 lb. rated
- Red
- 4-pack

PART #	MFG #	COLOR	U/M		
266003	01418	RED	SET OF 4	22.95	G




**4 PACK CAMO RATCHET STRAPS**

- 1" x 10' ratchet straps
- 900 lb. capacity
- Heat treated vinyl coated hooks
- Camo webbing
- 4-pack

PART #	MFG #	COLOR	U/M		
EK1419	01419	CAMO	SET OF 4	29.80	G

**RATCHET STRAP W/DOUBLE FLOATING RING**



- 1" x 15' - 3,000#
- Ratchet strap with double floating ring
- Black

PART #	MFG #	COLOR	U/M		
266019	01314	BLACK	EA	18.95	G

**CAMO WEB**

- Rubber handle ratchet and release with vinyl coated hooks
- 2" x 27' - 10,000#
- 3,300# working load limit
- Sold each (bulk)



PART #	MFG #	COLOR	U/M		
EK68655	68655	CAMO	EA	33.25	G

accessories

- body
- handlebar & grips
- cables & levers
- exhaust
- engine
- fuel & intake
- electrical & ignition
- clutch
- drive
- bearings
- brakes
- steering & suspension
- tires
- tools & shop



## ERICKSON TIE DOWNS

- accessories
- body
- handlebar & grips
- cables & levers
- exhaust
- engine
- fuel & intake
- electrical & ignition
- clutch
- drive
- bearings
- brakes
- steering & suspension
- tires
- tools & shop



### SPORTSMAN TIE DOWN STRAPS

- 1" x 6'
- 2,000 lb. rated
- TCS buckle straps
- Over center lock buckle has no teeth to damage the web
- Simply attach your hooks and pull loose ends through the buckle, flip handle down and lock into safety tab
- Hunter orange
- 4-pack

PART #	MFG #	COLOR	U/M		
266001	05740	HUNTER ORANGE	SET OF 4	27.95	G



### COMBO PACK

- (2) 1" x 10' - 1,200# ratchets
- (2) 1" x 6' - 900# cam straps
- 4 pack
- Blue and red

PART #	MFG #	COLOR	U/M		
266002	05606	RED, BLUE	SET OF 4	24.95	G



### TCS BUCKLE

- 1" x 5' - 1,200#
- Security lock buckles, 3 pack
- Camo



PART #	MFG #	COLOR	U/M		
EK5726	05726	CAMO	SET OF 3	28.90	G



### ATV TIE DOWN STRAPS

- 1" x 5' cam buckle tie down straps
- 750 lb. maximum load capacity
- Cam buckles
- Black
- 3-pack

PART #	MFG #	COLOR	U/M		
EK06300	06300	RED	SET OF 3	19.95	G



### CAM BUCKLE TIE DOWNS

- 1" x 5.5' cam buckle tie downs
- 900 lb. maximum load capacity
- Quick lock cam buckles
- Heat treated vinyl coated hooks
- 4-pack

PART #	MFG #	COLOR	U/M		
EK5605	05605	RED	SET OF 4	22.35	G



### CAM LOCK TIE DOWNS

- 1" x 6' cam lock tie downs
- 1,200 lb. maximum load capacity (400 lb. working load limit)
- Features the traditional pull and lock cam buckles
- Blue

PART #	MFG #	COLOR	U/M		
EK34403	34403	BLUE	PR	13.20	G
266014	35605	BLUE	SET OF 4	24.95	G

## ERICKSON TIE DOWNS



accessories
body
handlebar & grips
cables & levers
exhaust
engine
fuel & intake
electrical & ignition
clutch
drive
bearings
brakes
steering & suspension
tires
tools & shop

### TOW STRAP



2" x 15' heavy duty tow strap with forged hooks  
Blue polyester web  
8,500 lb. maximum load capacity  
4250 maximum vehicle weight

PART #	MFG #	COLOR	U/M	
EK34405	34405	BLUE	EA	20.25 G

### ASSIST STRAPS

- 1" x 18" - 2,000#
- 2-pack

PART #	MFG #	COLOR	U/M	
266017	06303	BLACK	PR	3.95 G
266018	06304	RED	PR	3.95 G



### STRAP HANGER

- Strap hanger, bulk
- Black

PART #	MFG #	COLOR	U/M	
266007	58000	BLACK	EA	7.95 G

### RECOVERY STRAP

- 1" x 15'
- 7,500 lb. breaking strength
- 3,750 lb. maximum vehicle weight
- Includes storage bag



PART #	MFG #	COLOR	U/M	
266028	59350	WHITE	EA	24.95 G

### TOW ROPE



- 7/8" x 14' tow rope
- 8,500 lb. breaking strength
- 4,200 lb. maximum vehicle weight
- Includes storage bag

PART #	MFG #	COLOR	U/M	
EK9102	09102	BLUE	EA	17.80 G

### TOW ROPE

- 1/2" x 14' tow rope
- 2,000 lb. breaking strength
- 1,000 lb. maximum vehicle weight
- Includes storage bag



PART #	MFG #	COLOR	U/M	
EK9103	09103	YELLOW	EA	13.95 G

### TOW STRAP WITH FORGED SAFETY SNAP HOOK

- 2" x 20' tow strap
- 10,000 lb. breaking strength
- 5,000 lb. maximum vehicle weight
- Forged safety snap hook



PART #	MFG #	COLOR	U/M	
266029	09301	BLUE	EA	34.95 G

accessories



## ERICKSON TIE DOWNS

### 12 PACK JAR ASSORTMENT

Solid colors  
 4 - 10" x 4mm  
 2 - 18" x 8mm  
 2 - 24" x 8mm  
 2 - 30" x 9mm  
 2 - 36" x 10mm

PART #	MFG #	U/M		
EK6621	06621	EA	11.65	G



### 25 PACK JAR ASSORTMENT

Bright red, blue, green, and yellow  
 6 - 10" x 4mm  
 5 - 13" x 8mm  
 5 - 18" x 8mm  
 5 - 24" x 8mm  
 2 - 30" x 9mm  
 2 - 36" x 10mm

PART #	MFG #	U/M		
EK6622	06622	EA	21.50	G



### 10" MINI BUNGEE 4-PACK

- 10"
- 4 pack

PART #	MFG #	U/M		
EK6699	06699	SET OF 4	1.80	G



### RUBBER TARP STRAP 10-PACK

These rubber bungee cords are a versatile tie down strap and are easily stored. These rubber straps have a 2" S-Hook on each end.

Package of 10  
 Includes:

- (4) - 9"
- (2) - 15"
- (2) - 21"
- (2) - 31"

PART #	MFG #	U/M		
EK06610	06610	EA	14.45	G



### FLAT BUNGEE



A hardened metal wire form is placed in the center of the molded polycarbonate hook making it super strong.

SIZE	PART #	MFG #		
12"	EK06912	06912	2.90	G
18"	EK06918	06918	3.15	G
24"	EK06924	06924	3.25	G
30"	EK06930	06930	3.45	G
36"	EK06936	06936	3.60	G
42"	EK06942	06942	3.85	G



### STANDARD BUNGEE 2-PACK

- 2 pack

SIZE	PART #	MFG #		
13"	EK6645	06645	2.45	G
18"	EK6646	06646	2.60	G
24"	EK6647	06647	2.75	G
30"	EK6648	06648	3.15	G
36"	EK6649	06649	3.85	G

### 16-PIECE STRAP PACK

- (2) 1" x 15' - 500 lb. Rubber Handle Ratchet Straps
- (1) 1" x 10' - 300 lb. Cam Strap
- (1) 1" x 10' Utility Strap
- (2) 1" x 6' Handy Straps
- Deluxe Bungee Cords 2 ea. 18", 24", 36"
- (4) Mini Bungee Cords



PART #	MFG #	U/M		
266004	03000	EA	32.95	G

### DELUXE BUNGEE



- Talk about quality! That's what the deluxe bungee is all about
- An Industrial grade bungee comes secured to a molded polycarbonate hook with a hardened wire insert molded in
- 3 sizes available in 3 colors

SIZE	COLOR	PART #	MFG #		
12"	RED	EK07012	07012	2.55	G
24"	BLUE	EK07024	07024	3.10	G
36"	YELLOW	EK07036	07036	3.55	G



## BUYERS TIE DOWNS



### RATCHET TIE DOWNS

- (4 ea.) 1" x 12' - 1,800#
- Great for ATVs, snowmobiles, boats, campers, motorcycles, trucks, and more!

PART #	MFG #	COLOR	U/M		
BY411218	RTD411218	YELLOW	SET OF 4	26.95	G

### CAM BUCKLE TIE DOWNS

- (4 ea.) 1" x 6' - 1,200#
- Great for ATVs, snowmobiles, boats, campers, motorcycles, trucks, and more!

PART #	MFG #	COLOR	U/M		
BY41612	CBTD41612	YELLOW	SET OF 4	19.95	G



### SPI TIE DOWNS

- (2 ea.) 1" x 5 1/2' - 2,000#
- 4 colors
- Packaged in pairs for display



PART #	MFG #	COLOR	U/M		
622142	12-140	BLACK	PR	15.95	L
622143	12-140-3	GREEN	PR	15.95	L
622146	12-140-1	RED	PR	15.95	L
622147	12-140-2	BLUE	PR	13.95	L



### BLACK RUBBER TIE DOWNS

- Quick and easy, just hook and secure into place
- Extra heavy duty 3/4" flat rubber tie downs with heavy reinforced ends and heavy 2-1/2" steel hooks
- Maximum resistance to all weather conditions

PART #	LENGTH		
LP13910	10"	1.39	L
LP13915	15"	1.69	L
LP13921	21"	2.19	L
LP13931	31"	2.79	L
LP13941	41"	2.99	L

### ROPE RATCHET TIE DOWNS

- The Rope Ratchet's construction lets you secure a wide variety of loads quickly and easily
- With Rope Ratchet, you simply attach the two hooks and pull the loose end of the rope to the secure tightness you need
- With Rope Ratchet tie-downs, you never have to worry about stretching, snapping back, or loosening
- Your load stays secure because the rope stays locked in place with every pull until you release it by pushing the convenient thumb lever
- Display packaged
- 3 sizes



SIZE	LOAD LIMIT	PART #	MFG #	U/M		
1/4" x 8'	150#	EK01800	01800	EA	13.60	G
3/8" x 8'	250#	EK01801	01801	EA	20.20	G
1/2" x 12'	500#	EK01805	01805	EA	43.75	G



- accessories
- body
- handlebar & grips
- cables & levers
- exhaust
- engine
- fuel & intake
- electrical & ignition
- clutch
- drive
- bearings
- brakes
- steering & suspension
- tires
- tools & shop

accessories

body

handlebar & grips

cables & levers

exhaust

engine

fuel & intake

electrical & ignition

clutch

drive

bearings

brakes

steering & suspension

tires

tools & shop



### RATCHETING TIE DOWN - 1" X 15'

- 1" wide synthetic webbing
- 4' to 15' adjustable length
- 1500 lb. maximum load capacity (500 lb. safe working load)
- Yellow
- Clamshell packaged
- Sold each

PART #	MFG #	U/M	
W1425	W1425	EA	8.75 G

### 2 PIECE 1" X 6' CAM BUCKLE SET

- (2 ea) 1" x 6'
- 900 lb. break strength (300 lb. safe working load)
- 1" wide synthetic webbing
- Die cast cam buckle
- Steel 'S' hooks, coated
- Clamshell packaged

PART #	MFG #	U/M	
W1419	W1419	PR	14.60 G



### 2 PIECE RATCHETING TIE DOWN - 1" X 15'

- 1" x 15' ratcheting tie downs
- Adjustable length from 4 feet to 15 feet
- 900 lb. breaking strength (300 lb. safe working load)
- 1" wide synthetic webbing
- Red
- 2 pack
- Display packaged

PART #	MFG #	U/M	
W1424	W1424	PR	9.60 G



### AUTOMATIC LOCKING TIE DOWNS - 1" X 6'

- (4 ea.) 1" x 6'
- 1,200 lb. breaking strength (400 lb. safe working load)
- Woven nylon straps
- Protective coated hooks
- Push button release
- Blue
- Display packaged

PART #	MFG #	U/M	
W1446	W1446	SET OF 4	25.60 G



### 4 PIECE CAMO RATCHETING TIE DOWN STRAP SET - 1" X 15'

- (4 ea.) 1" x 15'
- 1,200 lb. breaking strength (500 lb. working load limit)
- Locking ratchets
- Heavy duty vinyl coated hooks
- Easy push button release
- Camo
- Display packaged



PART #	MFG #	U/M	
W1440	W1440	SET OF 4	29.70 G





## TITAN RATCHET TIE DOWNS

- Ratchet tie downs provide super strong holding power & precise tension adjustment
- Stylish Cast Handle Steel handle with padded grip
- Easy to reach release button



444215



444216



444217

PART #	MFG #		DUTY RATING	LOAD CAPACITY	BREAK STRENGTH			
444215	1157100	TITAN RATCHET TIE DOWN 1" x 14' (SINGLE)	STD	600	1800	BLACK	18.94	B
444216	1157200	TITAN RATCHET TIE DOWN 1" x 6' (2-PACK)	STD	600	1800	BLACK	29.16	B
444217	1157300	TITAN RATCHET TIE DOWN 1" x 10' (4-PACK)	STD	600	1800	BLACK	52.44	B



## TITAN MAXGRIP RATCHET TIE DOWNS

- Full open grip handle, fits any sized hand comfortably
- Cast aluminum handled ratchets
- Curved release button for ease of use



444218



444219



444220

PART #	MFG #		DUTY RATING	LOAD CAPACITY	BREAK STRENGTH			
444218	1158300	TITAN MAXGRIP RATCHET TIE DOWN 1" x 14' (SINGLE)	HEAVY	1000	3000	BLACK	20.40	B
444219	1158400	TITAN MAXGRIP RATCHET TIE DOWN 1" x 14' (2-PACK)	HEAVY	1000	3000	BLACK	32.93	B
444220	1158500	TITAN MAXGRIP RATCHET TIE DOWN 1" x 14' (4-PACK)	HEAVY	1000	3000	BLACK	59.75	B



## CAMBUCKLE TIE DOWNS

- Vinyl coated S-hooks protect boats finish
- Provides super strong holding power
- Some models available with stainless steel housing



444221



444222

PART #	MFG #		DUTY RATING	LOAD CAPACITY	BREAK STRENGTH			
444221	2060166	CAMBUCKLE TIE DOWN W/HOOKS - (BOW) 1" x 36" STAINLESS STEEL (2-PACK)	LIGHT	300	900	BLACK	24.04	B
444222	2060066	CAMBUCKLE TIE DOWN W/HOOKS - (BOW) 1" x 36" ZINC (2-PACK)	STD	400	1200	BLACK	15.56	B



## RATCHET TIE DOWN W/PADDED HANDLE

- Ratchet w/Padded Handle Tie Down
- 1" x 6',
- 1,800 lbs. - Break Strength



PART #	MFG #		DUTY RATING	LOAD CAPACITY	BREAK STRENGTH			
444239	1152101	RATCHET TIE DOWN W/PADDED HANDLE - 1" x 6' (2-PACK)	STD	600	1800	ORANGE	23.83	B

accessories

- body
- handlebar & grips
- cables & levers
- exhaust
- engine
- fuel & intake
- electrical & ignition
- clutch
- drive
- bearings
- brakes
- steering & suspension
- tires
- tools & shop

accessories



## RETRACTABLE RATCHET TIE DOWNS

- Strap retracts for easy storage and no tangling
- Easy bolt on function (Hardware included)
- Some models available with stainless steel housing



PART #	MFG #		DUTY RATING	LOAD CAPACITY	BREAK STRENGTH			
444240	1153500	RETRACTABLE RATCHET TIE DOWN - 1" x 6' (2-PACK)	STD	400	1200	CAMO	34.26	B
444241	1151801	RETRACTABLE RATCHET TIE DOWN - 1" x 6' MOTOR-CYCLE (2-PACK)	STD	500	1500	BLACK	34.30	B
444242	1154000	RETRACTABLE RATCHET TIE DOWN - 2" x 10' (SINGLE)	HEAVY	1100	3300	BLACK	34.30	B



## RATCHET TIE DOWNS


- Versatile ratchet tie downs
- Made of power web plus webbing with a 900 pound capacity
- Easy to use, just attach and pump the handle
- Ratchet tightens down with vise like gripping power
- Perfect for all your trailering needs



PART #	MFG #		DUTY RATING	LOAD CAPACITY	BREAK STRENGTH			
444243	1169900	RATCHET TIE DOWN (ENDLESS) 1" x 12' (SINGLE)	LIGHT	300	900	RED	11.62	B
444244	1170000	RATCHET TIE DOWN W/HOOKS - 1" x 13' (Single)	LIGHT	300	900	RED	13.55	B
444245	1227000	RATCHET TIE DOWN 1" 10' (SINGLE)	LIGHT	300	900	RED	9.75	B

## EXPANDABLE CARGO NETS

- Quickly and easily secures and protects loads in pick-up trucks, trailers, boats, luggage racks, fold-a-sleds, snowmobiles, atv, etc.
- Strong 5mm elastic cord with plastic coated hooks




SIZE	Hooks			
SIZE 15" x 15"	6 Hooks			
EM60500	4.95	L	Black	
EM60501	4.95	L	Red	
EM60502	4.95	L	Blue	
EM60503	4.95	L	Purple	
SIZE 15" x 30"	10 Hooks			
EM60510	6.95	L	Black	
EM60512	6.95	L	Blue	
SIZE 32" x 60"	20 Hooks			
EM60540	12.95	L	Black	



## CARGO NET

- Popular size for cartops, sport utility, mini vans, etc.
- Features strong 6mm stretch cord and 12 plastic hooks
- Attractive clam shell packaging
- Expands to size 36" x 48"
- Black



EK1010  
14.25 G



## HIGHLAND<sup>®</sup> RATCHET TIE DOWNS

- Versatile ratchet tie downs
- Easy to use, just attach and pump the handle
- Ratchet tightens down with vise like gripping power
- Perfect for all your trailering needs



PART #	MFG #		DUTY RATING	LOAD CAPACITY	BREAK STRENGTH			
444247	1152301	RATCHET TIE DOWN W/HOOKS - 1" x 6' (2-PACK)	STD	500	1500	CAMO	23.21	B
444248	1170200	RATCHET TIE DOWN - 1" x 6' (2-PACK)	STD	500	1500	BLUE	23.21	B
444249	1170500	RATCHET TIE DOWN - 1" x 14' (SINGLE)	STD	500	1500	BLUE	15.75	B
444250	9010500	RATCHET TIE DOWN - 1" x 10' (4-PACK)	STD	500	1500	RED	34.02	B



PART #	MFG #		DUTY RATING	LOAD CAPACITY	BREAK STRENGTH			
444251	1151601	RATCHET TIE DOWN - 1-1/4" x 10' (2-PACK)	HEAVY	1100	3300	YELLOW	33.33	B
444252	1160400	RATCHET TIE DOWN W/REFLECTIVE WEBBING (ATV) - 1" x 12' (4-PACK)	HEAVY	1100	3300	BLACK	44.46	B
444253	1151701	RATCHET TIE DOWN - 1-1/2" x 15' (SINGLE)	SUPER	1830	5500	YELLOW	31.67	B
444254	1152500	RATCHET TIE DOWN W/HOOKS 2" x 25' (SINGLE)	SUPER	3330	10000	YELLOW	43.30	B

## HIGHLAND<sup>®</sup> SURELOCK CAM BUCKLE TIE DOWN W/HOOKS

- Will not damage cargo
- Leverage doubles the hold down force of a cam buckle
- Great choice for motorcycle or ATV Tie Down



PART #	MFG #		DUTY RATING	LOAD CAPACITY	BREAK STRENGTH			
444264	1152201	SURELOK CAMBUCKLE TIE DOWN W/HOOKS - 1" x 6' (2-PACK)	STD	500	1500		24.47	B

accessories

- body
- handlebar & grips
- cables & levers
- exhaust
- engine
- fuel & intake
- electrical & ignition
- clutch
- drive
- bearings
- brakes
- steering & suspension
- tires
- tools & shop

# ACCESSORIES

accessories



## CAM BUCKLE TIE DOWN W/HOOKS

- Will not damage cargo
- Leverage doubles the hold down force of a cam buckle
- Great choice for motorcycle or ATV Tie Down



444257



444258



444260



444262

PART #	MFG #		DUTY RATING	LOAD CAPACITY	BREAK STRENGTH	
444257	9210600	CAMBUCKLE TIE DOWN W/HOOKS - 1" x 6' (4-PACK)	LIGHT	300	900	26.70 B
444258	1033300	CAMBUCKLE TIE DOWN W/HOOKS - 1" x 10' (SINGLE)	LIGHT	300	900	8.97 B
444260	1152401	CAMBUCKLE TIE DOWN W/HOOKS - 1" x 6' (2-PACK)	STD	400	1200	22.97 B
444262	1034400	CAMBUCKLE TIE DOWN W/HOOKS - 1" x 12' (SINGLE)	STD	400	1200	15.43 B

## HIGHLAND FAT BUNGEE

- Won't damage or dig into your cargo
- Extra wide, strong and secure
- Coated steel hooks are stronger than conventional hooks
- Rotating Fat Straps rotate 360 degrees for easy adjustment
- Reflective Fat Straps increase visibility for all drivers

PART #	MFG #		
444266	9412000	20" FAT BUNGEE	3.30 B
444267	9413000	30" FAT BUNGEE	3.72 B
444268	9414500	45" FAT BUNGEE	4.39 B
444269	9414900	10"-45" ADJUSTABLE FAT STRAP BUNGEE	5.78 B



- Designed to secure objects to the vehicle
- Made from rubber cords for superior strength
- Coated steel hooks are stronger than conventional hooks
- Extra wide strap provides strong and secure hold
- It is color coded by length for convenient selection



PART #	MFG #		
444271	9002600	18 pc. FAT STRAP ASSORT 3-15", 2-18", 2-20", 2-24", 2-30", 2-32", 1-ORING, 4 MINI JAR PACK	24.02 B

## HIGHLAND<sup>®</sup> ADJUSTABLE STRAP FAT BUNGEE

- Won't damage or dig into your cargo
- Extra wide, strong and secure
- Extra wide, strong and secure
- Coated steel hooks are stronger than conventional hooks
- Rotating Fat Straps rotate 360 degrees for easy adjustment
- Reflective Fat Straps increase visibility for all drivers



PART #	MFG #		
444269	9414900	10"-45" ADJUSTABLE FAT STRAP BUNGEE	5.78 B

## HIGHLAND<sup>®</sup> BUNGEE CORDS

- Coated steel hooks are 3X stronger than conventional hooks
- Won't bend, break, scratch or mar
- Color coded hooks for convenient selection
- Engineered to withstand even the harshest outdoor elements



PART #	MFG #		
444272	2902000	12" TRIPLE STRENGTH BUNGEE BLUE	4.05 B
444273	2902100	18" TRIPLE STRENGTH BUNGEE RED	3.85 B
444274	2902200	24" TRIPLE STRENGTH BUNGEE GREEN	4.81 B
444275	9302400	24" TRIPLE STRENGTH BUNGEE RED	2.91 B
444276	9303200	32" TRIPLE STRENGTH BUNGEE GREEN	3.29 B
444277	2902300	32" TRIPLE STRENGTH BUNGEE PURPLE	5.35 B
444278	2902400	32" TRIPLE STRENGTH BUNGEE BLACK	5.08 B
444279	9304000	40" TRIPLE STRENGTH BUNGEE YELLOW	3.29 B
444280	9305200	52" TRIPLE STRENGTH BUNGEE ORANGE	4.59 B
444281	2902500	TRIPLE STRENGTH ASSORTMENT (10 pc.) 2-12", 2-18", 2-24" & 4-32"	22.26 B
444282	2902600	TRIPLE STRENGTH ASSORTMENT (5 pc.) 1-12", 1-18", 1-24" & 2-32"	11.93 B



PART #	MFG #		
444285	9402400	1pc. BUNGEE 24"	1.92 B
444286	9203200	2pc. BUNGEE 2-32" x 8mm	2.70 B
444288	9009600	8pc. BUNGEE ASSORTMENT 2-12", 2-18", 1-24", 1-32", 2 MINI	10.70 B
444289	9008600	12pc. BUNGEE ASSORTMENT 2-12", 2-18", 1-24", 1-32", 2 MINI	12.20 B
444291	9008400	24pc. BUNGEE CORD SET 6-18", 4-24", 2-32", 2-40", 4 CANOPY TIES JAR PACK	22.50 B

- Color coded for length selection
- UV Resistant
- Able to withstand the harshest outdoor elements

444291



accessories

- body
- handlebar & grips
- cables & levers
- exhaust
- engine
- fuel & intake
- electrical & ignition
- clutch
- drive
- bearings
- brakes
- steering & suspension
- tires
- tools & shop



- body
- handlebar & grips
- cables & levers
- exhaust
- engine
- fuel & intake
- electrical & ignition
- clutch
- drive
- bearings
- brakes
- steering & suspension
- tires
- tools & shop



466045



466046

## ROTATING BAR CLAMP KITS W/ HOT START

- Protect your levers with the all new FX Rotator Bar Clamp Kits.
- Includes left and right replacement rotator yokes that have integrated poly sleeves that allow your perches to rotate in crash impact.
- Available for late model bikes in Blue or Red.

PART #	MFG #		
466045	12-36700	Universal Clamp Kit (Hot Start) - BLUE	49.95 G
466046	12-36702	Universal Clamp Kit (Hot Start) - RED	49.95 G



466047



466048

## ROTATING BAR CLAMP KITS

- Protect your levers with the all new FX Rotator Bar Clamp Kits
- Includes left and right replacement rotator yokes that have integrated poly sleeves that allow your perches to rotate in crash impact.
- Available for late model bikes in Blue or Red.

PART #	MFG #		
466047	12-36710	Universal Clamp Kit - BLUE	44.95 G
466048	12-36712	Universal Clamp Kit - RED	44.95 G



466049



466050

## VALVE CAP AND RIM LOCK KIT

- Protects your rim lock threads
- Comes with CNC-machined valve stem caps and washers to complete the look.
- Available for late model bikes in: Blue, Red, Black, Silver and Yellow

PART #	MFG #		
466049	12-36720	Universal Valve Cap & Rim Kit - BLUE	24.95 D
466050	12-36722	Universal Valve Cap & Rim Kit - RED	24.95 D
466051	17-36728	Universal Valve Cap & Rim Kit - BLACK	24.95 D
466052	17-36725	Universal Valve Cap & Rim Kit - SILVER	24.95 D
466053	17-36724	Universal Valve Cap & Rim Kit - YELLOW	24.95 D



466054



466055

## GAS VENT HOSE CAP

- Universal vent hose with a self-seal cap
- Made from 6061 Aluminum
- Finished with Type 3 Anodizing and laser engraved graphics
- Available for late model bikes in: Blue, Red, Black, Silver and Yellow

PART #	MFG #		
466054	12-36730	Universal Vent Hose Cap - BLUE	14.95 D
466055	12-36732	Universal Vent Hose Cap - RED	14.95 D
466056	17-36738	Universal Vent Hose Cap - BLACK	14.95 D
466057	17-36736	Universal Vent Hose Cap - SILVER	14.95 D
466058	17-36734	Universal Vent Hose Cap - YELLOW	14.95 D



**BODY**

## FRONT FENDERS



MODEL	YEAR	COLOR	PART #		
<b>HONDA</b>					
CR125R	00-03	BLACK	992099	28.45	L
CR125R	04-07	WHITE	992753	28.45	L
CR125R	04-07	BLACK	992101	28.45	L
CR125R	00-03	RED CR04	992103	28.45	L
CR125R OEM Color	90-99	FLUO RED	992102	28.45	L
CR125R OEM Color	00-03	RED CR00	992117	28.45	L
CR125R OEM Color	04-07	RED CR04	992104	28.45	L
CR250R	00-03	BLACK	992099	28.45	L
CR250R	04-07	WHITE	992753	28.45	L
CR250R	04-07	BLACK	992101	28.45	L
CR250R	00-03	RED CR04	992103	28.45	L
CR250R OEM Color	00-03	RED CR00	992117	28.45	L
CR250R OEM Color	04-07	RED CR04	992104	28.45	L
CR250R OEM Color	90-99	FLUO RED	992102	28.45	L
CR500R OEM Color	90-01	FLUO RED	992102	28.45	L
CR80R OEM Color	96-02	RED CR04	992105	28.45	L
CR85R OEM Color	03-07	RED CR04	992105	28.45	L
CRF110F	13-16	WHITE	992106	28.45	L
CRF110F	13-16	BLACK	992107	28.45	L
CRF110F OEM Color	13-16	RED CR04	992108	28.45	L
CRF150R	07-16	WHITE	992109	28.45	L
CRF150R OEM Color	07-16	RED CR04	992110	28.45	L
CRF230F	15-	WHITE	993109	28.45	L
CRF230F	15-	BLACK	993110	28.45	L
CRF230F OEM Color	15-	RED CR04	993111	28.45	L
CRF250R	04-09	WHITE	992753	28.45	L
CRF250R	04-09	BLACK	992101	28.45	L
CRF250R	10-13	WHITE	992111	28.45	L
CRF250R	10-13	BLACK	992112	28.45	L
CRF250R	14-16	WHITE	992113	28.45	L
CRF250R	14-16	BLACK	992114	28.45	L
CRF250R OEM Color	04-09	RED CR04	992104	28.45	L
CRF250R OEM Color	10-13	RED CR04	992115	28.45	L
CRF250R OEM Color	14-16	RED CR04	992116	28.45	L
CRF450R	02-03	RED CR04	992103	28.45	L

MODEL	YEAR	COLOR	PART #		
<b>HONDA CONTINUED</b>					
CRF450R	04-08	WHITE	992753	28.45	L
CRF450R	04-08	BLACK	992101	28.45	L
CRF450R	09-12	WHITE	992111	28.45	L
CRF450R	09-12	BLACK	992112	28.45	L
CRF450R	02-03	BLACK	992099	28.45	L
CRF450R	13-16	WHITE	992113	28.45	L
CRF450R	13-16	BLACK	992114	28.45	L
CRF450R OEM Color	02-03	RED CR04	992103	28.45	L
CRF450R OEM Color	04-08	RED CR04	992104	28.45	L
CRF450R OEM Color	09-12	RED CR04	992115	28.45	L
CRF450R OEM Color	13-16	RED CR04	992116	28.45	L
CRF50F OEM Color	04-16	RED CR04	992118	18.45	L
<b>KAWASAKI</b>					
KDX200	92-04	BLACK	992262	28.45	L
KDX200 OEM Color	92-04	GREEN	992263	28.45	L
KDX250	91-04	BLACK	992262	28.45	L
KDX250 OEM Color	91-04	GREEN	992263	28.45	L
KLX110	02-09	WHITE	992264	28.45	L
KLX110 OEM Color	02-09	GREEN 05	992265	28.45	L
KX125 / 250	03-08	BLACK	992270	28.45	L
KX125 / 250	03-08	GREEN	992271	28.45	L
KX125 / 250	93-02	BLACK	992262	28.45	L
KX125 / 250 OEM Color	03-08	GREEN 05	992272	28.45	L
KX125 / 250 OEM Color	93-02	GREEN	992263	28.45	L
KX250F	04-08	BLACK	992270	28.45	L
KX250F	04-08	GREEN	992271	28.45	L
KX250F	09-12	WHITE	992273	28.45	L
KX250F	09-12	BLACK	992274	28.45	L
KX250F	13-16	WHITE	992275	28.45	L
KX250F	13-16	BLACK	992276	28.45	L
KX250F OEM Color	04-08	GREEN 05	992272	28.45	L
KX250F OEM Color	09-12	GREEN 05	992278	28.45	L
KX250F OEM Color	13-16	GREEN 05	992277	28.45	L
KX450F	06-08	BLACK	992270	28.45	L

MODEL	YEAR	COLOR	PART #		
<b>KAWASAKI CONTINUED</b>					
KX450F	06-08	GREEN	992271	28.45	L
KX450F	09-12	WHITE	992273	28.45	L
KX450F	09-12	BLACK	992274	28.45	L
KX450F	16-	WHITE	993454	28.45	L
KX450F	16-	BLACK	993455	28.45	L
KX450F	13-15	WHITE	992275	28.45	L
KX450F	13-15	BLACK	992276	28.45	L
KX450F OEM Color	06-08	GREEN 05	992272	28.45	L
KX450F OEM Color	09-12	GREEN 05	992278	28.45	L
KX450F OEM Color	16-	GREEN 05	993453	28.45	L
KX450F OEM Color	13-15	GREEN 05	992277	28.45	L
KX500	92-04	BLACK	992262	28.45	L
KX500 OEM Color	92-04	GREEN	992263	28.45	L
KX65 OEM Color	00-16	GREEN 05	992279	28.45	L
KX85/100	14-16	WHITE	992266	28.45	L
KX85/100	14-16	BLACK	992267	28.45	L
KX85/100 OEM Color	01-13	GREEN 05	992268	28.45	L
KX85/100 OEM Color	14-16	GREEN 05	992269	28.45	L
<b>KTM</b>					
KTM 105 SX OEM Color	04-	ORANGE KTM	992404	28.45	L
KTM 105 SX OEM Color	06-11	ORANGE KTM	992404	28.45	L
KTM 125 / 250 SX	07-12	BLACK	992405	28.45	L
KTM 125 / 250 SX	00-06	BLACK	992407	28.45	L
KTM 125 / 250 SX	07-12	WHITE KTM	992406	28.45	L
KTM 125 / 250 SX OEM Color	00-06	ORANGE KTM	992410	28.45	L
KTM 125 / 250 SX OEM Color	07-12	ORANGE KTM	992411	28.45	L
KTM 125 SX	13-15	WHITE KTM	992408	28.45	L
KTM 125 SX	13-15	BLACK	992409	28.45	L
KTM 125 SX OEM Color	13-15	ORANGE KTM	992412	28.45	L
KTM 125/200/250/300 EXC	08-13	BLACK	992405	28.45	L
KTM 125/200/250/300 EXC	08-13	WHITE KTM	992406	28.45	L
KTM 125/200/250/300 EXC	00-07	BLACK	992407	28.45	L
KTM 125/200/250/300 EXC	14-16	WHITE KTM	992408	28.45	L
KTM 125/200/250/300 EXC	14-16	BLACK	992409	28.45	L
KTM 125/200/250/300 EXC OEM Color	08-13	ORANGE KTM	992411	28.45	L
KTM 125/200/250/300 EXC OEM Color	00-07	ORANGE KTM	992410	28.45	L

MODEL	YEAR	COLOR	PART #		
<b>KTM CONTINUED</b>					
KTM 125/200/250/300 EXC OEM Color	14-16	ORANGE KTM	992412	28.45	L
KTM 150 SX	09-12	BLACK	992405	28.45	L
KTM 150 SX	09-12	WHITE KTM	992406	28.45	L
KTM 150 SX	13-15	WHITE KTM	992408	28.45	L
KTM 150 SX	13-15	BLACK	992409	28.45	L
KTM 150 SX OEM Color	09-12	ORANGE KTM	992411	28.45	L
KTM 150 SX OEM Color	13-15	ORANGE KTM	992412	28.45	L
KTM 150 XC	10-12	BLACK	992405	28.45	L
KTM 150 XC	10-12	WHITE KTM	992406	28.45	L
KTM 150 XC	13-15	WHITE KTM	992408	28.45	L
KTM 150 XC	13-15	BLACK	992409	28.45	L
KTM 150 XC OEM Color	10-12	ORANGE KTM	992411	28.45	L
KTM 150 XC OEM Color 13-15	13-15	ORANGE KTM	992412	28.45	L
KTM 200 MXC	98-03	BLACK	992407	28.45	L
KTM 200 MXC OEM Color	98-03	ORANGE KTM	992410	28.45	L
KTM 200 SX	03-04	BLACK	992407	28.45	L
KTM 200 SX OEM Color	03-04	ORANGE KTM	992410	28.45	L
KTM 200 XC	06-07	BLACK	992407	28.45	L
KTM 200 XC	08-09	BLACK	992409	28.45	L
KTM 200 XC	08-09	WHITE KTM	992408	28.45	L
KTM 200 XC OEM Color	06-07	ORANGE KTM	992410	28.45	L
KTM 200 XC OEM Color	08-09	ORANGE KTM	992412	28.45	L
KTM 250 / 380 MXC	00-01	BLACK	992407	28.45	L
KTM 250 / 380 MXC OEM Color	00-01	ORANGE KTM	992410	28.45	L
KTM 250 EXC-F	08-13	BLACK	992405	28.45	L
KTM 250 EXC-F	06-07	BLACK	992407	28.45	L
KTM 250 EXC-F	08-13	WHITE KTM	992406	28.45	L
KTM 250 EXC-F	14-15	BLACK	992409	28.45	L
KTM 250 EXC-F	14-15	WHITE KTM	992408	28.45	L
KTM 250 EXC-F OEM Color	14-15	ORANGE KTM	992412	28.45	L
KTM 250 EXC-F OEM Color	06-07	ORANGE KTM	992410	28.45	L
KTM 250 EXC-F OEM Color	08-13	ORANGE KTM	992411	28.45	L
KTM 250 SX	13-16	WHITE KTM	992408	28.45	L
KTM 250 SX	13-16	BLACK	992409	28.45	L
KTM 250 SX OEM Color	13-16	ORANGE KTM	992412	28.45	L
KTM 250 SX-F	05-06	BLACK	992407	28.45	L
KTM 250 SX-F	07-12	BLACK	992405	28.45	L

- accessories
- body**
- handlebar & grips
- cables & levers
- exhaust
- engine
- fuel & intake
- electrical & ignition
- clutch
- drive
- bearings
- brakes
- steering & suspension
- tires
- tools & shop

- accessories
- body
- handlebar & grips
- cables & levers
- exhaust
- engine
- fuel & intake
- electrical & ignition
- clutch
- drive
- bearings
- brakes
- steering & suspension
- tires
- tools & shop

MODEL	YEAR	COLOR	PART #			
<b>KTM CONTINUED</b>						
KTM 250 SX-F	07-12	WHITE KTM	<b>992406</b>	<b>28.45</b>	L	
KTM 250 SX-F	13-15	WHITE KTM	<b>992408</b>	<b>28.45</b>	L	
KTM 250 SX-F	13-15	BLACK	<b>992409</b>	<b>28.45</b>	L	
KTM 250 SX-F OEM Color	05-06	ORANGE KTM	<b>992410</b>	<b>28.45</b>	L	
KTM 250 SX-F OEM Color	07-12	ORANGE KTM	<b>992411</b>	<b>28.45</b>	L	
KTM 250 SX-F OEM Color	13-15	ORANGE KTM	<b>992412</b>	<b>28.45</b>	L	
KTM 250 XC-F	07-	BLACK	<b>992407</b>	<b>28.45</b>	L	
KTM 250 XC-F	08-12	BLACK	<b>992405</b>	<b>28.45</b>	L	
KTM 250 XC-F	08-12	WHITE KTM	<b>992406</b>	<b>28.45</b>	L	
KTM 250 XC-F	13-15	WHITE KTM	<b>992408</b>	<b>28.45</b>	L	
KTM 250 XC-F	13-15	BLACK	<b>992409</b>	<b>28.45</b>	L	
KTM 250 XC-F OEM Color	07-	ORANGE KTM	<b>992410</b>	<b>28.45</b>	L	
KTM 250 XC-F OEM Color	13-15	ORANGE KTM	<b>992412</b>	<b>28.45</b>	L	
KTM 250 XC-F OEM Color	08-12	ORANGE KTM	<b>992411</b>	<b>28.45</b>	L	
KTM 250/300 XC	06-07	BLACK	<b>992407</b>	<b>28.45</b>	L	
KTM 250/300 XC	08-12	BLACK	<b>992405</b>	<b>28.45</b>	L	
KTM 250/300 XC	08-12	WHITE KTM	<b>992406</b>	<b>28.45</b>	L	
KTM 250/300 XC	13-16	WHITE KTM	<b>992408</b>	<b>28.45</b>	L	
KTM 250/300 XC	13-16	BLACK	<b>992409</b>	<b>28.45</b>	L	
KTM 250/300 XC OEM Color	06-07	ORANGE KTM	<b>992410</b>	<b>28.45</b>	L	
KTM 250/300 XC OEM Color	08-12	ORANGE KTM	<b>992411</b>	<b>28.45</b>	L	
KTM 250/300 XC OEM Color	13-16	ORANGE KTM	<b>992412</b>	<b>28.45</b>	L	
KTM 300 MXC	00-05	BLACK	<b>992407</b>	<b>28.45</b>	L	
KTM 300 MXC OEM Color	00-05	ORANGE KTM	<b>992410</b>	<b>28.45</b>	L	
KTM 350 EXC-F	12-13	BLACK	<b>992405</b>	<b>28.45</b>	L	
KTM 350 EXC-F	14-15	WHITE KTM	<b>992408</b>	<b>28.45</b>	L	
KTM 350 EXC-F	14-15	BLACK	<b>992409</b>	<b>28.45</b>	L	
KTM 350 EXC-F OEM Color	12-13	ORANGE KTM	<b>992411</b>	<b>28.45</b>	L	
KTM 350 EXC-F OEM Color	14-15	ORANGE KTM	<b>992412</b>	<b>28.45</b>	L	
KTM 350 EXC-F Six Days Limited Edition 2012	12-13	WHITE KTM	<b>992406</b>	<b>28.45</b>	L	
KTM 350 SX-F	11-12	BLACK	<b>992405</b>	<b>28.45</b>	L	
KTM 350 SX-F	11-12	WHITE KTM	<b>992406</b>	<b>28.45</b>	L	
KTM 350 SX-F	13-15	WHITE KTM	<b>992408</b>	<b>28.45</b>	L	
KTM 350 SX-F	13-15	BLACK	<b>992409</b>	<b>28.45</b>	L	
KTM 350 SX-F OEM Color 13-14	13-15	ORANGE KTM	<b>992412</b>	<b>28.45</b>	L	
KTM 350 SX-F OEM Color 2011/2012	11-12	ORANGE KTM	<b>992411</b>	<b>28.45</b>	L	

MODEL	YEAR	COLOR	PART #			
<b>KTM CONTINUED</b>						
KTM 350 XC-F	11-12	BLACK	<b>992405</b>	<b>28.45</b>	L	
KTM 350 XC-F	13-15	WHITE KTM	<b>992408</b>	<b>28.45</b>	L	
KTM 350 XC-F	13-15	BLACK	<b>992409</b>	<b>28.45</b>	L	
KTM 350 XC-F	11-12	WHITE KTM	<b>992406</b>	<b>28.45</b>	L	
KTM 350 XC-F OEM Color	11-12	ORANGE KTM	<b>992411</b>	<b>28.45</b>	L	
KTM 350 XC-F OEM Color	13-15	ORANGE KTM	<b>992412</b>	<b>28.45</b>	L	
KTM 380 EXC	00-02	BLACK	<b>992407</b>	<b>28.45</b>	L	
KTM 380 EXC OEM Color	00-02	ORANGE KTM	<b>992410</b>	<b>28.45</b>	L	
KTM 380 MXC	00-01	BLACK	<b>992407</b>	<b>28.45</b>	L	
KTM 380 MXC OEM Color	00-01	ORANGE KTM	<b>992410</b>	<b>28.45</b>	L	
KTM 380 SX	00-02	BLACK	<b>992407</b>	<b>28.45</b>	L	
KTM 380 SX OEM Color	00-02	ORANGE KTM	<b>992410</b>	<b>28.45</b>	L	
KTM 400 EXC	09-11	BLACK	<b>992405</b>	<b>28.45</b>	L	
KTM 400 EXC	09-11	WHITE KTM	<b>992406</b>	<b>28.45</b>	L	
KTM 400 EXC OEM Color	09-11	ORANGE KTM	<b>992411</b>	<b>28.45</b>	L	
KTM 450 EXC	07-	BLACK	<b>992407</b>	<b>28.45</b>	L	
KTM 450 EXC	08-13	BLACK	<b>992405</b>	<b>28.45</b>	L	
KTM 450 EXC	08-13	WHITE KTM	<b>992406</b>	<b>28.45</b>	L	
KTM 450 EXC	14-16	WHITE KTM	<b>992408</b>	<b>28.45</b>	L	
KTM 450 EXC	14-16	BLACK	<b>992409</b>	<b>28.45</b>	L	
KTM 450 EXC OEM Color	07-	ORANGE KTM	<b>992410</b>	<b>28.45</b>	L	
KTM 450 EXC OEM Color	08-13	ORANGE KTM	<b>992411</b>	<b>28.45</b>	L	
KTM 450 EXC OEM Color 14-15	14-16	ORANGE KTM	<b>992412</b>	<b>28.45</b>	L	
KTM 450 SX-F	07-12	BLACK	<b>992405</b>	<b>28.45</b>	L	
KTM 450 SX-F	07-12	WHITE KTM	<b>992406</b>	<b>28.45</b>	L	
KTM 450 SX-F	13-15	WHITE KTM	<b>992408</b>	<b>28.45</b>	L	
KTM 450 SX-F	13-15	BLACK	<b>992409</b>	<b>28.45</b>	L	
KTM 450 SX-F OEM Color	07-12	ORANGE KTM	<b>992411</b>	<b>28.45</b>	L	
KTM 450 SX-F OEM Color	13-15	ORANGE KTM	<b>992412</b>	<b>28.45</b>	L	
KTM 450 XC-F	13-15	WHITE KTM	<b>992408</b>	<b>28.45</b>	L	
KTM 450 XC-F	13-15	BLACK	<b>992409</b>	<b>28.45</b>	L	
KTM 450 XC-F OEM Color	13-15	ORANGE KTM	<b>992412</b>	<b>28.45</b>	L	
KTM 450/505 XC-F	08-09	BLACK	<b>992405</b>	<b>28.45</b>	L	
KTM 450/505 XC-F	08-09	WHITE KTM	<b>992406</b>	<b>28.45</b>	L	
KTM 450/505 XC-F OEM Color	08-09	ORANGE KTM	<b>992411</b>	<b>28.45</b>	L	
KTM 450/525 SX	06-	BLACK	<b>992407</b>	<b>28.45</b>	L	
KTM 450/525 SX OEM Color	06-	ORANGE KTM	<b>992410</b>	<b>28.45</b>	L	



MODEL	YEAR	COLOR	PART #		
<b>KTM CONTINUED</b>					
KTM 450/525 XC	07-	BLACK	<b>992407</b>	<b>28.45</b>	L
KTM 450/525 XC OEM Color	07-	ORANGE KTM	<b>992410</b>	<b>28.45</b>	L
KTM 500 EXC	12-13	BLACK	<b>992405</b>	<b>28.45</b>	L
KTM 500 EXC	14-16	BLACK	<b>992409</b>	<b>28.45</b>	L
KTM 500 EXC Six Days 14/15 Lmt'd Ed	14-16	WHITE KTM	<b>992408</b>	<b>28.45</b>	L
KTM 500 EXC Six Days Limited Edition 2012/2013	12-13	WHITE KTM	<b>992406</b>	<b>28.45</b>	L
KTM 500 EXC OEM Color	12-13	ORANGE KTM	<b>992411</b>	<b>28.45</b>	L
KTM 500 EXC OEM Color 14-15	14-16	ORANGE KTM	<b>992412</b>	<b>28.45</b>	L
KTM 505 SX-F	07-08	BLACK	<b>992405</b>	<b>28.45</b>	L
KTM 505 SX-F	07-08	WHITE KTM	<b>992406</b>	<b>28.45</b>	L
KTM 505 SX-F OEM color	07-08	ORANGE KTM	<b>992411</b>	<b>28.45</b>	L
KTM 525 EXC	03-07	BLACK	<b>992407</b>	<b>28.45</b>	L
KTM 525 EXC OEM Color	03-07	ORANGE KTM	<b>992410</b>	<b>28.45</b>	L
KTM 530 EXC	09-11	BLACK	<b>992405</b>	<b>28.45</b>	L
KTM 530 EXC	09-11	WHITE KTM	<b>992406</b>	<b>28.45</b>	L
KTM 530 EXC OEM Color	09-11	ORANGE KTM	<b>992411</b>	<b>28.45</b>	L
KTM 65 SX	09-11	WHITE KTM	<b>992413</b>	<b>28.45</b>	L
KTM 65 SX	16-	WHITE KTM	<b>993185</b>	<b>28.45</b>	L
KTM 65 SX	12-15	WHITE KTM	<b>992414</b>	<b>28.45</b>	L
KTM 65 SX OEM Color	02-08	ORANGE KTM	<b>992415</b>	<b>28.45</b>	L
KTM 65 SX OEM Color	09-11	ORANGE KTM	<b>992417</b>	<b>28.45</b>	L
KTM 65 SX OEM Color	12-15	ORANGE KTM	<b>992416</b>	<b>28.45</b>	L
KTM 65 SX OEM Color (new orange)	16-	ORANGE KTM16	<b>993184</b>	<b>28.45</b>	L
KTM 65 XC	09-	WHITE KTM	<b>992413</b>	<b>28.45</b>	L
KTM 65 XC OEM Color	08-	ORANGE KTM	<b>992415</b>	<b>28.45</b>	L
KTM 65 XC OEM Color	09-	ORANGE KTM	<b>992417</b>	<b>28.45</b>	L
KTM 85 SX	13-16	WHITE KTM	<b>992418</b>	<b>28.45</b>	L
KTM 85 SX	13-16	BLACK	<b>992419</b>	<b>28.45</b>	L
KTM 85 SX OEM Color	03-12	ORANGE KTM	<b>992404</b>	<b>28.45</b>	L
KTM 85 SX OEM Color	13-16	ORANGE KTM	<b>992420</b>	<b>28.45</b>	L
KTM 85/105 XC OEM Color	08-09	ORANGE KTM	<b>992404</b>	<b>28.45</b>	L
KTM SX125/150; SX-F250/350/450; XC-F250/350/450	16-	WHITE KTM	<b>993187</b>	<b>28.45</b>	L

MODEL	YEAR	COLOR	PART #		
<b>KTM CONTINUED</b>					
KTM SX125/150; SX-F250/350/450; XC-F250/350/450	16-	BLACK	<b>993188</b>	<b>28.45</b>	L
KTM SX125/150; SX-F250/350/450; XC-F250/350/450 OEM Color (new orange)	16-	ORANGE KTM16	<b>993186</b>	<b>28.45</b>	L
<b>SUZUKI</b>					
DR-Z110	03-06	WHITE	<b>992264</b>	<b>28.45</b>	L
RM100	03-06	BLACK	<b>992511</b>	<b>28.45</b>	L
RM125 / 250	01-08	BLACK	<b>992512</b>	<b>28.45</b>	L
RM125 / 250 OEM Color	01-08	YELLOW RM01	<b>992514</b>	<b>28.45</b>	L
RM125 / 250 OEM Color	89-00	YELLOW	<b>992513</b>	<b>28.45</b>	L
RM65 OEM Color 03-05	03-05	YELLOW RM01	<b>992517</b>	<b>28.45</b>	L
RM85 OEM Color	02-16	YELLOW RM01	<b>992518</b>	<b>28.45</b>	L
RMZ250	04-06	BLACK	<b>992270</b>	<b>28.45</b>	L
RMZ250	07-09	BLACK	<b>992512</b>	<b>28.45</b>	L
RMZ250	10-16	BLACK	<b>992519</b>	<b>28.45</b>	L
RMZ250	10-16	WHITE	<b>992520</b>	<b>28.45</b>	L
RMZ250 OEM Color	04-06	YELLOW RM01	<b>992521</b>	<b>28.45</b>	L
RMZ250 OEM Color	07-09	YELLOW RM01	<b>992514</b>	<b>28.45</b>	L
RMZ250 OEM Color	10-16	YELLOW RM01	<b>992522</b>	<b>28.45</b>	L
RMZ450	05-07	BLACK	<b>992512</b>	<b>28.45</b>	L
RMZ450	08-16	BLACK	<b>992519</b>	<b>28.45</b>	L
RMZ450	08-16	WHITE	<b>992520</b>	<b>28.45</b>	L
RMZ450 OEM Color	05-07	YELLOW RM01	<b>992514</b>	<b>28.45</b>	L
RMZ450 OEM Color 2008-15	08-16	YELLOW RM01	<b>992522</b>	<b>28.45</b>	L
<b>YAMAHA</b>					
WR250F	01-05	BLACK	<b>992608</b>	<b>28.45</b>	L
WR250F	06-14	BLACK	<b>992609</b>	<b>28.45</b>	L
WR250F	06-14	WHITE	<b>992611</b>	<b>28.45</b>	L
WR250F	15-16	BLACK	<b>992618</b>	<b>28.45</b>	L
WR250F	15-16	WHITE	<b>992619</b>	<b>28.45</b>	L
WR250F not drilled OEM Color	01-05	BLUE YAM98	<b>992612</b>	<b>28.45</b>	L
WR250F OEM Color	01-05	BLUE YAM98	<b>992613</b>	<b>28.45</b>	L
WR250F OEM Color	06-14	BLUE YAM98	<b>992614</b>	<b>28.45</b>	L
WR250F OEM Color	15-16	BLUE YAM98	<b>992620</b>	<b>28.45</b>	L
WR250Z	92-97	BLUE YAM98	<b>992615</b>	<b>28.45</b>	L
WR250Z not drilled	92-97	WHITE	<b>992616</b>	<b>28.45</b>	L
WR250Z not drilled	92-97	BLACK	<b>992617</b>	<b>28.45</b>	L

- accessories
- body**
- handlebar & grips
- cables & levers
- exhaust
- engine
- fuel & intake
- electrical & ignition
- clutch
- drive
- bearings
- brakes
- steering & suspension
- tires
- tools & shop

- accessories
- body
- handlebar & grips
- cables & levers
- exhaust
- engine
- fuel & intake
- electrical & ignition
- clutch
- drive
- bearings
- brakes
- steering & suspension
- tires
- tools & shop

MODEL	YEAR	COLOR	PART #		
<b>YAMAHA CONTINUED</b>					
WR400F	98-99	BLUE YAM98	<b>992615</b>	<b>28.45</b>	L
WR400F	00-02	BLACK	<b>992608</b>	<b>28.45</b>	L
WR400F not drilled	98-99	WHITE	<b>992616</b>	<b>28.45</b>	L
WR400F not drilled	98-99	BLACK	<b>992617</b>	<b>28.45</b>	L
WR400F not drilled OEM Color	00-02	BLUE YAM98	<b>992612</b>	<b>28.45</b>	L
WR400F OEM Color	00-02	BLUE YAM98	<b>992613</b>	<b>28.45</b>	L
WR450F	03-05	BLACK	<b>992608</b>	<b>28.45</b>	L
WR450F	06-11	BLACK	<b>992609</b>	<b>28.45</b>	L
WR450F	06-11	WHITE	<b>992611</b>	<b>28.45</b>	L
WR450F	12-16	WHITE	<b>992619</b>	<b>28.45</b>	L
WR450F	12-16	BLACK	<b>992618</b>	<b>28.45</b>	L
WR450F OEM Color	03-05	BLUE YAM98	<b>992613</b>	<b>28.45</b>	L
WR450F OEM Color	06-11	BLUE YAM98	<b>992614</b>	<b>28.45</b>	L
WR450F OEM Color 12-15	12-16	BLUE YAM98	<b>992620</b>	<b>28.45</b>	L
YZ125/250	00-05	BLACK	<b>992608</b>	<b>28.45</b>	L
YZ125/250	06-14	BLACK	<b>992609</b>	<b>28.45</b>	L
YZ125/250	06-14	WHITE	<b>992611</b>	<b>28.45</b>	L
YZ125/250	15-16	BLACK	<b>992618</b>	<b>28.45</b>	L
YZ125/250	15-16	BLUE YAM98	<b>992620</b>	<b>28.45</b>	L
YZ125/250 not drilled	92-99	WHITE	<b>992616</b>	<b>28.45</b>	L
YZ125/250 not drilled	92-99	BLACK	<b>992617</b>	<b>28.45</b>	L
YZ125/250 not drilled OEM Color	00-05	BLUE YAM98	<b>992612</b>	<b>28.45</b>	L
YZ125/250 OEM Color	92-99	BLUE YAM98	<b>992615</b>	<b>28.45</b>	L
YZ125/250 OEM Color	15-16	WHITE	<b>992619</b>	<b>28.45</b>	L
YZ125/250 OEM Color 00-05	00-05	BLUE YAM98	<b>992613</b>	<b>28.45</b>	L
YZ125/250 OEM Color 06-14	06-14	BLUE YAM98	<b>992614</b>	<b>28.45</b>	L
YZ250F	01-05	BLACK	<b>992608</b>	<b>28.45</b>	L
YZ250F	01-05	BLUE YAM98	<b>992613</b>	<b>28.45</b>	L
YZ250F	06-09	BLACK	<b>992609</b>	<b>28.45</b>	L

MODEL	YEAR	COLOR	PART #		
<b>YAMAHA CONTINUED</b>					
YZ250F	06-09	WHITE	<b>992611</b>	<b>28.45</b>	L
YZ250F	10-16	BLACK	<b>992618</b>	<b>28.45</b>	L
YZ250F IPD	06-09	BLUE YAM98	<b>992621</b>	<b>47.95</b>	L
YZ250F IPD	06-09	WHITE	<b>992622</b>	<b>47.95</b>	L
YZ250F not drilled OEM Color 01-05	01-05	BLUE YAM98	<b>992612</b>	<b>28.45</b>	L
YZ250F OEM Color 06-09	06-09	BLUE YAM98	<b>992614</b>	<b>28.45</b>	L
YZ250F OEM Color 10-16	10-16	BLUE YAM98	<b>992620</b>	<b>28.45</b>	L
YZ250F OEM Color Limited Edition	10-16	WHITE	<b>992619</b>	<b>28.45</b>	L
YZ250FX	15-16	WHITE	<b>992619</b>	<b>28.45</b>	L
YZ250FX	15-16	BLACK	<b>992618</b>	<b>28.45</b>	L
YZ250FX OEM Color	15-16	BLUE YAM98	<b>992620</b>	<b>28.45</b>	L
YZ426F	01-02	BLACK	<b>992608</b>	<b>28.45</b>	L
YZ426F not drilled OEM Color	01-02	BLUE YAM98	<b>992612</b>	<b>28.45</b>	L
YZ426F OEM Color	01-02	BLUE YAM98	<b>992613</b>	<b>28.45</b>	L
YZ450F	03-05	BLACK	<b>992608</b>	<b>28.45</b>	L
YZ450F	06-09	BLACK	<b>992609</b>	<b>28.45</b>	L
YZ450F	06-09	WHITE	<b>992611</b>	<b>28.45</b>	L
YZ450F	10-16	BLACK	<b>992618</b>	<b>28.45</b>	L
YZ450F IPD	06-09	BLUE YAM98	<b>992621</b>	<b>47.95</b>	L
YZ450F IPD	06-09	WHITE	<b>992622</b>	<b>47.95</b>	L
YZ450F not drilled OEM Color 03-05	03-05	BLUE YAM98	<b>992612</b>	<b>28.45</b>	L
YZ450F OEM Color	03-05	BLUE YAM98	<b>992613</b>	<b>28.45</b>	L
YZ450F OEM Color 06-09	06-09	BLUE YAM98	<b>992614</b>	<b>28.45</b>	L
YZ450F OEM Color 10-16	10-16	BLUE YAM98	<b>992620</b>	<b>28.45</b>	L
YZ450F OEM Color Limited Edition	10-16	WHITE	<b>992619</b>	<b>28.45</b>	L
YZ80 OEM Color	93-01	BLUE YAM98	<b>992623</b>	<b>28.45</b>	L
YZ85 OEM Color 02-14	02-14	BLUE YAM98	<b>992623</b>	<b>28.45</b>	L
YZ85 OEM Color 15	15-16	BLUE YAM98	<b>993114</b>	<b>28.45</b>	L

# Polisport®

**REAR FENDERS**



- accessories
- body**
- handlebar & grips
- cables & levers
- exhaust
- engine
- fuel & intake
- electrical & ignition
- clutch
- drive
- bearings
- brakes
- steering & suspension
- tires
- tools & shop

MODEL	YEAR	COLOR	PART #	
<b>HONDA</b>				
CR125R	02-07	BLACK	992163	33.95 L
CR125R	02-07	RED CR04	992164	33.95 L
CR125R OEM Color	98-99	FLUO RED	992165	33.95 L
CR125R OEM Color	00-01	RED CR00	992167	33.95 L
CR125R OEM Color	02-07	RED CR00	992168	33.95 L
CR125R OEM Color	93-97	FLUO RED	992166	33.95 L
CR250R	02-07	BLACK	992163	33.95 L
CR250R	02-07	RED CR04	992164	33.95 L
CR250R OEM Color	97-99	FLUO RED	992165	33.95 L
CR250R OEM Color	00-01	RED CR00	992167	33.95 L
CR250R OEM Color	02-07	RED CR00	992168	33.95 L
CR250R OEM Color	92-96	FLUO RED	992166	33.95 L
CR500R OEM Color	85-90	RED	993364	33.95 L
CR80R OEM Color	96-02	RED CR04	992169	33.95 L
CR85R OEM Color	03-07	RED CR04	992169	33.95 L
CRF110F	13-16	BLACK	992171	33.95 L
CRF110F	13-16	RED CR04	992170	33.95 L
CRF110F OEM Color	13-16	WHITE	992172	33.95 L
CRF150R	07-16	WHITE	992173	33.95 L
CRF150R OEM Color	07-16	RED CR04	992174	33.95 L
CRF230F	15-	RED CR04	993115	33.95 L
CRF230F	15-	BLACK	993116	33.95 L
CRF230F OEM Color	15-	WHITE	993117	33.95 L
CRF250R	04-05	WHITE	992175	33.95 L
CRF250R	06-07	WHITE	992176	33.95 L
CRF250R	06-07	BLACK	992177	33.95 L
CRF250R	08-09	BLACK	992178	33.95 L
CRF250R	10-13	RED CR04	992179	33.95 L
CRF250R	10-13	BLACK	992180	33.95 L
CRF250R	14-16	RED CR04	992181	33.95 L
CRF250R	14-16	BLACK	992182	33.95 L
CRF250R OEM Color	04-05	RED CR04	992183	33.95 L
CRF250R OEM Color	06-07	RED CR04	992184	33.95 L
CRF250R OEM Color	10-13	WHITE	992187	33.95 L
CRF250R OEM Color	14-16	WHITE	992188	33.95 L
CRF250R OEM Color 08	08-09	RED CR04	992185	33.95 L
CRF250R OEM Color 09	08-09	WHITE	992186	33.95 L

MODEL	YEAR	COLOR	PART #	
<b>HONDA CONTINUED</b>				
CRF450R	02-04	WHITE	992189	33.95 L
CRF450R	05-08	WHITE	992191	33.95 L
CRF450R	05-08	BLACK	992192	33.95 L
CRF450R	09-12	RED CR04	992179	33.95 L
CRF450R	09-12	BLACK	992180	33.95 L
CRF450R	13-16	BLACK	992182	33.95 L
CRF450R	13-16	RED CR04	992181	33.95 L
CRF450R OEM Color	02-04	RED CR04	992190	33.95 L
CRF450R OEM Color	05-08	RED CR04	992193	33.95 L
CRF450R OEM Color	09-12	WHITE	992187	33.95 L
CRF450R OEM Color	13-16	WHITE	992188	33.95 L
CRF50F OEM Color 04-13	04-16	RED CR04	992195	21.45 L
XR250R OEM Color	96-04	WHITE	992196	33.95 L
XR400R OEM Color	96-04	WHITE	992196	33.95 L
<b>KAWASAKI</b>				
KLX110	02-09	WHITE	992323	33.95 L
KLX110 OEM Color	02-09	GREEN 05	992324	33.95 L
KX125 / 250	99-02	BLACK	992330	33.95 L
KX125 / 250	03-08	BLACK	992331	33.95 L
KX125 / 250 OEM Color	94-98	GREEN	992332	33.95 L
KX125 / 250 OEM Color	99-02	GREEN	992333	33.95 L
KX125 / 250 OEM Color	03-08	GREEN 05	992334	33.95 L
KX250F	06-08	BLACK	992335	33.95 L
KX250F	09-12	WHITE	992336	33.95 L
KX250F	09-12	BLACK	992337	33.95 L
KX250F	13-16	GREEN 05	992338	33.95 L
KX250F OEM Color 14-15	13-16	WHITE	992341	33.95 L
KX250F OEM Color	04-05	GREEN 05	992339	33.95 L
KX250F OEM Color	06-08	GREEN 05	992340	33.95 L
KX250F OEM Color	09-12	GREEN 05	992343	33.95 L
KX250F OEM Color 13	13-16	BLACK	992342	33.95 L
KX450F	06-08	BLACK	992335	33.95 L
KX450F	09-11	WHITE	992336	33.95 L
KX450F	09-11	BLACK	992337	33.95 L

MODEL	YEAR	COLOR	PART #	
<b>KAWASAKI CONTINUED</b>				
KX450F	12-15	BLACK	992342	33.95 L
KX450F	16-	WHITE	993457	33.95 L
KX450F	16-	BLACK	993458	33.95 L
KX450F OEM Color	06-08	GREEN 05	992340	33.95 L
KX450F OEM Color	09-11	GREEN 05	992343	33.95 L
KX450F OEM Color	16-	GREEN 05	993456	33.95 L
KX450F OEM Color 12	12-15	GREEN 05	992338	33.95 L
KX450F OEM Color 13-15	12-15	WHITE	992341	33.95 L
KX500 OEM Color	92-02	GREEN 05	992332	33.95 L
KX65 OEM Color 12/16	00-16	GREEN 05	992324	33.95 L
KX65 OEM Color 13-14	00-16	WHITE	992323	33.95 L
KX85/100	14-16	GREEN 05	992326	33.95 L
KX85/100	14-16	BLACK	992327	33.95 L
KX85/100 OEM Color	01-13	WHITE	992328	33.95 L
KX85/100 OEM Colors	14-16	WHITE	992325	33.95 L
KX85/100 OEM Color 12	01-13	GREEN 05	992329	33.95 L
<b>KTM</b>				
KTM 105 SX	04-	ORANGE KTM	992465	77.45 L
KTM 105 SX	06-11	ORANGE KTM	992465	77.45 L
KTM 105 SX OEM Color	04-	WHITE KTM	992466	77.45 L
KTM 105 SX OEM Color	06-11	WHITE KTM	992466	77.45 L
KTM 125 / 250 SX	07-10	WHITE KTM	992471	77.45 L
KTM 125 / 200 / 250 / 300 EXC w/out side panels	98-03	BLACK	992472	33.95 L
KTM 125 / 200 / 250 / 300 EXC	04-07	BLACK	992467	77.45 L
KTM 125 / 200 / 250 / 300 EXC	08-11	BLACK	992468	77.45 L
KTM 125 / 200 / 250 / 300 EXC OEM Color	04-07	ORANGE KTM	992469	77.45 L
KTM 125 / 200 / 250 / 300 EXC OEM Color 08-10	08-11	ORANGE KTM	992470	77.45 L
KTM 125 / 200 / 250 / 300 EXC OEM Color 11	08-11	WHITE KTM	992471	77.45 L
KTM 125 / 200 / 250 / 300 EXC w/out side panels	12-16	WHITE KTM	992473	33.95 L
KTM 125 / 200 / 250 / 300 EXC w/out side panels	12-16	BLACK	992474	33.95 L
KTM 125 / 200 / 250 / 300 EXC w/out side panels OEM Color	98-03	ORANGE KTM	992475	33.95 L

MODEL	YEAR	COLOR	PART #	
<b>KTM CONTINUED</b>				
KTM 125 / 200 / 250 / 300 EXC w/out side panels OEM Color	12-16	ORANGE KTM	992476	33.95 L
KTM 125 / 250 SX	03-06	BLACK	992467	77.45 L
KTM 125 / 250 SX	07-10	BLACK	992468	77.45 L
KTM 125 / 250 SX OEM Color	03-06	ORANGE KTM	992469	77.45 L
KTM 125 / 250 SX OEM Color	07-10	ORANGE KTM	992470	77.45 L
KTM 125 / 250 SX w/ out side panels	11-15	BLACK	992474	33.95 L
KTM 125 / 250 SX w/ out side panels	98-02	ORANGE KTM	992475	33.95 L
KTM 125 / 250 SX w/ out side panels OEM Color	98-02	BLACK	992472	33.95 L
KTM 125 / 250 SX w/ out side panels OEM Color 11-12	11-15	WHITE KTM	992473	33.95 L
KTM 125 / 250 SX w/ out side panels OEM Color 13-15	11-15	ORANGE KTM	992476	33.95 L
KTM 150 SX	09-10	BLACK	992468	77.45 L
KTM 150 SX	09-10	WHITE KTM	992471	77.45 L
KTM 150 SX OEM Color 2009/2010	09-10	ORANGE KTM	992470	77.45 L
KTM 150 SX w/out side panels	11-15	BLACK	992474	33.95 L
KTM 150 SX w/out side panels OEM Color 11-12	11-15	WHITE KTM	992473	33.95 L
KTM 150 SX w/out side panels OEM Color 13-15	11-15	ORANGE KTM	992476	33.95 L
KTM 150 XC	10-	BLACK	992468	77.45 L
KTM 150 XC	10-	WHITE KTM	992471	77.45 L
KTM 150 XC OEM Color	10-	ORANGE KTM	992470	77.45 L
KTM 150 XC w/out side panels	11-15	BLACK	992474	33.95 L
KTM 150 XC w/out side panels OEM Color 11-12	11-15	WHITE KTM	992473	33.95 L
KTM 150 XC w/out side panels OEM Color 13-15	11-15	ORANGE KTM	992476	33.95 L
KTM 200 MXC w/out side panels	98-03	BLACK	992472	33.95 L
KTM 200 MXC w/ out side panels OEM Color	98-03	ORANGE KTM	992475	33.95 L
KTM 200 SX	03-04	BLACK	992467	77.45 L
KTM 200 SX	02-	ORANGE KTM	992475	33.95 L
KTM 200 SX OEM Color	03-04	ORANGE KTM	992469	77.45 L
KTM 200 SX OEM Color	02-	BLACK	992472	33.95 L
KTM 200 XC	06-07	BLACK	992467	77.45 L



## REAR FENDERS CONTINUED

MODEL	YEAR	COLOR	PART #	
<b>KTM CONTINUED</b>				
KTM 200 XC	08-09	BLACK	992468	77.45 L
KTM 200 XC	08-09	WHITE KTM	992471	77.45 L
KTM 200 XC OEM Color	06-07	ORANGE KTM	992469	77.45 L
KTM 200 XC OEM Color	08-09	ORANGE KTM	992470	77.45 L
KTM 250 / 300 XC	06-07	BLACK	992467	77.45 L
KTM 250 / 300 XC	08-10	BLACK	992468	77.45 L
KTM 250 / 300 XC	08-10	WHITE KTM	992471	77.45 L
KTM 250 / 300 XC OEM Color	06-07	ORANGE KTM	992469	77.45 L
KTM 250 / 300 XC OEM Color	08-10	ORANGE KTM	992470	77.45 L
KTM 250 / 300 XC w/ out side panels	11-16	BLACK	992474	33.95 L
KTM 250 / 300 XC w/ out side panels OEM Color 11-12	11-16	WHITE KTM	992473	33.95 L
KTM 250 / 300 XC w/ out side panels OEM Color 13-15	11-16	ORANGE KTM	992476	33.95 L
KTM 250 EXC-F	06-07	BLACK	992467	77.45 L
KTM 250 EXC-F	08-11	BLACK	992468	77.45 L
KTM 250 EXC-F OEM Color	06-07	ORANGE KTM	992469	77.45 L
KTM 250 EXC-F OEM Color 08-10	08-11	ORANGE KTM	992470	77.45 L
KTM 250 EXC-F OEM Color 11	08-11	WHITE KTM	992471	77.45 L
KTM 250 EXC-F w/ out side panels	12-16	WHITE KTM	992473	33.95 L
KTM 250 EXC-F w/ out side panels	12-16	BLACK	992474	33.95 L
KTM 250 EXC-F w/ out side panels OEM Color 12-15	12-16	ORANGE KTM	992476	33.95 L
KTM 250 MXC w/out side panels	98-01	BLACK	992472	33.95 L
KTM 250 MXC w/ out side panels OEM Color	98-01	ORANGE KTM	992475	33.95 L
KTM 250 SX w/out side panels	11-16	BLACK	992474	33.95 L
KTM 250 SX w/out side panels OEM Color 11-12	11-16	WHITE KTM	992473	33.95 L
KTM 250 SX w/out side panels OEM Color 13-15	11-16	ORANGE KTM	992476	33.95 L
KTM 250 SX-F	05-06	BLACK	992467	77.45 L
KTM 250 SX-F	07-10	BLACK	992468	77.45 L
KTM 250 SX-F	07-10	WHITE KTM	992471	77.45 L
KTM 250 SX-F OEM Color	05-06	ORANGE KTM	992469	77.45 L
KTM 250 SX-F OEM Color	07-10	ORANGE KTM	992470	77.45 L
KTM 250 SX-F w/out side panels	11-15	BLACK	992474	33.95 L

MODEL	YEAR	COLOR	PART #	
<b>KTM CONTINUED</b>				
KTM 250 SX-F w/ out side panels OEM Color 11-12	11-15	WHITE KTM	992473	33.95 L
KTM 250 SX-F w/ out side panels OEM Color 13-15	11-15	ORANGE KTM	992476	33.95 L
KTM 250 XC-F	07-	BLACK	992467	77.45 L
KTM 250 XC-F	08-09	BLACK	992468	77.45 L
KTM 250 XC-F	08-09	WHITE KTM	992471	77.45 L
KTM 250 XC-F OEM Color	07-	ORANGE KTM	992469	77.45 L
KTM 250 XC-F OEM Color	08-09	ORANGE KTM	992470	77.45 L
KTM 250 XC-F w/out side panels	11-15	BLACK	992474	33.95 L
KTM 250 XC-F w/ out side panels OEM Color 11-12	11-15	WHITE KTM	992473	33.95 L
KTM 250 XC-F w/ out side panels OEM Color 13-15	11-15	ORANGE KTM	992476	33.95 L
KTM 300 MXC	04-05	BLACK	992467	77.45 L
KTM 300 MXC OEM Color 04-05	04-05	ORANGE KTM	992469	77.45 L
KTM 300 MXC w/out side panels	98-03	BLACK	992472	33.95 L
KTM 300 MXC w/ out side panels OEM Colors	98-03	ORANGE KTM	992475	33.95 L
KTM 350 EXC-F w/ out side panels	12-16	WHITE KTM	992473	33.95 L
KTM 350 EXC-F w/ out side panels	12-16	BLACK	992474	33.95 L
KTM 350 EXC-F w/ out side panels OEM Color 12-15	12-16	ORANGE KTM	992476	33.95 L
KTM 350 SX-F w/out side panels	11-15	BLACK	992474	33.95 L
KTM 350 SX-F w/ out side panels OEM Color 11-12	11-15	WHITE KTM	992473	33.95 L
KTM 350 SX-F w/ out side panels OEM Color 13-15	11-15	ORANGE KTM	992476	33.95 L
KTM 350 XC-F w/out side panels	11-15	BLACK	992474	33.95 L
KTM 350 XC-F w/ out side panels OEM Color 11-12	11-15	WHITE KTM	992473	33.95 L
KTM 350 XC-F w/ out side panels OEM Color 13-15	11-15	ORANGE KTM	992476	33.95 L
KTM 380 EXC w/out side panels	98-02	BLACK	992472	33.95 L
KTM 380 EXC w/ out side panels OEM Color	98-02	ORANGE KTM	992475	33.95 L
KTM 380 MXC w/out side panels	98-01	BLACK	992472	33.95 L

- accessories
- body
- handlebar & grips
- cables & levers
- exhaust
- engine
- fuel & intake
- electrical & ignition
- clutch
- drive
- bearings
- brakes
- steering & suspension
- tires
- tools & shop

- accessories
- body
- handlebar & grips
- cables & levers
- exhaust
- engine
- fuel & intake
- electrical & ignition
- clutch
- drive
- bearings
- brakes
- steering & suspension
- tires
- tools & shop

MODEL	YEAR	COLOR	PART #	
<b>KTM CONTINUED</b>				
KTM 380 MXC w/ out side panels OEM Color	98-01	ORANGE KTM	992475	33.95 L
KTM 380 SX w/out side panels	98-02	BLACK	992472	33.95 L
KTM 380 SX w/out side panels OEM Color	98-02	ORANGE KTM	992475	33.95 L
KTM 400 EXC	09-11	BLACK	992468	77.45 L
KTM 400 EXC OEM Color 09-10	09-11	ORANGE KTM	992470	77.45 L
KTM 400 EXC OEM Color 11	09-11	WHITE KTM	992471	77.45 L
KTM 450 / 525 SX	06-	BLACK	992467	77.45 L
KTM 450 / 525 SX OEM Color	06-	ORANGE KTM	992469	77.45 L
KTM 450 / 525 XC	07-	BLACK	992467	77.45 L
KTM 450 / 525 XC OEM Color	07-	ORANGE KTM	992469	77.45 L
KTM 450 EXC	07-	BLACK	992467	77.45 L
KTM 450 EXC	08-11	BLACK	992468	77.45 L
KTM 450 EXC OEM Color	07-	ORANGE KTM	992469	77.45 L
KTM 450 EXC OEM Color 09-10	08-11	ORANGE KTM	992470	77.45 L
KTM 450 EXC OEM Color 11	08-11	WHITE KTM	992471	77.45 L
KTM 450 EXC w/out side panels	12-16	WHITE KTM	992473	33.95 L
KTM 450 EXC w/out side panels	12-16	BLACK	992474	33.95 L
KTM 450 EXC w/ out side panels OEM Color	12-16	ORANGE KTM	992476	33.95 L
KTM 450 SX-F	07-10	BLACK	992468	77.45 L
KTM 450 SX-F	07-10	WHITE KTM	992471	77.45 L
KTM 450 SX-F OEM Color	07-10	ORANGE KTM	992470	77.45 L
KTM 450 SX-F w/out side panels	11-15	BLACK	992474	33.95 L
KTM 450 SX-F w/ out side panels OEM Color 11-12	11-15	WHITE KTM	992473	33.95 L
KTM 450 SX-F w/ out side panels OEM Color 13-15	11-15	ORANGE KTM	992476	33.95 L
KTM 450 XC-F w/out side panels	13-15	BLACK	992474	33.95 L
KTM 450 XC-F w/out side panels	13-15	WHITE KTM	992473	33.95 L
KTM 450 XC-F w/ out side panels OEM Color	13-15	ORANGE KTM	992476	33.95 L
KTM 450/505 XC-F	08-09	BLACK	992468	77.45 L
KTM 450/505 XC-F	08-09	WHITE KTM	992471	77.45 L
KTM 450/505 XC-F OEM Color	08-09	ORANGE KTM	992470	77.45 L
KTM 500 EXC w/out side panels	12-16	BLACK	992474	33.95 L

MODEL	YEAR	COLOR	PART #	
<b>KTM CONTINUED</b>				
KTM 500 EXC w/ out side panels OEM Color 12-15	12-16	ORANGE KTM	992476	33.95 L
KTM 500 EXC w/ out side panels Six Days Limited Edition 2012/2013	12-16	WHITE KTM	992473	33.95 L
KTM 505 SX-F	07-08	BLACK	992468	77.45 L
KTM 505 SX-F	07-08	WHITE KTM	992471	77.45 L
KTM 505 SX-F OEM Color	07-08	ORANGE KTM	992470	77.45 L
KTM 525 EXC	04-07	BLACK	992467	77.45 L
KTM 525 EXC OEM Color	04-07	ORANGE KTM	992469	77.45 L
KTM 525 EXC w/out side panels	03-	BLACK	992472	33.95 L
KTM 525 EXC w/ out side panels OEM Color	03-	ORANGE KTM	992475	33.95 L
KTM 530 EXC	09-11	BLACK	992468	77.45 L
KTM 530 EXC OEM Color 09-10	09-11	ORANGE KTM	992470	77.45 L
KTM 530 EXC OEM Color 11	09-11	WHITE KTM	992471	77.45 L
KTM 65 SX OEM Color	02-08	ORANGE KTM	992477	77.45 L
KTM 65 SX OEM Color	16-	WHITE KTM	993189	77.45 L
KTM 65 SX OEM Color 11-12	09-15	WHITE KTM	992479	77.45 L
KTM 65 SX OEM Color 13-15	09-15	ORANGE KTM	992478	77.45 L
KTM 65 XC	09-	WHITE KTM	992479	77.45 L
KTM 65 XC OEM Color	08-	ORANGE KTM	992477	77.45 L
KTM 65 XC OEM Color	09-	ORANGE KTM	992478	77.45 L
KTM 85 SX	03-12	WHITE KTM	992466	77.45 L
KTM 85 SX w/out side panels	13-15	BLACK	992481	33.95 L
KTM 85 SX w/out side panels	13-15	WHITE KTM	992480	33.95 L
KTM 85 SX w/out side panels OEM Color	13-15	ORANGE KTM	992482	33.95 L
KTM 85 SX OEM Color	03-12	ORANGE KTM	992465	77.45 L
KTM 85/105 XC	08-09	WHITE KTM	992466	77.45 L
KTM 85/105 XC OEM Color 08-09	08-09	ORANGE KTM	992465	77.45 L
KTM SX125/150; SX-F250/350/450; XC-F250/350/450	16-	BLACK	993192	33.95 L
KTM SX125/150; SX-F250/350/450; XC-F250/350/450 (new orange)	16-	ORANGE KTM16	993190	33.95 L

MODEL	YEAR	COLOR	PART #	
<b>KTM CONTINUED</b>				
KTM SX125/150; SX-F250/350/450; XC-F250/350/450 OEM (new orange)	16-	WHITE KTM	<b>993191</b>	<b>33.95 L</b>
<b>SUZUKI</b>				
DR-Z110	03-06	WHITE	<b>992323</b>	<b>33.95 L</b>
DR-Z110 OEM Color	03-06	YELLOW RM01	<b>992554</b>	<b>33.95 L</b>
RM125 / 250	01-08	BLACK	<b>992555</b>	<b>33.95 L</b>
RM125 / 250 OEM Color	96-00	YELLOW	<b>992556</b>	<b>33.95 L</b>
RM125 / 250 OEM Color	01-08	YELLOW RM01	<b>992557</b>	<b>33.95 L</b>
RM65	03-05	WHITE	<b>992323</b>	<b>33.95 L</b>
RM65 OEM Color	03-05	YELLOW RM01	<b>992554</b>	<b>33.95 L</b>
RM85 OEM Color	02-16	BLACK	<b>993483</b>	<b>33.95 L</b>
RM85 OEM Color	02-15	YELLOW RM01	<b>992558</b>	<b>33.95 L</b>
RMZ250 OEM Color	04-06	YELLOW RM01	<b>992561</b>	<b>33.95 L</b>
RMZ250 OEM Color	07-09	YELLOW RM01	<b>992563</b>	<b>33.95 L</b>
RMZ250 OEM Color 10-12	10-16	YELLOW RM01	<b>992564</b>	<b>33.95 L</b>
RMZ250 OEM Color 13-16	10-16	BLACK	<b>992562</b>	<b>33.95 L</b>
RMZ450 OEM Color	05-07	YELLOW RM01	<b>992567</b>	<b>33.95 L</b>
RMZ450 OEM Color 08-12	08-16	YELLOW RM01	<b>992569</b>	<b>33.95 L</b>
RMZ450 OEM Color 13-16	08-16	BLACK	<b>992568</b>	<b>33.95 L</b>
<b>YAMAHA</b>				
WR250F	01-02	WHITE	<b>992670</b>	<b>33.95 L</b>
WR250F OEM Color	01-02	BLUE YAM98	<b>992671</b>	<b>33.95 L</b>
WR250F OEM Color 10-12	07-14	BLUE YAM98	<b>992672</b>	<b>33.95 L</b>
WR250F OEM Color 13-14	07-14	WHITE	<b>992673</b>	<b>33.95 L</b>
WR400F	98-02	WHITE	<b>992670</b>	<b>33.95 L</b>
WR400F OEM Color	98-02	BLUE YAM98	<b>992671</b>	<b>33.95 L</b>
WR426F	01-02	WHITE	<b>992670</b>	<b>33.95 L</b>
WR426F OEM Color	01-02	BLUE YAM98	<b>992671</b>	<b>33.95 L</b>
WR450F OEM Color 07-12/15	07-15	BLUE YAM98	<b>992672</b>	<b>33.95 L</b>
WR450F OEM Color 13-14	07-15	WHITE	<b>992673</b>	<b>33.95 L</b>
YFZ450	04-08	WHITE	<b>992695</b>	<b>197.95 L</b>
YFZ450	04-08	BLACK	<b>992696</b>	<b>197.95 L</b>
YFZ450	04-08	BLUE YAM 98	<b>992697</b>	<b>197.95 L</b>
YZ125/250	96-01	WHITE	<b>992670</b>	<b>33.95 L</b>
YZ125/250	02-14	BLACK	<b>992674</b>	<b>33.95 L</b>

MODEL	YEAR	COLOR	PART #	
<b>YAMAHA CONTINUED</b>				
YZ125/250	15-16	WHITE	<b>993118</b>	<b>33.95 L</b>
YZ125/250	15-16	BLACK	<b>993119</b>	<b>33.95 L</b>
YZ125/250 OEM Color	96-01	BLUE YAM98	<b>992671</b>	<b>33.95 L</b>
YZ125/250 OEM Color	15-16	BLUE YAM98	<b>993120</b>	<b>33.95 L</b>
YZ125/250 OEM Color 02-12	02-14	BLUE YAM98	<b>992675</b>	<b>33.95 L</b>
YZ125/250 OEM Color 13-14	02-14	WHITE	<b>992676</b>	<b>33.95 L</b>
YZ250F	01-02	WHITE	<b>992670</b>	<b>33.95 L</b>
YZ250F	06-09	BLACK	<b>992677</b>	<b>33.95 L</b>
YZ250F	06-09	WHITE	<b>992679</b>	<b>33.95 L</b>
YZ250F	10-13	BLACK	<b>992680</b>	<b>33.95 L</b>
YZ250F	14-16	WHITE	<b>992682</b>	<b>33.95 L</b>
YZ250F	14-16	BLACK	<b>992683</b>	<b>33.95 L</b>
YZ250F IPD	06-09	BLUE YAM98	<b>992681</b>	<b>50.45 L</b>
YZ250F OEM Color	01-02	BLUE YAM98	<b>992671</b>	<b>33.95 L</b>
YZ250F OEM Color	03-05	BLUE YAM98	<b>992684</b>	<b>33.95 L</b>
YZ250F OEM Color	14-16	BLUE YAM98	<b>992688</b>	<b>33.95 L</b>
YZ250F OEM Color & Limited Edition	10-13	WHITE	<b>992685</b>	<b>33.95 L</b>
YZ250F OEM Color 06-09	06-09	BLUE YAM98	<b>992686</b>	<b>33.95 L</b>
YZ250F OEM Color 10-12	10-13	BLUE YAM98	<b>992687</b>	<b>33.95 L</b>
YZ400F	98-99	WHITE	<b>992670</b>	<b>33.95 L</b>
YZ400F OEM Color	98-99	BLUE YAM98	<b>992671</b>	<b>33.95 L</b>
YZ426F	01-02	WHITE	<b>992670</b>	<b>33.95 L</b>
YZ426F OEM Color	01-02	BLUE YAM98	<b>992671</b>	<b>33.95 L</b>
YZ450F	06-09	BLACK	<b>992677</b>	<b>33.95 L</b>
YZ450F	06-09	WHITE	<b>992679</b>	<b>33.95 L</b>
YZ450F	10-13	BLACK	<b>992689</b>	<b>47.45 L</b>
YZ450F	14-16	WHITE	<b>992682</b>	<b>33.95 L</b>
YZ450F	14-16	BLACK	<b>992683</b>	<b>33.95 L</b>
YZ450F IPD	06-09	BLUE YAM98	<b>992681</b>	<b>50.45 L</b>
YZ450F OEM Color	03-05	BLUE YAM98	<b>992684</b>	<b>33.95 L</b>
YZ450F OEM Color	14-16	BLUE YAM98	<b>992688</b>	<b>33.95 L</b>
YZ450F OEM Color & Limited Edition	10-13	WHITE	<b>992690</b>	<b>47.45 L</b>
YZ450F OEM Color 06-09	06-09	BLUE YAM98	<b>992686</b>	<b>33.95 L</b>
YZ450F OEM Color 2010-2012	10-13	BLUE YAM98	<b>992691</b>	<b>47.45 L</b>
YZ80 OEM Color	93-01	BLUE YAM98	<b>992692</b>	<b>33.95 L</b>
YZ85 OEM Color 05-12/15-16	02-16	BLUE YAM98	<b>992694</b>	<b>33.95 L</b>
YZ85 OEM Color 13-14	02-16	WHITE	<b>992693</b>	<b>33.95 L</b>

- accessories
- body
- handlebar & grips
- cables & levers
- exhaust
- engine
- fuel & intake
- electrical & ignition
- clutch
- drive
- bearings
- brakes
- steering & suspension
- tires
- tools & shop

## COMPLETE KITS



- accessories
- body
- handlebar & grips
- cables & levers
- exhaust
- engine
- fuel & intake
- electrical & ignition
- clutch
- drive
- bearings
- brakes
- steering & suspension
- tires
- tools & shop

MODEL	STYLE	YEAR	COLOR	PART #	
<b>HONDA</b>					
CR125R	MX Complete Kit	04-07	BLACK	992923	155.45 L
CR125R OEM Color	MX Complete Kit	98-99	OEM COLOR	992925	155.45 L
CR125R OEM Color	MX Complete Kit	00-01	OEM COLOR	992926	155.45 L
CR125R OEM Color	MX Complete Kit	04-07	OEM COLOR	992927	155.45 L
CR125R OEM Color	MX Complete Kit	02-03	OEM COLOR	993148	155.45 L
CR125R OEM Color 95-96	MX Complete Kit	95-97	OEM COLOR	992924	155.45 L
CR150R	MX Complete Kit	07-16	WHITE	992928	155.45 L
CR150R OEM Color	MX Complete Kit	07-16	OEM COLOR	992930	155.45 L
CR250R	MX Complete Kit	04-07	BLACK	992923	155.45 L
CR250R OEM Color	MX Complete Kit	97-99	OEM COLOR	992925	155.45 L
CR250R OEM Color	MX Complete Kit	00-01	OEM COLOR	992926	155.45 L
CR250R OEM Color	MX Complete Kit	04-07	OEM COLOR	992927	155.45 L
CR250R OEM Color	MX Complete Kit	95-96	OEM COLOR	992924	155.45 L
CR250R OEM Color	MX Complete Kit	02-03	OEM COLOR	993148	155.45 L
CR85R OEM Color	MX Complete Kit	03-07	OEM COLOR	992974	155.45 L
CRF110F	MX Complete Kit	13-16	WHITE	992931	155.45 L
CRF110F	MX Complete Kit	13-16	BLACK	992932	155.45 L
CRF110F OEM Color	MX Complete Kit	13-16	OEM COLOR	992933	155.45 L
CRF250R	MX Complete Kit	06-07	WHITE	992934	155.45 L
CRF250R	MX Complete Kit	08-	WHITE	992935	155.45 L
CRF250R	MX Complete Kit	08-	BLACK	992936	155.45 L
CRF250R	MX Complete Kit	10-	WHITE	992937	175.45 L

MODEL	STYLE	YEAR	COLOR	PART #	
<b>HONDA CONTINUED</b>					
CRF250R	MX Complete Kit	10-	BLACK	992938	175.45 L
CRF250R	MX Complete Kit	11-13	WHITE	992940	175.45 L
CRF250R	MX Complete Kit	11-13	BLACK	992941	175.45 L
CRF250R	MX Complete Kit	11-13	RED CR04	992942	175.45 L
CRF250R	MX Complete Kit	14-16	WHITE	992964	175.45 L
CRF250R	Enduro Complete Kit	14-16	WHITE	992962	265.95 L
CRF250R	Enduro Complete Kit	14-16	BLACK	992963	265.95 L
CRF250R	MX Complete Kit	14-16	BLACK	992965	175.45 L
CRF250R	MX Complete Kit	14-16	RED CR04	993150	175.45 L
CRF250R OEM Color	MX Complete Kit	14-16	OEM COLOR	992960	175.45 L
CRF250R OEM Color	Enduro Complete Kit	14-16	OEM COLOR	992961	265.95 L
CRF250R OEM Color	MX Complete Kit	04-05	OEM COLOR	992943	155.45 L
CRF250R OEM Color	MX Complete Kit	06-07	OEM COLOR	992944	155.45 L
CRF250R OEM Color	MX Complete Kit	08-	OEM COLOR	992945	155.45 L
CRF250R OEM Color	MX Complete Kit	09-	OEM COLOR	992946	155.45 L
CRF250R OEM Color	MX Complete Kit	10-	OEM COLOR	992947	175.45 L
CRF250R OEM Color	Enduro Complete Kit	10-	OEM COLOR	992948	265.95 L
CRF250R OEM Color	MX Complete Kit	11-13	OEM COLOR	992949	175.45 L
CRF450R	MX Complete Kit	13-16	RED CR04	993150	175.45 L
CRF450R	MX Complete Kit	09-10	WHITE	992937	175.45 L
CRF450R	MX Complete Kit	09-10	BLACK	992938	175.45 L
CRF450R	MX Complete Kit	11-12	WHITE	992940	175.45 L



MODEL	STYLE	YEAR	COLOR	PART #		
<b>HONDA CONTINUED</b>						
CRF450R	MX Complete Kit	11-12	BLACK	992941	175.45	L
CRF450R	MX Complete Kit	11-12	RED CR04	992942	175.45	L
CRF450R	MX Complete Kit	13-16	WHITE	992964	175.45	L
CRF450R	MX Complete Kit	13-16	BLACK	992965	175.45	L
CRF450R	Enduro Complete Kit	13-16	WHITE	992962	265.95	L
CRF450R	Enduro Complete Kit	13-16	BLACK	992963	265.95	L
CRF450R OEM Color	MX Complete Kit	13-16	OEM COLOR	992960	175.45	L
CRF450R OEM Color	Enduro Complete Kit	13-16	OEM COLOR	992961	265.95	L
CRF450R OEM Color	MX Complete Kit	04-	OEM COLOR	992966	155.45	L
CRF450R OEM Color	MX Complete Kit	05-06	OEM COLOR	992967	155.45	L
CRF450R OEM Color	MX Complete Kit	07-	OEM COLOR	992968	155.45	L
CRF450R OEM Color	MX Complete Kit	08-	OEM COLOR	992969	155.45	L
CRF450R OEM Color	MX Complete Kit	02-03	OEM COLOR	992970	155.45	L
CRF450R OEM Color	MX Complete Kit	09-10	OEM COLOR	992947	175.45	L
CRF450R OEM Color	Enduro Complete Kit	09-10	OEM COLOR	992948	265.95	L
CRF450R OEM Color	MX Complete Kit	11-12	OEM COLOR	992949	175.45	L
CRF50F OEM Color	MX Complete Kit	04-16	OEM COLOR	992973	92.45	L
<b>KAWASAKI</b>						
KLX110 OEM Color	MX Complete Kit	02-09	OEM COLOR	992977	155.45	L
KX125 / 250 OEM Color	MX Complete Kit	96-98	OEM COLOR	992997	155.45	L
KX125 / 250 OEM Color	MX Complete Kit	99-02	OEM COLOR	992998	155.45	L
KX125 / 250 OEM Color	MX Complete Kit	03-08	OEM COLOR	992999	155.45	L
KX250F	MX Complete Kit	09-12	BLACK	993003	153.45	L
KX250F	MX Complete Kit	13-16	WHITE	993005	162.45	L
KX250F	MX Complete Kit	13-16	BLACK	993006	162.45	L
KX250F OEM Color	MX Complete Kit	04-05	OEM COLOR	993007	155.45	L
KX250F OEM Color	MX Complete Kit	06-08	OEM COLOR	993008	162.45	L
KX250F OEM Color	MX Complete Kit	13-16	OEM COLOR	993449	162.45	L
KX250F OEM Color	MX Complete Kit	09-12	OEM COLOR	993009	153.45	L

MODEL	STYLE	YEAR	COLOR	PART #		
<b>KAWASAKI CONTINUED</b>						
KX250F OEM Color 09	MX Complete Kit	09-12	OEM COLOR	993010	153.45	L
KX250F OEM Color 10-11	MX Complete Kit	09-12	OEM COLOR	993011	153.45	L
KX250F OEM Color 13	MX Complete Kit	13-16	OEM COLOR	993012	162.45	L
KX250F OEM Color 14-15	MX Complete Kit	13-16	OEM COLOR	993448	162.45	L
KX450F	MX Complete Kit	16-	OEM COLOR	993450	162.45	L
KX450F	MX Complete Kit	16-	WHITE	993451	162.45	L
KX450F	MX Complete Kit	16-	BLACK	993452	162.45	L
KX450F	MX Complete Kit	12-12	BLACK	993019	162.45	L
KX450F	MX Complete Kit	13-15	BLACK	993022	162.45	L
KX450F OEM Color	MX Complete Kit	13-15	OEM COLOR	993026	162.45	L
KX450F OEM Color 08	MX Complete Kit	06-08	OEM COLOR	993023	162.45	L
KX450F OEM Color 11-10	MX Complete Kit	09-11	OEM COLOR	993024	153.45	L
KX450F OEM Color 12	MX Complete Kit	12-12	OEM COLOR	993025	162.45	L
KX65 OEM Color 11-12	MX Complete Kit	00-16	OEM COLOR	993029	155.45	L
KX65 OEM Color 13-15	MX Complete Kit	00-16	OEM COLOR	993027	155.45	L
KX85	MX Complete Kit	14-16	WHITE	993445	155.45	L
KX85	MX Complete Kit	14-16	BLACK	993446	155.45	L
KX85 OEM Color	MX Complete Kit	01-13	OEM COLOR	993031	155.45	L
KX85 OEM Color	MX Complete Kit	14-16	OEM COLOR	993447	155.45	L
KX85 OEM Color 09-10	MX Complete Kit	01-13	OEM COLOR	993032	155.45	L
KX85 OEM Color 11-12	MX Complete Kit	01-13	OEM COLOR	993033	155.45	L
KX85 OEM Color 14-15	MX Complete Kit	14-16	OEM COLOR	993444	155.45	L
<b>KTM</b>						
65 SX	MX Complete Kit	12-15	WHITE KTM	992909	171.45	L
65 SX OEM Color 12	MX Complete Kit	12-15	OEM COLOR	992912	171.45	L
65 SX OEM Color 13-15	MX Complete Kit	12-15	OEM COLOR	992911	171.45	L

- accessories
- body
- handlebar & grips
- cables & levers
- exhaust
- engine
- fuel & intake
- electrical & ignition
- clutch
- drive
- bearings
- brakes
- steering & suspension
- tires
- tools & shop

- accessories
- body
- handlebar & grips
- cables & levers
- exhaust
- engine
- fuel & intake
- electrical & ignition
- clutch
- drive
- bearings
- brakes
- steering & suspension
- tires
- tools & shop

MODEL	STYLE	YEAR	COLOR	PART #	
<b>KTM CONTINUED</b>					
65 SX (NO side panels or airbox)	MX Complete Kit	16-	WHITE KTM	993172	164.45 L
65 SX (includes side panels with airbox)	MX Complete Kit	16-	WHITE KTM	993171	233.45 L
65 SX OEM Color	MX Complete Kit	02-08	OEM COLOR	992915	155.45 L
65 SX OEM Color	MX Complete Kit	09-11	OEM COLOR	992916	171.45 L
65 SX OEM Color (NO side panels or airbox)	MX Complete Kit	16-	OEM COLOR	993170	164.45 L
65 SX OEM Color (includes side panels with airbox)	MX Complete Kit	16-	OEM COLOR	993169	233.45 L
85 SX	MX Complete Kit	13-16	WHITE KTM	992917	155.45 L
85 SX	MX Complete Kit	13-16	BLACK	992918	155.45 L
85 SX OEM Color	MX Complete Kit	13-16	OEM COLOR	993174	155.45 L
85 SX OEM Color 06-10	MX Complete Kit	06-12	OEM COLOR	992920	155.45 L
85 SX OEM Color 11-12	MX Complete Kit	06-12	OEM COLOR	992921	155.45 L
85 SX OEM Color 13-14	MX Complete Kit	13-16	OEM COLOR	992922	155.45 L
85 SX OEM Color 15	MX Complete Kit	13-16	OEM COLOR	993173	155.45 L
KTM EXC/EXC-F	Enduro Complete Kit	08-11	BLACK	992989	228.95 L
KTM EXC/EXC-F	Enduro Complete Kit	08-11	BLACK	992979	228.95 L
KTM EXC/EXC-F	Enduro Complete Kit	12-13	WHITE KTM	992981	228.95 L
KTM EXC/EXC-F	Enduro Complete Kit	12-13	BLACK	992982	228.95 L
KTM EXC/EXC-F OEM Color	Enduro Complete Kit	12-13	OEM COLOR	992996	228.95 L
Standard kit for KTM EXC/EXC-F	Enduro Standard Kit	04-	BLACK	992978	155.45 L
Standard kit for KTM EXC/EXC-F	Enduro Standard Kit	05-07	BLACK	992983	155.45 L
Standard kit for KTM EXC/EXC-F	Enduro Standard Kit	08-11	BLACK	992984	155.45 L
Standard kit for KTM EXC/EXC-F	Enduro Standard Kit	12-13	WHITE KTM	992985	155.45 L

MODEL	STYLE	YEAR	COLOR	PART #	
<b>KTM CONTINUED</b>					
Standard kit for KTM EXC/EXC-F OEM Color	Enduro Standard Kit	01-02	OEM COLOR	992990	155.45 L
Standard kit for KTM EXC/EXC-F OEM Color	Enduro Standard Kit	03-	OEM COLOR	992991	155.45 L
Standard kit for KTM EXC/EXC-F OEM Color	Enduro Standard Kit	04-	OEM COLOR	992992	155.45 L
Standard kit for KTM EXC/EXC-F OEM Color	Enduro Standard Kit	05-07	OEM COLOR	992993	155.45 L
Standard kit for KTM EXC/EXC-F OEM Color	Enduro Standard Kit	12-13	OEM COLOR	992987	155.45 L
Standard kit for KTM EXC/EXC-F OEM Color 10	Enduro Standard Kit	08-11	OEM COLOR	992995	155.45 L
Standard kit for KTM EXC/EXC-F OEM Color 11	Enduro Standard Kit	08-11	OEM COLOR	992994	155.45 L
SX Models	MX Complete Kit	05-06	BLACK	992983	155.45 L
SX Models	MX Complete Kit	07-10	WHITE KTM	993056	155.45 L
SX Models	MX Complete Kit	07-10	BLACK	993057	155.45 L
SX Models	MX Complete Kit	13-15	WHITE	993176	174.95 L
SX Models	MX Complete Kit	13-15	BLACK	993177	174.95 L
SX Models	MX Complete Kit	03-04	BLACK	992978	155.45 L
SX Models	MX Complete Kit	11-	WHITE KTM	992985	155.45 L
SX Models	Enduro Standard Kit	11-	WHITE KTM	992985	155.45 L
SX Models	MX Complete Kit	12-	WHITE KTM	993058	155.45 L
SX Models	MX Complete Kit	13-15	WHITE KTM	993060	174.95 L
SX Models	MX Complete Kit	13-15	BLACK	993061	174.95 L
SX Models OEM Color	MX Complete Kit	01-02	OEM COLOR	992991	155.45 L
SX Models OEM Color	MX Complete Kit	03-04	OEM COLOR	992992	155.45 L
SX Models OEM Color	MX Complete Kit	05-06	OEM COLOR	992993	155.45 L
SX Models OEM Color	MX Complete Kit	11-	OEM COLOR	993062	155.45 L
SX Models OEM Color	MX Complete Kit	12-	OEM COLOR	993063	155.45 L
SX Models OEM Color	MX Complete Kit	07-10	OEM COLOR	993064	155.45 L

MODEL	STYLE	YEAR	COLOR	PART #	
<b>KTM CONTINUED</b>					
SX Models OEM Color 13-14	MX Complete Kit	13-15	OEM COLOR	<b>993066</b>	<b>174.95</b> L
SX Models OEM Color 15	MX Complete Kit	13-15	OEM COLOR	<b>993175</b>	<b>174.95</b> L
SX Models OEM Color IPD	MX Complete Kit	13-15	OEM COLOR	<b>993065</b>	<b>291.95</b> L
SX125/150; SX-F250/ 350/450; XC-F250/ 350/450 Models	MX Complete Kit	16-	OEM COLOR	<b>993181</b>	<b>174.95</b> L
SX125/150; SX-F250/ 350/450; XC-F250/ 350/450 Models	MX Complete Kit	16-	WHITE KTM	<b>993182</b>	<b>174.95</b> L
SX125/150; SX-F250/ 350/450; XC-F250/ 350/450 Models	MX Complete Kit	16-	BLACK	<b>993183</b>	<b>174.95</b> L
SX-F Models	MX Complete Kit	07-10	WHITE KTM	<b>993056</b>	<b>155.45</b> L
SX-F Models	MX Complete Kit	07-10	BLACK	<b>993057</b>	<b>155.45</b> L
SX-F Models	MX Complete Kit	13-15	WHITE	<b>993176</b>	<b>174.95</b> L
SX-F Models	MX Complete Kit	13-15	BLACK	<b>993177</b>	<b>174.95</b> L
SX-F Models	MX Complete Kit	11-12	WHITE KTM	<b>993058</b>	<b>155.45</b> L
SX-F Models	MX Complete Kit	13-15	WHITE KTM	<b>993060</b>	<b>174.95</b> L
SX-F Models	MX Complete Kit	13-15	BLACK	<b>993061</b>	<b>174.95</b> L
SX-F Models IPD	MX Complete Kit	13-15	OEM COLOR	<b>993065</b>	<b>291.95</b> L
SX-F Models OEM Color	MX Complete Kit	07-10	OEM COLOR	<b>993064</b>	<b>155.45</b> L
SX-F Models OEM Color	MX Complete Kit	11-12	OEM COLOR	<b>993063</b>	<b>155.45</b> L
SX-F Models OEM Color 13-14	MX Complete Kit	13-15	OEM COLOR	<b>993066</b>	<b>174.95</b> L
SX-F Models OEM Color 15	MX Complete Kit	13-15	OEM COLOR	<b>993175</b>	<b>174.95</b> L
XC Models	Enduro Stan- dard Kit	06-07	BLACK	<b>992983</b>	<b>155.45</b> L
XC Models	Enduro Stan- dard Kit	08-10	WHITE KTM	<b>993056</b>	<b>155.45</b> L
XC Models	Enduro Stan- dard Kit	08-10	BLACK	<b>993057</b>	<b>155.45</b> L

MODEL	STYLE	YEAR	COLOR	PART #	
<b>KTM CONTINUED</b>					
XC Models	Enduro Stan- dard Kit	13-15	WHITE	<b>993176</b>	<b>174.95</b> L
XC Models	Enduro Stan- dard Kit	13-15	BLACK	<b>993177</b>	<b>174.95</b> L
XC Models	Enduro Stan- dard Kit	12-	WHITE KTM	<b>993058</b>	<b>155.45</b> L
XC Models	Enduro Stan- dard Kit	13-15	WHITE KTM	<b>993060</b>	<b>174.95</b> L
XC Models	Enduro Stan- dard Kit	13-15	BLACK	<b>993061</b>	<b>174.95</b> L
XC Models OEM Color	Enduro Stan- dard Kit	06-07	OEM COLOR	<b>992993</b>	<b>155.45</b> L
XC Models OEM Color	Enduro Stan- dard Kit	11-	OEM COLOR	<b>993062</b>	<b>155.45</b> L
XC Models OEM Color	Enduro Stan- dard Kit	12-	OEM COLOR	<b>993063</b>	<b>155.45</b> L
XC Models OEM Color	Enduro Stan- dard Kit	08-10	OEM COLOR	<b>993064</b>	<b>155.45</b> L
XC Models OEM Color 13-14	Enduro Stan- dard Kit	13-15	OEM COLOR	<b>993066</b>	<b>174.95</b> L
XC Models OEM Color 15	Enduro Stan- dard Kit	13-15	OEM COLOR	<b>993175</b>	<b>174.95</b> L
<b>SUZUKI</b>					
DR-Z110	MX Complete Kit	03-03	WHITE	<b>992975</b>	<b>155.45</b> L
RM125 / RM 250 OEM Color	MX Complete Kit	01-08	OEM COLOR	<b>993036</b>	<b>155.45</b> L
RM125 / RM250 OEM Color	MX Complete Kit	96-98	OEM COLOR	<b>993034</b>	<b>155.45</b> L
RM125 / RM250 OEM Color	MX Complete Kit	99-00	OEM COLOR	<b>993035</b>	<b>155.45</b> L
RM65 OEM Color	MX Complete Kit	03-05	OEM COLOR	<b>993037</b>	<b>155.45</b> L
RM85 OEM Color	MX Complete Kit	02-16	OEM COLOR	<b>993361</b>	<b>155.45</b> L
RMZ250	MX Complete Kit	10-16	BLACK	<b>993040</b>	<b>153.45</b> L
RMZ250 OEM Color 13	MX Complete Kit	10-16	OEM COLOR	<b>993043</b>	<b>153.45</b> L
RMZ250 OEM Color 14 -15	MX Complete Kit	10-16	OEM COLOR	<b>993362</b>	<b>153.45</b> L
RMZ250 OEM Color	MX Complete Kit	06-06	OEM COLOR	<b>993044</b>	<b>155.45</b> L
RMZ250 OEM Color 07-08	MX Complete Kit	07-09	OEM COLOR	<b>993045</b>	<b>155.45</b> L
RMZ250 OEM Color 09	MX Complete Kit	07-09	OEM COLOR	<b>993046</b>	<b>155.45</b> L
RMZ250 OEM Color 10-12	MX Complete Kit	10-16	OEM COLOR	<b>993047</b>	<b>153.45</b> L

- accessories
- body
- handlebar & grips
- cables & levers
- exhaust
- engine
- fuel & intake
- electrical & ignition
- clutch
- drive
- bearings
- brakes
- steering & suspension
- tires
- tools & shop

- accessories
- body
- handlebar & grips
- cables & levers
- exhaust
- engine
- fuel & intake
- electrical & ignition
- clutch
- drive
- bearings
- brakes
- steering & suspension
- tires
- tools & shop

MODEL	STYLE	YEAR	COLOR	PART #	
<b>SUZUKI CONTINUED</b>					
RMZ450	MX Complete Kit	08-16	BLACK	993050	162.45 L
RMZ450 OEM Color	MX Complete Kit	05-09	OEM COLOR	993051	155.45 L
RMZ450 OEM Color	MX Complete Kit	07-	OEM COLOR	993052	155.45 L
RMZ450 OEM Color 09-12	MX Complete Kit	08-16	OEM COLOR	993054	162.45 L
RMZ450 OEM Color 13	MX Complete Kit	08-16	OEM COLOR	993055	162.45 L
RMZ450 OEM Color 14-15	MX Complete Kit	08-16	OEM COLOR	993363	162.45 L
<b>YAMAHA</b>					
WR250F OEM Color 07-12	Enduro Complete Kit	07-14	OEM COLOR	993068	224.95 L
WR250F OEM Color 13-14	Enduro Complete Kit	07-14	OEM COLOR	993069	224.95 L
WR450F OEM Color 07-11	Enduro Complete Kit	07-11	OEM COLOR	993068	224.95 L
WR450F OEM Color 12/15-16	Enduro Complete Kit	12-15	OEM COLOR	993072	219.95 L
WR450F OEM Color 13-14	Enduro Complete Kit	12-15	OEM COLOR	993073	219.95 L
YZ125/250	MX Complete Kit	06-14	WHITE	993074	155.45 L
YZ125/250	MX Complete Kit	06-14	BLACK	993075	155.45 L
YZ125/250	MX Complete Kit	15-16	WHITE	993155	155.45 L
YZ125/250	MX Complete Kit	15-16	BLACK	993156	155.45 L
YZ125/250 OEM Color	MX Complete Kit	96-99	OEM COLOR	993077	155.45 L
YZ125/250 OEM Color	MX Complete Kit	00-01	OEM COLOR	993078	155.45 L
YZ125/250 OEM Color	MX Complete Kit	02-05	OEM COLOR	993079	155.45 L
YZ125/250 OEM Color	MX Complete Kit	15-16	OEM COLOR	993154	155.45 L
YZ125/250 OEM Color 06-08/10-12	MX Complete Kit	06-14	OEM COLOR	993081	155.45 L
YZ125/250 OEM Color 13-14	MX Complete Kit	06-14	OEM COLOR	993083	155.45 L
YZ250F	MX Complete Kit	14-16	BLUE YAM98	993162	162.45 L
YZ250F	MX Complete Kit	14-16	BLUE YAM98	993162	162.45 L
YZ250F	MX Complete Kit	06-09	WHITE	993086	155.45 L
YZ250F	MX Complete Kit	06-09	BLACK	993087	155.45 L

## **Polisport** COMPLETE KITS CONTINUED

MODEL	STYLE	YEAR	COLOR	PART #	
<b>YAMAHA CONTINUED</b>					
YZ250F	MX Complete Kit	14-16	WHITE	993160	162.45 L
YZ250F	MX Complete Kit	14-16	BLACK	993161	162.45 L
YZ250F IPD	MX Complete Kit	06-09	BLUE YAM98/WHITE	993157	222.95 L
YZ250F IPD	MX Complete Kit	06-09	WHITE	993158	222.95 L
YZ250F OEM Color	MX Complete Kit	03-05	OEM COLOR	993093	155.45 L
YZ250F OEM Color	MX Complete Kit	10-13	OEM COLOR	993099	165.95 L
YZ250F OEM Color	MX Complete Kit	14-16	OEM COLOR	993159	162.45 L
YZ250F OEM Color 06-09	MX Complete Kit	06-09	OEM COLOR	993094	155.45 L
YZ250F OEM Color 11/12	MX Complete Kit	10-13	OEM COLOR	993096	165.95 L
YZ250F OEM Color Limited Edition 12-13	MX Complete Kit	10-13	OEM COLOR	993098	183.95 L
YZ450F	MX Complete Kit	06-09	WHITE	993086	155.45 L
YZ450F	MX Complete Kit	06-09	BLACK	993087	155.45 L
YZ450F	MX Complete Kit	14-16	WHITE	993160	162.45 L
YZ450F	MX Complete Kit	14-16	BLACK	993161	162.45 L
YZ450F IPD	MX Complete Kit	06-09	BLUE YAM98/WHITE	993157	222.95 L
YZ450F IPD	MX Complete Kit	06-09	WHITE	993158	222.95 L
YZ450F OEM Color	MX Complete Kit	03-05	OEM COLOR	993093	155.45 L
YZ450F OEM Color	MX Complete Kit	10-13	OEM COLOR	993106	256.95 L
YZ450F OEM Color	MX Complete Kit	14-16	OEM COLOR	993159	162.45 L
YZ450F OEM Color 06-09	MX Complete Kit	06-09	OEM COLOR	993094	155.45 L
YZ450F OEM Color 11-12	MX Complete Kit	10-13	OEM COLOR	993103	256.95 L
YZ450F OEM Color Limited Edition 11	MX Complete Kit	10-13	OEM COLOR	993104	256.95 L
YZ80 OEM Color	MX Complete Kit	93-01	OEM COLOR	993107	155.45 L
YZ85 OEM Color	MX Complete Kit	15-16	OEM COLOR	993153	155.45 L
YZ85 OEM Color 02-12	MX Complete Kit	02-14	OEM COLOR	993108	155.45 L
YZ85 OEM Color 13-14	MX Complete Kit	02-14	OEM COLOR	993152	155.45 L

**SIDE  
PANELS**



- accessories
- body**
- handlebar & grips
- cables & levers
- exhaust
- engine
- fuel & intake
- electrical & ignition
- clutch
- drive
- bearings
- brakes
- steering & suspension
- tires
- tools & shop

MODEL	YEAR	COLOR	PART #		
<b>HONDA</b>					
CR125R	95-07	BLACK	992198	50.45	L
CR125R OEM Color	98-97	WHITE	992199	50.45	L
CR125R OEM Color	00-99	WHITE	992200	50.45	L
CR125R OEM Color	02-01	WHITE	992201	50.45	L
CR125R OEM Color	02-07	WHITE	992202	50.45	L
CR250R	95-07	BLACK	992198	50.45	L
CR250R OEM Color	97-96	WHITE	992199	50.45	L
CR250R OEM Color	00-99	WHITE	992200	50.45	L
CR250R OEM Color	02-01	WHITE	992201	50.45	L
CR250R OEM Color	03-07	WHITE	992202	50.45	L
CR85R OEM Color	13-07	WHITE	992203	50.45	L
CRF110F	13-16	BLACK	992205	50.45	L
CRF110F	13-16	RED CR04	992204	50.45	L
CRF110F OEM Color	07-16	WHITE	992206	50.45	L
CRF150R OEM Color	06-16	WHITE	992207	50.45	L
CRF250R	06-09	BLACK	992208	50.45	L
CRF250R	10-09	WHITE	992209	50.45	L
CRF250R	10	BLACK	992211	50.45	L
CRF250R	10	RED CR04	992210	50.45	L
CRF250R	11-13	BLACK	992212	50.45	L
CRF250R	14-13	RED CR04	992213	50.45	L
CRF250R	14-16	RED CR04	993428	58.45	L
CRF250R	14-16	WHITE	993429	58.45	L
CRF250R	14-16	BLACK	992215	50.45	L
CRF250R	04-16	RED CR04	992214	50.45	L

MODEL	YEAR	COLOR	PART #		
<b>HONDA CONTINUED</b>					
CRF250R OEM Color	06-05	RED CR04/WHITE	992216	50.45	L
CRF250R OEM Color	10-09	RED CR04/WHITE	992217	50.45	L
CRF250R OEM Color	10	WHITE	992218	50.45	L
CRF250R OEM Color	14-13	WHITE	992219	50.45	L
CRF250R OEM Color	11-16	WHITE	992220	50.45	L
CRF250R OEM Color USA	11-13	WHITE	992222	50.45	L
CRF250R USA	11-13	BLACK	992226	50.45	L
CRF250R USA	09-13	RED CR04	992225	50.45	L
CRF450R	09-10	BLACK	992211	50.45	L
CRF450R	11-10	RED CR04	992210	50.45	L
CRF450R	11-12	BLACK	992212	50.45	L
CRF450R	13-12	RED CR04	992213	50.45	L
CRF450R	13-16	RED CR04	993428	58.45	L
CRF450R	13-16	WHITE	993429	58.45	L
CRF450R	13-16	BLACK	992215	50.45	L
CRF450R	02-16	RED CR04	992214	50.45	L
CRF450R OEM Color	05-04	WHITE	992228	50.45	L
CRF450R OEM Color	07-06	WHITE	992229	50.45	L
CRF450R OEM Color	09-08	RED CR04/WHITE	992230	50.45	L
CRF450R OEM Color	11-10	WHITE	992218	50.45	L
CRF450R OEM Color	13-12	WHITE	992219	50.45	L
CRF450R OEM Color	11-16	WHITE	992220	50.45	L

- accessories
- body
- handlebar & grips
- cables & levers
- exhaust
- engine
- fuel & intake
- electrical & ignition
- clutch
- drive
- bearings
- brakes
- steering & suspension
- tires
- tools & shop

MODEL	YEAR	COLOR	PART #		
<b>HONDA CONTINUED</b>					
CRF450R OEM Color USA	11-12	WHITE	992222	50.45	L
CRF450R USA	11-12	BLACK	992226	50.45	L
CRF450R USA	04-12	RED CR04	992225	50.45	L
CRF50F OEM Color	96-16	WHITE	992231	32.45	L
XR250R OEM Color	96-04	WHITE	992232	50.45	L
XR400R OEM Color	-04	WHITE	992232	50.45	L
<b>KAWASAKI</b>					
KLX110 OEM Color	99-09	WHITE	992346	50.45	L
KX125 / 250	03-02	BLACK	992351	50.45	L
KX125 / 250	94-08	WHITE	992352	50.45	L
KX125 / 250 OEM Color	99-98	WHITE	992353	50.45	L
KX125 / 250 OEM Color	03-02	WHITE	992354	50.45	L
KX125 / 250 OEM Color	09-08	BLACK	992355	50.45	L
KX250F	09-12	BLACK	992358	64.45	L
KX250F	06-12	WHITE	992357	64.45	L
KX250F	13-08	WHITE	992359	50.45	L
KX250F	13-16	GREEN 05	992360	50.45	L
KX250F OEM Color 14-15	04-16	WHITE	992361	50.45	L
KX250F OEM Color	06-05	WHITE	992362	50.45	L
KX250F OEM Color	09-08	BLACK	992363	50.45	L
KX250F OEM Color	13-12	GREEN 05/ BLACK	992365	64.45	L
KX250F OEM Color 13	09-16	BLACK	992364	50.45	L
KX450F	12-11	BLACK	992358	64.45	L
KX450F	12-15	BLACK	992364	50.45	L
KX450F	16-15	GREEN 05	992360	50.45	L
KX450F	16	BLACK	993465	50.45	L
KX450F	16	GREEN 05	993463	50.45	L
KX450F	06-11	GREEN 05/ BLACK	992365	64.45	L
KX450F OEM Color	09-08	WHITE	992366	50.45	L
KX450F OEM Color	16-11	WHITE	992357	64.45	L
KX450F OEM Color	16	WHITE	993464	50.45	L
KX450F OEM Color	00-15	WHITE	992361	50.45	L
KX65 OEM Color	14-16	WHITE	992346	50.45	L
KX85/100	14-16	BLACK	992348	50.45	L

MODEL	YEAR	COLOR	PART #		
<b>KAWASAKI CONTINUED</b>					
KX85/100	01-15	GREEN 05	992347	50.45	L
KX85/100 OEM Color	14-13	WHITE	992349	50.45	L
KX85/100 OEM Color	-16	WHITE	992350	50.45	L
<b>KTM</b>					
KTM 125 SX	98-03	BLACK	992485	50.45	L
KTM 125 SX OEM Color	98-03	ORANGE KTM	992486	50.45	L
KTM 125/200/250/300 EXC	98-03	BLACK	992485	50.45	L
KTM 125/200/250/300 EXC OEM Color	98-03	ORANGE KTM	992486	50.45	L
KTM 200 MXC	98-03	BLACK	992485	50.45	L
KTM 200 MXC OEM Color	02-03	ORANGE KTM	992486	50.45	L
KTM 200 SX	02	BLACK	992485	50.45	L
KTM 200 SX OEM Color	02	ORANGE KTM	992486	50.45	L
KTM 250 MXC	98-01	BLACK	992485	50.45	L
KTM 250 MXC OEM Color	98-01	ORANGE KTM	992486	50.45	L
KTM 250 SX	98-02	BLACK	992485	50.45	L
KTM 250 SX OEM Color	00-02	ORANGE KTM	992486	50.45	L
KTM 300 MXC	00-03	BLACK	992485	50.45	L
KTM 300 MXC OEM Color	98-03	ORANGE KTM	992486	50.45	L
KTM 380 EXC	98-02	ORANGE KTM	992486	50.45	L
KTM 380 EXC OEM Color	00-02	BLACK	992485	50.45	L
KTM 380 MXC	00-01	BLACK	992485	50.45	L
KTM 380 MXC OEM Color	98-01	ORANGE KTM	992486	50.45	L
KTM 380 SX	98-02	ORANGE KTM	992486	50.45	L
KTM 380 SX OEM Color	16-02	BLACK	992485	50.45	L
KTM 65 SX OEM Color (side panel with airbox)	16	WHITE KTM	993198	64.45	L
KTM SX125/150; SX-F250/350/450; XC-F250/350/450	16	BLACK	993201	50.45	L
KTM SX125/150; SX-F250/350/450; XC-F250/350/450 (new orange)	16	ORANGE KTM16	993199	50.45	L
KTM SX125/150; SX-F250/350/450; XC-F250/350/450 OEM Color (new orange)	16	WHITE KTM	993200	50.45	L
<b>SUZUKI</b>					
DR-Z110 OEM Color	03-06	WHITE	992346	50.45	L

MODEL	YEAR	COLOR	PART #		
<b>SUZUKI CONTINUED</b>					
RM100	03-06	BLACK	992572	50.45	L
RM100 OEM Color	01-06	WHITE	992349	50.45	L
RM125 / 250	01-08	BLACK	992573	50.45	L
RM125 / 250 OEM Color	96-08	WHITE	992575	50.45	L
RM125 / 250 OEM Color	03-00	WHITE	992574	50.45	L
RM65 OEM Color	02-05	WHITE	992346	50.45	L
RM85 OEM Color	02-15	WHITE	992576	50.45	L
RM85 OEM Color	10-16	YELLOW RM01	993486	50.45	L
RMZ250	04-16	BLACK	992577	50.45	L
RMZ250 OEM Color	07-06	WHITE	992362	50.45	L
RMZ250 OEM Color	10-09	WHITE	992580	50.45	L
RMZ250 OEM Color 10-12	10-16	YELLOW RM01/BLACK	992581	50.45	L
RMZ250 OEM Color 13	10-16	BLACK/WHITE	992578	50.45	L
RMZ250 OEM Color 14-16	07-16	BLACK/YELLOW	992579	50.45	L
RMZ450	07	YELLOW RM01	992583	50.45	L
RMZ450	05-16	BLACK	992585	50.45	L
RMZ450 OEM Color	07-06	WHITE	992586	50.45	L
RMZ450 OEM Color	07	WHITE	992587	50.45	L
RMZ450 OEM Color 08-13	08-16	WHITE	992588	50.45	L
RMZ450 OEM Color 14-16	-16	YELLOW RM01	993488	50.45	L
<b>YAMAHA</b>					
WR250F	15-16	BLACK	992715	64.45	L
WR250F	01-16	BLUE YAM98/BLACK	992714	64.45	L
WR250F OEM Color	15-02	WHITE	992701	50.45	L
WR250F OEM Color	07-16	WHITE/BLACK	992719	64.45	L
WR250F OEM Color 07-14	98-14	BLACK/WHITE	992702	50.45	L
WR400F OEM Color	01-02	WHITE	992701	50.45	L
WR426F OEM Color	07-02	WHITE	992701	50.45	L
WR450F OEM Color 07-11	12-11	BLACK/WHITE	992702	50.45	L
WR450F OEM Color 12-15	02-15	WHITE	992703	50.45	L
YZ125/250	02-14	BLACK	992704	50.45	L
YZ125/250	15-14	BLUE YAM98	992705	50.45	L
YZ125/250	15-16	BLACK	993390	50.45	L

MODEL	YEAR	COLOR	PART #		
<b>YAMAHA CONTINUED</b>					
YZ125/250	96-16	BLUE YAM98	993388	50.45	L
YZ125/250 OEM Color	15-01	WHITE	992706	50.45	L
YZ125/250 OEM Color	02-16	WHITE/BLACK	993389	50.45	L
YZ125/250 OEM Color 02-14	12-14	WHITE	992707	50.45	L
YZ125/250 OEM Color 12-14 USA	12-14	WHITE	992708	50.45	L
YZ125/250 USA	12-14	BLACK	992709	50.45	L
YZ125/250 USA	06-14	BLUE YAM98	992710	50.45	L
YZ250F	10-09	BLACK	992711	50.45	L
YZ250F	14-13	BLACK	992712	64.45	L
YZ250F	14-16	BLACK	992715	64.45	L
YZ250F	06-16	BLUE YAM98/BLACK	992714	64.45	L
YZ250F IPD	01-09	WHITE	992713	61.95	L
YZ250F OEM Color	03-02	WHITE	992701	50.45	L
YZ250F OEM Color	06-05	WHITE	992716	50.45	L
YZ250F OEM Color	10-09	BLACK/WHITE	992717	50.45	L
YZ250F OEM Color	14-13	BLACK/WHITE	992718	64.45	L
YZ250F OEM Color	14-16	WHITE/BLACK	992719	64.45	L
YZ250FX	14-16	BLACK	992715	64.45	L
YZ250FX	14-16	BLUE YAM98/BLACK	992714	64.45	L
YZ250FX OEM Color	98-16	WHITE/BLACK	992719	64.45	L
YZ400F OEM Color	00-99	WHITE	992701	50.45	L
YZ426F OEM Color	06-02	WHITE	992701	50.45	L
YZ450F	14-09	BLACK	992711	50.45	L
YZ450F	14-16	BLACK	992715	64.45	L
YZ450F	06-16	BLUE YAM98/BLACK	992714	64.45	L
YZ450F IPD	03-09	WHITE	992713	61.95	L
YZ450F OEM Color	10-05	WHITE	992716	50.45	L
YZ450F OEM Color	06-13	BLACK/WHITE	992720	64.45	L
YZ450F OEM Color	14-09	BLACK/WHITE	992717	50.45	L
YZ450F OEM Color	93-16	WHITE/BLACK	992719	64.45	L
YZ80 OEM Color	15-01	WHITE	992721	50.45	L
YZ85	02-16	WHITE/BLACK	993387	50.45	L
YZ85 OEM Color 05-14	-14	WHITE	992722	50.45	L

- accessories
- body
- handlebar & grips
- cables & levers
- exhaust
- engine
- fuel & intake
- electrical & ignition
- clutch
- drive
- bearings
- brakes
- steering & suspension
- tires
- tools & shop

## FRONT & REAR DISC GUARDS



- accessories
- body
- handlebar & grips
- cables & levers
- exhaust
- engine
- fuel & intake
- electrical & ignition
- clutch
- drive
- bearings
- brakes
- steering & suspension
- tires
- tools & shop

MODEL	YEAR	COLOR	PART #	
<b>HONDA (FRONT)</b>				
CR125R OEM Color	95-07	WHITE	992097	28.45 L
CR250R OEM Color	95-07	WHITE	992097	28.45 L
CR500R	95-02	WHITE	992098	28.45 L
CRF250R OEM Color	10-13	WHITE	992098	28.45 L
CRF450R OEM Color	02-08	WHITE	992097	28.45 L
CRF450R OEM Color	09-12	WHITE	992098	28.45 L

**FRONT**



**REAR**

MODEL	YEAR	COLOR	PART #	
<b>KAWASAKI (FRONT)</b>				
KX125 / 250	03-04	WHITE	992261	28.45 L
<b>SUZUKI (FRONT)</b>				
RM125 / 250	96-97	WHITE	992509	28.45 L

MODEL	YEAR	COLOR	PART #	
<b>KAWASAKI (REAR)</b>				
KX250F	06-16	WHITE	992322	29.45 L
KX450F	06-15	WHITE	992322	29.45 L
<b>YAMAHA (REAR)</b>				
YZ250F	06-09	WHITE	992669	29.45 L
YZ450F	06-09	WHITE	992669	29.45 L

## SWINGARM PROTECTOR



MODEL	YEAR	COLOR	PART #	
<b>HONDA</b>				
CR125	04-07	BLACK	993438	50.45 L
CR125	04-07	RED CR04	993439	50.45 L
CR250	04-07	BLACK	993440	50.45 L
CR250	04-07	RED CR04	993441	50.45 L
CRF250	11-16	BLACK	993381	50.45 L
CRF250	11-16	RED CR04	993382	50.45 L
CRF250R	04-	BLACK	993440	50.45 L
CRF250R	04-	RED CR04	993441	50.45 L
CRF450R	12-16	BLACK	993381	50.45 L
CRF450R	12-16	RED CR04	993382	50.45 L

MODEL	YEAR	COLOR	PART #	
<b>HUSQVARNA</b>				
TC 125/250; FC 250/350/450	14-15	BLACK	993344	50.45 L
TE 125/250; FE 250/350/450	14-16	BLACK	993344	50.45 L

MODEL	YEAR	COLOR	PART #	
<b>KAWASAKI</b>				
KX250F	12-16	BLACK	993477	50.45 L
KX250F	12-16	GREEN 05	993478	50.45 L
KX450F	12-15	BLACK	993477	50.45 L
KX450F	12-15	GREEN 05	993478	50.45 L
KX450F	16-	BLACK	993481	50.45 L
KX450F	16-	GREEN 05	993482	50.45 L

MODEL	YEAR	COLOR	PART #	
<b>KTM</b>				
KTM EXC/ EXC-F	12-16	BLACK	993346	50.45 L
KTM EXC/ EXC-F	12-16	ORANGE KTM	993347	50.45 L
KTM SX/SX-F	13-16	BLACK	993344	50.45 L
KTM SX/SX-F	13-16	ORANGE KTM	993345	50.45 L
Suzuki				
RMZ250	10-16	BLACK	993494	50.45 L
RMZ250	10-16	YELLOW RM 05	993495	50.45 L
RMZ450	10-16	BLACK	993494	50.45 L
RMZ450	10-16	YELLOW RM 05	993495	50.45 L

MODEL	YEAR	COLOR	PART #	
<b>YAMAHA</b>				
WR250F	11-13	BLACK	993414	50.45 L
WR250F	11-13	BLUE YAM98	993415	50.45 L
WR250F	15-16	BLACK	993418	50.45 L
WR250F	15-16	BLUE YAM98	993419	50.45 L
WR450F	09-16	BLACK	993414	50.45 L
WR450F	09-16	BLUE YAM98	993415	50.45 L
YZ125/250	08-16	BLACK	993414	50.45 L
YZ125/250	08-16	BLUE YAM98	993415	50.45 L
YZ250/450F	05-08	BLACK	993416	50.45 L
YZ250/450F	05-08	BLUE YAM98	993417	50.45 L
YZ250F	09-15	BLACK	993418	50.45 L
YZ250F	09-15	BLUE YAM98	993419	50.45 L
YZ450F	10-16	BLACK	993418	50.45 L
YZ450F	10-16	BLUE YAM98	993419	50.45 L



**NUMBER PLATES**



MODEL	YEAR	COLOR	PART #		
<b>HONDA</b>					
CR125R	00-03	BLACK	992119	28.45	L
CR125R	04-07	BLACK	992120	28.45	L
CR125R OEM Color	00-03	WHITE	992122	28.45	L
CR125R OEM Color	04-07	WHITE	992123	28.45	L
CR125R OEM Color	95-99	WHITE	992121	28.45	L
CR250R	00-03	BLACK	992119	28.45	L
CR250R	04-07	BLACK	992120	28.45	L
CR250R OEM Color	95-99	WHITE	992121	28.45	L
CR250R OEM Color	00-03	WHITE	992122	28.45	L
CR250R OEM Color	04-07	WHITE	992123	28.45	L
CR500R OEM Color	95-01	WHITE	992121	28.45	L
CR80R OEM Color	96-02	WHITE	992124	28.45	L
CR85R OEM Color	03-06	WHITE	992124	28.45	L
CR85R OEM Color	07-	WHITE	992125	28.45	L
CRF110F	13-16	RED CR04	992127	28.45	L
CRF110F	13-16	BLACK	992126	28.45	L
CRF110F OEM Color	13-16	WHITE	992128	28.45	L
CRF150R OEM Color	07-16	WHITE	992125	28.45	L
CRF230F	15-	RED CR04	993122	28.45	L
CRF230F	15-	BLACK	993123	28.45	L
CRF230F OEM Color	15-	WHITE	993124	28.45	L
CRF250R	04-07	BLACK	992120	28.45	L
CRF250R	08-09	BLACK	992129	28.45	L
CRF250R	10-13	BLACK	992130	28.45	L
CRF250R	10-13	RED CR04	992131	28.45	L
CRF250R	14-16	BLACK	992133	28.45	L
CRF250R	14-16	RED CR04	992132	28.45	L
CRF250R OEM Color	04-07	WHITE	992123	28.45	L
CRF250R OEM Color	08-09	WHITE	992134	28.45	L
CRF250R OEM Color	14-16	WHITE	992136	28.45	L
CRF250R OEM Color	10-13	WHITE	992135	28.45	L
CRF450R	02-03	BLACK	992119	28.45	L
CRF450R	04-07	BLACK	992120	28.45	L
CRF450R	08-	BLACK	992129	28.45	L
CRF450R	09-12	BLACK	992130	28.45	L

MODEL	YEAR	COLOR	PART #		
<b>HONDA CONTINUED</b>					
CRF450R	09-12	RED CR04	992131	28.45	L
CRF450R	13-16	RED CR04	992132	28.45	L
CRF450R	13-16	BLACK	992133	28.45	L
CRF450R OEM Color	02-03	WHITE	992122	28.45	L
CRF450R OEM Color	04-07	WHITE	992123	28.45	L
CRF450R OEM Color	08-	WHITE	992134	28.45	L
CRF450R OEM Color	13-16	WHITE	992136	28.45	L
CRF450R OEM Color	09-12	WHITE	992135	28.45	L
CRF50F OEM Color	04-16	WHITE	992137	19.95	L
<b>KAWASAKI</b>					
KLX110 OEM Color	02-09	WHITE	992280	27.95	L
KX125 / 250	03-08	BLACK	992285	27.95	L
KX125 / 250 OEM Color	96-02	WHITE	992286	27.95	L
KX125 / 250 OEM Color	03-08	WHITE	992287	27.95	L
KX250F	04-08	WHITE	992287	27.95	L
KX250F	09-12	WHITE	992288	27.95	L
KX250F	09-12	GREEN 05	992289	27.95	L
KX250F	13-16	GREEN 05	992290	27.95	L
KX250F OEM Color	04-08	BLACK	992285	27.95	L
KX250F OEM Color	09-12	BLACK	992293	27.95	L
KX250F OEM Color 13	13-16	BLACK	992292	27.95	L
KX250F OEM Color 14-15	13-16	WHITE	992291	27.95	L
KX450F	06-08	BLACK	992285	27.95	L
KX450F	09-12	BLACK	992293	27.95	L
KX450F	09-12	GREEN 05	992289	27.95	L
KX450F	16-	GREEN 05	993466	27.95	L
KX450F	16-	BLACK	993468	27.95	L
KX450F	13-15	GREEN 05	992290	27.95	L
KX450F	13-15	BLACK	992292	27.95	L
KX450F OEM Color	06-08	WHITE	992287	27.95	L
KX450F OEM Color	13-15	WHITE	992291	27.95	L

- accessories
- body**
- handlebar & grips
- cables & levers
- exhaust
- engine
- fuel & intake
- electrical & ignition
- clutch
- drive
- bearings
- brakes
- steering & suspension
- tires
- tools & shop

- accessories
- body
- handlebar & grips
- cables & levers
- exhaust
- engine
- fuel & intake
- electrical & ignition
- clutch
- drive
- bearings
- brakes
- steering & suspension
- tires
- tools & shop

MODEL	YEAR	COLOR	PART #	
<b>KAWASAKI CONTINUED</b>				
KX450F OEM Color	16-	WHITE	993467	27.95 L
KX450F OEM Color	09-12	WHITE	992288	27.95 L
KX65 OEM Color	00-16	WHITE	992280	27.95 L
KX85/100	14-16	BLACK	992283	27.95 L
KX85/100 OEM Color	01-13	WHITE	992281	27.95 L
KX85/100 OEM Color	14-16	WHITE	992284	27.95 L
<b>KTM</b>				
KTM 105 SX	04-	ORANGE KTM	992421	27.95 L
KTM 105 SX	09-11	ORANGE KTM	992421	27.95 L
KTM 105 SX OEM Color	04-	WHITE KTM	992422	27.95 L
KTM 105 SX OEM Color	09-11	WHITE KTM	992422	27.95 L
KTM 125/250 SX	03-06	BLACK	992423	27.95 L
KTM 125/250 SX	07-12	BLACK	992424	27.95 L
KTM 125/250 SX	13-15	ORANGE KTM	992425	27.95 L
KTM 125/250 SX	13-15	BLACK	992426	27.95 L
KTM 125/250 SX OEM Color	99-02	ORANGE KTM	992427	27.95 L
KTM 125/250 SX OEM Color	03-06	ORANGE KTM	992428	27.95 L
KTM 125/250 SX OEM Color	13-15	WHITE KTM	992431	27.95 L
KTM 125/250 SX OEM Color 07-10	07-12	ORANGE KTM	992429	27.95 L
KTM 125/250 SX OEM Color 11-12	07-12	WHITE KTM	992430	27.95 L
KTM 150 SX	09-12	BLACK	992424	27.95 L
KTM 150 SX	13-15	ORANGE KTM	992425	27.95 L
KTM 150 SX	13-15	BLACK	992426	27.95 L
KTM 150 SX OEM Color	13-15	WHITE KTM	992431	27.95 L
KTM 150 SX OEM Color 09-10	09-12	ORANGE KTM	992429	27.95 L
KTM 150 SX OEM Color 11-12	09-12	WHITE KTM	992430	27.95 L
KTM 150 XC	10-12	BLACK	992424	27.95 L
KTM 150 XC	13-15	ORANGE KTM	992425	27.95 L
KTM 150 XC	13-15	BLACK	992426	27.95 L
KTM 150 XC OEM Color	13-15	WHITE KTM	992431	27.95 L
KTM 150 XC OEM Color 10	10-12	ORANGE KTM	992429	27.95 L
KTM 150 XC OEM Color 11-12	10-12	WHITE KTM	992430	27.95 L
KTM 200 MXC	03-	BLACK	992423	27.95 L
KTM 200 MXC OEM Color	99-02	ORANGE KTM	992427	27.95 L
KTM 200 MXC OEM Color	03-	ORANGE KTM	992428	27.95 L
KTM 200 SX	03-04	BLACK	992423	27.95 L
KTM 200 SX OEM Color	03-04	ORANGE KTM	992428	27.95 L

MODEL	YEAR	COLOR	PART #	
<b>KTM CONTINUED</b>				
KTM 200 SX OEM Color	02-	ORANGE KTM	992427	27.95 L
KTM 200 XC	06-07	BLACK	992423	27.95 L
KTM 200 XC	08-09	BLACK	992424	27.95 L
KTM 200 XC	08-09	WHITE KTM	992430	27.95 L
KTM 200 XC OEM Color	06-07	ORANGE KTM	992428	27.95 L
KTM 200 XC OEM Color	08-09	ORANGE KTM	992429	27.95 L
KTM 250 MXC OEM Color	99-01	ORANGE KTM	992427	27.95 L
KTM 250 SX-F	05-06	BLACK	992423	27.95 L
KTM 250 SX-F	07-12	BLACK	992424	27.95 L
KTM 250 SX-F	13-16	ORANGE KTM	992425	27.95 L
KTM 250 SX-F	13-16	BLACK	992426	27.95 L
KTM 250 SX-F OEM Color	05-06	ORANGE KTM	992428	27.95 L
KTM 250 SX-F OEM Color 07-10	07-12	ORANGE KTM	992429	27.95 L
KTM 250 SX-F OEM Color 11-12	07-12	WHITE KTM	992430	27.95 L
KTM 250 SX-F OEM Color 13-15	13-16	WHITE KTM	992431	27.95 L
KTM 250 XC-F	07-	BLACK	992423	27.95 L
KTM 250 XC-F	08-12	BLACK	992424	27.95 L
KTM 250 XC-F	13-15	ORANGE KTM	992425	27.95 L
KTM 250 XC-F	13-15	BLACK	992426	27.95 L
KTM 250 XC-F OEM Color	07-	ORANGE KTM	992428	27.95 L
KTM 250 XC-F OEM Color 10	08-12	ORANGE KTM	992429	27.95 L
KTM 250 XC-F OEM Color 11-12	08-12	WHITE KTM	992430	27.95 L
KTM 250 XC-F OEM Color 13-15	13-15	WHITE KTM	992431	27.95 L
KTM 250/300 XC	06-07	BLACK	992423	27.95 L
KTM 250/300 XC	08-12	BLACK	992424	27.95 L
KTM 250/300 XC	13-16	ORANGE KTM	992425	27.95 L
KTM 250/300 XC	13-16	BLACK	992426	27.95 L
KTM 250/300 XC OEM Color	06-07	ORANGE KTM	992428	27.95 L
KTM 250/300 XC OEM Color 10	08-12	ORANGE KTM	992429	27.95 L
KTM 250/300 XC OEM Color 11-12	08-12	WHITE KTM	992430	27.95 L
KTM 250/300 XC OEM Color 13-15	13-16	WHITE KTM	992431	27.95 L
KTM 300 MXC	03-05	BLACK	992423	27.95 L
KTM 300 MXC OEM Color	00-02	ORANGE KTM	992427	27.95 L
KTM 300 MXC OEM Color	03-05	ORANGE KTM	992428	27.95 L
KTM 350 SX-F	11-12	ORANGE KTM	992429	27.95 L
KTM 350 SX-F	11-12	BLACK	992424	27.95 L

MODEL	YEAR	COLOR	PART #		
<b>KTM CONTINUED</b>					
KTM 350 SX-F	13-15	ORANGE KTM	992425	27.95	L
KTM 350 SX-F	13-15	BLACK	992426	27.95	L
KTM 350 SX-F OEM Color	11-12	WHITE KTM	992430	27.95	L
KTM 350 SX-F OEM Color	13-15	WHITE KTM	992431	27.95	L
KTM 350 XC-F	11-12	ORANGE KTM	992429	27.95	L
KTM 350 XC-F	11-12	BLACK	992424	27.95	L
KTM 350 XC-F	13-15	ORANGE KTM	992425	27.95	L
KTM 350 XC-F	13-15	BLACK	992426	27.95	L
KTM 350 XC-F OEM Color 11-12	11-12	WHITE KTM	992430	27.95	L
KTM 350 XC-F OEM Color 13-15	13-15	WHITE KTM	992431	27.95	L
KTM 380 MXC OEM Color	00-01	ORANGE KTM	992427	27.95	L
KTM 380 SX OEM Color	99-02	ORANGE KTM	992427	27.95	L
KTM 450 SX-F	07-12	BLACK	992424	27.95	L
KTM 450 SX-F	13-15	ORANGE KTM	992425	27.95	L
KTM 450 SX-F	13-15	BLACK	992426	27.95	L
KTM 450 SX-F OEM Color	13-15	WHITE KTM	992431	27.95	L
KTM 450 SX-F OEM Color 07-10	07-12	ORANGE KTM	992429	27.95	L
KTM 450 SX-F OEM Color 11-12	07-12	WHITE KTM	992430	27.95	L
KTM 450 XC-F	13-15	ORANGE KTM	992425	27.95	L
KTM 450 XC-F	13-15	BLACK	992426	27.95	L
KTM 450 XC-F OEM Color 13-15	13-15	WHITE KTM	992431	27.95	L
KTM 450/505 XC-F	08-09	BLACK	992424	27.95	L
KTM 450/505 XC-F	08-09	WHITE KTM	992430	27.95	L
KTM 450/505 XC-F OEM Color	08-09	ORANGE KTM	992429	27.95	L
KTM 450/525 SX	06-	BLACK	992423	27.95	L
KTM 450/525 SX OEM Color	06-	ORANGE KTM	992428	27.95	L
KTM 450/525 XC	07-	BLACK	992423	27.95	L
KTM 450/525 XC OEM Color	07-	ORANGE KTM	992428	27.95	L
KTM 505 SX-F	07-08	BLACK	992424	27.95	L
KTM 505 SX-F	07-08	WHITE KTM	992430	27.95	L
KTM 505 SX-F OEM Color	07-08	ORANGE KTM	992429	27.95	L
KTM 65 SX	09-15	BLACK	992432	27.95	L
KTM 65 SX OEM Color	02-08	ORANGE KTM	992433	27.95	L
KTM 65 SX OEM Color	16-	WHITE KTM	993202	27.95	L
KTM 65 SX OEM Color 11-15	09-15	WHITE KTM	992434	27.95	L
KTM 65 XC	09-	BLACK	992432	27.95	L

MODEL	YEAR	COLOR	PART #		
<b>KTM CONTINUED</b>					
KTM 65 XC	09-	WHITE KTM	992434	27.95	L
KTM 65 XC OEM Color	08-	ORANGE KTM	992433	27.95	L
KTM 85 SX	03-12	ORANGE KTM	992421	27.95	L
KTM 85 SX	13-16	ORANGE KTM	992435	27.95	L
KTM 85 SX	13-16	BLACK	992436	27.95	L
KTM 85 SX OEM Color	03-12	WHITE KTM	992422	27.95	L
KTM 85 SX OEM Color	13-16	WHITE KTM	992437	27.95	L
KTM 85/105 XC	08-09	WHITE KTM	992422	27.95	L
KTM 85/105 XC OEM Color	08-09	ORANGE KTM	992421	27.95	L
KTM SX125/150; SX-F250/350/450; XC-F250/350/450	16-	BLACK	993205	27.95	L
KTM SX125/150; SX-F250/350/450; XC-F250/350/450 (new orange)	16-	ORANGE KTM16	993203	27.95	L
KTM SX125/150; SX-F250/350/450; XC-F250/350/450 OEM Color (new orange)	16-	WHITE KTM	993204	27.95	L
<b>SUZUKI</b>					
DR-Z110 OEM Color	03-06	WHITE	992280	27.95	L
RM100	03-06	BLACK	992524	27.95	L
RM100 OEM Color	03-06	WHITE	992281	27.95	L
RM125 / 250	01-08	BLACK	992525	27.95	L
RM125 / 250 OEM Color	96-98	WHITE	992526	27.95	L
RM125 / 250 OEM Color	99-00	WHITE	992527	27.95	L
RM125 / 250 OEM Color 2001/2002	01-08	YELLOW RM01	992528	27.95	L
RM125 / 250 OEM Color 2003-2008	01-08	WHITE	992529	27.95	L
RM65 OEM Color	03-05	WHITE	992280	27.95	L
RM85 OEM Color	02-16	YELLOW RM01	993489	27.95	L
RM85 OEM Color	02-15	WHITE	992530	27.95	L
RMZ250	04-06	BLACK	992285	27.95	L
RMZ250	07-09	BLACK	992525	27.95	L
RMZ250	10-16	WHITE	992531	27.95	L
RMZ250 OEM Color 11/12	10-16	BLACK	992532	27.95	L
RMZ250 OEM Color	07-09	YELLOW RM01	992528	27.95	L
RMZ250 OEM Color	04-06	WHITE	992287	27.95	L
RMZ250 OEM Color 10/13-16	10-16	YELLOW RM01	992533	27.95	L
RMZ250 OEM Color 2007/2008	07-09	WHITE	992529	27.95	L

- accessories
- body
- handlebar & grips
- cables & levers
- exhaust
- engine
- fuel & intake
- electrical & ignition
- clutch
- drive
- bearings
- brakes
- steering & suspension
- tires
- tools & shop

MODEL	YEAR	COLOR	PART #	
<b>SUZUKI CONTINUED</b>				
RMZ450	05-07	YELLOW RM01	992528	27.95 L
RMZ450	05-07	BLACK	992525	27.95 L
RMZ450	08-16	BLACK	992532	27.95 L
RMZ450 OEM Color	05-07	WHITE	992529	27.95 L
RMZ450 OEM Color 08/11-12	08-16	WHITE	992531	27.95 L
RMZ450 OEM Color 09-10/13-16	08-16	YELLOW RM01	992533	27.95 L

<b>YAMAHA</b>				
YZ125/250	00-04	BLACK	992631	27.95 L
YZ125/250	00-04	BLUE YAM98	992632	27.95 L
YZ125/250	05-14	BLUE YAM98	992633	27.95 L
YZ125/250	05-14	BLACK	992634	27.95 L
YZ125/250	15-16	BLACK	992638	27.95 L
YZ125/250 OEM Color	92-99	WHITE	992635	27.95 L
YZ125/250 OEM Color	00-04	WHITE	992636	27.95 L
YZ125/250 OEM Color	05-14	WHITE	992637	27.95 L
YZ125/250 OEM Color	15-16	WHITE	992639	27.95 L
YZ250F	01-04	WHITE	992636	27.95 L
YZ250F	01-04	BLACK	992631	27.95 L
YZ250F	05-09	BLUE YAM98	992633	27.95 L
YZ250F	05-09	BLACK	992634	27.95 L

MODEL	YEAR	COLOR	PART #	
<b>YAMAHA CONTINUED</b>				
YZ250F	10-16	BLACK	992638	27.95 L
YZ250F	10-16	BLUE YAM98	993391	27.95 L
YZ250F OEM Color	01-04	BLUE YAM98	992632	27.95 L
YZ250F OEM Color	05-09	WHITE	992637	27.95 L
YZ250F OEM Color	10-16	WHITE	992639	27.95 L
YZ250FX	15-16	BLACK	992638	27.95 L
YZ250FX	15-16	BLUE YAM98	993391	27.95 L
YZ250FX OEM Color	15-16	WHITE	992639	27.95 L
YZ426F	01-02	WHITE	992636	27.95 L
YZ426F	01-02	BLACK	992631	27.95 L
YZ426F OEM Color	01-02	BLUE YAM98	992632	27.95 L
YZ450F	03-04	WHITE	992636	27.95 L
YZ450F	03-04	BLACK	992631	27.95 L
YZ450F	05-09	BLUE YAM98	992633	27.95 L
YZ450F	05-09	BLACK	992634	27.95 L
YZ450F	10-16	BLACK	992638	27.95 L
YZ450F	10-16	BLUE YAM98	993391	27.95 L
YZ450F OEM Color	03-04	BLUE YAM98	992632	27.95 L
YZ450F OEM Color	05-09	WHITE	992637	27.95 L
YZ450F OEM Color	10-16	WHITE	992639	27.95 L
YZ80 OEM Color	93-01	WHITE	992640	27.95 L
YZ85	15-16	WHITE	993125	27.95 L
YZ85 OEM Color 05-14	02-14	WHITE	992640	27.95 L

# SHOCK FLAP



MODEL	YEAR	COLOR	PART #	
<b>HONDA</b>				
CR125R	93-99	BLACK	992197	29.45 L
CR250R	92-99	BLACK	992197	29.45 L
CR50F	95-01	BLACK	992197	29.45 L
CR80R	96-02	BLACK	992197	29.45 L
CR85R	03-07	BLACK	992197	29.45 L
CRF450R	02-03	BLACK	992197	29.45 L

<b>KAWASAKI</b>				
KX125 / 250	94-07	BLACK	992344	29.45 L
KX250F	04-06	BLACK	992344	29.45 L
KX250F	07-16	BLACK	992345	29.45 L
KX450F	07-15	BLACK	992345	29.45 L
KX65	02-08	BLACK	992344	29.45 L
KX85/100	01-08	BLACK	992344	29.45 L

MODEL	YEAR	COLOR	PART #	
<b>KTM</b>				
KTM 65 SX 2 strokes	09-15	BLACK	992483	29.45 L
KTM SX 85	13-16	BLACK	992484	29.45 L
Suzuki RM125 / 250	96-08	BLACK	992570	29.45 L

<b>YAMAHA</b>				
WR250F	03-04	BLACK	992698	29.45 L
WR450F	03-04	BLACK	992698	29.45 L
YZ250F	03-04	BLACK	992698	29.45 L
YZ250F	06-09	BLACK	992699	29.45 L
YZ426F	98-02	BLACK	992698	29.45 L
YZ450F	03-04	BLACK	992698	29.45 L
YZ450F	06-09	BLACK	992699	29.45 L

- accessories
- body**
- handlebar & grips
- cables & levers
- exhaust
- engine
- fuel & intake
- electrical & ignition
- clutch
- drive
- bearings
- brakes
- steering & suspension
- tires
- tools & shop

# RADIATOR LOUVERS & SCOOPS



## LOUVERS

MODEL	YEAR	COLOR	PART #		
<b>HONDA (LOUVERS)</b>					
CR125/250	04-	RED CR04	993433	38.45	L
CR125/250	05-07	RED CR04	993433	38.45	L
CR125/250	04-	WHITE	993432	38.45	L
CR125/250	05-07	WHITE	993432	38.45	L
CRF250R	14-16	BLACK	993373	38.45	L
CRF250R	10-13	RED CR04	993372	38.45	L
CRF250R	14-16	RED CR04	993374	38.45	L
CRF250R	10-13	WHITE	993371	38.45	L
CRF250R OEM Color 14	14-16	WHITE	993375	38.45	L
CRF450R	13-14	BLACK	993378	38.45	L
CRF450R	15-16	BLACK	993436	38.45	L
CRF450R	09-12	RED CR04	993377	38.45	L
CRF450R	13-14	RED CR04	993379	38.45	L
CRF450R	15-16	RED CR04	993437	38.45	L
CRF450R	09-12	WHITE	993376	38.45	L
CRF450R	13-14	WHITE	993380	38.45	L
<b>HUSQVARNA (LOUVERS)</b>					
TC 125/250; FC 250/350/450	14-15	BLACK	993304	38.45	L
TC 125/250; FC 250/350/450	16-	BLACK	993343	38.45	L
TE 125/250; FE 250/350/450	14-16	BLACK	993304	38.45	L
<b>KAWASAKI (LOUVERS)</b>					
KX250F	13-16	BLACK	993471	38.45	L
KX250F	13-16	GREEN 05	993472	38.45	L
KX450F	12-15	BLACK	993473	38.45	L
KX450F	16-	BLACK	993475	38.45	L
KX450F	12-15	GREEN 05	993474	38.45	L
KX450F	16-	GREEN 05	993476	38.45	L
<b>KTM (LOUVERS)</b>					
KTM 125 SX	07-15	BLACK	993304	38.45	L

MODEL	YEAR	COLOR	PART #		
<b>KTM (LOUVERS) CONTINUED</b>					
KTM 125 SX	07-15	ORANGE KTM	993305	38.45	L
KTM 125/200/ 250/300 EXC	08-16	BLACK	993304	38.45	L
KTM 125/200/ 250/300 EXC	08-16	ORANGE KTM	993305	38.45	L
KTM 150 SX	09-15	BLACK	993304	38.45	L
KTM 150 SX	09-14	ORANGE KTM	993305	38.45	L
KTM 150 XC	10-15	BLACK	993304	38.45	L
KTM 150 XC	10-15	ORANGE KTM	993305	38.45	L
KTM 200 XC	08-09	BLACK	993304	38.45	L
KTM 200 XC	08-09	ORANGE KTM	993305	38.45	L
KTM 250 EXC-F	08-16	BLACK	993304	38.45	L
KTM 250 EXC-F	08-16	ORANGE KTM	993305	38.45	L
KTM 250 SX	07-16	BLACK	993304	38.45	L
KTM 250 SX	07-16	ORANGE KTM	993305	38.45	L
KTM 250 SX-F	07-15	BLACK	993304	38.45	L
KTM 250 SX-F	07-15	ORANGE KTM	993305	38.45	L
KTM 250 XC-F	08-15	BLACK	993304	38.45	L
KTM 250 XC-F	08-15	ORANGE KTM	993305	38.45	L
KTM 250/300 XC	08-16	BLACK	993304	38.45	L
KTM 250/300 XC	08-16	ORANGE KTM	993305	38.45	L
KTM 350 EXC-F	12-16	BLACK	993304	38.45	L
KTM 350 EXC-F	12-16	ORANGE KTM	993305	38.45	L
KTM 350 SX-F	11-15	BLACK	993304	38.45	L
KTM 350 SX-F	11-15	ORANGE KTM	993305	38.45	L
KTM 350 XC-F	11-15	BLACK	993304	38.45	L
KTM 350 XC-F	11-15	ORANGE KTM	993305	38.45	L
KTM 400 EXC	09-11	BLACK	993304	38.45	L
KTM 400 EXC	09-11	ORANGE KTM	993305	38.45	L

### LOUVERS CONTINUED

MODEL	YEAR	COLOR	PART #		
<b>KTM (LOUVERS) CONTINUED</b>					
KTM 450 EXC	09-16	BLACK	993304	38.45	L
KTM 450 EXC	09-16	ORANGE KTM	993305	38.45	L
KTM 450 SX-F	07-15	BLACK	993304	38.45	L
KTM 450 SX-F	07-15	ORANGE KTM	993305	38.45	L
KTM 450 XC-F	13-15	BLACK	993304	38.45	L
KTM 450 XC-F	13-15	ORANGE KTM	993305	38.45	L
KTM 500 EXC	12-16	BLACK	993304	38.45	L
KTM 500 EXC	12-16	ORANGE KTM	993305	38.45	L
KTM 505 SX-F	07-08	BLACK	993304	38.45	L
KTM 505 SX-F	07-08	ORANGE KTM	993305	38.45	L
KTM SX125/150; SX-F250/350/450; XC-F250/350/450	16-	ORANGE KTM	993342	38.45	L
KTM SX125/150; SX-F250/350/450; XC-F250/350/450 OEM Color	16-	BLACK	993343	38.45	L
<b>SUZUKI (LOUVERS)</b>					
RMZ250	10-16	WHITE	993490	38.45	L
RMZ250	10-16	YELLOW RM 05	993491	38.45	L
RMZ450	08-16	WHITE	993492	38.45	L
RMZ450	08-16	YELLOW RM 05	993493	38.45	L
<b>YAMAHA (LOUVERS)</b>					
YZ125/250	06-16	BLUE YAM98	993400	38.45	L
YZ125/250	06-16	WHITE	993401	38.45	L
YZ250/450F	06-	BLUE YAM98	993402	38.45	L
YZ250/450F	07-09	BLUE YAM98	993404	38.45	L
YZ250/450F	06-	WHITE	993403	38.45	L
YZ250/450F	07-09	WHITE	993405	38.45	L
YZ250F	10-13	BLUE YAM98	993407	38.45	L
YZ250F	14-16	BLUE YAM98	993409	38.45	L
YZ250F	10-13	WHITE	993406	38.45	L
YZ250F	14-16	WHITE	993408	38.45	L
YZ450F	10-13	BLUE YAM98	993411	38.45	L
YZ450F	14-16	BLUE YAM98	993409	38.45	L
YZ450F	10-13	WHITE	993410	38.45	L
YZ450F	14-16	WHITE	993408	38.45	L

### SCOOPS

MODEL	YEAR	COLOR	PART #		
<b>HONDA</b>					
CR125R	02-07	BLACK	992138	50.45	L
CR125R OEM Color	95-97	BLACK	992139	50.45	L
CR125R OEM Color	98-99	FLUO RED	992140	50.45	L
CR125R OEM Color	00-01	RED CR00	992141	50.45	L
CR125R OEM Color	02-07	RED CR04	992142	50.45	L
CR250R	02-07	BLACK	992138	50.45	L
CR250R OEM Colors	95-96	BLACK	992139	50.45	L
CR250R OEM Colors	97-99	FLUO RED	992140	50.45	L
CR250R OEM Colors	00-01	RED CR00	992141	50.45	L
CR250R OEM Colors	02-07	RED CR04	992142	50.45	L
CR85R OEM Color	03-07	RED CR04	992143	50.45	L
CRF110	13-16	BLACK	992145	50.45	L
CRF110	13-16	WHITE	992144	50.45	L
CRF110 OEM Color	13-16	RED CR04	992146	50.45	L
CRF150R	07-16	WHITE	992147	50.45	L
CRF150R OEM Color	07-16	RED CR04	992148	50.45	L
CRF230F	15-	BLACK	993129	50.45	L
CRF230F	15-	WHITE	993128	50.45	L
CRF230F OEM Color	15-	RED CR04 / WHITE	993130	50.45	L
CRF250R	04-09	BLACK	992150	50.45	L
CRF250R	10-13	BLACK	992152	50.45	L
CRF250R	04-09	WHITE	992149	50.45	L
CRF250R	10-13	WHITE	992151	50.45	L
CRF250R	14-16	BLACK	992154	50.45	L
CRF250R	14-16	RED CR04	992155	50.45	L
CRF250R	14-16	WHITE	992153	50.45	L
CRF250R OEM Color	04-09	RED CR04	992156	50.45	L
CRF250R OEM Color	10-13	RED CR04	992157	50.45	L
CRF250R OEM Color	14-16	RED CR04/ WHITE	992158	50.45	L
CRF450R	09-12	BLACK	992152	50.45	L
CRF450R	09-12	WHITE	992151	50.45	L
CRF450R	13-16	BLACK	992154	50.45	L
CRF450R	13-16	RED CR04	992155	50.45	L
CRF450R	13-16	WHITE	992153	50.45	L
CRF450R OEM Color	02-04	RED CR04	992159	50.45	L
CRF450R OEM Color	05-08	RED CR04	992160	50.45	L
CRF450R OEM Color	09-12	RED CR04	992157	50.45	L



**RADIATOR SCOOPS CONTINUED**

MODEL	YEAR	COLOR	PART #		
<b>HONDA CONTINUED</b>					
CRF450R OEM Color	13-16	RED CR04/WHITE	992158	50.45	L
CRF450R PD+	05-08	BRUSH ALU-MINIUM	992161	128.95	L
CRF50F OEM Color	04-16	RED CR04	992162	32.45	L
<b>KAWASAKI</b>					
KLX110 OEM Color	02-09	GREEN 05	992294	50.45	L
KX125 / 250 OEM Color	94-98	GREEN	992301	50.45	L
KX125 / 250 OEM Color	03-08	GREEN 05	992303	50.45	L
KX125 / 250 OEM Color	99-02	GREEN	992302	50.45	L
KX250F	06-08	BLACK	992304	64.45	L
KX250F	09-12	BLACK	992306	64.45	L
KX250F	09-12	WHITE	992305	64.45	L
KX250F	13-16	BLACK	992308	64.45	L
KX250F	13-16	WHITE	992307	64.45	L
KX250F OEM Color	04-05	GREEN 05	992309	50.45	L
KX250F OEM Color	13-16	GREEN 05/BLACK	992311	64.45	L
KX250F OEM Color	06-08	GREEN 05	992310	64.45	L
KX250F OEM Color 09/12	09-12	GREEN 05/BLACK	992312	64.45	L
KX250F OEM Color 10/11	09-12	BLACK/GREEN 05	992313	64.45	L
KX450F	12-15	BLACK	992316	64.45	L
KX450F	16-	BLACK	993462	64.45	L
KX450F	12-15	BLACK/GREEN 05	992317	64.45	L
KX450F	12-15	GREEN 05	992318	64.45	L
KX450F	12-15	WHITE	992315	64.45	L
KX450F	16-	WHITE	993461	64.45	L
KX450F OEM Color	16-	GREEN 05/BLACK	993460	64.45	L
KX450F OEM Color	12-15	GREEN 05/BLACK	992319	64.45	L
KX450F OEM Color 08	06-08	GREEN 05	992320	64.45	L
KX450F OEM Color 10/11	09-11	BLACK/GREEN 05	992321	64.45	L
KX65 OEM Color	00-16	GREEN 05	992294	50.45	L
KX85/100	01-13	BLACK	992295	50.45	L
KX85/100	14-16	BLACK	992297	64.45	L
KX85/100	14-16	WHITE	992296	64.45	L
KX85/100 OEM Color	01-13	GREEN 05	992298	50.45	L
KX85/100 OEM Color	14-16	GREEN 05/BLACK	992299	64.45	L
<b>KTM</b>					
KTM 105 SX OEM Color	04-	ORANGE KTM	992438	50.45	L

MODEL	YEAR	COLOR	PART #		
<b>KTM CONTINUED</b>					
KTM 105 SX OEM Color	09-11	ORANGE KTM	992439	50.45	L
KTM 125 SX *Part w/ glossy finish like model 2015	13-15	BLACK	993132	64.45	L
KTM 125 SX *Part w/ glossy finish like model 2015	13-15	WHITE KTM	993131	64.45	L
KTM 125 SX *Part w/ textured finish like model 2014	13-15	BLACK	992445	64.45	L
KTM 125 SX *Part w/ textured finish like model 2014	13-15	WHITE KTM	992448	64.45	L
KTM 125 SX IPD *Part w/ textured finish like model 2014	13-15	ORANGE KTM/BLACK	992447	85.45	L
KTM 125 SX OEM Color *Part w/ glossy finish like model 2015	13-15	WHITE KTM/ORANGE KTM	993133	64.45	L
KTM 125 SX OEM Color 13-14 *Part w/ textured finish like model 2014	13-15	ORANGE KTM/BLACK	992455	64.45	L
KTM 125/200/250/300 EXC	03-04	BLACK	992440	50.45	L
KTM 125/200/250/300 EXC	05-07	BLACK	992441	50.45	L
KTM 125/200/250/300 EXC	12-13	BLACK	992444	50.45	L
KTM 125/200/250/300 EXC	01-02	ORANGE KTM	992449	50.45	L
KTM 125/200/250/300 EXC	08-11	WHITE KTM	992442	50.45	L
KTM 125/200/250/300 EXC	12-13	WHITE KTM	992443	50.45	L
KTM 125/200/250/300 EXC *Part w/ textured finish like model 2014	14-16	BLACK	992445	64.45	L
KTM 125/200/250/300 EXC *Part w/ textured finish like model 2014	14-16	WHITE KTM	992448	64.45	L
KTM 125/200/250/300 EXC IPD	08-11	ORANGE KTM	992446	85.45	L

- accessories
- body
- handlebar & grips
- cables & levers
- exhaust
- engine
- fuel & intake
- electrical & ignition
- clutch
- drive
- bearings
- brakes
- steering & suspension
- tires
- tools & shop

- accessories
- body
- handlebar & grips
- cables & levers
- exhaust
- engine
- fuel & intake
- electrical & ignition
- clutch
- drive
- bearings
- brakes
- steering & suspension
- tires
- tools & shop

MODEL	YEAR	COLOR	PART #		
<b>KTM CONTINUED</b>					
KTM 125/200/250/300 EXC IPD *Part w/ textured finish like model 2014	14-16	ORANGE KTM/BLACK	992447	85.45	L
KTM 125/200/250/300 EXC OEM Color	03-04	ORANGE KTM	992450	50.45	L
KTM 125/200/250/300 EXC OEM Color	05-07	ORANGE KTM	992451	50.45	L
KTM 125/200/250/300 EXC OEM Color 08-09	08-11	BLACK	992452	50.45	L
KTM 125/200/250/300 EXC OEM Color 10-11	08-11	ORANGE KTM	992453	50.45	L
KTM 125/200/250/300 EXC OEM Color 12-13	12-13	ORANGE KTM	992454	50.45	L
KTM 125/200/250/300 EXCNEW *Part w/ glossy finish like model 2015	14-16	BLACK	993132	64.45	L
KTM 125/200/250/300 EXCNEW *Part w/ glossy finish like model 2015	14-16	WHITE KTM	993131	64.45	L
KTM 125/200/250/300 EXCOEM Color *Part w/ glossy finish like model 2015	14-16	WHITE KTM/ ORANGE KTM	993133	64.45	L
KTM 125/200/250/300 EXCOEM Color 14 *Part w/ textured finish like model 2014	14-16	ORANGE KTM/BLACK	992455	64.45	L
KTM 125/250 SX	01-04	BLACK	992440	50.45	L
KTM 125/250 SX	05-06	BLACK	992441	50.45	L
KTM 125/250 SX	11-12	BLACK	992444	50.45	L
KTM 125/250 SX	11-12	WHITE KTM	992443	50.45	L
KTM 125/250 SX	07-10	WHITE KTM	992442	50.45	L
KTM 125/250 SX	07-10	ORANGE KTM	992453	50.45	L
KTM 125/250 SX IPD	07-10	ORANGE KTM	992446	85.45	L
KTM 125/250 SX OEM Color	01-04	ORANGE KTM	992450	50.45	L
KTM 125/250 SX OEM Color	05-06	ORANGE KTM	992451	50.45	L
KTM 125/250 SX OEM Color	07-10	BLACK	992452	50.45	L
KTM 125/250 SX OEM Color 11-12	11-12	ORANGE KTM	992454	50.45	L
KTM 150 SX	11-12	BLACK	992444	50.45	L

MODEL	YEAR	COLOR	PART #		
<b>KTM CONTINUED</b>					
KTM 150 SX	09-10	WHITE KTM	992442	50.45	L
KTM 150 SX	11-12	WHITE KTM	992443	50.45	L
KTM 150 SX	09-10	ORANGE KTM	992453	50.45	L
KTM 150 SX *Part w/ glossy finish like model 2015	13-15	BLACK	993132	64.45	L
KTM 150 SX *Part w/ glossy finish like model 2015	13-15	WHITE KTM	993131	64.45	L
KTM 150 SX *Part w/ textured finish like model 2014	13-15	BLACK	992445	64.45	L
KTM 150 SX *Part w/ textured finish like model 2014	13-15	WHITE KTM	992448	64.45	L
KTM 150 SX IPD	09-10	ORANGE KTM	992446	85.45	L
KTM 150 SX IPD *Part w/ textured finish like model 2014	13-15	ORANGE KTM/BLACK	992447	85.45	L
KTM 150 SX OEM Color	09-10	BLACK	992452	50.45	L
KTM 150 SX OEM Color	11-12	ORANGE KTM	992454	50.45	L
KTM 150 SX OEM Color *Part w/ glossy finish like model 2015	13-15	WHITE KTM/ ORANGE KTM	993133	64.45	L
KTM 150 SX OEM Color 13-14 *Part w/ textured finish like model 2014	13-15	ORANGE KTM/BLACK	992455	64.45	L
KTM 150 XC	10-	BLACK	992452	50.45	L
KTM 150 XC	11-12	BLACK	992444	50.45	L
KTM 150 XC	10-	WHITE KTM	992442	50.45	L
KTM 150 XC	11-12	WHITE KTM	992443	50.45	L
KTM 150 XC *Part w/ glossy finish like model 2015	13-15	BLACK	993132	64.45	L
KTM 150 XC *Part w/ glossy finish like model 2015	13-15	WHITE KTM	993131	64.45	L
KTM 150 XC *Part w/ textured finish like model 2014	13-15	BLACK	992445	64.45	L
KTM 150 XC *Part w/ textured finish like model 2014	13-15	WHITE KTM	992448	64.45	L
KTM 150 XC IPD *Part w/ textured finish like model 2014	13-15	ORANGE KTM/BLACK	992447	85.45	L



MODEL	YEAR	COLOR	PART #		
<b>KTM CONTINUED</b>					
KTM 150 XC OEM Color	10-	ORANGE KTM	992453	50.45	L
KTM 150 XC OEM Color	11-12	ORANGE KTM	992454	50.45	L
KTM 150 XC OEM Color *Part w/ glossy finish like model 2015	13-15	WHITE KTM/ ORANGE KTM	993133	64.45	L
KTM 150 XC OEM Color 13-14 *Part w/ textured finish like model 2014	13-15	ORANGE KTM/BLACK	992455	64.45	L
KTM 200 MXC	03-	BLACK	992440	50.45	L
KTM 200 MXC OEM Color	03-	ORANGE KTM	992450	50.45	L
KTM 200 SX	02-04	BLACK	992440	50.45	L
KTM 200 SX OEM Color	02-04	ORANGE KTM	992450	50.45	L
KTM 200 XC	06-07	BLACK	992441	50.45	L
KTM 200 XC	08-09	WHITE KTM	992442	50.45	L
KTM 200 XC OEM Color	06-07	ORANGE KTM	992451	50.45	L
KTM 200 XC OEM Color 08	08-09	BLACK	992452	50.45	L
KTM 200 XC OEM Color 09	08-09	ORANGE KTM	992453	50.45	L
KTM 250 EXC-F	12-13	BLACK	992444	50.45	L
KTM 250 EXC-F	06-07	BLACK	992441	50.45	L
KTM 250 EXC-F	06-07	ORANGE KTM	992451	50.45	L
KTM 250 EXC-F	08-11	WHITE KTM	992442	50.45	L
KTM 250 EXC-F	12-13	WHITE KTM	992443	50.45	L
KTM 250 EXC-F IPD	08-11	ORANGE KTM	992446	85.45	L
KTM 250 EXC-F *Part w/ glossy finish like model 2015	14-16	BLACK	993132	64.45	L
KTM 250 EXC-F *Part w/ glossy finish like model 2015	14-16	WHITE KTM	993131	64.45	L
KTM 250 EXC-F *Part w/ textured finish like model 2014	14-16	BLACK	992445	64.45	L
KTM 250 EXC-F *Part w/ textured finish like model 2014	14-16	WHITE KTM	992448	64.45	L
KTM 250 EXC-F IPD *Part w/ textured finish like model 2014	14-16	ORANGE KTM/BLACK	992447	85.45	L
KTM 250 EXC-F OEM Color	12-13	ORANGE KTM	992454	50.45	L
KTM 250 EXC-F OEM Color *Part w/ glossy finish like model 2015	14-16	WHITE KTM/ ORANGE KTM	993133	64.45	L

MODEL	YEAR	COLOR	PART #		
<b>KTM CONTINUED</b>					
KTM 250 EXC-F OEM Color 08-09	08-11	BLACK	992452	50.45	L
KTM 250 EXC-F OEM Color 10-11	08-11	ORANGE KTM	992453	50.45	L
KTM 250 EXC- FOEM Color 14 *Part w/ textured finish like model 2014	14-16	ORANGE KTM/BLACK	992455	64.45	L
KTM 250 MXC OEM Color	01-	ORANGE KTM	992449	50.45	L
KTM 250 SX *Part w/ glossy finish like model 2015	13-16	BLACK	993132	64.45	L
KTM 250 SX *Part w/ glossy finish like model 2015	13-16	WHITE KTM	993131	64.45	L
KTM 250 SX *Part w/ textured finish like model 2014	13-16	BLACK	992445	64.45	L
KTM 250 SX *Part w/ textured finish like model 2014	13-16	WHITE KTM	992448	64.45	L
KTM 250 SX IPD *Part w/ textured finish like model 2014	13-16	ORANGE KTM/BLACK	992447	85.45	L
KTM 250 SX OEM Color *Part w/ glossy finish like model 2015	13-16	WHITE KTM/ ORANGE KTM	993133	64.45	L
KTM 250 SX OEM Color 13-14/16 *Part w/ textured finish like model 2014	13-16	ORANGE KTM/BLACK	992455	64.45	L
KTM 250 SX-F	05-06	BLACK	992441	50.45	L
KTM 250 SX-F	11-12	BLACK	992444	50.45	L
KTM 250 SX-F	07-10	ORANGE KTM	992453	50.45	L
KTM 250 SX-F	11-12	WHITE KTM	992443	50.45	L
KTM 250 SX-F	07-10	WHITE KTM	992442	50.45	L
KTM 250 SX-F *Part w/ glossy finish like model 2015	13-15	BLACK	993132	64.45	L
KTM 250 SX-F *Part w/ glossy finish like model 2015	13-15	WHITE KTM	993131	64.45	L
KTM 250 SX-F *Part w/ textured finish like model 2014	13-15	BLACK	992445	64.45	L
KTM 250 SX-F *Part w/ textured finish like model 2014	13-15	WHITE KTM	992448	64.45	L

- accessories
- body
- handlebar & grips
- cables & levers
- exhaust
- engine
- fuel & intake
- electrical & ignition
- clutch
- drive
- bearings
- brakes
- steering & suspension
- tires
- tools & shop

- accessories
- body
- handlebar & grips
- cables & levers
- exhaust
- engine
- fuel & intake
- electrical & ignition
- clutch
- drive
- bearings
- brakes
- steering & suspension
- tires
- tools & shop

MODEL	YEAR	COLOR	PART #		
<b>KTM CONTINUED</b>					
KTM 250 SX-F IPD	07-10	ORANGE KTM	992446	85.45	L
KTM 250 SX-F IPD *Part w/ textured finish like model 2014	13-15	ORANGE KTM/BLACK	992447	85.45	L
KTM 250 SX-F OEM Color	07-10	BLACK	992452	50.45	L
KTM 250 SX-F OEM Color	05-06	ORANGE KTM	992451	50.45	L
KTM 250 SX-F OEM Color	11-12	ORANGE KTM	992454	50.45	L
KTM 250 SX-F OEM Color *Part w/ glossy finish like model 2015	13-15	WHITE KTM/ ORANGE KTM	993133	64.45	L
KTM 250 SX-F OEM Color 13-14 *Part w/ textured finish like model 2014	13-15	ORANGE KTM/BLACK	992455	64.45	L
KTM 250 XC-F	07-	BLACK	992441	50.45	L
KTM 250 XC-F	11-12	BLACK	992444	50.45	L
KTM 250 XC-F	08-09	WHITE KTM	992442	50.45	L
KTM 250 XC-F	11-12	WHITE KTM	992443	50.45	L
KTM 250 XC-F *Part w/ glossy finish like model 2015	13-15	BLACK	993132	64.45	L
KTM 250 XC-F *Part w/ glossy finish like model 2015	13-15	WHITE KTM	993131	64.45	L
KTM 250 XC-F *Part w/ textured finish like model 2014	13-15	BLACK	992445	64.45	L
KTM 250 XC-F *Part w/ textured finish like model 2014	13-15	WHITE KTM	992448	64.45	L
KTM 250 XC-F IPD *Part w/ textured finish like model 2014	13-15	ORANGE KTM/BLACK	992447	85.45	L
KTM 250 XC-F OEM Color	07-	ORANGE KTM	992451	50.45	L
KTM 250 XC-F OEM Color	11-12	ORANGE KTM	992454	50.45	L
KTM 250 XC-F OEM Color *Part w/ glossy finish like model 2015	13-15	WHITE KTM/ ORANGE KTM	993133	64.45	L
KTM 250 XC-F OEM Color 13-14 *Part w/ textured finish like model 2014	13-15	ORANGE KTM/BLACK	992455	64.45	L
KTM 250 XC-F OEM Color 2008	08-09	BLACK	992452	50.45	L
KTM 250 XC-F OEM Color 2009	08-09	ORANGE KTM	992453	50.45	L
KTM 250/300 XC	06-07	BLACK	992441	50.45	L

MODEL	YEAR	COLOR	PART #		
<b>KTM CONTINUED</b>					
KTM 250/300 XC	11-12	BLACK	992444	50.45	L
KTM 250/300 XC	11-12	WHITE KTM	992443	50.45	L
KTM 250/300 XC	08-10	WHITE KTM	992442	50.45	L
KTM 250/300 XC *Part w/ glossy finish like model 2015	13-16	BLACK	993132	64.45	L
KTM 250/300 XC *Part w/ glossy finish like model 2015	13-16	WHITE KTM	993131	64.45	L
KTM 250/300 XC *Part w/ textured finish like model 2014	13-16	BLACK	992445	64.45	L
KTM 250/300 XC *Part w/ textured finish like model 2014	13-16	WHITE KTM	992448	64.45	L
KTM 250/300 XC IPD *Part w/ textured finish like model 2014	13-16	ORANGE KTM/BLACK	992447	85.45	L
KTM 250/300 XC OEM Color	06-07	ORANGE KTM	992451	50.45	L
KTM 250/300 XC OEM Color	11-12	ORANGE KTM	992454	50.45	L
KTM 250/300 XC OEM Color *Part w/ glossy finish like model 2015	13-16	WHITE KTM/ ORANGE KTM	993133	64.45	L
KTM 250/300 XC OEM Color 08	08-10	BLACK	992452	50.45	L
KTM 250/300 XC OEM Color 09-10	08-10	ORANGE KTM	992453	50.45	L
KTM 250/300 XC OEM Color 13-14 *Part w/ textured finish like model 2014	13-16	ORANGE KTM/BLACK	992455	64.45	L
KTM 300 MXC	03-04	BLACK	992440	50.45	L
KTM 300 MXC	05-	BLACK	992441	50.45	L
KTM 300 MXC OEM Color	01-02	ORANGE KTM	992449	50.45	L
KTM 300 MXC OEM Color	03-04	ORANGE KTM	992450	50.45	L
KTM 300 MXC OEM Color	05-	ORANGE KTM	992451	50.45	L
KTM 350 EXC-F	12-13	BLACK	992444	50.45	L
KTM 350 EXC-F	12-13	WHITE KTM	992443	50.45	L
KTM 350 EXC-F *Part w/ glossy finish like model 2015	14-16	BLACK	993132	64.45	L
KTM 350 EXC-F *Part w/ glossy finish like model 2015	14-16	WHITE KTM	993131	64.45	L
KTM 350 EXC-F *Part w/ textured finish like model 2014	14-16	BLACK	992445	64.45	L

MODEL	YEAR	COLOR	PART #		
<b>KTM CONTINUED</b>					
KTM 350 EXC-F *Part w/ textured finish like model 2014	14-16	WHITE KTM	992448	64.45	L
KTM 350 EXC-F IPD *Part w/ textured finish like model 2014	14-16	ORANGE KTM/BLACK	992447	85.45	L
KTM 350 EXC-F OEM Color	12-13	ORANGE KTM	992454	50.45	L
KTM 350 EXC-F OEM Color *Part w/ glossy finish like model 2015	14-16	WHITE KTM/ ORANGE KTM	993133	64.45	L
KTM 350 EXC-FOEM Color 14 *Part w/ textured finish like model 2014	14-16	ORANGE KTM/BLACK	992455	64.45	L
KTM 350 SX-F	11-12	BLACK	992444	50.45	L
KTM 350 SX-F	11-12	WHITE KTM	992443	50.45	L
KTM 350 SX-F *Part w/ glossy finish like model 2015	13-15	BLACK	993132	64.45	L
KTM 350 SX-F *Part w/ textured finish like model 2014	13-15	BLACK	992445	64.45	L
KTM 350 SX-F *Part w/ textured finish like model 2014	13-15	WHITE KTM	992448	64.45	L
KTM 350 SX-F IPD *Part w/ textured finish like model 2014	13-15	ORANGE KTM/BLACK	992447	85.45	L
KTM 350 SX-F OEM Color	11-12	ORANGE KTM	992454	50.45	L
KTM 350 SX-F OEM Color 13-14 *Part w/ textured finish like model 2014	13-15	ORANGE KTM/BLACK	992455	64.45	L
KTM 350 SX-FNEW *Part w/ glossy finish like model 2015	13-15	WHITE KTM	993131	64.45	L
KTM 350 SX-FOEM Color *Part w/ glossy finish like model 2015	13-15	WHITE KTM/ ORANGE KTM	993133	64.45	L
KTM 350 XC-F	11-12	BLACK	992444	50.45	L
KTM 350 XC-F	11-12	WHITE KTM	992443	50.45	L
KTM 350 XC-F *Part w/ glossy finish like model 2015	13-15	BLACK	993132	64.45	L
KTM 350 XC-F *Part w/ glossy finish like model 2015	13-15	BLACK	993132	64.45	L

MODEL	YEAR	COLOR	PART #		
<b>KTM CONTINUED</b>					
KTM 350 XC-F *Part w/ glossy finish like model 2015	13-15	WHITE KTM	993131	64.45	L
KTM 350 XC-F *Part w/ glossy finish like model 2015	13-15	WHITE KTM	993131	64.45	L
KTM 350 XC-F *Part w/ textured finish like model 2014	13-15	BLACK	992445	64.45	L
KTM 350 XC-F *Part w/ textured finish like model 2014	13-15	BLACK	992445	64.45	L
KTM 350 XC-F *Part w/ textured finish like model 2014	13-15	WHITE KTM	992448	64.45	L
KTM 350 XC-F *Part w/ textured finish like model 2014	13-15	WHITE KTM	992448	64.45	L
KTM 350 XC-F IPD *Part w/ textured finish like model 2014	13-15	ORANGE KTM/BLACK	992447	85.45	L
KTM 350 XC-F IPD *Part w/ textured finish like model 2014	13-15	ORANGE KTM/BLACK	992447	85.45	L
KTM 350 XC-F OEM Color	11-12	ORANGE KTM	992454	50.45	L
KTM 350 XC-F OEM Color *Part w/ glossy finish like model 2015	13-15	WHITE KTM/ ORANGE KTM	993133	64.45	L
KTM 350 XC-F OEM Color *Part w/ glossy finish like model 2015	13-15	WHITE KTM/ ORANGE KTM	993133	64.45	L
KTM 350 XC-F OEM Color 13-14 *Part w/ textured finish like model 2014	13-15	ORANGE KTM/BLACK	992455	64.45	L
KTM 350 XC-F OEM Color 13-14 *Part w/ textured finish like model 2014	13-15	ORANGE KTM/BLACK	992455	64.45	L
KTM 380 EXC OEM Color	01-02	ORANGE KTM	992449	50.45	L
KTM 380 MXC OEM Color	01-	ORANGE KTM	992449	50.45	L
KTM 380 SX	01-02	BLACK	992440	50.45	L
KTM 380 SX OEM Color	01-02	ORANGE KTM	992450	50.45	L
KTM 400 EXC	09-11	WHITE KTM	992442	50.45	L
KTM 400 EXC IPD	09-11	ORANGE KTM	992446	85.45	L
KTM 400 EXC OEM Color 09	09-11	BLACK	992452	50.45	L

- accessories
- body
- handlebar & grips
- cables & levers
- exhaust
- engine
- fuel & intake
- electrical & ignition
- clutch
- drive
- bearings
- brakes
- steering & suspension
- tires
- tools & shop

- accessories
- body
- handlebar & grips
- cables & levers
- exhaust
- engine
- fuel & intake
- electrical & ignition
- clutch
- drive
- bearings
- brakes
- steering & suspension
- tires
- tools & shop

MODEL	YEAR	COLOR	PART #		
<b>KTM CONTINUED</b>					
KTM 400 EXC OEM Color 10-11	09-11	ORANGE KTM	<b>992453</b>	<b>50.45</b>	L
KTM 450 EXC	07-	BLACK	<b>992441</b>	<b>50.45</b>	L
KTM 450 EXC	12-13	BLACK	<b>992444</b>	<b>50.45</b>	L
KTM 450 EXC	08-11	WHITE KTM	<b>992442</b>	<b>50.45</b>	L
KTM 450 EXC	12-13	WHITE KTM	<b>992443</b>	<b>50.45</b>	L
KTM 450 EXC *Part w/ glossy finish like model 2015	14-16	BLACK	<b>993132</b>	<b>64.45</b>	L
KTM 450 EXC *Part w/ glossy finish like model 2015	14-16	WHITE KTM	<b>993131</b>	<b>64.45</b>	L
KTM 450 EXC *Part w/ textured finish like model 2014	14-16	BLACK	<b>992445</b>	<b>64.45</b>	L
KTM 450 EXC *Part w/ textured finish like model 2014	14-16	WHITE KTM	<b>992448</b>	<b>64.45</b>	L
KTM 450 EXC IPD	08-11	ORANGE KTM	<b>992446</b>	<b>85.45</b>	L
KTM 450 EXC IPD *Part w/ textured finish like model 2014	14-16	ORANGE KTM/BLACK	<b>992447</b>	<b>85.45</b>	L
KTM 450 EXC OEM Color	07-	ORANGE KTM	<b>992451</b>	<b>50.45</b>	L
KTM 450 EXC OEM Color	12-13	ORANGE KTM	<b>992454</b>	<b>50.45</b>	L
KTM 450 EXC OEM Color *Part w/ glossy finish like model 2015	14-16	WHITE KTM/ ORANGE KTM	<b>993133</b>	<b>64.45</b>	L
KTM 450 EXC OEM Color 08-09	08-11	BLACK	<b>992452</b>	<b>50.45</b>	L
KTM 450 EXC OEM Color 10-11	08-11	ORANGE KTM	<b>992453</b>	<b>50.45</b>	L
KTM 450 EXC OEM Color 14 *Part w/ textured finish like model 2014	14-16	ORANGE KTM/BLACK	<b>992455</b>	<b>64.45</b>	L
KTM 450 SX-F	11-12	BLACK	<b>992444</b>	<b>50.45</b>	L
KTM 450 SX-F	11-12	WHITE KTM	<b>992443</b>	<b>50.45</b>	L
KTM 450 SX-F	07-10	WHITE KTM	<b>992442</b>	<b>50.45</b>	L
KTM 450 SX-F	07-10	ORANGE KTM	<b>992453</b>	<b>50.45</b>	L
KTM 450 SX-F *Part w/ textured finish like model 2014	13-15	BLACK	<b>992445</b>	<b>64.45</b>	L
KTM 450 SX-F *Part w/ textured finish like model 2014	13-15	WHITE KTM	<b>992448</b>	<b>64.45</b>	L
KTM 450 SX-F IPD	07-10	ORANGE KTM	<b>992446</b>	<b>85.45</b>	L

MODEL	YEAR	COLOR	PART #		
<b>KTM CONTINUED</b>					
KTM 450 SX-F IPD *Part w/ textured finish like model 2014	13-15	ORANGE KTM/BLACK	<b>992447</b>	<b>85.45</b>	L
KTM 450 SX-F OEM Color	07-10	BLACK	<b>992452</b>	<b>50.45</b>	L
KTM 450 SX-F OEM Color 11-12	11-12	ORANGE KTM	<b>992454</b>	<b>50.45</b>	L
KTM 450 SX-F OEM Color 13-14 *Part w/ textured finish like model 2014	13-15	ORANGE KTM/BLACK	<b>992455</b>	<b>64.45</b>	L
KTM 450 SX- FNEW *Part w/ glossy finish like model 2015	13-15	BLACK	<b>993132</b>	<b>64.45</b>	L
KTM 450 SX- FNEW *Part w/ glossy finish like model 2015	13-15	WHITE KTM	<b>993131</b>	<b>64.45</b>	L
KTM 450 SX- FOEM Color *Part w/ glossy finish like model 2015	13-15	WHITE KTM/ ORANGE KTM	<b>993133</b>	<b>64.45</b>	L
KTM 450/505 XC-F	08-09	WHITE KTM	<b>992442</b>	<b>50.45</b>	L
KTM 450/505 XC-F OEM Color 08	08-09	BLACK	<b>992452</b>	<b>50.45</b>	L
KTM 450/505 XC-F OEM Color 09	08-09	ORANGE KTM	<b>992453</b>	<b>50.45</b>	L
KTM 450/525 SX	06-	BLACK	<b>992441</b>	<b>50.45</b>	L
KTM 450/525 SX OEM Color	06-	ORANGE KTM	<b>992451</b>	<b>50.45</b>	L
KTM 450/525 XC	07-	BLACK	<b>992441</b>	<b>50.45</b>	L
KTM 450/525 XC OEM Color	07-	ORANGE KTM	<b>992451</b>	<b>50.45</b>	L
KTM 500 EXC	12-13	BLACK	<b>992444</b>	<b>50.45</b>	L
KTM 500 EXC	12-13	WHITE KTM	<b>992443</b>	<b>50.45</b>	L
KTM 500 EXC *Part w/ glossy finish like model 2015	14-15	BLACK	<b>993132</b>	<b>64.45</b>	L
KTM 500 EXC *Part w/ glossy finish like model 2015	14-15	WHITE KTM	<b>993131</b>	<b>64.45</b>	L
KTM 500 EXC *Part w/ textured finish like model 2014	14-16	BLACK	<b>992445</b>	<b>64.45</b>	L
KTM 500 EXC *Part w/ textured finish like model 2014	14-16	WHITE KTM	<b>992448</b>	<b>64.45</b>	L
KTM 500 EXC IPD *Part w/ textured finish like model 2014	14-16	ORANGE KTM/BLACK	<b>992447</b>	<b>85.45</b>	L
KTM 500 EXC OEM Color	12-13	ORANGE KTM	<b>992454</b>	<b>50.45</b>	L

MODEL	YEAR	COLOR	PART #	
<b>KTM CONTINUED</b>				
KTM 500 EXC OEM Color *Part w/ glossy finish like model 2015	14-15	WHITE KTM/ ORANGE KTM	993133	64.45 L
KTM 500 EXC OEM Color 14 *Part w/ textured finish like model 2014	14-16	ORANGE KTM/BLACK	992455	64.45 L
KTM 505 SX-F	07-08	WHITE KTM	992442	50.45 L
KTM 505 SX-F	07-08	ORANGE KTM	992453	50.45 L
KTM 505 SX-F OEM Color	07-08	BLACK	992452	50.45 L
KTM 525 EXC	03-04	BLACK	992440	50.45 L
KTM 525 EXC	05-07	BLACK	992441	50.45 L
KTM 525 EXC OEM Color	03-04	ORANGE KTM	992450	50.45 L
KTM 525 EXC OEM Color	05-07	ORANGE KTM	992451	50.45 L
KTM 530 EXC	09-11	WHITE KTM	992442	50.45 L
KTM 530 EXC IPD	09-11	ORANGE KTM	992446	85.45 L
KTM 530 EXC OEM Color 09	09-11	BLACK	992452	50.45 L
KTM 530 EXC OEM Color 10-11	09-11	ORANGE KTM	992453	50.45 L
KTM 65 SX	09-15	WHITE KTM	992456	50.45 L
KTM 65 SX	16-	WHITE KTM	993194	64.45 L
KTM 65 SX IPD	09-15	BLACK	992458	85.45 L
KTM 65 SX IPD	09-15	ORANGE KTM	992457	85.45 L
KTM 65 SX OEM Color	02-08	ORANGE KTM	992459	50.45 L
KTM 65 SX OEM Color (new orange)	16-	ORANGE KTM16/ BLACK	993193	64.45 L
KTM 65 SX OEM Color 09-10	09-15	BLACK	992460	50.45 L
KTM 65 SX OEM Color 11-15	09-15	ORANGE KTM	992461	50.45 L
KTM 65 XC	09-	WHITE KTM	992456	50.45 L
KTM 65 XC OEM Color	09-	ORANGE KTM	992461	50.45 L
KTM 65 XC OEM Color	08-	ORANGE KTM	992459	50.45 L
KTM 85 SX	13-16	BLACK	992463	50.45 L
KTM 85 SX	13-16	BLACK/ WHITE KTM	992462	50.45 L
KTM 85 SX OEM Color	03-05	ORANGE KTM	992438	50.45 L
KTM 85 SX OEM Color	09-12	ORANGE KTM	992439	50.45 L
KTM 85 SX OEM Color 13-14	13-16	ORANGE KTM/BLACK	992464	50.45 L
KTM 85 SX OEM Color Color	13-16	ORANGE KTM/WHITE KTM	993134	50.45 L
KTM 85/105 XC	09-	ORANGE KTM	992439	50.45 L

MODEL	YEAR	COLOR	PART #	
<b>KTM CONTINUED</b>				
KTM SX125/150; SX-F250/350/450; XC-F250/350/450	16-	BLACK	993197	64.45 L
KTM SX125/150; SX-F250/350/450; XC-F250/350/450	16-	WHITE KTM	993196	64.45 L
KTM SX125/150; SX-F250/350/450; XC-F250/350/450 OEM Color (new orange)	16-	ORANGE KTM16/ BLACK	993195	64.45 L
<b>SUZUKI</b>				
DR-Z110 OEM Color	03-06	YELLOW RM01	992536	50.45 L
RM100 OEM Color (only one side)	03-06	YELLOW RM01	992537	50.45 L
RM125 / 250 OEM Color	96-98	YELLOW	992538	50.45 L
RM125 / 250 OEM Color	99-00	YELLOW	992539	50.45 L
RM125 / 250 OEM Color	01-08	YELLOW RM01	992540	50.45 L
RM65 OEM Color	03-05	YELLOW RM01	992536	50.45 L
RM85 OEM Color	02-15	YELLOW RM01	992541	25.45 L
RMZ250	10-16	BLACK	992542	64.45 L
RMZ250 OEM Color	04-06	YELLOW RM01	992543	50.45 L
RMZ250 OEM Color	10-16	BLACK/ YELLOW RM01	992544	64.45 L
RMZ250 OEM Color	07-09	YELLOW RM01	992545	50.45 L
RMZ450	07-	BLACK	992546	50.45 L
RMZ450	08-16	BLACK	992548	50.45 L
RMZ450 OEM Color	07-	YELLOW RM01	992549	50.45 L
RMZ450 OEM Color	05-06	YELLOW RM01	992551	50.45 L
RMZ450 OEM Color 09-16	08-16	BLACK/ YELLOW RM01	992550	50.45 L
RMZ450 OEM Color 2008	08-15	BLUE/ YELLOW RM01	992552	50.45 L
<b>YAMAHA</b>				
WR250F	15-16	BLACK	992658	50.45 L
WR250F	15-16	BLUE YAM98	992661	50.45 L
WR250F IPD	16-16	WHITE	992656	160.95 L
WR250F OEM Color	05-06	BLUE YAM98	992641	50.45 L
WR250F OEM Color	15-16	WHITE	992657	50.45 L
WR250F OEM Color 07-14	07-14	BLUE YAM98	992642	50.45 L

- accessories
- body
- handlebar & grips
- cables & levers
- exhaust
- engine
- fuel & intake
- electrical & ignition
- clutch
- drive
- bearings
- brakes
- steering & suspension
- tires
- tools & shop

- accessories
- body
- handlebar & grips
- cables & levers
- exhaust
- engine
- fuel & intake
- electrical & ignition
- clutch
- drive
- bearings
- brakes
- steering & suspension
- tires
- tools & shop

MODEL	YEAR	COLOR	PART #		
<b>YAMAHA CONTINUED</b>					
WR450F	12-15	BLUE YAM98/ BLACK	<b>992644</b>	<b>64.45</b>	L
WR450F	12-15	WHITE/ BLACK	<b>992643</b>	<b>64.45</b>	L
WR450F	12-15	BLACK	<b>992645</b>	<b>64.45</b>	L
WR450F OEM Color	05-06	BLUE YAM98	<b>992641</b>	<b>50.45</b>	L
WR450F OEM Color	07-11	BLUE YAM98	<b>992642</b>	<b>50.45</b>	L
WR450F OEM Color 12-15	12-15	BLUE YAM98/ WHITE	<b>992646</b>	<b>64.45</b>	L
YFZ450	04-08	BLACK	<b>992665</b>	<b>86.95</b>	L
YFZ450	04-08	BLUE YAM 98	<b>992666</b>	<b>86.95</b>	L
YFZ450	04-08	WHITE	<b>992664</b>	<b>86.95</b>	L
YZ125/250	02-14	BLACK	<b>992648</b>	<b>50.45</b>	L
YZ125/250	15-16	BLACK	<b>993137</b>	<b>50.45</b>	L
YZ125/250	02-14	WHITE	<b>992647</b>	<b>50.45</b>	L
YZ125/250	15-16	WHITE	<b>993136</b>	<b>50.45</b>	L
YZ125/250 OEM Color	96-01	BLUE YAM98	<b>992649</b>	<b>50.45</b>	L
YZ125/250 OEM Color	15-16	BLUE YAM98	<b>993138</b>	<b>50.45</b>	L
YZ125/250 OEM Color 02-14	02-14	BLUE YAM98	<b>992650</b>	<b>50.45</b>	L
YZ250F	06-09	BLACK	<b>992651</b>	<b>50.45</b>	L
YZ250F	10-13	BLACK	<b>992645</b>	<b>64.45</b>	L
YZ250F	06-09	WHITE	<b>992653</b>	<b>50.45</b>	L
YZ250F	14-16	BLACK	<b>992658</b>	<b>50.45</b>	L
YZ250F	14-16	BLUE YAM98	<b>992661</b>	<b>50.45</b>	L
YZ250F 12-13 OEM Color Lim- ited Edition	10-13	WHITE/ BLACK	<b>992643</b>	<b>64.45</b>	L
YZ250F IPD	06-09	BLUE YAM98	<b>992654</b>	<b>88.95</b>	L
YZ250F IPD	06-09	WHITE	<b>992655</b>	<b>88.95</b>	L
YZ250F IPD	14-16	WHITE	<b>992656</b>	<b>160.95</b>	L
YZ250F OEM Color	01-02	BLUE YAM98	<b>992659</b>	<b>50.45</b>	L
YZ250F OEM Color	03-05	BLUE YAM98	<b>992641</b>	<b>50.45</b>	L
YZ250F OEM Color	14-16	WHITE	<b>992657</b>	<b>50.45</b>	L

MODEL	YEAR	COLOR	PART #		
<b>YAMAHA CONTINUED</b>					
YZ250F OEM Color 06-09	06-09	BLUE YAM98	<b>992660</b>	<b>50.45</b>	L
YZ250F OEM Color 10	10-13	BLUE YAM98/ BLACK	<b>992644</b>	<b>64.45</b>	L
YZ250F OEM Color 11-12	10-13	BLUE YAM98/ WHITE	<b>992646</b>	<b>64.45</b>	L
YZ250FX	15-16	BLUE YAM98	<b>992661</b>	<b>50.45</b>	L
YZ250FX	15-16	BLACK	<b>992658</b>	<b>50.45</b>	L
YZ250FX IPD	15-16	WHITE	<b>992656</b>	<b>160.95</b>	L
YZ250FX OEM Color	15-16	WHITE	<b>992657</b>	<b>50.45</b>	L
YZ426F OEM Color	00-02	BLUE YAM98	<b>992659</b>	<b>50.45</b>	L
YZ450F	06-09	BLACK	<b>992651</b>	<b>50.45</b>	L
YZ450F	06-09	WHITE	<b>992653</b>	<b>50.45</b>	L
YZ450F	14-16	BLACK	<b>992658</b>	<b>50.45</b>	L
YZ450F	14-16	BLUE YAM98	<b>992661</b>	<b>50.45</b>	L
YZ450F IPD	06-09	BLUE YAM98	<b>992654</b>	<b>88.95</b>	L
YZ450F IPD	06-09	WHITE	<b>992655</b>	<b>88.95</b>	L
YZ450F IPD	14-16	WHITE	<b>992656</b>	<b>160.95</b>	L
YZ450F OEM Color	03-05	BLUE YAM98	<b>992641</b>	<b>50.45</b>	L
YZ450F OEM Color	14-16	WHITE	<b>992657</b>	<b>50.45</b>	L
YZ450F OEM Color 06-09	06-09	BLUE YAM98	<b>992660</b>	<b>50.45</b>	L
YZ450F OEM Color 11 Limited Edition (Radiator Scoops W/ Tank Cover)	10-13	BLACK/ WHITE	<b>992667</b>	<b>122.45</b>	L
YZ450F OEM Color 11-13 (Radiator Scoops W/ Tank Cover)	10-13	BLUE YAM98/ WHITE	<b>992668</b>	<b>122.45</b>	L
YZ80 OEM Color	93-01	BLUE YAM98	<b>992662</b>	<b>25.45</b>	L
YZ85 OEM Color 02-14	02-14	BLUE YAM98	<b>992663</b>	<b>25.45</b>	L
YZ85 OEM Color 15 (right side only)	15-16	BLUE YAM98	<b>993386</b>	<b>25.45</b>	L

# Polisport®

**AIRBOX  
COVERS**



- accessories
- body**
- handlebar & grips
- cables & levers
- exhaust
- engine
- fuel & intake
- electrical & ignition
- clutch
- drive
- bearings
- brakes
- steering & suspension
- tires
- tools & shop

MODEL	COLOR	YEAR	PART #		
<b>HONDA</b>					
CRF250R	white	10-13	<b>992069</b>	<b>31.95</b>	L
CRF250R	black	10-13	<b>992070</b>	<b>31.95</b>	L
CRF250R	red cr04	14-16	<b>992071</b>	<b>31.95</b>	L
CRF250R	black	14-16	<b>992072</b>	<b>31.95</b>	L
CRF250R OEM Color	red cr04	10-13	<b>992073</b>	<b>31.95</b>	L
CRF250R OEM Color	white	14-16	<b>992075</b>	<b>31.95</b>	L
CRF250R OEM Color USA	white	14-16	<b>992074</b>	<b>31.95</b>	L
CRF250R USA	red cr04	14-16	<b>992076</b>	<b>31.95</b>	L
CRF250R USA	black	14-16	<b>992077</b>	<b>31.95</b>	L
CRF450R	white	09-12	<b>992069</b>	<b>31.95</b>	L
CRF450R	black	09-12	<b>992070</b>	<b>31.95</b>	L
CRF450R	red cr04	13-16	<b>992071</b>	<b>31.95</b>	L
CRF450R	black	13-16	<b>992072</b>	<b>31.95</b>	L
CRF450R OEM Color	red cr04	09-12	<b>992073</b>	<b>31.95</b>	L
CRF450R OEM Color	white	13-16	<b>992075</b>	<b>31.95</b>	L
CRF450R OEM Color USA	white	13-16	<b>992074</b>	<b>31.95</b>	L
CRF450R USA	red cr04	13-16	<b>992076</b>	<b>31.95</b>	L
CRF450R USA	black	13-16	<b>992077</b>	<b>31.95</b>	L
<b>KTM</b>					
125 SX *Part w/ glossy finish like model 2015	white ktm	13-15	<b>993143</b>	<b>48.45</b>	L
125 SX *Part w/ glossy finish like model 2015	black	13-15	<b>993144</b>	<b>48.45</b>	L
125 SX *Part w/ textured finish like model 2014	black	13-15	<b>992380</b>	<b>48.45</b>	L
125 SX IPD *Part w/ textured finish like model 2014	orange ktm/ black	13-15	<b>992381</b>	<b>75.95</b>	L
125 SX OEM Color *Part w/ glossy finish like model 2015	white ktm/ orange ktm	13-15	<b>993142</b>	<b>48.45</b>	L
125 SX OEM Color 13-14 *Part w/ textured finish like model 2014	orange/ black	13-15	<b>992383</b>	<b>48.45</b>	L

MODEL	COLOR	YEAR	PART #		
<b>KTM CONTINUED</b>					
125/ 250 SX OEM Color	orange ktm	12-	<b>992382</b>	<b>48.45</b>	L
125/200/250/300 EXC	white ktm	12-13	<b>992371</b>	<b>48.45</b>	L
125/200/250/300 EXC	black	12-13	<b>992372</b>	<b>48.45</b>	L
125/200/250/300 EXC *Part w/ glossy finish like model 2015	white ktm	14-16	<b>993146</b>	<b>48.45</b>	L
125/200/250/300 EXC *Part w/ glossy finish like model 2015	black	14-16	<b>993147</b>	<b>48.45</b>	L
125/200/250/300 EXC *Part w/ textured finish like model 2014	white	14-16	<b>992373</b>	<b>48.45</b>	L
125/200/250/300 EXC *Part w/ textured finish like model 2014	black	14-16	<b>992374</b>	<b>48.45</b>	L
125/200/250/300 EXC OEM Color	orange ktm	12-13	<b>992375</b>	<b>48.45</b>	L
125/200/250/300 EXC OEM Color 14 *Part w/ textured finish like model 2014	orange/ black	14-16	<b>992376</b>	<b>48.45</b>	L
125/200/250/300 EXC OEM Color 15 *Part w/ glossy finish like model 2015	white ktm/ orange ktm	14-16	<b>993145</b>	<b>48.45</b>	L
125/250 SX	white ktm	11-	<b>992371</b>	<b>48.45</b>	L
125/250 SX	black	11-	<b>992372</b>	<b>48.45</b>	L
125/250 SX	white ktm	12-	<b>992377</b>	<b>48.45</b>	L
125/250 SX	black	12-	<b>992378</b>	<b>48.45</b>	L
125/250 SX OEM Color	orange ktm	11-	<b>992375</b>	<b>48.45</b>	L
150 SX	white ktm	11-	<b>992371</b>	<b>48.45</b>	L
150 SX	black	11-	<b>992372</b>	<b>48.45</b>	L
150 SX	white ktm	12-	<b>992377</b>	<b>48.45</b>	L
150 SX	black	12-	<b>992378</b>	<b>48.45</b>	L

- accessories
- body
- handlebar & grips
- cables & levers
- exhaust
- engine
- fuel & intake
- electrical & ignition
- clutch
- drive
- bearings
- brakes
- steering & suspension
- tires
- tools & shop

MODEL	COLOR	YEAR	PART #		
<b>KTM CONTINUED</b>					
150 SX *Part w/ glossy finish like model 2015	white ktm	13-15	<b>993143</b>	<b>48.45</b>	L
150 SX *Part w/ glossy finish like model 2015	black	13-15	<b>993144</b>	<b>48.45</b>	L
150 SX *Part w/ textured finish like model 2014	black	13-15	<b>992380</b>	<b>48.45</b>	L
150 SX IPD *Part w/ textured finish like model 2014	orange ktm/ black	13-15	<b>992381</b>	<b>75.95</b>	L
150 SX OEM Color	orange ktm	11-	<b>992375</b>	<b>48.45</b>	L
150 SX OEM Color	orange ktm	12-	<b>992382</b>	<b>48.45</b>	L
150 SX OEM Color *Part w/ glossy finish like model 2015	white ktm/ orange ktm	13-15	<b>993142</b>	<b>48.45</b>	L
150 SX OEM Color 13-14 *Part w/ textured finish like model 2014	orange/ black	13-15	<b>992383</b>	<b>48.45</b>	L
150 XC *Part w/ glossy finish like model 2015	white ktm	13-16	<b>993143</b>	<b>48.45</b>	L
150 XC *Part w/ glossy finish like model 2015	black	13-16	<b>993144</b>	<b>48.45</b>	L
150 XC *Part w/ textured finish like model 2014	black	13-16	<b>992380</b>	<b>48.45</b>	L
150 XC IPD *Part w/ textured finish like model 2014	orange ktm/ black	13-16	<b>992381</b>	<b>75.95</b>	L
150 XC OEM Color *Part w/ glossy finish like model 2015	white ktm/ orange ktm	13-16	<b>993142</b>	<b>48.45</b>	L
150 XC OEM Color 13-14 *Part w/ textured finish like model 2014	orange/ black	13-16	<b>992383</b>	<b>48.45</b>	L
250 EXC-F	white ktm	12-13	<b>992371</b>	<b>48.45</b>	L
250 EXC-F	black	12-13	<b>992372</b>	<b>48.45</b>	L
250 EXC-F OEM Color	orange ktm	12-13	<b>992375</b>	<b>48.45</b>	L
250 EXC-F *Part w/ glossy finish like model 2015	white ktm	14-16	<b>993146</b>	<b>48.45</b>	L
250 EXC-F *Part w/ glossy finish like model 2015	black	14-16	<b>993147</b>	<b>48.45</b>	L
250 EXC-F *Part w/ textured finish like model 2014	white	14-16	<b>992373</b>	<b>48.45</b>	L
250 EXC-F *Part w/ textured finish like model 2014	black	14-16	<b>992374</b>	<b>48.45</b>	L
250 EXC-F OEM Color *Part w/ glossy finish like model 2015	white ktm/ orange ktm	14-16	<b>993145</b>	<b>48.45</b>	L
250 EXC-FOEM Color 14 *Part w/ textured finish like model 2014	orange/ black	14-16	<b>992376</b>	<b>48.45</b>	L

MODEL	COLOR	YEAR	PART #		
<b>KTM CONTINUED</b>					
250 SX *Part w/ glossy finish like model 2015	white ktm	13-16	<b>993143</b>	<b>48.45</b>	L
250 SX *Part w/ glossy finish like model 2015	black	13-16	<b>993144</b>	<b>48.45</b>	L
250 SX *Part w/ textured finish like model 2014	black	13-16	<b>992380</b>	<b>48.45</b>	L
250 SX- F	white ktm	11-12	<b>992377</b>	<b>48.45</b>	L
250 SX- F	black	11-12	<b>992378</b>	<b>48.45</b>	L
250 SX- F *Part w/ glossy finish like model 2015	white ktm	13-15	<b>993143</b>	<b>48.45</b>	L
250 SX- F *Part w/ glossy finish like model 2015	black	13-15	<b>993144</b>	<b>48.45</b>	L
250 SX- F *Part w/ textured finish like model 2014	black	13-15	<b>992380</b>	<b>48.45</b>	L
250 SX- F IPD *Part w/ textured finish like model 2014	orange ktm/ black	13-15	<b>992381</b>	<b>75.95</b>	L
250 SX- F OEM Color	orange ktm	11-12	<b>992382</b>	<b>48.45</b>	L
250 SX- F OEM Color *Part w/ glossy finish like model 2015	white ktm/ orange ktm	13-15	<b>993142</b>	<b>48.45</b>	L
250 SX- F OEM Color 13-14 *Part w/ textured finish like model 2014	orange/ black	13-15	<b>992383</b>	<b>48.45</b>	L
250 SX IPD *Part w/ textured finish like model 2014	orange ktm/ black	13-16	<b>992381</b>	<b>75.95</b>	L
250 SX OEM Color *Part w/ glossy finish like model 2015	white ktm/ orange ktm	13-16	<b>993142</b>	<b>48.45</b>	L
250 SX OEM Color 13-14 *Part w/ textured finish like model 2014	orange/ black	13-16	<b>992383</b>	<b>48.45</b>	L
250 XC-F *Part w/ glossy finish like model 2015	white ktm	13-15	<b>993143</b>	<b>48.45</b>	L
250 XC-F *Part w/ glossy finish like model 2015	black	13-15	<b>993144</b>	<b>48.45</b>	L
250 XC-F *Part w/ textured finish like model 2014	black	13-15	<b>992380</b>	<b>48.45</b>	L
250 XC-F IPD *Part w/ textured finish like model 2014	orange ktm/ black	13-15	<b>992381</b>	<b>75.95</b>	L
250 XC-F OEM Color *Part w/ glossy finish like model 2015	white ktm/ orange ktm	13-15	<b>993142</b>	<b>48.45</b>	L
250 XC-F OEM Color 13-14 *Part w/ textured finish like model 2014	orange/ black	13-15	<b>992383</b>	<b>48.45</b>	L
250/300 XC *Part w/ glossy finish like model 2015	white ktm	13-16	<b>993143</b>	<b>48.45</b>	L



MODEL	COLOR	YEAR	PART #		
<b>KTM CONTINUED</b>					
250/300 XC *Part w/ glossy finish like model 2015	black	13-16	<b>993144</b>	<b>48.45</b>	L
250/300 XC *Part w/ textured finish like model 2014	black	13-16	<b>992380</b>	<b>48.45</b>	L
250/300 XC IPD *Part w/ textured finish like model 2014	orange ktm/ black	13-16	<b>992381</b>	<b>75.95</b>	L
250/300 XC OEM Color *Part w/ glossy finish like model 2015	white ktm/ orange ktm	13-16	<b>993142</b>	<b>48.45</b>	L
250/300 XC OEM Color 13-14 *Part w/ textured finish like model 2014	orange/ black	13-16	<b>992383</b>	<b>48.45</b>	L
350 EXC-F	white ktm	12-13	<b>992371</b>	<b>48.45</b>	L
350 EXC-F	black	12-13	<b>992372</b>	<b>48.45</b>	L
350 EXC-F *Part w/ glossy finish like model 2015	white ktm	14-16	<b>993146</b>	<b>48.45</b>	L
350 EXC-F *Part w/ glossy finish like model 2015	black	14-16	<b>993147</b>	<b>48.45</b>	L
350 EXC-F *Part w/ textured finish like model 2014	white	14-16	<b>992373</b>	<b>48.45</b>	L
350 EXC-F *Part w/ textured finish like model 2014	black	14-16	<b>992374</b>	<b>48.45</b>	L
350 EXC-F OEM Color	orange ktm	12-13	<b>992375</b>	<b>48.45</b>	L
350 EXC-F OEM Color *Part w/ glossy finish like model 2015	white ktm/ orange ktm	14-16	<b>993145</b>	<b>48.45</b>	L
350 EXC-F OEM Color 14 *Part w/ textured finish like model 2014	orange/ black	14-16	<b>992376</b>	<b>48.45</b>	L
350 SX- F	white ktm	11-12	<b>992377</b>	<b>48.45</b>	L
350 SX- F	black	11-12	<b>992378</b>	<b>48.45</b>	L
350 SX- F *Part w/ glossy finish like model 2015	white ktm	13-15	<b>993143</b>	<b>48.45</b>	L
350 SX- F *Part w/ glossy finish like model 2015	black	13-15	<b>993144</b>	<b>48.45</b>	L
350 SX- F *Part w/ textured finish like model 2014	black	13-15	<b>992380</b>	<b>48.45</b>	L
350 SX- F IPD *Part w/ textured finish like model 2014	orange ktm/ black	13-15	<b>992381</b>	<b>75.95</b>	L
350 SX- F OEM Color	orange ktm	11-12	<b>992382</b>	<b>48.45</b>	L
350 SX- F OEM Color *Part w/ glossy finish like model 2015	white ktm/ orange ktm	13-15	<b>993142</b>	<b>48.45</b>	L

MODEL	COLOR	YEAR	PART #		
<b>KTM CONTINUED</b>					
350 SX- F OEM Color 13-14 *Part w/ textured finish like model 2014	orange/ black	13-15	<b>992383</b>	<b>48.45</b>	L
350 XC-F *Part w/ glossy finish like model 2015	white ktm	13-15	<b>993143</b>	<b>48.45</b>	L
350 XC-F *Part w/ glossy finish like model 2015	black	13-15	<b>993144</b>	<b>48.45</b>	L
350 XC-F *Part w/ textured finish like model 2014	black	13-15	<b>992380</b>	<b>48.45</b>	L
350 XC-F IPD *Part w/ textured finish like model 2014	orange ktm/ black	13-15	<b>992381</b>	<b>75.95</b>	L
350 XC-F OEM Color *Part w/ glossy finish like model 2015	white ktm/ orange ktm	13-15	<b>993142</b>	<b>48.45</b>	L
350 XC-F OEM Color 13-14 *Part w/ textured finish like model 2014	orange/ black	13-15	<b>992383</b>	<b>48.45</b>	L
450 EXC	white ktm	12-13	<b>992371</b>	<b>48.45</b>	L
450 EXC	black	12-13	<b>992372</b>	<b>48.45</b>	L
450 EXC *Part w/ glossy finish like model 2015	white ktm	14-16	<b>993146</b>	<b>48.45</b>	L
450 EXC *Part w/ glossy finish like model 2015	black	14-16	<b>993147</b>	<b>48.45</b>	L
450 EXC *Part w/ textured finish like model 2014	white	14-16	<b>992373</b>	<b>48.45</b>	L
450 EXC *Part w/ textured finish like model 2014	black	14-16	<b>992374</b>	<b>48.45</b>	L
450 EXC OEM Color	orange ktm	12-13	<b>992375</b>	<b>48.45</b>	L
450 EXC OEM Color 15 *Part w/ glossy finish like model 2015	white ktm/ orange ktm	14-16	<b>993145</b>	<b>48.45</b>	L
450 EXC OEM Color 14 *Part w/ textured finish like model 2014	orange/ black	14-16	<b>992376</b>	<b>48.45</b>	L
450 SX- F	white ktm	11-12	<b>992377</b>	<b>48.45</b>	L
450 SX- F	black	11-12	<b>992378</b>	<b>48.45</b>	L
450 SX- F *Part w/ glossy finish like model 2015	white ktm	13-15	<b>993143</b>	<b>48.45</b>	L
450 SX- F *Part w/ glossy finish like model 2015	black	13-15	<b>993144</b>	<b>48.45</b>	L
450 SX- F *Part w/ textured finish like model 2014	black	13-15	<b>992380</b>	<b>48.45</b>	L
450 SX- F IPD *Part w/ textured finish like model 2014	orange ktm/ black	13-15	<b>992381</b>	<b>75.95</b>	L
450 SX- F OEM Color	orange ktm	11-12	<b>992382</b>	<b>48.45</b>	L

- accessories
- body**
- handlebar & grips
- cables & levers
- exhaust
- engine
- fuel & intake
- electrical & ignition
- clutch
- drive
- bearings
- brakes
- steering & suspension
- tires
- tools & shop

- accessories
- body
- handlebar & grips
- cables & levers
- exhaust
- engine
- fuel & intake
- electrical & ignition
- clutch
- drive
- bearings
- brakes
- steering & suspension
- tires
- tools & shop

MODEL	COLOR	YEAR	PART #		
<b>KTM CONTINUED</b>					
450 SX- F OEM Color *Part w/ glossy finish like model 2015	white ktm/ orange ktm	13-15	<b>993142</b>	<b>48.45</b>	L
450 SX- F OEM Color 13-14 *Part w/ textured finish like model 2014	orange/ black	13-15	<b>992383</b>	<b>48.45</b>	L
450 XC-F *Part w/ glossy finish like model 2015	white ktm	13-15	<b>993143</b>	<b>48.45</b>	L
450 XC-F *Part w/ glossy finish like model 2015	black	13-15	<b>993144</b>	<b>48.45</b>	L
450 XC-F *Part w/ tex- tured finish like model 2014	black	13-15	<b>992380</b>	<b>48.45</b>	L
450 XC-F IPD *Part w/ textured finish like model 2014	orange ktm/ black	13-15	<b>992381</b>	<b>75.95</b>	L
450 XC-F OEM Color *Part w/ glossy finish like model 2015	white ktm/ orange ktm	13-15	<b>993142</b>	<b>48.45</b>	L
450 XC-F OEM Color 13-14 *Part w/ textured finish like model 2014	orange/ black	13-15	<b>992383</b>	<b>48.45</b>	L
500 EXC	white ktm	12-13	<b>992371</b>	<b>48.45</b>	L
500 EXC	black	12-13	<b>992372</b>	<b>48.45</b>	L
500 EXC *Part w/ glossy finish like model 2015	white ktm	14-16	<b>993146</b>	<b>48.45</b>	L
500 EXC *Part w/ glossy finish like model 2015	black	14-16	<b>993147</b>	<b>48.45</b>	L
500 EXC *Part w/ tex- tured finish like model 2014	white	14-16	<b>992373</b>	<b>48.45</b>	L

MODEL	COLOR	YEAR	PART #		
<b>KTM CONTINUED</b>					
500 EXC *Part w/ tex- tured finish like model 2014	black	14-16	<b>992374</b>	<b>48.45</b>	L
500 EXC OEM Color	orange ktm	12-13	<b>992375</b>	<b>48.45</b>	L
500 EXC OEM Color *Part w/ glossy finish like model 2015	white ktm/ orange ktm	14-16	<b>993145</b>	<b>48.45</b>	L
500 EXC OEM Color 14 *Part w/ textured finish like model 2014	orange/ black	14-16	<b>992376</b>	<b>48.45</b>	L
65 SX	black	09-15	<b>992370</b>	<b>47.45</b>	L
65 XC	black	09-	<b>992370</b>	<b>47.45</b>	L
85 SX	white ktm/ black	13-16	<b>992384</b>	<b>23.95</b>	L
85 SX	black	13-16	<b>992385</b>	<b>23.95</b>	L
85 SX OEM Color	white ktm/ orange ktm	13-16	<b>993141</b>	<b>23.95</b>	L
85 SX OEM Color 13-14/16	orange ktm/ black	13-16	<b>992386</b>	<b>23.95</b>	L
SX125/150; SX-F250/350/450; XC-F250/350/450 (one side only)	black	16-	<b>993208</b>	<b>23.45</b>	L
SX125/150; SX-F250/350/450; XC-F250/350/450 (one side only) (new orange)	orange ktm16	16-	<b>993206</b>	<b>23.45</b>	L
SX125/150; SX-F250/350/450; XC-F250/350/450 OEM Color (one side only)	white ktm	16-	<b>993207</b>	<b>23.45</b>	L

## SKID PLATES



MODEL	YEAR	STYLE	COLOR	PART #	
<b>HUSABERG</b>					
FE 250	13-	Enduro	BLACK	<b>992497</b>	<b>146.45</b> L
FE 250	13-	MX	BLACK	<b>992491</b>	<b>143.45</b> L
FE 250	14-	Enduro	BLACK	<b>993355</b>	<b>146.45</b> L
FE 250	14-	MX	BLACK	<b>993349</b>	<b>143.45</b> L
FE350	14-	Enduro	BLACK	<b>993355</b>	<b>146.45</b> L

MODEL	YEAR	STYLE	COLOR	PART #	
<b>HUSABERG CONTINUED</b>					
TE 125	12-14	Enduro	BLACK	<b>992495</b>	<b>146.45</b> L
TE 125	12-14	MX	BLACK	<b>992487</b>	<b>143.45</b> L
TE 250	14-	Enduro	BLACK	<b>993354</b>	<b>146.45</b> L
TE 250/300	12-	MX	BLACK	<b>992489</b>	<b>143.45</b> L

MODEL	YEAR	STYLE	COLOR	PART #	
<b>HUSABERG CONTINUED</b>					
TE 250/300	14-	MX	BLACK	993348	143.45 L
TE300	14-	Enduro	BLACK	993354	146.45 L
<b>HONDA</b>					
CRF250R	04-09	MX	BLACK	992235	143.45 L
CRF250R	04-09	Enduro	BLACK	992233	146.45 L
CRF250R	10-13	MX	BLACK	992236	143.45 L
CRF250R	11-13	Enduro	BLACK	992234	146.45 L
CRF250X	04-13	MX	BLACK	992242	143.45 L
CRF450R	05-08	MX	BLACK	992238	143.45 L
CRF450R	09-14	MX	BLACK	992239	143.45 L
CRF450R	09-15	Enduro	BLACK	992237	146.45 L
CRF450R	13-	MX	BLACK	992240	143.45 L
CRFX250	04-14	Enduro	BLACK	992241	146.45 L
CRFX450	05-13	MX	BLACK	992243	143.45 L
<b>HUSQVARNA</b>					
FC/FE 250	14-15	MX	BLACK	993349	143.45 L
FC/FE 350	14-15	MX	BLACK	993349	143.45 L
FE 250	14-15	Enduro	BLACK	993355	146.45 L
FE 350	14-15	Enduro	BLACK	993355	146.45 L
TE 250	14-15	Enduro	BLACK	993354	146.45 L
TE 250/350	14-15	MX	BLACK	993348	143.45 L
TE 350	14-15	Enduro	BLACK	993354	146.45 L
<b>KAWASAKI</b>					
KX250F	10-15	MX	BLACK	992367	143.45 L
KX450F	12-15	Enduro	BLACK	992368	146.45 L
<b>KTM</b>					
125/150/200 SX/XC	07-11	Enduro	BLACK	992495	146.45 L
125/150/200 SX/XC	07-11	MX	BLACK	992487	143.45 L
125/200 EXC	08-15	Enduro	BLACK	992495	146.45 L
125/200 EXC	08-15	MX	BLACK	992487	143.45 L
125/200 XCW	08-13	Enduro	BLACK	992495	146.45 L
125/200 XCW	08-13	MX	BLACK	992487	143.45 L
250 EXC	14-15	MX	BLACK	993348	143.45 L
250 EXC-F	08-11	MX	BLACK	992488	143.45 L
250 SX-F	11-12	Enduro	BLACK	992497	146.45 L
250 SX-F	11-12	MX	BLACK	992491	143.45 L
250 SX-F	13-15	MX	BLACK	993349	143.45 L
250 SX-F / 350 XC-F	13-15	Enduro	BLACK	993355	146.45 L

MODEL	YEAR	STYLE	COLOR	PART #	
<b>KTM CONTINUED</b>					
250 SX-F/XC-F	07-10	MX	BLACK	992488	143.45 L
250 XC-F / 350 SX-F	11-15	Enduro	BLACK	993355	146.45 L
250 XC-F / 350 SX-F	11-15	MX	BLACK	993349	143.45 L
250/300 EXC	14-15	Enduro	BLACK	993354	146.45 L
250/300 EXC/XCW	08-11	MX	BLACK	992489	143.45 L
250/300 SX/XC	07-11	MX	BLACK	992489	143.45 L
250/300 SX/XC	12-15	Enduro	BLACK	993354	146.45 L
250/300 SX/XC	12-15	MX	BLACK	993348	143.45 L
250/350 EXC-F/XC-FW	12-15	Enduro	BLACK	993355	146.45 L
250/350 EXC-F/XC-FW	12-15	MX	BLACK	993349	143.45 L
300 EXC	14-15	MX	BLACK	993348	143.45 L
350 XC-F	12-	Enduro	BLACK	993359	146.45 L
450 SX-F	11-12	MX	BLACK	992493	143.45 L
450/500 EXC-F / 500 EXC-FW	12-15	Enduro	BLACK	993360	146.45 L
450/505 SX-F	07-08	MX	BLACK	992494	143.45 L
<b>SUZUKI</b>					
RMZ250	10-14	MX	BLACK	992589	143.45 L
RMZ450	10-15	MX	BLACK	992590	143.45 L
<b>YAMAHA</b>					
YZ250	05-13	MX	BLACK	992723	143.45 L
YZ250F	06-09	MX	BLACK	992725	143.45 L
YZ250F	10-13	MX	BLACK	992726	143.45 L
YZ250F	06-09	Enduro	BLACK	992724	146.45 L
YZ450F	06-09	MX	BLACK	992727	143.45 L
YZ450F	10-13	MX	BLACK	992728	143.45 L
YZ450F	14-	MX	BLACK	993398	143.45 L
YZ450F	14-	Enduro	BLACK	993399	146.45 L

- accessories
- body
- handlebar & grips
- cables & levers
- exhaust
- engine
- fuel & intake
- electrical & ignition
- clutch
- drive
- bearings
- brakes
- steering & suspension
- tires
- tools & shop



## CHAIN GUIDES




- accessories
- body
- handlebar & grips
- cables & levers
- exhaust
- engine
- fuel & intake
- electrical & ignition
- clutch
- drive
- bearings
- brakes
- steering & suspension
- tires
- tools & shop

MODEL	YEAR	COLOR	PART #		
<b>HONDA</b>					
CR125R	00-04	BLACK	992078	21.95	L
CR125R	05-07	BLACK	992079	21.95	L
CR250R	00-04	BLACK	992078	21.95	L
CR250R	05-07	BLACK	992079	21.95	L
CRF250R	05-06	BLACK	992079	21.95	L
CRF250R	07-10	BLACK	992080	21.95	L
CRF250R	07-10	RED CR04	992081	23.95	L
CRF250R	11-16	BLACK	992082	21.95	L
CRF250R	11-16	RED CR04	992083	23.95	L
CRF450R	02-04	BLACK	992078	21.95	L
CRF450R	05-06	BLACK	992079	21.95	L
CRF450R	07-10	BLACK	992080	21.95	L
CRF450R	07-10	RED CR04	992081	23.95	L
CRF450R	11-16	BLACK	992082	21.95	L
CRF450R	11-16	RED CR04	992083	23.95	L
<b>HUSQVARNA</b>					
TC/TE 125/250; FC/FE 250/350/450	14-15	BLACK	992387	21.95	L
KX125 / 250	03-08	BLACK	992245	21.95	L
KX250F	04-05	BLACK	992245	21.95	L
KX250F	06-08	BLACK	992246	21.95	L
KX250F	09-16	BLACK	992247	21.95	L
KX250F	09-16	GREEN 05	992248	23.95	L
KX450F	06-08	BLACK	992246	21.95	L
KX450F	09-16	BLACK	992247	21.95	L
KX450F	09-16	GREEN 05	992248	23.95	L
<b>KTM</b>					
KTM 105 SX	09-11	BLACK	992387	21.95	L
KTM 105 SX	09-11	ORANGE KTM	992388	23.95	L
KTM 125 SX	98-06	BLACK	992389	21.95	L
KTM 125 SX	98-06	ORANGE KTM	993254	23.95	L
KTM 125 SX	07 -16	BLACK	992387	21.95	L
KTM 125 SX	07 -16	ORANGE KTM	992388	23.95	L

MODEL	YEAR	COLOR	PART #		
<b>KTM CONTINUED</b>					
KTM 125/200/250/300 EXC	94- 07	BLACK	992389	21.95	L
KTM 125/200/250/300 EXC	94- 07	ORANGE KTM	993254	23.95	L
KTM 125/200/250/300 EXC	08-16	ORANGE KTM	992388	23.95	L
KTM 125/200/250/300 EXC	08 -16	BLACK	992387	21.95	L
KTM 150 SX	09-16	BLACK	992387	21.95	L
KTM 150 SX	09-16	ORANGE KTM	992388	23.95	L
KTM 150 XC	10-15	BLACK	992387	21.95	L
KTM 150 XC	10-15	ORANGE KTM	992388	23.95	L
KTM 200 SX	98-04	BLACK	992389	21.95	L
KTM 200 SX	98-04	ORANGE KTM	993254	23.95	L
KTM 200 XC	06- 07	BLACK	992389	21.95	L
KTM 200 XC	06- 07	ORANGE KTM	993254	23.95	L
KTM 200 XC	08-09	BLACK	992387	21.95	L
KTM 200 XC	08-09	ORANGE KTM	992388	23.95	L
KTM 250 EXC-F	06- 07	BLACK	992389	21.95	L
KTM 250 EXC-F	06- 07	ORANGE KTM	993254	23.95	L
KTM 250 EXC-F	08-16	BLACK	992387	21.95	L
KTM 250 EXC-F	08-16	ORANGE KTM	992388	23.95	L
KTM 250 SX	94-06	BLACK	992389	21.95	L
KTM 250 SX	94-06	ORANGE KTM	993254	23.95	L
KTM 250 SX	07 -16	BLACK	992387	21.95	L
KTM 250 SX	07 -16	ORANGE KTM	992388	23.95	L
KTM 250 SX-F	05-06	BLACK	992389	21.95	L
KTM 250 SX-F	05-06	ORANGE KTM	993254	23.95	L

MODEL	YEAR	COLOR	PART #	
<b>KTM CONTINUED</b>				
KTM 250 SX-F	07 -16	BLACK	992387	21.95 L
KTM 250 SX-F	07 -16	ORANGE KTM	992388	23.95 L
KTM 250 XC-F	07-	BLACK	992389	21.95 L
KTM 250 XC-F	07-	ORANGE KTM	993254	23.95 L
KTM 250 XC-F	08-16	ORANGE KTM	992388	23.95 L
KTM 250 XC-F	08 -16	BLACK	992387	21.95 L
KTM 250/300 XC	06- 07	BLACK	992389	21.95 L
KTM 250/300 XC	06- 07	ORANGE KTM	993254	23.95 L
KTM 250/300 XC	08-16	BLACK	992387	21.95 L
KTM 250/300 XC	08-16	ORANGE KTM	992388	23.95 L
KTM 350 EXC-F	12-16	BLACK	992387	21.95 L
KTM 350 EXC-F	12-16	ORANGE KTM	992388	23.95 L
KTM 350 SX-F	11-16	BLACK	992387	21.95 L
KTM 350 SX-F	11-16	ORANGE KTM	992388	23.95 L
KTM 350 XC-F	11-16	BLACK	992387	21.95 L
KTM 350 XC-F	11-16	ORANGE KTM	992388	23.95 L
KTM 380 EXC	98-02	BLACK	992389	21.95 L
KTM 380 EXC	98-02	ORANGE KTM	993254	23.95 L
KTM 380 SX	98-02	BLACK	992389	21.95 L
KTM 380 SX	98-02	ORANGE KTM	993254	23.95 L
KTM 400 EXC	09-11	BLACK	992387	21.95 L
KTM 400 EXC	09-11	ORANGE KTM	992388	23.95 L
KTM 450 EXC	07-	BLACK	992389	21.95 L
KTM 450 EXC	07-	ORANGE KTM	993254	23.95 L
KTM 450 EXC	08-16	ORANGE KTM	992388	23.95 L
KTM 450 EXC	08 -16	BLACK	992387	21.95 L
KTM 450 SX-F	07 -16	BLACK	992387	21.95 L
KTM 450 SX-F	07 -16	ORANGE KTM	992388	23.95 L
KTM 450/505 XC-F	08-09	BLACK	992387	21.95 L
KTM 450/505 XC-F	08-09	ORANGE KTM	992388	23.95 L
KTM 450/505 XC-F	13-16	BLACK	992387	21.95 L
KTM 450/505 XC-F	13-16	ORANGE KTM	992388	23.95 L
KTM 450/525 SX	06-	BLACK	992389	21.95 L
KTM 450/525 SX	06-	ORANGE KTM	993254	23.95 L
KTM 450/525 XC	07-	BLACK	992389	21.95 L
KTM 450/525 XC	07-	ORANGE KTM	993254	23.95 L

MODEL	YEAR	COLOR	PART #	
<b>KTM CONTINUED</b>				
KTM 500 EXC	12-16	BLACK	992387	21.95 L
KTM 500 EXC	12-16	ORANGE KTM	992388	23.95 L
KTM 505 SX-F	07 -08	BLACK	992387	21.95 L
KTM 505 SX-F	07 -08	ORANGE KTM	992388	23.95 L
KTM 525 EXC	03- 07	BLACK	992389	21.95 L
KTM 525 EXC	03- 07	ORANGE KTM	993254	23.95 L
KTM 530 EXC	09-11	BLACK	992387	21.95 L
KTM 530 EXC	09-11	ORANGE KTM	992388	23.95 L
KTM 85SX	07-14	BLACK	992389	21.95 L
KTM 85SX	07-14	ORANGE KTM	993254	23.95 L
KTM 85SX	15-16	BLACK	992387	21.95 L
KTM 85SX	15-16	ORANGE KTM	992388	23.95 L
<b>SUZUKI</b>				
RM125/250	01-06	BLACK	992499	21.95 L
RM125/250	01-06	YELLOW RM01	992500	23.95 L
RMZ250	04-06	BLACK	992245	21.95 L
RMZ250	07-11	BLACK	992499	21.95 L
RMZ250	07-11	YELLOW RM01	992500	23.95 L
RMZ250	12-16	BLACK	992501	21.95 L
RMZ250	12-16	YELLOW RM01	992502	23.95 L
RMZ450	05-16	BLACK	992499	21.95 L
RMZ450	05-16	YELLOW RM01	992500	23.95 L
<b>YAMAHA</b>				
WR250F	07-16	BLACK	992591	21.95 L
WR250F	07-16	BLUE YAM98	992592	23.95 L
WR450F	03-06	BLACK	992593	21.95 L
WR450F	07-15	BLACK	992591	21.95 L
WR450F	07-15	BLUE YAM98	992592	23.95 L
YZ125/250	03-04	BLACK	992593	21.95 L
YZ125/250	05-07	BLACK	992594	21.95 L
YZ125/250	08-16	BLACK	992591	21.95 L
YZ125/250	08-16	BLUE YAM98	992592	23.95 L
YZ250F/450F	03-04	BLACK	992593	21.95 L
YZ250F/450F	05-06	BLACK	992594	21.95 L
YZ250F/450F	07-16	BLACK	992591	21.95 L
YZ250F/450F	07-16	BLUE YAM98	992592	23.95 L

- accessories
- body
- handlebar & grips
- cables & levers
- exhaust
- engine
- fuel & intake
- electrical & ignition
- clutch
- drive
- bearings
- brakes
- steering & suspension
- tires
- tools & shop

## CHAIN SLIDERS




MODEL	YEAR	COLOR	PART #		
<b>HONDA</b>					
CR125R	02-07	BLACK	992084	21.95	L
CR125R	02-07	RED CR04	993367	23.95	L
CR250R	02-07	BLACK	992084	21.95	L
CR250R	02-07	RED CR04	993367	23.95	L
CRF250R	04-09	BLACK	992084	21.95	L
CRF250R	04-09	RED CR04	993367	23.95	L
CRF250R	10-13	BLACK	992085	21.95	L
CRF250R	10-13	RED CR04	992086	23.95	L
CRF250R	14-16	BLACK	992087	21.95	L
CRF250R	14-16	RED CR04	992088	23.95	L
CRF450R	02-08	BLACK	992084	21.95	L
CRF450R	02-08	RED CR04	993367	23.95	L
CRF450R	09-12	BLACK	992085	21.95	L
CRF450R	09-12	RED CR04	992086	23.95	L
CRF450R	13-16	BLACK	992087	21.95	L
CRF450R	13-16	RED CR04	992088	23.95	L
<b>HUSQVARNA</b>					
TC/TE 125/250; FC/FE 250/ 350/450	14-15	BLACK	992395	21.95	L
<b>KAWASAKI</b>					
KX125 / 250	04-08	BLACK	992249	21.95	L
KX250F	04-05	BLACK	992250	21.95	L
KX250F	06-08	BLACK	992251	21.95	L
KX250F	09-16	BLACK	992252	21.95	L
KX250F	09-16	GREEN 05	992253	23.95	L
KX450F	06-08	BLACK	992251	21.95	L
KX450F	09-15	BLACK	992252	21.95	L
KX450F	09-15	GREEN 05	992253	23.95	L
KX450F	16-	BLACK	993469	21.95	L
KX450F	16-	GREEN 05	993470	23.95	L
<b>KTM</b>					
KTM 105 SX	11-	BLACK	992390	21.95	L
KTM 105 SX	11-	ORANGE KTM	992391	23.95	L
KTM 105 SX	04-06	BLACK	992392	21.95	L
KTM 105 SX	09-10	BLACK	992393	21.95	L
KTM 105 SX	09-10	ORANGE KTM	992394	23.95	L
KTM 125 SX	07-10	BLACK	992393	21.95	L
KTM 125 SX	07-10	ORANGE KTM	992394	23.95	L
KTM 125 SX	11-	BLACK	992390	21.95	L
KTM 125 SX	11-	ORANGE KTM	992391	23.95	L

MODEL	YEAR	COLOR	PART #		
<b>KTM CONTINUED</b>					
KTM 125 SX	98-06	BLACK	992392	21.95	L
KTM 125 SX	12-16	BLACK	992395	21.95	L
KTM 125 SX	12-16	ORANGE KTM	992396	23.95	L
KTM 125/200/ 250/300 EXC	08-11	BLACK	992393	21.95	L
KTM 125/200/ 250/300 EXC	08-11	ORANGE KTM	992394	23.95	L
KTM 125/200/ 250/300 EXC	98-07	BLACK	992392	21.95	L
KTM 125/200/ 250/300 EXC	12-16	BLACK	992390	21.95	L
KTM 125/200/ 250/300 EXC	12-16	ORANGE KTM	992391	23.95	L
KTM 150 SX	11-	BLACK	992390	21.95	L
KTM 150 SX	11-	ORANGE KTM	992391	23.95	L
KTM 150 SX	09-10	BLACK	992393	21.95	L
KTM 150 SX	09-10	ORANGE KTM	992394	23.95	L
KTM 150 SX	12-16	BLACK	992395	21.95	L
KTM 150 SX	12-16	ORANGE KTM	992396	23.95	L
KTM 150 XC	11-	BLACK	992390	21.95	L
KTM 150 XC	11-	ORANGE KTM	992391	23.95	L
KTM 150 XC	10-	BLACK	992393	21.95	L
KTM 150 XC	10-	ORANGE KTM	992394	23.95	L
KTM 150 XC	12-15	BLACK	992395	21.95	L
KTM 150 XC	12-15	ORANGE KTM	992396	23.95	L
KTM 200 SX	98-04	BLACK	992392	21.95	L
KTM 200 XC	06-07	BLACK	992392	21.95	L
KTM 200 XC	08-09	BLACK	992393	21.95	L
KTM 200 XC	08-09	ORANGE KTM	992394	23.95	L
KTM 250 EXC-F	08-11	BLACK	992393	21.95	L
KTM 250 EXC-F	08-11	ORANGE KTM	992394	23.95	L
KTM 250 EXC-F	06-07	BLACK	992392	21.95	L
KTM 250 EXC-F	12-16	BLACK	992390	21.95	L
KTM 250 EXC-F	12-16	ORANGE KTM	992391	23.95	L
KTM 250 SX	07-10	BLACK	992393	21.95	L
KTM 250 SX	07-10	ORANGE KTM	992394	23.95	L
KTM 250 SX	11-	BLACK	992390	21.95	L
KTM 250 SX	11-	ORANGE KTM	992391	23.95	L
KTM 250 SX	98-06	BLACK	992392	21.95	L

MODEL	YEAR	COLOR	PART #	
<b>KTM CONTINUED</b>				
KTM 250 SX	12-16	BLACK	992395	21.95 L
KTM 250 SX	12-16	ORANGE KTM	992396	23.95 L
KTM 250 SX-F	07-10	BLACK	992393	21.95 L
KTM 250 SX-F	07-10	ORANGE KTM	992394	23.95 L
KTM 250 SX-F	11-16	BLACK	992395	21.95 L
KTM 250 SX-F	11-16	ORANGE KTM	992396	23.95 L
KTM 250 XC-F	07-	BLACK	992392	21.95 L
KTM 250 XC-F	08-10	BLACK	992393	21.95 L
KTM 250 XC-F	08-10	ORANGE KTM	992394	23.95 L
KTM 250 XC-F	11-16	BLACK	992395	21.95 L
KTM 250 XC-F	11-16	ORANGE KTM	992396	23.95 L
KTM 250/300 XC	11-	BLACK	992390	21.95 L
KTM 250/300 XC	11-	ORANGE KTM	992391	23.95 L
KTM 250/300 XC	06-07	BLACK	992392	21.95 L
KTM 250/300 XC	08-10	BLACK	992393	21.95 L
KTM 250/300 XC	08-10	ORANGE KTM	992394	23.95 L
KTM 250/300 XC	12-16	BLACK	992395	21.95 L
KTM 250/300 XC	12-16	ORANGE KTM	992396	23.95 L
KTM 350 EXC-F	12-16	BLACK	992390	21.95 L
KTM 350 EXC-F	12-16	ORANGE KTM	992391	23.95 L
KTM 350 SX-F	11-16	BLACK	992395	21.95 L
KTM 350 SX-F	11-16	ORANGE KTM	992396	23.95 L
KTM 350 XC-F	11-16	BLACK	992395	21.95 L
KTM 350 XC-F	11-16	ORANGE KTM	992396	23.95 L
KTM 380 EXC	98-02	BLACK	992392	21.95 L
KTM 380 SX	98-02	BLACK	992392	21.95 L
KTM 400 EXC	09-11	BLACK	992393	21.95 L
KTM 400 EXC	09-11	ORANGE KTM	992394	23.95 L
KTM 450 EXC	08-11	BLACK	992393	21.95 L
KTM 450 EXC	08-11	ORANGE KTM	992394	23.95 L
KTM 450 EXC	07-	BLACK	992392	21.95 L
KTM 450 EXC	12-16	BLACK	992390	21.95 L
KTM 450 EXC	12-16	ORANGE KTM	992391	23.95 L
KTM 450 SX-F	07-10	BLACK	992393	21.95 L
KTM 450 SX-F	07-10	ORANGE KTM	992394	23.95 L
KTM 450 SX-F	11-16	BLACK	992395	21.95 L
KTM 450 SX-F	11-16	ORANGE KTM	992396	23.95 L
KTM 450/505 XC-F	08-09	BLACK	992393	21.95 L

MODEL	YEAR	COLOR	PART #	
<b>KTM CONTINUED</b>				
KTM 450/505 XC-F	08-09	ORANGE KTM	992394	23.95 L
KTM 450/505 XC-F	12-16	BLACK	992395	21.95 L
KTM 450/505 XC-F	12-16	ORANGE KTM	992396	23.95 L
KTM 450/525 SX	06-	BLACK	992392	21.95 L
KTM 450/525 XC	07-	BLACK	992392	21.95 L
KTM 500 EXC	12-16	BLACK	992390	21.95 L
KTM 500 EXC	12-16	ORANGE KTM	992391	23.95 L
KTM 505 SX-F	07-08	BLACK	992393	21.95 L
KTM 505 SX-F	07-08	ORANGE KTM	992394	23.95 L
KTM 525 EXC	03-07	BLACK	992392	21.95 L
KTM 530 EXC	09-11	BLACK	992393	21.95 L
KTM 530 EXC	09-11	ORANGE KTM	992394	23.95 L
KTM 85 SX	03-14	ORANGE KTM	992397	23.95 L
KTM 85 SX	03-14	BLACK	992398	21.95 L
<b>SUZUKI</b>				
RM125 / 250	01-08	BLACK	992503	21.95 L
RMZ250	04-06	BLACK	992250	21.95 L
RMZ250	07-09	BLACK	992503	21.95 L
RMZ250	10-16	BLACK	992504	21.95 L
RMZ250	10-16	YELLOW RM01	992505	23.95 L
RMZ450	05-06	BLACK	992503	21.95 L
RMZ450	07-	BLACK	992504	21.95 L
RMZ450	07-	YELLOW RM01	992505	23.95 L
RMZ450	08-09	BLACK	992503	21.95 L
RMZ450	10-16	BLACK	992504	21.95 L
RMZ450	10-16	YELLOW RM01	992505	23.95 L
<b>YAMAHA</b>				
WR250F	07-14	BLACK	992595	21.95 L
WR250F	07-14	BLUE YAM98	993394	23.95 L
WR250F	15-16	BLACK	992597	21.95 L
WR250F	15-16	BLUE YAM98	992598	23.95 L
WR450F	07-15	BLACK	992595	21.95 L
WR450F	07-15	BLUE YAM98	993394	23.95 L
YZ125/250	02-04	BLACK	992596	21.95 L
YZ125/250	08-16	BLACK	992595	21.95 L
YZ125/250	08-16	BLUE YAM98	993394	23.95 L
YZ250F/ YZ450F	09-16	BLACK	992597	21.95 L
YZ250F/ YZ450F	07-08	BLACK	992595	21.95 L
YZ250F/ YZ450F	07-08	BLUE YAM98	993394	23.95 L
YZ250F/ YZ450F	09-16	BLUE YAM98	992598	23.95 L

- accessories
- body**
- handlebar & grips
- cables & levers
- exhaust
- engine
- fuel & intake
- electrical & ignition
- clutch
- drive
- bearings
- brakes
- steering & suspension
- tires
- tools & shop

## CHAIN SLIDING PIECE



MODEL	YEAR	COLOR	PART #		
<b>HUSQVARNA</b>					
TC 125/250; FC 250/350/450	14-15	BLACK	<b>993290</b>	<b>10.45</b>	L
TE 125/250; FE 250/350/450	14-16	BLACK	<b>993290</b>	<b>10.45</b>	L
<b>KTM</b>					
KTM 105 SX	04-06	BLACK	<b>992399</b>	<b>10.45</b>	L
KTM 105 SX	04-06	ORANGE KTM	<b>993270</b>	<b>10.45</b>	L
KTM 105 SX	11-	BLACK	<b>993290</b>	<b>10.45</b>	L
KTM 105 SX	11-	ORANGE KTM	<b>993291</b>	<b>10.45</b>	L
KTM 125 SX	04-06	BLACK	<b>992399</b>	<b>10.45</b>	L
KTM 125 SX	04-06	ORANGE KTM	<b>993270</b>	<b>10.45</b>	L
KTM 125/200/ 250/300 EXC	04-07	BLACK	<b>992399</b>	<b>10.45</b>	L
KTM 125/200/ 250/300 EXC	04-07	ORANGE KTM	<b>993270</b>	<b>10.45</b>	L
KTM 200 SX	04-	BLACK	<b>992399</b>	<b>10.45</b>	L
KTM 200 SX	04-	ORANGE KTM	<b>993270</b>	<b>10.45</b>	L
KTM 200 XC	06-07	BLACK	<b>992399</b>	<b>10.45</b>	L
KTM 200 XC	06-07	ORANGE KTM	<b>993270</b>	<b>10.45</b>	L
KTM 250 EXC-F	06-07	ORANGE KTM	<b>993270</b>	<b>10.45</b>	L
KTM 250 EXC-F	06-07	BLACK	<b>992399</b>	<b>10.45</b>	L
KTM 250 SX	04-06	BLACK	<b>992399</b>	<b>10.45</b>	L
KTM 250 SX	04-06	ORANGE KTM	<b>993270</b>	<b>10.45</b>	L
KTM 250 SX	11-16	BLACK	<b>993290</b>	<b>10.45</b>	L
KTM 250 SX	11-16	ORANGE KTM	<b>993291</b>	<b>10.45</b>	L
KTM 250 SX-F	05-06	BLACK	<b>992399</b>	<b>10.45</b>	L
KTM 250 SX-F	05-06	ORANGE KTM	<b>993270</b>	<b>10.45</b>	L
KTM 250 XC-F	07-	BLACK	<b>992399</b>	<b>10.45</b>	L
KTM 250 XC-F	07-	ORANGE KTM	<b>993270</b>	<b>10.45</b>	L
KTM 250/300 XC	06-07	BLACK	<b>992399</b>	<b>10.45</b>	L
KTM 250/300 XC	06-07	ORANGE KTM	<b>993270</b>	<b>10.45</b>	L
KTM 450 EXC	07-	BLACK	<b>992399</b>	<b>10.45</b>	L
KTM 450 EXC	07-	ORANGE KTM	<b>993270</b>	<b>10.45</b>	L

MODEL	YEAR	COLOR	PART #		
<b>KTM CONTINUED</b>					
KTM 450/525 SX	06-	BLACK	<b>992399</b>	<b>10.45</b>	L
KTM 450/525 SX	06-	ORANGE KTM	<b>993270</b>	<b>10.45</b>	L
KTM 450/525 XC	07-	BLACK	<b>992399</b>	<b>10.45</b>	L
KTM 450/525 XC	07-	ORANGE KTM	<b>993270</b>	<b>10.45</b>	L
KTM 85 SX	05-16	BLACK	<b>992399</b>	<b>10.45</b>	L
KTM 85 SX	05-16	ORANGE KTM	<b>993270</b>	<b>10.45</b>	L
KTM EXC 125/ 200/250/300/ 450/500; EXC- F 250/350	12-16	BLACK	<b>993290</b>	<b>10.45</b>	L
KTM EXC 125/ 200/250/300/ 450/500; EXC- F 250/350	12-16	ORANGE KTM	<b>993291</b>	<b>10.45</b>	L
KTM EXC 125/ 200/250/300/ 450; EXC-F 250	08-11	BLACK	<b>993284</b>	<b>10.45</b>	L
KTM EXC 125/ 200/250/300/ 450; EXC-F 250	08-11	ORANGE KTM	<b>993285</b>	<b>10.45</b>	L
KTM SX 105/ 125/250; SX-F 250	07-10	BLACK	<b>993284</b>	<b>10.45</b>	L
KTM SX 105/ 125/250; SX-F 250	07-10	ORANGE KTM	<b>993285</b>	<b>10.45</b>	L
KTM SX125/150/250; SX-F 250/350/450	11-15	BLACK	<b>993290</b>	<b>10.45</b>	L
KTM SX125/150/250; SX-F 250/350/450	11-15	ORANGE KTM	<b>993291</b>	<b>10.45</b>	L
KTM SX125/150; SX-F250/350/450; XC 250/300; XC-F250/350/450	16-	BLACK	<b>993302</b>	<b>10.45</b>	L
KTM SX125/150; SX-F250/350/450; XC 250/300; XC-F250/350/450	16-	ORANGE KTM	<b>993303</b>	<b>10.45</b>	L
KTM XC 150	11-	BLACK	<b>993290</b>	<b>10.45</b>	L
KTM XC 150	11-	ORANGE KTM	<b>993291</b>	<b>10.45</b>	L
KTM XC 150/ 200/300; XC-F 250/450/505	08-10	BLACK	<b>993284</b>	<b>10.45</b>	L
KTM XC 150/ 200/300; XC-F 250/450/505	08-10	ORANGE KTM	<b>993285</b>	<b>10.45</b>	L
KTM XC 250/300; XC-F 250/350/450/505	11-15	BLACK	<b>993290</b>	<b>10.45</b>	L
KTM XC 250/300; XC-F 250/350/450/505	11-15	ORANGE KTM	<b>993291</b>	<b>10.45</b>	L





## FORK GUARDS



MODEL	YEAR	COLOR	PART #
<b>GAS GAS</b>			
EC125/EC-E125/EC200/EC-E200/EC250/EC-E250/EC300/EC-E300/EC450/EC-E450	06-15	BLACK	<b>992403 33.95 L</b>
EC125/EC-E125/EC200/EC-E200/EC250/EC-E250/EC300/EC-E300/EC450/EC-E450	06-15	WHITE	<b>993366 33.95 L</b>
<b>HONDA</b>			
Universal Fork Guards	06-16	BLACK	<b>992403 33.95 L</b>
Universal Fork Guards	06-16	WHITE	<b>993366 33.95 L</b>
CR125R	95-03	BLACK	<b>992091 33.95 L</b>
CR125R	04-07	BLACK	<b>992092 33.95 L</b>
CR125R	04-07	RED CR04	<b>992093 33.95 L</b>
CR125R OEM Color	95-03	WHITE	<b>992094 33.95 L</b>
CR125R OEM Color	04-07	WHITE	<b>992095 33.95 L</b>
CR250R	95-03	BLACK	<b>992091 33.95 L</b>
CR250R	04-07	BLACK	<b>992092 33.95 L</b>
CR250R	04-07	RED CR04	<b>992093 33.95 L</b>
CR250R OEM Color	95-03	WHITE	<b>992094 33.95 L</b>
CR250R OEM Color	04-07	WHITE	<b>992095 33.95 L</b>
CR500R	95-02	BLACK	<b>992091 33.95 L</b>
CR500R OEM Color	95-02	WHITE	<b>992094 33.95 L</b>
CRF150R OEM Color	07-16	WHITE	<b>992096 33.95 L</b>
CRF250R	04-16	BLACK	<b>992092 33.95 L</b>
CRF250R	04-16	RED CR04	<b>992093 33.95 L</b>
CRF250R OEM Color	04-16	WHITE	<b>992095 33.95 L</b>
CRF450R	02-03	BLACK	<b>992091 33.95 L</b>
CRF450R	04-16	BLACK	<b>992092 33.95 L</b>
CRF450R	04-16	RED CR04	<b>992093 33.95 L</b>
CRF450R OEM Color	02-03	WHITE	<b>992094 33.95 L</b>
CRF450R OEM Color	04-16	WHITE	<b>992095 33.95 L</b>
<b>HUSQVARNA</b>			
TC 125/250; FC 250/350/450	14-	WHITE KTM	<b>992090 33.95 L</b>
TC 125/250; FC 250/350/450	14-	BLACK	<b>992403 33.95 L</b>
TC 125/250; FC 250/350/450	15-16	WHITE KTM	<b>993210 33.95 L</b>
TC 125/250; FC 250/350/450	15-16	BLACK	<b>993211 33.95 L</b>
TE 125/250; FE 250/350/450	16-	WHITE KTM	<b>993210 33.95 L</b>
TE 125/250; FE 250/350/450	16-	BLACK	<b>993211 33.95 L</b>
TE 125/250; FE 250/350/450	14-15	WHITE KTM	<b>992090 33.95 L</b>
TE 125/250; FE 250/350/450	14-15	BLACK	<b>992403 33.95 L</b>

MODEL	YEAR	COLOR	PART #
<b>KAWASAKI</b>			
KX125 / 250	04-08	BLACK	<b>992254 33.95 L</b>
KX125 / 250 OEM Color	94-03	WHITE	<b>992255 33.95 L</b>
KX125 / 250 OEM Color	04-08	WHITE	<b>992256 33.95 L</b>
KX250F	04-05	BLACK	<b>992254 33.95 L</b>
KX250F	06-08	BLACK	<b>992257 33.95 L</b>
KX250F	09-16	WHITE	<b>992258 33.95 L</b>
KX250F OEM Color	04-05	WHITE	<b>992256 33.95 L</b>
KX250F OEM Color	06-08	WHITE	<b>992259 33.95 L</b>
KX250F OEM Color	09-16	BLACK	<b>992260 33.95 L</b>
KX450F	06-08	BLACK	<b>992257 33.95 L</b>
KX450F (2016 design)	09-16	WHITE	<b>992258 33.95 L</b>
KX450F OEM Color	06-08	WHITE	<b>992259 33.95 L</b>
KX450F OEM Color (2016 design)	09-16	BLACK	<b>992260 33.95 L</b>
KX500 OEM Color	94-03	WHITE	<b>992255 33.95 L</b>
<b>KTM</b>			
KTM 125/200/250/300 EXC	16-	ORANGE KTM	<b>993209 33.95 L</b>
KTM 125/200/250/300 EXC	16-	BLACK	<b>993211 33.95 L</b>
KTM 125/200/250/300 EXC OEM Color	16-	WHITE KTM	<b>993210 33.95 L</b>
KTM 125/200/250/300 EXC OEM Color 03-05	03-07	BLACK	<b>992400 33.95 L</b>
KTM 125/200/250/300 EXC OEM Color 06-07	03-07	ORANGE KTM	<b>992401 33.95 L</b>
KTM 125/200/250/300 EXC OEM Color 08-09	08-15	ORANGE KTM	<b>992402 33.95 L</b>
KTM 125/200/250/300 EXC OEM Color 10	08-15	BLACK	<b>992403 33.95 L</b>
KTM 125/200/250/300 EXC OEM Color 11-15	08-15	WHITE KTM	<b>992090 33.95 L</b>
KTM 125/250 SX	15-16	ORANGE KTM	<b>993209 33.95 L</b>
KTM 125/250 SX	15-16	BLACK	<b>993211 33.95 L</b>
KTM 125/250 SX	08-14	ORANGE KTM	<b>992402 33.95 L</b>
KTM 125/250 SX OEM Color 06-07	03-07	ORANGE KTM	<b>992401 33.95 L</b>
KTM 125/250 SX OEM Color	15-16	WHITE KTM	<b>993210 33.95 L</b>
KTM 125/250 SX OEM Color 03-05	03-07	BLACK	<b>992400 33.95 L</b>
KTM 125/250 SX OEM Color 08-10	08-14	BLACK	<b>992403 33.95 L</b>
KTM 125/250 SX OEM Color 11-14	08-14	WHITE KTM	<b>992090 33.95 L</b>
KTM 150 SX	15-16	ORANGE KTM	<b>993209 33.95 L</b>
KTM 150 SX	15-16	BLACK	<b>993211 33.95 L</b>
KTM 150 SX	09-14	ORANGE KTM	<b>992402 33.95 L</b>
KTM 150 SX OEM Color	15-16	WHITE KTM	<b>993210 33.95 L</b>
KTM 150 SX OEM Color	09-14	WHITE KTM	<b>992090 33.95 L</b>
KTM 150 SX OEM Color 06-10	09-14	BLACK	<b>992403 33.95 L</b>

- accessories
- body
- handlebar & grips
- cables & levers
- exhaust
- engine
- fuel & intake
- electrical & ignition
- clutch
- drive
- bearings
- brakes
- steering & suspension
- tires
- tools & shop

- accessories
- body
- handlebar & grips
- cables & levers
- exhaust
- engine
- fuel & intake
- electrical & ignition
- clutch
- drive
- bearings
- brakes
- steering & suspension
- tires
- tools & shop

MODEL	YEAR	COLOR	PART #	
<b>KTM CONTINUED</b>				
KTM 150 XC	15-16	ORANGE KTM	993209	33.95 L
KTM 150 XC	15-16	BLACK	993211	33.95 L
KTM 150 XC	10-14	ORANGE KTM	992402	33.95 L
KTM 150 XC OEM Color	15-16	WHITE KTM	993210	33.95 L
KTM 150 XC OEM Color 10	10-14	BLACK	992403	33.95 L
KTM 150 XC OEM Color 11-15	10-14	WHITE KTM	992090	33.95 L
KTM 200 SX	03-04	ORANGE	992401	33.95 L
KTM 200 SX OEM Color	03-04	BLACK	992400	33.95 L
KTM 200 XC	06-07	BLACK	992400	33.95 L
KTM 200 XC	08-09	WHITE KTM	992090	33.95 L
KTM 200 XC	08-09	BLACK	992403	33.95 L
KTM 200 XC OEM Color	08-09	ORANGE KTM	992402	33.95 L
KTM 200 XC OEM Color 06-07	06-07	ORANGE KTM	992401	33.95 L
KTM 250 EXC-F	16-	ORANGE KTM	993209	33.95 L
KTM 250 EXC-F	16-	BLACK	993211	33.95 L
KTM 250 EXC-F	06-07	BLACK	992400	33.95 L
KTM 250 EXC-F OEM Color 06-07	06-07	ORANGE KTM	992401	33.95 L
KTM 250 EXC-F OEM Color 08-09	08-15	ORANGE KTM	992402	33.95 L
KTM 250 EXC-F OEM Color	16-	WHITE KTM	993210	33.95 L
KTM 250 EXC-F OEM Color 10	08-15	BLACK	992403	33.95 L
KTM 250 EXC-F OEM Color 11-15	08-15	WHITE KTM	992090	33.95 L
KTM 250 SX-F	15-16	ORANGE KTM	993209	33.95 L
KTM 250 SX-F	15-16	BLACK	993211	33.95 L
KTM 250 SX-F	08-14	ORANGE KTM	992402	33.95 L
KTM 250 SX-F OEM Color	15-16	WHITE KTM	993210	33.95 L
KTM 250 SX-F OEM Color 05	05-07	BLACK	992400	33.95 L
KTM 250 SX-F OEM Color 06-07	05-07	ORANGE KTM	992401	33.95 L
KTM 250 SX-F OEM Color 08-10	08-14	BLACK	992403	33.95 L
KTM 250 SX-F OEM Color 11-15	08-14	WHITE KTM	992090	33.95 L
KTM 250 XC-F	07-	BLACK	992400	33.95 L
KTM 250 XC-F	15-16	ORANGE KTM	993209	33.95 L
KTM 250 XC-F	15-16	BLACK	993211	33.95 L
KTM 250 XC-F OEM Color	15-16	WHITE KTM	993210	33.95 L
KTM 250 XC-F OEM Color 07	07-	ORANGE KTM	992401	33.95 L
KTM 250 XC-F OEM Color 08-09	08-14	ORANGE KTM	992402	33.95 L
KTM 250 XC-F OEM Color 10	08-14	BLACK	992403	33.95 L



## FORK GUARDS CONTINUED

MODEL	YEAR	COLOR	PART #	
<b>KTM CONTINUED</b>				
KTM 250 XC-F OEM Color 11-14	08-14	WHITE KTM	992090	33.95 L
KTM 250/300 XC	15-16	ORANGE KTM	993209	33.95 L
KTM 250/300 XC	15-16	BLACK	993211	33.95 L
KTM 250/300 XC	06-07	BLACK	992400	33.95 L
KTM 250/300 XC OEM Color	15-16	WHITE KTM	993210	33.95 L
KTM 250/300 XC OEM Color 06-07	06-07	ORANGE KTM	992401	33.95 L
KTM 250/300 XC OEM Color 08-09	08-14	ORANGE KTM	992402	33.95 L
KTM 250/300 XC OEM Color 10	08-14	BLACK	992403	33.95 L
KTM 250/300 XC OEM Color 11-15	08-14	WHITE KTM	992090	33.95 L
KTM 350 EXC-F	12-15	ORANGE KTM	992402	33.95 L
KTM 350 EXC-F	12-15	BLACK	992403	33.95 L
KTM 350 EXC-F	16-	ORANGE KTM	993209	33.95 L
KTM 350 EXC-F	16-	BLACK	993211	33.95 L
KTM 350 EXC-F OEM Color	12-15	WHITE KTM	992090	33.95 L
KTM 350 EXC-F OEM Color	16-	WHITE KTM	993210	33.95 L
KTM 350 SX-F	15-16	ORANGE KTM	993209	33.95 L
KTM 350 SX-F	15-16	BLACK	993211	33.95 L
KTM 350 SX-F	11-14	ORANGE KTM	992402	33.95 L
KTM 350 SX-F OEM Color	15-16	WHITE KTM	993210	33.95 L
KTM 350 SX-F OEM Color 08-10	11-14	BLACK	992403	33.95 L
KTM 350 SX-F OEM Color 11-14	11-14	WHITE KTM	992090	33.95 L
KTM 350 XC-F	11-14	ORANGE KTM	992402	33.95 L
KTM 350 XC-F	11-14	BLACK	992403	33.95 L
KTM 350 XC-F	15-16	ORANGE KTM	993209	33.95 L
KTM 350 XC-F	15-16	BLACK	993211	33.95 L
KTM 350 XC-F OEM Color	11-14	WHITE KTM	992090	33.95 L
KTM 350 XC-F OEM Color	15-16	WHITE KTM	993210	33.95 L
KTM 400 EXC	09-11	ORANGE KTM	992402	33.95 L
KTM 400 EXC	09-11	BLACK	992403	33.95 L
KTM 400 EXC OEM Color	09-11	WHITE KTM	992090	33.95 L
KTM 450 EXC	07-	BLACK	992400	33.95 L
KTM 450 EXC	16-	ORANGE KTM	993209	33.95 L
KTM 450 EXC	16-	BLACK	993211	33.95 L
KTM 450 EXC OEM Color	16-	WHITE KTM	993210	33.95 L
KTM 450 EXC OEM Color	07-	ORANGE KTM	992401	33.95 L

MODEL	YEAR	COLOR	PART #
<b>KTM CONTINUED</b>			
KTM 450 EXC OEM Color 08-09	08-15	ORANGE KTM	<b>992402 33.95 L</b>
KTM 450 EXC OEM Color 10	08-15	BLACK	<b>992403 33.95 L</b>
KTM 450 EXC OEM Color 11-15	08-15	WHITE KTM	<b>992090 33.95 L</b>
KTM 450 SX-F	15-16	ORANGE KTM	<b>993209 33.95 L</b>
KTM 450 SX-F	15-16	BLACK	<b>993211 33.95 L</b>
KTM 450 SX-F	07-	BLACK	<b>992400 33.95 L</b>
KTM 450 SX-F	08-14	ORANGE KTM	<b>992402 33.95 L</b>
KTM 450 SX-F OEM Color	15-16	WHITE KTM	<b>993210 33.95 L</b>
KTM 450 SX-F OEM Color	07-	ORANGE KTM	<b>992401 33.95 L</b>
KTM 450 SX-F OEM Color 08-10	08-14	BLACK	<b>992403 33.95 L</b>
KTM 450 SX-F OEM Color 11-14	08-14	WHITE KTM	<b>992090 33.95 L</b>
KTM 450 XC-F	13-14	BLACK	<b>992403 33.95 L</b>
KTM 450 XC-F	13-14	ORANGE KTM	<b>992402 33.95 L</b>
KTM 450 XC-F	15-16	ORANGE KTM	<b>993209 33.95 L</b>
KTM 450 XC-F	15-16	BLACK	<b>993211 33.95 L</b>
KTM 450 XC-F OEM Color	13-14	WHITE KTM	<b>992090 33.95 L</b>
KTM 450 XC-F OEM Color	15-16	WHITE KTM	<b>993210 33.95 L</b>
KTM 450/505 XC-F	08-09	WHITE KTM	<b>992090 33.95 L</b>
KTM 450/505 XC-F	08-09	BLACK	<b>992403 33.95 L</b>
KTM 450/505 XC-F OEM Color	08-09	ORANGE KTM	<b>992402 33.95 L</b>
KTM 450/525 SX	06-	ORANGE KTM	<b>992401 33.95 L</b>
KTM 450/525 SX OEM Color	06-	BLACK	<b>992400 33.95 L</b>
KTM 450/525 XC	07-	BLACK	<b>992400 33.95 L</b>
KTM 450/525 XC OEM Color	07-	ORANGE KTM	<b>992401 33.95 L</b>
KTM 500 EXC	12-15	ORANGE KTM	<b>992402 33.95 L</b>
KTM 500 EXC	16-	ORANGE KTM	<b>993209 33.95 L</b>
KTM 500 EXC	12-15	BLACK	<b>992403 33.95 L</b>
KTM 500 EXC	16-	BLACK	<b>993211 33.95 L</b>
KTM 500 EXC OEM Color	16-	WHITE KTM	<b>993210 33.95 L</b>
KTM 500 EXC OEM Color 11-15	12-15	WHITE KTM	<b>992090 33.95 L</b>
KTM 505 SX-F	07-	BLACK	<b>992400 33.95 L</b>
KTM 505 SX-F	08-	WHITE KTM	<b>992090 33.95 L</b>
KTM 505 SX-F	08-	ORANGE KTM	<b>992402 33.95 L</b>
KTM 505 SX-F OEM Color	07-	ORANGE KTM	<b>992401 33.95 L</b>
KTM 505 SX-F OEM Color	08-	BLACK	<b>992403 33.95 L</b>
KTM 525 EXC OEM Color 03-05	03-07	BLACK	<b>992400 33.95 L</b>

MODEL	YEAR	COLOR	PART #
<b>KTM CONTINUED</b>			
KTM 525 EXC OEM Color 06-07	03-07	ORANGE	<b>992401 33.95 L</b>
KTM 530 EXC OEM Color	09-11	WHITE KTM	<b>992090 33.95 L</b>
KTM 530 EXC OEM Color 09	09-11	BLACK	<b>992403 33.95 L</b>
KTM 530 EXC OEM Color 10	09-11	ORANGE KTM	<b>992402 33.95 L</b>
<b>SUZUKI</b>			
RM125 / 250	07-08	BLACK	<b>992506 33.95 L</b>
RM125 / 250 OEM Color	01-06	WHITE	<b>992507 33.95 L</b>
RM125 / 250 OEM Color	07-08	WHITE	<b>992508 33.95 L</b>
RMZ250	04-06	BLACK	<b>992254 33.95 L</b>
RMZ250 OEM Color	04-06	WHITE	<b>992256 33.95 L</b>
RMZ250 OEM Color 07-11	07-16	WHITE	<b>992508 33.95 L</b>
RMZ250 OEM Color 12-16	07-16	BLACK	<b>992506 33.95 L</b>
RMZ450 OEM Color 08-11	08-16	WHITE	<b>992508 33.95 L</b>
RMZ450 OEM Color 12-16	08-16	BLACK	<b>992506 33.95 L</b>
<b>YAMAHA</b>			
WR250F	05-	BLACK	<b>992599 33.95 L</b>
WR250F	06-14	BLACK	<b>992600 33.95 L</b>
WR250F OEM Color	05-	WHITE	<b>992601 33.95 L</b>
WR250F OEM Color	06-14	WHITE	<b>992602 33.95 L</b>
WR250R	09-13	BLACK	<b>992599 33.95 L</b>
WR250R OEM Color	09-13	WHITE	<b>992601 33.95 L</b>
WR250Z OEM Color	98-	WHITE	<b>992605 33.95 L</b>
WR450F	05-	BLACK	<b>992599 33.95 L</b>
WR450F	06-15	BLACK	<b>992600 33.95 L</b>
WR450F OEM Color	05-	WHITE	<b>992601 33.95 L</b>
WR450F OEM Color	06-15	WHITE	<b>992602 33.95 L</b>
YZ125/250	05-07	BLACK	<b>992599 33.95 L</b>
YZ125/250	08-14	BLACK	<b>992603 33.95 L</b>
YZ125/250	15-16	BLACK	<b>992606 33.95 L</b>
YZ125/250 OEM Color	96-04	WHITE	<b>992605 33.95 L</b>
YZ125/250 OEM Color	05-07	WHITE	<b>992601 33.95 L</b>
YZ125/250 OEM Color	15-16	WHITE	<b>992607 33.95 L</b>
YZ125/250 OEM Color 08-14	08-14	WHITE	<b>992604 33.95 L</b>
YZ250F	05-07	BLACK	<b>992599 33.95 L</b>
YZ250F	08-09	BLACK	<b>992603 33.95 L</b>
YZ250F	10-16	BLACK	<b>992606 33.95 L</b>
YZ250F OEM Color	01-04	WHITE	<b>992605 33.95 L</b>
YZ250F OEM Color	05-07	WHITE	<b>992601 33.95 L</b>
YZ250F OEM Color	10-16	WHITE	<b>992607 33.95 L</b>
YZ250F OEM Color	08-09	WHITE	<b>992604 33.95 L</b>
YZ400F OEM Color	98-99	WHITE	<b>992605 33.95 L</b>
YZ426F OEM Color	00-01	WHITE	<b>992605 33.95 L</b>
YZ450F	05-07	BLACK	<b>992599 33.95 L</b>
YZ450F	08-09	BLACK	<b>992603 33.95 L</b>
YZ450F	10-16	BLACK	<b>992606 33.95 L</b>
YZ450F OEM Color	05-07	WHITE	<b>992601 33.95 L</b>
YZ450F OEM Color	08-09	WHITE	<b>992604 33.95 L</b>
YZ450F OEM Color	10-16	WHITE	<b>992607 33.95 L</b>

- accessories
- body**
- handlebar & grips
- cables & levers
- exhaust
- engine
- fuel & intake
- electrical & ignition
- clutch
- drive
- bearings
- brakes
- steering & suspension
- tires
- tools & shop

## DIRT BIKE FENDERS

Our top-quality, shiny polypropylene plastic body parts utilize all stock mounting hardware.

These parts are virtually unbreakable - even under the toughest treatment.

We feel so strongly about our quality that we offer a limited ONE YEAR WARRANTY on all Maier molded dirt bike parts.



**MM123021**



**MM123022**



**MM123025**



**MM123331**



**MM123312**



**MM123332**



**MM123335**



**MM123515**



**MM123516**



**MM123602**



**MM123606**



**MM124615**

### HONDA FRONT DIRT BIKE

XR75	77-78	RED	MM136006	41.30	B
		ORANGE	MM136005	41.30	B
CRF80F	04-12	FIGHTING RED	MM1350512	69.66	B
XR80	79-82	RED	MM136006	41.30	B
		ORANGE	MM136005	41.30	B
XR80	85-00	WHITE	MM135041	60.39	B
		RED	MM135046	60.39	B
		ORANGE	MM135045	60.39	B
		FIGHTING RED	MM1350412	60.39	B
XR80	01-04	FIGHTING RED	MM1350512	69.66	B
CRF100F	04-12	FIGHTING RED	MM1350512	69.66	B
XR100	85-00	WHITE	MM135041	60.39	B
		RED	MM135046	60.39	B
		ORANGE	MM135045	60.39	B
		FIGHTING RED	MM1350412	60.39	B
XR100	01-04	FIGHTING RED	MM1350512	69.66	B
CR125	78-82	RED	MM123506	74.90	B
		ORANGE	MM123505	74.90	B
CR125	83-99	BLACK	MM123602	74.90	B
		RED	MM123606	74.90	B
		ORANGE	MM123605	74.90	B
XR200R	81-83	RED	MM123506	74.90	B
		ORANGE	MM123505	74.90	B
XR200R	84-85	RED	MM123516	79.23	B
		ORANGE	MM123515	79.23	B
XR200R	86-03	WHITE	MM123331	74.90	B
		BLACK	MM123332	74.90	B
		RED	MM123336	74.90	B
		ORANGE	MM123335	74.90	B
		FIGHTING RED	MM1233312	74.90	B

### HONDA FRONT DIRT BIKE CONTINUED

CR250	78-82	RED	MM123506	74.90	B
		ORANGE	MM123505	74.90	B
CR250	83-99	RED	MM123506	74.90	B
		ORANGE	MM123505	74.90	B
XR250L	91-96	WHITE	MM123331	74.90	B
		BLACK	MM123332	74.90	B
		ORANGE	MM123335	74.90	B
		RED	MM123336	74.90	B
		FIGHTING RED	MM1233312	74.90	B
XR250R	79-82	RED	MM123506	74.90	B
		ORANGE	MM123505	74.90	B
XR250R	83-84	RED	MM123516	79.23	B
		ORANGE	MM123515	79.23	B
XR250R	86-95	BLACK	MM123332	74.90	B
		WHITE	MM123331	74.90	B
		ORANGE	MM123335	74.90	B
		RED	MM123336	74.90	B
		FIGHTING RED	MM1233312	74.90	B
XR350R	83-84	RED	MM123516	79.23	B
		ORANGE	MM123515	79.23	B
		FIGHTING RED	MM1233312	74.90	B
XR350R	85	BLACK	MM123332	74.90	B
		WHITE	MM123331	74.90	B
		ORANGE	MM123335	74.90	B
		RED	MM123336	74.90	B
		FIGHTING RED	MM1233312	74.90	B
CR450	81	RED	MM123506	74.90	B
		ORANGE	MM123505	74.90	B
CR480	82	RED	MM123506	74.90	B
		ORANGE	MM123505	74.90	B
CR480	83	RED	MM123606	74.90	B
		ORANGE	MM123605	74.90	B



## DIRT BIKE FENDERS CONTINUED



**MM123505**



**MM135041**



**MM135045**



**MM135046**



**MM136005**



**MM136006**



**MM144723**

HONDA FRONT DIRT BIKE CONTINUED					
CR500	84-01	BLACK	MM123602	74.90	B
		RED	MM123606	74.90	B
		ORANGE	MM123605	74.90	B
XR500	79-80	RED	MM123506	74.90	B
		ORANGE	MM123505	74.90	B
XR500R	81-82	RED	MM123506	74.90	B
		ORANGE	MM123505	74.90	B
XR500R	83-84	RED	MM123516	79.23	B
		ORANGE	MM123515	79.23	B
XR600R	85-00	WHITE	MM123331	74.90	B
		BLACK	MM123332	74.90	B
		RED	MM123336	74.90	B
		ORANGE	MM123335	74.90	B
		FIGHTING RED	MM1233312	74.90	B
XR650L	93-08	WHITE	MM123331	74.90	B
		BLACK	MM123332	74.90	B
		ORANGE	MM123335	74.90	B
		RED	MM123336	74.90	B
		FIGHTING RED	MM1233312	74.90	B

HONDA REAR DIRT BIKE					
XR75	77-78	RED	MM135006	41.00	B
		ORANGE	MM135005	41.00	B
		WHITE	MM135001	38.95	B
CR80	85-95	RED	-----		
		BLACK	MM129522	36.55	B
		WHITE	MM129521	36.55	B
XR80	79-82	RED	MM135006	41.00	B
		ORANGE	MM135005	41.00	B
		WHITE	MM135001	38.95	B
XR80	83-84	ORANGE	MM135015	42.27	B

HONDA REAR DIRT BIKE CONTINUED					
XR80	85-00	WHITE	MM135021	45.94	B
		RED	MM135026	45.94	B
		ORANGE	MM135025	45.94	B
XR80	01-04	FIGHTING RED	MM1350212	45.94	B
		FIGHTING RED	MM1350312	49.85	B
CRF100F	04-12	RED	-----		
		ORANGE	MM135015	42.27	B
XR100	83-84	ORANGE	MM135021	45.94	B
		WHITE	MM135026	45.94	B
XR100	85-00	RED	MM135025	45.94	B
		ORANGE	MM135025	45.94	B
		FIGHTING RED	MM1350212	45.94	B
XR100	01-03	FIGHTING RED	MM1350312	49.85	B
		RED	-----		
CR125	83-84	ORANGE	MM124615	57.88	B
		RED	MM124626	66.37	B
CR125	85-90	ORANGE	MM124625	66.37	B
		BLACK	MM124622	61.95	B
		WHITE	MM124621	61.95	B
XR200R	81-83	RED	MM123306	59.30	B
		ORANGE	MM123305	59.30	B
XR200R	84-88	RED	MM123326	44.39	B
		ORANGE	MM123325	44.39	B
XR200R	90-03	WHITE	MM123311	46.18	B
		FIGHTING RED	MM1233112	46.18	B
CR250	81-82	RED	MM124606	57.88	B
		ORANGE	MM124605	54.95	B
CR250	83-84	RED	-----		
		ORANGE	MM124615	57.88	B
CR250	85-89	RED	MM124626	66.37	B
		ORANGE	MM124625	66.37	B
		BLACK	MM124622	61.95	B
		WHITE	MM124621	61.95	B

- accessories
- body
- handlebar & grips
- cables & levers
- exhaust
- engine
- fuel & intake
- electrical & ignition
- clutch
- drive
- bearings
- brakes
- steering & suspension
- tires
- tools & shop

## NOVUS PLASTIC POLISH

Recommended for: Plexiglas • Lexan • Lucite • Uvex • Acrylite

- #1 Cleans, Shines and Protects ALL Plastic
- #2 Removes Fine Scratches from Most Plastics
- #3 Removes Heavy Scratches From Most Acrylic Surfaces

2 oz.			8 oz.		
#1	NO7026	2.40 G	#1	NO7020	4.95 G
#2	NO7033	4.45 G	#2	NO7030	6.80 G
#3	NO7081	4.95 G	#3	NO7080	8.10 G



## POLISH MATE

NO7069 2.80 G  
6 each -  
12.5" x 14.5"

(6 pk) Clean and Polish your Plastic With a Polish Mate Cloth to Avoid Damage to the Surface. The Polish Mate has a cloth like softness found in a disposable wiper. Low Lint, Highly Absorbent, and Extra Durable.



**MM144833**



**MM170904**



**MM185604**



**MM185501**



**MM185502**



**MM185601**

### HONDA REAR DIRT BIKE CONTINUED

XR250L	91-96	WHITE	MM123021	57.48	B
		BLACK	MM123022	57.48	B
		ORANGE	MM123025	57.48	B
		RED	MM123026	57.48	B
XR250R	81-82	RED	MM123006	67.67	B
XR250R	84-85	RED	MM123326	44.39	B
		ORANGE	MM123325	44.39	B
XR250R*	86-95	BLACK	MM123022	57.48	B
		WHITE	MM123021	57.48	B
		ORANGE	MM123025	57.48	B
		RED	MM123026	57.48	B
XR350R	83-84	RED	MM123016	60.62	B
		ORANGE	MM123015	60.62	B
XR350R*	85	ORANGE	MM123025	57.48	B
CR450	81	RED	MM124606	57.88	B
		ORANGE	MM124605	54.95	B
CR480	82	RED	MM124606	57.88	B
		ORANGE	MM124605	54.95	B
CR480	83	ORANGE	MM124615	57.88	B
CR500	84	ORANGE	MM124615	57.88	B
CR500	85-90	RED	MM124626	66.37	B
		ORANGE	MM124625	66.37	B
		BLACK	MM124622	61.95	B
		WHITE	MM124621	61.95	B
XR500R	81-82	RED	MM123006	67.67	B
XR500R	83-84	RED	MM123016	60.62	B
XR600R*	85-00	WHITE	MM123021	57.48	B
		BLACK	MM123022	57.48	B
		RED	MM123026	57.48	B
		ORANGE	MM123025	57.48	B
XR650L	93-08	WHITE	MM123021	57.48	B
		BLACK	MM123022	57.48	B
		RED	MM123026	57.48	B
		ORANGE	MM123025	57.48	B

\* NOTE: Fenders do not have mounting location for stock taillight.

### KAWASAKI FRONT DIRT BIKE

KX60	83-01	BLACK	MM144302	19.50	B
KX125	80-92	GREEN	MM144833	73.55	B
KX125	93-01	GREEN	MM144803	73.55	B
KDX200	83-94	GREEN	MM144833	73.55	B
KDX200	95-06	GREEN	MM144803	73.55	B
KDX220	97-06	GREEN	MM144803	73.55	B
KDX250	91-94	GREEN	MM144833	73.55	B
KLX250R	94-96	GREEN	MM144803	73.55	B
KX250	80-92	GREEN	MM144833	73.55	B
KX250	93-01	GREEN	MM144803	73.55	B
KLX300R	97-08	GREEN	MM144803	73.55	B
KX420	80-81	GREEN	MM144833	73.55	B
KX500	82-92	GREEN	MM144833	73.55	B
KX500	93-04	GREEN	MM144803	73.55	B

### KAWASAKI REAR DIRT BIKE

KX80	86-87	GREEN	MM144723	49.80	B
KX125	86-87	GREEN	MM145023	47.52	B
		BLACK	MM145022	29.50	B
KX125	88-89	BLACK	MM145042	65.70	B
KX250	86-87	GREEN	MM145023	47.52	B
		BLACK	MM145022	29.50	B
KX500	86-87	GREEN	MM145023	47.52	B
		BLACK	MM145022	29.50	B

### SUZUKI FRONT DIRT BIKE

RM125	80-81	YELLOW	MM170904	73.55	B
RM125	82-88	YELLOW	MM170914	73.55	B
RM250	80-81	YELLOW	MM170904	73.55	B
RM250	82-88	YELLOW	MM170914	73.55	B



## DIRT BIKE FENDERS CONTINUED

### SUZUKI FRONT DIRT BIKE CONTINUED

RM400	80	YELLOW	MM170904	73.55	B
RM465	81	YELLOW	MM170904	73.55	B
RM465	82	YELLOW	MM170914	73.55	B
RM500	83-84	YELLOW	MM170914	73.55	B

### SUZUKI REAR DIRT BIKE

JR50	00-06	BLUE	MM175477	68.80	B
RM125	76-77	WHITE	MM171001	55.95	B
		YELLOW	MM171004	59.13	B
RM125	78	YELLOW	MM172504	60.26	B
RM125	81-83	YELLOW	MM171504	61.56	B
RM125	84-88	YELLOW	MM171604	54.02	B
RM250	76-77	YELLOW	MM171004	59.13	B
		WHITE	MM171001	55.95	B
RM250	78	YELLOW	MM172504	60.26	B
RM250	81-83	YELLOW	MM172504	60.26	B
RM250	84-88	YELLOW	MM171604	54.02	B
RM370	76-77	YELLOW	MM171004	59.13	B
RM400	78	YELLOW	MM172504	60.26	B
RM465	81-82	YELLOW	MM172504	60.26	B
RM500	83-84	YELLOW	MM172504	60.26	B

### YAMAHA FRONT DIRT BIKE

YZ80	81-92	BLACK	MM188502	39.50	B
		BLUE	MM188507	48.45	B
TTR125	00-03	BLUE	MM183517	62.85	B
TTR125E	04-07	BLUE	MM183517	62.85	B
TTR125L	00-07	BLUE	MM183517	62.85	B
TTR125LE	04-07	BLUE	MM183517	62.85	B
YZ125	77-91	BLACK	-----		
		WHITE	MM183501	75.32	B
IT200	84-86	BLACK	-----		
		WHITE	MM183501	75.32	B
		YELLOW	MM183504	75.32	B
IT250	80-83	BLACK	-----		
		WHITE	MM183501	75.32	B
		YELLOW	MM183504	75.32	B
WR250	89-91	BLACK	-----		
		WHITE	MM183501	75.32	B
		YELLOW	MM183504	75.32	B
YZ250	80-91	BLACK	-----		
		WHITE	MM183501	75.32	B
		YELLOW	MM183504	75.32	B

### YAMAHA FRONT DIRT BIKE CONTINUED

YZ400	77-79	BLACK	-----		
		WHITE	MM183501	75.32	B
		YELLOW	MM183504	75.32	B
IT465	81-82	BLACK	-----		
		WHITE	MM183501	75.32	B
		YELLOW	MM183504	75.32	B
YZ465	80-81	BLACK	-----		
		WHITE	MM183501	75.32	B
		YELLOW	MM183504	75.32	B
IT490	83-84	BLACK	-----		
		WHITE	MM183501	75.32	B
		YELLOW	MM183504	75.32	B
YZ490	82-90	BLACK	-----		
		WHITE	MM183501	75.32	B
		YELLOW	MM183504	75.32	B
WR500	91-93	BLACK	-----		
		WHITE	MM183501	75.32	B
		YELLOW	MM183504	75.32	B

### YAMAHA REAR DIRT BIKE

YZ80	83-92	BLUE	MM186607	36.15	B
		BLACK	MM186602	36.15	B
TTR125E/L/LE	04-07	BLUE	MM186617	72.89	B
YZ125	77-85	WHITE	MM185701	44.13	B
		YELLOW	MM185704	44.13	B
YZ125	86-90	WHITE	MM185501	67.26	B
		BLACK	MM185502	67.26	B
WR250	89-90	BLACK	MM185502	67.26	B
		WHITE	MM185501	67.26	B
YZ250	80-85	WHITE	MM185601	61.51	B
		YELLOW	MM185604	61.51	B
YZ250	86-90	WHITE	MM185501	67.26	B
		BLACK	MM185502	67.26	B
YZ400	77-79	WHITE	MM185601	61.51	B
		YELLOW	MM185604	61.51	B
TTR125LE	04-06	BLUE	MM183517	62.85	B
YZ465	80-81	WHITE	MM185601	61.51	B
		YELLOW	MM185604	61.51	B
TTR125LE	04-06	BLUE	MM183517	62.85	B
YZ490	82-85	WHITE	MM185601	61.51	B
		YELLOW	MM185604	61.51	B
YZ490	86-90	WHITE	MM185501	67.26	B
		BLACK	MM185502	67.26	B

- accessories
- body
- handlebar & grips
- cables & levers
- exhaust
- engine
- fuel & intake
- electrical & ignition
- clutch
- drive
- bearings
- brakes
- steering & suspension
- tires
- tools & shop

- accessories
- body
- handlebar & grips
- cables & levers
- exhaust
- engine
- fuel & intake
- electrical & ignition
- clutch
- drive
- bearings
- brakes
- steering & suspension
- tires
- tools & shop



## DIRT BIKE RADIATOR SCOOPS

SOLD IN PAIRS



MM578512



MM600156

HONDA DIRT BIKE					
CR250	85	ORANGE	MM600135	68.10	B
CR250	86	ORANGE	MM600135	68.10	B
CR250	87	ORANGE	MM600135	68.10	B
CR500	88	RED	MM600156	68.69	B
		ORANGE	MM600155	68.69	B
KAWASAKI DIRT BIKE					
KX250	88-89	GREEN	MM578083	32.50	B
KLX300R	97-08	BLACK	MM578512	88.51	B
		GREEN	MM578513	88.51	A

YAMAHA DIRT BIKE					
WR250	90-93	BLACK	MM599892	59.50	B
		BLUE	MM599897	43.50	B
YZ250	90-92	BLACK	MM599892	59.50	B
		BLUE	MM599897	43.50	B



## DIRT BIKE FORK GUARDS

SOLD IN PAIRS

HONDA		WHITE			RED			ORANGE		
CR125	85-89	MM596201	71.40	B	MM596206	71.40	B	MM596205	71.40	B
CRF150	03-06	----			MM5962412	55.75	B	----		
CRF230	03-05	----			MM5962312	39.50	B	----		
CR250	85-88	MM596201	71.40	B	MM596206	71.40	B	MM596205	71.40	B
XR250L	91-96	MM596201	71.40	B	MM596206	71.40	B	MM596205	71.40	B
XR250R	84-95	MM596201	71.40	B	MM596206	71.40	B	MM596205	71.40	B
XR350R	84-85	MM596201	71.40	B	MM596206	71.40	B	MM596205	71.40	B
CR500	85-88	MM596201	71.40	B	MM596206	71.40	B	MM596205	71.40	B
XR500R	84	MM596201	71.40	B	MM596206	71.40	B	MM596205	71.40	B
XR600R	85-00	MM596201	71.40	B	MM596206	71.40	B	MM596205	71.40	B
SUZUKI		WHITE								
DR250	90-93	MM596751	82.87	B						
DRS250	90-95	MM596751	82.87	B						
DR350	90-96	MM596751	82.87	B						
DRS350	90-97	MM596751	82.87	B						
YAMAHA		WHITE								
YZ125	89	MM596521	36.00	B						
WR250	89	MM596521	36.00	B						
YZ250	89	MM596521	36.00	B						
WR500	91-93	MM596521	36.00	B						




- Maier bodywork is made of tough, vacuum-formed, high-density polyethylene
- Designed for a perfect fit
- Uses stock hardware
- Drilling is required
- Colors are OEM color matched







## SIDE PANELS SOLD IN PAIRS

HONDA		BLACK		WHITE		RED		ORANGE		FIGHTING RED			
XR75	77-78	----	----	----	----	MM205006	68.99 B	MM205005	68.99 B	----	----		
CRF80F	04-09	----	----	MM205031	73.91 B	MM205036	73.91 B	----	----	----	----		
XR80	79-82	----	----	----	----	MM205006	68.99 B	MM205005	68.99 B	----	----		
XR80	88-00	----	----	MM205011	72.35 B	----	----	----	----	MM2050112	72.35 B		
XR80	01-04	----	----	MM205021	73.36 B	----	----	----	----	MM2050212	73.36 B		
CRF100F	04-09	----	----	MM205031	73.91 B	MM205036	73.91 B	----	----	----	----		
XR100	88-02	----	----	MM205011	72.35 B	----	----	----	----	MM2050112	72.35 B		
XR100	01-03	----	----	MM205021	73.36 B	----	----	----	----	MM2050212	73.36 B		
CR125/250/500	84	----	----	----	----	----	----	MM206015	77.95 B	----	----		
CR125/250/500	85-86	----	----	----	----	----	----	MM206025	85.59 B	----	----		
CR125/500	87-88	----	----	----	----	MM206036	78.51 B	MM206035	78.51 B	----	----		
CR125/500	89-90	----	----	----	----	----	----	----	----	----	----		
CRF150F	03-08	----	----	MM206051	95.44 B	----	----	----	----	MM2060512	82.45 B		
XR200R	84-03	----	----	MM206101	89.92 B	----	----	----	----	MM2061012	89.92 B		
CRF230F	03-09	----	----	MM206051	95.44 B	----	----	----	----	MM2060512	82.45 B		
CR250	81-82	----	----	----	----	----	----	----	----	MM2054012	76.32 B		
CR250	87	----	----	----	----	MM206036	78.51 B	MM206035	78.51 B	----	----		
CR250	88-89	----	----	----	----	----	----	----	----	----	----		
XR250R	84-85	----	----	MM206101	89.92 B	----	----	----	----	MM2061012	89.92 B		
XR250R	86-95	MM206112	117.41 B	----	----	----	----	MM206115	117.41 B	----	----		
CR450	81	----	----	----	----	----	----	----	----	MM2054012	76.32 B		
XR600R	86-87	MM206112	117.41 B	----	----	----	----	MM206115	117.41 B	----	----		
KAWASAKI		BLACK		WHITE		GREEN							
KX125	88-89	MM209092	82.87 B	MM209091	82.87 B	MM209093	82.87 B	 MM205006					
KX125	90-91	MM209122	40.85 G	----	----	MM209123	40.85 G						
KDX200	89-94	MM209092	82.87 B	MM209091	82.87 B	MM209093	82.87 B						
KLX250R	94-96	----	----	MM209501	96.15 B	MM209503	96.15 B						
KX250	88-89	MM209092	82.87 B	MM209091	82.87 B	MM209093	82.87 B						
KX250	90-91	MM209122	40.85 G	----	----	MM209123	40.85 G						
KLX300R	97-07	----	----	MM209501	96.15 B	MM209503	96.15 B						
KX500	88-04	MM209092	82.87 B	MM209091	82.87 B	MM209093	82.87 B						
SUZUKI		WHITE		YELLOW		BLUE							
RM125/250	81-83	----	----	MM213104	100.97 B	----	----	 MM206036					
RM125/250	84-85	----	----	----	----	----	----						
DRS250/350	90-99	MM213261	89.56 B	----	----	----	----						
RM465	81-82	----	----	MM213104	100.97 B	----	----						
RM500	83-84	----	----	MM213104	100.97 B	----	----						
YAMAHA		BLACK		WHITE		YELLOW		RED					
YZ80	84-86	----	----	----	----	MM218014	58.20 B	----	----				
YZ125	84-85	----	----	----	----	MM235024	59.50 B	----	----				
YZ125	86-88	----	----	MM234731	82.49 B	----	----	MM234736	59.50 B				
YZ250/465	80-81	----	----	MM234501	97.12 B	MM234504	97.12 B	----	----				
YZ250/490	82	----	----	MM234701	95.66 B	----	----	----	----				
YZ250/490	83	----	----	MM234711	83.52 B	MM234714	83.52 B	----	----				
YZ250/490	84-85	----	----	MM234721	81.95 B	MM234724	81.95 B	----	----				
YZ250	86-87	----	----	MM234731	82.49 B	----	----	MM234736	59.50 B				
YZ250	88	----	----	MM234731	82.49 B	----	----	MM234736	59.50 B				
YZ490	86-90	----	----	MM234731	82.49 B	----	----	MM234736	59.50 B				
										 MM213124			

- accessories
- body
- handlebar & grips
- cables & levers
- exhaust
- engine
- fuel & intake
- electrical & ignition
- clutch
- drive
- bearings
- brakes
- steering & suspension
- tires
- tools & shop



- accessories
- body
- handlebar & grips
- cables & levers
- exhaust
- engine
- fuel & intake
- electrical & ignition
- clutch
- drive
- bearings
- brakes
- steering & suspension
- tires
- tools & shop



## DIRT BIKE SEAT COVERS

- Made from the finest UV resistant heavy-duty marine grade vinyl and are double stitched for durability
- Choose from the stock replacement seat covers or the performance Gripper seat covers. The Gripper seat covers provide the ultimate in seat traction.
- Perfect for racing or on the trail



Close-Up of Gripper Seat Cover

	YEAR	STANDARD BLACK	GRIPPER BLACK
<b>HONDA</b>			
CRF50	04-16	----	332100 49.95 G
XR50	00-03	----	332100 49.95 G
XR70	97-00	----	332106 49.95 G
XR70	01-03	----	332105 49.95 G
CRF70	04-12	----	332104 49.95 G
CR80	88-95	----	332109 49.95 G
CR80	96-02	----	332110 49.95 G
XR80R	85-00	----	332108 49.95 G
CRF80	04-13	----	332107 49.95 G
XR80	01-03	----	332107 49.95 G
CR85	03-07	----	332110 49.95 G
XR100R	85-00	----	332108 49.95 G
CRF100	04-13	----	332107 49.95 G
XRF100	01-03	----	332107 49.95 G
CR125	1990	----	332090 49.95 G
CR125	91-92	----	332091 49.95 G
CR125	93-97	----	332092 49.95 G
CR125	98-99	----	332094 49.95 G
CR125	00-07	----	332083 49.95 G
CRF150F	04-09	----	332084 49.95 G
CRF150R	07-09	----	332085 49.95 G
XR200R	86-95	----	332086 49.95 G
XR200R	96-02	----	332087 49.95 G
CRF230F	03-09	----	332084 49.95 G
CR250	87-89	----	332090 49.95 G
CR250	90-91	----	332091 49.95 G
CR250	92-96	----	332092 49.95 G
CR250	97-99	----	332094 49.95 G
CR250	00-07	----	332083 49.95 G
CRF250R	04-09	----	332088 49.95 G
CRF250R	10-13	----	332098 49.95 G
CRF250R	14-15	----	332254 49.95 G
CRF250X	04-09	----	332095 49.95 G
XR250R	86-95	----	332089 49.95 G
XR250R	96-04	----	332093 49.95 G
XR400R	96-04	----	332093 49.95 G
CRF450R	02-04	----	332096 49.95 G
CRF450R	05-08	----	332097 49.95 G
CRF450R	09-12	----	332098 49.95 G
CRF450R	13-15	----	332254 49.95 G
CRF450X	05-16	----	332099 49.95 G
CR500	87-90	----	332090 49.95 G
CR500	91-01	----	332091 49.95 G
XR600R	88-00	----	332101 49.95 G
XR650L	93-13	----	332103 49.95 G
XR650R	00-07	----	332102 49.95 G

	YEAR	STANDARD BLACK	GRIPPER BLACK
<b>HUSQVARNA</b>			
TE (ALL)	05-07	332071 39.95 G	332176 49.95 G
TC (ALL)	05-07	332071 39.95 G	332176 49.95 G
SM (ALL)	05-07	332071 39.95 G	332176 49.95 G
WR125	06-08	332071 39.95 G	332176 49.95 G
CR125	06-08	332071 39.95 G	332176 49.95 G
SM125	06-08	332071 39.95 G	332176 49.95 G
WR250	06-09	332071 39.95 G	332176 49.95 G
WR300	2009	332071 39.95 G	332176 49.95 G
TE (ALL)	08-09	332070 39.95 G	332175 49.95 G
TXC (ALL)	08-09	332070 39.95 G	332175 49.95 G
TC (ALL)	08-09	332070 39.95 G	332175 49.95 G
SM (ALL)	08-09	332070 39.95 G	332175 49.95 G
WR125	2009	332070 39.95 G	332175 49.95 G
CR125	2009	332070 39.95 G	332175 49.95 G

<b>KAWASAKI</b>			
KX60	83-05	332060 39.95 G	332128 49.95 G
KX65	00-12	332061 39.95 G	332129 49.95 G
KX80	91-00	332063 39.95 G	332132 49.95 G
KX85	01-12	332063 39.95 G	332132 49.95 G
KX100	91-13	332063 39.95 G	332132 49.95 G
KLX110	02-09	332054 39.95 G	332111 49.95 G
KLX125	03-05	----	332134 49.95 G
KX125	88-89	----	332113 49.95 G
KX125	90-91	----	332114 49.95 G
KX125	92-93	----	332115 49.95 G
KX125	94-98	----	332116 49.95 G
KX125	99-02	----	332117 49.95 G
KX125	03-06	----	332112 49.95 G
KDX200	89-94	----	332118 49.95 G
KDX200	95-06	332055 39.95 G	332119 49.95 G
KDX220	95-06	332055 39.95 G	332119 49.95 G
KDX250	91-04	----	332122 49.95 G
KLX250	94-08	332056 39.95 G	332123 49.95 G
KX250	88-89	----	332113 49.95 G
KX250	90-91	----	332114 49.95 G
KX250	92-93	----	332115 49.95 G
KX250	94-98	----	332116 49.95 G
KX250	99-02	----	332117 49.95 G
KX250	03-07	----	332112 49.95 G
KX250F	04-05	----	332120 49.95 G
KX250F	06-08	----	332121 49.95 G
KX250F	09-12	332059 39.95 G	332127 49.95 G
KLX300	97-07	332057 39.95 G	332124 49.95 G
KLX400	03-05	332066 39.95 G	332143 49.95 G
KLX450R	08-09	332058 39.95 G	332126 49.95 G




**CYCLE WORKS DIRT BIKE SEAT COVERS CONTINUED**

	YEAR	STANDARD BLACK		GRIPPER BLACK	
<b>KAWASAKI CONTINUED</b>					
KX450F	06-08	----		332125	49.95 G
KX450F	09-13	332059	39.95 G	332127	49.95 G
KX500	88-04	----		332113	49.95 G
KLR650	87-13	332062	39.95 G	332131	49.95 G
KLX650	93-97	----		332130	49.95 G
<b>KTM</b>					
KTM 2-S	98-02	332076	39.95 G	332183	49.95 G
KTM EXC	01-02	332076	39.95 G	332183	49.95 G
KTM EXC	04-07	332073	39.95 G	332178	49.95 G
KTM EXC	08-10	332074	39.95 G	332179	49.95 G
KTM MXC	01-02	332076	39.95 G	332183	49.95 G
KTM SX	01-02	332072	39.95 G	332177	49.95 G
KTM SX	04-06	332073	39.95 G	332178	49.95 G
KTM SX	07-10	332074	39.95 G	332179	49.95 G
KTM XC	08-10	332074	39.95 G	332179	49.95 G
KTM50	97-01	332079	39.95 G	332186	49.95 G
KTM50	02-05	332078	39.95 G	332185	49.95 G
KTM65	98-01	332081	39.95 G	332189	49.95 G
KTM65	02-05	332080	39.95 G	332187	49.95 G
KTM85	03-09	332082	39.95 G	332190	49.95 G
KTM125	1991	----		332181	49.95 G
KTM125	93-97	332077	39.95 G	332184	49.95 G
SX125	2003	332072	39.95 G	332177	49.95 G
125 SX	11-14	332261	39.95 G	332278	49.95 G
150 SX & XC	11-15	332262	39.95 G	332279	49.95 G
150 SX	2016	332263	39.95 G	332280	49.95 G
KTM250	93-97	332077	39.95 G	332184	49.95 G
KTM250	2003	332075	39.95 G	332182	49.95 G
250 SX, SX-F, XC, XC-F	11-15	332264	39.95 G	332281	49.95 G
250 XC-W, XCF-W	12-15	332265	39.95 G	332282	49.95 G
250 XC-F	16	332266	39.95 G	332283	49.95 G
KTM300	90-91	----		332181	49.95 G
KTM300	93-97	332077	39.95 G	332184	49.95 G
300 XC	11-15	332267	39.95 G	332284	49.95 G
300 XC-W	12-15	332268	39.95 G	332285	49.95 G
350 SX-F, XC-F	11-15	332269	39.95 G	332286	49.95 G
350 EXC-F, XCF-W	12-15	332270	39.95 G	332287	49.95 G
KTM 350 SX-F, XC-F	16	332271	39.95 G	332288	49.95 G
KTM450	03	332075	39.95 G	332182	49.95 G
450 SX-F	11-14	332272	39.95 G	332289	49.95 G
450 XC-W	12-15	332273	39.95 G	332290	49.95 G
450 SMR	2012	332274	39.95 G	332291	49.95 G
450 XC-F	13-15	332275	39.95 G	332292	49.95 G
450 XC-F	16	332276	39.95 G	332293	49.95 G
500 EXC, XC-W	12-15	332277	39.95 G	332294	49.95 G
SX525	2003	332072	39.95 G	332177	49.95 G
KTM 125-530	07-09	332074	39.95 G	332179	49.95 G
<b>SUZUKI</b>					
RM60	03-05	332060	39.95 G	332128	49.95 G
RM65	03-05	332061	39.95 G	332129	49.95 G
RM80	86-99	----		332148	49.95 G
RM80	00-01	332068	39.95 G	332147	49.95 G
RM85	02-09	332069	39.95 G	332149	49.95 G
RM100	03-05	332063	39.95 G	332132	49.95 G
DRZ110	03-05	332054	39.95 G	332111	49.95 G
DRZ125	03-15	332064	39.95 G	332134	49.95 G
RM125	89-92	----		332135	49.95 G
RM125	93-95	----		332136	49.95 G

	YEAR	STANDARD BLACK		GRIPPER BLACK	
<b>SUZUKI CONTINUED</b>					
RM125	96-00	----		332137	49.95 G
RM125	01-07	----		332133	49.95 G
DR250	90-07	----		332142	49.95 G
DRZ250	01-04	332065	39.95 G	332139	49.95 G
RM250	89-92	----		332135	49.95 G
RM250	93-95	----		332136	49.95 G
RM250	96-00	----		332137	49.95 G
RM250	01-09	----		332133	49.95 G
RM250Z	04-06	----		332140	49.95 G
RM250Z	07-10	----		332141	49.95 G
DR350	90-07	----		332142	49.95 G
DRZ400	00-15	332066	39.95 G	332143	49.95 G
RM450Z	05-07	----		332144	49.95 G
RM450Z	08-15	----		332145	49.95 G
DR650SE	92-15	332067	39.95 G	332146	49.95 G
<b>YAMAHA</b>					
PW50	85-16	----		332169	49.95 G
TTR50	06-14	----		332168	49.95 G
PW80	85-06	----		332171	49.95 G
YZ80	83-92	----		332170	49.95 G
YZ80	93-01	----		332172	49.95 G
YZ85	02-16	----		332173	49.95 G
TTR90	00-07	----		332174	49.95 G
TTR110	08-16	----		332150	49.95 G
TTR125	00-07	----		332238	49.95 G
TTR125L	00-07	----		332238	49.95 G
TTR125	08-16	----		332151	49.95 G
TTR125L	08-15	----		332151	49.95 G
YZ125	89-90	----		332162	49.95 G
YZ125	91-92	----		332153	49.95 G
YZ125	93-95	----		332154	49.95 G
YZ125	96-01	----		332155	49.95 G
YZ125	02-16	----		332152	49.95 G
WR200	91-93	----		332156	49.95 G
TTR225	00-05	----		332157	49.95 G
XT225	92-07	332239	39.95 G	----	
TTR230	06-16	----		332157	49.95 G
TTR250	00-06	----		332158	49.95 G
WR250	94-97	----		332163	49.95 G
WR250F	01-02	----		332164	49.95 G
WR250F	03-06	----		332159	49.95 G
WR250F	07-13	----		332160	49.95 G
YZ250	88-90	----		332162	49.95 G
YZ250	91-92	----		332153	49.95 G
YZ250	93-95	----		332154	49.95 G
YZ250	96-01	----		332155	49.95 G
YZ250	02-15	----		332152	49.95 G
YZ250F	01-02	----		332165	49.95 G
YZ250F	03-05	----		332166	49.95 G
YZ250F	06-09	----		332167	49.95 G
YZ250F	10-13	----		332161	49.95 G
YZ250F	14-16	----		332255	49.95 G
WR400F	98-00	----		332164	49.95 G
YZ400F	98-99	----		332165	49.95 G
WR426F	00-02	----		332164	49.95 G
YZ426	99-02	----		332165	49.95 G
WR450F	03-06	----		332159	49.95 G
WR450F	07-11	----		332160	49.95 G
WR450F	12-16	----		332256	49.95 G
YZ450F	03-05	----		332166	49.95 G
YZ450F	06-09	----		332167	49.95 G
YZ450F	14-16	----		332255	49.95 G

- accessories
- body
- handlebar & grips
- cables & levers
- exhaust
- engine
- fuel & intake
- electrical & ignition
- clutch
- drive
- bearings
- brakes
- steering & suspension
- tires
- tools & shop

- accessories
- body
- handlebar & grips
- cables & levers
- exhaust
- engine
- fuel & intake
- electrical & ignition
- clutch
- drive
- bearings
- brakes
- steering & suspension
- tires
- tools & shop



## GRAPHIC KITS, STICKERS & SEAT COVERS

For over 15 years, Factory Effex has specialized in graphics, seat covers and accessories in the Motocross market. Over the years we have expanded that passion to Sport Bike, Custom Graphics, Hard Parts, Engine Hoses and a full range of officially licensed apparel.

Our goal is to create user-friendly products of the highest quality with industry leading designs. Everyone at Factory Effex puts passion and pride into every product we sell and we don't make anything that we wouldn't put on our own rides.

We continuously look to improve and offer you more products to help make your motorcycle look it's best.



### METAL MULISHA SHROUD/ AIRBOX GRAPHIC KIT



MODEL	PART #
<b>HONDA</b>	
Honda CR125/250 00-01	467230 69.95 G
Honda CR125/250 02-08	467231 69.95 G
Honda CRF250 04-09	467232 69.95 G
Honda CRF450 02-04	467233 69.95 G
Honda CRF450 05-08	467234 69.95 G
Honda CRF250 10-13, CRF450 09-12	467235 69.95 G
Honda CRF 250 14-16, CRF450 13-16	467236 69.95 G

<b>YAMAHA</b>	
Yamaha YZ125/250 02-14	467224 69.95 G
Yamaha YZ125/250 15-16	467223 69.95 G
Yamaha YZ250F/450F 03-05, WR 250/450 05-06	467225 69.95 G
Yamaha YZ250F/450F 06-09	467226 69.95 G
Yamaha YZ250F 10-13	467227 69.95 G
Yamaha YZ450F 10-13	467228 69.95 G
Yamaha YZ250F/450F 14-16	467229 69.95 G

<b>KAWASAKI</b>	
Kawasaki KX125/250 03-08	467216 69.95 G
Kawasaki KX250F 06-08	467217 69.95 G

MODEL	PART #
<b>KAWASAKI CONTINUED</b>	
Kawasaki KX450F 06-08	467218 69.95 G
Kawasaki KX250F 09-12	467219 69.95 G
Kawasaki KX450F 09-11	467220 69.95 G
Kawasaki KX250F 13-16	467221 69.95 G
Kawasaki KX450F 12-15	467222 69.95 G
Kawasaki KX450F 2016	466248 69.95 G

<b>SUZUKI</b>	
Suzuki RM125/250 01-08	467237 69.95 G
Suzuki RMZ250 07-09	467238 69.95 G
Suzuki RMZ250 10-16	467239 69.95 G
Suzuki RMZ450 08-16	467240 69.95 G

<b>KTM</b>	
KTM SX125-525 05-06, EXC/MXC125-525 05-07	467241 69.95 G
KTM SX125-450F 07-10, EXC 08-12, XC 08-10	467242 69.95 G
KTM SX125-450F 11-12, XC 11-12	467243 69.95 G
KTM SX125-450F 13-15, XC 13-15 (includes SX250 2016)	467244 69.95 G
KTM SX250-450F 15.5, SX125-450F 16 (except SX250)	466249 69.95 G



**NEW ITEM**

## ROCKSTAR GRAPHIC KITS



### ROCKSTAR COMPLETE GRAPHIC KIT (SHROUD/TRIM/LOWER FORK)

MODEL	PART #		
<b>HONDA</b>			
Honda CR125/250 02-03	466250	124.95	D
Honda CR125/250 04-08	466251	124.95	D
Honda CRF450 05-08	466252	124.95	D
Honda CRF250 10-13, CRF450 09-12	466253	124.95	D
Honda CRF 250 14-16, CRF450 13-16	466254	124.95	D
<b>YAMAHA</b>			
Yamaha YZ125/250 02-04	466255	124.95	D
Yamaha YZ125/250 05	466256	124.95	D
Yamaha YZ125/250 06-07	466257	124.95	D
Yamaha YZ125/250 08-14	466258	124.95	D
Yamaha YZ125/250 15-16	466259	124.95	D
Yamaha YZ250F/450F 06-07	466260	124.95	D
Yamaha YZ250F/450F 08	466261	124.95	D
Yamaha YZ250F/450F 09	466262	124.95	D
Yamaha YZ250F 10-13	466263	124.95	D
Yamaha YZ450F 10-13	466264	124.95	D
Yamaha YZ250F/450F 14-16	466265	124.95	D
<b>KAWASAKI</b>			
Kawasaki KX250F 09-12	466266	124.95	D
Kawasaki KX250F 13-16	466267	124.95	D
Kawasaki KX450F 09-11	466268	124.95	D
Kawasaki KX450F 12-15	466269	124.95	D
Kawasaki KX450F 2016	466270	124.95	D
<b>SUZUKI</b>			
Suzuki RMZ250 10-16	466271	124.95	D
Suzuki RMZ450 08-16	466272	124.95	D
<b>KTM</b>			
KTM SX125-450F 11-12, XC 11-12	466273	124.95	D
KTM SX125-450F 13-14, XC 13-14	466274	124.95	D
KTM SX125-450F 13-15, XC 13-15 (includes SX250 2016)	466275	124.95	D
KTM SX250-450F 15.5, SX125-450F 16 (except SX250)	466276	124.95	D
<b>HUSQVARNA</b>			
Husqvarna TC/FC, TE/FE 14-15	466277	124.95	D
Husqvarna TC/FC, TE/FE 2016	466278	124.95	D

### ROCKSTAR GRAPHIC KIT (SHROUD/AIRBOX ONLY)

MODEL	PART #		
<b>HONDA</b>			
Honda CR85 03-08	466279	69.95	G
Honda CRF150R 07-16	466280	69.95	G
Honda CR125/250 02-08	466281	69.95	G
Honda CRF250 04-09	466282	69.95	G
Honda CRF450 05-08	466283	69.95	G
Honda CRF250 10-13, CRF450 09-12	466284	69.95	G
Honda CRF 250 14-16, CRF450 13-16	466285	69.95	G
<b>YAMAHA</b>			
Yamaha YZ85 02-14	466286	69.95	G
Yamaha YZ85 15-16	466287	69.95	G
Yamaha YZ125/250 02-14	466288	69.95	G
Yamaha YZ125/250 15-16	466289	69.95	G
Yamaha YZ250F/450F 03-05, WR 250/450 05-06	466290	69.95	G
Yamaha YZ250F/450F 06-09	466291	69.95	G
Yamaha YZ250F 10-13	466292	69.95	G
Yamaha YZ450F 10-13	466293	69.95	G
Yamaha YZ250F/450F 14-16	466294	69.95	G
<b>KAWASAKI</b>			
Kawasaki KX85/100 01-13	466295	69.95	G
Kawasaki KX85/100 14-16	466296	69.95	G
Kawasaki KX125/250 03-08	466297	69.95	G
Kawasaki KX250F 06-08	466298	69.95	G
Kawasaki KX450F 06-08	466299	69.95	G
Kawasaki KX250F 09-12	466300	69.95	G
Kawasaki KX250F 13-16	466301	69.95	G
Kawasaki KX450F 09-11	466302	69.95	G
Kawasaki KX450F 12-15	466303	69.95	G
Kawasaki KX450F 2016	466304	69.95	G
<b>SUZUKI</b>			
Suzuki RM85 02-16	466305	69.95	G
Suzuki RM125/250 01-08	466306	69.95	G
Suzuki RMZ250 07-09	466307	69.95	G
Suzuki RMZ250 10-16	466308	69.95	G
Suzuki RMZ450 08-16	466309	69.95	G
<b>KTM</b>			
KTM SX125-450F 11-12, XC 11-12	466310	69.95	G
KTM SX125-450F 13-15, XC 13-15 (includes SX250 2016)	466311	69.95	G
KTM SX250-450F 15.5, SX125-450F 16 (except SX250)	466312	69.95	G
<b>HUSQVARNA</b>			
Husqvarna TC/FC, TE/FE 14-15	466313	69.95	G
Husqvarna TC/FC, TE/FE 2016	466314	69.95	G

- accessories
- body**
- handlebar & grips
- cables & levers
- exhaust
- engine
- fuel & intake
- electrical & ignition
- clutch
- drive
- bearings
- brakes
- steering & suspension
- tires
- tools & shop

- accessories
- body
- handlebar & grips
- cables & levers
- exhaust
- engine
- fuel & intake
- electrical & ignition
- clutch
- drive
- bearings
- brakes
- steering & suspension
- tires
- tools & shop



## GRAPHIC KITS

### TEAM REPLICA COMPLETE GRAPHIC KIT



**JGR**



**BTO**



**REBEAUD**

MODEL	PART #
<b>YAMAHA</b>	
2016 JGR Yamaha - YZ125/250 02-05	466315 124.95 D
2016 JGR Yamaha - YZ125/250 06-07	466316 124.95 D
2016 JGR Yamaha - YZ125/250 08-14	466317 124.95 D
2016 JGR Yamaha - YZ125/250 15-16	466318 124.95 D
2016 JGR Yamaha - YZ250F/450F 06-09	466319 124.95 D
2016 JGR Yamaha - YZ250F 10-13	466320 124.95 D
2016 JGR Yamaha - YZ450F 10-13	466321 124.95 D
2016 JGR Yamaha - YZ250F/450F 14-16	466322 124.95 D

MODEL	PART #
<b>KTM</b>	
2016 BTO KTM - SX125-450 13-15	466323 124.95 D
2016 BTO KTM - SX250-450F 15.5, SX125-450F 16	466324 124.95 D
Rebeaud FMX Shroud/Trim Kit- KTM SX125-450 13-15	467215 124.95 D
Rebeaud FMX Shroud/Trim Kit- KTM SX250-450F 15.5, SX125-450F 16	466325 124.95 D

### EVO KAWASAKI SHROUD/AIRBOX GRAPHIC KIT



### EVO YAMAHA SHROUD/AIRBOX GRAPHIC KIT



MODEL	PART #
<b>KAWASAKI</b>	
KX65 00-16, KLX110 02-09	466326 69.95 G
KX80/100 98-00	466327 69.95 G
KX85/100 01-13	467173 69.95 G
KX85/100 14-16	466328 69.95 G
KLX110 10-15	467174 69.95 G
KX125/250 94-98	466329 69.95 G
KX125/250 99-02	467175 69.95 G
KX125/250 03-08	466330 69.95 G
KX250F 06-08	467176 69.95 G
KX450F 06-08	467177 69.95 G
KX250F 09-12	467178 69.95 G
KX450F 09-11	466331 69.95 G
KX250F 13-16	466332 69.95 G
KX450F 12-15	466333 69.95 G
KX450F 2016	466334 69.95 G
KLX450R 08-09	466335 69.95 G
KX500 88-04	466336 69.95 G
KDX200/220 95-07	466337 69.95 G

MODEL	PART #
<b>YAMAHA</b>	
PW50 90-16	466338 59.95 D
PW80 96-16	466339 69.95 G
YZ85 02-14	467180 69.95 G
YZ85 15-16	467179 69.95 G
YZ125/250 93-95	467181 69.95 G
YZ125/250 96-01	467182 69.95 G
YZ125/250 02-14	466340 69.95 G
YZ125/250 15-16	467183 69.95 G
YZ250F-426F 98-02	467184 69.95 G
YZ250F/450F 03-05, WR250/450 05-06	466341 69.95 G
YZ250F/450F 06-09	466342 69.95 G
YZ250F 10-13	466343 69.95 G
YZ450F 10-13	466344 69.95 G
YZ250F/450F 14-16	466345 69.95 G
WR250-426 98-02	466346 69.95 G
WR250-450 03-04	467185 69.95 G
WR250 07-14, WR450 07-11	467186 69.95 G
WR450 12-16	467187 69.95 G
TTR125 00-07	467188 69.95 G
TTR125 08-16	467189 69.95 G



**GRAPHIC KITS CONTINUED**

**EVO HONDA**  
SHROUD/AIRBOX GRAPHIC KIT



MODEL	PART #		
<b>HONDA</b>			
CRF150F/230F 03-07	467190	69.95	G
CRF150F/230F 08-16	467191	69.95	G
CR85 03-08	467192	69.95	G
CRF150R 07-16	466347	69.95	G
CR125/250 93-94	466348	69.95	G
CR125 95-97, CR250 95-96	466349	69.95	G
CR125 98-99, CR250 97-99	466350	69.95	G
CR125/250 00-01	466351	69.95	G
CR125/250 02-08	467193	69.95	G
CRF250 04-09	466352	69.95	G
CRF250X 04-16	466353	69.95	G
CRF450 02-04	467194	69.95	G
CRF450 05-08	466354	69.95	G
CRF250 10-13, CRF450 09-12	467195	69.95	G
CRF250 14-16, CRF450 13-16	466355	69.95	G
CRF450X 05-16	466356	69.95	G
CR500 91-01	466357	69.95	G
XR80/100 85-00	467196	69.95	G
XR250/400 96-04	467197	69.95	G
XR650 00-10	467198	69.95	G

**EVO KTM**  
SHROUD/AIRBOX GRAPHIC KIT



MODEL	PART #		
<b>KTM</b>			
SX50/Adventure 50 02-08	467200	59.95	D
SX50 09-15	467201	59.95	D
SX50 16	466363	59.95	D
SX65 02-08	467202	69.95	G
SX65 09-15	467203	69.95	G
SX65 16	466364	69.95	G
SX85 13-15	467204	69.95	G
SX125-525 01-04, MXC200/300 03-04, EXC125-525 03-04	466365	69.95	G
SX125-525 05-06, EXC125-525 05-07	466366	69.95	G
SX125-450F 07-10, EXC 08-12, XC 08-10	466367	69.95	G
SX125-450F 11-12, XC 11-12	467205	69.95	G
KTM SX125-450F 13-15, XC 13-15, EXC 13-16 (includes SX250 2016)	466368	69.95	G
KTM SX250-450F 15.5, SX125-450F 16 (except SX250)	466369	69.95	G

**EVO SUZUKI**  
SHROUD/AIRBOX GRAPHIC KIT



MODEL	PART #		
<b>SUZUKI</b>			
RM85 02-16	466358	69.95	G
RM 125/250 01-08	467199	69.95	G
RMZ250 07-09	466359	69.95	G
RMZ250 10-16	466360	69.95	G
RMZ450 08-16	466361	69.95	G
DRZ400 00-16	466362	69.95	G

**EVO HUSQVARNA**  
SHROUD/AIRBOX GRAPHIC KIT



MODEL	PART #		
<b>HUSQVARNA</b>			
Husqvarna TC 85 14-16	466370	69.95	G
Husqvarna TC/FC 125-450, TE/FE 125-501 14-15	466371	69.95	G
Husqvarna TC/FC 125-450, TE/FE 125-501 2016	466372	69.95	G

- accessories
- body**
- handlebar & grips
- cables & levers
- exhaust
- engine
- fuel & intake
- electrical & ignition
- clutch
- drive
- bearings
- brakes
- steering & suspension
- tires
- tools & shop

- accessories
- body
- handlebar & grips
- cables & levers
- exhaust
- engine
- fuel & intake
- electrical & ignition
- clutch
- drive
- bearings
- brakes
- steering & suspension
- tires
- tools & shop

## SEAT COVERS

FACTORY EFFEX

### ALL-GRIP SEAT COVERS (BLACK)

The All-Grip seat cover is designed for riders looking for a durable black seat cover with a solid grip.

Made from a high-durability Super Grip material, the All-Grip seat cover gives you complete control in a no-frills package.

Tall seat covers available for some applications.



MODEL	PART #		
<b>ALL-GRIP SEAT COVERS (BLACK)</b>			
CR80 96-02, CR85 03-08	466707	49.95	G
CRF150R 07-16	466738	49.95	G
CR125 93-97, CR250 93-96	466588	49.95	G
CR125 98-99, CR250 97-99	466589	49.95	G
CR125/250 00-08, CRF450 02-04	466590	49.95	G
CRF250 04-09, CRF250X 04-16	466642	49.95	G
CRF450 05-08	466663	49.95	G
CRF250 10-13, CRF450 09-12	466819	49.95	G
CRF250 14-16, CRF450 13-16	467043	49.95	G
CR500 87-01	466591	49.95	G
XR50 00-03, CRF50 04-16	466643	49.95	G
XR250/400 96-04	466592	49.95	G
XR650 00-10	466644	49.95	G
KX60 85-04, RM60 03-04	466631	49.95	G
KX65 00-16, KLX110 02-09, RM65 03-06, DRZ110 03-06	466632	49.95	G
KLX110 02-16, DRZ110 03-06 Tall	466662	49.95	G
KX80/KX85/KX100 90-13, RM100 03-06	466633	49.95	G
KX85/100 14-16	467069	49.95	G
KX125/250 94-98	466577	49.95	G
KX125/250 99-01	466578	49.95	G
KX125/250 02	466579	49.95	G
KX125/250 03-08	466580	49.95	G
KDX200/220 95-07	466581	49.95	G
KX250F 04-05, RMZ250 04-06	466634	49.95	G
KX250F/450F 06-08	466696	49.95	G
KX250F 09-12 / KX450F 09-11	466816	49.95	G
KX250F 13-16 / KX450F 12-16	467006	49.95	G
KX500 88-04	466635	49.95	G
KLX400 03-04, DRZ400 00-16	466636	49.95	G
YZ85 02-16	466700	49.95	G
YZ125/250 96-01	466582	49.95	G
YZ125/250 02-15	466583	49.95	G
YZ250F-426F 98-02	466584	49.95	G
YZ250F/450F 03-05	466585	49.95	G
YZ250F/450F 06-09	467274	49.95	G
YZ250F 10-13	466916	49.95	G
YZ450F 10-13	466917	49.95	G
YZ250F/450F 14-16	467070	49.95	G
WR250-426 98-02	466586	49.95	G
WR250/450 03-06	466587	49.95	G
WR250 07-16 / WR450 07-11	466736	49.95	G
WR450 12-15	467042	49.95	G
PW50 90-16	466697	49.95	G

MODEL	PART #		
<b>ALL-GRIP SEAT COVERS (BLACK) CONTINUED</b>			
PW80 90-16	466698	49.95	G
TTR50 06-16	466699	49.95	G
RM85 02-16	466713	49.95	G
RM125/250 96-00	466593	49.95	G
RM125/250 01-08	466594	49.95	G
RMZ250 07-09	466739	49.95	G
RMZ250 10-16	466921	49.95	G
RMZ450 05-07	466665	49.95	G
RMZ450 08-16	466776	49.95	G
SX65 02-08	466648	49.95	G
SX65 09-16	466821	49.95	G
SX85/105 04-08	466666	49.95	G
EXC/MXC 98-02	466595	49.95	G
EXC/MXC 03	466596	49.95	G
SX 01-02, SX125/525 03	466596	49.95	G
SX200/250/450 03, SX 04-06, EXC/MXC 04-07	466597	49.95	G
SX125-450F 07-10, EXC 08-12, XC 08-10	466741	49.95	G
KTM SX125-450F 13-15, XC 13-15, EXC 13-16 (includes SX250 2016)	466948	49.95	G
KTM SX250-450F 15.5, SX125-450F 16 (except SX250)	466376	49.95	G
Husqvarna TC/FC 125-450, TE/FE 125-501 14-15	466377	49.95	G
Husqvarna TC/FC 125-450, TE/FE 125-501 2016	466378	49.95	G
CR125/250 00-08, CRF450 02-04 Tall	466708	49.95	G
CRF250 04-09 Tall	466709	49.95	G
CRF250X 04-16 Tall	466710	49.95	G
CRF450 05-08 Tall	466711	49.95	G
CRF250 10-13, CRF450 09-12 Tall	466820	49.95	G
CRF250 14-16, CRF450 13-16 Tall	467044	49.95	G
CRF450X 05-16 Tall	466712	49.95	G
YZ125/250 02-16 Tall	467275	49.95	G
YZ250F-426F 98-02 Tall	466703	49.95	G
YZ250F/450F 03-05 Tall	466704	49.95	G
YZ250F/450F 06-09 Tall	466705	49.95	G
YZ250F 10-13 Tall	466918	49.95	G
YZ450F 10-13 Tall	466919	49.95	G
YZ250F/450F 14-16 Tall	467071	49.95	G
WR250-450 03-06 Tall	466706	49.95	G
KX250F 09-12 / KX450F 09-11 Tall	466817	49.95	G
KX250F 13-16 / KX450F 12-16 Tall	467007	49.95	G
SX200/250/450 03, SX 04-06, EXC/MXC 04-07 Tall	466714	49.95	G
SX 07-10, EXC/XC 08-11 Tall	466777	49.95	G





## SEAT COVERS CONTINUED

FACTORY EFFEX

### ALL-GRIP SEAT COVERS (COLORED)

The All-Grip seat cover is designed for riders looking for a durable seat cover with a solid grip.

Made from a high-durability Super Grip material, the all-Grip seat cover gives you complete control in a no-frills package.



### RS1 SEAT COVER

The RS1 seat cover features a traction rib top panel, hidden ballistic nylon reinforced knee area, and OEM color matched material with contrasting black ribs and sides.



MODEL	PART #	
<b>ALL-GRIP SEAT COVERS (COLORED)</b>		
CRF250 10-13, CRF450 09-12 (red)	467249	49.95 G
CRF250 14-16, CRF450 13-16 (red)	467250	49.95 G
YZ250F 10-13 (blue)	467247	49.95 G
YZ450F 10-13 (blue)	467248	49.95 G
YZ250F/450F 14-16 (blue)	467251	49.95 G
KX250F 09-12 / KX450F 09-11 (green)	467245	49.95 G
KX250F 13-16 / KX450F 12-16 (green)	467246	49.95 G
RMZ250 10-16 (yellow)	467252	49.95 G
RMZ450 08-16 (yellow)	467253	49.95 G
SX125-450F 11-15, XC 11-15 (orange)	467254	49.95 G
SX250-450F 15.5, SX125-450F 16 (orange)	466379	49.95 G

MODEL	PART #	
<b>RS1 SEAT COVER</b>		
CR125/250 00-08	467262	69.95 G
CRF250 10-13, CRF450 09-12	467263	69.95 G
CRF250 14-16, CRF450 13-16	467264	69.95 G
YZ125/250 02-15	467257	69.95 G
YZ250F/450F 06-09	467258	69.95 G
YZ250F 10-13	467259	69.95 G
YZ450F 10-13	467260	69.95 G
YZ250F/450F 14-16	467261	69.95 G
KX250F 09-12 / KX450F 09-11	467255	69.95 G
KX250F 13-16 / KX450F 12-16	467256	69.95 G
RMZ250 10-16	467266	69.95 G
RMZ450 08-16	467265	69.95 G
KTM SX125-450F 13-15, XC 13-15, EXC 13-16 (includes SX250 2016)	467267	69.95 G
KTM SX250-450F 15.5, SX125-450F 16 (except SX250)	466384	69.95 G
Husqvarna TC/FC 125-450, TE/FE 125-501 14-15	466385	69.95 G
Husqvarna TC/FC 125-450, TE/FE 125-501 2016	466386	69.95 G


### ALL-GRIP MATERIAL SHEETS

This is a 54" x 36" sheet of All-Grip Material that can be cut for custom applications.

Available in Black, Red, Blue, Green & Yellow



COLOR	PART #	
<b>ALL-GRIP MATERIAL SHEETS</b>		
Black All-grip Sheet 54x36"	466984	39.95 G
Red All-grip Sheet 54x36"	466987	39.95 G
Blue All-grip Sheet 54x36"	466986	39.95 G
Green All-grip Sheet 54x36"	466985	39.95 G
Yellow All-grip Sheet 54x36"	466988	39.95 G



- accessories
- body
- handlebar & grips
- cables & levers
- exhaust
- engine
- fuel & intake
- electrical & ignition
- clutch
- drive
- bearings
- brakes
- steering & suspension
- tires
- tools & shop

- accessories
- body
- handlebar & grips
- cables & levers
- exhaust
- engine
- fuel & intake
- electrical & ignition
- clutch
- drive
- bearings
- brakes
- steering & suspension
- tires
- tools & shop

## FX TRIM KITS

FACTORY EFFEX

NEW STYLING

### SPONSOR LOWER FORKS



MODEL	PART #		
<b>SPONSOR LOWER FORKS</b>			
CR/CRF 125-500 90-14	467121	15.95	G
YZ125/250/250F/400F/426F/450F 96-04	467115	15.95	G
YZ125/250/250F/450F 05-07	467116	15.95	G
YZ125/250 08-14, YZ250F/450F 08-09	467117	15.95	G
YZ250F/450F 10-14	467118	15.95	G
SX/EXC/MXC 01-07	467125	15.95	G
SX/EXC/MXC/XC 08-14	467126	15.95	G

### HONDA STANDARD TRIM KIT (20" X 24" SHEETS)



MODEL	PART #		
<b>HONDA</b>			
Honda CR125 98-99, CR250 97-99	467151	54.95	G
Honda CR125/250 00-03, CRF450 02-03	467152	54.95	G
Honda CR125/250 04-08, CRF450 04	467153	54.95	G
Honda CRF250 04-09	467154	54.95	G
Honda CRF450 05-08	467155	54.95	G
Honda CRF250 10-13, CRF450 09-12	467156	54.95	G
Honda CRF250 14-16, CRF450 13-16	467157	54.95	G

### KAWASAKI STANDARD TRIM KIT (20" X 24" SHEETS)



MODEL	PART #		
<b>KAWASAKI</b>			
Kawasaki KX125/250 99-02	466447	54.95	G
Kawasaki KX125/250 04-08	466448	54.95	G
Kawasaki KX250F 04-05	466449	54.95	G
Kawasaki KX250F/450F 06-08	466450	54.95	G
Kawasaki KX250F 09-12, KX450F 09-11	466451	54.95	G
Kawasaki KX250F 13-16, KX450F 12-15	466452	54.95	G
Kawasaki KX450F 16	466453	54.95	G

### YAMAHA STANDARD TRIM KIT (20" X 24" SHEETS)



MODEL	PART #		
<b>YAMAHA</b>			
Yamaha YZ125/250 93-01, YZ250F/426F 98-02	467141	54.95	G
Yamaha YZ125/250 02-05	467142	54.95	G
Yamaha YZ125/250 06-14	467143	54.95	G
Yamaha YZ125/250 15-16	467144	54.95	G
Yamaha YZ250F/450F 03-05	467145	54.95	G
Yamaha YZ250F/450F 06-08	467146	54.95	G
Yamaha YZ250F/450F 09	467147	54.95	G
Yamaha YZ250F 10-13	467148	54.95	G
Yamaha YZ450F 10-13	467149	54.95	G
Yamaha YZ250F/450F 14-16	467150	54.95	G

### SUZUKI STANDARD TRIM KIT (20" X 24" SHEETS)



MODEL	PART #		
<b>SUZUKI</b>			
Suzuki RM125/250 01-08	466454	54.95	G
Suzuki RMZ250 04-06	466455	54.95	G
Suzuki RMZ250 07-09	466456	54.95	G
Suzuki RMZ250 10-16	466457	54.95	G
Suzuki RMZ450 05-07	466458	54.95	G
Suzuki RMZ450 08-16	466459	54.95	G

### KTM STANDARD TRIM KIT (20" X 24" SHEETS)



MODEL	PART #		
<b>YAMAHA</b>			
KTM SX125-520 98-02, SX125/525 03	467158	54.95	G
KTM SX200/250/450 03-06, SX125-525 04-06	467159	54.95	G
KTM SX125-450F 07	467160	54.95	G
KTM SX125-450F 08-10	467161	54.95	G
KTM SX125-250 2011	467162	54.95	G
KTM SX125-250 2012, SX250F-450F 11-12	467163	54.95	G
KTM SX125-450F 13-15 (includes SX250 2016)	467164	54.95	G
KTM SX250-450F 15.5, SX125-450F 16 (except SX250)	466460	54.95	G



TRIM KITS CONTINUED

**HUSQVARNA  
STANDARD TRIM KIT**  
(20" X 24" SHEETS)



MODEL	PART #		
<b>HUSQVARNA</b>			
Husqvarna TC/FC, TE/FE 2014-15	466461	54.95	G
Husqvarna TC/FC, TE/FE 2016	466462	54.95	

**MONSTER  
UNIVERSAL  
TRIM KIT**  
(20" X 24" SHEETS)



MODEL	PART #		
<b>UNIVERSAL</b>			
Universal Bike - Monster	467140	54.95	G

**ROCKSTAR UNIVERSAL TRIM KIT**  
(20" X 24" SHEETS)



Trim kit includes:  
universal fender and body pieces

MODEL	PART #		
<b>UNIVERSAL</b>			
Universal Bike - Rockstar	467166	54.95	G

HONDA



YAMAHA



KAWASAKI



SUZUKI



KTM



**Includes:**  
Front & rear fenders, fender arches, swingarm, and upper fork pieces.

MODEL	PART #		
<b>METAL MULISHA - UNIVERSAL</b>			
Metal Mulisha Universal Kawasaki	467268	54.95	G
Metal Mulisha Universal Yamaha	467269	54.95	G
Metal Mulisha Universal Honda	467270	54.95	G
Metal Mulisha Universal Suzuki	467271	54.95	G
Metal Mulisha Universal KTM	467272	54.95	G

accessories

body

handlebar & grips

cables & levers

exhaust

engine

fuel & intake

electrical & ignition

clutch

drive

bearings

brakes

steering & suspension

tires

tools & shop

NEW ITEMS



## BAR PADS & GRIP DONUTS

FACTORY EFFEX

### BULGE BAR PADS

Features a Scratch resistant screen printed design and velcro closures on cover, with foam pad.



MODEL	PART #		
<b>BULGE BAR PADS</b>			
Honda	467016	19.95	G
Yamaha	467013	19.95	G
Kawasaki	467010	19.95	G
Suzuki	467019	19.95	G
KTM	467020	19.95	G
Husqvarna	466463	19.95	G
Metal Mulisha	466980	19.95	G
Rockstar	467049	19.95	G

### CONVENTIONAL BAR PADS

10" & 7.5" Conventional Bar Pads come with a scratch-resistant, screen printed design.

They also feature velcro closures on the cover with foam pad.



MODEL	PART #		
<b>10" CONVENTIONAL BAR PADS</b>			
Honda	467015	14.95	G
Yamaha	467012	14.95	G
Kawasaki	467009	14.95	G
Suzuki	467018	14.95	G
Metal Mulisha	466979	14.95	G
Rockstar	467048	14.95	G

MODEL	PART #		
<b>7.5" MINI CONVENTIONAL BAR PADS</b>			
Honda	467014	14.95	G
Yamaha	467011	14.95	G
Kawasaki	467008	14.95	G
Suzuki	467017	14.95	G
Metal Mulisha	466978	14.95	G
Rockstar	467047	14.95	G

### GRIP DONUTS

The Moto Grip Donuts feature a patterned, screen printed design. Sold in pairs.



MODEL	PART #		
<b>GRIP DONUTS</b>			
Moto Grip Donuts - Rockstar 'Stars'	467050	4.95	G
Moto Grip Donuts - Rockstar Logo	467051	4.95	G
Moto Grip Donuts - Honda	467167	4.95	G
Moto Grip Donuts - Kawasaki	466717	4.95	G
Moto Grip Donuts - Suzuki	466669	4.95	G
Moto Grip Donuts - Shattered Orange (Ktm)	466883	4.95	G
Moto Grip Donuts - Skulls	466670	4.95	G
Moto Grip Donuts - Iron Crosses	466671	4.95	G
Moto Grip Donuts - Spider Web	466672	4.95	G

MODEL	PART #		
<b>GRIP DONUTS CONTINUED</b>			
Moto Grip Donuts - FX logo	466718	4.95	G
Moto Grip Donuts - Random	466748	4.95	G
Moto Grip Donuts - Argyle	466749	4.95	G
Moto Grip Donuts - Metal Mulisha White/Black	466981	4.95	G
Moto Grip Donuts - Metal Mulisha Red/Black	466982	4.95	G
Moto Grip Donuts - FX Rad	466932	4.95	G
Moto Grip Donuts - Blue/White (Yamaha)	467021	4.95	G
Moto Grip Donuts - FX Stencil	467168	4.95	G
Moto Grip Donuts - Caution	467169	4.95	G



FACTORY EFFEX

**NUMBERS**

**12345  
67890**



**NUMBERS**

**FACTORY 1234567890**

STYLE	PART #		
<b>FACTORY NUMBERS</b>			
Factory 4" Black - 0	466677	5.95	L
Factory 4" Black - 1	467383	5.95	L
Factory 4" Black - 2	467384	5.95	L
Factory 4" Black - 3	467385	5.95	L
Factory 4" Black - 4	467386	5.95	L
Factory 4" Black - 5	467387	5.95	L
Factory 4" Black - 6	467388	5.95	L
Factory 4" Black - 7	467389	5.95	L
Factory 4" Black - 8	467390	5.95	L
Factory 4" Black - 9	467391	5.95	L
Factory 4" White - 0	466678	5.95	L
Factory 4" White - 1	467392	5.95	L
Factory 4" White - 2	467393	5.95	L
Factory 4" White - 3	467394	5.95	L
Factory 4" White - 4	467395	5.95	L
Factory 4" White - 5	467396	5.95	L
Factory 4" White - 6	467397	5.95	L
Factory 4" White - 7	467398	5.95	L
Factory 4" White - 8	467399	5.95	L
Factory 4" White - 9	467400	5.95	L
Factory 6" Black - 0	466679	6.95	L
Factory 6" Black - 1	467401	6.95	L
Factory 6" Black - 2	467402	6.95	L
Factory 6" Black - 3	467403	6.95	L
Factory 6" Black - 4	467404	6.95	L
Factory 6" Black - 5	467405	6.95	L
Factory 6" Black - 6	467406	6.95	L
Factory 6" Black - 7	467407	6.95	L
Factory 6" Black - 8	467408	6.95	L
Factory 6" Black - 9	467409	6.95	L
Factory 6" White - 0	466680	6.95	L
Factory 6" White - 1	467410	6.95	L
Factory 6" White - 2	467411	6.95	L
Factory 6" White - 3	467412	6.95	L
Factory 6" White - 4	467413	6.95	L
Factory 6" White - 5	467414	6.95	L
Factory 6" White - 6	467415	6.95	L
Factory 6" White - 7	467416	6.95	L
Factory 6" White - 8	467417	6.95	L
Factory 6" White - 9	467418	6.95	L

STYLE	PART #		
<b>FACTORY NUMBERS CONTINUED</b>			
Factory 7" Black - 0	466681	6.95	L
Factory 7" Black - 1	467419	6.95	L
Factory 7" Black - 2	467420	6.95	L
Factory 7" Black - 3	467421	6.95	L
Factory 7" Black - 4	467422	6.95	L
Factory 7" Black - 5	467423	6.95	L
Factory 7" Black - 6	467424	6.95	L
Factory 7" Black - 7	467425	6.95	L
Factory 7" Black - 8	467426	6.95	L
Factory 7" Black - 9	467427	6.95	L
Factory 7" White - 0	466682	6.95	L
Factory 7" White - 1	467428	6.95	L
Factory 7" White - 2	467429	6.95	L
Factory 7" White - 3	467430	6.95	L
Factory 7" White - 4	467431	6.95	L
Factory 7" White - 5	467432	6.95	L
Factory 7" White - 6	467433	6.95	L
Factory 7" White - 7	467434	6.95	L
Factory 7" White - 8	467435	6.95	L
Factory 7" White - 9	467436	6.95	L

**PRO**

**0123456789**

STYLE	PART #		
<b>PRO NUMBERS</b>			
Pro 8" Black - 0	466544	6.95	L
Pro 8" Black - 1	467293	6.95	L
Pro 8" Black - 2	467294	6.95	L
Pro 8" Black - 3	467295	6.95	L
Pro 8" Black - 4	467296	6.95	L
Pro 8" Black - 5	467297	6.95	L
Pro 8" Black - 6	467298	6.95	L
Pro 8" Black - 7	467299	6.95	L
Pro 8" Black - 8	467300	6.95	L
Pro 8" Black - 9	467301	6.95	L
Pro 8" White - 0	466545	6.95	L
Pro 8" White - 1	467302	6.95	L
Pro 8" White - 2	467303	6.95	L
Pro 8" White - 3	467304	6.95	L
Pro 8" White - 4	467305	6.95	L
Pro 8" White - 5	467306	6.95	L
Pro 8" White - 6	467307	6.95	L
Pro 8" White - 7	467308	6.95	L
Pro 8" White - 8	467309	6.95	L
Pro 8" White - 9	467310	6.95	L

- accessories
- body
- handlebar & grips
- cables & levers
- exhaust
- engine
- fuel & intake
- electrical & ignition
- clutch
- drive
- bearings
- brakes
- steering & suspension
- tires
- tools & shop

- accessories
- body
- handlebar & grips
- cables & levers
- exhaust
- engine
- fuel & intake
- electrical & ignition
- clutch
- drive
- bearings
- brakes
- steering & suspension
- tires
- tools & shop



## NUMBERS CONTINUED

### PRO 0123456789

STYLE	PART #	
<b>PRO NUMBERS CONTINUED</b>		
Pro 7" Black - 0	466542	6.95 L
Pro 7" Black - 1	467273	6.95 L
Pro 7" Black - 2	467276	6.95 L
Pro 7" Black - 3	467277	6.95 L
Pro 7" Black - 4	467278	6.95 L
Pro 7" Black - 5	467279	6.95 L
Pro 7" Black - 6	467280	6.95 L
Pro 7" Black - 7	467281	6.95 L
Pro 7" Black - 8	467282	6.95 L
Pro 7" Black - 9	467283	6.95 L
Pro 7" White - 0	466543	6.95 L
Pro 7" White - 1	467284	6.95 L
Pro 7" White - 2	467285	6.95 L
Pro 7" White - 3	467286	6.95 L
Pro 7" White - 4	467287	6.95 L
Pro 7" White - 5	467288	6.95 L
Pro 7" White - 6	467289	6.95 L
Pro 7" White - 7	467290	6.95 L
Pro 7" White - 8	467291	6.95 L
Pro 7" White - 9	467292	6.95 L
Pro 5" Black - 0	466560	5.95 L
Pro 5" Black - 1	467356	5.95 L
Pro 5" Black - 2	467357	5.95 L
Pro 5" Black - 3	467358	5.95 L
Pro 5" Black - 4	467359	5.95 L
Pro 5" Black - 5	467360	5.95 L
Pro 5" Black - 6	467361	5.95 L
Pro 5" Black - 7	467362	5.95 L
Pro 5" Black - 8	467363	5.95 L
Pro 5" Black - 9	467364	5.95 L
Pro 5" White - 0	466554	5.95 L
Pro 5" White - 1	467347	5.95 L
Pro 5" White - 2	467348	5.95 L
Pro 5" White - 3	467349	5.95 L
Pro 5" White - 4	467350	5.95 L
Pro 5" White - 5	467351	5.95 L
Pro 5" White - 6	467352	5.95 L
Pro 5" White - 7	467353	5.95 L
Pro 5" White - 8	467354	5.95 L
Pro 5" White - 9	467355	5.95 L
Pro 4" Black - 0	466562	5.95 L
Pro 4" Black - 1	467374	5.95 L
Pro 4" Black - 2	467375	5.95 L
Pro 4" Black - 3	467376	5.95 L
Pro 4" Black - 4	467377	5.95 L
Pro 4" Black - 5	467378	5.95 L
Pro 4" Black - 6	467379	5.95 L
Pro 4" Black - 7	467380	5.95 L
Pro 4" Black - 8	467381	5.95 L
Pro 4" Black - 9	467382	5.95 L

### PRO 0123456789

STYLE	PART #	
<b>PRO NUMBERS CONTINUED</b>		
Pro 4" White - 0	466561	5.95 L
Pro 4" White - 1	467365	5.95 L
Pro 4" White - 2	467366	5.95 L
Pro 4" White - 3	467367	5.95 L
Pro 4" White - 4	467368	5.95 L
Pro 4" White - 5	467369	5.95 L
Pro 4" White - 6	467370	5.95 L
Pro 4" White - 7	467371	5.95 L
Pro 4" White - 8	467372	5.95 L
Pro 4" White - 9	467373	5.95 L

### STANDARD

# 01234 56789

STYLE	PART #	
<b>STANDARD NUMBERS</b>		
Standard 8" Black - 0	466548	3.49 L
Standard 8" Black - 1	467329	3.49 L
Standard 8" Black - 2	467330	3.49 L
Standard 8" Black - 3	467331	3.49 L
Standard 8" Black - 4	467332	3.49 L
Standard 8" Black - 5	467333	3.49 L
Standard 8" Black - 6	467334	3.49 L
Standard 8" Black - 7	467335	3.49 L
Standard 8" Black - 8	467336	3.49 L
Standard 8" Black - 8	467337	3.49 L
Standard 8" White - 0	466549	3.49 L
Standard 8" White - 1	467338	3.49 L
Standard 8" White - 2	467339	3.49 L
Standard 8" White - 3	467340	3.49 L
Standard 8" White - 4	467341	3.49 L
Standard 8" White - 5	467342	3.49 L
Standard 8" White - 6	467343	3.49 L
Standard 8" White - 7	467344	3.49 L
Standard 8" White - 8	467345	3.49 L
Standard 8" White - 9	467346	3.49 L



**NUMBERS & NUMBER PLATES**

STANDARD **0123456789**

STYLE	PART #		
<b>STANDARD NUMBERS CONTINUED</b>			
Standard 6" Black - 0	466546	2.49	L
Standard 6" Black - 1	467311	2.49	L
Standard 6" Black - 2	467312	2.49	L
Standard 6" Black - 3	467313	2.49	L
Standard 6" Black - 4	467314	2.49	L
Standard 6" Black - 5	467315	2.49	L
Standard 6" Black - 6	467316	2.49	L
Standard 6" Black - 7	467317	2.49	L
Standard 6" Black - 8	467318	2.49	L
Standard 6" Black - 9	467319	2.49	L
Standard 6" White - 0	466547	2.49	L
Standard 6" White - 1	467320	2.49	L
Standard 6" White - 2	467321	2.49	L
Standard 6" White - 3	467322	2.49	L
Standard 6" White - 4	467323	2.49	L
Standard 6" White - 5	467324	2.49	L
Standard 6" White - 6	467325	2.49	L
Standard 6" White - 7	467326	2.49	L
Standard 6" White - 8	467327	2.49	L
Standard 6" White - 9	467328	2.49	L

**ALPHA KIT**

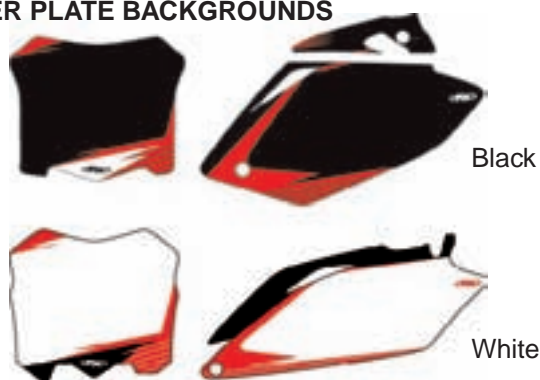
Alpha Kit includes:  
one of each letter  
"A,B,C,D,X,Y and Z"

black 3 inch, 4 mil. Vinyl.

ALPHA  
**ABCD**  
**XYZ**


STYLE	PART #		
<b>ALPHA</b>			
Alpha Kit	466519	2.49	V

**HONDA GRAPHIC PRE-CUT  
NUMBER PLATE BACKGROUNDS**



MODEL	PART #		
<b>HONDA</b>			
Honda CRF250 06-07 Black	466863	44.95	D
Honda CRF250 06-07 White	466864	44.95	D
Honda CRF250 08-09 Black	466865	44.95	D
Honda CRF250 08-09 White	466866	44.95	D
Honda CRF450 05-06 Black	466867	44.95	D
Honda CRF450 05-06 White	466868	44.95	D
Honda CRF450 07 Black	466869	44.95	D
Honda CRF450 07 White	466870	44.95	D
Honda CRF450 08 Black	466871	44.95	D
Honda CRF450 08 White	466872	44.95	D
Honda CRF250 10-13, CRF450 09-12 Black	466873	44.95	D
Honda CRF250 10-13, CRF450 09-12 White	466874	44.95	D
Honda CRF250 14-16, CRF450 13-16 Black	466928	44.95	D
Honda CRF250 14-16, CRF450 13-16 White	466929	44.95	D

**YAMAHA GRAPHIC PRE-CUT  
NUMBER PLATE BACKGROUNDS**



MODEL	PART #		
<b>YAMAHA</b>			
Yamaha YZ250F/450F 03-05 black	466859	44.95	D
Yamaha YZ250F/450F 03-05 white	466860	44.95	D
Yamaha YZ250F/450F 06-09 black	466861	44.95	D
Yamaha YZ250F/450F 06-09 white	466862	44.95	D
Yamaha YZ250F 10-13 black	466922	44.95	D
Yamaha YZ250F 10-13 white	466923	44.95	D
Yamaha YZ450F 10-13 black	466924	44.95	D
Yamaha YZ450F 10-13 white	466925	44.95	D
Yamaha YZ250F/450F 14-16 black	466926	44.95	D
Yamaha YZ250F/450F 14-16 white	466927	44.95	D

- accessories
- body
- handlebar & grips
- cables & levers
- exhaust
- engine
- fuel & intake
- electrical & ignition
- clutch
- drive
- bearings
- brakes
- steering & suspension
- tires
- tools & shop


- accessories
- body
- handlebar & grips
- cables & levers
- exhaust
- engine
- fuel & intake
- electrical & ignition
- clutch
- drive
- bearings
- brakes
- steering & suspension
- tires
- tools & shop



## NUMBER PLATES CONTINUED



### KAWASAKI GRAPHIC PRE-CUT NUMBER PLATE BACKGROUNDS



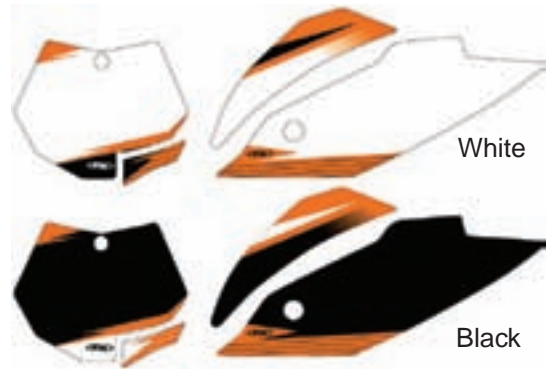
MODEL	PART #
<b>KAWASAKI</b>	
Kawasaki KX250F 06-08 Black	466849 44.95 D
Kawasaki KX250F 06-08 White	466850 44.95 D
Kawasaki KX450F 06-08 Black	466851 44.95 D
Kawasaki KX450F 06-08 White	466852 44.95 D
Kawasaki KX250F 09-12, KX450F 09-11 Black	466853 44.95 D
Kawasaki KX250F 09-12, KX450F 09-11 White	466854 44.95 D
Kawasaki KX450F 2012 Black	466855 44.95 D
Kawasaki KX450F 2012 White	466856 44.95 D
Kawasaki KX250F 13-16/KX450F 13-15 Black	466857 44.95 D
Kawasaki KX250F 13-16/KX450F 13-15 White	466858 44.95 D
Kawasaki KX450F 16 Black	466470 44.95 D
Kawasaki KX450F 16 White	466471 44.95 D

### SUZUKI GRAPHIC PRE-CUT NUMBER PLATE BACKGROUNDS



MODEL	PART #
<b>SUZUKI</b>	
Suzuki RMZ250 07-09 Black	466875 44.95 D
Suzuki RMZ250 07-09 White	466876 44.95 D
Suzuki RMZ250 10-16 Black	466930 44.95 D
Suzuki RMZ250 10-16 White	466931 44.95 D
Suzuki RMZ450 08-16 Black	466877 44.95 D
Suzuki RMZ450 08-16 White	466878 44.95 D

### KTM GRAPHIC PRE-CUT NUMBER PLATE BACKGROUNDS



MODEL	PART #
<b>KTM</b>	
KTM EXC 08-13 Black	466879 44.95 D
KTM EXC 08-13 White	466880 44.95 D
KTM SX 07-10, XC 08-10 Black	466881 44.95 D
KTM SX 07-10, XC 08-10 White	466882 44.95 D
KTM SX125-450 11-12, XC 11-12 Black	466975 44.95 D
KTM SX125-450 11-12, XC 11-12 White	466977 44.95 D
KTM SX125-450 13-15, XC 13-15 Black	466974 44.95 D
KTM SX125-450 13-15, XC 13-15 White	466976 44.95 D
SX250-450F 15.5, SX125-450F 16 Black	466472 44.95 D
SX250-450F 15.5, SX125-450F 16 White	466473 44.95 D

## UNIVERSAL BACKGROUND SHEETS

The Universal Background Sheets include three (3) 12"X18" 16 mil. sheets.

Great for making custom backgrounds or covering any area on your bike or ATV.



COLOR	PART #
<b>UNIVERSAL BACKGROUND SHEETS (3 PACK)</b>	
White	466520 14.95 G
Black	466521 14.95 G
Yellow	466522 14.95 G
Green	466523 14.95 G
Clear	466524 14.95 G
Red	466555 14.95 G
Blue	466556 14.95 G
Carbon Fiber	466525 19.95 G





**STICKERS & DECALS**

**NEW SYSTEM**

**GRIP TAPE SHEETS**

Features one (1) 12"x18" grip sheet on 12 mil. vinyl

Uses a high-tack adhesive and is ideal for protecting graphics and/or frame grip traction.

Recommended for lower areas of bike that pants do not contact (frame, frame guards, etc.)

Medium grip is less abrasive - excellent for upper areas of bike (shrouds, side panels, etc.)



COLOR	PART #	
<b>GRIP TAPE SHEETS (12"X18")</b>		
Medium Clear	466493	19.95 G
High Black	466494	19.95 G
High Clear	466495	19.95 G
High Red	466745	19.95 G
High Yellow	466746	19.95 G
High Orange	466747	19.95 G
High Blue	466806	19.95 G



STYLE	PART #	
<b>UNIVERSAL OEM STICKER KITS (13"X19") - 8MIL</b>		
KTM	466474	21.95 G
Kawasaki	466719	21.95 G
Yamaha	466755	21.95 G
Honda	466756	21.95 G
Suzuki	466757	21.95 G



STYLE	PART #	
<b>SPONSOR/LOGO STICKER SHEETS (13"X19") - 4MIL</b>		
Sponsor Kit A	466750	14.95 D
Sponsor Kit B	466751	14.95 D
Sponsor Kit C	466752	14.95 D
Sponsor Kit D	466753	14.95 D



STYLE	PART #	
<b>STICKER KITS (13"X19") - 4MIL</b>		
Fun Phrases Sticker Kit	466650	14.95 D
FX Icon Sticker Kit	467170	14.95 D
Micro Sponsor Kit	466754	14.95 D



STYLE	PART #	
<b>MONSTER STICKER KITS (13"X19") - 4MIL</b>		
Monster Sticker Kit 1	467171	16.95 G
Monster Sticker Kit 2 (XL)	467172	16.95 G



STYLE	PART #	
<b>METAL MULISHA STICKER KITS (13"X19") - 4MIL</b>		
Metal Mulisha Sticker Kit 1	466983	14.95 D
Metal Mulisha Sticker Kit 2	467052	14.95 D

- accessories
- body**
- handlebar & grips
- cables & levers
- exhaust
- engine
- fuel & intake
- electrical & ignition
- clutch
- drive
- bearings
- brakes
- steering & suspension
- tires
- tools & shop

- accessories
- body
- handlebar & grips
- cables & levers
- exhaust
- engine
- fuel & intake
- electrical & ignition
- clutch
- drive
- bearings
- brakes
- steering & suspension
- tires
- tools & shop

## STICKERS & DECALS CONTINUED

FACTORY EFFEX



467022



467023

STYLE	PART #		
<b>ROCKSTAR STICKER KITS (13"X19") - 4MIL</b>			
Mylar Rockstar Energy Sticker Sheet	467022	19.95	G
Rockstar Energy Sticker Sheet	467023	14.95	D



3-PACK!

STYLE	PART #		
<b>SUSPENSION SPEC STICKER</b>			
Suspension Spec Sticker (3 pack)	466613	4.95	G



STYLE	PART #		
<b>DEALER 5-PACK STICKERS (3"-8") - 4MIL</b>			
FX Splat	466758	4.95	L
FX Drip	466759	4.95	L
FX America	466760	4.95	L
FX MVP	466761	4.95	L
FX Crest	466762	4.95	L
FX Times Up Logo	466763	4.95	L
FX Triumph	466885	4.95	L
Box FX Icon	466886	4.95	L
FX Shattered	466887	4.95	L
Renthal	466496	4.95	L
FX Skull	466498	4.95	L
NGK	466503	4.95	L
Dunlop (yellow)	466504	4.95	L
Dunlop (black)	466505	4.95	L
Showa	466507	4.95	L
Bridgestone	466512	4.95	L
Kayaba	466513	4.95	L
HRC	466501	4.95	L
Honda	466502	4.95	L
Yamaha - Black	466614	4.95	L
Kawasaki	466721	4.95	L
Suzuki	466506	4.95	L
FMF	466517	4.95	L
Pro-Circuit	466518	4.95	L
Maxxis	466611	4.95	L
Michelin	466612	4.95	L
KTM	466475	4.95	L



3-PACK!

STYLE	PART #		
<b>TEMPERATURE STICKERS</b>			
Temp Stickers (3 Pack)	466683	14.95	




STYLE	PART #		
<b>DEALER 3-8" DIE-CUT STICKERS (3 PACK)</b>			
Renthal 8" (white die-cut)	466888	13.95	H
Honda Wing 8" (red die-cut)	466511	13.95	H
Ride Red 8" (Red die-cut)	466508	13.95	H
Honda Wing 8" (white die-cut)	466516	13.95	H



**STICKERS & DECALS CONTINUED**

FACTORY EFFEX



STYLE	PART #	
<b>REFLECTIVE STICKER - 3 PACK (1"X37/8" EACH)</b>		
White Reflective	466989	4.95 L
Yamaha Blue Reflective	466990	4.95 L
CR Red Reflective	466991	4.95 L
Suzuki Yellow Reflective	466992	4.95 L
Reflective - Multi pack (White, Blue, Red, Yellow)	466993	14.95 L



**22 INCHES!**

STYLE	PART #	
<b>FX PROMO STICKERS (22" LONG)</b>		
FX (red) 22" Biggie	466621	10.95 G
FX (blue) 22" Biggie	466622	10.95 G



STYLE	PART #	
<b>ROCKSTAR 1' DIE-CUT STICKERS</b>		
Rockstar text logo (yellow)	467024	4.95 G
Rockstar star logo (yellow)	467025	4.95 G



STYLE	PART #	
<b>1' DIE-CUT STICKERS</b>		
KTM (white)	466476	4.95 G
Yamaha (white)	466615	4.95 G
Kawasaki (white)	466722	4.95 G
Honda (white)	466618	4.95 G
Suzuki (white)	466684	4.95 G
KTM (black)	466477	4.95 G
Yamaha (black)	466892	4.95 G
Kawasaki (black)	466890	4.95 G
Honda (red)	466894	4.95 G
Suzuki (black)	466896	4.95 G



Horizontal



Corporate

STYLE	PART #	
<b>FACTORY EFFEX 1' DIE-CUT STICKERS</b>		
FX Horizontal (white)	466994	4.95 G
FX Corporate (white)	466764	4.95 G



STYLE	PART #	
<b>3' DIE-CUT STICKERS</b>		
KTM (white)	466478	11.95 G
Yamaha (white)	466616	11.95 G
Kawasaki (white)	466723	11.95 G
Honda (white)	466619	11.95 G
Suzuki (white)	466685	11.95 G
KTM (black)	466479	11.95 G
Yamaha (black)	466893	11.95 G
Kawasaki (black)	466891	11.95 G
Honda (red)	466895	11.95 G
Suzuki (black)	466897	11.95 G



STYLE	PART #	
<b>FACTORY EFFEX 3' DIE-CUT STICKERS</b>		
FX Horizontal (white)	466996	11.95 G
FX Corporate (black)	466889	11.95 G



STYLE	PART #	
<b>5' DIE-CUT STICKERS</b>		
KTM (black)	466480	19.95 G
Yamaha (black)	466617	19.95 G
Kawasaki (black)	466724	19.95 G
Honda (red)	466620	19.95 G
Suzuki (black)	466686	19.95 G
FX Horizontal (Black)	466995	19.95 G

- accessories
- body
- handlebar & grips
- cables & levers
- exhaust
- engine
- fuel & intake
- electrical & ignition
- clutch
- drive
- bearings
- brakes
- steering & suspension
- tires
- tools & shop

- accessories
- body
- handlebar & grips
- cables & levers
- exhaust
- engine
- fuel & intake
- electrical & ignition
- clutch
- drive
- bearings
- brakes
- steering & suspension
- tires
- tools & shop



## CHAIRS & MORE!

### FACTORY EFFEX PIT BOARD

The Factory Effex Pit Board uses patent pending Clean-Slate technology. Improved non-porous, super flexible and extremely durable coating. Markers wipe off clean, leaving no residue.



STYLE	PART #		
<b>PIT BOARD</b>			
FX Pit Board	466720	34.95	D

### CHEST PROTECTOR ID KIT

The Chest Protector ID Kit works with all our 7" numbers on light and dark chest protectors. Includes one clear and one white number plate background. Mounting hardware included. Typically enough letters for two chest protectors.



STYLE	PART #		
<b>CHEST PROTECTOR ID KIT</b>			
Chest Protector ID Kit	466884	39.95	G

### CAMPING CHAIRS

Folding camping chair with screen printed logos and TPR Patch.

Features double cup holders, steel construction frame and polyester cover material.

Includes Draw string closure bag with shoulder strap.

Officially licensed product

STYLE	PART #		
<b>CAMPING CHAIRS</b>			
Honda	466485	39.95	G
Yamaha	466486	39.95	G
Kawasaki	466487	39.95	G
Suzuki	466488	39.95	G





**PSYCHIC**  
MX COMPONENTS

Since 2006 Psychic MX has been supplying superior quality motocross parts and accessories. All our products are designed by riders, for riders.

Aggressive product development and a focus on quality enables us to offer products that keep your machine running at its highest potential. We work with world class facilities to manufacture our products, most of which boast ISO:14001 and TS:16949 certifications. From OEM replacement equipment to aftermarket upgrades, knowing what riders want gives us the Psychic advantage.

## DIRT BIKE SEAT COVERS

- Complete seats ready to install. Bolt on and go.
- 2 Styles: standard and tall (+1" higher than standard seats)
- Seamless, UV & water resistant covers for better foam protection and cleaner appearance
- The seat covers feature a unique grip design to keep slippage at a minimum
- Industry leading polyurethane foam slows breakdown and maximizes seat life 5.3 lb/ft<sup>3</sup> (85kg/m<sup>3</sup> density)
- Replacement foam and covers available



MODEL	YEAR	STANDARD SEAT	TALL SEAT
<b>HONDA COMPLETE SEAT</b>			
CR125	00-07	679364 99.95 G	679383 109.95 G
CRF250R	04-09	679365 99.95 G	679384 109.95 G
CRF250R	10-13	679371 99.95 G	679390 109.95 G
CRF450R	05-08	679355 99.95 G	679374 109.95 G
CRF450R	09-12	679371 99.95 G	679390 109.95 G
<b>KAWASAKI COMPLETE SEAT</b>			
KX125	03-07	679362 99.95 G	679381 109.95 G
KX250F	04-05	679361 99.95 G	679380 109.95 G
KX250F	06-08	679356 99.95 G	679375 109.95 G
KX250F	09-12	679363 99.95 G	679382 109.95 G
KX450F	09-11	679363 99.95 G	679382 109.95 G
<b>KTM COMPLETE SEAT</b>			
125SX	11-13	679366 99.95 G	679385 109.95 G
150SX	11-13	679366 99.95 G	679385 109.95 G
200XC-W	12-13	679366 99.95 G	679385 109.95 G
250SX	11-13	679366 99.95 G	679385 109.95 G
250SX-F	11-13	679366 99.95 G	679385 109.95 G
250XC	11-13	679366 99.95 G	679385 109.95 G
250XC-F	11-13	679366 99.95 G	679385 109.95 G
250XC-W	12-13	679366 99.95 G	679385 109.95 G
250XC-F-W	12-13	679366 99.95 G	679385 109.95 G
300XC	11-13	679366 99.95 G	679385 109.95 G
300XC-W	12-13	679366 99.95 G	679385 109.95 G

MODEL	YEAR	STANDARD SEAT	TALL SEAT
<b>KTM COMPLETE SEAT CONTINUED</b>			
350EXC-F	12-13	679366 99.95 G	679385 109.95 G
350SX-F	11-13	679366 99.95 G	679385 109.95 G
350XC-F	11-13	679366 99.95 G	679385 109.95 G
350XC-F-W	12-13	679366 99.95 G	679385 109.95 G
450SX-F	11-13	679366 99.95 G	679385 109.95 G
450XC-W	12-13	679366 99.95 G	679385 109.95 G
500EXC	12-13	679366 99.95 G	679385 109.95 G
500XC-W	12-13		
<b>SUZUKI COMPLETE SEAT</b>			
RMZ125	01-07	679360 99.95 G	679379 109.95 G
RMZ250			
RMZ250	04-06	679361 99.95 G	679380 109.95 G
RMZ450	05-07	679354 99.95 G	679373 109.95 G
	08-14	679368 99.95 G	679387 109.95 G
<b>YAMAHA COMPLETE SEAT</b>			
YZ125/250	02-14	679357 99.95 G	679376 109.95 G
YZ250F	03-05	679358 99.95 G	679377 109.95 G
YZ250F	06-09	679359 99.95 G	679378 109.95 G
YZ250F	10-13	679370 99.95 G	679389 109.95 G
YZ450F	06-09	679359 99.95 G	679378 109.95 G
YZ450F	10-13	679369 99.95 G	679388 109.95 G

- accessories
- body**
- handlebar & grips
- cables & levers
- exhaust
- engine
- fuel & intake
- electrical & ignition
- clutch
- drive
- bearings
- brakes
- steering & suspension
- tires
- tools & shop

- accessories
- body**
- handlebar & grips
- cables & levers
- exhaust
- engine
- fuel & intake
- electrical & ignition
- clutch
- drive
- bearings
- brakes
- steering & suspension
- tires
- tools & shop



## TRAVELCADE DIRT BIKE SEAT COVERS

- Restore your seat to better than new condition, better comfort, better looks!
- Original factory styling
- Designed to fit right over your original factory seat.
- Saddle Skins unique, built in, foam liner hides minor vinyl and foam damage that may be present in your seat.
- Constructed from high grade, sun and weather resistant vinyl
- Duplicates permanent factory installation
- Easy to follow instructions included (optional draw string installation also available)
- Different colors and sizes are available for all popular dual sport and offroad motorcycles
- Make your bike look like new again!

MODEL	YEAR	COLOR	PART #		
<b>HONDA</b>					
XL600	83-87	RED	AL414	44.95	G
CR500	91-93	RED	AL437	44.95	G
CR500	87-90	RED	AL429	44.95	G
CR500	85	BLUE	AL325	44.95	G
CR480	83	BLUE	AL311	44.95	G
XL350	83-87	RED	AL414	44.95	G
XR250R	84-85	BLUE	AL305	44.95	G
CR250	97-99	BLACK	AL146	44.95	G
CR250	90-91	RED	AL437	44.95	G
CR250	87-89	RED	AL429	44.95	G
CR250	85-86	BLUE	AL325	44.95	G
CR250	93	RED	AL441	44.95	G
CR250	83	BLUE	AL311	44.95	G
XR200	84-85	BLUE	AL305	44.95	G
CR125	97-99	BLACK	AL146	44.95	G
CR125	91-92	RED	AL437	44.95	G
CR125	90	RED	AL429	44.95	G
CR125	87-89	RED	AL429	44.95	G
CR125	93	RED	AL441	44.95	G
CR80	88-93	RED	AL435	44.95	G
Z-50	80-87	BLACK	AL136	44.95	G
Z-50	80-87	BLUE	AL336	44.95	G
Z-50	80-87	RED	AL436	44.95	G

MODEL	YEAR	COLOR	PART #		
<b>KAWASAKI</b>					
KLX650-STREET	93-97	BLUE	AL366	44.95	G
KX500	85	BLUE	AL330	44.95	G
KLX300	97-03	BLUE	AL368	44.95	G
KX250	94-98	BLUE	AL331	44.95	G
KX250	92-93	BLUE	AL343	44.95	G
KX250	85	BLUE	AL330	44.95	G
KLX250, 250R	94-00	BLUE	AL368	44.95	G
KX125	94-98	BLUE	AL331	44.95	G
KX125	92-93	BLUE	AL343	44.95	G
KX125	85	BLUE	AL330	44.95	G
KX60	83-03	BLACK	AL144	44.95	G
<b>SUZUKI</b>					
RM500	81-83	BLUE	AL301	44.95	G
RM465	81-83	BLUE	AL301	44.95	G
RM250	86-99	BLUE	AL304	44.95	G
RM250	81-83	BLUE	AL301	44.95	G
RM125	86-99	BLUE	AL304	44.95	G
RM125	81-83	BLUE	AL301	44.95	G
<b>YAMAHA</b>					
TT500	76-81	BLACK	AL102	44.95	G

### SEAT COVER MATERIAL

A high quality vinyl material which offers durability and resists the cold and sun. Remains flexible through temperature changes. 2 sizes available to reupholster your worn seats.



36" x 54"	AW3654	24.95	G	121776	28.95	L
56" x 72"	AW5672	49.95	G	121777	54.95	L



accessories

body

handlebar & grips

cables & levers

exhaust

engine

fuel & intake

electrical & ignition

clutch

drive

bearings

brakes

steering & suspension

tires

tools & shop



## DIRT BIKE SEAT FOAM

- Made in America
- Foam molded from originals
- Molded to fit stock seat base
- Made with closed cell foam technology
- Available for most bikes in stock or tall height
- Backed by our over 25 years of experience in the industry

MODEL/YEAR	PART #
<b>KTM</b>	
KTM125 91/250/300 90-91 STD.	<b>FM005 29.50 A</b>
KTM EXC 92 STD.	<b>FM008 29.50 A</b>
KTM ALL 2-STROKE 98 STD.	<b>FM013 29.50 A</b>

MODEL/YEAR	PART #
<b>SUZUKI</b>	
RM100 03-06 STD.	<b>FS017 29.50 A</b>

## APEX GRAPHICS



MODEL/YEAR	SEAT COVER
<b>HONDA</b>	
CCRF450 02-04	<b>CR982 17.50 B</b>
<b>SUZUKI</b>	
RM100 03-05	<b>RM990 17.50 B</b>
<b>YAMAHA</b>	
YZ450F/250F 03-05	<b>YZ1000 17.50 B</b>

## TS3 GRAPHICS



MODEL/YEAR	SEAT COVER
<b>HONDA</b>	
CRF250 04	<b>CR998 15.50 B</b>
<b>KAWASAKI</b>	
KXF250 04-05	<b>KX1001 15.50 B</b>
<b>SUZUKI</b>	
RM100 03-05	<b>RM992 15.50 A</b>

## MUD FREE FOAM KIT

An ATV can collect over 300 pounds of mud in just a single race. A motorcycle can collect over 100 pounds. This added weight slows you down, effecting your stamina and control. Riders spend a lot of time and money reducing the weight of ATV or motorcycle and a little mud can add it all back on.



- Kit contains 3 cut-to-fit sheets, enough for one sport ATV or two motorcycles.
- Can be used for more than one race
- Can be power washed
- Can be removed when not needed



**224002 25.00 G**



- accessories
- body
- handlebar & grips
- cables & levers
- exhaust
- engine
- fuel & intake
- electrical & ignition
- clutch
- drive
- bearings
- brakes
- steering & suspension
- tires
- tools & shop



## STOCK REPLACEMENT SEAT COVERS

Tougher Than Stock Replacements.  
The industry's only standard replacement CEET cover.  
For most bikes from 1980 to present.



MODEL/YEAR	COLOR	PART #			
<b>HONDA</b>					
CR80 96-02	NEON RED/BLACK	<b>CR020</b>	<b>29.50</b>	A	
CR80 85-87	BLUE	<b>CR026</b>	<b>29.50</b>	A	
CR250 81-82	BLUE	<b>CR202</b>	<b>29.50</b>	A	
CR250 79-80	BLUE	<b>CR212</b>	<b>29.50</b>	A	
CR450/480 81-82	BLUE	<b>CR232</b>	<b>29.50</b>	A	
CR125 84	BLUE	<b>CR241</b>	<b>29.50</b>	A	
CR125 83	BLUE	<b>CR243</b>	<b>29.50</b>	A	
CR125 81-82	BLACK	<b>CR246</b>	<b>29.50</b>	A	
CR80 80-82	BLACK	<b>CR252</b>	<b>29.50</b>	A	
CR80 83-84	BLUE/BLACK	<b>CR253</b>	<b>29.50</b>	A	
CR125 98-99/250 97-99 (97 STD)	NEON RED/BLACK	<b>CR307</b>	<b>29.50</b>	A	
CR80 96-02 (98 STD)	BLACK/NEON RED	<b>CR312</b>	<b>29.50</b>	A	
CR80 96-02 (00 STD)	NEON RED	<b>CR315</b>	<b>29.50</b>	A	
CR85 03-06	NEON RED/BLACK	<b>CR320</b>	<b>29.50</b>	A	
<b>KAWASAKI</b>					
KX80 81-82	BLUE	<b>KX001</b>	<b>29.50</b>	A	
KX80 83	BLUE	<b>KX003</b>	<b>29.50</b>	A	
KX125/250 81-82	BLUE	<b>KX190</b>	<b>29.50</b>	A	
KX125/250 83	BLUE	<b>KX194</b>	<b>29.50</b>	A	
KX80/100 98-00	GREEN	<b>KX234</b>	<b>29.50</b>	A	
KX125/250 03-06	BLACK	<b>KX454</b>	<b>29.50</b>	A	
KXF250 04-05	BLACK	<b>KX455</b>	<b>29.50</b>	A	
KLX400 03-06	BLACK	<b>KLX202</b>	<b>29.50</b>	A	

MODEL/YEAR	COLOR	PART #			
<b>KTM</b>					
KTM50 97-01	BLACK	<b>KM300</b>	<b>29.50</b>	A	
KTM65 98-01	BLACK	<b>KM301</b>	<b>29.50</b>	A	
KTM200/250/450 03	BLACK	<b>KM304</b>	<b>29.50</b>	A	
<b>SUZUKI</b>					
RM100/370 77-78	BLACK	<b>RM191</b>	<b>29.50</b>	A	
RM125/250 84-85	BLUE	<b>RM030</b>	<b>29.50</b>	A	
RM80 00-01	BLACK/GRAY	<b>RM300</b>	<b>29.50</b>	A	
RM60 03-06	BLACK	<b>RM304</b>	<b>29.50</b>	A	
RM100 03-06	BLACK	<b>RM306</b>	<b>29.50</b>	A	
DRZ110 03-04	BLACK	<b>DR301</b>	<b>29.50</b>	A	
<b>YAMAHA</b>					
YZ125 83-85	RED	<b>YZ134</b>	<b>29.50</b>	A	
YZ125 81	BLACK	<b>YZ179</b>	<b>29.50</b>	A	
YZ125 82	BLACK	<b>YZ180</b>	<b>29.50</b>	A	
YZ80 82	BLACK	<b>YZ200</b>	<b>29.50</b>	A	
YZ80 81	BLACK	<b>YZ210</b>	<b>29.50</b>	A	
YZ80 79-80	BLACK	<b>YZ220</b>	<b>29.50</b>	A	
YZ125 79-80	BLACK	<b>YZ241</b>	<b>29.50</b>	A	

## DIRT BIKE GRIPPER SEAT COVER WITH LOGO

MODEL/YEAR	PART #			
<b>HONDA</b>				
CR85 03-05	<b>CR527</b>	<b>29.50</b>	A	
<b>KAWASAKI</b>				
KX80/100 98-00	<b>KX522</b>	<b>29.50</b>	A	
KXF250 04-06	<b>KX531</b>	<b>29.50</b>	A	
<b>SUZUKI</b>				
RM80 00-01	<b>RM521</b>	<b>29.50</b>	A	
RM60 03-06	<b>RM527</b>	<b>29.50</b>	A	
RM100 03-06	<b>RM529</b>	<b>29.50</b>	A	







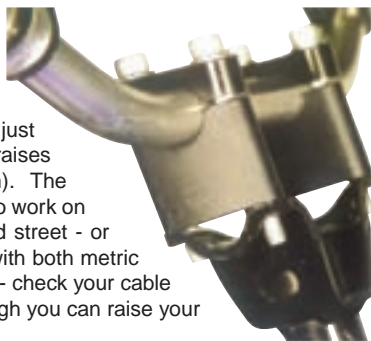
# HANDLEBAR & GRIPS

# HANDLEBAR & GRIPS

- accessories
- body
- handlebar & grips**
- cables & levers
- exhaust
- engine
- fuel & intake
- electrical & ignition
- clutch
- drive
- bearings
- brakes
- steering & suspension
- tires
- tools & shop

## UNIVERSAL BAR RISERS

Need a little bump in bar height? We've got just what you need. Our Universal Bar Riser raises 7/8" bars either 1" (25mm) or 1.6" (40mm). The unique design of these risers allows them to work on virtually any ATV, motorcycle - offroad and street - or snowmobile with 7/8" bars. Risers come with both metric and standard longer mounting bolts. Note - check your cable slack before purchase to determine how high you can raise your bars.



Universal 7/8" Bar Riser - 1" (25mm)	PD15301	35.00	G
Universal 7/8" Bar Riser - 1.6" (40mm)	PD15302	40.00	G



Introducing the new PowerRiser from PowerMadd. This one piece design offers superior strength at an unequalled price. The PowerRiser provides dual pivot points so you can position the riser front to back, while positioning your bars up and down for the perfect bar placement. The PowerRiser comes in two widths - 3.25" for snowmobiles as well as Can Am and Polaris ATVs, and 4.75" for ATVs and motorcycles. Both widths allow you to use standard 7/8" bars or oversize 1 1/8" bars.

## POWER RISER 325



The PowerRiser 325 comes in a 2" rise and will work on most snowmobiles with no cable modification.

Check your cable slack for use on ATVs.

Note - One piece OE bar clamps will not work with the PowerRiser 325 - Replacement 7/8" bar clamps are required (PM15470)

2" Tall X 3.25" wide, 7/8" to 1 1/8" Bar	PM15421	69.95	G
--	---------	-------	---

## POWER RISER 475



The PowerRiser 475 comes in two heights - 2" and 3".

Both are available for standard 7/8" bars and oversize 1 1/8" bars.

2" Tall X 4.75" wide, 7/8" to 7/8" Bar	PM15430	69.95	G
2" Tall X 4.75" wide, 7/8" to 1 1/8" Bar	PM15431	69.95	G
3" Tall X 4.75" wide, 7/8" to 7/8" Bar	PM15432	74.95	G
3" Tall X 4.75" wide, 7/8" to 1 1/8" Bar	PM15433	74.95	G
2.25" Tall X 4.75" wide, 1 1/8" to 1 1/8" Bar	PM15440	79.95	G

## UNIVERSAL OVERSIZE BAR ADAPTOR



The universal adapter allows oversize (1 1/8") bars to be clamped to ATVs, motorcycles and snowmobiles. Also works on top of snowmobile pivot risers.

PM14257	44.95	G
---------	-------	---





## POWERMADD BAR PADS



Show your PowerMadd support with these great looking bar pads. Durable, scratch resistant vinyl over formed foam with hook and loop closure for a secure fit.

PowerMadd Crossbar Pad	PD14260	10.00	G
PowerMadd Oversize Crossbar Pad	PD14261	15.00	G



## 7/8" STEEL HANDLEBARS

OEM replica handlebars • All bars are knurled, have no paint on the throttle side and come with plastic end caps



	BLACK			WHITE			BLUE			RED			YELLOW		
HONDA CR	EM2392461	21.95	L	EM2392462	21.95	L	EM2392463	21.95	L	EM2392464	21.95	L	---		
KAWASAKI KX	EM2392451	21.95	L	EM2392452	21.95	L	EM2392453	21.95	L	---			---		
SUZUKI RM	EM2392471	21.95	L	EM2392472	21.95	L	EM2392473	21.95	L	---			EM2392475	21.95	L
YAMAHA YZ	EM2392481	22.95	L	EM2392482	22.95	L	EM2392483	22.95	L	EM2392484	22.95	L	EM2392485	22.95	L

DIMENSIONS				
CR	WIDTH 31"	RISE 2.75"	PULL BACK 3"	CENTER WIDTH 7"
KX	WIDTH 31"	RISE 2.75"	PULL BACK 3.25"	CENTER WIDTH 6"
YZ	WIDTH 31"	RISE 2.5"	PULL BACK 2.25"	CENTER WIDTH 8.5"



## 7/8" 978 SERIES ALUMINUM ALLOY HANDLEBARS

A quality aluminum bar with anodized finish which comes complete with "EMGO" "Racing Alloy" crossbar pad



**REPLACEMENT CROSSBAR PAD**  
**ALLOY**  
 Quick-Snap Velcro® closure.  
 824743 00.00 0

	BLACK		BLUE		RED		GRAY METAL	
HONDA CR	EM2397861	50.95 H	EM2397863	50.95 H	EM2397864	50.95 H	EM2397868	53.95 H
KAWASAKI KX	EM2397851	52.95 H	EM2397853	53.95 L	EM2397854	53.95 L	EM2397858	50.95 H
SUZUKI RM	EM2397871	53.95 L	EM2397873	53.95 L	EM2397874	53.95 L	EM2397878	53.95 L
YAMAHA YZ	EM2397881	53.95 L	EM2397883	53.95 L	EM2397884	53.95 L	EM2397888	52.95 H

## 7/8" MX STYLE HANDLEBARS

High quality carbon steel handlebars  
 7/8in. diameter, available in chrome or black finish as noted



STYLE	CHROME		BLACK		WIDTH	RISE	PULLBACK	CENTER WIDTH
<b>SUPERSPORTS 7/8"</b>								
WIDE MAGNA	824659	32.95 L	824666	29.95 L	32"	4"	6.5"	4.75"

## 7/8" HANDLEBARS

High quality carbon steel handlebars  
 7/8in. diameter, available in chrome or black finish as noted



STYLE	CHROME		BLACK	
<b>DIRT TRACK TYPE BARS</b>				
# 10	824667	32.95 L	824669	29.95 L
# 24	824668	32.95 L	824670	29.95 L

## UNIVERSAL 7/8" HANDLEBARS



CHROME		BLACK	
824693	32.95 L	829186	29.95 L
WIDTH 31.25"	RISE 5.5"	PULL BACK 5"	

- accessories
- body
- handlebar & grips**
- cables & levers
- exhaust
- engine
- fuel & intake
- electrical & ignition
- clutch
- drive
- bearings
- brakes
- steering & suspension
- tires
- tools & shop

## DUO DENSITY ROAD GRIPS

HARDER DENSITY AGAINST THE BAR TO KEEP THE GRIP FROM SLIPPING AND THE SOFT GEL DENSITY WHERE NEEDED

- accessories
- body
- handlebar & grips**
- cables & levers
- exhaust
- engine
- fuel & intake
- electrical & ignition
- clutch
- drive
- bearings
- brakes
- steering & suspension
- tires
- tools & shop

### 717



- 22-25 mm
- 122 mm long

Gray/Black	340000	15.95 G
Red/Black	340001	15.95 G
Blue/Black	340002	15.95 G
Yellow/Black	340003	15.95 G
Green/Black	340004	15.95 G



### 719



- 22-25 mm
- 125 mm long

Titanium/Black	340005	15.95 G
Blue/Black	340006	15.95 G
Green/Black	340007	15.95 G
Gray/Black	340008	15.95 G
Red/Black	340009	15.95 G
Yellow/Black	340010	15.95 G



### 721



- 22-25 mm
- 125 mm long

Black	340053	15.95 G
Blue	340054	15.95 G
Green	340055	15.95 G
Gray	340011	15.95 G
Red	340012	15.95 G
Yellow	340013	15.95 G



### 732



- 22-25 mm
- 125 mm long

Titanium/Black	340014	15.95 G
Red/Black	340015	15.95 G
Blue/Black	340016	15.95 G
Yellow/Black	340017	15.95 G
Green/Black	340018	15.95 G
Black/Black	340070	15.95 G



## SINGLE DENSITY ROAD GRIPS

ALL GRIPS SOLD AS A PAIR AND INCLUDE (1) 20 mm (7/8") GRIP AND (1) 25 mm (1") GRIP

**698**



- 22-25 mm
- 125 mm long

Black	340019	10.95	G
-------	--------	-------	---



**699**



- 22-25 mm
- 125 mm long

Black	340020	10.95	G
-------	--------	-------	---



**713**



- 22-25 mm
- 125 mm long

Black	340021	10.95	G
Gray	340022	10.95	G



**723**



- 22-25 mm
- 125 mm long

Black	340023	9.95	G
Gray	340024	9.95	G



- accessories
- body
- handlebar & grips
- cables & levers
- exhaust
- engine
- fuel & intake
- electrical & ignition
- clutch
- drive
- bearings
- brakes
- steering & suspension
- tires
- tools & shop

# HANDLEBAR & GRIPS

- accessories
- body
- handlebar & grips**
- cables & levers
- exhaust
- engine
- fuel & intake
- electrical & ignition
- clutch
- drive
- bearings
- brakes
- steering & suspension
- tires
- tools & shop

## 788 TRIPLE DENSITY EXTRA SLIM 7/8" - 1"

In all triple density models, the hard density inner tube and the medium density grip ends flanges help toward maximum grip efficiency.



- Firm on the inside, gel density toward the palm of your hand and medium density on the ends
- Riders are always looking for soft grips that don't slip on the bar
- Stronger inner sleeve helps minimize grip movement, while providing both a soft gel material and a harder material where needed.

Red-Gray-Black	77-7886	20.95	J
Blue-Gray-Black	77-7887	20.95	J
Orange-Gray-Black	77-7885	20.95	J
Dark Gray-Gray-Black	77-7888	20.95	J

## 801 DUO DENSITY MX GRIP 7/8" - 1"



- Innovative grips designed for comfort and control
- Used by World Championship competitors
- Half waffle grips featuring a flange that is layered with extra soft GONT duo-density padding
- Hard density against the bar to decrease twisting and movement on the bar; soft density on the outside layer to provide maximum comfort and reduced vibration
- For machines with 7/8" - 1" handlebars and twist throttles

Black-Gray	77-8012	15.95	J
Red-Gray	77-8016	15.95	J
Blue-Gray	77-8017	15.95	J

## MX SET 7/8" / 1"

A combination of pebble/waffle styles for a firm comfortable grip. Sold as a pair.



Black	EM4224630	5.95	L
Royal Blue	EM4224632	5.95	L
Red	EM4224634	5.95	L
Yellow	EM4224635	5.95	L
Green	EM4224636	5.95	L



## FORMULA 630 7/8" / 1"

Enduro style w/wire groove. Sold as a pair.



Black	EM4224620	5.95	L
Blue	EM4224623	5.95	L
Red	EM4224624	5.95	L

## FORMULA 630 7/8" / 1"

CR style. Sold as a pair.



Black	EM4224610	5.95	L
Royal Blue	EM4224612	5.95	L
Red	EM4224614	5.95	L

## GRIPLOCK



• A high adhesive specially formulated to keep grips in place without damaging the rubber • Griplock puts an end to grips twisting or sliding off • Ideal for motorcycle, personal watercraft, snowmobiles and ATVs

1 oz.	TB1501	10.95	G
10 gm.	TB1505	7.95	G



Spider Motorsports Grips use specially formulated compounds that retain tackiness when wet. These compounds molded into a diamond web design, shed water and make it easier to hold on for better control and less fatigue.



Firmer material to increase durability and reduce grip twisting on the bar. Soft gel material to increase comfort and add tackiness for better holding power and vibration dampening, reducing fatigue.

## M1 OFF-ROAD

7/8" / 1"

SOLD PER PAIR

- Firm first layer reflects vibration and increases durability
- Softer gel outer layer sheds mud and water, increases gripping power, reduces vibration for more comfort - less fatigue
- End caps reinforced to improve durability
- Integrated safety wire grooves



	Gray w/Black Diamonds		Graphite w/Black Diamonds		Black w/ Dark Gray Diamonds			
<b>SG3000</b>	<b>16.95</b>	<b>L</b>	<b>SG3001</b>	<b>16.95</b>	<b>L</b>	<b>SG3002</b>	<b>16.95</b>	<b>L</b>
	Green w/Black Diamonds		Yellow w/Black Diamonds		Orange w/Black Diamonds			
<b>SG3003</b>	<b>16.95</b>	<b>L</b>	<b>SG3004</b>	<b>16.95</b>	<b>L</b>	<b>SG3005</b>	<b>16.95</b>	<b>L</b>
	Red w/Black Diamonds		Blue w/Black Diamonds					
<b>SG3006</b>	<b>16.95</b>	<b>L</b>	<b>SG3007</b>	<b>16.95</b>	<b>L</b>			



If you are looking for a quick way to customize your Sport Bike, Harley, Cruiser or Chopper without spending a fortune, replacing the standard grips on your ride is a simple solution. The Moto Grip Brand offers sick-looking patented grip design that is engineered for extreme performance. The grips are made with a premium gel compound that is formulated to be easy on your hands, reduce arm pump and bar vibrations, so there is plenty of substance to go with the style.


### DEATH GRIPS



<b>909605</b>	<b>15.99</b>	<b>L</b>	<b>MX</b>	<b>BLUE</b>
<b>909626</b>	<b>17.99</b>	<b>L</b>	<b>HARLEY</b>	<b>BLUE</b>

### SKELETON FINGERZ

<b>909630</b>	<b>15.99</b>	<b>L</b>	<b>MX</b>	<b>RED</b>
<b>909631</b>	<b>15.99</b>	<b>L</b>	<b>MX</b>	<b>GRAY</b>
<b>909633</b>	<b>15.99</b>	<b>L</b>	<b>S-MX</b>	<b>BLUE</b>
<b>909635</b>	<b>15.99</b>	<b>L</b>	<b>S-MX</b>	<b>WHITE</b>
<b>909645</b>	<b>17.99</b>	<b>L</b>	<b>STREET BIKE</b>	<b>GRAY</b>
<b>909647</b>	<b>17.99</b>	<b>L</b>	<b>STREET BIKE</b>	<b>BLUE</b>
<b>909648</b>	<b>17.99</b>	<b>L</b>	<b>STREET BIKE</b>	<b>GREEN</b>
<b>909649</b>	<b>17.99</b>	<b>L</b>	<b>STREET BIKE</b>	<b>WHITE</b>
<b>909652</b>	<b>17.99</b>	<b>L</b>	<b>HARLEY</b>	<b>GRAY</b>
<b>909654</b>	<b>17.99</b>	<b>L</b>	<b>HARLEY</b>	<b>BLUE</b>



- accessories
- body
- handlebar & grips
- cables & levers
- exhaust
- engine
- fuel & intake
- electrical & ignition
- clutch
- drive
- bearings
- brakes
- steering & suspension
- tires
- tools & shop

- accessories
- body
- handlebar & grips
- cables & levers
- exhaust
- engine
- fuel & intake
- electrical & ignition
- clutch
- drive
- bearings
- brakes
- steering & suspension
- tires
- tools & shop

## TOUQUET

Universal Handguard



- PARTS INCLUDED:**
- 1 pair of handguards
  - 1 universal mounting kit includes all components required for easy assembly
  - 1 pair of aluminium bars
  - 2 pair of bolts



Named after one of the toughest enduro race in the world, Touquet is a hand-protector designed to offer a strong and reliable protection of your hands. Unlike other closed hand-protectors, Touquet is sold with a universal mounting system that fits practically all handlebars, whatever their internal and external diameter.

### FEATURES:

- Complete package includes the new universal mounting kit (fits most handlebars on the market)
- Fits handlebars with outside diameter:  $\varnothing 22\text{-}\varnothing 26$  mm
- Fits handlebars with inner diameter:  $\varnothing 13\text{-}\varnothing 18$  mm
- New aluminium bar guarantees better structural and abrasion resistance
- Aluminium bar with a new curvature adapts better to cables and levers
- Extended protection from dirt rocks and wind
- Perfect for enduro and trail bikes
- Cooling vents for airflow
- Handguard assembled with only one key - Allen key size: 5mm (key not included)
- Decoration: Screen-printed and raised logo for better and longer lasting looks

COLOR	PART #		
White	992048	119.45	L
Black	992049	119.45	L
Blue Yamaha 98	992040	119.45	L
Yellow RM01	992041	119.45	L
Orange KTM	992042	119.45	L
Red CR04	992044	119.45	L
Green 05	992043	119.45	L



U
SM
ATV
BJ
RD
EN
DGP

closed universal supermoto all terrain baja road enduro vented durable gloss polypropylene aluminium mounting bars



## SHIELD

Universal Handguard  
Mounting Kit Sold Separately

### PARTS INCLUDED:

- 1 pair of handguards
- 1 pair of aluminium bars
- 2 pair of bolts



### ORDER YOUR HANDGUARD

### ORDER YOUR MOUNTING KIT


#### HANDGUARD FEATURES:

- High impact resistance
- New aluminium bar guarantees better structural and abrasion resistance
- Aluminium bar with a new curvature adapts better to cables and levers
- Bi-material polypropylene rubber
- Handguard assembled with only one key - Allen key size: 5mm (key not included)
- Decoration: Polisport engraved logo

#### MOUNTING KIT (SOLD SEPARATELY) FEATURES:

- New universal mounting kit (fits almost every handlebar on the market) includes all components required for easy assembly
- Fits handlebars with outside diameter:  $\varnothing 22\text{-}\varnothing 26$  mm
- Fits handlebars with inner diameter:  $\varnothing 13\text{-}\varnothing 18$  mm

COLOR	PART #		
White	992019	117.95	L
Black	992020	117.95	L
Blue Yamaha 98	992005	117.95	L
Yellow RM01	992021	117.95	L
Orange KTM	992006	117.95	L
Red CR04	992009	117.95	L
Green 05	992010	117.95	L



992751 53.95 L



closed with aluminium bars

U

universal mounting

SM

supermoto all terrain vehicle

ATV

enduro

EN

DGP

DI - Dual injection durable gloss polypropylene

DI

DUALINJECTION

DI - Dual injection

durable gloss polypropylene

- accessories
- body
- handlebar & grips
- cables & levers
- exhaust
- engine
- fuel & intake
- electrical & ignition
- clutch
- drive
- bearings
- brakes
- steering & suspension
- tires
- tools & shop

- accessories
- body
- handlebar & grips**
- cables & levers
- exhaust
- engine
- fuel & intake
- electrical & ignition
- clutch
- drive
- bearings
- brakes
- steering & suspension
- tires
- tools & shop

## BAJA

Universal Handguard  
Mounting Kit Sold Separately




**PARTS INCLUDED:**

- 1 pair of handguards
- 1 pair of aluminium bars
- 2 pair of bolts



### ORDER YOUR HANDGUARD


### ORDER YOUR MOUNTING KIT

**HANDGUARD FEATURES:**

- Fits handlebars with outside diameter:  $\varnothing 22\text{-}\varnothing 26$  mm
- Fits handlebars with inner diameter:  $\varnothing 13\text{-}\varnothing 18$  mm
- New aluminium bar guarantees better structural and abrasion resistance
- Aluminium bar with a new curvature adapts better to cables and levers
- High impact resistance due to its overdue shape
- Handguard assembled with only one key - Allen key size: 5mm (key not included)
- Decoration: Polisport decals

**MOUNTING KIT (SOLD SEPARATELY) FEATURES:**

- New universal mounting kit (fits almost every handlebar on the market) includes all components required for easy assembly
- Fits handlebars with outside diameter:  $\varnothing 22\text{-}\varnothing 26$  mm
- Fits handlebars with inner diameter:  $\varnothing 13\text{-}\varnothing 18$  mm



**992751 53.95 L**

COLOR	PART #
White	992024 110.95 L
Black	992025 110.95 L



 U ATV BJ EN   
 closed with universal all terrain baja enduro DGP  
 aluminium mounting vehicle durable gloss  
 bars polypropylene

## SHARP LITE

Universal Handguard



**PARTS INCLUDED:**

- 1 pair of handguards
- 1 universal mounting kit includes all components required for easy assembly



**FEATURES:**

- Complete package includes universal mounting kit
- Fits handlebars with outside diameter:  $\varnothing 22\text{-}\varnothing 26$  mm
- High impact resistance
- Cooling vents for airflow
- Removable cover
- Decoration: Polisport decals

COLOR	PART #		
White	992026	28.95	L
Black	992027	28.95	L
Blue Yamaha 98	992008	28.95	L
Yellow RM01	992007	28.95	L
Orange KTM	992011	28.95	L
Red CR04	992014	28.95	L
Green 05	992015	28.95	L



closed with handlebar mounting system

U universal mounting

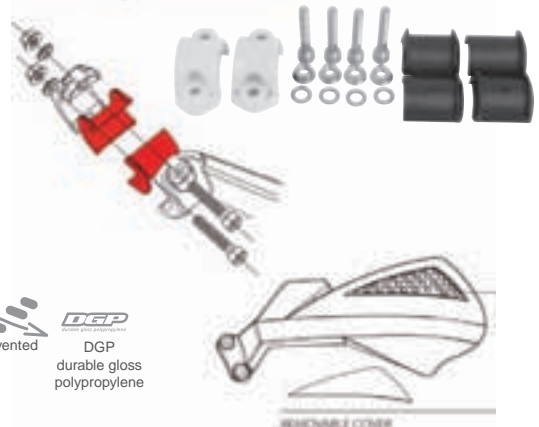
EN enduro

ATV all terrain vehicle

vented

DGP durable gloss polypropylene

**SHARP LITE**  
mounting instructions



- accessories
- body
- handlebar & grips
- cables & levers
- exhaust
- engine
- fuel & intake
- electrical & ignition
- clutch
- drive
- bearings
- brakes
- steering & suspension
- tires
- tools & shop

- accessories
- body
- handlebar & grips**
- cables & levers
- exhaust
- engine
- fuel & intake
- electrical & ignition
- clutch
- drive
- bearings
- brakes
- steering & suspension
- tires
- tools & shop

## FREEFLOW

Universal Handguard




**PARTS INCLUDED:**

- 1 pair of handguards
- 1 plastic mounting kit includes all components required for easy assembly



**FEATURES:**

- Universal plastic handlebar mounting kit included
- Universal aluminium handlebar mounting system available (as spare part - # 992030)
- High impact resistance
- Adjustable in four horizontal positions allowing to maintain the fixing point and adjust the handguard position
- Bi-material polypropylene rubber
- Vented window
- Decoration: raised logo (injected in rubber)

COLOR	PART #
White	992038 53.95 L
Black	992039 53.95 L
Blue Yamaha 98	992032 53.95 L
Yellow RM01	992031 53.95 L
Orange KTM	992034 53.95 L
Red CR04	992035 53.95 L
Green 05	992037 53.95 L

 open with handlebar mounting system  
 universal mounting  
 motocross enduro all terrain vehicle  
 4 adjustable 4 position width  
 vented  
 DGP durable gloss polypropylene  
 DI - Dual injection



**OPTIONAL REPLACEMENT PART**  
Universal Aluminum Mounting Kit

992030 29.45 L



**QWEST**  
Universal Handguard

**Polisport®**

**PARTS INCLUDED:**

- 1 pair of handguards



**FEATURES:**

- Two mounting options: Lever or handlebar mounting system
- Plastic and aluminium handlebar mounting kit available
- New universal mounting system developed to assure a better protection and adapts better to cables and levers
- Inmold decorated part with new graphics
- Shape offers maximum protection
- Cooling vents for airflow



COLOR	PART #		
White	992052	26.45	L
Black	992053	26.45	L
Blue Yamaha 98	992046	26.45	L
Yellow RM01	992045	26.45	L
Orange KTM	992047	26.45	L
Red CR04	992050	26.45	L
Green 05	992051	26.45	L

**LEVER MOUNTING SYSTEM SOLD SEPARATELY**



992016	KTM SX/EXC (>14)	11.45	L
992002	HONDA CR (>07) /HONDA CRF 450 (09>14)	11.45	L
992001	YAM YZ/YZF/YFZ/WR (>13) /KAW KXF450 (>12)	11.45	L
992004	RMZ250(04>06)/KX250(>14)	11.45	L
992000	HONDA CRF 250 (>14) /CRF 450 (>08) CRFX(>09)	11.45	L
992003	SUZUKI RMZ 250 (07>)/RMZ 450 (06>)	11.45	L



**OPTIONAL REPLACEMENT PART**  
Universal Handlebar Mounting Kit



Universal Plastic Handlebar Mounting Kit

992036 23.95 L

Universal Aluminum Handlebar Mounting Kit

992033 32.45 L

- accessories
- body
- handlebar & grips
- cables & levers
- exhaust
- engine
- fuel & intake
- electrical & ignition
- clutch
- drive
- bearings
- brakes
- steering & suspension
- tires
- tools & shop

- accessories
- body
- handlebar & grips**
- cables & levers
- exhaust
- engine
- fuel & intake
- electrical & ignition
- clutch
- drive
- bearings
- brakes
- steering & suspension
- tires
- tools & shop

## EXURA Universal Handguard



### PARTS INCLUDED:

- 1 pair of handguards
- 1 universal mounting kit includes all components required for easy assembly



### FEATURES:

- Fits handlebars with outside diameter:  $\varnothing 22\text{-}\varnothing 26$  mm
- Fits handlebars with inner diameter:  $\varnothing 13\text{-}\varnothing 18$  mm
- Exura off road performance gear
- High impact resistance
- Bi-material injection with rubber and polypropylene
- Handguard assembled with only one key - Allen key size: 5mm (key not included)
- Decoration: Polisport engraved logo

### HANDGUARDS AND UNIVERSAL MOUNTING KIT

COLOR	PART #
White	992022 69.95 L
Black	992023 69.95 L



### EXURA mounting instructions



- accessories
- body
- handlebar & grips**
- cables & levers
- exhaust
- engine
- fuel & intake
- electrical & ignition
- clutch
- drive
- bearings
- brakes
- steering & suspension
- tires
- tools & shop

## MX ROCKS

Universal Handguard



### FEATURES:

- New universal plastic mounting kit included
- Two mounting options: Lever or handlebar mounting system
- Plastic and aluminium handlebar mounting kit available
- New universal mounting system developed to assure better protection and adapts better to cables and levers
- Shape offers maximum protection.
- Master cylinder protection.
- Cooling vents for airflow
- Decoration: Inmold plastic decals with new graphics

COLOR	PART #		
White	992028	47.95	L
Black	992029	47.95	L
Blue Yamaha 98	992012	47.95	L
Orange KTM	992013	47.95	L
Red CR04	992018	47.95	L
Green 05	992017	47.95	L

### PARTS INCLUDED:

- 1 pair of handguards
- 1 plastic universal mounting kit includes all components required for easy assembly



### LEVER MOUNTING SYSTEM SOLD SEPARATELY



992016	KTM SX/EXC (>14)	11.45	L
992002	HONDA CR (>07) /HONDA CRF 450 (09>14)	11.45	L
992001	YAM YZ/YZF/YFZ/WR (>13) /KAW KXF450 (>12)	11.45	L
992004	RMZ250(04>06)/KX250(>14)	11.45	L
992000	HONDA CRF 250 (>14) /CRF 450 (>08) CRFX(>09)	11.45	L
992003	SUZUKI RMZ 250 (07>)/RMZ 450 (06>)	11.45	L



### OPTIONAL REPLACEMENT PART

Universal Handlebar Mounting Kit



#### Universal Plastic Handlebar Mounting Kit


992036 23.95 L

#### Universal Aluminum Handlebar Mounting Kit

992033 32.45 L

# HANDLEBAR & GRIPS

- accessories
- body
- handlebar & grips**
- cables & levers
- exhaust
- engine
- fuel & intake
- electrical & ignition
- clutch
- drive
- bearings
- brakes
- steering & suspension
- tires
- tools & shop



**NOTE: THESE DO NOT COME WITH MOUNTS**

## CLASSIC HAND GUARDS

- Made from low-density plastic
- Venting holes for improved cooling
- Unique behind the aluminum guards for longer life
- Easy to install (mounting screws included)
- Available in 2 designs with 6 color waves
- Sold in pairs



BLACK AVIATOR	BLUE AVIATOR	GREEN AVIATOR	ORANGE AVIATOR	RED AVIATOR	YELLOW AVIATOR
940688 19.99 E	940689 19.99 E	940690 19.99 E	940691 19.99 E	940692 19.99 E	940693 19.99 E



BLACK GRUNGE	BLUE GRUNGE	GREEN GRUNGE	ORANGE GRUNGE	RED GRUNGE	YELLOW GRUNGE
940694 19.99 E	940695 19.99 E	940696 19.99 E	940697 19.99 E	940698 19.99 E	940699 19.99 E

## HAND SHIELDS

Hand shields protect your hands against wind and mud during cold and wet conditions. 1000 denier polyester/nylon outer shell is backed with plastic for rigidity. They attach to your ride with a universal hook and loop strap system. Sold in pairs.



BLACK	
940700	19.99 E



## MAIER HANDGUARDS



KAWASAKI DIRT BIKE			
KX/KDX Disc Brake Models	ALL	WHITE	MM594841 28.50 B
		BLUE	MM594847 28.50 B
KL250G Super Sherpa	00-03	BLACK	MM594872 54.71 B

SUZUKI DIRT BIKE			
RM80	86-95	WHITE	MM594951 32.95 H
RM125	86-95	WHITE	MM594951 32.95 H
DR250	90-93	WHITE	MM594964 42.30 L
DRZ250	90-95	WHITE	MM594964 42.30 L
RM250	86-95	WHITE	MM594951 32.95 H
RMX250	89-98	WHITE	MM594964 42.30 L

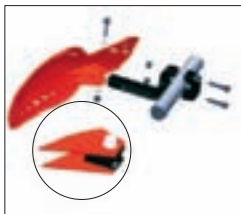
YAMAHA DIRT BIKE					
YZ80	87-97	WHITE	MM594901	42.41	B
		RED	MM594906	29.50	B
TTR125/E	00-07	WHITE	MM595041	66.70	B
		DARK BLUE	MM595047	61.06	B
TTR125L/LE	00-07	WHITE	MM595031	58.37	B
		DARK BLUE	MM595037	58.37	B
YZ125	86-89	WHITE	MM594901	42.41	B
		RED	MM594906	29.50	B
YZ125	90-95	WHITE	MM594951	32.95	H
		RED	MM594906	29.50	B
WR250	89	WHITE	MM594901	42.41	B
		RED	MM594906	29.50	B
WR250	90-96	WHITE	MM594951	32.95	H
YZ250	86-89	WHITE	MM594901	42.41	B
		RED	MM594906	29.50	B
YZ250	90-95	WHITE	MM594951	32.95	H
YZ490	88-90	WHITE	MM594901	42.41	B
		RED	MM594906	29.50	B
WR500	91-93	WHITE	MM594951	32.95	H





## 5600 CROSS TYPE HANDGUARDS

The 5600 handguards from Progrip are universal fit for any 7/8" handlebar. This lightweight design provides excellent protection. Made from strong, flexible polypropylene. Universal mount included.



REPLACEMENT UNIVERSAL 7/8" MOUNT    340062    15.95    G

COLOR	PART #		
BLACK	340056	34.95	G
BLUE	340058	34.95	G
GREEN	340061	34.95	G
ORANGE	340060	34.95	G
RED	340057	34.95	G
YELLOW	340059	34.95	G



## 5610 ENDURO/SUPERMOTO HANDGUARDS

The Progrip 5610 handguards offer the ultimate in wrap around hand and lever protection at a low price. Universal fitment and ideal for Enduro and Supermotard, the Progrip 5610 is the obvious choice for all offroad applications.



COLOR	PART #		
BLACK	340063	51.95	G
BLUE	340066	51.95	G
GREEN	340069	51.95	G
ORANGE	340067	51.95	G
RED	340065	51.95	G
WHITE	340064	51.95	G
YELLOW	340068	51.95	G

- accessories
- body
- handlebar & grips
- cables & levers
- exhaust
- engine
- fuel & intake
- electrical & ignition
- clutch
- drive
- bearings
- brakes
- steering & suspension
- tires
- tools & shop

# HANDLEBAR & GRIPS



## SENTINEL HANDGUARDS

PowerMadd is excited to introduce our latest handguard offering! The Sentinel Handguard is designed to be the most stylish, durable and functional handguard to date. The Sentinel guard is larger compared to the Star Series which in turn gives you more protection. The mounting brackets are 6061 aluminum, while the guard itself is made of two different types of plastic—a stiff two piece spine for durability, and a softer colored body for flexibility.

The Sentinel protects your hands from flying debris, rocks, bushes, branches, and mud. Plus it keeps your hands warmer by blocking the wind in cold weather. In the summer, simply snap out the removable vent cover to let air flow through. The Sentinel Handguard will work with: Sentinel Armor, Gauntlet, Flare, Hand Wrap, Mirror and Large Mirror.

Note: Requires mount kit 224050, 224051, 224052 or PM14269

Sentinel Handguards work with:

- Sentinel Armor
- Flare
- Gauntlets
- Hand Wrap
- Mirror/Large Mirror Upgrade




224041



224042



224043



224044



224045



224046



224047



224048



224049

## HANDGUARDS

DESCRIPTION	PART #		
SKI-DOO YELLOW/BLACK	224041	40.00	G
POLARIS RED/BLACK	224042	40.00	G
KAWASAKI GREEN/BLACK	224043	40.00	G
YAMAHA BLUE/BLACK	224044	40.00	G
KTM ORANGE/BLACK	224045	40.00	G
SUZUKI YELLOW/BLACK	224046	40.00	G
HONDA RED/BLACK	224047	40.00	G
WHITE/BLACK	224048	40.00	G
BLACK/BLACK	224049	40.00	G

## MOUNTS (SOLD SEPERATELY)

### SNOWMOBILE MOUNT KIT

224050 35.00 G



### ATV/MX MOUNT KIT

224051 35.00 G



### SNOWMOBILE HAYES BRAKE MOUNT KIT

224052 40.00 G



### TRI-MOUNT KIT Universal ATV/Snowmobile

PM14269 39.95 G





## SENTINEL HANDGUARDS

### OPTIONAL ACCESSORIES

#### SENTINEL MIRROR KIT

Introducing the Sentinel Mirror Kit. The kit includes two mirrors and all hardware needed to make the mirror fixed or folding. The Mirrors consist of a polypro plastic base and a 2.75" mirror which gives you safety and piece of mind. The mirror has been designed specifically for the Sentinel Handguards and follows the lines and shape of the guard for a clean look and they can fold in when not in use or if you use a cover. Our Sentinel Mirrors attach directly to your Sentinel Handguards with a few simple steps. The mirror kit will work with the Armor, Hand Wrap, Flare and Gauntlet. Note: Armor and Hand Wrap work with fixed mount only.



MIRROR SET - FIXED / FOLD IN	224053	25.00	G
------------------------------	--------	-------	---



#### SENTINEL ARMOR

The Sentinel Armor permanently attaches to the PowerMadd Sentinel handguards adding complete 360 degree protection. Utilizing the Sentinels popular style the Sentinel Armor looks good while doubling the amount of protection! The Sentinel Armor is constructed of light weight closed cell molded AEPE foam, which is both water proof and extremely durable. Works with both the Mirror Kit and Hand Wrap.



ARMOR	224054	40.00	G
-------	--------	-------	---



- accessories
- body
- handlebar & grips**
- cables & levers
- exhaust
- engine
- fuel & intake
- electrical & ignition
- clutch
- drive
- bearings
- brakes
- steering & suspension
- tires
- tools & shop

# HANDLEBAR & GRIPS

- accessories
- body
- handlebar & grips**
- cables & levers
- exhaust
- engine
- fuel & intake
- electrical & ignition
- clutch
- drive
- bearings
- brakes
- steering & suspension
- tires
- tools & shop



## Handguards with standard removable air deflector.

SOLD PER PAIR.  
MOUNTS SOLD SEPERATELY  
(SEE BELOW)



## STAR HANDGUARD SYSTEM

The strongest protection you can buy. The Star Series Handguard is designed to take a beating. The mounting brackets are tough aluminum, while the guard itself is made of two different types of plastic - a stiff spine for durability, and a softer colored body for flexibility. Designed to protect your hands from flying debris, rocks, bushes, branches, and mud, plus, keep your hands warmer by blocking the wind in cold weather. In the summer, simply snap out the removable vent cover to let air flow through. In winter, remove the optional extensions for added wind protection. Designed with a universal mount system that works on ATVs, motorcycles and snowmobiles and requires only 1/2" of bar space.

- SOLD SEPARATELY:**
- MOUNTS
  - OPTIONAL LARGE AIR DEFLECTORS
  - OPTIONAL MIRRORS
  - STAR SERIES HAND WRAP

The all new Tri-Mount Kit offers another area to mount the handguards - just below the bend on the rise of the bars. This is an ideal choice when space is limited near the controls, especially on utility quads and some snowmobiles. Easy to mount because there is no need to move controls to make space. Note - works only on 7/8" bars.

SILVER / BLACK	BLACK / BLACK	BLUE / WHITE	RED / WHITE	BLACK / SILVER
PD14200 35.00 G	PD14210 35.00 G	PD14221 35.00 G	PD14222 35.00 G	PD14230 35.00 G
BLUE / SILVER	RED / SILVER	YELLOW / BLACK	RED / BLACK	GREEN / BLACK
PD14231 35.00 G	PD14232 35.00 G	PD14201 35.00 G	PD14202 35.00 G	PD14203 35.00 G
BLUE / BLACK	ORANGE / BLACK	SUZUKI YELLOW / BLACK	HONDA RED / BLACK	WHITE / BLACK
PD14204 35.00 G	PD14205 35.00 G	PD14206 35.00 G	PD14207 35.00 G	PD14208 35.00 G

## HANDGUARD MOUNTS



UNIVERSAL  
SNOWMOBILE  
MOUNT

PD14250 30.00 pr G

UNIVERSAL  
ATV / DIRT BIKE /  
MOTORCYCLE MOUNT

PD14252 30.00 pr G



## HANDGUARD FLARE



The Flare was developed to attach over existing handguards and provides more than triple the amount of protection from roost, rocks, mud, and snow. By sweeping the Flare back towards the racer the amount of wind protection is significantly increased making them must-have for cold weather riding.

The unique mounting system allows it to work with most handguards including the PowerMadd Star Series, TrailStar and even original equipment guards. The ability to quickly install the Flare as conditions warrant makes this an accessory riders will definitely want to have on-hand.

**224001 40.00 G**

## STAR SERIES / TRAILSTAR RACE FLARE



**224000 39.95 G**

The Race Flare permanently attaches to the PowerMadd Star Series and TrailStar handguards adding complete 360 degree protection. Utilizing the Star Series popular style the Race Flare looks good while doubling the amount of protection! The Race Flare is constructed of light weight closed cell molded AEPE foam, which is both waterproof and extremely durable.

## HANDGUARD MOUNTS



### UNIVERSAL SNOWMOBILE MOUNT

**PD14250 30.00 pr G**

### UNIVERSAL ATV / DIRT BIKE / MOTORCYCLE MOUNT

**PD14252 30.00 pr G**

## OPTIONAL LARGE AIR DEFLECTOR



BLACK	PD14240	10.00	G
GREEN	PD14243	10.00	G
ORANGE	PD14245	10.00	G
SUZUKI YELLOW	PD14246	10.00	G
WHITE	PD14248	10.00	G
HUNTER GREEN	PD14249	10.00	G
SILVER	PD14270	10.00	G

## STAR SERIES HAND WRAP

The only system that converts back and forth from standard handguards to a closed-loop system!

Hand Wrap bracket installed



Hand Wrap end cap installed



**PD14253 45.00 G**

## TRI-MOUNT

Mounts below bend on the rise when space is limited near controls.



### UNIVERSAL ATV / SNOWMOBILE MOUNT

**PM14269 39.95 pr G**

## HANDGUARD MIRROR SPRING KIT

Converts standard style mirrors into fold-in style.



**PD14268 8.00 ea G**

- accessories
- body
- handlebar & grips**
- cables & levers
- exhaust
- engine
- fuel & intake
- electrical & ignition
- clutch
- drive
- bearings
- brakes
- steering & suspension
- tires
- tools & shop

## TRAIL STAR™ SERIES HANDGUARD SYSTEM



SOLD PER PAIR. MOUNTS SOLD SEPERATELY (SEE BELOW)



BLACK	PM14100	25.00	G
BLUE	PM14101	25.00	G
RED	PM14102	25.00	G
GREEN	PM14103	25.00	G
WHITE	PM14104	25.00	G
YELLOW	PM14105	25.00	G
ORANGE	PM14106	25.00	G
HUNTER GREEN	PM14107	25.00	G

The new Trail Star™ Handguard is now available! They give you the same great protection as the Original Star Series Handguard without the removable vent cover. They work with the Star Series aluminum ATV/MX or snowmobile universal mount kits; as well as the optional mirrors, hand wraps, and gauntlets. Note: will not work with extensions.

### SOLD SEPARATELY:

- CAMO DECALS
- MOUNTS



*Easily applies to Trail Star Handguards (sold separately).*

### CAMO DECALS FOR TRAIL STAR™ HANDGUARDS

Match your camo pattern perfectly with the new Trail Star Camo Decals featuring Realtree Patterns.



ADVANTAGE MAX 4®

PM14150 20.00 G



REALTREE HARDWOODS HD®

PM14152 20.00 G

REALTREE HARDWOODS GREEN HD®

PM14153 20.00 G

### HANDGUARD MOUNTS

#### UNIVERSAL SNOWMOBILE MOUNT

PD14250 30.00 pr G

#### UNIVERSAL ATV / DIRT BIKE / MOTORCYCLE MOUNT

PD14252 30.00 pr G



### TRI-MOUNT

Mounts below bend on the rise when space is limited near controls.

#### UNIVERSAL ATV / SNOWMOBILE MOUNT

PM14269 39.95 pr G



## POWERX™ SERIES HANDGUARDS

So unique and innovative PowerMadd had to file for a patent. The PowerX is the only flexible handguard designed to bend and flex upon impact and spring back into place! If you do break it, they will replace it! Yes, you read it correctly, if during the first year of use you break any part of the PowerX handguard, simply send the broken part back to PowerMadd and they will replace it, no questions asked.

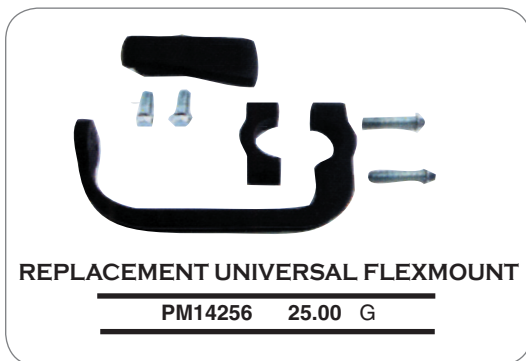
### Features and Benefits:

- The PowerX offers super light hand protection that installs in just minutes.
- These guards work great on all large and small MX bikes, large and mini ATVs and snowmobiles.
- Purchase guards and mount kits separately.



### REPLACEMENT HANDGUARDS (NO MOUNTS)

BLACK	PM14280	20.00	G
BLUE	PM14281	20.00	G
RED	PM14282	20.00	G
GREEN	PM14283	20.00	G
WHITE	PM14284	20.00	G
YELLOW	PM14285	20.00	G



- accessories
- body
- handlebar & grips**
- cables & levers
- exhaust
- engine
- fuel & intake
- electrical & ignition
- clutch
- drive
- bearings
- brakes
- steering & suspension
- tires
- tools & shop

# HANDLEBAR & GRIPS

- accessories
- body
- handlebar & grips**
- cables & levers
- exhaust
- engine
- fuel & intake
- electrical & ignition
- clutch
- drive
- bearings
- brakes
- steering & suspension
- tires
- tools & shop

## SG 1™ SERIES HANDGUARD

Looking for a quick way to add hand protection and warmth? The SG1 is a soft molded handguard that can be attached and removed quickly depending on riding conditions. The SG1 offers significantly more coverage than traditional plastic handguards. The SG1 is constructed of light weight closed cell foam which is both water proof and extremely durable. Included is an innovative mounting system that uses the handle bar, wires and cables to secure the guard in place and keep it from rolling on the bars.

- Helps keep hands warm and dry
- Can be installed and removed quickly
- Waterproof
- Fits Dirt Bikes, ATVs and Snowmobiles
- Unique mounting system included
- Securely attaches and will not spin or rotate on the bars
- Width=13 3/8" Height=8 5/8" Depth=2 1/2"



224004 59.95 pr G

## PLASTIC LO-PROFILE HANDGUARDS W/ALUMINUM REINFORCEMENT

Injection molded plastic handguard with an aluminum reinforcement built into the backside for extra strength and durability. Sold as a pair.



EM97951	Red	80.95	L
EM97953	Purple	80.95	L
EM97954	Black	80.95	L
EM97957	Royal Blue	80.95	L



## PLASTIC EXTENDERS

These plastic extenders fit the contour of the EMGO aluminum handguards (see to the left) to protect against wind, water, mud, and other weather.




EM97942	Blue	4.50	G
EM97943	Purple	4.50	G



## ALUMINUM HANDGUARDS

These handguards add great protection for roll overs and when combined with the extenders at right they offer proven protection from many other obstacles.



EM97921 51.95 set L



## UNIVERSAL EXTREME HANDGUARDS

Our extreme handguards are made from a high tech plastic injection molded over a super tough aluminum handguard that has a larger bend for more room for brake and clutch levers. Includes improved positive mount hardware to keep your handguards in place at all times.



MM595351	White	62.25	pr	B
MM595356	Red	72.05	pr	B



## DLX WOODS PRO ALUMINUM HANDGUARDS



Our new Deluxe Woods Pro Aluminum Handguards are made with a larger bend to give you a greater clearance for your brake and clutch levers and have more positive mounting hardware to keep your handguards in place. Hardware mounts to 7/8" steel of aluminum handlebars.

MM59525 85.940 pr B

ADAPTER KIT FOR RENTHAL/ANSWER TYPE ALUMINUM HANDLEBARS

MM59527 7.22 kit B

## UNIVERSAL XC PRO HANDGUARDS

A high tech durable injection molded plastic alternative to our popular Woods Pro Aluminum Handguards. Includes hardware to mount on steel handlebars or 7/8" aluminum bars.



MM595082	Black	52.69	B
MM595086	Red	52.69	B
MM595081	White	52.69	B





# CABLES & LEVERS

## MOTION PRO O.E. REPLACEMENT LEVERS

Everyone knows that Motion Pro has the most extensive line of cables and specialty tools for motorcycles and ATVs. What some people might not know is that they also have the most extensive line of OE style replacement levers available. Motion Pro OE style replacement levers are cast of high quality aluminum and are designed to fit perfectly in your original perch. Sport bikes, metric v-twins, off road bikes, MX and ATVs.



MODEL	YEAR	BLACK L.H.	BLACK R.H.	POLISHED L.H.	POLISHED R.H.
<b>BETA</b>					
250 RR	05-06	----	----	----	670218 11.89 E
250 RR 2T	13- 14	----	----	----	670218 11.89 E
300 RR 2T	13-14	----	----	----	670218 11.89 E
350 RR	11	----	----	----	670218 11.89 E
350 RR	12-14	----	----	----	670218 11.89 E
400 RR	05-11	----	----	----	670218 11.89 E
400 RR	12-14	----	----	----	670218 11.89 E
400 RS	11	----	----	----	670218 11.89 E
450 RR	05-11	----	----	----	670218 11.89 E
450 RR	12-14	----	----	----	670218 11.89 E
450 RS	11	----	----	----	670218 11.89 E
498 RR	12-14	----	----	----	670218 11.89 E
520 RR	10-11	----	----	----	670218 11.89 E
520 RS	11	----	----	----	670218 11.89 E
525 RR	05-07	----	----	----	670218 11.89 E
525 RR	08	----	----	----	670218 11.89 E
525 RR	09	----	----	----	670218 11.89 E
<b>GAS GAS</b>					
EC 125	01-08	----	----	----	670218 11.89 E
MC 125	02-08	----	----	----	670218 11.89 E
SM 125 SUPER MOTARD	05-08	----	----	----	670218 11.89 E
EC 200	99-08	----	----	----	670218 11.89 E
EC 250	00-08	----	----	----	670218 11.89 E
MC 250	02-08	----	----	----	670218 11.89 E
SM 250 SUPER MOTARD	05	----	----	----	670218 11.89 E
EC 300	99-08	----	----	----	670218 11.89 E
<b>HONDA</b>					
CRF50F	04-15	----	----	----	670235 9.67 G
XR50R	00-03	----	----	----	670235 9.67 G
Z50R MINI TRAIL	86-99	----	----	----	670235 9.67 G
CRF70F	04-09	----	----	----	670234 9.62 E
CRF70F	11-12	----	----	----	670234 9.62 E
CT70 TRAIL 70	80-82	----	----	----	670235 9.67 G
XR70R	97-03	----	----	----	670234 9.62 E
CR80R	82	670215 10.77 G	----	----	----
CR80R	83-85	670215 10.77 G	----	----	----
CR80R	86-95	670215 10.77 G	----	----	----
CR80R	96-97	----	----	670216 11.27 G	----
CR80R	98	----	----	670216 11.27 G	670218 11.89 E
CR80R	99	----	----	670216 11.27 G	----
CR80R	00-02	----	----	670216 11.27 G	670218 11.89 E
CR80RB	96-97	----	----	670216 11.27 G	----
CR80RB	98	----	----	670216 11.27 G	670218 11.89 E
CR80RB	99	----	----	670216 11.27 G	670218 11.89 E
CR80RB	00-02	----	----	670216 11.27 G	670218 11.89 E

## MOTION PRO O.E. REPLACEMENT LEVERS CONTINUED

MODEL	YEAR	BLACK L.H.		BLACK R.H.	POLISHED L.H.		POLISHED R.H.		
<b>HONDA CONTINUED</b>									
CRF80F	04-09	----		----	670223	9.80 G	670219	10.65 E	
CRF80F	11-13	----		----	670223	9.80 G	670219	10.65 E	
XR80R	85-87	670212	10.77 G	----	----		670234	9.62 E	
XR80R	88	670212	10.77 G	----	----		----		
XR80R	90-95	670212	10.77 G	----	----		----		
XR80R	96-04	----		----	670223	9.80 G	670219	10.65 E	
CR85R	03-07	----		----	670216	11.27 G	670218	11.89 E	
CR85RB	03-07	----		----	670216	11.27 G	670218	11.89 E	
EZ90 CUB	91-96	----		----	----		670235	9.67 G	
CRF100F	04-09	----		----	670223	9.80 G	670219	10.65 E	
CRF100F	11-13	----		----	670223	9.80 G	670219	10.65 E	
XL100S	80	670208	10.77 G	----	----		----		
XR100R	85-87	----		----	----		670234	9.62 E	
XR100R	88-95	670212	10.77 G	----	----		----		
XR100R	96-03	----		----	670223	9.80 G	670219	10.65 E	
CRF110F	13-15	----		----	----		670234	9.62 E	
CR125R	81-82	670215	10.77 G	----	----		----		
CR125R	83	670215	10.77 G	----	----		----		
CR125R	84-85	670215	10.77 G	----	----		----		
CR125R	86-91	670215	10.77 G	670205	11.00 G	----	----		
CR125R	92-95	670215	10.77 G	670204	11.67 E	----	----		
CR125R	96-03	----		----	670216	11.27 G	670218	11.89 E	
CR125R	04-07	----		----	670230	8.64 E	670218	11.89 E	
XL125S	80-84	670208	10.77 G	----	----		----		
CRF150F	03-09	----		----	670231	9.05 E	670218	11.89 E	
CRF150F	12-15	----		----	670231	9.05 E	670218	11.89 E	
CRF150R	07-09	----		----	670216	11.27 G	670218	11.89 E	
CRF150R	12-15	----		----	670216	11.27 G	670218	11.89 E	
CRF150RB	07-09	----		----	670216	11.27 G	670218	11.89 E	
CRF150RB	12-15	----		----	670216	11.27 G	670218	11.89 E	
XL185S	80-83	670208	10.77 G	----	----		----		
TR200 FAT CAT	86-87	----		----	----		670234	9.62 E	
XR200	80-84	670212	10.77 G	----	----		670234	9.62 E	
XR200R	81-83	670212	10.77 G	----	----		670234	9.62 E	
XR200R	84-95	670212	10.77 G	----	----		----		
XR200R	96-01	----		----	670223	9.80 G	670219	10.65 E	
CRF230F	03-09	----		----	670231	9.05 E	670218	11.89 E	
CRF230F	12-16	----		----	670231	9.05 E	670218	11.89 E	
CRF230L	08-09	----		670233	8.83 G	670231	9.05 E	----	
CR250R	81-82	670215	10.77 G	----	----		----		
CR250R	83	670215	10.77 G	----	----		----		
CR250R	84-85	670215	10.77 G	----	----		----		
CR250R	86-91	670215	10.77 G	670205	11.00 G	----	----		
CR250R	92-95	670215	10.77 G	670204	11.67 E	----	----		
CR250R	96-97	----		----	670216	11.27 G	670218	11.89 E	
CR250R	98-03	----		----	670216	11.27 G	670218	11.89 E	
CR250R	04-07	----		----	670230	8.64 E	670218	11.89 E	
CRF250R	04-06	----		----	670230	8.64 E	670218	11.89 E	
CRF250R	07-09	----		----	142668	8.91 E	670239	19.17 G	
CRF250R	10-13	----		----	142668	8.91 E	670239	19.17 G	
CRF250R	14-15	----		----	142668	8.91 E	670239	19.17 G	
CRF250R	16	----		----	142668	8.91 E	670239	19.17 G	
CRF250X	04-08	----		----	670230	8.64 E	670218	11.89 E	
CRF250X	09	----		----	670230	8.64 E	670218	11.89 E	
CRF250X	12-13	----		----	670230	8.64 E	670218	11.89 E	
NX250	88-90	----		----	142639	10.06 G	142630	10.06 G	
XL250S	80-81	670208	10.77 G	----	----		----		
XR250	80	----		----	----		670234	9.62 E	

- accessories
- body
- handlebar & grips
- cables & levers**
- exhaust
- engine
- fuel & intake
- electrical & ignition
- clutch
- drive
- bearings
- brakes
- steering & suspension
- tires
- tools & shop

# CABLES & LEVERS

## MOTION PRO O.E. REPLACEMENT LEVERS CONTINUED

MODEL	YEAR	BLACK L.H.	BLACK R.H.	POLISHED L.H.	POLISHED R.H.
<b>HONDA CONTINUED</b>					
XR250R	81-82	670212 10.77 G	----	----	670234 9.62 E
XR250R	83-95	670212 10.77 G	----	----	----
XR250R	96-04	----	----	670216 11.27 G	670218 11.89 E
XR350R	83	670212 10.77 G	----	----	----
XR350R	84-85	670212 10.77 G	----	----	----
XR400R	96-04	----	----	670216 11.27 G	670218 11.89 E
CRF450R	02-03	----	----	670216 11.27 G	670218 11.89 E
CRF450R	04-06	----	----	670230 8.64 E	670218 11.89 E
CRF450R	07-08	----	----	142668 8.91 E	670239 19.17 G
CRF450R	09-16	----	----	142668 8.91 E	670239 19.17 G
CRF450X	05-09	----	----	670230 8.64 E	670218 11.89 E
CRF450X	12-14	----	----	670230 8.64 E	670218 11.89 E
CR480R	82	670215 10.77 G	----	----	----
CR480R	83	670215 10.77 G	----	----	----
CR500R	84-85	670215 10.77 G	----	----	----
CR500R	86-91	670215 10.77 G	670205 11.00 G	----	----
CR500R	92-95	670215 10.77 G	670204 11.67 E	----	----
CR500R	96-01	----	----	670216 11.27 G	670218 11.89 E
XL500S	80-81	670208 10.77 G	----	----	----
XR500	80	670212 10.77 G	----	----	670234 9.62 E
XR500R	81-82	670212 10.77 G	----	----	670234 9.62 E
XR500R	83-84	670212 10.77 G	----	----	----
XR600R	85-00	670212 10.77 G	----	----	----
XR650L	93-09	670232 10.20 G	670233 8.83 G	----	----
XR650L	12-15	670232 10.20 G	670233 8.83 G	----	----
XR650R	00-07	----	----	670216 11.27 G	670218 11.89 E
<b>HUSABERG</b>					
FE 250	14	----	----	----	682094 14.99 E
TE 250	14	----	----	----	682094 14.99 E
TE 300	14	----	----	----	682094 14.99 E
FE 450	14	----	----	----	682094 14.99 E
FE 501	14	----	----	----	682094 14.99 E
<b>HUSQVARNA</b>					
TC 125	15	----	----	----	682094 14.99 E
FC 250	14-15	----	----	----	682094 14.99 E
FE 250	14-15	----	----	----	682094 14.99 E
TE 250 2-STROKE	14-15	----	----	----	682094 14.99 E
TE 300 2-STROKE	14-15	----	----	----	682094 14.99 E
FC 350	14-15	----	----	----	682094 14.99 E
FE 350	14-15	----	----	----	682094 14.99 E
FC 450	15	----	----	----	682094 14.99 E
FE 450	14-15	----	----	----	682094 14.99 E
FE 501	14-15	----	----	----	682094 14.99 E
<b>KAWASAKI</b>					
KDX 50	03-06	----	670425 13.50 E	----	----
KX 60	83-88	----	----	670309 10.77 G	670333 8.50 E
KX 60	90-02	----	----	670309 10.77 G	670333 8.50 E
KX 60	03	----	----	----	670333 8.50 E
KX 65	00-16	----	----	670310 11.27 G	670329 17.82 G
KD 80	88-90	----	670315 10.17 E	----	----
KX 80	83	----	----	670309 10.77 G	----
KX 80	84-87	----	----	670309 10.77 G	670317 10.77 G
KX 80	88-93	----	----	670309 10.77 G	670318 10.77 G
KX 80	94-96	----	----	670309 10.77 G	670218 11.89 E

## MOTION PRO O.E. REPLACEMENT LEVERS CONTINUED

MODEL	YEAR	BLACK L.H.	BLACK R.H.	POLISHED L.H.	POLISHED R.H.
<b>KAWASAKI CONTINUED</b>					
KX 80	97	----	----	670309 10.77 G	670319 10.65 E
KX 80	98-00	----	----	670310 11.27 G	670319 10.65 E
KX 85	01-16	----	----	670310 11.27 G	670329 17.82 G
KX 100	95-96	----	----	670309 10.77 G	670218 11.89 E
KX 100	97	----	----	670309 10.77 G	670319 10.65 E
KX 100	98-00	----	----	670310 11.27 G	670319 10.65 E
KX 100	01-09	----	----	670310 11.27 G	670329 17.82 G
KX 100	11-16	----	----	670310 11.27 G	670329 17.82 G
KLX 110	02 -16	----	----	----	670333 8.50 E
KLX 110D MANUAL CLUTCH	10-16	----	----	670338 10.47 G	670333 8.50 E
KD 125	75-79	----	----	670309 10.77 G	----
KLX 125	03-06	----	----	670404 10.77 G	670506 10.77 G
KLX 125L	03-06	----	----	670404 10.77 G	670318 10.77 G
KX 125	75-81	----	----	670309 10.77 G	----
KX 125	82-86	----	----	670309 10.77 G	670317 10.77 G
KX 125	87	----	----	670309 10.77 G	----
KX 125	88-89	----	----	670309 10.77 G	670318 10.77 G
KX 125	90	----	----	670310 11.27 G	670318 10.77 G
KX 125	91-92	----	----	670310 11.27 G	670318 10.77 G
KX 125	93-96	----	----	670310 11.27 G	670218 11.89 E
KX 125	97-99	----	----	670310 11.27 G	670319 10.65 E
KX 125	00-03	----	----	670310 11.27 G	670329 17.82 G
KX 125	04-05	----	----	670310 11.27 G	670329 17.82 G
KLX 140A	08-16	----	----	670338 10.47 G	670408 10.77 G
KLX 140 BIG WHEEL	08-16	----	----	670338 10.47 G	670408 10.77 G
KD 175	76-79	----	----	670309 10.77 G	----
KDX 175	80-82	----	----	670309 10.77 G	----
KDX 200	83-85	----	----	670309 10.77 G	----
KDX 200	86-88	----	----	670309 10.77 G	670317 10.77 G
KDX 200	89-94	----	----	670309 10.77 G	670318 10.77 G
KDX 200	95-06	----	----	670309 10.77 G	670218 11.89 E
KDX 220R	97-05	----	----	670309 10.77 G	670218 11.89 E
KDX 250	80-84	----	----	670309 10.77 G	----
KDX 250	9 -94	----	----	670309 10.77 G	670318 10.77 G
KL 250D	91-05	670400 10.39 E	670315 10.17 E	----	----
KL 250G SUPER SHERPA	00-02	----	----	670401 10.17 E	----
KLX 250	79-80	----	----	670309 10.77 G	----
KLX 250D	94-96	----	----	670309 10.77 G	670218 11.89 E
KLX 250H	06-07	----	----	670401 10.17 E	670408 10.77 G
KLX 250T	09-14	----	----	142721 12.08 G	----
KX 250	75-81	----	----	670309 10.77 G	----
KX 250	82-86	----	----	670309 10.77 G	670317 10.77 G
KX 250	87	----	----	670309 10.77 G	----
KX 250	88-89	----	----	670309 10.77 G	670318 10.77 G
KX 250	90	----	----	670310 11.27 G	670318 10.77 G
KX 250	91-92	----	----	670310 11.27 G	670318 10.77 G
KX 250	93	----	----	670310 11.27 G	----
KX 250	94-96	----	----	670310 11.27 G	670218 11.89 E
KX 250	97-99	----	----	670310 11.27 G	670319 10.65 E
KX 250	00-04	----	----	670310 11.27 G	670329 17.82 G
KX 250	05-07	----	----	670525 10.91 G	670329 17.82 G
KX 250F	04	----	----	670310 11.27 G	670329 17.82 G
KX 250F	05-10	----	----	670525 10.91 G	670329 17.82 G
KX 250F	11-12	----	----	670525 10.91 G	670329 17.82 G
KX 250F	13-14	----	----	670525 10.91 G	670540 19.03 G
KX 250F	15-16	----	----	670525 10.91 G	----
KLX 300A	97-07	----	----	670309 10.77 G	670218 11.89 E
KDX 400	79-80	----	----	670309 10.77 G	----

- accessories
- body
- handlebar & grips
- cables & levers**
- exhaust
- engine
- fuel & intake
- electrical & ignition
- clutch
- drive
- bearings
- brakes
- steering & suspension
- tires
- tools & shop

# CABLES & LEVERS

## MOTION PRO O.E. REPLACEMENT LEVERS CONTINUED

MODEL	YEAR	BLACK L.H.	BLACK R.H.	POLISHED L.H.	POLISHED R.H.
<b>KAWASAKI CONTINUED</b>					
KLX 400A	03	----	----	670419 10.38 E	670428 9.97 G
KX 400	75-76	----	----	670309 10.77 G	----
KDX 420	81	----	----	670309 10.77 G	----
KX 420	80-81	----	----	670309 10.77 G	----
KDX 450	82	----	----	670309 10.77 G	----
KLX 450A	08-09	----	----	670338 10.47 G	670329 17.82 G
KLX 450AA (AUSTRALIAN)	12	----	----	670338 10.47 G	670408 10.77 G
KLX 450AA (AUSTRALIAN)	13	----	----	670338 10.47 G	670329 17.82 G
KX 450F	06-08	----	----	670525 10.91 G	670329 17.82 G
KX 450F	09-12	----	----	670525 10.91 G	670329 17.82 G
KX 450F	13-14	----	----	670525 10.91 G	670540 19.03 G
KX 450F	15-16	----	----	670525 10.91 G	----
KX 500	83-86	----	----	670309 10.77 G	670317 10.77 G
KX 500	87	----	----	670309 10.77 G	----
KX 500	88-89	----	----	670309 10.77 G	670318 10.77 G
KX 500	90	----	----	670310 11.27 G	670318 10.77 G
KX 500	91-93	----	----	670310 11.27 G	670318 10.77 G
KX 500	94-96	----	----	670310 11.27 G	670218 11.89 E
KX 500	97-03	----	----	670310 11.27 G	670319 10.65 E
KX 500	04	----	----	670310 11.27 G	670329 17.82 G
KL 600A	84	670400 10.39 E	----	----	----
KL 600B	85-86	670400 10.39 E	----	----	----
KL 650A	87-07	670400 10.39 E	670315 10.17 E	----	----
KL 650B TENGAI	90-91	670400 10.39 E	670315 10.17 E	----	----
KL 650E	08-15	----	----	142721 12.08 G	670408 10.77 G
KLX 650A	93-95	----	----	670309 10.77 G	670218 11.89 E
KLX 650C	93-96	----	----	670401 10.17 E	670408 10.77 G
KLX 650D	96	----	----	670309 10.77 G	670218 11.89 E
<b>KTM</b>					
125 SX	14-15	----	----	----	682094 14.99 E
150 SX	14-15	----	----	----	682094 14.99 E
150 XC	14	----	----	----	682094 14.99 E
200 XCW	14 -16	----	----	----	682094 14.99 E
250 SX	14-15	----	----	----	682094 14.99 E
250 SXF	14-15	----	----	----	682094 14.99 E
250 XC 2T E-START	14-15	----	----	----	682094 14.99 E
250 XCF	14-15	----	----	----	682094 14.99 E
250 XCFW	14-15	----	----	----	682094 14.99 E
250 XCW	14-15	----	----	----	682094 14.99 E
300 XC	14-15	----	----	----	682094 14.99 E
300 XCW	14 -15	----	----	----	682094 14.99 E
300 XCWSD SIX DAYS	14-15	----	----	----	682094 14.99 E
350 EXCF	14-15	----	----	----	682094 14.99 E
350 SXF FI	14-15	----	----	----	682094 14.99 E
350 XCF	14-15	----	----	----	682094 14.99 E
350 XCFW	14-16	----	----	----	682094 14.99 E
350 XCFWSD SIX DAYS	15	----	----	----	682094 14.99 E
450 SXF	14-15	----	----	----	682094 14.99 E
450 SXFFE FI FACTORY EDITION	14	----	----	----	682094 14.99 E
450 XCF	14-15	----	----	----	682094 14.99 E
450 XCW	14-15	----	----	----	682094 14.99 E
500 EXC	14-15	----	----	----	682094 14.99 E
500 XCW	14-15	----	----	----	682094 14.99 E

## MOTION PRO O.E. REPLACEMENT LEVERS CONTINUED

MODEL	YEAR	BLACK L.H.	BLACK R.H.	POLISHED L.H.	POLISHED R.H.
<b>SUZUKI</b>					
JR 50	78 -06	----	670425 13.50 E	----	----
RM 65	03-05	----	----	670310 11.27 G	670329 17.82 G
RM 80	82-85	----	----	670404 10.77 G	670506 10.77 G
RM 80	86-01	----	----	670404 10.77 G	670318 10.77 G
RM 85	02-04	----	----	670404 10.77 G	670318 10.77 G
RM 85	05-10	----	----	670405 11.67 E	670329 17.82 G
RM 85	12	----	----	670405 11.67 E	670329 17.82 G
RM 85	15	----	----	670405 11.67 E	670329 17.82 G
RM 85L	06	----	----	670405 11.67 E	670329 17.82 G
DR 100	90	----	----	670404 10.77 G	----
DS 100	80-81	----	----	670404 10.77 G	670506 10.77 G
RM 100	03	----	----	670310 11.27 G	670329 17.82 G
TS 100 HONCHO	80-81	----	----	670404 10.77 G	----
DRZ 110	03-05	----	----	----	670333 8.50 E
DR 125	86-87	----	670407 10.39 E	----	----
DR 125SE	94-96	----	----	670401 10.17 E	670408 10.77 G
DRZ 125	03-08	----	----	670404 10.77 G	670506 10.77 G
DRZ 125	09	----	----	----	670506 10.77 G
DRZ 125	12-13	----	----	670419 10.38 E	----
DRZ 125 (CAN)	10	----	----	670419 10.38 E	----
DRZ 125L	03-08	----	----	670404 10.77 G	670318 10.77 G
DRZ 125L	09	----	----	----	670318 10.77 G
DRZ 125L	12-13	----	----	670419 10.38 E	670318 10.77 G
DRZ 125L (CAN)	10	----	----	670419 10.38 E	----
DS 125	80-81	----	----	670404 10.77 G	670506 10.77 G
RM 125	82-84	----	----	670404 10.77 G	670506 10.77 G
RM 125	85-91	----	----	670404 10.77 G	670318 10.77 G
RM 125	92-95	----	----	670405 11.67 E	670318 10.77 G
RM 125	96	670503 11.00 G	670204 11.67 E	----	----
RM 125	97-03	----	----	670405 11.67 E	670218 11.89 E
RM 125	04-08	----	----	670405 11.67 E	670329 17.82 G
SP 125	86	----	670407 10.39 E	----	----
SP 125	87-88	----	670407 10.39 E	670404 10.77 G	----
TS 125 DUSTER	80-81	----	----	670404 10.77 G	----
DS 185	80	----	----	670404 10.77 G	670506 10.77 G
TS 185 SIERRA	80-81	----	----	670404 10.77 G	----
DR 200	86-87	----	670407 10.39 E	----	----
DR 200SE	96-09	----	----	670401 10.17 E	670408 10.77 G
DR 200SE	13	----	----	----	670408 10.77 G
SP 200	86	----	670407 10.39 E	----	----
SP 200	87-88	----	670407 10.39 E	670404 10.77 G	----
DR 250	90-93	----	----	670404 10.77 G	670318 10.77 G
DR 250S	90-92	----	----	670404 10.77 G	670408 10.77 G
DR 250SE	93-94	----	----	670401 10.17 E	670408 10.77 G
DRZ 250	01-07	----	----	670419 10.38 E	670318 10.77 G
DS250	80	----	----	670404 10.77 G	----
RM 250	82-84	----	----	670404 10.77 G	670506 10.77 G
RM 250	85-91	----	----	670404 10.77 G	670318 10.77 G
RM 250	92-95	----	----	670405 11.67 E	670318 10.77 G
RM 250	96	670503 11.00 G	670204 11.67 E	----	----
RM 250	97 -03	----	----	670405 11.67 E	670218 11.89 E
RM 250	04 -08	----	----	670405 11.67 E	670329 17.82 G
RMX 250	89 -98	----	----	670404 10.77 G	670318 10.77 G
RMZ 250	04	----	----	670310 11.27 G	670329 17.82 G
RMZ 250	05-06	----	----	670525 10.91 G	670329 17.82 G
RMZ 250	07-16	----	----	670427 8.29 G	670329 17.82 G

- accessories
- body
- handlebar & grips
- cables & levers**
- exhaust
- engine
- fuel & intake
- electrical & ignition
- clutch
- drive
- bearings
- brakes
- steering & suspension
- tires
- tools & shop

# CABLES & LEVERS

## MOTION PRO O.E. REPLACEMENT LEVERS CONTINUED

MODEL	YEAR	BLACK L.H.	BLACK R.H.	POLISHED L.H.	POLISHED R.H.
<b>SUZUKI CONTINUED</b>					
TS 250 SAVAGE	80-81	----	----	670404 10.77 G	----
DR 350	90-00	----	----	670404 10.77 G	670318 10.77 G
DR 350S	90-93	----	----	670404 10.77 G	670408 10.77 G
DR 350SE	94-99	----	----	670401 10.17 E	670408 10.77 G
DR 400	80	----	----	670404 10.77 G	670506 10.77 G
DRZ 400E	00-07	----	----	670419 10.38 E	670218 11.89 E
DRZ 400K	01-04	----	----	670404 10.77 G	670218 11.89 E
DRZ 400S	00-09	----	----	670419 10.38 E	670428 9.97 G
DRZ 400S	11-15	----	----	670419 10.38 E	670428 9.97 G
DRZ 400Y	00	----	----	670404 10.77 G	670218 11.89 E
SP 400	80	----	----	670404 10.77 G	----
RMX 450 ENDURO X-COUNTRY	10-11	----	----	----	670329 17.82 G
RMZ 450	05-16	----	----	670427 8.29 G	670329 17.82 G
RM 465	82	----	----	670404 10.77 G	670506 10.77 G
DR 500	81	----	----	670404 10.77 G	----
RM 500	8-84	----	----	670404 10.77 G	670506 10.77 G
SP 500	81	----	----	670404 10.77 G	----
DL 650 V-STROM	04-06	----	----	670401 10.17 E	142736 20.33 G
DL 650 V-STROM	07-09	----	----	670401 10.17 E	142733 21.08 E
DL 650A (V-STROM 650 ABS ADVENTURE)	07-09	----	----	670401 10.17 E	142736 20.33 G
DL 650A (V-STROM 650 ABS ADVENTURE)	12	----	----	142735 9.92 E	----
DR 650S	90-93	----	670407 10.39 E	----	----
DR 650SE DUAL SPORT	92-93	----	----	670404 10.77 G	----
DR 650SE DUAL SPORT	94-09	----	670407 10.39 E	----	----
DR 650SE DUAL SPORT	11-16	----	670407 10.39 E	----	----
DL 1000 V-STROM	02-09	----	----	142742 28.33 G	142736 20.33 G
DL 1000 V-STROM	12	----	----	142742 28.33 G	142736 20.33 G
<b>YAMAHA</b>					
YZ 50	80	----	----	670405 11.67 E	670506 10.77 G
YZ 60	81-83	----	----	670405 11.67 E	670506 10.77 G
BW 80 BIG WHEEL	86-88	----	----	----	670506 10.77 G
BW 80 BIG WHEEL	90	----	----	----	670506 10.77 G
PW 80 Y-ZINGER	83-85	----	----	----	670506 10.77 G
PW 80 Y-ZINGER	91-06	----	----	----	670506 10.77 G
YZ 80	79-82	----	----	670405 11.67 E	670506 10.77 G
YZ 80	83-85	----	----	670405 11.67 E	670506 10.77 G
YZ 80	86-96	----	----	670405 11.67 E	670507 10.77 G
YZ 80	97-00	----	----	670405 11.67 E	670515 10.65 E
YZ 80	01	----	----	670405 11.67 E	670329 17.82 G
YZ 85	02-12	----	----	670405 11.67 E	670329 17.82 G
YZ 85	13-14	----	----	670405 11.67 E	670329 17.82 G
YZ 85	15	----	----	----	670329 17.82 G
TTR 90	01-07	----	----	----	670506 10.77 G
MX 100	81-83	----	----	670405 11.67 E	670506 10.77 G
RT 100	90	----	----	670405 11.67 E	670506 10.77 G
RT 100	92-00	----	----	670405 11.67 E	670506 10.77 G
YZ 100	76-78	670502 11.00 G	----	----	----
YZ 100	79-83	----	----	670405 11.67 E	670506 10.77 G
TTR 110E	08-09	----	----	----	670506 10.77 G
TTR 110E	11-15	----	----	----	670506 10.77 G
DT 125	78-79	670502 11.00 G	----	----	----
DT 125	80-81	670502 11.00 G	670516 10.39 E	----	----
IT 125	80-81	----	----	670405 11.67 E	670506 10.77 G
TT 125	80-81	----	----	670405 11.67 E	----



## MOTION PRO O.E. REPLACEMENT LEVERS CONTINUED

MODEL	YEAR	BLACK L.H.		BLACK R.H.		POLISHED L.H.		POLISHED R.H.	
<b>YAMAHA CONTINUED</b>									
TTR 125E	00-04	----		----		670405	11.67 E	670506	10.77 G
TTR 125E	05-09	----		----		670405	11.67 E	670506	10.77 G
TTR 125L (FRONT DISC BRAKE)	00-04	----		----		670405	11.67 E	670514	10.77 G
TTR 125L (FRONT DISC BRAKE)	05-09	----		----		670405	11.67 E	670514	10.77 G
TTR 125L (FRONT DISC BRAKE)	11-15	----		----		670405	11.67 E	670514	10.77 G
XT 125	82-83	670502	11.00 G	670516	10.39 E	----		----	
YZ 125	77	670502	11.00 G	----		----		----	
YZ 125	78-82	----		----		670405	11.67 E	670506	10.77 G
YZ 125	83-84	----		----		670405	11.67 E	670506	10.77 G
YZ 125	85-88	----		----		670405	11.67 E	670507	10.77 G
YZ 125	89	----		----		670405	11.67 E	----	
YZ 125	90-95	----		----		670405	11.67 E	670514	10.77 G
YZ 125	96-99	----		----		670405	11.67 E	670515	10.65 E
YZ 125	00	----		----		670525	10.91 G	670515	10.65 E
YZ 125	01-07	----		----		670525	10.91 G	670329	17.82 G
YZ 125	08-15	----		----		670525	10.91 G	670540	19.03 G
DT 175	78	670502	11.00 G	----		----		----	
DT 175	79-81	670502	11.00 G	670516	10.39 E	----		----	
IT 175	77-78	670502	11.00 G	----		----		----	
IT 175	79-83	----		----		670405	11.67 E	670506	10.77 G
MX 175	79-80	670502	11.00 G	----		----		----	
MX 175	81	----		----		670405	11.67 E	670506	10.77 G
YZ 175	76	670502	11.00 G	----		----		----	
RT 180	95-98	----		----		----		670534	10.77 G
BW 200 BIG WHEEL	85-88	----		----		670405	11.67 E	670506	10.77 G
IT 200	84-85	----		----		670405	11.67 E	670506	10.77 G
IT 200	86	----		----		670405	11.67 E	670507	10.77 G
TW 200	87-00	----		----		670405	11.67 E	670506	10.77 G
TW 200	01-15	----		----		670405	11.67 E	670507	10.77 G
WR 200	92	----		----		670405	11.67 E	----	
XT 200	82-83	670502	11.00 G	670516	10.39 E	----		----	
TT 225	86-87	----		----		670405	11.67 E	670507	10.77 G
TTR 225	99-04	----		----		670535	8.68 E	670534	10.77 G
XT 225	92-94	670503	11.00 G	142771	10.39 E	----		----	
XT 225	95-07	----		----		670405	11.67 E	670507	10.77 G
TTR 230	05-09	----		----		670535	8.68 E	670329	17.82 G
TTR 230	11-15	----		----		670535	8.68 E	670329	17.82 G
IT 250	77-78	670502	11.00 G	----		----		----	
IT 250	79-83	----		----		670405	11.67 E	670506	10.77 G
TT 250	80-82	----		----		670405	11.67 E	670506	10.77 G
TTR 250	99-06	----		----		670405	11.67 E	670507	10.77 G
WR 250	89-91	----		----		----		----	
WR 250	92-96	----		----		670405	11.67 E	670514	10.77 G
WR 250	97	----		----		670405	11.67 E	670515	10.65 E
WR 250	98	----		----		----		----	
WR 250F	01	----		----		----		----	
WR 250F	01-02	----		----		670525	10.91 G	670329	17.82 G
WR 250F	03-04	----		----		670532	8.08 G	670329	17.82 G
WR 250F	05-09	----		----		142795	9.80 G	670329	17.82 G
WR 250F	11-13	----		----		142795	9.80 G	670329	17.82 G
WR 250F	15	----		----		142795	9.80 G	670329	17.82 G
WR 250R DUAL SPORT	08-15	----		----		670405	11.67 E	670507	10.77 G
WR 250Z	91	----		----		670405	11.67 E	670514	10.77 G
XT 250	80-84	670502	11.00 G	670516	10.39 E	----		----	
XT 250	08-15	----		----		670405	11.67 E	670507	10.77 G
YZ 250	77	670502	11.00 G	----		----		----	
YZ 250	78-82	----		----		670405	11.67 E	670506	10.77 G
YZ 250	83-84	----		----		670405	11.67 E	670506	10.77 G

- accessories
- body
- handlebar & grips
- cables & levers**
- exhaust
- engine
- fuel & intake
- electrical & ignition
- clutch
- drive
- bearings
- brakes
- steering & suspension
- tires
- tools & shop

# CABLES & LEVERS

## MOTION PRO O.E. REPLACEMENT LEVERS CONTINUED

MODEL	YEAR	BLACK L.H.	BLACK R.H.	POLISHED L.H.	POLISHED R.H.
<b>YAMAHA CONTINUED</b>					
YZ 250	85-88	----	----	670405 11.67 E	670507 10.77 G
YZ 250	89	----	----	----	----
YZ 250	90-95	----	----	670405 11.67 E	670514 10.77 G
YZ 250	96-99	----	----	670405 11.67 E	670515 10.65 E
YZ 250	00	----	----	670525 10.91 G	670515 10.65 E
YZ 250	01-07	----	----	670525 10.91 G	670329 17.82 G
YZ 250	08-14	----	----	670525 10.91 G	670540 19.03 G
YZ 250	15	----	----	670525 10.91 G	670540 19.03 G
YZ 250F	01-06	----	----	670525 10.91 G	670329 17.82 G
YZ 250F	01-08	----	----	----	----
YZ 250F	07-08	----	----	670525 10.91 G	670540 19.03 G
YZ 250F	09-16	----	----	142796 9.80 G	670540 19.03 G
YZ 250F X-COUNTRY	15	----	----	142795 9.80 G	670540 19.03 G
YZ 250WR	89	----	----	670405 11.67 E	
YZ 250WR	90	----	----	670405 11.67 E	670514 10.77 G
BW 350 BIG WHEEL	87-88	----	----	670405 11.67 E	670506 10.77 G
TT 350	86-87	----	----	670405 11.67 E	670507 10.77 G
TY 350	85-86	----	----	670405 11.67 E	670506 10.77 G
XT 350	85-00	670502 11.00 G	142771 10.39 E	----	----
IT 400	76-78	670502 11.00 G	----	----	----
IT 400	79	----	----	670405 11.67 E	670506 10.77 G
WR 400F	98-99	----	----	670405 11.67 E	670515 10.65 E
WR 400F	00	----	----	----	----
WR 400F	00	----	----	670525 10.91 G	670515 10.65 E
YZ 400	77-78	670502 11.00 G	----	----	----
YZ 400	79	----	----	670405 11.67 E	670506 10.77 G
YZ 400F	98-99	----	----	670405 11.67 E	670515 10.65 E
IT 425	80	----	----	670405 11.67 E	670506 10.77 G
WR 426F	01-02	----	----	----	----
WR 426F	01-02	----	----	670525 10.91 G	670329 17.82 G
YZ 426F	00	----	----	670525 10.91 G	670515 10.65 E
YZ 426F	00-02	----	----	----	----
YZ 426F	01-02	----	----	670525 10.91 G	670329 17.82 G
WR 450F	03-04	----	----	670532 8.08 G	670329 17.82 G
WR 450F	05-09	----	----	142795 9.80 G	670329 17.82 G
WR 450F	11-15	----	----	142795 9.80 G	670329 17.82 G
YZ 450F	03-07	----	----	670525 10.91 G	670329 17.82 G
YZ 450F	03-08	----	----	----	----
YZ 450F	08	----	----	670525 10.91 G	670540 19.03 G
YZ 450F	09-16	----	----	142796 9.80 G	670540 19.03 G
IT 465	81-82	----	----	670405 11.67 E	670506 10.77 G
YZ 465	80-81	----	----	670405 11.67 E	670506 10.77 G
IT 490	83	----	----	670405 11.67 E	670506 10.77 G
YZ 490	82-83	----	----	670405 11.67 E	670506 10.77 G
YZ 490	84	----	----	670405 11.67 E	670506 10.77 G
YZ 490	85-90	----	----	670405 11.67 E	670507 10.77 G
TT 500	76-78	670502 11.00 G	----	----	----
TT 500	79-80	670502 11.00 G	670516 10.39 E	----	----
TT 500	81	----	----	670405 11.67 E	670506 10.77 G
WR 500	92-93	----	----	670405 11.67 E	670514 10.77 G
XT 500	76-78	670502 11.00 G	----	----	----
XT 500	79-81	670502 11.00 G	670516 10.39 E	----	----
XT 550	82-83	670502 11.00 G	670516 10.39 E	----	----
TT 600	83-84	----	----	670405 11.67 E	670506 10.77 G
TT 600	85-86	----	----	670405 11.67 E	670507 10.77 G
XT 600	84-95	670502 11.00 G	142771 10.39 E	----	----
XTZ 1200 SUPER TENERE	12-14	----	----	----	143830 27.35 G

## MOTION PRO FORGED LEVERS

Dirt bikes lead a hard life. They are ridden hard in rough conditions, and it's not unusual for a dirt bike to hit the ground several times during a ride. Dirt bikes are built pretty tough, but unless the rider is using hand guards, the levers are often short lived.

The stock levers on many motorcycles are made of cast aluminum, which is light and inexpensive to produce, but they are not very crash resistant, and bend and break easily. Forged levers cost more to produce, but are far more durable.

Motion Pro is well known for its complete line of control levers for nearly all motorcycles, and our forged MX levers are the top of the line we offer. Forged from 6061-T6 Aluminum, they are strong and light. Our forged clutch levers feature a needle bearing in the pivot for increased precision and clutch feel.



- accessories
- body
- handlebar & grips
- cables & levers**
- exhaust
- engine
- fuel & intake
- electrical & ignition
- clutch
- drive
- bearings
- brakes
- steering & suspension
- tires
- tools & shop

MODEL	YEAR	POLISHED L.H.		POLISHED R.H.		POLISHED L.H. SHORT
<b>BETA</b>						
250 RR	05-06	----		142810	17.74 E	----
250 RR 2T	13-14	142808	39.53 E	142810	17.74 E	----
300 RR 2T	13-14	142808	39.53 E	142810	17.74 E	----
350 RR	11	----		142810	17.74 E	----
350 RR	12-14	142808	39.53 E	142810	17.74 E	----
400 RR	05-11	----		142810	17.74 E	----
400 RR	12-14	142808	39.53 E	142810	17.74 E	----
450 RR	05-11	----		142810	17.74 E	----
450 RR	12-14	142808	39.53 E	142810	17.74 E	----
450 RS	11	----		----		----
498 RR	12-14	142808	39.53 E	142810	17.74 E	----
520 RR	10-11	----		142810	17.74 E	----
525 RR	05-07	----		142810	17.74 E	----
525 RR	08	----		----		----
525 RR	09	----		142810	17.74 E	----
<b>GAS GAS</b>						
EC 125	01-08	----		142810	17.74 E	----
MC 125	02-08	----		142810	17.74 E	----
SM 125 SUPER MOTARD	05-08	----		142810	17.74 E	----
EC 200	99-08	----		142810	17.74 E	----
EC 250	00-08	----		142810	17.74 E	----
MC 250	02-08	----		142810	17.74 E	----
SM 250 SUPER MOTARD	05	----		142810	17.74 E	----
EC 300	99-08	----		142810	17.74 E	----
<b>HONDA</b>						
CR80R	96-97	142809	21.33 G	----		----
CR80R	98	142809	21.33 G	142810	17.74 E	----
CR80R	99	142809	21.33 G	----		----
CR80R	00-02	142809	21.33 G	142810	17.74 E	----
CR80RB	96-97	142809	21.33 G	----		----
CR80RB	98	142809	21.33 G	142810	17.74 E	----
CR80RB	99	142809	21.33 G	----		----
CR80RB	00-02	142809	21.33 G	142810	17.74 E	----
CR85R	03-07	142809	21.33 G	142810	17.74 E	----
CR85RB	03-07	142809	21.33 G	142810	17.74 E	----
CR125R	96-03	142809	21.33 G	142810	17.74 E	----
CR125R	04-07	142811	21.92 G	142810	17.74 E	----
CRF150F	03-09	----		142810	17.74 E	----
CRF150F	12-15	----		142810	17.74 E	----
CRF150R	07-09	142809	21.33 G	142810	17.74 E	----
CRF150R	12-15	142809	21.33 G	142810	17.74 E	----
CRF150RB	07-09	142809	21.33 G	142810	17.74 E	----
CRF150RB	12-15	142809	21.33 G	142810	17.74 E	----

# CABLES & LEVERS

## MOTION PRO FORGED LEVERS CONTINUED

MODEL	YEAR	POLISHED L.H.			POLISHED R.H.			POLISHED L.H. SHORT	
<b>HONDA CONTINUED</b>									
CRF230F	03-09	----			142810	17.74	E	----	
CRF230F	12-16	----			142810	17.74	E	----	
CR250R	96-97	142809	21.33	G	142810	17.74	E	----	
CR250R	98-03	142809	21.33	G	142810	17.74	E	----	
CR250R	04-07	142811	21.92	G	142810	17.74	E	----	
CRF250R	04-06	142811	21.92	G	142810	17.74	E	----	
CRF250R	07-09	142813	21.92	G	142812	31.65	G	----	
CRF250R	10-13	142813	21.92	G	142812	31.65	G	----	
CRF250R	14-15	142813	21.92	G	142812	31.65	G	----	
CRF250R	16	142813	21.92	G	142812	31.65	G	----	
CRF250X	04-08	142811	21.92	G	142810	17.74	E	----	
CRF250X	09	142811	21.92	G	142810	17.74	E	----	
CRF250X	12-13	142811	21.92	G	142810	17.74	E	----	
XR250R	96-04	142809	21.33	G	142810	17.74	E	----	
XR400R	96-04	142809	21.33	G	142810	17.74	E	----	
CRF450R	02-03	142809	21.33	G	142810	17.74	E	----	
CRF450R	04-06	142811	21.92	G	142810	17.74	E	----	
CRF450R	07-08	142813	21.92	G	142812	31.65	G	----	
CRF450R	09-16	142813	21.92	G	142812	31.65	G	----	
CRF450X	05-09	142811	21.92	G	142810	17.74	E	----	
CRF450X	12-14	142811	21.92	G	142810	17.74	E	----	
CR500R	96-01	142809	21.33	G	142810	17.74	E	----	
XR650R	00-07	142809	21.33	G	142810	17.74	E	----	
<b>HUSABERG</b>									
FE 250	13	142808	39.53	E	142805	19.38	G	----	
FE 250	14	142808	39.53	E	682090	28.11	J	----	
TE 250	11-13	142808	39.53	E	142805	19.38	G	----	
TE 250	14	142808	39.53	E	682090	28.11	J	----	
TE 300	11	142808	39.53	E	142805	19.38	G	----	
TE 300	12	142808	39.53	E	----			----	
TE 300	13	142808	39.53	E	142805	19.38	G	----	
TE 300	14	142808	39.53	E	682090	28.11	J	----	
FE 350	13	142808	39.53	E	142805	19.38	G	----	
FE 390	10-11	143512	38.59	G	142805	19.38	G	----	
FE 450	04-06	142800	30.65	G	----			142802	30.65 G
FE 450	07-08	142800	30.65	G	142801	18.14	G	142802	30.65 G
FE 450	09-11	143512	38.59	G	142805	19.38	G	----	
FE 450	14	142808	39.53	E	682090	28.11	J	----	
FX 450	10	143512	38.59	G	142805	19.38	G	----	
FE 501	04	142800	30.65	G	142801	18.14	G	142802	30.65 G
FE 501	13	142808	39.53	E	142805	19.38	G	----	
FE 501	14	142808	39.53	E	682090	28.11	J	----	
FC 550	04-06	142800	30.65	G	----			142802	30.65 G
FC 550	07	142800	30.65	G	142801	18.14	G	142802	30.65 G
FE 550	04-05	142800	30.65	G	----			142802	30.65 G
FE 550	07	----			142801	18.14	G	----	
FE 550	08	142800	30.65	G	142801	18.14	G	142802	30.65 G
FE 570	09-10	143512	38.59	G	142805	19.38	G	----	
FE 570	11	----			142805	19.38	G	----	
FE 570S	11	143512	38.59	G	142805	19.38	G	----	
FE 650	04-06	142800	30.65	G	----			142802	30.65 G
FE 650	07-08	142800	30.65	G	142801	18.14	G	142802	30.65 G

## MOTION PRO FORGED LEVERS CONTINUED

MODEL	YEAR	POLISHED L.H.		POLISHED R.H.		POLISHED L.H. SHORT
<b>HUSQVARNA</b>						
TC 85	14	682088	36.85 J	682088	36.85 J	----
CR 125	06-08	----		142805	19.38 G	----
TC 125	15	143512	38.59 G	682090	28.11 J	----
WR 125	06-07	----		142805	19.38 G	----
WR 125	09-10	----		142805	19.38 G	----
FC 250	14-15	142808	39.53 E	682090	28.11 J	----
FE 250	14-15	142808	39.53 E	682090	28.11 J	----
TC 250	04	142806	31.23 G	----		----
TC 250	05-06	142806	31.23 G	142805	19.38 G	----
TC 250	07-08	142806	31.23 G	----		----
TC 250	10-13	142808	39.53 E	----		----
TE 250 2-STROKE	14-15	142808	39.53 E	682090	28.11 J	----
TXC 250R	10-13	142808	39.53 E	----		----
WR 250	07-11	----		142805	19.38 G	----
TE 300 2-STROKE	14-15	142808	39.53 E	682090	28.11 J	----
WR 300	09-11	----		142805	19.38 G	----
TXC 310R	12-13	142808	39.53 E	----		----
FC 350	14-15	142808	39.53 E	682090	28.11 J	----
FE 350	14-15	142808	39.53 E	682090	28.11 J	----
TC 449	11-13	142808	39.53 E	----		----
TXC 449	11	142808	39.53 E	142805	19.38 G	----
TXC 449	12	142808	39.53 E	----		----
FC 450	14	142808	39.53 E	----		----
FC 450	15	142808	39.53 E	682090	28.11 J	----
FE 450	14-15	142808	39.53 E	682090	28.11 J	----
TC 450	04	142806	31.23 G	----		----
TC 450	05-06	142806	31.23 G	142805	19.38 G	----
TC 450	07-10	142806	31.23 G	----		----
TE 450	04	142806	31.23 G	----		----
TE 450	05-10	142806	31.23 G	142805	19.38 G	----
TXC 511	11	142808	39.53 E	142805	19.38 G	----
TXC 511	12	142808	39.53 E	----		----
FE 501	14-15	142808	39.53 E	682090	28.11 J	----
TC 510	05-06	142806	31.23 G	142805	19.38 G	----
TC 510	07-09	142806	31.23 G	----		----
TE 510	04	142806	31.23 G	----		----
TE 510	05-09	142806	31.23 G	142805	19.38 G	----
TE 510	10	142806	31.23 G	----		----
TE 510R	04	142806	31.23 G	----		----
<b>KAWASAKI</b>						
KX 65	00-16	142814	20.32 E	142816	24.47 G	----
KX 80	88-93	----		142815	18.67 G	----
KX 80	94-96	----		142810	17.74 E	----
KX 80	98-00	142814	20.32 E	----		----
KX 85	01-16	142814	20.32 E	142816	24.47 G	----
KX 100	95-96	----		142810	17.74 E	----
KX 100	98-00	142814	20.32 E	----		----
KX 100	01-09	142814	20.32 E	142816	24.47 G	----
KX 100	11-16	142814	20.32 E	142816	24.47 G	----
KLX 125L	03-06	----		142815	18.67 G	----
KX 125	88-89	----		142815	18.67 G	----
KX 125	90	142814	20.32 E	142815	18.67 G	----
KX 125	91-92	142814	20.32 E	142815	18.67 G	----
KX 125	93-96	142814	20.32 E	142810	17.74 E	----
KX 125	97-99	142814	20.32 E	----		----
KX 125	00-03	142814	20.32 E	142816	24.47 G	----

- accessories
- body
- handlebar & grips
- cables & levers**
- exhaust
- engine
- fuel & intake
- electrical & ignition
- clutch
- drive
- bearings
- brakes
- steering & suspension
- tires
- tools & shop

## MOTION PRO FORGED LEVERS CONTINUED

MODEL	YEAR	POLISHED L.H.		POLISHED R.H.		POLISHED L.H. SHORT		
<b>KAWASAKI CONTINUED</b>								
KX 125	04-05	142814	20.32 E	142816	24.47 G	----		
KDX 200	89-94	----		142815	18.67 G	----		
KDX 200	95-06	----		142810	17.74 E	----		
KDX 220R	97-05	----		142810	17.74 E	----		
KDX 250	91-94	----		142815	18.67 G	----		
KLX 250D	94-96	----		142810	17.74 E	----		
KX 250	88-89	----		142815	18.67 G	----		
KX 250	90	142814	20.32 E	142815	18.67 G	----		
KX 250	91-92	142814	20.32 E	142815	18.67 G	----		
KX 250	93	142814	20.32 E	142810	17.74 E	----		
KX 250	94-96	142814	20.32 E	142810	17.74 E	----		
KX 250	97-99	142814	20.32 E	----		----		
KX 250	00-04	142814	20.32 E	142816	24.47 G	----		
KX 250	05-07	142820	22.29 G	142816	24.47 G	----		
KX 250F	04	142814	20.32 E	142816	24.47 G	----		
KX 250F	05-10	----		142816	24.47 G	----		
KX 250F	11-12	142820	22.29 G	142816	24.47 G	----		
KX 250F	13-14	142820	22.29 G	143513	24.95 G	----		
KX 250F	15-16	142820	22.29 G	----		----		
KLX 300A	97-07	----		142810	17.74 E	----		
KLX 400B	03	----		142810	17.74 E	----		
KLX 450A	08-09	----		142816	24.47 G	----		
KX 450F	06-08	----		142816	24.47 G	----		
KX 450F	09-12	142820	22.29 G	142816	24.47 G	----		
KX 450F	13-14	142820	22.29 G	143513	24.95 G	----		
KX 450F	15-16	142820	22.29 G	----		----		
KX 500	88-89	----		142815	18.67 G	----		
KX 500	90	142814	20.32 E	142815	18.67 G	----		
KX 500	91-93	142814	20.32 E	142815	18.67 G	----		
KX 500	94-96	142814	20.32 E	142810	17.74 E	----		
KX 500	97-03	142814	20.32 E	----		----		
KX 500	04	142814	20.32 E	142816	24.47 G	----		
KLX 650A	93-95	----		142810	17.74 E	----		
KLX 650C	93-96	----		----		----		
KLX 650D	96	----		142810	17.74 E	----		
<b>KTM</b>								
65 SX	02-03	142800	30.65 G	142801	18.14 G	142802	30.65 G	
65 SX	04-11	142800	30.65 G	142803	25.71 E	142802	30.65 G	
65 SX	12-13	142800	30.65 G	682095	12.99 E	142802	30.65 G	
65 SX	14-16	682088	36.85 J	682088	36.85 J	----		
65 XC	08-09	142800	30.65 G	142803	25.71 E	142802	30.65 G	
85 SX	03-12	142800	30.65 G	142803	25.71 E	142802	30.65 G	
85 SX	13	682089	35.86 J	682089	35.86 J	----		
85 SX	14-16	682088	36.85 J	682088	36.85 J	----		
85 XC	08	142800	30.65 G	142803	25.71 E	142802	30.65 G	
105 SX	03-11	142800	30.65 G	142803	25.71 E	142802	30.65 G	
105 XC	08-09	142800	30.65 G	142803	25.71 E	142802	30.65 G	
125 EXC	98-99	142800	30.65 G	----		142802	30.65 G	
125 EXC	00-04	142800	30.65 G	142801	18.14 G	142802	30.65 G	
125 EXC	05	142800	30.65 G	142805	19.38 G	142802	30.65 G	
125 MXC	02	142800	30.65 G	----		142802	30.65 G	
125 SX	98-99	142800	30.65 G	----		142802	30.65 G	
125 SX	00	142800	30.65 G	----		142802	30.65 G	
125 SX	01-04	142800	30.65 G	142801	18.14 G	142802	30.65 G	

## MOTION PRO FORGED LEVERS CONTINUED

MODEL	YEAR	POLISHED L.H.		POLISHED R.H.		POLISHED L.H. SHORT	
<b>KTM CONTINUED</b>							
125 SX	05-08	142800	30.65 G	142805	19.38 G	142802	30.65 G
125 SX	09	143512	38.59 G	142805	19.38 G	----	
125 SX	11-13	143512	38.59 G	142805	19.38 G	----	
125 SX	14-15	143512	38.59 G	682090	28.11 J	----	
144 SX	07-08	142800	30.65 G	142805	19.38 G	142802	30.65 G
150 SX	09-13	143512	38.59 G	142805	19.38 G	----	
150 SX	14-15	143512	38.59 G	682090	28.11 J	----	
150 XC	10-13	143512	38.59 G	142805	19.38 G	----	
150 XC	14	143512	38.59 G	682090	28.11 J	----	
200 EXC	98-99	142800	30.65 G	----		142802	30.65 G
200 EXC	00-04	142800	30.65 G	142801	18.14 G	142802	30.65 G
200 EXC	05	142800	30.65 G	142805	19.38 G	142802	30.65 G
200 MXC	98-99	142800	30.65 G	----		142802	30.65 G
200 MXC	00-03	142800	30.65 G	142801	18.14 G	142802	30.65 G
200 SX	03-04	142800	30.65 G	142801	18.14 G	142802	30.65 G
200 XC	06-08	142800	30.65 G	142805	19.38 G	142802	30.65 G
200 XC	09	143512	38.59 G	142805	19.38 G	----	
200 XCW	06-08	142800	30.65 G	142805	19.38 G	142802	30.65 G
200 XCW	09-13	143512	38.59 G	142805	19.38 G	----	
200 XCW	14-16	143512	38.59 G	682090	28.11 J	----	
250 EXC	99	142800	30.65 G	----		142802	30.65 G
250 EXC	00-04	142800	30.65 G	142801	18.14 G	142802	30.65 G
250 EXC	05	142800	30.65 G	142805	19.38 G	142802	30.65 G
250 EXCG RACING	02-04	142800	30.65 G	142801	18.14 G	142802	30.65 G
250 FR FREERIDE	14-16	682088	36.85 J	682088	36.85 J	----	
250 MXC	99	142800	30.65 G	----		142802	30.65 G
250 MXC	00-02	142800	30.65 G	142801	18.14 G	142802	30.65 G
250 SX	99	142800	30.65 G	----		142802	30.65 G
250 SX	00-04	142800	30.65 G	142801	18.14 G	142802	30.65 G
250 SX	05	142800	30.65 G	142805	19.38 G	142802	30.65 G
250 SX	06-13	142808	39.53 E	142805	19.38 G	----	
250 SX	14-15	142808	39.53 E	682090	28.11 J	----	
250 SXF	06-13	142808	39.53 E	142805	19.38 G	----	
250 SXF	14-15	142808	39.53 E	682090	28.11 J	----	
250 XC 2T E-START	06-13	142808	39.53 E	142805	19.38 G	----	
250 XC 2T E-START	14-15	142808	39.53 E	682090	28.11 J	----	
250 XCF	07-09	142808	39.53 E	142805	19.38 G	----	
250 XCF	11-13	142808	39.53 E	142805	19.38 G	----	
250 XCF	14-15	142808	39.53 E	682090	28.11 J	----	
250 XCFW	07-09	142808	39.53 E	142805	19.38 G	----	
250 XCFW	12-13	142808	39.53 E	142805	19.38 G	----	
250 XCFW	14-15	142808	39.53 E	682090	28.11 J	----	
250 XCFWCE CHAMPIONS EDITION	10	142808	39.53 E	142805	19.38 G	----	
250 XCFWSD SIX DAYS	11	142808	39.53 E	142805	19.38 G	----	
250 XCW	07-13	142808	39.53 E	142805	19.38 G	----	
250 XCW	14-15	142808	39.53 E	682090	28.11 J	----	
300 EXC	99	142800	30.65 G	----		142802	30.65 G
300 EXC	00-04	142800	30.65 G	142801	18.14 G	142802	30.65 G
300 EXC	05	142800	30.65 G	142805	19.38 G	142802	30.65 G
300 MXC	99	142800	30.65 G	----		142802	30.65 G
300 MXC	00-04	142800	30.65 G	142801	18.14 G	142802	30.65 G
300 MXC	05	142800	30.65 G	142805	19.38 G	142802	30.65 G
300 XC	06-13	142808	39.53 E	142805	19.38 G	----	
300 XC	14-15	142808	39.53 E	682090	28.11 J	----	
300 XCW	06-13	142808	39.53 E	142805	19.38 G	----	
300 XCW	14-15	143512	38.59 G	682090	28.11 J	----	

- accessories
- body
- handlebar & grips
- cables & levers**
- exhaust
- engine
- fuel & intake
- electrical & ignition
- clutch
- drive
- bearings
- brakes
- steering & suspension
- tires
- tools & shop

## MOTION PRO FORGED LEVERS CONTINUED

MODEL	YEAR	POLISHED L.H.		POLISHED R.H.		POLISHED L.H. SHORT		
<b>KTM CONTINUED</b>								
300 XCWSD SIX DAYS	14-15	143512	38.59	G	682090	28.11	J	----
350 EXCF	12-13	142808	39.53	E	142805	19.38	G	----
350 EXCF	14-15	142808	39.53	E	682090	28.11	J	----
350 FR FREERIDE (European only)	12	682089	35.86	J	682089	35.86	J	----
350 FR FREERIDE (European only)	14	682088	36.85	J	682088	36.85	J	----
350 SXF FI	11-13	142808	39.53	E	142805	19.38	G	----
350 SXF FI	14-15	142808	39.53	E	682090	28.11	J	----
350 XCF	11-13	142808	39.53	E	142805	19.38	G	----
350 XCF	14-15	142808	39.53	E	682090	28.11	J	----
350 XCFW	12-13	142808	39.53	E	142805	19.38	G	----
350 XCFW	14-16	142808	39.53	E	682090	28.11	J	----
350 XCFWSD SIX DAYS	15	142808	39.53	E	682090	28.11	J	----
380 EXC	00-02	142800	30.65	G	142801	18.14	G	142802 30.65 G
380 MXC	00-01	142800	30.65	G	142801	18.14	G	142802 30.65 G
380 SX	00-02	142800	30.65	G	142801	18.14	G	142802 30.65 G
400 EXC	01-02	142800	30.65	G	142801	18.14	G	142802 30.65 G
400 EXCG RACING	05	142800	30.65	G	142805	19.38	G	142802 30.65 G
400 MXC	01-02	142800	30.65	G	142801	18.14	G	142802 30.65 G
400 SX	01-02	142800	30.65	G	142801	18.14	G	142802 30.65 G
400 XCW	07	142800	30.65	G	142805	19.38	G	142802 30.65 G
400 XCW	09-10	142808	39.53	E	142805	19.38	G	----
450 EXCG RACING	03-04	142800	30.65	G	142801	18.14	G	142802 30.65 G
450 EXCG RACING	05-06	142800	30.65	G	142805	19.38	G	142802 30.65 G
450 EXCR RACING	07-11	142808	39.53	E	142805	19.38	G	----
450 MXCG	03-04	142800	30.65	G	142801	18.14	G	142802 30.65 G
450 MXCG	05	142800	30.65	G	142805	19.38	G	142802 30.65 G
450 SXF	03-04	142800	30.65	G	142801	18.14	G	142802 30.65 G
450 SXF	05-07	142800	30.65	G	142805	19.38	G	142802 30.65 G
450 SXF	08	142808	39.53	E	142805	19.38	G	----
450 SXF	09-12	143512	38.59	G	142805	19.38	G	----
450 SXF	13	142808	39.53	E	142805	19.38	G	----
450 SXF	14-15	142808	39.53	E	682090	28.11	J	----
450 SXFFE FI FACTORY EDITION	12-13	142808	39.53	E	142805	19.38	G	----
450 SXFFE FI FACTORY EDITION	14	----			682090	28.11	J	----
450 XCF	06-07	142800	30.65	G	142805	19.38	G	142802 30.65 G
450 XCF	08	142808	39.53	E	142805	19.38	G	----
450 XCF	09	----			142805	19.38	G	----
450 XCF	13	142808	39.53	E	142805	19.38	G	----
450 XCF	14-15	142808	39.53	E	682090	28.11	J	----
450 XCFWCE CHAMPIONS EDITION	10	142808	39.53	E	142805	19.38	G	----
450 XCRW	08	142808	39.53	E	142805	19.38	G	----
450 XCW	07	142800	30.65	G	142805	19.38	G	142802 30.65 G
450 XCW	09	142808	39.53	E	142805	19.38	G	----
450 XCW	12-13	142808	39.53	E	142805	19.38	G	----
450 XCW	14-15	142808	39.53	E	682090	28.11	J	----
450 XCWSD SIX DAYS	10-11	142808	39.53	E	142805	19.38	G	----
500 EXC	12	142808	39.53	E	----			----
500 EXC	13	142808	39.53	E	142805	19.38	G	----
500 EXC	14-15	142808	39.53	E	682090	28.11	J	----
500 XCW	12-13	142808	39.53	E	142805	19.38	G	----
500 XCW	14-15	142808	39.53	E	682090	28.11	J	----
505 SXF	08	142800	30.65	G	142805	19.38	G	142802 30.65 G
505 XCF	08	142808	39.53	E	142805	19.38	G	----
505 XCF	09	142800	30.65	G	142805	19.38	G	142802 30.65 G
520 EXC	01-02	142800	30.65	G	142801	18.14	G	142802 30.65 G
520 MXC	01-02	142800	30.65	G	142801	18.14	G	142802 30.65 G



## MOTION PRO FORGED LEVERS CONTINUED

MODEL	YEAR	POLISHED L.H.		POLISHED R.H.		POLISHED L.H. SHORT	
<b>KTM CONTINUED</b>							
520 SX	01-02	142800	30.65 G	142801	18.14 G	142802	30.65 G
525 EXC RACING	03-04	142800	30.65 G	142801	18.14 G	142802	30.65 G
525 EXC RACING	05-06	142800	30.65 G	142805	19.38 G	142802	30.65 G
525 EXC RACING	07	142808	39.53 E	142805	19.38 G	----	
525 MXCG	03-04	142800	30.65 G	142801	18.14 G	142802	30.65 G
525 MXCG	05	142800	30.65 G	142805	19.38 G	142802	30.65 G
525 SX	03-04	142800	30.65 G	142801	18.14 G	142802	30.65 G
525 SX	05-06	142800	30.65 G	142805	19.38 G	142802	30.65 G
525 XC	07	142800	30.65 G	142805	19.38 G	142802	30.65 G
525 XCW	07	142800	30.65 G	142805	19.38 G	142802	30.65 G
530 EXC	10-11	142808	39.53 E	142805	19.38 G	----	
530 EXCCE CHAMPIONS EDITION	10	142808	39.53 E	142805	19.38 G	----	
530 EXCR RACING	08	142808	39.53 E	142805	19.38 G	----	
530 EXCR RACING	09	----		142805	19.38 G	----	
530 XCRW	08	142808	39.53 E	142805	19.38 G	----	
530 XCW	09	142808	39.53 E	142805	19.38 G	----	
530 XCWSD SIX DAYS	10-11	142808	39.53 E	142805	19.38 G	----	
641 LC4 ADVENTURE	04-07	142806	31.23 G	142807	20.53 E	----	
660 RFR RALLY FACTORY REPLICA	07	142806	31.23 G	142801	18.14 G	----	
690 ENDURO	08-12	142806	31.23 G	----		----	
690 ENDURO	13-15	143512	38.59 G	----		----	
690 RFR RALLY FACTORY REPLICA	08-09	142806	31.23 G	142801	18.14 G	----	
950 ADVENTURE	03-06	142806	31.23 G	142807	20.53 E	----	
950 SUPER ENDUROR	07-08	142806	31.23 G	----		----	
990 ADVENTURE	07-11	142806	31.23 G	142807	20.53 E	----	
990 ADVENTURE BAJA	13	142806	31.23 G	----		----	
990 ADVENTURE R	09-12	142806	31.23 G	142807	20.53 E	----	
<b>SUZUKI</b>							
RM 65	03-05	142814	20.32 E	142816	24.47 G	----	
RM 80	86-01	----		142815	18.67 G	----	
RM 85	02-04	----		142815	18.67 G	----	
RM 85	05-10	142817	20.53 E	142816	24.47 G	----	
RM 85	12	142817	20.53 E	142816	24.47 G	----	
RM 85	15	142817	20.53 E	142816	24.47 G	----	
RM 85L	06	142817	20.53 E	142816	24.47 G	----	
RM 100	03	142814	20.32 E	142816	24.47 G	----	
DRZ 125L	03-08	----		142815	18.67 G	----	
DRZ 125L	09	----		142815	18.67 G	----	
DRZ 125L	12-13	----		142815	18.67 G	----	
RM 125	85-91	----		142815	18.67 G	----	
RM 125	92-95	142817	20.53 E	142815	18.67 G	----	
RM 125	97-03	142817	20.53 E	142810	17.74 E	----	
RM 125	04-08	142817	20.53 E	142816	24.47 G	----	
DR 250	90-93	----		142815	18.67 G	----	
DRZ 250	01-07	----		142815	18.67 G	----	
RM 250	85-91	----		142815	18.67 G	----	
RM 250	92-95	142817	20.53 E	142815	18.67 G	----	
RM 250	97-03	142817	20.53 E	142810	17.74 E	----	
RM 250	04-08	142817	20.53 E	142816	24.47 G	----	
RMX 250	89-98	----		142815	18.67 G	----	
RMZ 250	04	142814	20.32 E	142816	24.47 G	----	
RMZ 250	05-06	----		142816	24.47 G	----	
RMZ 250	07-16	142818	23.09 G	142816	24.47 G	----	

- accessories
- body
- handlebar & grips
- cables & levers**
- exhaust
- engine
- fuel & intake
- electrical & ignition
- clutch
- drive
- bearings
- brakes
- steering & suspension
- tires
- tools & shop

## MOTION PRO FORGED LEVERS CONTINUED

MODEL	YEAR	POLISHED L.H.		POLISHED R.H.		POLISHED L.H. SHORT
<b>SUZUKI CONTINUED</b>						
DR 350	90-00	----		142815	18.67 G	----
DRZ 400E	00-07	----		142810	17.74 E	----
DRZ 400K	01-04	----		142810	17.74 E	----
DRZ 400Y	00	----		142810	17.74 E	----
RMX 450 ENDURO X-COUNTRY	10-11	----		142816	24.47 G	----
RMZ 450	05-16	142818	23.09 G	142816	24.47 G	----
<b>YAMAHA</b>						
YZ 50	80	142817	20.53 E	----		----
YZ 60	81-83	142817	20.53 E	----		----
YZ 80	79-82	142817	20.53 E	----		----
YZ 80	83-85	142817	20.53 E	----		----
YZ 80	86-96	142817	20.53 E	----		----
YZ 80	97-00	142817	20.53 E	142819	17.74 E	----
YZ 80	01	142817	20.53 E	142816	24.47 G	----
YZ 85	02-12	142817	20.53 E	142816	24.47 G	----
YZ 85	13-14	142817	20.53 E	142816	24.47 G	----
YZ 85	15	----		142816	24.47 G	----
MX 100	81-83	142817	20.53 E	----		----
RT 100	90	142817	20.53 E	----		----
RT 100	92-00	142817	20.53 E	----		----
YZ 100	79-83	142817	20.53 E	----		----
IT 125	80-81	142817	20.53 E	----		----
TT 125	80-81	142817	20.53 E	----		----
TTR 125E	00-04	142817	20.53 E	----		----
TTR 125E	05-09	142817	20.53 E	----		----
TTR 125L (FRONT DISC BRAKE)	00-04	142817	20.53 E	----		----
TTR 125L (FRONT DISC BRAKE)	05-09	142817	20.53 E	----		----
TTR 125L (FRONT DISC BRAKE)	11-15	142817	20.53 E	----		----
YZ 125	78-82	142817	20.53 E	----		----
YZ 125	83-84	142817	20.53 E	----		----
YZ 125	85-88	142817	20.53 E	----		----
YZ 125	89	142817	20.53 E	----		----
YZ 125	90-95	142817	20.53 E	----		----
YZ 125	96-99	142817	20.53 E	142819	17.74 E	----
YZ 125	00	142820	22.29 G	142819	17.74 E	----
YZ 125	01-07	142820	22.29 G	142816	24.47 G	----
YZ 125	08-15	142820	22.29 G	143513	24.95 G	----
IT 175	79-83	142817	20.53 E	----		----
MX 175	79-80	----		----		----
MX 175	81	142817	20.53 E	----		----
BW 200 BIG WHEEL	85-88	142817	20.53 E	----		----
IT 200	84-85	142817	20.53 E	----		----
IT 200	86	142817	20.53 E	----		----
TW 200	87-00	142817	20.53 E	----		----
TW 200	01-15	142817	20.53 E	----		----
WR 200	92	142817	20.53 E	----		----
TT 225	86-87	142817	20.53 E	----		----
XT 225	95-07	142817	20.53 E	----		----
TTR 230	05-09	----		142816	24.47 G	----
TTR 230	11-15	----		142816	24.47 G	----
IT 250	79-83	142817	20.53 E	----		----
TT 250	80-82	142817	20.53 E	----		----
TTR 250	99-06	142817	20.53 E	----		----
WR 250	92-96	142817	20.53 E	----		----
WR 250	97	142817	20.53 E	142819	17.74 E	----

## MOTION PRO FORGED LEVERS CONTINUED

MODEL	YEAR	POLISHED L.H.		POLISHED R.H.		POLISHED L.H. SHORT
<b>YAMAHA CONTINUED</b>						
WR 250F	01-02	142820	22.29 G	142816	24.47 G	----
WR 250F	03-04	142821	22.29 G	142816	24.47 G	----
WR 250F	05-09	----		142816	24.47 G	----
WR 250F	11-13	----		142816	24.47 G	----
WR 250F	15	----		142816	24.47 G	----
WR 250R DUAL SPORT	08-15	142817	20.53 E	----		----
WR 250Z	91	142817	20.53 E	----		----
XT 250	08-15	142817	20.53 E	----		----
YZ 250	78-82	142817	20.53 E	----		----
YZ 250	83-84	142817	20.53 E	----		----
YZ 250	85-88	142817	20.53 E	----		----
YZ 250	90-95	142817	20.53 E	----		----
YZ 250	96-99	142817	20.53 E	142819	17.74 E	----
YZ 250	00	142820	22.29 G	142819	17.74 E	----
YZ 250	01-07	142820	22.29 G	142816	24.47 G	----
YZ 250	08-14	142820	22.29 G	143513	24.95 G	----
YZ 250	15	142820	22.29 G	----		----
YZ 250F	01-06	142820	22.29 G	142816	24.47 G	----
YZ 250F	07-08	142820	22.29 G	143513	24.95 G	----
YZ 250F	09-16	143514	17.97 G	143513	24.95 G	----
YZ 250F X-COUNTRY	15	----		143513	24.95 G	----
YZ 250WR	89	142817	20.53 E	----		----
YZ 250WR	90	142817	20.53 E	----		----
BW 350 BIG WHEEL	87-88	142817	20.53 E	----		----
TT 350	86-87	142817	20.53 E	----		----
TY 350	85-86	142817	20.53 E	----		----
IT 400	79	142817	20.53 E	----		----
WR 400F	98-99	142817	20.53 E	142819	17.74 E	----
WR 400F	00	142820	22.29 G	142819	17.74 E	----
YZ 400	79	142817	20.53 E	----		----
YZ 400F	98-99	142817	20.53 E	142819	17.74 E	----
IT 425	80	142817	20.53 E	----		----
WR 426F	01-02	142820	22.29 G	142816	24.47 G	----
YZ 426F	00	142820	22.29 G	142819	17.74 E	----
YZ 426F	00-02	----		----		----
YZ 426F	01-02	142820	22.29 G	142816	24.47 G	----
WR 450F	03-04	142821	22.29 G	142816	24.47 G	----
WR 450F	05-09	----		142816	24.47 G	----
WR 450F	11-15	----		142816	24.47 G	----
YZ 450F	03-07	142820	22.29 G	142816	24.47 G	----
YZ 450F	08	142820	22.29 G	143513	24.95 G	----
YZ 450F	09-16	143514	17.97 G	143513	24.95 G	----
IT 465	81-82	142817	20.53 E	----		----
YZ 465	80-81	142817	20.53 E	----		----
IT 490	83	142817	20.53 E	----		----
YZ 490	82-83	142817	20.53 E	----		----
YZ 490	84	142817	20.53 E	----		----
YZ 490	85-90	142817	20.53 E	----		----
TT 500	81	142817	20.53 E	----		----
WR 500	92-93	142817	20.53 E	----		----
TT 600	83-84	142817	20.53 E	----		----
TT 600	85-86	142817	20.53 E	----		----

- accessories
- body
- handlebar & grips
- cables & levers**
- exhaust
- engine
- fuel & intake
- electrical & ignition
- clutch
- drive
- bearings
- brakes
- steering & suspension
- tires
- tools & shop

## PERCH ASSEMBLIES



- High-quality durable cast aluminum construction for true OEM fit and look
- Quality aluminum adjusters, not brass
- True OEM style shoulder pivot bolts will not pinch lever when tightened
- Lock nut with washer holds pivot bolt in place and prevents loosening

- accessories
- body
- handlebar & grips
- cables & levers**
- exhaust
- engine
- fuel & intake
- electrical & ignition
- clutch
- drive
- bearings
- brakes
- steering & suspension
- tires
- tools & shop



MODEL	YEAR	BLACK L.H.		POLISHED L.H.	
<b>HONDA</b>					
CR80R	96-97	----		<b>144303</b>	<b>16.00</b> G
CR80R	98	----		<b>144303</b>	<b>16.00</b> G
CR80R	99	----		<b>144303</b>	<b>16.00</b> G
CR80R	00-02	----		<b>144303</b>	<b>16.00</b> G
CR80RB	96-97	----		<b>144303</b>	<b>16.00</b> G
CR80RB	98	----		<b>144303</b>	<b>16.00</b> G
CR80RB	99	----		<b>144303</b>	<b>16.00</b> G
CR80RB	00-02	----		<b>144303</b>	<b>16.00</b> G
CR85R	03-07	----		<b>144303</b>	<b>16.00</b> G
CR125R	96-03	----		<b>144303</b>	<b>16.00</b> G
CR125R	04-07	----		<b>144298</b>	<b>22.59</b> G
CR250R	83	<b>144302</b>	<b>17.20</b> G	----	
CR250R	84-85	<b>144302</b>	<b>17.20</b> G	----	
CR250R	86-91	<b>144302</b>	<b>17.20</b> G	----	
CR250R	92-95	<b>144302</b>	<b>17.20</b> G	----	
CR250R	96-97	<b>144302</b>	<b>17.20</b> G	----	
CR250R	98-03	----		<b>144303</b>	<b>16.00</b> G
CR250R	04-07	----		<b>144298</b>	<b>22.59</b> G
CRF250R	04-06	----		<b>144299</b>	<b>29.62</b> G
CRF250R	07-09	----		<b>144299</b>	<b>29.62</b> G
CRF250R	10-13	----		<b>144298</b>	<b>22.59</b> G
CRF250R	16	----		<b>144298</b>	<b>22.59</b> G
CRF250X	04-08	----		<b>144299</b>	<b>29.62</b> G
XR250R	96-04	----		<b>144297</b>	<b>16.00</b> G
XR400R	96-04	----		<b>144297</b>	<b>16.00</b> G
CRF450R	04-06	----		<b>144299</b>	<b>29.62</b> G
CRF450R	07-08	----		<b>144299</b>	<b>29.62</b> G
CRF450R	09-16	----		<b>144298</b>	<b>22.59</b> G

MODEL	YEAR	BLACK L.H.		POLISHED L.H.	
<b>HONDA CONTINUED</b>					
CR500R	83	<b>144302</b>	<b>17.20</b> G	----	
CR500R	84-85	<b>144302</b>	<b>17.20</b> G	----	
CR500R	86-91	<b>144302</b>	<b>17.20</b> G	----	
CR500R	92-95	<b>144302</b>	<b>17.20</b> G	----	
CR500R	96-01	<b>144302</b>	<b>17.20</b> G	----	
<b>KAWASAKI</b>					
KX 65	00-16	----		<b>144304</b>	<b>15.59</b> G
KX 80	98-00	----		<b>144304</b>	<b>15.59</b> G
KX 85	01-16	----		<b>144304</b>	<b>15.59</b> G
KX 100	98-00	----		<b>144304</b>	<b>15.59</b> G
KX 100	01-09	----		<b>144304</b>	<b>15.59</b> G
KX 100	11-16	----		<b>144304</b>	<b>15.59</b> G
KX 125	91-92	----		<b>144300</b>	<b>15.79</b> G
KX 125	93-96	----		<b>144300</b>	<b>15.79</b> G
KX 125	97-99	----		<b>144300</b>	<b>15.79</b> G
KX 125	00-03	----		<b>144300</b>	<b>15.79</b> G
KX 125	04-05	----		<b>144304</b>	<b>15.59</b> G
KX 250	91-92	----		<b>144300</b>	<b>15.79</b> G
KX 250	93	----		<b>144300</b>	<b>15.79</b> G
KX 250	94-96	----		<b>144300</b>	<b>15.79</b> G
KX 250	97-99	----		<b>144300</b>	<b>15.79</b> G
KX 250	00-04	----		<b>144300</b>	<b>15.79</b> G
KX 250	05-07	----		<b>144305</b>	<b>18.39</b> E
KX 250F	11-12	----		<b>144305</b>	<b>18.39</b> E
KX 250F	13-14	----		<b>144305</b>	<b>18.39</b> E
KX 250F	15-16	----		<b>144305</b>	<b>18.39</b> E
KX 450F	09-12	----		<b>144305</b>	<b>18.39</b> E

## PERCH ASSEMBLIES CONTINUED

MODEL	YEAR	BLACK L.H.		POLISHED L.H.	
<b>KAWASAKI CONTINUED</b>					
KX 450F	1-14	-----		<b>144305</b>	<b>18.39</b> E
KX 450F	15-16	-----		<b>144305</b>	<b>18.39</b> E
KX 500	91-93	-----		<b>144300</b>	<b>15.79</b> G
KX 500	94-96	-----		<b>144300</b>	<b>15.79</b> G
KX 500	97-03	-----		<b>144300</b>	<b>15.79</b> G
KX 500	04	-----		<b>144300</b>	<b>15.79</b> G
<b>SUZUKI</b>					
RM 125	97-03	<b>144306</b>	<b>16.76</b> G	-----	
RM 250	97-03	<b>144306</b>	<b>16.76</b> G	-----	
<b>YAMAHA</b>					
YZ 80	83-85	<b>144306</b>	<b>16.76</b> G	-----	
YZ 80	86-96	<b>144306</b>	<b>16.76</b> G	-----	
YZ 80	97-00	<b>144306</b>	<b>16.76</b> G	-----	
YZ 80	01	<b>144306</b>	<b>16.76</b> G	-----	
YZ 85	02-12	<b>144306</b>	<b>16.76</b> G	-----	
TTR 125E	00-04	<b>144306</b>	<b>16.76</b> G	-----	
TTR 125L (Front Disc Brake)	00-04	<b>144306</b>	<b>16.76</b> G	-----	
YZ 125	83-84	<b>144306</b>	<b>16.76</b> G	-----	
YZ 125	85-88	<b>144306</b>	<b>16.76</b> G	-----	
YZ 125	89	<b>144306</b>	<b>16.76</b> G	-----	
YZ 125	90-95	<b>144306</b>	<b>16.76</b> G	-----	
YZ 125	96-99	<b>144306</b>	<b>16.76</b> G	-----	
YZ 125	00	<b>144301</b>	<b>18.71</b> G	-----	
YZ 125	01-07	<b>144301</b>	<b>18.71</b> G	-----	

MODEL	YEAR	BLACK L.H.		POLISHED L.H.	
<b>YAMAHA CONTINUED</b>					
YZ 125	08-15	<b>144301</b>	<b>18.71</b> G	-----	
IT 200	84-85	<b>144306</b>	<b>16.76</b> G	-----	
WR 250	89-91	<b>144306</b>	<b>16.76</b> G	-----	
WR 250	92-96	<b>144306</b>	<b>16.76</b> G	-----	
WR 250	97	<b>144306</b>	<b>16.76</b> G	-----	
WR 250	98	<b>144306</b>	<b>16.76</b> G	-----	
WR 250F	01	<b>144301</b>	<b>18.71</b> G	-----	
YZ 250	83-84	<b>144306</b>	<b>16.76</b> G	-----	
YZ 250	85-88	<b>144306</b>	<b>16.76</b> G	-----	
YZ 250	89	<b>144306</b>	<b>16.76</b> G	-----	
YZ 250	90-95	<b>144306</b>	<b>16.76</b> G	-----	
YZ 250	96-99	<b>144306</b>	<b>16.76</b> G	-----	
YZ 250	00	<b>144301</b>	<b>18.71</b> G	-----	
YZ 250	01-07	<b>144301</b>	<b>18.71</b> G	-----	
YZ 250	08-14	<b>144301</b>	<b>18.71</b> G	-----	
YZ 250	15	<b>144301</b>	<b>18.71</b> G	-----	
YZ 250F	01-08	<b>144301</b>	<b>18.71</b> G	-----	
WR 400F	98-99	<b>144306</b>	<b>16.76</b> G	-----	
WR 400F	00	<b>144301</b>	<b>18.71</b> G	-----	
YZ 400F	98-99	<b>144306</b>	<b>16.76</b> G	-----	
WR 426F	01-02	<b>144301</b>	<b>18.71</b> G	-----	
YZ 426F	00-02	<b>144301</b>	<b>18.71</b> G	-----	
YZ 450F	03-08	<b>144301</b>	<b>18.71</b> G	-----	
YZ 490	84	<b>144306</b>	<b>16.76</b> G	-----	
YZ 490	85-90	<b>144306</b>	<b>16.76</b> G	-----	
WR 500	92-93	<b>144306</b>	<b>16.76</b> G	-----	
TT 600	83-84	<b>144306</b>	<b>16.76</b> G	-----	
TT 600	85-86	<b>144306</b>	<b>16.76</b> G	-----	

- accessories
- body
- handlebar & grips
- cables & levers**
- exhaust
- engine
- fuel & intake
- electrical & ignition
- clutch
- drive
- bearings
- brakes
- steering & suspension
- tires
- tools & shop

## LEVER ASSEMBLIES



### 142625

- Replacement cable-type brake lever assembly on MX bikes
- Meets or exceeds OEM quality Black finish
- Not for use with hydraulic brakes or clutches
- Perch adjuster is designed for an 8mm O.D. housing end fitting
- Lever is designed for an 8mm diameter x 10mm length barrel
- Exposed wire length when hooked up needs to be 40mm to 49mm

MODEL	YEAR	BLACK R.H.		POLISHED L.H.	
<b>HONDA</b>					
CRF50F	04-15	<b>142625</b>	<b>18.75</b> G	-----	
XR50R	00-03	<b>142625</b>	<b>18.75</b> G	-----	
CR125R	04-07	-----		<b>142629</b>	<b>44.99</b> G
CR250R	04-07	-----		<b>142629</b>	<b>44.99</b> G
CRF250R	10-13	-----		<b>142629</b>	<b>44.99</b> G
CRF450R	09-14	-----		<b>142629</b>	<b>44.99</b> G



### 142629

- Quick-adjuster for on-the-fly adjustments
- Includes black rubber mud cover
- Fits all 7/8 in. bars
- CR ratio
- Replacement lever part # [14-0230](#)

## DIRT BIKE CONTROL LEVERS



- Cast aluminum construction
- GP style levers are shorter and in some cases a little closer to the grip

- accessories
- body
- handlebar & grips
- cables & levers
- exhaust
- engine
- fuel & intake
- electrical & ignition
- clutch
- drive
- bearings
- brakes
- steering & suspension
- tires
- tools & shop

MODEL	YEAR	CLUTCH		BRAKE		GP CLUTCH		GP BRAKE	
<b>HONDA</b>									
MT50	80-83	EM16202	3.95 L	EM16201	4.95 L	203750	5.95 L	203749	5.95 L
MTX50	83-84	EM23042	4.95 J	EM23041	4.95 J	----	----	----	----
QA50	70-74	EM24113	3.95 L	EM24111	3.95 L	----	----	----	----
Z50R Mini Trail	68-71	EM24113	3.95 L	EM24111	3.95 L	----	----	----	----
Z50R	72-99	----	----	EM24111	3.95 L	----	----	----	----
XR50R	00-03	----	----	EM24111	3.95 L	----	----	----	----
CRF50F	04-14	----	----	EM24111	3.95 L	----	----	----	----
CR60R	83-85	EM23052	4.95 L	----	----	203033	4.95 L	----	----
CT70 Mini Trail	69-74	EM24113	3.95 L	EM24111	3.95 L	----	----	----	----
CT70	75-81	EM26412	3.95 L	EM26401	3.95 L	203750	5.95 L	203749	5.95 L
SL70	71-73	EM26412	3.95 L	EM26401	3.95 L	203750	5.95 L	203749	5.95 L
XL70	74-76	EM26412	3.95 L	EM26401	3.95 L	203750	5.95 L	203749	5.95 L
XR70R	97-03	----	----	829195	6.95 L	----	----	----	----
CRF70F	04-12	----	----	829195	6.95 L	----	----	----	----
XL75	77-79	EM26412	3.95 L	EM26401	3.95 L	203750	5.95 L	203749	5.95 L
XR75	73-78	EM26412	3.95 L	EM26401	3.95 L	203750	5.95 L	203749	5.95 L
CR80R	80-81	EM26412	3.95 L	EM26401	3.95 L	203750	5.95 L	203749	5.95 L
CR80R	82	EM24032	4.95 L	EM27061	3.95 J	203033	4.95 L	203749	5.95 L
CR80R	83-95	EM23052	4.95 L	EM23051	6.95 L	203033	4.95 L	203032	6.95 L
CR80R	96-97	EM24032	4.95 L	EM26471	5.95 L	203033	4.95 L	203160	5.95 L
CR80R	98-02	EM23058	4.95 L	EM24031	5.95 L	----	----	----	----
CR80RB	98-02	EM23058	4.95 L	EM24031	5.95 L	----	----	----	----
MTX80	83-94	EM23042	4.95 J	EM23041	4.95 J	----	----	----	----
XL80S	80-85	EM26412	3.95 L	EM26401	3.95 L	203750	5.95 L	203749	5.95 L
XR80	79-84	EM26412	3.95 L	EM26401	3.95 L	203750	5.95 L	203749	5.95 L
XR80R	85-87	EM24002	5.95 L	EM24001	5.95 L	203047	5.95 L	203046	4.95 L
XR80R	88-95	EM24002	5.95 L	EM23091	5.95 L	203047	5.95 L	203046	4.95 L
CRF/XR80R Polished	96-13	EM26462	5.95 L	EM26461	4.95 L	----	----	----	----
CRF/XR80R Black	96-13	203155	5.95 L	203152	5.95 L	----	----	----	----
CR85R	03-07	EM23058	4.95 L	EM24031	5.95 L	----	----	----	----
CT90	68-74	----	----	EM26401	3.95 L	----	----	203749	5.95 L
CT90	75-79	EM26412	3.95 L	EM26401	3.95 L	203750	5.95 L	203749	5.95 L
SL/ST90	70-73	EM26412	3.95 L	EM26401	3.95 L	203750	5.95 L	203749	5.95 L
SL/XL100	70-76	EM26412	3.95 L	EM26401	3.95 L	203750	5.95 L	203749	5.95 L
XL100/S	77-80	EM16202	3.95 L	EM16201	4.95 L	203750	5.95 L	203749	5.95 L
XL100S	81-84	EM26412	3.95 L	EM26401	3.95 L	203750	5.95 L	203749	5.95 L
XR100	81-84	EM26412	3.95 L	EM26401	3.95 L	203750	5.95 L	203749	5.95 L
XR100R	85-87	EM24002	5.95 L	EM24001	5.95 L	203047	5.95 L	203046	4.95 L
XR100R	88-95	EM24002	5.95 L	EM23091	5.95 L	203047	5.95 L	203046	4.95 L
CRF/XR100R Polished	96-13	EM26462	5.95 L	EM26461	4.95 L	----	----	----	----
CRF/XR100R Black	96-13	203155	5.95 L	203152	5.95 L	----	----	----	----
XR/CRF80/100 Set	96-13	829194	6.95 L	----	----	----	----	----	----
CR125M	74-76	EM26412	3.95 L	EM26401	3.95 L	203750	5.95 L	203749	5.95 L
CR125M	77-78	EM16202	3.95 L	EM16201	4.95 L	203750	5.95 L	203749	5.95 L
CR125R	79-80	EM26412	3.95 L	EM26401	3.95 L	203750	5.95 L	203749	5.95 L
CR125R	81-83	EM24032	4.95 L	EM27061	3.95 J	203033	4.95 L	203749	5.95 L
CR125R	84-85	EM23052	4.95 L	EM23051	6.95 L	203033	4.95 L	203032	6.95 L
CR125R	86-91	EM23052	4.95 L	EM23061	6.95 L	203033	4.95 L	203037	5.95 L
CR125R	92-95	EM23052	4.95 L	EM27071	6.95 L	203033	4.95 L	EM32021	6.95 L
CR125R	96-07	EM24032	4.95 L	EM24031	5.95 L	203033	4.95 L	EM32021	6.95 L
CT125	77	EM26412	3.95 L	EM26401	3.95 L	203750	5.95 L	203749	5.95 L
MR125	74-77	EM26412	3.95 L	EM26401	3.95 L	203750	5.95 L	203749	5.95 L
MR125	78	EM26412	3.95 L	EM29301	4.95 L	203750	5.95 L	203319	4.95 L
MR125R	77-78	EM26412	3.95 L	EM26401	3.95 L	203750	5.95 L	203749	5.95 L
MTX125 RWD	83-85	EM23042	4.95 J	EM23041	4.95 J	----	----	----	----
NX125	88-89	EM52032	3.95 L	EM51911	4.95 L	----	----	----	----
SL/TL125K	71-76	EM26412	3.95 L	EM26401	3.95 L	203750	5.95 L	203749	5.95 L
TL125S	76	EM16202	3.95 L	EM16201	4.95 L	203750	5.95 L	203749	5.95 L
XL125/K	74-78	EM26412	3.95 L	EM26401	3.95 L	203750	5.95 L	203749	5.95 L
XL125RC	82-84	EM23022	4.95 L	EM23021	4.95 L	----	----	----	----
XL125S	79-84	EM16202	3.95 L	EM16201	4.95 L	203750	5.95 L	203749	5.95 L
XL125S	85-86	EM23022	4.95 L	EM23021	4.95 L	----	----	----	----

## EMGO DIRT BIKE CONTROL LEVERS CONTINUED

MODEL	YEAR	CLUTCH		BRAKE		GP CLUTCH		GP BRAKE	
<b>HONDA CONTINUED</b>									
53175-KCE-690	03-12	EM29332	5.95 L	EM24031	5.95 L	----		----	
CRF150R	07-14	EM24032	4.95 L	EM24031	5.95 L	----		----	
CL/SL175	68-73	EM26412	3.95 L	EM26401	3.95 L	203750	5.95 L	203749	5.95 L
MR175	75-77	EM26412	3.95 L	EM26401	3.95 L	203750	5.95 L	203749	5.95 L
XL175	74-78	EM26412	3.95 L	EM26401	3.95 L	203750	5.95 L	203749	5.95 L
XL185S	79	EM26412	3.95 L	EM26401	3.95 L	203750	5.95 L	203749	5.95 L
XL185S	80-83	EM16202	3.95 L	EM16201	4.95 L	203750	5.95 L	203749	5.95 L
XR185	79	EM26412	3.95 L	EM26401	3.95 L	203750	5.95 L	203749	5.95 L
MTX200 RWD	83-86	EM23042	4.95 J	EM23041	4.95 J	----		----	
TLR200 Reflex	86-87	EM23042	4.95 J	EM23041	4.95 J	----		----	
TR200 Fat Cat	86-87	----		EM24001	5.95 L	----		203046	4.95 L
XL200R	83-85	EM23022	4.95 L	EM23021	4.95 L	----		----	
XR200	80-84	EM24002	5.95 L	EM24001	5.95 L	203047	5.95 L	203046	4.95 L
XR200R	81-83	EM24002	5.95 L	EM24001	5.95 L	203047	5.95 L	203046	4.95 L
XR200R	84-95	EM24002	5.95 L	EM23091	5.95 L	203047	5.95 L	----	
XR200R	96-02	----		EM26461	4.95 L	----		----	
CRF230F	03-12	EM29332	5.95 L	EM24031	5.95 L	----		----	
CL250R	78-80	EM26412	3.95 L	EM26401	3.95 L	203750	5.95 L	203749	5.95 L
CM250C	82-83	EM16202	3.95 L	EM16201	4.95 L	203750	5.95 L	203749	5.95 L
CR250M	73-76	EM26412	3.95 L	EM26401	3.95 L	203750	5.95 L	203749	5.95 L
CR250R	78-80	EM16202	3.95 L	EM16201	4.95 L	203750	5.95 L	203749	5.95 L
CR250R	81-82	EM24032	4.95 L	EM27061	3.95 J	203033	4.95 L	203749	5.95 L
CR250R	83	EM23052	4.95 L	EM27061	3.95 J	203033	4.95 L	203749	5.95 L
CR250R	84-85	EM23052	4.95 L	EM23051	6.95 L	203033	4.95 L	203032	6.95 L
CR250R	86-91	EM23052	4.95 L	EM23061	6.95 L	203033	4.95 L	203037	5.95 L
CR250R	92-95	EM23052	4.95 L	EM27071	6.95 L	203033	4.95 L	EM32021	6.95 L
CR250R	96-07	EM24032	4.95 L	EM24031	5.95 L	203033	4.95 L	EM32021	6.95 L
CRF250R	04-06	EM29312	4.95 H	EM29321	5.95 L	EM29312	4.95 H	EM29341	14.95 L
CRF250R	07-14	EM29342	5.95 L	EM29341	14.95 L	EM29342	5.95 L	EM29341	14.95 L
CRF250X	06-13	----		EM29321	5.95 L	EM29312	4.95 H	EM29321	5.95 L
MR/MT250	74-76	EM26412	3.95 L	EM26401	3.95 L	203750	5.95 L	203749	5.95 L
NX250	88-89	EM52032	3.95 L	EM51911	4.95 L	----		----	
TL 250	75-76	EM26412	3.95 L	EM26401	3.95 L	203750	5.95 L	203749	5.95 L
XL250	72-76	EM26412	3.95 L	EM26401	3.95 L	203750	5.95 L	203749	5.95 L
XL250S	78-79	EM16202	3.95 L	EM16201	4.95 L	203750	5.95 L	203749	5.95 L
XL250	80-81	EM16202	3.95 L	EM16201	4.95 L	203750	5.95 L	203749	5.95 L
XL250	82-83	EM23022	4.95 L	EM23021	4.95 L	----		----	
XL250R	84-87	EM23042	4.95 J	EM23041	4.95 J	----		----	
XR250	79	EM16202	3.95 L	EM16201	4.95 L	203750	5.95 L	203749	5.95 L
XR250L	91-96	EM23022	4.95 L	EM23071	5.95 L	----		EM32021	6.95 L
XR250/R	80-82	EM24002	5.95 L	EM24001	5.95 L	203047	5.95 L	203046	4.95 L
XR250R	83-85	EM24002	5.95 L	EM23081	5.95 L	203047	5.95 L	203041	4.95 L
XR250R	86-95	EM24002	5.95 L	EM16211	5.95 L	203047	5.95 L	----	
XR250R	96-04	EM24032	4.95 L	EM24031	5.95 L	203033	4.95 L	EM32021	6.95 L
SL/XL350	72-78	EM26412	3.95 L	EM26401	3.95 L	203750	5.95 L	203749	5.95 L
XL350	84-85	EM23042	4.95 J	EM23081	5.95 L	----		203041	4.95 L
XR350R	83	EM24002	5.95 L	EM23091	5.95 L	203047	5.95 L	----	
XR350R	84	EM24002	5.95 L	EM23081	5.95 L	203047	5.95 L	203041	4.95 L
XR350R	85	EM24002	5.95 L	EM16211	5.95 L	203047	5.95 L	----	
CL360	74-75	EM26412	3.95 L	EM26401	3.95 L	203750	5.95 L	203749	5.95 L
XR400R	96-04	EM24032	4.95 L	EM24031	5.95 L	203033	4.95 L	EM32021	6.95 L
CRF450R	02-06	EM29312	4.95 H	EM29321	5.95 L	----		----	
CRF450R	07-14	EM29342	5.95 L	EM29341	14.95 L	203228	10.95 L	203226	21.95 L
CRF450X	04-14	----		EM29321	5.95 L	----		----	
CR450R	81	EM24032	4.95 L	EM27061	3.95 J	203033	4.95 L	203749	5.95 L
CR480R	82	EM24032	4.95 L	EM27061	3.95 J	203033	4.95 L	203749	5.95 L
CR480R	83	EM23052	4.95 L	EM27061	3.95 J	203033	4.95 L	203749	5.95 L
CR500R	84-85	EM23052	4.95 L	EM23051	6.95 L	203033	4.95 L	203032	6.95 L
CR500R	86-91	EM23052	4.95 L	EM23061	6.95 L	203033	4.95 L	203037	5.95 L
CR500R	92-95	EM23052	4.95 L	EM27071	6.95 L	203033	4.95 L	EM32021	6.95 L
CR500R	96-01	EM24032	4.95 L	EM24031	5.95 L	203033	4.95 L	EM32021	6.95 L
XL500R	82	EM23022	4.95 L	EM23021	4.95 L	----		----	
XL500S	79	EM26412	3.95 L	----		203750	5.95 L	----	
XL500S	80-81	EM16202	3.95 L	----		203750	5.95 L	----	

- accessories
- body
- handlebar & grips
- cables & levers**
- exhaust
- engine
- fuel & intake
- electrical & ignition
- clutch
- drive
- bearings
- brakes
- steering & suspension
- tires
- tools & shop

## DIRT BIKE CONTROL LEVERS CONTINUED

MODEL	YEAR	CLUTCH		BRAKE		GP CLUTCH		GP BRAKE	
<b>HONDA CONTINUED</b>									
XR500	79	EM26412	3.95 L	EM26401	3.95 L	203750	5.95 L	203749	5.95 L
XR500R	80-84	EM24002	5.95 L	EM24001	5.95 L	203047	5.95 L	203046	4.95 L
XL600L	89-90	EM24002	5.95 L	EM51931	19.95 L	203047	5.95 L	-----	-----
XL600R	83-87	EM23042	4.95 J	EM23081	5.95 L	-----	-----	203041	4.95 L
XL600V Transalp	87-89	-----	-----	EM16221	5.95 L	-----	-----	-----	-----
XR600R	85-99	EM24002	5.95 L	EM16211	5.95 L	203047	5.95 L	-----	-----
NX650	88-89	EM52032	3.95 L	EM51911	4.95 L	-----	-----	-----	-----
XR 650L	93-11	203040	4.95 L	EM23071	5.95 L	-----	-----	-----	-----
XR650R	00-09	EM24032	4.95 L	EM24031	5.95 L	-----	-----	-----	-----
XR650 Africa Twin	89	-----	-----	EM16221	5.95 L	-----	-----	-----	-----
<b>KAWASAKI</b>									
AE50	81-84	EM19852	3.95 L	EM19851	3.95 L	-----	-----	-----	-----
KDX50	05-06	-----	-----	203255	4.95 L	-----	-----	-----	-----
MT1	71-80	EM19812	3.95 L	EM19811	3.95 L	203764	4.95 L	203763	4.95 L
KX60	83-99	EM19832	5.95 L	EM19831	4.95 L	-----	-----	-----	-----
KX65	00-13	EM32922	3.95 L	EM33451	7.95 L	-----	-----	-----	-----
KV75	71-80	EM19812	3.95 L	EM19811	3.95 L	203764	4.95 L	203763	4.95 L
AE80	81-84	EM19852	3.95 L	EM19851	3.95 L	-----	-----	-----	-----
KD80	75-87	EM19812	3.95 L	EM19811	3.95 L	203764	4.95 L	203763	4.95 L
KDX80	80-81	EM19812	3.95 L	EM19811	3.95 L	203764	4.95 L	203763	4.95 L
KX80	79-81	EM19812	3.95 L	EM19811	3.95 L	203764	4.95 L	203763	4.95 L
KX80E1	82-83	EM32912	4.95 L	EM32911	3.95 L	203764	4.95 L	203763	4.95 L
KX80	84-87	EM32912	4.95 L	EM32931	5.95 L	203337	5.95 L	203348	5.95 L
KX80	88-93	EM32912	4.95 L	EM32941	5.95 L	203337	5.95 L	203350	5.95 L
KX80	94-96	EM32912	4.95 L	EM19871	5.95 L	203337	5.95 L	203018	5.95 L
KX80	97-99	EM32922	3.95 L	EM32991	6.95 L	-----	-----	203387	6.95 L
KX85	00-14	EM32922	3.95 L	EM33451	7.95 L	-----	-----	-----	-----
MC1/A/B/M	73-75	EM19812	3.95 L	EM19811	3.95 L	203764	4.95 L	203763	4.95 L
G3/G4TR	69-76	EM19812	3.95 L	EM19811	3.95 L	203764	4.95 L	203763	4.95 L
G31M Centurion	70-71	EM19812	3.95 L	203549	4.95 L	-----	-----	-----	-----
KD100	76-79	EM19812	3.95 L	EM19811	3.95 L	203764	4.95 L	203763	4.95 L
KE100	76-95	EM19812	3.95 L	EM19811	3.95 L	203764	4.95 L	203763	4.95 L
KE100	96-99	EM19812	3.95 L	EM19801	3.95 L	-----	-----	-----	-----
KM100	76-81	EM19812	3.95 L	EM19811	3.95 L	203764	4.95 L	203763	4.95 L
KV100	72-75	EM19812	3.95 L	EM19811	3.95 L	203764	4.95 L	203763	4.95 L
KX100	94-96	EM32912	4.95 L	EM19871	5.95 L	203337	5.95 L	203018	5.95 L
KX100	97-99	EM32922	3.95 L	EM32991	6.95 L	-----	-----	203387	6.95 L
KX100	00-14	EM32922	3.95 L	EM33451	7.95 L	-----	-----	-----	-----
KLX110	05-13	-----	-----	EM19831	4.95 L	-----	-----	-----	-----
F6 125	71-73	EM19812	3.95 L	EM19811	3.95 L	203764	4.95 L	203763	4.95 L
KE125	76-83	EM19812	3.95 L	EM19811	3.95 L	203764	4.95 L	203763	4.95 L
KLX125L	03-06	EM32912	4.95 L	EM19871	5.95 L	203337	5.95 L	203018	5.95 L
KMX125	99-01	-----	-----	829193	6.95 L	-----	-----	-----	-----
KMX125	86-89	EM64902	5.95 L	-----	-----	-----	-----	-----	-----
KS125	74-75	EM19812	3.95 L	EM19811	3.95 L	203764	4.95 L	203763	4.95 L
KX125	74-79	EM19812	3.95 L	EM19811	3.95 L	203764	4.95 L	203763	4.95 L
KX125	82-86	EM32912	4.95 L	EM32931	5.95 L	203337	5.95 L	203348	5.95 L
KX125	87	EM32912	4.95 L	EM32961	4.95 J	203337	5.95 L	203355	5.95 L
KX125	88-89	EM32912	4.95 L	EM32941	5.95 L	203337	5.95 L	203350	5.95 L
KX125	90-93	EM32922	3.95 L	EM32941	5.95 L	203345	4.95 L	203350	5.95 L
KX125	94-96	EM32922	3.95 L	EM19871	5.95 L	203345	4.95 L	203018	5.95 L
KX125	97-99	EM32922	3.95 L	EM32991	6.95 L	203337	5.95 L	203387	6.95 L
KX125	00-05	EM32922	3.95 L	EM33451	7.95 L	203345	4.95 L	-----	-----
F3	68-70	EM19812	3.95 L	EM19811	3.95 L	203764	4.95 L	203763	4.95 L
KR150 (NON US)	ALL	203522	5.95 L	203521	5.95 L	-----	-----	-----	-----
F7 175	71-75	EM19812	3.95 L	EM19811	3.95 L	203764	4.95 L	203763	4.95 L
KDX175	80-82	EM32912	4.95 L	EM32911	3.95 L	203764	4.95 L	203763	4.95 L
KE175	76-83	EM19812	3.95 L	EM19811	3.95 L	203764	4.95 L	203763	4.95 L
KDX200	83-85	EM32912	4.95 L	EM32911	3.95 L	203764	4.95 L	203763	4.95 L
KDX200	86-88	EM32912	4.95 L	EM32931	5.95 L	203337	5.95 L	203348	5.95 L
KDX200	89-94	EM32912	4.95 L	EM32941	5.95 L	203337	5.95 L	203350	5.95 L
KDX200	95-07	EM32912	4.95 L	EM19871	5.95 L	203337	5.95 L	203018	5.95 L
F4/8/11	69-75	EM19812	3.95 L	EM19811	3.95 L	203764	4.95 L	203763	4.95 L



## DIRT BIKE CONTROL LEVERS CONTINUED

MODEL	YEAR	CLUTCH		BRAKE		GP CLUTCH		GP BRAKE	
<b>KAWASAKI CONTINUED</b>									
KDX220	97-05	EM32912	4.95 L	EM19871	5.95 L	203337	5.95 L	203018	5.95 L
KDX250	81-84	EM32912	4.95 L	EM32911	3.95 L	203764	4.95 L	203763	4.95 L
KDX250	91-94	EM32912	4.95 L	EM32941	5.95 L	203337	5.95 L	203350	5.95 L
KE250	77-80	EM19812	3.95 L	EM19811	3.95 L	203764	4.95 L	203763	4.95 L
KL250	78-82	EM19812	3.95 L	EM19811	3.95 L	203764	4.95 L	203763	4.95 L
KL250	83-84	EM32912	4.95 L	EM32911	3.95 L	203764	4.95 L	203763	4.95 L
KL250G S. Sherpa	00-04	EM64904	4.95 L	----	----	----	----	----	----
KLR250	85-05	EM64902	5.95 L	EM54761	5.95 L	----	----	----	----
KLX250S	09-13	----	----	829193	6.95 L	----	----	----	----
KLX250R	94-96	EM32912	4.95 L	EM19871	5.95 L	203337	5.95 L	203018	5.95 L
KLX250	06-07	EM64904	4.95 L	----	----	----	----	----	----
KLX250S/SF	09-14	203524	7.95 L	829193	6.95 L	----	----	----	----
KT250	75-76	EM19812	3.95 L	EM19811	3.95 L	203764	4.95 L	203763	4.95 L
KX250	74-79	EM19812	3.95 L	EM19811	3.95 L	203764	4.95 L	203763	4.95 L
KX250	82-86	EM32912	4.95 L	EM32931	5.95 L	203337	5.95 L	203348	5.95 L
KX250	87	EM32912	4.95 L	EM32961	4.95 J	203337	5.95 L	203355	5.95 L
KX250	88-89	EM32912	4.95 L	EM32941	5.95 L	203337	5.95 L	203350	5.95 L
KX250	90-93	EM32922	3.95 L	EM32941	5.95 L	203345	4.95 L	203350	5.95 L
KX250	94-96	EM32922	3.95 L	EM19871	5.95 L	203345	4.95 L	203018	5.95 L
KX250	97-99	EM32922	3.95 L	EM32991	6.95 L	203345	4.95 L	203387	6.95 L
KX250	00-07	EM32922	3.95 L	EM33451	7.95 L	203345	4.95 L	----	----
KX250F	04-11	EM32922	3.95 L	EM33451	7.95 L	----	----	----	----
KX250F	12-14	EM26832	4.95 L	----	----	----	----	----	----
KLX300R	97-07	EM32912	4.95 L	EM19871	5.95 L	203337	5.95 L	203018	5.95 L
KLX400	03-04	EM32912	4.95 L	EM19871	5.95 L	----	----	----	----
F12 MX450	73-74	EM19812	3.95 L	EM19811	3.95 L	203764	4.95 L	203763	4.95 L
KDX450	82	EM32912	4.95 L	EM32911	3.95 L	203764	4.95 L	203763	4.95 L
KX450	73-74	EM19812	3.95 L	EM19811	3.95 L	203764	4.95 L	203763	4.95 L
KLX450R	08-11	203386	5.95 L	EM33451	7.95 L	----	----	----	----
KX450F	12-14	----	----	EM33451	7.95 L	----	----	----	----
KX450F	06-11	EM54692	5.95 L	EM33451	7.95 L	----	----	----	----
KX500	83-86	EM32912	4.95 L	EM32931	5.95 L	203337	5.95 L	203348	5.95 L
KX500	87	EM32912	4.95 L	EM32961	4.95 J	203337	5.95 L	203355	5.95 L
KX500	88-89	EM32912	4.95 L	EM32941	5.95 L	203337	5.95 L	203350	5.95 L
KX500	90-93	EM32922	3.95 L	EM32941	5.95 L	203345	4.95 L	203350	5.95 L
KX500	94-96	EM32922	3.95 L	EM19871	5.95 L	203345	4.95 L	203018	5.95 L
KX500	97-04	EM32922	3.95 L	EM32991	6.95 L	203345	4.95 L	203387	6.95 L
KL600	84-86	EM64902	5.95 L	EM54741	5.95 L	----	----	----	----
KLR650	87-07	EM64902	5.95 L	EM54761	5.95 L	----	----	----	----
KLR650	08-13	203524	7.95 L	----	----	----	----	----	----
KLX650	93-96	EM64904	4.95 L	----	----	----	----	----	----
L650 Tenjai	90-91	EM64902	5.95 L	EM54741	5.95 L	----	----	----	----
<b>KTM</b>									
Early Domino Cable Fittings	96-98	EM69562	4.95 L	----	----	----	----	----	----
KTM/Brembo Hydraulic Fittings	96-98	----	----	EM69561	5.95 L	----	----	----	----
65SX	02-03	EM69568	8.95 L	EM69563	4.95 J	----	----	----	----
65SX/XC	04-13	203647	9.95 L	203646	5.95 L	----	----	----	----
85SX	00-02	EM69568	8.95 L	203646	5.95 L	----	----	----	----
85SX/XC	03-12	203647	9.95 L	203666	6.95 L	----	----	----	----
105SX/XC	07-12	203647	9.95 L	203666	6.95 L	----	----	----	----
125EGS	98-99	EM69564	9.95 L	EM69541	4.95 J	----	----	----	----
125EU	98-99	EM69564	9.95 L	EM69541	4.95 J	----	----	----	----
125EXC	98-06	EM69564	9.95 L	EM69541	4.95 J	----	----	----	----
125LC2	96-98	EM69562	4.95 L	----	----	----	----	----	----
125MXC	99-06	EM69564	9.95 L	EM69541	4.95 J	----	----	----	----
125SX	98-06	EM69564	9.95 L	EM69541	4.95 J	----	----	----	----
125SX	07-11	203647	9.95 L	203666	6.95 L	----	----	----	----
144/150 SX	07-11	203647	9.95 L	203666	6.95 L	----	----	----	----
200EGS	98-06	EM69564	9.95 L	EM69541	4.95 J	----	----	----	----
200EU	98-06	EM69564	9.95 L	EM69541	4.95 J	----	----	----	----
200EXC	98-06	EM69564	9.95 L	EM69563	4.95 J	----	----	----	----
200MXC	98-06	EM69564	9.95 L	EM69541	4.95 J	----	----	----	----
200SX	98-06	EM69564	9.95 L	EM69541	4.95 J	----	----	----	----

- accessories
- body
- handlebar & grips
- cables & levers**
- exhaust
- engine
- fuel & intake
- electrical & ignition
- clutch
- drive
- bearings
- brakes
- steering & suspension
- tires
- tools & shop

## DIRT BIKE CONTROL LEVERS CONTINUED

MODEL	YEAR	CLUTCH		BRAKE		GP CLUTCH	GP BRAKE
<b>KTM CONTINUED</b>							
200XC/XCW	07-11	203647	9.95 L	203666	6.95 L	----	----
250EXC	98-06	EM69564	9.95 L	EM69541	4.95 J	----	----
250 EXC-G	03-05	EM69568	8.95 L	EM69541	4.95 J	----	----
250EXC Racing	03-05	EM69568	8.95 L	EM69541	4.95 J	----	----
250MXC	98-06	EM69564	9.95 L	EM69541	4.95 J	----	----
250MXC	03-05	EM69568	8.95 L	EM69563	4.95 J	----	----
250SX	99-02	EM69564	9.95 L	EM69541	4.95 J	----	----
250SX	03-04	EM69568	8.95 L	EM69563	4.95 J	----	----
250SXS	03-04	EM69568	8.95 L	EM69563	4.95 J	----	----
250SX	06-10	203651	17.95 L	203666	6.95 L	----	----
250SX	11-14	203651	17.95 L	----	----	----	----
250SXS	08-11	203651	17.95 L	203666	6.95 L	----	----
250SXF	07-14	203651	17.95 L	203666	6.95 L	----	----
250XC/XCW	06-10	203651	17.95 L	203666	6.95 L	----	----
250XC/XCW	11-14	203651	17.95 L	----	----	----	----
250XCWE	08-11	203651	17.95 L	203666	6.95 L	----	----
250XCF/XCFW	07-10	203651	17.95 L	203666	6.95 L	----	----
250XCF/XCFW	11-14	203651	17.95 L	----	----	----	----
300EXC	99-00	EM69564	9.95 L	EM69541	4.95 J	----	----
300MXC	99-00	EM69564	9.95 L	EM69541	4.95 J	----	----
300SX	99-00	EM69564	9.95 L	EM69541	4.95 J	----	----
300XC/XCW	01-05	EM69564	9.95 L	EM69541	4.95 J	----	----
300XC/XCW	06-10	203651	17.95 L	203666	6.95 L	----	----
300XC/XCW	11-14	203651	17.95 L	----	----	----	----
350SX-F/XC-F	11-14	203651	17.95 L	----	----	----	----
360MXC	96	EM69562	4.95 L	----	----	----	----
380EXC	99-00	EM69564	9.95 L	EM69541	4.95 J	----	----
380MXC	99-00	EM69564	9.95 L	EM69541	4.95 J	----	----
380SX	99-00	EM69564	9.95 L	EM69541	4.95 J	----	----
400EXC	99-00	EM69564	9.95 L	EM69541	4.95 J	----	----
400MXC	99-00	EM69564	9.95 L	EM69541	4.95 J	----	----
400SX	99-00	EM69564	9.95 L	EM69541	4.95 J	----	----
400XCW	07-13	203651	17.95 L	203666	6.95 L	----	----
450EXC	03-04	EM69568	8.95 L	EM69563	4.95 J	----	----
450EXC-G	03-05	EM69568	8.95 L	EM69541	4.95 J	----	----
450EXC Racing Euro	03-05	EM69568	8.95 L	EM69541	4.95 J	----	----
450EXCR	08-11	203651	17.95 L	203666	6.95 L	----	----
450MXC	03-05	EM69568	8.95 L	EM69541	4.95 J	----	----
450SMR	07	203647	9.95 L	203666	6.95 L	----	----
450SX	03-05	EM69568	8.95 L	EM69541	4.95 J	----	----
450SXF	07-10	203651	17.95 L	203666	6.95 L	----	----
450SXF	11-14	203651	17.95 L	----	----	----	----
450XCF	08-10	203651	17.95 L	203666	6.95 L	----	----
450XCF	11-14	203651	17.95 L	----	----	----	----
450XCW	07	203647	9.95 L	203666	6.95 L	----	----
450XCRW	08-11	203651	17.95 L	203666	6.95 L	----	----
500EXC/XC-W	12-14	203651	17.95 L	----	----	----	----
505SXF	08	203647	9.95 L	203666	6.95 L	----	----
520EXC	99-05	EM69568	8.95 L	EM69541	4.95 J	----	----
520 MXC	99-04	EM69568	8.95 L	EM69541	4.95 J	----	----
520SX	99-04	EM69568	8.95 L	EM69541	4.95 J	----	----
525EXC	03-05	EM69568	8.95 L	EM69563	4.95 J	----	----
525 MXC Desert Racing	03-05	EM69568	8.95 L	EM69541	4.95 J	----	----
525MXC-G Racing	03-05	EM69568	8.95 L	EM69541	4.95 J	----	----
525XC	07	203647	9.95 L	203666	6.95 L	----	----
525SX Racing	03-05	EM69568	8.95 L	EM69541	4.95 J	----	----
525XCW	07	203647	9.95 L	203666	6.95 L	----	----
530ECRW	08-11	203651	17.95 L	203666	6.95 L	----	----
530EXCR	08-11	203651	17.95 L	203666	6.95 L	----	----
530XCRW	08-11	203651	17.95 L	203666	6.95 L	----	----
625SXC	01-02	----	----	EM69563	4.95 J	----	----
625SXC	03-05	EM69568	8.95 L	EM69563	4.95 J	----	----
640 Adventure	03-04	----	----	EM69563	4.95 J	----	----
640 Duke II	03-05	EM69568	8.95 L	----	----	----	----

## DIRT BIKE CONTROL LEVERS CONTINUED

MODEL	YEAR	CLUTCH		BRAKE		GP CLUTCH		GP BRAKE	
<b>KTM CONTINUED</b>									
640LC4	03-05	EM69568	8.95 L	-----	-----	-----	-----	-----	-----
640LC4 SW Supermotard	03-05	EM69568	8.95 L	EM69541	4.95 J	-----	-----	-----	-----
660 Rallye	03-05	EM69568	8.95 L	EM69541	4.95 J	-----	-----	-----	-----
660 Rallye	07	203647	9.95 L	-----	-----	-----	-----	-----	-----
660SMC-EU	03-05	EM69568	8.95 L	EM69541	4.95 J	-----	-----	-----	-----
660SMR	07	203647	9.95 L	-----	-----	-----	-----	-----	-----
660SMS	03-05	EM69568	8.95 L	EM69541	4.95 J	-----	-----	-----	-----
<b>SUZUKI</b>									
JR50	78-06	-----	-----	203255	4.95 L	-----	-----	-----	-----
TS50X	81	-----	-----	EM79421	4.95 L	-----	-----	-----	-----
TS50 ERT/ERX	80-83	EM79422	3.95 L	-----	-----	-----	-----	-----	-----
RM50/60	79-83	EM26802	3.95 L	EM26801	3.95 L	203764	4.95 L	203763	4.95 L
RM65	03-05	EM32922	3.95 L	EM33451	7.95 L	-----	-----	-----	-----
TS75 /TM75	75-77	EM79402	4.95 L	EM79411	4.95 L	-----	-----	-----	-----
DS80	85-97	EM32042	4.95 L	EM32041	4.95 L	-----	-----	-----	-----
DS80	98-00	EM32044	4.95 H	EM32043	4.95 H	-----	-----	-----	-----
RM80	78-81	EM26802	3.95 L	EM26801	3.95 L	203764	4.95 L	203763	4.95 L
RM80	82-85	EM32012	4.95 L	EM32011	4.95 L	204003	4.95 L	203241	4.95 L
RM80	86-88	EM79452	4.95 L	EM79451	5.95 L	204003	4.95 L	204002	5.95 L
RM80	89-01	EM32012	4.95 L	EM32941	5.95 L	204003	4.95 L	203350	5.95 L
RM85/L	02-12	EM79482	3.95 J	EM33451	7.95 L	204015	3.95 L	204017	4.95 L
RV90	75-77	EM79402	4.95 L	EM79411	4.95 L	-----	-----	-----	-----
DR100	83-89	EM79452	4.95 L	-----	-----	204003	4.95 L	-----	-----
DS100	78-79	EM26802	3.95 L	EM26801	3.95 L	203764	4.95 L	203763	4.95 L
DS100	80-81	EM32012	4.95 L	EM32011	4.95 L	204003	4.95 L	203241	4.95 L
RM100	04-09	EM32012	4.95 L	EM33451	7.95 L	-----	-----	-----	-----
TC100	73-77	EM79402	4.95 L	EM79411	4.95 L	-----	-----	-----	-----
TM100	74-75	EM26802	3.95 L	EM26801	3.95 L	203764	4.95 L	203763	4.95 L
TS100 M-N/ERN	75-79	EM79402	4.95 L	EM79411	4.95 L	-----	-----	-----	-----
TS100ER T/X	80-81	EM79412	4.95 L	EM79421	4.95 L	-----	-----	-----	-----
RM100	76-81	EM26802	3.95 L	EM26801	3.95 L	203764	4.95 L	203763	4.95 L
DR125	82-85	EM79452	4.95 L	EM64821	4.95 L	204003	4.95 L	-----	-----
DR125	86-88	EM79452	4.95 L	EM79481	4.95 L	204003	4.95 L	204014	5.95 L
DR125	94-96	EM32012	4.95 L	EM32941	5.95 L	-----	-----	-----	-----
DR125SD/E	84-85	EM64922	4.95 J	EM79471	5.95 L	-----	-----	-----	-----
DR125SE	94-96	-----	-----	EM64881	5.95 L	-----	-----	-----	-----
DRZ125 (DRUM)	03-09	EM32012	4.95 L	EM32011	4.95 L	-----	-----	-----	-----
DRZ125L (DISC)	03-13	EM32012	4.95 L	EM79481	4.95 L	-----	-----	-----	-----
DS125	78-79	EM26802	3.95 L	EM26801	3.95 L	203764	4.95 L	203763	4.95 L
RM125	77-80	EM26802	3.95 L	EM26801	3.95 L	203764	4.95 L	203763	4.95 L
RM125	81-84	EM32012	4.95 L	EM32011	4.95 L	204003	4.95 L	203241	4.95 L
RM125	85-87	EM79452	4.95 L	EM79451	5.95 L	204003	4.95 L	204002	5.95 L
RM125	88-95	EM79482	3.95 J	EM32941	5.95 L	EM79488	4.95 L	203350	5.95 L
RM125	96	EM79488	4.95 L	EM32021	6.95 L	-----	-----	-----	-----
RM125	97-03	EM79482	3.95 J	EM24031	5.95 L	-----	-----	-----	-----
RM125	04-09	EM79482	3.95 J	EM33451	7.95 L	-----	-----	-----	-----
RV125	73-77	EM79402	4.95 L	EM79411	4.95 L	-----	-----	-----	-----
SP125Z/D	82-83	EM64922	4.95 J	EM79471	5.95 L	-----	-----	-----	-----
SP125	86	EM64922	4.95 J	EM64821	4.95 L	-----	-----	-----	-----
SP125	87-88	EM79412	4.95 L	EM79411	4.95 L	-----	-----	-----	-----
TC125	72-77	EM79402	4.95 L	EM79411	4.95 L	-----	-----	-----	-----
TM125	73-75	EM26802	3.95 L	EM26801	3.95 L	203764	4.95 L	203763	4.95 L
TS125 M-N/ERN	75-79	EM79402	4.95 L	EM79411	4.95 L	-----	-----	-----	-----
TS125ER T/X/XE/Z	80-82	EM79412	4.95 L	EM79421	4.95 L	-----	-----	-----	-----
TS125XUE	84	-----	-----	EM79411	4.95 L	-----	-----	-----	-----
PE175	78-84	EM26802	3.95 L	EM26801	3.95 L	203764	4.95 L	203763	4.95 L
RS175	80-82	EM26802	3.95 L	EM26801	3.95 L	203764	4.95 L	203763	4.95 L
DS185	78-80	EM79422	3.95 L	-----	-----	-----	-----	-----	-----
TC185	72-78	EM79402	4.95 L	EM79411	4.95 L	-----	-----	-----	-----
TS185	71-79	EM79402	4.95 L	EM79411	4.95 L	-----	-----	-----	-----
TS185	80-81	EM79412	4.95 L	EM79421	4.95 L	-----	-----	-----	-----
DR200	82-87	EM64922	4.95 J	EM64821	4.95 L	-----	-----	-----	-----

- accessories
- body
- handlebar & grips
- cables & levers**
- exhaust
- engine
- fuel & intake
- electrical & ignition
- clutch
- drive
- bearings
- brakes
- steering & suspension
- tires
- tools & shop

## DIRT BIKE CONTROL LEVERS CONTINUED

MODEL	YEAR	CLUTCH		BRAKE		GP CLUTCH		GP BRAKE	
<b>SUZUKI CONTINUED</b>									
DR200	88	EM79412	4.95 L	EM79411	4.95 L	----		----	
DR200SE	96-12	EM32012	4.95 L	EM64881	5.95 L	----		----	
DR200	03-09	EM32012	4.95 L	EM64881	5.95 L	----		----	
SP200	86	EM64922	4.95 J	EM64821	4.95 L	----		----	
SP200	87-88	EM79412	4.95 L	EM79411	4.95 L	----		----	
DS250	80	EM32012	4.95 L	EM32011	4.95 L	204003	4.95 L	203241	4.95 L
DR250	82-83	EM64922	4.95 J	EM79471	5.95 L	----		----	
DR250	85	EM64922	4.95 J	EM64931	5.95 L	----		----	
DR250SE	90-97	EM32012	4.95 L	EM64881	5.95 L	204003	4.95 L	203611	4.95 L
PE250	77-81	EM26802	3.95 L	EM26801	3.95 L	203764	4.95 L	203763	4.95 L
RL250	72-75	EM26802	3.95 L	EM26801	3.95 L	203764	4.95 L	203763	4.95 L
RMZ250	04-05	EM32922	3.95 L	EM33451	7.95 L	----		----	
RMZ250	06-13	EM79482	3.95 J	EM33451	7.95 L	204015	3.95 L	----	
RM250	76-81	EM26802	3.95 L	EM26801	3.95 L	203764	4.95 L	203763	4.95 L
RM250	82-84	EM32012	4.95 L	EM32011	4.95 L	204003	4.95 L	203241	4.95 L
RM250	85-88	EM79452	4.95 L	EM79451	5.95 L	204003	4.95 L	204002	5.95 L
RM250	89-92	EM79482	3.95 J	EM32941	5.95 L	204015	3.95 L	203350	5.95 L
RM250	93-95	EM79482	3.95 J	EM79481	4.95 L	204015	3.95 L	204014	5.95 L
RM250	96-03	EM79482	3.95 J	EM24031	5.95 L	204015	3.95 L	EM32021	6.95 L
RM250	04-06	EM79482	3.95 J	EM33451	7.95 L	204015	3.95 L	----	
RM250	06-09	EM79482	3.95 J	EM33451	7.95 L	204015	3.95 L	----	
RMX250	89-97	EM32012	4.95 L	EM32941	5.95 L	204003	4.95 L	203350	5.95 L
RS250	80-81	EM26802	3.95 L	EM26801	3.95 L	203764	4.95 L	203763	4.95 L
SP250	82-83	EM64922	4.95 J	EM79471	5.95 L	----		----	
SP250	85	EM64922	4.95 J	EM64931	5.95 L	----		----	
TM250	72-75	EM26802	3.95 L	EM26801	3.95 L	203764	4.95 L	203763	4.95 L
TS250	74-79	EM79402	4.95 L	EM79411	4.95 L	----		----	
TS250	80-83	EM79412	4.95 L	EM79421	4.95 L	----		----	
DR350	90-96	EM32012	4.95 L	EM79481	4.95 L	----		----	
DR350SE	90-99	EM32012	4.95 L	EM64881	5.95 L	204003	4.95 L	203611	4.95 L
DR370 C/N	78-79	EM26802	3.95 L	EM26801	3.95 L	203764	4.95 L	203763	4.95 L
RM370 A/B	76-77	EM26802	3.95 L	EM26801	3.95 L	203764	4.95 L	203763	4.95 L
SP370	78-79	EM79402	4.95 L	----		----		----	
DR400	80	EM32012	4.95 L	EM32011	4.95 L	204003	4.95 L	203241	4.95 L
DRZ400/E	00-07	EM79482	3.95 J	EM24031	5.95 L	EM79488	4.95 L	EM32021	6.95 L
DRZ400S/SM/SL1	00-13	203575	5.95 L	203608	4.95 L	----		----	
PE400	80-81	EM26802	3.95 L	EM26801	3.95 L	203764	4.95 L	203763	4.95 L
RM400	78-80	EM26802	3.95 L	EM26801	3.95 L	203764	4.95 L	203763	4.95 L
SP400	80	EM32012	4.95 L	----		204003	4.95 L	----	
TM400	71-73	EM79402	4.95 L	EM79411	4.95 L	----		----	
TM400	74-75	EM26802	3.95 L	EM26801	3.95 L	203764	4.95 L	203763	4.95 L
TS400	72-77	EM79402	4.95 L	EM79411	4.95 L	----		----	
RMZ450	05-13	EM79482	3.95 J	EM33451	7.95 L	----		----	
RM465	81	EM26802	3.95 L	EM26801	3.95 L	203764	4.95 L	203763	4.95 L
RM465	82	EM32012	4.95 L	EM32011	4.95 L	204003	4.95 L	203241	4.95 L
DR500	81	EM79412	4.95 L	EM79421	4.95 L	----		----	
DR500	82-83	EM64922	4.95 J	EM79471	5.95 L	----		----	
RM500	83-84	EM32012	4.95 L	EM32011	4.95 L	204003	4.95 L	203241	4.95 L
SP500	81	EM79412	4.95 L	----		----		----	
SP500	82-83	EM64922	4.95 J	EM79471	5.95 L	----		----	
SP600	85	EM64922	4.95 J	EM64931	5.95 L	----		----	
DR650 S/SE	90-93	EM79452	4.95 L	EM64821	4.95 L	----		----	
DR650S/SE	94-13	----		EM64821	4.95 L	----		----	
<b>YAMAHA</b>									
DT50M/MX	80-83	EM24212	3.95 L	EM24211	3.95 L	----		----	
LB50	81-82	EM24212	3.95 L	EM24211	3.95 L	----		----	
LB50P E-J Chappy	78-82	EM24212	3.95 L	EM24211	3.95 L	----		----	
LC50 G/H Bop	80-82	EM24212	3.95 L	EM24211	3.95 L	----		----	
MA50M (QT50)	80-88	EM24212	3.95 L	EM24211	3.95 L	----		----	
MJ50J Towny	82	EM24212	3.95 L	EM24211	3.95 L	----		----	
PW50/Zinger	92-14	EM24242	3.95 L	EM24231	2.95 L	----		----	
QT50	79-87	EM24212	3.95 L	EM24211	3.95 L	----		----	

## DIRT BIKE CONTROL LEVERS CONTINUED

MODEL	YEAR	CLUTCH		BRAKE		GP CLUTCH		GP BRAKE	
<b>YAMAHA CONTINUED</b>									
TY50	80	EM24212	3.95 L	EM24211	3.95 L	----	----	----	----
YZ50	80	EM51122	4.95 L	EM51161	3.95 J	203414	4.95 L	203426	4.95 L
JT1 60 Mini Enduro	71-73	EM24212	3.95 L	EM24211	3.95 L	----	----	----	----
YZ60	81-83	EM51122	4.95 L	EM51161	3.95 J	203414	4.95 L	203426	4.95 L
BW80	86-88	EM51122	4.95 L	EM51161	3.95 J	203414	4.95 L	203426	4.95 L
DT80	81-83	EM24212	3.95 L	EM24211	3.95 L	----	----	----	----
GT80	73-79	EM24212	3.95 L	EM24211	3.95 L	----	----	----	----
MX80	80-83	EM24212	3.95 L	EM24211	3.95 L	----	----	----	----
PW80 Zinger	95-06	----	----	EM51161	3.95 J	----	----	----	----
TY80	74-77	EM26802	3.95 L	EM26801	3.95 L	203764	4.95 L	203763	4.95 L
YZ80	74-78	EM26802	3.95 L	EM26801	3.95 L	203764	4.95 L	203763	4.95 L
YZ80	79-85	EM51122	4.95 L	EM51161	3.95 J	203414	4.95 L	203426	4.95 L
YZ80	86-94	EM51122	4.95 L	EM51251	5.95 L	203414	4.95 L	203447	6.95 L
YZ80	95-96	EM79482	3.95 J	EM51251	5.95 L	EM79488	4.95 L	203447	6.95 L
YZ80	97-01	EM79482	3.95 J	EM51151	5.95 L	EM79488	4.95 L	203424	5.95 L
YZ85	02-14	----	----	EM33451	7.95 L	----	----	----	----
TTR90/E	00-07	----	----	EM51161	3.95 J	----	----	203426	4.95 L
DT100	74-76	EM26802	3.95 L	EM26801	3.95 L	203764	4.95 L	203763	4.95 L
DT100	77-83	EM24212	3.95 L	EM24211	3.95 L	----	----	----	----
MX100	74-75	EM26802	3.95 L	EM26801	3.95 L	203764	4.95 L	203763	4.95 L
MX100	79-80	EM26802	3.95 L	EM26801	3.95 L	203764	4.95 L	203763	4.95 L
MX100	81-83	EM51122	4.95 L	EM51161	3.95 J	203414	4.95 L	203426	4.95 L
RT100	89-00	EM51122	4.95 L	EM51161	3.95 J	203414	4.95 L	203426	4.95 L
YZ100	75-83	EM51122	4.95 L	EM51161	3.95 J	203414	4.95 L	203426	4.95 L
TTR110E	08-14	----	----	EM51161	3.95 J	----	----	203426	4.95 L
DT125	74-76	EM26802	3.95 L	EM26801	3.95 L	203764	4.95 L	203763	4.95 L
DT125	79-81	EM51222	4.95 J	EM51231	4.95 J	203764	4.95 L	203763	4.95 L
DT125LC	82-86	EM32512	4.95 L	EM32621	4.95 L	203764	4.95 L	203763	4.95 L
IT125	80-81	EM51122	4.95 L	EM51161	3.95 J	203414	4.95 L	203426	4.95 L
MX125	74-76	EM26802	3.95 L	EM26801	3.95 L	203764	4.95 L	203763	4.95 L
TTR125 Drum	00-09	----	----	EM51161	3.95 J	----	----	----	----
TTR125L Disc	00-14	----	----	EM51271	5.95 L	----	----	----	----
XT125	82-83	EM32512	4.95 L	EM32621	4.95 L	203764	4.95 L	203763	4.95 L
YZ125	76	EM26802	3.95 L	EM26801	3.95 L	203764	4.95 L	----	----
YZ125	78-82	EM51122	4.95 L	EM51161	3.95 J	203414	4.95 L	203426	4.95 L
YZ125	83-84	EM26822	4.95 L	EM51161	3.95 J	----	----	EM51161	3.95 J
YZ125	85-89	EM51122	4.95 L	EM51251	5.95 L	203414	4.95 L	203447	6.95 L
YZ125	90-93	EM51122	4.95 L	EM51271	5.95 L	203414	4.95 L	203455	5.95 L
YZ125	94-95	EM79482	3.95 J	EM51271	5.95 L	EM79488	4.95 L	203455	5.95 L
YZ125	96-00	EM79482	3.95 J	EM51151	5.95 L	EM79488	4.95 L	203424	5.95 L
YZ125	01-14	EM26842	4.95 L	EM32591	9.95 L	----	----	----	----
DT175	75-76	EM26802	3.95 L	EM26801	3.95 L	203764	4.95 L	203763	4.95 L
DT175	78-81	EM51222	4.95 J	EM51231	4.95 J	203764	4.95 L	203763	4.95 L
IT175	79-83	EM51122	4.95 L	EM51161	3.95 J	203414	4.95 L	203426	4.95 L
MX175	75	EM26802	3.95 L	EM26801	3.95 L	203764	4.95 L	203763	4.95 L
MX175	81	EM51122	4.95 L	EM51161	3.95 J	203414	4.95 L	203426	4.95 L
RT180	90-93	EM51122	4.95 L	EM51161	3.95 J	203414	4.95 L	203426	4.95 L
BW200	86-88	EM51122	4.95 L	EM51161	3.95 J	203414	4.95 L	203426	4.95 L
IT200	84-85	EM51122	4.95 L	EM51161	3.95 J	203414	4.95 L	203426	4.95 L
IT200 Disc	1986	EM51122	4.95 L	EM51251	5.95 L	203414	4.95 L	203447	6.95 L
TW200 Trailway	87-95	EM51122	4.95 L	EM51161	3.95 J	203414	4.95 L	203426	4.95 L
TW200	98-14	----	----	EM51251	5.95 L	----	----	----	----
WR200	90-93	EM51122	4.95 L	EM51271	5.95 L	203414	4.95 L	203455	5.95 L
XT200	82-83	EM32512	4.95 L	EM32621	4.95 L	203764	4.95 L	203763	4.95 L
TT225	86-87	EM51122	4.95 L	EM51251	5.95 L	203414	4.95 L	203447	6.95 L
TTR225	00-04	EM51122	4.95 L	EM51251	5.95 L	203414	4.95 L	203447	6.95 L
XT225	97-05	EM51122	4.95 L	EM51161	3.95 J	----	----	----	----
XT225	06-07	EM51122	4.95 L	EM51251	5.95 L	----	----	----	----
TTR230	05-11	EM51122	4.95 L	EM51251	5.95 L	----	----	----	----
DT250	75-77	EM26802	3.95 L	EM26801	3.95 L	203764	4.95 L	203763	4.95 L
DT250	79-81	EM51222	4.95 J	EM51231	4.95 J	203764	4.95 L	203763	4.95 L
IT250	79-83	EM51122	4.95 L	EM51161	3.95 J	203414	4.95 L	203426	4.95 L
MX250	74-75	EM26802	3.95 L	EM26801	3.95 L	203764	4.95 L	203763	4.95 L
TT250	80-82	EM51122	4.95 L	EM51161	3.95 J	203414	4.95 L	203426	4.95 L

- accessories
- body
- handlebar & grips
- cables & levers**
- exhaust
- engine
- fuel & intake
- electrical & ignition
- clutch
- drive
- bearings
- brakes
- steering & suspension
- tires
- tools & shop

## DIRT BIKE CONTROL LEVERS CONTINUED

MODEL	YEAR	CLUTCH		BRAKE		GP CLUTCH		GP BRAKE	
<b>YAMAHA CONTINUED</b>									
TTR250	00-07	----		EM51251	5.95 L	----		----	
TY250	74-76	EM26802	3.95 L	EM26801	3.95 L	203764	4.95 L	203763	4.95 L
WR250	91-93	EM51122	4.95 L	EM51271	5.95 L	203414	4.95 L	203455	5.95 L
WR250	94-97	EM79482	3.95 J	EM51271	5.95 L	EM79488	4.95 L	203455	5.95 L
WR250F	01-05	EM26842	4.95 L	EM33451	7.95 L	----		----	
WR250F	06-13	EM26882	4.95 L	EM33451	7.95 L	----		----	
XT250	09-14	EM51122	4.95 L	EM51251	5.95 L	----		----	
XT250	80-83	EM26802	3.95 L	EM26801	3.95 L	203764	4.95 L	203763	4.95 L
XT250	84	EM32512	4.95 L	EM32621	4.95 L	203764	4.95 L	203763	4.95 L
YZ250	74-77	EM26802	3.95 L	EM26801	3.95 L	203764	4.95 L	203763	4.95 L
YZ250	78-84	EM51122	4.95 L	EM51161	3.95 J	203414	4.95 L	203426	4.95 L
YZ250	85-89	EM51122	4.95 L	EM51251	5.95 L	203414	4.95 L	203447	6.95 L
YZ250	90-93	EM51122	4.95 L	EM51271	5.95 L	203414	4.95 L	203455	5.95 L
YZ250	94-96	EM79482	3.95 J	EM51271	5.95 L	EM79488	4.95 L	203455	5.95 L
YZ250	97-00	EM79482	3.95 J	EM51151	5.95 L	EM79488	4.95 L	203424	5.95 L
YZ250	01-07	EM26842	4.95 L	EM33451	7.95 L	----		----	
YZ250	08-14	EM26842	4.95 L	EM32591	9.95 L	----		----	
YZ250F	01-06	EM26842	4.95 L	EM33451	7.95 L	----		----	
YZ250F	07-14	EM32672	5.95 L	EM32591	9.95 L	----		----	
BW350	87-88	EM51122	4.95 L	EM51161	3.95 J	203414	4.95 L	203426	4.95 L
TT350	86-87	EM51122	4.95 L	EM51251	5.95 L	203414	4.95 L	203447	6.95 L
TY350 Trials	85-86	EM51122	4.95 L	EM51161	3.95 J	203414	4.95 L	203426	4.95 L
XT350	85-93	EM32512	4.95 L	EM32561	6.95 L	203764	4.95 L	203424	5.95 L
XT350	97-00	EM32562	5.95 L	EM32561	6.95 L	----		203424	5.95 L
WR400	98-00	EM79482	3.95 J	EM32511	4.95 L	----		203424	5.95 L
YZ400F	98-99	EM79482	3.95 J	EM32511	4.95 L	----		203424	5.95 L
YZ426	00-02	EM51122	4.95 L	EM33451	7.95 L	----		----	
WR426F	00-03	EM26842	4.95 L	EM51151	5.95 L	----		203424	5.95 L
WR450	03-05	EM26862	4.95 L	EM33451	7.95 L	----		----	
WR450F	06-14	EM26882	4.95 L	EM33451	7.95 L	----		----	
YZ450F	03-05	EM26842	4.95 L	EM33451	7.95 L	----		----	
YZ450F	06-08	EM32672	5.95 L	EM33451	7.95 L	----		----	
YZ450F	09-14	EM32672	5.95 L	EM32591	9.95 L	----		----	
IT465	81-82	EM51122	4.95 L	EM51161	3.95 J	203414	4.95 L	203426	4.95 L
YZ465	80-81	EM51122	4.95 L	EM51161	3.95 J	203414	4.95 L	203426	4.95 L
IT490	83-84	EM51122	4.95 L	EM51161	3.95 J	203414	4.95 L	203426	4.95 L
YZ490	82-84	EM51122	4.95 L	EM51161	3.95 J	203414	4.95 L	203426	4.95 L
YZ490	85-90	EM51122	4.95 L	EM51251	5.95 L	203414	4.95 L	203447	6.95 L
TT500	80	203436	5.95 L	----		----		----	
TT500	81	EM51122	4.95 L	EM32501	4.95 L	203414	4.95 L	----	
WR500	92-93	EM51122	4.95 L	EM51271	5.95 L	203414	4.95 L	203455	5.95 L
XT500	79-81	EM51222	4.95 J	EM51231	4.95 J	203764	4.95 L	203763	4.95 L
XT550	82-83	EM32512	4.95 L	EM32512	4.95 L	203764	4.95 L	203763	4.95 L
TT600	83-84	EM51122	4.95 L	EM51161	3.95 J	203414	4.95 L	203426	4.95 L
TT600	85-86	EM51122	4.95 L	EM51251	5.95 L	203414	4.95 L	203447	6.95 L
XT600	87-89	EM32562	5.95 L	EM32561	6.95 L	----		----	
XT600	90-95	EM32562	5.95 L	----		----		----	

## LEVER BRACKETS

Complete with cable adjusters, nuts, screws and bolts



MODEL	DESCRIPTION	YEAR	OEM #	PART #		
<b>HONDA DIRT BIKE</b>						
	BLACK BRAKE		53171-376-000	<b>EM37201</b>	<b>7.95</b>	L
	BLACK CLUTCH		53172-376-000	<b>EM37202</b>	<b>7.95</b>	L
XR	BLACK BRAKE		53171-429-770	<b>EM37261</b>	<b>6.95</b>	L
XR	BLACK CLUTCH		53172-429-770	<b>EM37262</b>	<b>6.95</b>	L
XR	ALLOY BRAKE		57171-KT0-840	<b>EM37271</b>	<b>6.95</b>	H
CR	BLACK CLUTCH		53172-KA3-730	<b>EM37272</b>	<b>6.95</b>	L
CRF 150/230	CLUTCH	03-05	53172-KPS-900	<b>EM30122</b>	<b>12.95</b>	L
<b>KAWASAKI DIRT BIKE</b>						
KX	BLACK CLUTCH	90 AND UP	13091-1680	<b>EM38102</b>	<b>6.95</b>	L
	BLACK BRAKE			<b>EM73801</b>	<b>6.95</b>	L
	BLACK CLUTCH			<b>EM73802</b>	<b>6.95</b>	L
<b>SUZUKI DIRT BIKE</b>						
	BLACK BRAKE			<b>EM73801</b>	<b>6.95</b>	L
	BLACK CLUTCH			<b>EM73802</b>	<b>6.95</b>	L
RM 125/250	CLUTCH	04-05	57500-37F10	<b>EM38152</b>	<b>14.95</b>	L
<b>YAMAHA DIRT BIKE</b>						
	BLACK BRAKE			<b>EM73801</b>	<b>6.95</b>	L
	BLACK CLUTCH			<b>EM73802</b>	<b>6.95</b>	L

## SHIFT LEVERS

- Forged from super tough aircraft grade 6061 T6 aluminum alloy
- Folding tip reduces crash damage
- Fits like OEM at a fraction of the cost
- Aggressively knurled tip for slip free shifting



MODEL	YEAR	A=ALUMINUM S=STEEL	OEM #	F=FOLDING NF=NON FOLDING	PART #		
<b>HONDA</b>							
XR50/70 CRF50/70	00-12	A	24701-GEL-770	F	<b>EM87901</b>	<b>29.95</b>	L
XR50/70 CRF50/70	00-12	A	24701-GEL-770	F	<b>EM88033*</b>	<b>29.95</b>	L
CR80/85R	96-07	A	24700-GBF-830	F	<b>EM88037</b>	<b>29.95</b>	L
XL125/185	79-83	S	24700-437-000	F	<b>EM88081</b>	<b>20.95</b>	L
XR80/100 CRF80/100	01-12	A	24701-KN4-A60	F	<b>EM87902</b>	<b>29.95</b>	L
CRF150/230F	03-12	A	24701-KN4-A60	F	<b>EM87902</b>	<b>29.95</b>	L
CR125R	83-89	S	24700-K56-700	F	<b>826295</b>	<b>13.95</b>	L
CR125R	85-07	A	24700-K24-J10	F	<b>EM88035</b>	<b>29.95</b>	L
CR125R	90-97	S	24700-KS6-701	F	<b>EM88086</b>	<b>15.95</b>	L
CRF150R	07-12	A	24700-KSE-000	F	<b>EM88025</b>	<b>29.95</b>	L
CR250R	04-07	A	24700-KZ3-J50	F	<b>EM88032</b>	<b>29.95</b>	L
CRF250R/X	04-09	A	24700-KRN-000	F	<b>EM88034</b>	<b>29.95</b>	L
CRF250R/X	10-12	A	24700-KRN-305	F	<b>826259</b>	<b>29.95</b>	L
CR250R	84-03	A	24700-KA4-730	F	<b>826293</b>	<b>29.95</b>	L
CR250R	84-03	S	24700-K57-700	F	<b>EM88041</b>	<b>13.95</b>	L
CR250/450/480R	81-83	S	24700-KA4-710	F	<b>826301</b>	<b>15.95</b>	L
CR500R	84-01	S	24700-K57-700	F	<b>EM88041</b>	<b>13.95</b>	L
CR500R	84-89	A	24700-KA4-730	F	<b>826293</b>	<b>29.95</b>	L

- accessories
- body
- handlebar & grips
- cables & levers**
- exhaust
- engine
- fuel & intake
- electrical & ignition
- clutch
- drive
- bearings
- brakes
- steering & suspension
- tires
- tools & shop

## EMGO SHIFT LEVERS CONTINUED

MODEL	YEAR	A=ALUMINUM S=STEEL	OEM #	F=FOLDING NF=NON FOLDING	PART #		
<b>HONDA CONTINUED</b>							
CR500R	90-01	A	24700-ML3-600	F	<b>EM88031</b>	<b>29.95</b>	L
XR400R	96-99	A	24700-KCY-670	F	<b>EM87903</b>	<b>29.95</b>	L
CRF450R	02-07	A	24700-MEN-730	F	<b>826294</b>	<b>29.95</b>	L
CRF450R	08-10	A	24700-MEN-A00	F	<b>826261</b>	<b>29.95</b>	L
CRF450R	11-12	A	24700-MEN-306	F	<b>826260</b>	<b>29.95</b>	L
XR650L	93-12	S	24700-MY6-670	F	<b>EM88068</b>	<b>21.95</b>	L
<b>KAWASAKI</b>							
KX60	83-03	S	13242-1210	F	<b>EM88050</b>	<b>16.95</b>	L
KX65	00-12	A	13242-1366	F	<b>EM88049</b>	<b>29.95</b>	L
KX80	83-90	S	13242-1205	F	<b>EM88050</b>	<b>16.95</b>	L
KX80	91-00	A	13242-1286	F	<b>EM87921</b>	<b>29.95</b>	L
KX85	01-12	A	13242-1286	F	<b>EM87921</b>	<b>29.95</b>	L
KX100	91-12	A	13242-1286	F	<b>EM87921</b>	<b>29.95</b>	L
KLX110	02-04	A	13156-1205	F	<b>826298*</b>	<b>29.95</b>	L
KLX110	05-11	A	13156-0039	F	<b>826300*</b>	<b>29.95</b>	L
KX125/250	83-93	S	13156-1240	F	<b>826296</b>	<b>14.95</b>	L
KX125/250	94-02	S	13156-1347	F	<b>826297</b>	<b>14.95</b>	L
KX125/250	94-02	A	13156-1492	F	<b>EM88058</b>	<b>29.95</b>	L
KX125/250	03-05	A	13156-1493	F	<b>EM88058</b>	<b>29.95</b>	L
KX250F	04-05	A	13156-0030	F	<b>EM88054</b>	<b>29.95</b>	L
KX250F	06-08	A	13156-0050	F	<b>EM88059</b>	<b>29.95</b>	L
KX250F	09-12	A	13156-0124	F	<b>EM10133</b>	<b>29.95</b>	L
KX450F	06-08	A	13156-0067	F	<b>826287</b>	<b>29.95</b>	L
KX450F	09-11	A	13156-0125	F	<b>EM10132</b>	<b>29.95</b>	L
KLX450R	08-09	A	13156-0067	F	<b>826287</b>	<b>29.95</b>	L
KX500	87-93	S	13156-1240	F	<b>EM88050</b>	<b>16.95</b>	L
KX500	94-04	S	13156-1347	F	<b>826297</b>	<b>14.95</b>	L
<b>SUZUKI</b>							
RM65	03-05	A	K1315-61347	F	<b>EM88049</b>	<b>29.95</b>	L
DR-Z70	08-09	A	25600-14H00	F	<b>826265</b>	<b>29.95</b>	L
DS80/JR80	96-04	S	25600-16520	F	<b>EM88083</b>	<b>18.95</b>	L
RM80/85	89-12	A	25600-03B10	F	<b>EM88015</b>	<b>29.95</b>	L
TM100/RM100	74-78	S	25600-16500	F	<b>EM88083</b>	<b>18.95</b>	L
DRZ110	02-04	A	K1315-1205	F	<b>826298*</b>	<b>29.95</b>	L
DRZ110	05-08	A	K1316-0038	F	<b>826298*</b>	<b>29.95</b>	L
TM125/RM125	73-78	S	25600-16500	F	<b>EM88083</b>	<b>18.95</b>	L
RM125	92-00	S	25600-27C05	F	<b>826315</b>	<b>14.95</b>	L
RM125	01-08	A	25600-36F10	F	<b>EM88014</b>	<b>29.95</b>	L
DR250S	90-95	S	25600-14D04	F	<b>EM88087</b>	<b>22.95</b>	L
TM250	72-75	S	25610-41100	F	<b>EM88083</b>	<b>18.95</b>	L
RM250	82-88	S	25600-14311	F	<b>826314</b>	<b>14.95</b>	L



## EMGO SHIFT LEVERS CONTINUED

MODEL	YEAR	A=ALUMINUM S=STEEL	OEM #	F=FOLDING NF=NON FOLDING	PART #		
<b>SUZUKI CONTINUED</b>							
RM250	01-08	S	25600-37F10	F	EM88089	14.95	L
RM250	01-08	A	25600-37F20	F	EM88016	29.95	L
RM-Z250	04-05	A	K1315-60030	F	EM88054	29.95	L
RM-Z250	06-10	A	25600-10H10	F	EM87942	28.95	L
DR350S	90-96	S	25600-14D04	F	EM88087	22.95	L
RM370	76-77	S	25610-41100	F	EM88083	18.95	L
DR-Z400/S	01-12	A	25600-05D03	F	826292	29.95	L
TM400/TS400	71-77	S	25600-06500	F	EM88083	18.95	L
RM-Z450	05-07	A	25600-35G00	F	826263	29.95	L
RM-Z450	08-12	A	25600-28H00	F	EM87943	31.95	L
RM465	81-82	S	25600-14311	F	826314	14.95	L
RM500	83-84	S	25600-14321	F	826314	14.95	L
DR650	96-11	S	25600-32E00	F	EM88087	22.95	L
<b>YAMAHA</b>							
YZ80	84-02	A	2HF-18110-02-00	F	826206	29.95	L
YZ85	03-12	A	2HF-18110-02-00	F	826206	29.95	L
YZ100	82-83	S	24X-18101-01-00	F	826308	21.95	L
YZ125	80-85	S	24X-18101-01-00	F	826308	21.95	L
YZ125	91-95	S	1LX-18110-02-00	F	EM88073	12.95	L
YZ125	96-04	A	4SS-18110-00-00	F	826268	29.95	L
YZ125	05-12	A	1C3-18110-00-00	F	EM88023	29.95	L
IT175/IT200	80-86	S	24X-18101-01-00	F	826308	21.95	L
YZ250	86-87	S	23X-18110-01-00	F	826307	14.95	L
YZ250	88-95	S	2VM-18110-00-00	F	EM88074	14.95	L
YZ250	96-98	A	4SS-18110-00-00	F	826268	29.95	L
YZ250	99-04	A	5CU-18110-00-00	F	826288	29.95	L
YZ250	05-12	A	1C3-18110-00-00	F	EM88023	29.95	L
YZ250F	01-05	A	5UL-18110-00-00	F	EM88071	13.95	L
YZ250F	06-12	A	5XC-18110-10-00	F	EM88024	28.95	L
WR250F	01-06	A	5UL-18110-00-00	F	EM88071	13.95	L
WR250F	07-12	A	5XC-18110-10-00	F	EM88024	28.95	L
WR250R/X	08-12	A	3D7-18110-00-00	F	826269	29.95	L
YZ/WR400F - YZ/WR426F	98-02	A	5BE-18110-00-00	F	EM88069	29.95	L
YZ450F	03-05	A	5TA-18110-00-00	F	EM88069	29.95	L
YZ450F	06-12	A	2S2-18110-00-00	F	EM88039	29.95	L
WR450F	03-06	A	5UL-18110-00-00	F	EM88071	13.95	L
WR450F	07-12	A	5XC-18110-10-00	F	EM88024	28.95	L
YZ490/WR500	84-93	S	23X-18110-01-00	F	826307	14.95	L

NOTE: Items with \* are 1" longer than stock

- accessories
- body
- handlebar & grips
- cables & levers**
- exhaust
- engine
- fuel & intake
- electrical & ignition
- clutch
- drive
- bearings
- brakes
- steering & suspension
- tires
- tools & shop

- accessories
- body
- handlebar & grips
- cables & levers**
- exhaust
- engine
- fuel & intake
- electrical & ignition
- clutch
- drive
- bearings
- brakes
- steering & suspension
- tires
- tools & shop



## HOT START LEVER FOR CRF250/450

Fits: 03-04 Honda CRF250/450 4-Stroke



EM30185	43.95	L
---------	-------	---



## PEDAL ANCHOR KIT



142495	6.50	E
--------	------	---

- Prevents brake pedal from catching on berms, branches, rocks, etc.
- Includes 3 cables, 3 special crimp fittings and 12 in. of 1/8 in. clear PVC
- Made in the USA

MODEL	YEAR
<b>HONDA</b>	
CR125R	00-07
CR250R	00-07
CRF250R	04-16
CRF250X	04-09
CRF250X	12-13
CRF450R	02-16
CRF450X	05-09
CRF450X	12-14
<b>KAWASAKI</b>	
KX 125	96-05
KX 250	00-07
KX 250F	04-13
KX 450F	06-16

MODEL	YEAR
<b>SUZUKI</b>	
RM 125	00-08
RM 250	00-08
RMZ 250	04-16
RMZ 450	05-16
<b>YAMAHA</b>	
YZ 125	00-15
YZ 250	00-15
YZ 250F	01-16
YZ 250FX	15
YZ 450F	03-16



## HIGH RISE BAR CONTROLS


- Kit is designed for use with most high rise seven eighths inch bar kits.
- Intended for use with the stock carb
- Includes CR Pro Throttle ([671053](#)), throttle cable with carb cap ([140463](#)), brake lever assembly ([142625](#)) and brake cable ([140462](#))



HONDA				
CRF50F	04-09	140516	79.99	J
CRF50F	11-15	140516	79.99	J
XR50R	00-03	140516	79.99	J



## KICKSTART LEVERS



MODEL	YEAR	PART #	DESCRIPTION
<b>HONDA</b>			
CT125	77	<b>EM8361614 27.95</b>	L
XL125S	79-83	<b>EM8361614 27.95</b>	L
XL185	79	<b>EM8361614 27.95</b>	L
TLR200 Relfex	86-87	<b>EM8361614 27.95</b>	L
XL200R	83-84	<b>EM8361614 27.95</b>	L
XR200	80-84	<b>EM8361614 27.95</b>	L
XR200R	81-83	<b>EM8361614 27.95</b>	L
XR200R	86-93	<b>EM8361614 27.95</b>	L
XL250S	78-81	<b>EM8361611 50.95</b>	L
XL250R	81-83	<b>EM8361611 50.95</b>	L
XL250R	84-87	<b>EM8361612 51.95</b>	L
XR250	79-80	<b>EM8361611 50.95</b>	L
XR250R	84-91	<b>EM8361612 51.95</b>	L
XL350R	84-85	<b>EM8361612 51.95</b>	L
XR350R	83-84	<b>EM8361612 51.95</b>	L
XL500S	79-81	<b>EM8361612 51.95</b>	L
XL500R	82	<b>EM8361612 51.95</b>	L
XR500R	83-84	<b>EM8361612 51.95</b>	L
XL600R	82-86	<b>EM8361612 51.95</b>	L
<b>KAWASAKI</b>			
KE125	80-83	<b>EM8361640 27.95</b>	L
KDX175	80-82	<b>EM8361640 27.95</b>	L
KE175	80-83	<b>EM8361640 27.95</b>	L
KDX250	80-83	<b>EM8361640 27.95</b>	L
KL250	78-83	<b>EM8361640 27.95</b>	L
KLX250	79-80	<b>EM8361640 27.95</b>	L
KX250	80-86	<b>EM8361640 27.95</b>	L

MODEL	YEAR	PART #	DESCRIPTION
<b>SUZUKI</b>			
RM100	76	<b>EM8361620 27.95</b>	L 16MM Fine Spline
SP100	83-84	<b>EM8361620 27.95</b>	L 16MM Fine Spline
DR125	79-81	<b>EM8361620 27.95</b>	L 16MM Fine Spline
RM125	79	<b>EM8361620 27.95</b>	L 16MM Fine Spline
SP125	82-83	<b>EM8361620 27.95</b>	L 16MM Fine Spline
TS125	77-81	<b>EM8361620 27.95</b>	L 16MM Fine Spline
DR200	86	<b>EM8361620 27.95</b>	L 16MM Fine Spline
DR200S	85-87	<b>EM8361620 27.95</b>	L 16MM Fine Spline
DR250	82-85	<b>EM8361621 33.95</b>	L 20MM Coarse Spline
SP250	82-83	<b>EM8361621 33.95</b>	L 20MM Coarse Spline
DR370	78-79	<b>EM8361621 33.95</b>	L 20MM Coarse Spline
SP370	78-79	<b>EM8361621 33.95</b>	L 20MM Coarse Spline
DR400	80	<b>EM8361621 33.95</b>	L 20MM Coarse Spline
GN400	80-82	<b>EM8361621 33.95</b>	L 20MM Coarse Spline
RM400	80	<b>EM8361621 33.95</b>	L 20MM Coarse Spline
DR500	81-83	<b>EM8361621 33.95</b>	L 20MM Coarse Spline
SP500	81-83	<b>EM8361621 33.95</b>	L 20MM Coarse Spline
DR600R	86-89	<b>EM8361621 33.95</b>	L 20MM Coarse Spline
DR600S	85	<b>EM8361621 33.95</b>	L 20MM Coarse Spline
<b>YAMAHA</b>			
GT80		<b>EM8361600 13.95</b>	L
GTMX	77-79	<b>EM8361600 13.95</b>	L
DT80	82-83	<b>EM8361600 13.95</b>	L
GT80	78-99	<b>EM8361600 13.95</b>	L
MX80	80-82	<b>EM8361600 13.95</b>	L
YZ80	74-77	<b>EM8361600 13.95</b>	L
DT125	78-81	<b>EM8361630 27.95</b>	L
DT175	78-81	<b>EM8361630 27.95</b>	L

- accessories
- body
- handlebar & grips
- cables & levers**
- exhaust
- engine
- fuel & intake
- electrical & ignition
- clutch
- drive
- bearings
- brakes
- steering & suspension
- tires
- tools & shop

# CABLES & LEVERS

## MOTION PRO DIRT BIKE THROTTLE SLEEVES

- Replace OEM throttle sleeves
- Exceed the quality and durability of OEM sleeves
- Nylon fabric composite material
- Pop -out end caps for use with bar-end-type hand guards
- Molded ridges to help secure grips
- One-piece tube and reel design



MODEL	CC	TYPE	FOOT NOTE	YEAR	FIXED END	OPEN END	POP OUT END	TITAN
<b>BETA</b>								
350 RR	0350	Offroad		11-12	----	----	671098 9.99 E	143396 24.99 E
400 RR	0400	Offroad		08-12	----	----	671098 9.99 E	143396 24.99 E
450 RR	0450	Offroad		08-12	----	----	671098 9.99 E	143396 24.99 E
498 RR	0498	Offroad		12	----	----	671098 9.99 E	143396 24.99 E
520 RR	0498	Offroad		10-11	----	----	671098 9.99 E	143396 24.99 E
525 RR	0525	Offroad		08-09	----	----	671098 9.99 E	143396 24.99 E
<b>GAS GAS</b>								
EC 125	0125	Offroad		00-11	----	----	671079 9.99 E	143831 24.99 E
MC 125	0125	Offroad		00-08	----	----	671079 9.99 E	143831 24.99 E
EC 200	0200	Offroad		00-11	----	----	671079 9.99 E	143831 24.99 E
EC 250	0250	Offroad		00-12	----	----	671079 9.99 E	143831 24.99 E
MC 250	0250	Offroad		00-08	----	----	671079 9.99 E	143831 24.99 E
EC 300	0300	Offroad		00-12	----	----	671079 9.99 E	143831 24.99 E
<b>HONDA</b>								
CR60R	0060	Offroad		83	671087 9.99 E	----	----	----
XR75	0075	Offroad		74-76	671087 9.99 E	----	----	----
CR80R	0080	Offroad		80-82	671087 9.99 E	----	----	----
CR80R	0080	Offroad		85-00	----	----	671085 9.99 E	----
CR80RB	0080	Offroad		96-00	----	----	671085 9.99 E	----
CRF80F	0080	Offroad		04-09	671087 9.99 E	----	----	----
XR80	0080	Offroad		83-84	671087 9.99 E	----	----	----
XR80R	0080	Offroad		85-03	671087 9.99 E	----	----	----
CR85R	0085	Offroad		03-07	----	----	671085 9.99 E	----
CR85RB	0085	Offroad		03-07	----	----	671085 9.99 E	----
CRF100F	0100	Offroad		04-09	671087 9.99 E	----	----	----
CRF100F	0100	Offroad		11-13	671087 9.99 E	----	----	----
XL100S	0100	Dual Sport		75-80	671087 9.99 E	----	----	----
XR100R	0100	Offroad		81-03	671087 9.99 E	----	----	----
CR125R	0125	Offroad		84	671088 9.99 E	----	----	----
CR125R	0125	Offroad		89-07	----	----	671079 9.99 E	143831 24.99 E
CT125 TRAIL 125	0125	Offroad		77	671087 9.99 E	----	----	----
MT125 ELSINORE	0125	Offroad		74-76	671087 9.99 E	----	----	----
TL125 TRIALS 125	0125	Offroad		73-76	671087 9.99 E	----	----	----
XL125S	0125	Dual Sport		74-85	671087 9.99 E	----	----	----
NX125	0126	Dual Sport		88-90	671087 9.99 E	----	----	----
CRF150F	0150	Offroad		03-09	671087 9.99 E	----	----	----
CRF150F	0150	Offroad		12-15	671087 9.99 E	----	----	----
XL185S	0185	Dual Sport		79-83	671087 9.99 E	----	----	----
XR185	0185	Offroad		79	671087 9.99 E	----	----	----
TR200 FAT CAT	0200	Offroad		86-87	671087 9.99 E	----	----	----
XL200R	0200	Dual Sport		83-84	671087 9.99 E	----	----	----
XR200	0200	Offroad		80-84	671087 9.99 E	----	----	----
XR200R	0200	Offroad		81-83	671087 9.99 E	----	----	----
XR200R	0200	Offroad		84-85	----	----	671080 9.99 E	----

## MOTION PRO DIRT BIKE THROTTLE SLEEVES CONTINUED

MODEL	CC	TYPE	FOOT NOTE	YEAR	FIXED END	OPEN END	POP OUT END	TITAN
<b>HONDA CONTINUED</b>								
XR200R	0200	Offroad		86-02	671087 9.99 E	----	----	----
CRF230F	0230	Offroad		03-09	----	----	671080 9.99 E	----
CRF230F	0230	Offroad		12-16	----	----	671080 9.99 E	----
CRF230L	0230	Dual Sport		08-09	----	----	671080 9.99 E	----
CR250R	0250	Offroad		84	671088 9.99 E	----	----	----
CR250R	0250	Offroad		89-07	----	----	671079 9.99 E	143831 24.99 E
CRF250R	0250	Offroad		04-16	----	----	671097 9.99 E	----
CRF250R	0250	Offroad	112	04-16	----	----	----	143394 24.99 E
CRF250X	0250	Offroad		04-09	----	----	671097 9.99 E	----
CRF250X	0250	Offroad	112	04-09	----	----	----	143394 24.99 E
CRF250X	0250	Offroad		12-13	----	----	671097 9.99 E	----
CRF250X	0250	Offroad	112	12-13	----	----	----	143394 24.99 E
MT250 ELSINORE	0250	Offroad		74-76	671087 9.99 E	----	----	----
XL250	0250	Dual Sport		72-75	----	----	140237 9.99 E	----
XL250	0250	Dual Sport		76	----	----	671080 9.99 E	----
XL250R	0250	Dual Sport		82-83	----	----	671080 9.99 E	----
XL250S	0250	Dual Sport		78-81	----	----	671080 9.99 E	----
XR250	0250	Offroad		79-80	----	----	671080 9.99 E	----
XR250	0250	Offroad		91-96	----	----	671080 9.99 E	----
XR250L	0250	Offroad		91-96	----	----	671080 9.99 E	----
XR250R	0250	Offroad		81-04	----	----	671080 9.99 E	----
XL350	0350	Dual Sport		76-78	----	----	671080 9.99 E	----
XL350R	0350	Dual Sport		82	----	----	671080 9.99 E	----
XR350R	0350	Offroad		83-85	----	----	671080 9.99 E	----
XR400R	0400	Offroad		96-04	----	----	671080 9.99 E	----
CRF450R	0450	Offroad		02-16	----	----	671097 9.99 E	----
CRF450R	0450	Offroad	112	02-16	----	----	----	143394 24.99 E
CRF450X	0450	Offroad		05-09	----	----	671097 9.99 E	----
CRF450X	0450	Offroad	112	05-09	----	----	----	143394 24.99 E
CRF450X	0450	Offroad		12-14	----	----	671097 9.99 E	----
CRF450X	0450	Offroad	112	12-14	----	----	----	143394 24.99 E
CR500R	0500	Offroad		84	671088 9.99 E	----	----	----
CR500R	0500	Offroad		89-01	----	----	671079 9.99 E	143831 24.99 E
XL500S	0500	Dual Sport		79-81	----	----	671080 9.99 E	----
XR500	0500	Offroad		79-80	----	----	671080 9.99 E	----
XR500R	0500	Offroad		81-84	----	----	671080 9.99 E	----
XL600R	0600	Dual Sport		83-87	----	----	671080 9.99 E	----
XR600R	0600	Offroad		85-99	----	----	671080 9.99 E	----
XR650L	0650	Dual Sport		93-09	----	----	671080 9.99 E	----
XR650L	0650	Dual Sport		12-15	----	----	671080 9.99 E	----
XR650R	0650	Offroad		00-07	----	----	671080 9.99 E	----
<b>HUSABERG</b>								
TE 250	0250	Offroad		11-14	----	----	671079 9.99 E	143831 24.99 E
TE 300	0293	Offroad		11-14	----	----	671079 9.99 E	143831 24.99 E
FC 450	0450	Offroad		04-05	----	----	671098 9.99 E	143396 24.99 E
FE 450	0450	Offroad		04-11	----	----	671098 9.99 E	143396 24.99 E

- accessories
- body
- handlebar & grips
- cables & levers**
- exhaust
- engine
- fuel & intake
- electrical & ignition
- clutch
- drive
- bearings
- brakes
- steering & suspension
- tires
- tools & shop

## MOTION PRO DIRT BIKE THROTTLE SLEEVES CONTINUED

MODEL	CC	TYPE	FOOT NOTE	YEAR	FIXED END	OPEN END	POP OUT END	TITAN
<b>HUSABERG CONTINUED</b>								
FE 501	0510	Offroad		04	----	----	671098 9.99 E	143396 24.99 E
FC 550	0550	Offroad		04-05	----	----	671098 9.99 E	143396 24.99 E
FE 550	0550	Offroad		04-08	----	----	671098 9.99 E	143396 24.99 E
FE 570	0570	Offroad		10	----	----	671098 9.99 E	143396 24.99 E
FE 570S STREET LEGAL FI	0570	Dual Sport		11	----	----	671098 9.99 E	143396 24.99 E
FE 650	0650	Dual Sport		04-09	----	----	671098 9.99 E	143396 24.99 E
<b>HUSQVARNA</b>								
CR 125	0125	Offroad		00-12	----	----	671079 9.99 E	143831 24.99 E
TC 125	0125	Offroad		15	----	----	671079 9.99 E	143831 24.99 E
WR 125	0125	Offroad		00-12	----	----	671079 9.99 E	143831 24.99 E
CR 250	0250	Offroad		00-04	----	----	671079 9.99 E	143831 24.99 E
FC 250	0250	Offroad		14-15	----	----	671098 9.99 E	143396 24.99 E
FE 250	0250	Offroad		14-15	----	----	671098 9.99 E	143396 24.99 E
TE 250 2-STROKE	0250	Offroad		14-15	----	----	671079 9.99 E	143831 24.99 E
WR 250	0250	Offroad		00-12	----	----	671079 9.99 E	143831 24.99 E
TE 300 2-STROKE	0300	Offroad		14-15	----	----	671079 9.99 E	143831 24.99 E
WR 300	0300	Offroad		09-12	----	----	671079 9.99 E	143831 24.99 E
FC 350	0350	Offroad		14-15	----	----	671098 9.99 E	143396 24.99 E
FE 350	0350	Offroad		14-15	----	----	671098 9.99 E	143396 24.99 E
WR 360	0360	Offroad		00-02	----	----	671079 9.99 E	143831 24.99 E
TXC 449	0449	Offroad		11	----	----	671098 9.99 E	143396 24.99 E
FC 450	0450	Offroad		15	----	----	671098 9.99 E	143396 24.99 E
FE 450	0450	Offroad		14-15	----	----	671098 9.99 E	143396 24.99 E
FE 501	0510	Offroad		14-15	----	----	671098 9.99 E	143396 24.99 E
<b>KAWASAKI</b>								
KX 60	0060	Offroad		84-88	----	----	671092 9.99 E	----
KX 60	0060	Offroad		90-03	----	----	671092 9.99 E	----
KX 65	0065	Offroad		00-11	----	----	671092 9.99 E	----
KX 80/KX 80-W3	0080	Offroad		84-88	----	----	671083 9.99 E	----
KX 80/KX 80-W3	0080	Offroad		89-00	----	----	671092 9.99 E	----
KX 85	0085	Offroad		01-11	----	----	671092 9.99 E	----
KX 100	0100	Offroad		95-09	----	----	671092 9.99 E	----
KX 100	0100	Offroad		11	----	----	671092 9.99 E	----
KLX 110	0110	Offroad		02-09	----	----	671092 9.99 E	----
KLX 125	0125	Offroad		03-06	----	----	671086 9.99 E	----
KLX 125L	0125	Offroad		03-06	----	----	671086 9.99 E	----
KX 125	0125	Offroad		83-91	----	----	671083 9.99 E	----
KX 125	0125	Offroad		92-05	----	----	671082 9.99 E	143832 24.99 E
KDX 200	0200	Offroad		83-06	----	----	671083 9.99 E	----
KDX 220R	0220	Offroad		97-05	----	----	671083 9.99 E	----
KDX 250	0250	Offroad		83-84	----	----	671083 9.99 E	----
KDX 250	0250	Offroad		91-94	----	----	671083 9.99 E	----
KLX 250D/KLX 250R	0250	Dual Sport		94-96	----	----	671080 9.99 E	----
KX 250	0250	Offroad		83-91	----	----	671083 9.99 E	----
KX 250	0250	Offroad		92-07	----	----	671082 9.99 E	143832 24.99 E
KX 250F	0250	Offroad		04-16	----	----	671094 9.99 E	143395 24.99 E
KLX 300A/KLX 300R	0300	Offroad		97-07	----	----	671080 9.99 E	----
KLX 450A/KLX 450R	0450	Offroad		08-09	----	----	671094 9.99 E	143395 24.99 E
KLX 450AA/KLX 450R (AUSTRALIAN)	0450	Offroad	123	12-13	----	----	671094 9.99 E	143395 24.99 E
KX 450F	0450	offroad		06-16	----	----	671094 9.99 E	143395 24.99 E
KX 500	0500	Offroad		83-04	----	----	671083 9.99 E	----

## MOTION PRO DIRT BIKE THROTTLE SLEEVES CONTINUED

MODEL	CC	TYPE	FOOT NOTE	YEAR	FIXED END	OPEN END	POP OUT END	TITAN
<b>KAWASAKI CONTINUED</b>								
KL 600A/KLR 600	0600	Dual Sport		84	----	----	671092 9.99 E	----
KL 650E/KLR 650	0650	Dual Sport	139	08-15	----	----	671094 9.99 E	----
KLX 650A/650R	0650	Dual Sport		93-95	----	----	671080 9.99 E	----
KLX 650C/KLX 650R	0650	Dual Sport		93-96	----	----	671080 9.99 E	----
KLX 650D/650R	0650	Dual Sport		96	----	----	671080 9.99 E	----
<b>KTM</b>								
85 SX	0085	Offroad		04-12	----	----	671079 9.99 E	143831 24.99 E
105 SX	0105	Offroad		04	----	----	671079 9.99 E	143831 24.99 E
105 SX	0105	Offroad		06-11	----	----	671079 9.99 E	143831 24.99 E
105 XC	0105	Offroad		08-09	----	----	671079 9.99 E	143831 24.99 E
125 EXC	0125	Offroad		97	----	----	671081 9.99 E	----
125 EXC	0125	Offroad		98-03	----	----	671079 9.99 E	143831 24.99 E
125 EXC	0125	Offroad		05	----	----	671079 9.99 E	143831 24.99 E
125 SX	0125	Offroad		95-97	----	----	671081 9.99 E	----
125 SX	0125	Offroad		98-09	----	----	671079 9.99 E	143831 24.99 E
125 SX	0125	Offroad		11-15	----	----	671079 9.99 E	143831 24.99 E
144 SX	0144	Offroad		07-08	----	----	671079 9.99 E	143831 24.99 E
150 SX	0150	Offroad		09-14	----	----	671079 9.99 E	143831 24.99 E
150 SX	0150	Offroad		15	----	----	671079 9.99 E	----
150 XC	0150	Offroad		10-14	----	----	671079 9.99 E	143831 24.99 E
200 EXC	0200	Offroad		98-05	----	----	671079 9.99 E	143831 24.99 E
200 MXC	0200	Offroad		98-03	----	----	671079 9.99 E	143831 24.99 E
200 SX	0200	Offroad		03-04	----	----	671079 9.99 E	143831 24.99 E
200 XC	0200	Offroad		06-09	----	----	671079 9.99 E	143831 24.99 E
200 XCW	0200	Offroad		06-14	----	----	671079 9.99 E	143831 24.99 E
200 XCW	0200	Offroad		15-16	----	----	671079 9.99 E	----
250 EXC	0250	Offroad		97-05	----	----	671079 9.99 E	143831 24.99 E
250 EXCG RACING	0250	Offroad		02-05	----	----	671098 9.99 E	143396 24.99 E
250 FR FREERIDE 250 R	0250	Dual Sport		14	----	----	671079 9.99 E	143831 24.99 E
250 SX	0250	Offroad		95-96	----	----	671081 9.99 E	----
250 SX	0250	Offroad		97-11	----	----	671079 9.99 E	143831 24.99 E
250 SX	0250	Offroad		12	----	----	----	143831 24.99 E
250 SX	0250	Offroad		13-14	----	----	671079 9.99 E	143831 24.99 E
250 SX	0250	Offroad		15	----	----	671079 9.99 E	----
250 SXF	0250	Offroad		05-15	----	----	671098 9.99 E	143396 24.99 E
250 XC 2T E-START	0250	Offroad		06-14	----	----	671079 9.99 E	143831 24.99 E
250 XC 2T E-START	0250	Offroad		15	----	----	671079 9.99 E	----
250 XCF	0250	Offroad		07-09	----	----	671098 9.99 E	143396 24.99 E
250 XCF	0250	Offroad		11-15	----	----	671098 9.99 E	143396 24.99 E
250 XCFW	0250	Offroad		07-09	----	----	671098 9.99 E	143396 24.99 E
250 XCFW	0250	Offroad		12-15	----	----	671098 9.99 E	143396 24.99 E
250 XCFW CHAMPIONS EDITION	0250	Offroad		10	----	----	671098 9.99 E	143396 24.99 E
250 XCFW SIX DAYS	0250	Offroad		11	----	----	671098 9.99 E	143396 24.99 E
250 XCW	0250	Offroad		06-15	----	----	671079 9.99 E	143831 24.99 E
300 EXC	0300	Offroad		97-05	----	----	671079 9.99 E	143831 24.99 E
300 MXC	0300	Offroad		95-96	----	----	671081 9.99 E	----
300 MXC	0300	Offroad		97-05	----	----	671079 9.99 E	143831 24.99 E
300 XC	0300	Offroad		06-15	----	----	671079 9.99 E	143831 24.99 E
300 XCW	0300	Offroad		06-15	----	----	671079 9.99 E	143831 24.99 E
300 XCW SIX DAYS	0300	Offroad		14-15	----	----	671079 9.99 E	143831 24.99 E

- accessories
- body
- handlebar & grips
- cables & levers**
- exhaust
- engine
- fuel & intake
- electrical & ignition
- clutch
- drive
- bearings
- brakes
- steering & suspension
- tires
- tools & shop

## MOTION PRO DIRT BIKE THROTTLE SLEEVES CONTINUED

MODEL	CC	TYPE	FOOT NOTE	YEAR	FIXED END	OPEN END	POP OUT END	TITAN
<b>KTM CONTINUED</b>								
350 EXCF	0350	Dual Sport		12-15	----	----	671098 9.99 E	143396 24.99 E
350 SXF FI	0350	Offroad		11-15	----	----	671098 9.99 E	143396 24.99 E
350 XCF	0350	Offroad		11-15	----	----	671098 9.99 E	143396 24.99 E
350 XCFW	0350	Offroad		12-16	----	----	671098 9.99 E	143396 24.99 E
350 XCFW SIX DAYS	0350	Offroad		15	----	----	671098 9.99 E	143396 24.99 E
360 EXC	0360	Offroad		97	----	----	671079 9.99 E	143831 24.99 E
360 MXC	0360	Offroad		96	----	----	671081 9.99 E	----
360 MXC	0360	Offroad		97	----	----	671079 9.99 E	143831 24.99 E
360 SX	0360	Offroad		96	----	----	671081 9.99 E	----
360 SX	0360	Offroad		97	----	----	671079 9.99 E	143831 24.99 E
380 EXC	0380	Offroad		98-02	----	----	671079 9.99 E	143831 24.99 E
380 MXC	0380	Offroad		98-01	----	----	671079 9.99 E	143831 24.99 E
380 SX	0380	Offroad		98-02	----	----	671079 9.99 E	143831 24.99 E
400 EXC	0400	Offroad		01-02	----	----	671098 9.99 E	143396 24.99 E
400 EXCG RACING	0400	Offroad		04-05	----	----	671098 9.99 E	143396 24.99 E
400 MXC	0400	Offroad		00-02	----	----	671098 9.99 E	143396 24.99 E
400 SX	0400	Offroad		00-02	----	----	671098 9.99 E	143396 24.99 E
400 XCW	0400	Offroad		07	----	----	671098 9.99 E	143396 24.99 E
400 XCW	0400	Offroad		10	----	----	671098 9.99 E	143396 24.99 E
450 EXCG RACING	0450	Offroad		03-06	----	----	671098 9.99 E	143396 24.99 E
450 EXCR 450 EXC RACING	0450	Offroad		08-11	----	----	671098 9.99 E	143396 24.99 E
450 MXCG	0450	Offroad		03-05	----	----	671098 9.99 E	143396 24.99 E
450 SXF	0450	Offroad		03-15	----	----	671098 9.99 E	143396 24.99 E
450 SXF FI FACTORY EDITION	0450	Offroad		13-14	----	----	671098 9.99 E	143396 24.99 E
450 XCF	0450	Offroad		06-09	----	----	671098 9.99 E	143396 24.99 E
450 XCF	0450	Offroad		13-15	----	----	671098 9.99 E	143396 24.99 E
450 XCFW CHAMPIONS EDITION	0450	Offroad		10	----	----	671098 9.99 E	143396 24.99 E
450 XCRW	0450	Offroad		08-09	----	----	671098 9.99 E	143396 24.99 E
450 XCW	0450	Offroad		07	----	----	671098 9.99 E	143396 24.99 E
450 XCW	0450	Offroad		12-15	----	----	671098 9.99 E	143396 24.99 E
450 XCW SIX DAYS	0450	Offroad		10-11	----	----	671098 9.99 E	143396 24.99 E
500 EXC	0500	Dual Sport		12-15	----	----	671098 9.99 E	143396 24.99 E
500 XCW	0500	Offroad		12-15	----	----	671098 9.99 E	143396 24.99 E
505 SXF	0505	Offroad		08-09	----	----	671098 9.99 E	143396 24.99 E
505 XCF	0505	Offroad		08-09	----	----	671098 9.99 E	143396 24.99 E
520 EXC	0520	Offroad		01-02	----	----	671098 9.99 E	143396 24.99 E
520 MXC	0520	Offroad		01-02	----	----	671098 9.99 E	143396 24.99 E
520 SX	0520	Offroad		01-02	----	----	671098 9.99 E	143396 24.99 E
525 EXC RACING	0525	Offroad		03-07	----	----	671098 9.99 E	143396 24.99 E
525 MXCG	0525	Offroad		03-05	----	----	671098 9.99 E	143396 24.99 E
525 SX	0525	Offroad		03-06	----	----	671098 9.99 E	143396 24.99 E
525 XCG	0525	Offroad		06-07	----	----	671098 9.99 E	143396 24.99 E
525 XCW	0525	Offroad		07	----	----	671098 9.99 E	143396 24.99 E
530 EXC	0530	Offroad		11	----	----	671098 9.99 E	143396 24.99 E
530 EXC CHAMPIONS EDITION	0530	Offroad		10	----	----	671098 9.99 E	143396 24.99 E
530 EXC RACING	0530	Offroad		08-09	----	----	671098 9.99 E	143396 24.99 E
530 XCRW	0530	Offroad		08	----	----	671098 9.99 E	143396 24.99 E
530 XCW SIX DAYS	0530	Offroad		10-11	----	----	671098 9.99 E	143396 24.99 E
690 ENDURO/ENDUROR	0690	Dual Sport		08-14	----	----	671098 9.99 E	143396 24.99 E



## MOTION PRO DIRT BIKE THROTTLE SLEEVES CONTINUED

MODEL	CC	TYPE	FOOT NOTE	YEAR	FIXED END	OPEN END	POP OUT END	TITAN
<b>SUZUKI</b>								
RM 65	0065	Offroad		03-05	----	----	671092 9.99 E	----
RM 80	0080	Offroad		82-01	----	----	671086 9.99 E	----
RM 85	0085	Offroad		02-09	----	----	671086 9.99 E	----
RM 85L	0085	Offroad		06	----	----	671086 9.99 E	----
RM 100	0100	Offroad		03	----	----	671092 9.99 E	----
DRZ 110	0110	Offroad		03-05	----	----	671092 9.99 E	----
DRZ 125	0125	Offroad		03-09	----	----	671086 9.99 E	----
DRZ 125	0125	Offroad		12-13	----	----	671086 9.99 E	----
DRZ 125 (CAN)	0125	Offroad		10	----	----	671086 9.99 E	----
DRZ 125L	0125	Offroad		03-09	----	----	671086 9.99 E	----
DRZ 125L	0125	Offroad		12-13	----	----	671086 9.99 E	----
DRZ 125L (CAN)	0125	Offroad		10	----	----	671086 9.99 E	----
RM 125	0125	Offroad		82-86	----	----	671086 9.99 E	----
RM 125	0125	Offroad		87-94	----	----	671084 9.99 E	----
RM 125	0125	Offroad		95-07	----	----	671082 9.99 E	143832 24.99 E
PE 175	0175	Offroad		84	----	----	671084 9.99 E	----
DRZ 250	0250	Offroad		01-07	----	----	671093 9.99 E	----
RM 250	0250	Offroad		82-94	----	----	671084 9.99 E	----
RM 250	0250	Offroad		95-08	----	----	671082 9.99 E	143832 24.99 E
RMX 250	0250	Offroad		89-98	----	----	671084 9.99 E	----
RMZ 250	0250	Offroad		04-06	----	----	671094 9.99 E	143395 24.99 E
RMZ 250	0250	Offroad		07-16	----	----	----	143833 24.99 E
DR 350	0350	Offroad		98	----	----	671093 9.99 E	----
DR 350S	0350	Dual Sport		92-93	----	----	671093 9.99 E	----
DR 350SE	0350	Dual Sport		94-98	----	----	671093 9.99 E	----
DRZ 400E	0400	Offroad		00-07	----	----	671093 9.99 E	----
DRZ 400K	0400	Offroad		01-04	----	----	671093 9.99 E	----
DRZ 400S	0400	Dual Sport		00-09	----	----	671093 9.99 E	----
DRZ 400S	0400	Dual Sport		11-15	----	----	671093 9.99 E	----
DRZ 400Y	0400	Offroad		00	----	----	671093 9.99 E	----
RMX 450 ENDURO X-COUNTRY	0450	Offroad		10-11	----	----	671094 9.99 E	143395 24.99 E
RMZ 450	0450	Offroad		05-06	----	----	671094 9.99 E	143395 24.99 E
RMZ 450	0450	Offroad		07	----	----	----	143833 24.99 E
RMZ 450	0450	Offroad	117	07	----	----	671094 9.99 E	----
RMZ 450	0450	Offroad		08-16	----	----	671094 9.99 E	143395 24.99 E
RM 465	0465	Offroad		82	----	----	671084 9.99 E	----
RM 500	0500	Offroad		83-84	----	----	671084 9.99 E	----
SP 600	0600	Dual Sport		85	----	----	671086 9.99 E	----
DL 650 V-STROM	0650	Dual Sport		07-09	----	140725 9.99 E	----	----
DL 650A V-STROM ABS ADVENTURE	0650	Dual Sport		12	----	140725 9.99 E	----	----
DR 650SE	0650	Dual Sport		96-09	----	----	671093 9.99 E	----
DR 650SE	0650	Dual Sport		11-16	----	----	671093 9.99 E	----
<b>YAMAHA</b>								
YZ 80	0080	Offroad		83-01	----	----	671091 9.99 E	----
YZ 85	0085	Offroad		02-15	----	----	671091 9.99 E	----
YZ 100	0100	Offroad		83	----	----	671081 9.99 E	----

- accessories
- body
- handlebar & grips
- cables & levers**
- exhaust
- engine
- fuel & intake
- electrical & ignition
- clutch
- drive
- bearings
- brakes
- steering & suspension
- tires
- tools & shop

## MOTION PRO DIRT BIKE THROTTLE SLEEVES CONTINUED

MODEL	CC	TYPE	FOOT NOTE	YEAR	FIXED END	OPEN END	POP OUT END	TITAN
<b>YAMAHA CONTINUED</b>								
YZ 125	0125	Offroad		96-15	----	----	671082 9.99 E	143832 24.99 E
TW 200	0200	Offroad		01-15	----	----	671094 9.99 E	143395 24.99 E
XT 225	0225	Dual Sport		01-07	----	----	671094 9.99 E	143395 24.99 E
WR 250	0250	Offroad		91-97	----	----	671081 9.99 E	----
WR 250F	0250	Offroad		01-09	----	----	671094 9.99 E	143395 24.99 E
WR 250F	0250	Offroad		11-13	----	----	671094 9.99 E	143395 24.99 E
WR 250F	0250	Offroad		15	----	----	----	143833 24.99 E
WR 250R DUAL SPORT	0250	Dual Sport		08-15	----	----	671094 9.99 E	143395 24.99 E
XT 250	0250	Dual Sport		08-15	----	----	671094 9.99 E	143395 24.99 E
YZ 250	0250	Offroad		83-95	----	----	671081 9.99 E	----
YZ 250	0250	Offroad		96-15	----	----	671082 9.99 E	143832 24.99 E
YZ 250F	0250	Offroad		01-11	----	----	671094 9.99 E	143395 24.99 E
YZ 250F	0250	Offroad		12-16	----	----	----	143833 24.99 E
YZ 250FX X-COUNTRY	0250	Offroad		15	----	----	----	143833 24.99 E
YZ 250WR	0250	Offroad		89-90	----	----	671081 9.99 E	----
WR 400F	0400	Offroad		98-00	----	----	671094 9.99 E	143395 24.99 E
YZ 400F	0400	Offroad		98-99	----	----	671094 9.99 E	143395 24.99 E
WR 426F	0426	Offroad		01-02	----	----	671094 9.99 E	143395 24.99 E
YZ 426F	0426	Offroad		00-02	----	----	671094 9.99 E	143395 24.99 E
WR 450F	0450	Offroad		03-09	----	----	671094 9.99 E	143395 24.99 E
WR 450F	0450	Offroad		11-15	----	----	671094 9.99 E	143395 24.99 E
YZ 450F	0450	Offroad		03-13	----	----	671094 9.99 E	143395 24.99 E
YZ 450F	0450	Offroad		14-15	----	----	----	143833 24.99 E
YZ 450F	0450	Offroad		16	----	----	671094 9.99 E	143395 24.99 E
YZ 490	0490	Offroad		83-90	----	----	671081 9.99 E	----
WR 500	0500	Offroad		92-93	----	----	671081 9.99 E	----

### FOOT NOTES

112

Fits stock throttle housing. Use with accessory bar end mounted hand-guards requires drilling out end cap, which will void warranty. Can be used with open end MX hand guards without any modification.

117

01-0094 and 01-1170 reel diameter is 37mm. The OEM reel size for 2007-2012 RMZ 250 and 2007 RMZ450 is 40 mm, which will make the throttle a little slower and may require free length adjustment on the throttle cable to make sure the throttle can be fully opened.

123

Australian Model

139

01-0094 does not have anti grip rub flange. Recommend installing anti friction washer between grip and throttle housing. Washer readily available through your favorite local motorcycle store. May also purchase from Yamaha dealers. Yamaha OEM p/n : 3Y1-26249-00-00. 01-0094 length is 4 mm less than oem throttle tube.



## REV2 THROTTLE KITS



### How the Rev2™ Throttle Works

The Rev2™ throttle has several different size reels that will change how much twist is necessary for the throttle to completely open the carbs or throttle bodies on a motorcycle. The larger the reel is, the shorter the twist. Each reel size will shorten the twist by about 10 degrees. If your stock throttle has a 40mm reel and stock twist is 90 degrees (1/4 turn), the 45mm reel will reduce the twist to 80 degrees and the 50mm reel will reduce it to 70 degrees. The 35mm reel will increase the throttle twist to approximately 100 degrees. This is just an example; every model of motorcycle is different.

The included cam reel has a progressive profile that allows the throttle to act like a sensitive, long twist throttle during the initial small throttle openings for precise control and then acts like a more aggressive short twist throttle at large throttle openings, progressively shortening the amount of twist needed to reach full throttle.

### The most advanced variable rate throttle in the world

- The 2nd generation of our innovative reel changing system lets you tailor the throttle rate to riding conditions and rider preference
  - New ultra compact housing with snap-together elbows make it easy to install and change reels
  - Sleek new design requires less handlebar space for lever clearance and throttle position
  - Use smaller reels for slower throttle rate and larger reels for faster throttle rate
  - Included cam reel provides progressive throttle response preferred by some riders
  - Unique reel design allows fast reel changes
  - Cable boot keeps dirt and dust out for reliable and smooth operation
  - Billet aluminum in-line cable adjusters for easy installation and adjustment
  - Lower section of cables use 5 mm housing with PTFE liner for reduced friction, increased routing flexibility and lighter weight
  - Upper section of cables use 6 mm housing to provide solid support of adjusters
  - Simple to install and maintain
  - Designed by Motion Pro
  - Patent pending
- Kits Include**
- Complete Rev2™ Throttle Assembly with throttle tube (MX/Off-road kits Include Titan™ Throttle Tube)
  - High quality Motion Pro black vinyl cables (specifically designed for your bike)
  - 5 interchangeable reels: 35, 40, 45, 50mm and cam reel (Street/Road: orange or MX/Off-Road: gray)
  - Set of Motion Pro Grips (Street/Road Race kit: RoadControl™ grips, MX/Off-road kit: DirtControl™ grips)
  - Rev2™ Throttle Equipped decal set
  - Printed color instructions

MODEL	CC	TYPE	CARB/TB	FOOT NOTE	YEAR	REV2 KIT		
<b>HONDA</b>								
CRF250R	0250	Offroad	Stock	142	04-09	<b>682068</b>	<b>164.99</b>	E
CRF250R	0250	Offroad	Stock	142	10-13	<b>682069</b>	<b>164.99</b>	E
CRF250R	0250	Offroad	Stock	142	14-15	<b>682070</b>	<b>164.99</b>	E
CRF250X	0250	Offroad	Stock	142	04-09	<b>682068</b>	<b>164.99</b>	E
CRF250X	0250	Offroad	Stock	142	12-13	<b>682068</b>	<b>164.99</b>	E
CRF450R	0450	Offroad	Stock	142	02-08	<b>682068</b>	<b>164.99</b>	E
CRF450R	0450	Offroad	Stock	142	09-15	<b>682071</b>	<b>164.99</b>	E
CRF450X	0450	Offroad	Stock	142	05-09	<b>682068</b>	<b>164.99</b>	E
CRF450X	0450	Offroad	Stock	142	12-13	<b>682068</b>	<b>164.99</b>	E
<b>HUSABERG</b>								
FE 250	0250	Offroad	Stock		13-14	<b>682047</b>	<b>164.99</b>	E
FE 250	0250	Offroad	Stock	145	13-14	<b>682049</b>	<b>164.99</b>	E
FE 350	0350	Offroad	Stock		13	<b>682047</b>	<b>164.99</b>	E
FE 350	0350	Offroad	Stock	145	13	<b>682049</b>	<b>164.99</b>	E
FE 450	0450	Offroad	Stock		05-08	<b>682050</b>	<b>164.99</b>	E
FE 450	0450	Offroad	Stock		14	<b>682047</b>	<b>164.99</b>	E
FE 450	0450	Offroad	Stock	145	14	<b>682049</b>	<b>164.99</b>	E
FE 501	0510	Offroad	Stock		13-14	<b>682047</b>	<b>164.99</b>	E
FE 501	0510	Offroad	Stock	145	13-14	<b>682049</b>	<b>164.99</b>	E
FE 550	0550	Offroad	Stock		05-08	<b>682050</b>	<b>164.99</b>	E
FE 650	0650	Dual Sport	Stock		05-08	<b>682050</b>	<b>164.99</b>	E

- accessories
- body
- handlebar & grips
- cables & levers**
- exhaust
- engine
- fuel & intake
- electrical & ignition
- clutch
- drive
- bearings
- brakes
- steering & suspension
- tires
- tools & shop

## REV2 THROTTLE KITS CONTINUED

MODEL	CC	TYPE	CARB/TB	FOOT NOTE	YEAR	REV2 KIT			
<b>HUSQVARNA</b>									
FC 250	0250	Offroad	Stock		14-15	682047	164.99	E	
FC 250	0250	Offroad	Stock	145	14-15	682049	164.99	E	
FE 250	0250	Offroad	Stock		14-15	682047	164.99	E	
FE 250	0250	Offroad	Stock	145	14-15	682049	164.99	E	
FC 350	0350	Offroad	Stock		14-15	682047	164.99	E	
FC 350	0350	Offroad	Stock	145	14-15	682049	164.99	E	
FE 350	0350	Offroad	Stock		14-15	682047	164.99	E	
FE 350	0350	Offroad	Stock	145	14-15	682049	164.99	E	
TC 449	0449	Offroad	Stock	142	11-13	682093	164.99	E	
TXC 449	0449	Offroad	Stock	142	11-12	682093	164.99	E	
FC 450	0450	Offroad	Stock		15	682047	164.99	E	
FC 450	0450	Offroad	Stock	145	15	682049	164.99	E	
FE 450	0450	Offroad	Stock		14-15	682047	164.99	E	
FE 450	0450	Offroad	Stock	145	14-15	682049	164.99	E	
TXC 511	0477	Offroad	Stock	142	11-12	682093	164.99	E	
FE 501	0510	Offroad	Stock		14-15	682047	164.99	E	
FE 501	0510	Offroad	Stock	145	14-15	682049	164.99	E	
<b>KAWASAKI</b>									
KX 250F	0250	Offroad	Stock		06-10	682072	164.99	E	
KX 250F	0250	Offroad	Stock		11-12	682073	164.99	E	
KX 250F	0250	Offroad	Stock		13-16	682074	164.99	E	
KLX 450A	0450	Offroad	Stock		08-09	682072	164.99	E	
KLX 450AA (AUSTRALIAN)	0450	Offroad	Stock	123	12-13	682072	164.99	E	
KX 450F	0450	Offroad	Stock		06-08	682072	164.99	E	
KX 450F	0450	Offroad	Stock		09-11	682075	164.99	E	
KX 450F	0450	Offroad	Stock		12	682073	164.99	E	
KX 450F	0450	Offroad	Stock		13-15	682076	164.99	E	
<b>KTM</b>									
250 EXCG RACING	0250	Offroad	Stock		02-05	682050	164.99	E	
250 SXF	0250	Offroad	Stock		05-15	682047	164.99	E	
250 SXF	0250	Offroad	Stock	145	05-15	682049	164.99	E	
250 SXF	0250	Offroad	Stock		16	682091	164.99	E	
250 SXF	0250	Offroad	Stock	160	16	682092	164.99	E	
250 XCF	0250	Offroad	Stock		07-09	682047	164.99	E	
250 XCF	0250	Offroad	Stock	145	08-09	682049	164.99	E	
250 XCF	0250	Offroad	Stock		11-15	682047	164.99	E	
250 XCF	0250	Offroad	Stock	145	11-15	682049	164.99	E	
250 XCF	0250	Offroad	Stock		16	682091	164.99	E	
250 XCF	0250	Offroad	Stock	160	16	682092	164.99	E	
250 XCFW	0250	Offroad	Stock		07-09	682047	164.99	E	
250 XCFW	0250	Offroad	Stock	145	07-09	682049	164.99	E	
250 XCFW	0250	Offroad	Stock		12-15	682047	164.99	E	
250 XCFW	0250	Offroad	Stock	145	12-15	682049	164.99	E	
250 XCFW CHAMPIONS EDITION	0250	Offroad	Stock		10	682047	164.99	E	
250 XCFW CHAMPIONS EDITION	0250	Offroad	Stock	145	10	682049	164.99	E	
250 XCFW SIX DAYS	0250	Offroad	Stock		11	682047	164.99	E	
250 XCFW SIX DAYS	0250	Offroad	Stock	145	11	682049	164.99	E	
350 EXCF	0350	Dual Sport	Stock		12-15	682047	164.99	E	
350 EXCF	0350	Dual Sport	Stock	145	12-15	682049	164.99	E	

## REV2 THROTTLE KITS CONTINUED

MODEL	CC	TYPE	CARB/TB	FOOT NOTE	YEAR	REV2 KIT		
<b>KTM CONTINUED</b>								
350 SXF FI	0350	Offroad	Stock		11-15	<b>682047</b>	<b>164.99</b>	E
351 SXF FI	0350	Offroad	Stock	145	11-15	<b>682049</b>	<b>164.99</b>	E
352 SXF FI	0350	Offroad	Stock		16	<b>682091</b>	<b>164.99</b>	E
353 SXF FI	0350	Offroad	Stock	160	16	<b>682092</b>	<b>164.99</b>	E
350 XCF	0350	Offroad	Stock		11-15	<b>682047</b>	<b>164.99</b>	E
350 XCF	0350	Offroad	Stock	145	11-15	<b>682049</b>	<b>164.99</b>	E
350 XCF	0350	Offroad	Stock		16	<b>682091</b>	<b>164.99</b>	E
350 XCF	0350	Offroad	Stock	160	16	<b>682092</b>	<b>164.99</b>	E
350 XCFW	0350	Offroad	Stock		12-16	<b>682047</b>	<b>164.99</b>	E
350 XCFW	0350	Offroad	Stock	145	12-16	<b>682049</b>	<b>164.99</b>	E
350 XCFW SIX DAYS	0350	Offroad	Stock		15	<b>682047</b>	<b>164.99</b>	E
350 XCFW SIX DAYS	0350	Offroad	Stock	145	15	<b>682049</b>	<b>164.99</b>	E
400 EXCG RACING	0400	Offroad	Stock		04-07	<b>682050</b>	<b>164.99</b>	E
400 XCW	0400	Offroad	Stock		09-10	<b>682047</b>	<b>164.99</b>	E
400 XCW	0400	Offroad	Stock	145	09-10	<b>682049</b>	<b>164.99</b>	E
450 EXCG RACING	0450	Offroad	Stock		03-06	<b>682050</b>	<b>164.99</b>	E
450 EXCR RACING	0450	Offroad	Stock		07	<b>682050</b>	<b>164.99</b>	E
450 EXCR RACING	0450	Offroad	Stock		08-11	<b>682047</b>	<b>164.99</b>	E
450 EXCR RACING	0450	Offroad	Stock	145	08-11	<b>682049</b>	<b>164.99</b>	E
450 MXCG	0450	Offroad	Stock		03-05	<b>682050</b>	<b>164.99</b>	E
450 SMC	0450	Offroad	Stock		04	<b>682050</b>	<b>164.99</b>	E
450 SXF	0450	Offroad	Stock		03-06	<b>682050</b>	<b>164.99</b>	E
450 SXF	0450	Offroad	Stock		07-15	<b>682047</b>	<b>164.99</b>	E
450 SXF	0450	Offroad	Stock	145	07-15	<b>682049</b>	<b>164.99</b>	E
450 SXF	0450	Offroad	Stock		16	<b>682091</b>	<b>164.99</b>	E
450 SXF	0450	Offroad	Stock	160	16	<b>682092</b>	<b>164.99</b>	E
450 SXF FI FACTORY EDITION	0450	Offroad	Stock	145	07	<b>682049</b>	<b>164.99</b>	E
450 SXF FI FACTORY EDITION	0450	Offroad	Stock		12-14	<b>682047</b>	<b>164.99</b>	E
450 SXF FI FACTORY EDITION	0450	Offroad	Stock	145	12-14	<b>682049</b>	<b>164.99</b>	E
450 XCF	0450	Offroad	Stock		06-07	<b>682050</b>	<b>164.99</b>	E
450 XCF	0450	Offroad	Stock		08-09	<b>682047</b>	<b>164.99</b>	E
450 XCF	0450	Offroad	Stock	145	08-09	<b>682049</b>	<b>164.99</b>	E
450 XCF	0450	Offroad	Stock		13-15	<b>682047</b>	<b>164.99</b>	E
450 XCF	0450	Offroad	Stock	145	13-15	<b>682049</b>	<b>164.99</b>	E
450 XCF	0450	Offroad	Stock		16	<b>682091</b>	<b>164.99</b>	E
450 XCF	0450	Offroad	Stock	160	16	<b>682092</b>	<b>164.99</b>	E
450 XCFW CHAMPIONS EDITION	0450	Offroad	Stock		10	<b>682047</b>	<b>164.99</b>	E
451 XCFW CHAMPIONS EDITION	0450	Offroad	Stock	145	10	<b>682049</b>	<b>164.99</b>	E
450 XCRW	0450	Offroad	Stock		08	<b>682047</b>	<b>164.99</b>	E
450 XCRW	0450	Offroad	Stock	145	08	<b>682049</b>	<b>164.99</b>	E
450 XCW	0450	Offroad	Stock		07-08	<b>682050</b>	<b>164.99</b>	E
450 XCW	0450	Offroad	Stock		09	<b>682047</b>	<b>164.99</b>	E
450 XCW	0450	Offroad	Stock	145	09	<b>682049</b>	<b>164.99</b>	E
450 XCW	0450	Offroad	Stock		12-15	<b>682047</b>	<b>164.99</b>	E
450 XCW	0450	Offroad	Stock	145	12-15	<b>682049</b>	<b>164.99</b>	E
450 XCW SIX DAYS	0450	Offroad	Stock		10-11	<b>682047</b>	<b>164.99</b>	E
451 XCW SIX DAYS	0450	Offroad	Stock	145	10-11	<b>682049</b>	<b>164.99</b>	E
500 EXC	0500	Dual Sport	Stock	145	12-14	<b>682049</b>	<b>164.99</b>	E
500 EXC	0500	Dual Sport	Stock		12-15	<b>682047</b>	<b>164.99</b>	E
500 XCW	0500	Offroad	Stock		12-15	<b>682047</b>	<b>164.99</b>	E

- accessories
- body
- handlebar & grips
- cables & levers**
- exhaust
- engine
- fuel & intake
- electrical & ignition
- clutch
- drive
- bearings
- brakes
- steering & suspension
- tires
- tools & shop

## REV2 THROTTLE KITS CONTINUED

MODEL	CC	TYPE	CARB/TB	FOOT NOTE	YEAR	REV2 KIT
<b>KTM CONTINUED</b>						
500 XCW	0500	Offroad	Stock	145	12-15	<b>682049 164.99</b> E
505 SXF	0505	Offroad	Stock		08-09	<b>682047 164.99</b> E
505 SXF	0505	Offroad	Stock	145	08-09	<b>682049 164.99</b> E
505 XCF	0505	Offroad	Stock		08-09	<b>682047 164.99</b> E
505 XCF	0505	Offroad	Stock	145	08-09	<b>682049 164.99</b> E
FE 501	0510	Offroad	Stock	145	15	<b>682049 164.99</b> E
525 EXC RACING	0525	Offroad	Stock		03-07	<b>682050 164.99</b> E
525 MXCG	0525	Offroad	Stock		03-05	<b>682050 164.99</b> E
525 SX	0525	Offroad	Stock		03-06	<b>682050 164.99</b> E
525 XC/ XCW	0525	Offroad	Stock		07	<b>682050 164.99</b> E
530 EXC	0530	Offroad	Stock		09-11	<b>682047 164.99</b> E
530 EXC	0530	Offroad	Stock	145	09-11	<b>682049 164.99</b> E
530 EXC CHAMPIONS EDITION	0530	Offroad	Stock		10	<b>682047 164.99</b> E
530 EXC CHAMPIONS EDITION	0530	Offroad	Stock	145	10	<b>682049 164.99</b> E
530 EXCR RACING	0530	Offroad	Stock		08	<b>682047 164.99</b> E
530 EXCR RACING	0530	Offroad	Stock	145	08	<b>682049 164.99</b> E
530 XCRW	0530	Offroad	Stock		08	<b>682047 164.99</b> E
530 XCRW	0530	Offroad	Stock	145	08	<b>682049 164.99</b> E
530 XCW	0530	Offroad	Stock		09	<b>682047 164.99</b> E
530 XCW	0530	Offroad	Stock	145	09	<b>682049 164.99</b> E
530 XCW SIX DAYS	0530	Offroad	Stock		10-11	<b>682047 164.99</b> E
530 XCW SIX DAYS	0530	Offroad	Stock	145	10-11	<b>682049 164.99</b> E
625 SXC	0625	Offroad	Stock		03-04	<b>682050 164.99</b> E
660 RFR (RALLY FACTORY REPLICA)	0660	Dual Sport	Stock		07	<b>682050 164.99</b> E
690 RFR (RALLY FACTORY REPLICA)	0690	Dual Sport	Stock		08-09	<b>682050 164.99</b> E
<b>SUZUKI</b>						
RMZ 250	0250	Offroad	Stock		08-16	<b>682077 164.99</b> E
RMX 450 ENDURO X-COUNTRY	0450	Offroad	Stock		10-11	<b>682077 164.99</b> E
RMZ 450	0450	Offroad	Stock		08-12	<b>682077 164.99</b> E
RMZ 450	0450	Offroad	Stock		13-16	<b>682078 164.99</b> E
<b>YAMAHA</b>						
WR 250F	0250	Offroad	Stock		03-09	<b>682079 164.99</b> E
WR 250F	0250	Offroad	Stock		11-13	<b>682079 164.99</b> E
WR 250F	0250	Offroad	Stock	142	15	<b>682080 164.99</b> E
YZ 250F	0250	Offroad	Stock		03-13	<b>682079 164.99</b> E
YZ 250F	0250	Offroad	Stock	142	14-16	<b>682080 164.99</b> E
YZ 250FX X-COUNTRY	0250	Offroad	Stock	142	15	<b>682080 164.99</b> E
WR 450F	0450	Offroad	Stock		03-09	<b>682079 164.99</b> E
WR 450F	0450	Offroad	Stock		11	<b>682079 164.99</b> E
YZ 450F	0450	Offroad	Stock		03-09	<b>682079 164.99</b> E
YZ 450F	0450	Offroad	Stock		10-13	<b>682081 164.99</b> E
YZ 450F	0450	Offroad	Stock	142	14-15	<b>682082 164.99</b> E

### FOOT NOTES

123

AUSTRALIAN MODEL

142

OFF ROAD REV2 THROTTLE KITS REQUIRE A MINIMUM OF 200 MM OF HANDLEBAR LENGTH IN ORDER TO PROVIDE SUFFICIENT CLEARANCE BETWEEN REV2 THROTTLE HOUSING AND HYDRAULIC BRAKE LEVER.

145

01-2765 REV2 THROTTLE KIT FEATURES THROTTLE CABLE SET 01-1270 THAT IS 3 INCHES LONGER THAN THROTTLE CABLE 01-1269 INCLUDED IN REV2 THROTTLE KIT 01-2764.

## TWIST THROTTLE KITS

- Kit includes Motion Pro throttle and throttle cable to work with stock carb (includes carb cap if needed)
- Designed for ultimate throttle performance



### CR PRO

Die-cast aluminum housing with black epoxy finish. Straight-pull assembly. Recommended for 34 mm or smaller straight-pull carburetors. 4 1/2 in. throttle tube with grip retaining ring.



### VORTEX

Made from die-cast aluminum with a gray finish and gray rubber mud cover. OEM-style replacement similar to most late model two-stroke Japanese MX bikes.



### TURBO

Polished die-cast aluminum housing. Opens 28-38 mm carburetors. Perfect ratio for off-road motorcycles or ATVs. Comes complete with cable adjuster and dust boot.

APPLICATION	CC	YEAR	CR PRO		VORTEX		TURBO		
<b>KAWASAKI</b>									
KX 125	0125	82-83	140360	45.97	G	---	140364	50.90	E
KX 125	0125	84	---	---	---	---	140364	50.90	E
KX 125	0125	85-87	140360	45.97	G	---	140364	50.90	E
KDX 175	0175	82	140360	45.97	G	---	140364	50.90	E
KDX 200	0200	83-87	140360	45.97	G	---	140364	50.90	E
KDX 250	0250	82-84	140360	45.97	G	---	140364	50.90	E
KX 250	0250	82	140360	45.97	G	---	140364	50.90	E
KDX 450	0450	82	140360	45.97	G	---	140364	50.90	E
KX 500	0500	83	140360	45.97	G	---	140364	50.90	E
<b>KTM</b>									
65 SX	0065	02-08	---	---	---	144240	72.95	E	---
65 SX	0065	09-13	---	---	---	143368	81.66	E	---
65 XC	0065	09	---	---	---	143368	81.66	E	---
85 SX / 85 SX	0085	04-10	---	---	---	140094	70.68	G	---
85 XC	0085	08	---	---	---	140094	70.68	G	---
105 SX	0105	04-11	---	---	---	140094	70.68	G	---
105 XC	0105	08-09	---	---	---	140094	70.68	G	---
125 EXC	0125	97-03	---	---	---	140094	70.68	G	---
125 MXC	0125	98	---	---	---	140094	70.68	G	---
125 MXC	0125	01	---	---	---	140094	70.68	G	---
125 SX	0125	97-09	---	---	---	140094	70.68	G	---
125 SX	0125	11-14	---	---	---	140094	70.68	G	---
144 SX	0144	07-08	---	---	---	140094	70.68	G	---
150 SX	0150	09-13	---	---	---	140094	70.68	G	---
150 XC	0150	10-14	---	---	---	140094	70.68	G	---
200 EXC	0200	97-05	---	---	---	140094	70.68	G	---
200 MXC	0200	98-04	---	---	---	140094	70.68	G	---
200 SX	0200	03-04	---	---	---	140094	70.68	G	---
200 XC	0200	06-08	---	---	---	140094	70.68	G	---
200 XCW	0200	06-14	---	---	---	140094	70.68	G	---
250 EXC	0250	97-05	---	---	---	140094	70.68	G	---
250 FR / FREERIDE 250 R (European only)	0250	14	---	---	---	140094	70.68	G	---
250 MXC	0250	98-01	---	---	---	140094	70.68	G	---
250 SX	0250	97-08	---	---	---	140094	70.68	G	---
250 SX	0250	10-14	---	---	---	140094	70.68	G	---
250 XC / 250 XC 2T E-Start	0250	06-09	---	---	---	140094	70.68	G	---
250 XC / 250 XC 2T E-Start	0250	11-14	---	---	---	140094	70.68	G	---
250 XCW	0250	06-14	---	---	---	140094	70.68	G	---
300 EXC	0300	97-05	---	---	---	140094	70.68	G	---
300 MXC	0300	97-05	---	---	---	140094	70.68	G	---
300 XC	0300	06-14	---	---	---	140094	70.68	G	---
300 XCW	0300	06-14	---	---	---	140094	70.68	G	---
300 XCWSD / 300 XC-W Six Days	0300	14	---	---	---	140094	70.68	G	---
360 EXC	0360	97	---	---	---	140094	70.68	G	---
360 MXC	0360	97	---	---	---	140094	70.68	G	---
360 SX	0360	97	---	---	---	140094	70.68	G	---
380 EXC	0380	98-02	---	---	---	140094	70.68	G	---
380 MXC	0380	98-02	---	---	---	140094	70.68	G	---
380 SX	0380	98-02	---	---	---	140094	70.68	G	---
<b>SUZUKI</b>									
RM 125	0125	82-93	---	---	---	---	140372	51.52	E
RM 250	0250	88-92	---	---	---	---	140372	51.52	E
RMX 250	0250	89-92	---	---	---	---	140372	51.52	E
<b>YAMAHA</b>									
IT 125	0125	80-81	---	---	---	---	140378	53.44	E
YZ 125	0125	78-85	---	---	---	---	140378	53.44	E
YZ 125	0125	87-88	---	---	---	---	140378	53.44	E
IT 175	0175	77-83	---	---	---	---	140378	53.44	E
IT 200	0200	84-86	---	---	---	---	140378	53.44	E
WR 200	0200	92	140360	45.97	G	---	140364	50.90	E
IT 250	0250	77-83	---	---	---	---	140378	53.44	E
WR 250	0250	92-96	---	---	---	---	140378	53.44	E
YZ 250	0250	76-78	---	---	---	---	140378	53.44	E
YZ 250	0250	80-88	---	---	---	---	140378	53.44	E
IT 400	0400	76-79	---	---	---	---	140378	53.44	E
IT 425	0425	80	---	---	---	---	140378	53.44	E
IT 465	0465	81-82	---	---	---	---	140378	53.44	E
IT 490	0490	82-83	---	---	---	---	140378	53.44	E
YZ 490	0490	84-90	140360	45.97	G	---	140364	50.90	E
WR 500	0500	92-93	---	---	---	---	140378	53.44	E

- accessories
- body
- handlebar & grips
- cables & levers**
- exhaust
- engine
- fuel & intake
- electrical & ignition
- clutch
- drive
- bearings
- brakes
- steering & suspension
- tires
- tools & shop



## REVOLVER VARIABLE RATE THROTTLE KIT



**Innovative reel changing system allows you to tailor your throttle rate to riding conditions and rider preference**

- Kit includes four reel sizes: 35 mm, 40 mm, 45 mm, and 50 mm
- Use smaller reels for slower throttle rate and larger reels for faster throttle rate
- Unique reel design allows fast reel changes without having to readjust cables
- Cable boot keeps dirt and dust out for reliable, smooth operation
- Billet aluminum inline cable adjusters for easy installation and adjustment
- Removable setscrew in throttle housing allows for installation on drilled or undrilled handlebars
- Kit includes complete Revolver Throttle assembly and high-quality Motion Pro black vinyl cables specifically designed for your bike.
- Sportbike kits include Motion Pro RoadControl grips and Off-Road kits include Motion Pro DirtControl grips.
- Simple to install and maintain
- Designed by Motion Pro
- Patent pending

APPLICATION	CC	TYPE	CARB/TB	YEAR	FN	PART #		
<b>BETA</b>								
350 RR / RR 350 ENDURO	0350	Offroad	Stock	12-14		144241	154.99	G
400 RR / RR 400 ENDURO	0400	Offroad	Stock	11-14		144241	154.99	G
450 RR / RR 450 ENDURO	0450	Offroad	Stock	11-14		144241	154.99	G
498 RR	0498	Offroad	Stock	12-14		144241	154.99	G
520 RR / RR 520 ENDURO	0498	Offroad	Stock	11		144241	154.99	G
<b>BMW</b>								
G450X / 450 SPORT ENDURO FI	0450	Offroad	Stock	09-10		143365	154.99	J
<b>HONDA</b>								
CRF250R	0250	Offroad	Stock	04-09	096	140135	154.99	H
CRF250R	0250	Offroad	Stock	10-13	096	143364	154.99	J
CRF250X	0250	Offroad	Stock	04-09	096	140135	154.99	H
CRF250X	0250	Offroad	Stock	12-13	096	140135	154.99	H
CRF450R	0450	Offroad	Stock	02-08	096	140135	154.99	H
CRF450R	0450	Offroad	Stock	09-14	096	140172	154.99	H
CRF450X	0450	Offroad	Stock	05-09	096	140135	154.99	H
CRF450X	0450	Offroad	Stock	12-13	096	140135	154.99	H
<b>HUSABURG</b>								
FE 570S / FE 570S STREET LEGAL FI	0570	Dual Sport	Stock	11		143360	154.99	J
FE 650	0650	Dual Sport	Stock	05-08		140141	154.99	H
FE 250	0250	Offroad	Stock	13		144115	154.99	G
FE 250	0250	Offroad	Stock	13	132	144118	154.99	G
FE 350	0350	Offroad	Stock	13		144115	154.99	G
FE 350	0350	Offroad	Stock	13	132	144118	154.99	G
FE 390	0390	Offroad	Stock	10-11		143360	154.99	J
FE 450	0450	Offroad	Stock	05-08		140141	154.99	H
FE 450	0450	Offroad	Stock	09-11		143360	154.99	J
FX 450	0450	Offroad	Stock	10-11		143360	154.99	J
FE 501	0501	Offroad	Stock	13		144115	154.99	G
FE 501	0501	Offroad	Stock	13	132	144118	154.99	G
FE 550	0550	Offroad	Stock	05-08		140141	154.99	H
FE 570	0570	Offroad	Stock	09-10		143360	154.99	J
<b>HUSQUVARNA</b>								
TE 450	0450	Dual Sport	Stock	06-07		140174	154.99	H
TE 610	0610	Dual Sport	Stock	06-08		140174	154.99	H
TC 250	0250	Offroad	Stock	08-10		140174	154.99	H
TXC 250 / TXC 250R	0250	Offroad	Stock	08-09		140174	154.99	H



## REVOLVER VARIABLE RATE THROTTLE KITS CONTINUED

APPLICATION	CC	TYPE	CARB/TB	YEAR	FN	PART #	
<b>HUSQVARNA CONTINUED</b>							
TC 449	0449	Offroad	Stock	11-13	096	144247	154.99 G
TXC 449	0449	Offroad	Stock	11-12	096	144247	154.99 G
TC 450	0450	Offroad	Stock	06-10		140174	154.99 H
TXC 450	0450	Offroad	Stock	08-10		140174	154.99 H
TXC 511	0477	Offroad	Stock	11-12	096	144247	154.99 G
TC 510	0510	Offroad	Stock	08-10		140174	154.99 H
TXC 510	0510	Offroad	Stock	08-10		140174	154.99 H
<b>KAWASAKI</b>							
KX 250F	0250	Offroad	Stock	05		140159	154.99 H
KX 250F	0250	Offroad	Stock	11-12		144244	154.99 G
KX 250F	0250	Offroad	Stock	13-15		144113	154.99 G
KX 450F	0450	Offroad	Stock	09-11		140173	154.99 H
KX 450F	0450	Offroad	Stock	12		144244	154.99 G
KX 450F	0450	Offroad	Stock	13-15		144114	154.99 G
<b>KTM</b>							
350 EXCF	0350	Dual Sport	Stock	12		140140	154.99 H
350 EXCF	0350	Dual Sport	Stock	12	105	144241	154.99 G
350 EXCF	0350	Dual Sport	Stock	13-14		144115	154.99 G
350 EXCF	0350	Dual Sport	Stock	13-14	132	144118	154.99 G
500 EXC	0500	Dual Sport	Stock	12		140140	154.99 H
500 EXC	0500	Dual Sport	Stock	12	105	144241	154.99 G
500 EXC	0500	Dual Sport	Stock	13-14		144115	154.99 G
500 EXC	0500	Dual Sport	Stock	13-14	132	144118	154.99 G
660 RFR / 660 RALLY FACTORY REPLICA (RFR)	0660	Dual Sport	Stock	07		140141	154.99 H
690 RFR / 690 RALLY FACTORY REPLICA (RFR)	0690	Dual Sport	Stock	08-09		140141	154.99 H
950 ADVENTURE / ADVENTURE	0950	Dual Sport	Std	04-06	108	144246	154.99 G
950 SUPER ENDUROR / SUPER ENDUROR	0950	Dual Sport	Std	07-09	108	144246	154.99 G
990 ADVENTURE / ADVENTURE	0990	Dual Sport	Std	07-09	108	144246	154.99 G
990 ADVENTURE R / ADVENTURE R	0990	Dual Sport	Std	09-11	108	144246	154.99 G
250 EXCG / 250 EXC RACING	0250	Offroad	Stock	02-05		140141	154.99 H
250 SXF	0250	Offroad	Stock	05-12		140140	154.99 H
250 SXF	0250	Offroad	Stock	05-12	105	144241	154.99 G
250 SXF	0250	Offroad	Stock	13		144115	154.99 G
250 SXF	0250	Offroad	Stock	13	132	144118	154.99 G
250 XCF	0250	Offroad	Stock	07-09		140140	154.99 H
250 XCF	0250	Offroad	Stock	07-09	105	144241	154.99 G
250 XCF	0250	Offroad	Stock	11-12		140140	154.99 H
250 XCF	0250	Offroad	Stock	11-12	105	144241	154.99 G
250 XCF	0250	Offroad	Stock	13	132	144118	154.99 G
250 XCF	0250	Offroad	Stock	13-14		144115	154.99 G
250 XCFW	0250	Offroad	Stock	07-09		140140	154.99 H
250 XCFW	0250	Offroad	Stock	07-09	105	144241	154.99 G
250 XCFW	0250	Offroad	Stock	12		140140	154.99 H
250 XCFW	0250	Offroad	Stock	12	105	144241	154.99 G
250 XCFW	0250	Offroad	Stock	13-14		144115	154.99 G
250 XCFW	0250	Offroad	Stock	13-14	132	144118	154.99 G
250 XCFWCE / 250 XCFW CHAMPIONS EDITION	0250	Offroad	Stock	10		140140	154.99 H
250 XCFWCE / 250 XCFW CHAMPIONS EDITION	0250	Offroad	Stock	10	105	144241	154.99 G
250 XCFWSD / 250 XCFW SIX DAYS	0250	Offroad	Stock	11		140140	154.99 H

- accessories
- body
- handlebar & grips
- cables & levers**
- exhaust
- engine
- fuel & intake
- electrical & ignition
- clutch
- drive
- bearings
- brakes
- steering & suspension
- tires
- tools & shop

# CABLES & LEVERS

## REVOLVER VARIABLE RATE THROTTLE KITS CONTINUED

APPLICATION	CC	TYPE	CARB/TB	YEAR	FN	PART #			
<b>KTM CONTINUED</b>									
250 XCFWSD / 250 XCFW SIX DAYS	0250	Offroad	Stock	11	105	144241	154.99	G	
350 SXF / 350 SXF FI	0350	Offroad	Stock	11-12		140140	154.99	H	
350 SXF / 350 SXF FI	0350	Offroad	Stock	11-12	105	144241	154.99	G	
350 SXF / 350 SXF FI	0350	Offroad	Stock	13-14		144115	154.99	G	
350 SXF / 350 SXF FI	0350	Offroad	Stock	13-14	132	144118	154.99	G	
350 XCF / 350 XCF FI	0350	Offroad	Stock	11-12		140140	154.99	H	
350 XCF / 350 XCF FI	0350	Offroad	Stock	11-12	105	144241	154.99	G	
350 XCF / 350 XCF FI	0350	Offroad	Stock	13		144115	154.99	G	
350 XCF / 350 XCF FI	0350	Offroad	Stock	13	132	144118	154.99	G	
350 XCFW	0350	Offroad	Stock	12		140140	154.99	H	
350 XCFW	0350	Offroad	Stock	12	105	144241	154.99	G	
350 XCFW	0350	Offroad	Stock	13-14		144115	154.99	G	
350 XCFW	0350	Offroad	Stock	13-14	132	144118	154.99	G	
400 EXCG / 400 EXC RACING	0400	Offroad	Stock	04-07		140141	154.99	H	
400 XCW	0400	Offroad	Stock	09-10		140140	154.99	H	
400 XCW	0400	Offroad	Stock	09-10	105	144241	154.99	G	
450 EXCG / 450 EXC RACING	0450	Offroad	Stock	03-06		140141	154.99	H	
450 EXCR / 450 EXC RACING	0450	Offroad	Stock	07		140141	154.99	H	
450 EXCR / 450 EXC RACING	0450	Offroad	Stock	08-11		140140	154.99	H	
450 EXCR / 450 EXC RACING	0450	Offroad	Stock	08-11	105	144241	154.99	G	
450 MXCG	0450	Offroad	Stock	03-05		140141	154.99	H	
450 SMC	0450	Offroad	Stock	04		140141	154.99	H	
450 SXF	0450	Offroad	Stock	03-06		140141	154.99	H	
450 SXF	0450	Offroad	Stock	07-12		140140	154.99	H	
450 SXF	0450	Offroad	Stock	07-12	105	144241	154.99	G	
450 SXF	0450	Offroad	Stock	13-14		144115	154.99	G	
450 SXF	0450	Offroad	Stock	13-14	132	144118	154.99	G	
450 SXFFE / 450 SXF FI FACTORY EDITION	0450	Offroad	Stock	12-14		144115	154.99	G	
450 SXFFE / 450 SXF FI FACTORY EDITION	0450	Offroad	Stock	12-14	132	144118	154.99	G	
450 XCFWCE / 450 XCFW CHAMPIONS EDITION	0450	Offroad	Stock	10		140140	154.99	H	
450 XCFWCE / 450 XCFW CHAMPIONS EDITION	0450	Offroad	Stock	10	105	144241	154.99	G	
450 XCRW	0450	Offroad	Stock	08		140140	154.99	H	
450 XCRW	0450	Offroad	Stock	08	105	144241	154.99	G	
450 XCW	0450	Offroad	Stock	07		140141	154.99	H	
450 XCW	0450	Offroad	Stock	09		140140	154.99	H	
450 XCW	0450	Offroad	Stock	09	105	144241	154.99	G	
450 XCW	0450	Offroad	Stock	12		140140	154.99	H	
450 XCW	0450	Offroad	Stock	12	105	144241	154.99	G	
450 XCW	0450	Offroad	Stock	13-14		144115	154.99	G	
450 XCW	0450	Offroad	Stock	13-14	132	144118	154.99	G	
450 XCWSD / 450 XCW SIX DAYS	0450	Offroad	Stock	10-11		140140	154.99	H	
450 XCWSD / 450 XCW SIX DAYS	0450	Offroad	Stock	10-11	105	144241	154.99	G	
500 XCW	0500	Offroad	Stock	12		140140	154.99	H	
500 XCW	0500	Offroad	Stock	12	105	144241	154.99	G	
500 XCW	0500	Offroad	Stock	13-14		144115	154.99	G	
500 XCW	0500	Offroad	Stock	13-14	132	144118	154.99	G	
505 SXF	0505	Offroad	Stock	08-09		140140	154.99	H	
505 SXF	0505	Offroad	Stock	08-09	105	144241	154.99	G	
505 XCF	0505	Offroad	Stock	08-09		140140	154.99	H	
505 XCF	0505	Offroad	Stock	08-09	105	144241	154.99	G	
525 EXC / 525 EXC RACING	0525	Offroad	Stock	03		140141	154.99	H	
525 EXCG / 525 EXC RACING	0525	Offroad	Stock	04-07		140141	154.99	H	
525 MXCG	0525	Offroad	Stock	03-05		140141	154.99	H	
525 SX	0525	Offroad	Stock	03-06		140141	154.99	H	

## REVOLVER VARIABLE RATE THROTTLE KITS CONTINUED

APPLICATION	CC	TYPE	CARB/TB	YEAR	FN	PART#		
<b>KTM CONTINUED</b>								
525 XC	0525	Offroad	Stock	07		140141	154.99	H
525 XCW	0525	Offroad	Stock	07		140141	154.99	H
530 EXC	0530	Offroad	Stock	09-11		140140	154.99	H
530 EXC	0530	Offroad	Stock	09-11	105	144241	154.99	G
530 EXCCE / 530 EXC CHAMPIONS EDITION	0530	Offroad	Stock	10		140140	154.99	H
530 EXCCE / 530 EXC CHAMPIONS EDITION	0530	Offroad	Stock	10	105	144241	154.99	G
530 EXCR / 530 EXC RACING	0530	Offroad	Stock	08		140140	154.99	H
530 EXCR / 530 EXC RACING	0530	Offroad	Stock	08	105	144241	154.99	G
530 XCRW	0530	Offroad	Stock	08		140140	154.99	H
530 XCRW	0530	Offroad	Stock	08	105	144241	154.99	G
530 XCW	0530	Offroad	Stock	09		140140	154.99	H
530 XCW	0530	Offroad	Stock	09	105	144241	154.99	G
530 XCWSD / 530 XCW SIX DAYS	0530	Offroad	Stock	10-11		140140	154.99	H
530 XCWSD / 530 XCW SIX DAYS	0530	Offroad	Stock	10-11	105	144241	154.99	G
625 SXC	0625	Offroad	Stock	03-04		140141	154.99	H
<b>SUZUKI</b>								
RMZ 250	0250	Offroad	Stock	04		140136	154.99	H
RMZ 250	0250	Offroad	Stock	05-06		140159	154.99	H
RMZ 250	0250	Offroad	Stock	07		140137	154.99	H
RMZ 450	0450	Offroad	Stock	05-06		140136	154.99	H
RMZ 450	0450	Offroad	Stock	07		140137	154.99	H
RMZ 450	0450	Offroad	Stock	13-14		144255	154.99	G
<b>YAMAHA</b>								
WR 250R / WR 250R DUAL SPORT	0250	Dual Sport	Stock	08-14		140177	154.99	H
YZ 450F	0450	Offroad	Stock	10-13		143361	154.99	J

### FOOT NOTES

132

01-2714 Revolver throttle kit features throttle cable set 01-1208 that is 3 inches longer than throttle cable 01-1205 included in Revolver throttle kit 01-2711.

123

Australian Model

108

Revolver Kits have cables specifically designed for fitment on specific models, but the Revolver throttle itself is not model specific. Therefore, in some situations, the Revolver kit may not be a direct bolt on installation due to space limitations on the stock handlebar. In some installations, it may be necessary to move other control components on the stock handlebar, shorten the Revolver throttle tube and grip, install longer after market handlebars, or possibly all of the above. It is up to the end user to determine the best method for fitment on their motorcycle, and ensure that the Revolver kit is installed properly and with the correct clearances for safe operation. Installation should be done by a qualified mechanic and carefully checked for proper function. Warning: Improper installation could result in great bodily injury or death.

105

01-2679 Revolver throttle kit features throttle cable set 01-1181 that is 3 inches longer than throttle cable 01-1106 included in Revolver throttle kit 01-2619

096

Off road revolver throttle kits require a minimum of 200 mm of handlebar length in order to provide sufficient clearance between Revolver throttle housing and hydraulic brake lever

- accessories
- body
- handlebar & grips
- cables & levers**
- exhaust
- engine
- fuel & intake
- electrical & ignition
- clutch
- drive
- bearings
- brakes
- steering & suspension
- tires
- tools & shop

# CABLES & LEVERS

- accessories
- body
- handlebar & grips
- cables & levers**
- exhaust
- engine
- fuel & intake
- electrical & ignition
- clutch
- drive
- bearings
- brakes
- steering & suspension
- tires
- tools & shop



## REVOLVER THROTTLE CABLES

- Fits Revolver VR Throttle assembly
- Billet aluminum adjusters
- PE liner for smoothness and durability
- Perfect fit for each application



APPLICATION	CC	TYPE	CARB/TB	FN	YEAR	PART #		
<b>HONDA</b>								
CRF250R	0250	Offroad	Stock	088	04-09	<b>140770</b>	<b>79.99</b>	H
CRF250R	0250	Offroad	Stock	088	10-13	<b>143385</b>	<b>79.99</b>	H
CRF250X	0250	Offroad	Stock	088	04-09	<b>140770</b>	<b>79.99</b>	H
CRF250X	0250	Offroad	Stock	088	12-13	<b>140770</b>	<b>79.99</b>	H
CRF450R	0450	Offroad	Stock	088	02-08	<b>140770</b>	<b>79.99</b>	H
CRF450R	0450	Offroad	Stock	088	09-14	<b>140809</b>	<b>79.99</b>	H
CRF450X	0450	Offroad	Stock	088	05-09	<b>140770</b>	<b>79.99</b>	H
CRF450X	0450	Offroad	Stock	088	12-13	<b>140770</b>	<b>79.99</b>	H
<b>KAWASAKI</b>								
KX 250F	0250	Offroad	Stock	088	05	<b>140778</b>	<b>79.99</b>	H
KX 250F	0250	Offroad	Stock	088	11-12	<b>144218</b>	<b>79.99</b>	H
KX 250F	0250	Offroad	Stock	088	13-15	<b>144229</b>	<b>79.99</b>	H
KX 450F	0450	Offroad	Stock	088	09-11	<b>140810</b>	<b>79.99</b>	H
KX 450F	0450	Offroad	Stock	088	12	<b>144218</b>	<b>79.99</b>	H
KX 450F	0450	Offroad	Stock	088	13-15	<b>144230</b>	<b>79.99</b>	H
<b>KTM</b>								
350 EXCF	0350	Dual Sport	Stock	088	12	<b>140775</b>	<b>79.99</b>	H
350 EXCF	0350	Dual Sport	Stock	104	12	<b>144215</b>	<b>79.99</b>	H
350 EXCF	0350	Dual Sport	Stock	088	13-14	<b>144231</b>	<b>79.99</b>	H
350 EXCF	0350	Dual Sport	Stock	133	13-14	<b>144232</b>	<b>79.99</b>	H
500 EXC	0500	Dual Sport	Stock	088	12	<b>140775</b>	<b>79.99</b>	H
500 EXC	0500	Dual Sport	Stock	104	12	<b>144215</b>	<b>79.99</b>	H
500 EXC	0500	Dual Sport	Stock	088	13-14	<b>144231</b>	<b>79.99</b>	H
500 EXC	0500	Dual Sport	Stock	133	13-14	<b>144232</b>	<b>79.99</b>	H
660 RFR / 660 RALLY FACTORY REPLICA (RFR)	0660	Dual Sport	Stock	088	07	<b>140776</b>	<b>79.99</b>	H
690 RFR / 690 RALLY FACTORY REPLICA (RFR)	0690	Dual Sport	Stock	088	08-09	<b>140776</b>	<b>79.99</b>	H
950 ADVENTURE / ADVENTURE	0950	Dual Sport	Stock	088	04-06	<b>144221</b>	<b>79.99</b>	H
950 SUPER ENDUROR / SUPER ENDUROR	0950	Dual Sport	Stock	088	07-09	<b>144221</b>	<b>79.99</b>	H
990 ADVENTURE / ADVENTURE	0990	Dual Sport	Stock	088	07-09	<b>144221</b>	<b>79.99</b>	H
990 ADVENTURE R / ADVENTURE R	0990	Dual Sport	Stock	088	09-11	<b>144221</b>	<b>79.99</b>	H
250 EXCG / 250 EXC RACING	0250	Offroad	Stock	088	02-05	<b>140776</b>	<b>79.99</b>	H
250 SXF	0250	Offroad	Stock	088	05-12	<b>140775</b>	<b>79.99</b>	H
250 SXF	0250	Offroad	Stock	104	05-12	<b>144215</b>	<b>79.99</b>	H
250 SXF	0250	Offroad	Stock	088	13	<b>144231</b>	<b>79.99</b>	H
250 SXF	0250	Offroad	Stock	133	13	<b>144232</b>	<b>79.99</b>	H
250 XCF	0250	Offroad	Stock	088	07-09	<b>140775</b>	<b>79.99</b>	H
250 XCF	0250	Offroad	Stock	104	07-09	<b>144215</b>	<b>79.99</b>	H
250 XCF	0250	Offroad	Stock	088	11-12	<b>140775</b>	<b>79.99</b>	H
250 XCF	0250	Offroad	Stock	104	11-12	<b>144215</b>	<b>79.99</b>	H
250 XCF	0250	Offroad	Stock	088	13	<b>144231</b>	<b>79.99</b>	H

## REVOLVER THROTTLE CABLES CONTINUED

APPLICATION	CC	TYPE	CARB/TB	FN	YEAR	PART #		
<b>KTM CONTINUED</b>								
250 XCF	0250	Offroad	Stock	133	13	<b>144232</b>	<b>79.99</b>	H
250 XCFW	0250	Offroad	Stock	088	07-09	<b>140775</b>	<b>79.99</b>	H
250 XCFW	0250	Offroad	Stock	104	07-09	<b>144215</b>	<b>79.99</b>	H
250 XCFW	0250	Offroad	Stock	088	12	<b>140775</b>	<b>79.99</b>	H
250 XCFW	0250	Offroad	Stock	104	12	<b>144215</b>	<b>79.99</b>	H
250 XCFW	0250	Offroad	Stock	088	13-14	<b>144231</b>	<b>79.99</b>	H
250 XCFW	0250	Offroad	Stock	133	13-14	<b>144232</b>	<b>79.99</b>	H
250 XCFWCE / 250 XCFW CHAMPIONS EDITION	0250	Offroad	Stock	088	10	<b>140775</b>	<b>79.99</b>	H
250 XCFWCE / 250 XCFW CHAMPIONS EDITION	0250	Offroad	Stock	104	10	<b>144215</b>	<b>79.99</b>	H
250 XCFWSD / 250 XCFW SIX DAYS	0250	Offroad	Stock	088	11	<b>140775</b>	<b>79.99</b>	H
250 XCFWSD / 250 XCFW SIX DAYS	0250	Offroad	Stock	104	11	<b>144215</b>	<b>79.99</b>	H
350 SXF / 350 SXF FI	0350	Offroad	Stock	088	11-12	<b>140775</b>	<b>79.99</b>	H
350 SXF / 350 SXF FI	0350	Offroad	Stock	104	11-12	<b>144215</b>	<b>79.99</b>	H
350 SXF / 350 SXF FI	0350	Offroad	Stock	088	13-14	<b>144231</b>	<b>79.99</b>	H
350 SXF / 350 SXF FI	0350	Offroad	Stock	133	13-14	<b>144232</b>	<b>79.99</b>	H
350 XCF / 350 XCF FI	0350	Offroad	Stock	088	11-12	<b>140775</b>	<b>79.99</b>	H
350 XCF / 350 XCF FI	0350	Offroad	Stock	104	11-12	<b>144215</b>	<b>79.99</b>	H
350 XCF / 350 XCF FI	0350	Offroad	Stock	088	13	<b>144231</b>	<b>79.99</b>	H
350 XCF / 350 XCF FI	0350	Offroad	Stock	133	13	<b>144232</b>	<b>79.99</b>	H
350 XCFW	0350	Offroad	Stock	088	12	<b>140775</b>	<b>79.99</b>	H
350 XCFW	0350	Offroad	Stock	104	12	<b>144215</b>	<b>79.99</b>	H
350 XCFW	0350	Offroad	Stock	088	13-14	<b>144231</b>	<b>79.99</b>	H
350 XCFW	0350	Offroad	Stock	133	13-14	<b>144232</b>	<b>79.99</b>	H
400 EXCG / 400 EXC RACING	0400	Offroad	Stock	088	04-07	<b>140776</b>	<b>79.99</b>	H
400 XCW	0400	Offroad	Stock	088	09-10	<b>140775</b>	<b>79.99</b>	H
400 XCW	0400	Offroad	Stock	104	09-10	<b>144215</b>	<b>79.99</b>	H
450 EXCG / 450 EXC RACING	0450	Offroad	Stock	088	03-06	<b>140776</b>	<b>79.99</b>	H
450 EXCR / 450 EXC RACING	0450	Offroad	Stock	088	07	<b>140776</b>	<b>79.99</b>	H
450 EXCR / 450 EXC RACING	0450	Offroad	Stock	088	08-11	<b>140775</b>	<b>79.99</b>	H
450 EXCR / 450 EXC RACING	0450	Offroad	Stock	104	08-11	<b>144215</b>	<b>79.99</b>	H
450 MXCG	0450	Offroad	Stock	088	03-05	<b>140776</b>	<b>79.99</b>	H
450 SMC	0450	Offroad	Stock	088	04	<b>140776</b>	<b>79.99</b>	H
450 SXF	0450	Offroad	Stock	088	03-06	<b>140776</b>	<b>79.99</b>	H
450 SXF	0450	Offroad	Stock	088	07-12	<b>140775</b>	<b>79.99</b>	H
450 SXF	0450	Offroad	Stock	104	07-12	<b>144215</b>	<b>79.99</b>	H
450 SXF	0450	Offroad	Stock	088	13-14	<b>144231</b>	<b>79.99</b>	H
450 SXF	0450	Offroad	Stock	133	13-14	<b>144232</b>	<b>79.99</b>	H
450 SXFFE / 450 SXF FI FACTORY EDITION	0450	Offroad	Stock	088	12-14	<b>144231</b>	<b>79.99</b>	H
450 SXFFE / 450 SXF FI FACTORY EDITION	0450	Offroad	Stock	133	12-14	<b>144232</b>	<b>79.99</b>	H
450 XCFWCE / 450 XCFW CHAMPIONS EDITION	0450	Offroad	Stock	088	10	<b>140775</b>	<b>79.99</b>	H
450 XCFWCE / 450 XCFW CHAMPIONS EDITION	0450	Offroad	Stock	104	10	<b>144215</b>	<b>79.99</b>	H
450 XCRW	0450	Offroad	Stock	088	08	<b>140775</b>	<b>79.99</b>	H
450 XCRW	0450	Offroad	Stock	104	08	<b>144215</b>	<b>79.99</b>	H
450 XCW	0450	Offroad	Stock	088	07	<b>140776</b>	<b>79.99</b>	H
450 XCW	0450	Offroad	Stock	088	09	<b>140775</b>	<b>79.99</b>	H
450 XCW	0450	Offroad	Stock	104	09	<b>144215</b>	<b>79.99</b>	H
450 XCW	0450	Offroad	Stock	088	12	<b>140775</b>	<b>79.99</b>	H
450 XCW	0450	Offroad	Stock	104	12	<b>144215</b>	<b>79.99</b>	H
450 XCW	0450	Offroad	Stock	088	13-14	<b>144231</b>	<b>79.99</b>	H
450 XCW	0450	Offroad	Stock	133	13-14	<b>144232</b>	<b>79.99</b>	H
450 XCWSD / 450 XCW SIX DAYS	0450	Offroad	Stock	088	10-11	<b>140775</b>	<b>79.99</b>	H
450 XCWSD / 450 XCW SIX DAYS	0450	Offroad	Stock	104	10-11	<b>144215</b>	<b>79.99</b>	H
500 XCW	0500	Offroad	Stock	088	12	<b>140775</b>	<b>79.99</b>	H
500 XCW	0500	Offroad	Stock	104	12	<b>144215</b>	<b>79.99</b>	H
500 XCW	0500	Offroad	Stock	088	13-14	<b>144231</b>	<b>79.99</b>	H
500 XCW	0500	Offroad	Stock	133	13-14	<b>144232</b>	<b>79.99</b>	H

- accessories
- body
- handlebar & grips
- cables & levers**
- exhaust
- engine
- fuel & intake
- electrical & ignition
- clutch
- drive
- bearings
- brakes
- steering & suspension
- tires
- tools & shop

## REVOLVER THROTTLE CABLES CONTINUED

APPLICATION	CC	TYPE	CARB/TB	FN	YEAR	PART #		
<b>KTM CONTINUED</b>								
505 SXF	0505	Offroad	Stock	088	08-09	<b>140775</b>	<b>79.99</b>	H
505 SXF	0505	Offroad	Stock	104	08-09	<b>144215</b>	<b>79.99</b>	H
505 XCF	0505	Offroad	Stock	088	08-09	<b>140775</b>	<b>79.99</b>	H
505 XCF	0505	Offroad	Stock	104	08-09	<b>144215</b>	<b>79.99</b>	H
525 EXC / 525 EXC RACING	0525	Offroad	Stock	088	03	<b>140776</b>	<b>79.99</b>	H
525 EXCG / 525 EXC RACING	0525	Offroad	Stock	088	04-07	<b>140776</b>	<b>79.99</b>	H
525 MXCG	0525	Offroad	Stock	088	03-05	<b>140776</b>	<b>79.99</b>	H
525 SX	0525	Offroad	Stock	088	03-06	<b>140776</b>	<b>79.99</b>	H
525 XC	0525	Offroad	Stock	088	07	<b>140776</b>	<b>79.99</b>	H
525 XCW	0525	Offroad	Stock	088	07	<b>140776</b>	<b>79.99</b>	H
530 EXC	0530	Offroad	Stock	088	09-11	<b>140775</b>	<b>79.99</b>	H
530 EXC	0530	Offroad	Stock	104	09-11	<b>144215</b>	<b>79.99</b>	H
530 EXCCE / 530 EXC CHAMPIONS EDITION	0530	Offroad	Stock	088	10	<b>140775</b>	<b>79.99</b>	H
530 EXCCE / 530 EXC CHAMPIONS EDITION	0530	Offroad	Stock	104	10	<b>144215</b>	<b>79.99</b>	H
530 EXCR / 530 EXC RACING	0530	Offroad	Stock	088	08	<b>140775</b>	<b>79.99</b>	H
530 EXCR / 530 EXC RACING	0530	Offroad	Stock	104	08	<b>144215</b>	<b>79.99</b>	H
530 XCRW	0530	Offroad	Stock	088	08	<b>140775</b>	<b>79.99</b>	H
530 XCRW	0530	Offroad	Stock	104	08	<b>144215</b>	<b>79.99</b>	H
530 XCW	0530	Offroad	Stock	088	09	<b>140775</b>	<b>79.99</b>	H
530 XCW	0530	Offroad	Stock	104	09	<b>144215</b>	<b>79.99</b>	H
530 XCWSD / 530 XCW SIX DAYS	0530	Offroad	Stock	088	10-11	<b>140775</b>	<b>79.99</b>	H
530 XCWSD / 530 XCW SIX DAYS	0530	Offroad	Stock	104	10-11	<b>144215</b>	<b>79.99</b>	H
625 SXC	0625	Offroad	Stock	088	03-04	<b>140776</b>	<b>79.99</b>	H
<b>SUZUKI</b>								
RMZ 250	0250	Offroad	Stock	088	04	<b>140771</b>	<b>79.99</b>	H
RMZ 250	0250	Offroad	Stock	088	05-06	<b>140778</b>	<b>79.99</b>	H
RMZ 250	0250	Offroad	Stock	088	07	<b>140772</b>	<b>79.99</b>	H
RMZ 250	0250	Offroad	Stock	088	08-14	<b>140773</b>	<b>79.99</b>	H
RMX 450 / 450 ENDURO X-COUNTRY	0450	Offroad	Stock	088	10-11	<b>140773</b>	<b>79.99</b>	H
RMZ 450	0450	Offroad	Stock	088	05-06	<b>140771</b>	<b>79.99</b>	H
RMZ 450	0450	Offroad	Stock	088	07	<b>140772</b>	<b>79.99</b>	H
RMZ 450	0450	Offroad	Stock	088	08-12	<b>140773</b>	<b>79.99</b>	H
RMZ 450	0450	Offroad	Stock	088	13-14	<b>144234</b>	<b>79.99</b>	H
<b>YAMAHA</b>								
WR 250R / WR 250R DUAL SPORT	0250	Dual Sport	Stock	088	08-14	<b>140814</b>	<b>79.99</b>	H
WR 250F	0250	Offroad	Stock	088	03-09	<b>140774</b>	<b>79.99</b>	H
WR 250F	0250	Offroad	Stock	088	11-13	<b>140774</b>	<b>79.99</b>	H
YZ 250F	0250	Offroad	Stock	088	03-13	<b>140774</b>	<b>79.99</b>	H
WR 450F	0450	Offroad	Stock	088	03-09	<b>140774</b>	<b>79.99</b>	H
WR 450F	0450	Offroad	Stock	088	11	<b>140774</b>	<b>79.99</b>	H
YZ 450F	0450	Offroad	Stock	088	03-09	<b>140774</b>	<b>79.99</b>	H
YZ 450F	0450	Offroad	Stock	088	10-13	<b>143382</b>	<b>79.99</b>	H
<b>FOOT NOTES (FN)</b>								
088 Revolver cables can only be used with stock throttle body (or carburetor where applicable) and Revolver throttle.								
104 3 inches longer than standard length Revolver throttle cable part number 01-1106. Revolver cables can only be used with stock throttle body (or carburetor where applicable) and Revolver throttle								
133 3 inches longer than standard length Revolver throttle cable part number 01-1205. Revolver cables can only be used with stock throttle body (or carburetor where applicable) and Revolver throttle								



## MOTION PRO CR PRO THROTTLE CABLES

- Black vinyl coil-wound housing
- Meets or exceeds OEM quality
- Inner nylon sleeve for longer life and smooth operation



MODEL	CC	CARB/TB	FN	YEAR	BV THROTTLE
<b>HONDA</b>					
CRF50F	0050	Stock		04-15	<b>140463 28.92</b> G
XR50R	0050	Stock		00-03	<b>140463 28.92</b> G
CR125R	0125	Mikuni TM 36-38		81-83	<b>672247 11.99</b> H
CR125R	0125	Mikuni TM 36-38	005	85	<b>672247 11.99</b> H
CR125R	0125	Mikuni TM 36-38		86-92	<b>672247 11.99</b> H
CR250R	0250	Mikuni TM 36-38		81-83	<b>672247 11.99</b> H
CR250R	0250	Mikuni TM 36-38		85-89	<b>672247 11.99</b> H
CR450R	0450	Mikuni TM 36-38		81	<b>672247 11.99</b> H
CR480R	0480	Mikuni TM 36-38		82-83	<b>672247 11.99</b> H
CR500R	0500	Mikuni TM 36-38		85-89	<b>672247 11.99</b> H

MODEL	CC	CARB/TB	FN	YEAR	BV THROTTLE
<b>SUZUKI</b>					
RM 125	0125	Stock		82-93	<b>140635 26.95</b> G
RM 250	0250	Stock		88-92	<b>140635 26.95</b> G
RMX 250	0250	Stock		89-92	<b>140635 26.95</b> G
<b>YAMAHA</b>					
WR 200	0200	Stock		92	<b>140313 24.89</b> G
<b>FOOT NOTES</b>					
005 Also fits stock throttle					



## MOTION PRO VORTEX THROTTLE CABLES

- Black vinyl coil-wound housing
- Meets or exceeds OEM quality
- Inner nylon sleeve for longer life and smooth operation



MODEL	CC	TYPE	CARB/TB	YEAR	BV THROTTLE
<b>HONDA</b>					
CR125R	0125	Offroad	Stock	93-03	<b>140604 17.10</b> H
CR250R	0250	Offroad	Stock	90-07	<b>140604 17.10</b> H
CR500R	0500	Offroad	Stock	93-01	<b>140604 17.10</b> H
<b>HUSQVARNA</b>					
TC 125	0125	Offroad	Stock	15	
<b>KTM</b>					
65 SX	0065	Offroad	Stock	02-08	<b>144213 39.99</b> H
65 SX	0065	Offroad	Stock	09-13	<b>143389 31.92</b> G
65 XC	0065	Offroad	Stock	09	<b>143389 31.92</b> G
85 SX	0085	Offroad	Stock	04-10	<b>143387 29.15</b> G
85 XC	0085	Offroad	Stock	08	<b>143387 29.15</b> G
105 SX	0105	Offroad	Stock	04	<b>143387 29.15</b> G
105 SX	0105	Offroad	Stock	06-11	<b>143387 29.15</b> G
105 XC	0105	Offroad	Stock	08-09	<b>143387 29.15</b> G
125 EXC	0125	Offroad	Stock	97-01	<b>143387 29.15</b> G
125 MXC	0125	Offroad	Stock	98	<b>143387 29.15</b> G
125 SX	0125	Offroad	Stock	97-09	<b>143387 29.15</b> G
125 SX	0125	Offroad	Stock	11-14	<b>143387 29.15</b> G
144 SX	0144	Offroad	Stock	07-08	<b>143387 29.15</b> G
150 SX	0150	Offroad	Stock	09-13	<b>143387 29.15</b> G
150 XC	0150	Offroad	Stock	10-14	<b>143387 29.15</b> G
200 EXC	0200	Offroad	Stock	97-05	<b>143387 29.15</b> G
200 MXC	0200	Offroad	Stock	98-04	<b>143387 29.15</b> G
200 SX	0200	Offroad	Stock	03-04	<b>143387 29.15</b> G
200 XC	0200	Offroad	Stock	06-08	<b>143387 29.15</b> G
200 XCW	0200	Offroad	Stock	06-14	<b>143387 29.15</b> G

MODEL	CC	TYPE	CARB/TB	YEAR	BV THROTTLE
<b>KTM CONTINUED</b>					
250 EXC	0250	Offroad	Stock	97-05	<b>143387 29.15</b> G
250 FR	0250	Dual Sport	Stock	14	<b>143387 29.15</b> G
Freeride 250 R (European only)					
250 MXC	0250	Offroad	Stock	98-01	<b>143387 29.15</b> G
250 SX	0250	Offroad	Stock	97-02	<b>143387 29.15</b> G
250 SX	0250	Offroad	Stock	04-08	<b>143387 29.15</b> G
250 SX	0250	Offroad	Stock	10-11	<b>143387 29.15</b> G
250 SX	0250	Offroad	Stock	13-14	<b>143387 29.15</b> G
250 XC 250	0250	Offroad	Stock	06-14	<b>143387 29.15</b> G
XC 2T E-Start					
250 XCW	0250	Offroad	Stock	06-14	<b>143387 29.15</b> G
300 EXC	0300	Offroad	Stock	97-05	<b>143387 29.15</b> G
300 MXC	0300	Offroad	Stock	97-05	<b>143387 29.15</b> G
300 XC	0300	Offroad	Stock	06-14	<b>143387 29.15</b> G
300 XCW	0300	Offroad	Stock	06-14	<b>143387 29.15</b> G
300 XCWSD	0300	Offroad	Stock	14	<b>143387 29.15</b> G
300 XC-W six days					
360 EXC	0360	Offroad	Stock	97	<b>143387 29.15</b> G
360 MXC	0360	Offroad	Stock	97	<b>143387 29.15</b> G
360 SX	0360	Offroad	Stock	97	<b>143387 29.15</b> G
380 EXC	0380	Offroad	Stock	98-02	<b>143387 29.15</b> G
380 MXC	0380	Offroad	Stock	98-02	<b>143387 29.15</b> G
380 SX	0380	Offroad	Stock	98-02	<b>143387 29.15</b> G

- Black vinyl coil-wound housing
- Inner nylon sleeve for longer life and smooth operation
- Meets or exceeds OEM quality



## MOTION PRO TURBO THROTTLE CABLES

MODEL	CC	TYPE	CARB/TB	YEAR	BV THROTTLE
<b>HONDA</b>					
CR125R	0125	Offroad	Stock	81-84	<b>140428 17.27</b> H
CR125R	0125	Offroad	Stock	85-89	<b>140430 22.92</b> G
CR250R	0250	Offroad	Stock	78-84	<b>140428 17.27</b> H
CR250R	0250	Offroad	Stock	85-07	<b>140430 22.92</b> G
CR450R	0450	Offroad	Stock	81	<b>140428 17.27</b> H
CR480R	0480	Offroad	Stock	82-83	<b>140428 17.27</b> H
CR500R	0500	Offroad	Stock	84	<b>140428 17.27</b> H
CR500R	0500	Offroad	Stock	85-01	<b>140430 22.92</b> G
XR600R	0600	Offroad	Mikuni TM 38-41	85-00	<b>140644 25.50</b> H

MODEL	CC	TYPE	CARB/TB	YEAR	BV THROTTLE
<b>SUZUKI</b>					
RM 125	0125	Offroad	Stock	82-93	<b>140309 20.99</b> H
RM 250	0250	Offroad	Stock	82-87	<b>140572 34.34</b> G
RM 250	0250	Offroad	Stock	88-92	<b>140309 20.99</b> H
RMX 250	0250	Offroad	Stock	89-92	<b>140309 20.99</b> H
RM 465	0465	Offroad	Stock	82	<b>140572 34.34</b> G
RM 500	0500	Offroad	Stock	83-84	<b>140572 34.34</b> G
<b>YAMAHA</b>					
IT 250	0250	Offroad	Stock	77-83	<b>671236 24.99</b> H
YZ 250	0250	Offroad	Stock	76-78	<b>671236 24.99</b> H
YZ 250	0250	Offroad	Stock	80-88	<b>671236 24.99</b> H
YZ 490	0490	Offroad	Stock	84-90	<b>671250 20.16</b> H

- accessories
- body
- handlebar & grips
- cables & levers**
- exhaust
- engine
- fuel & intake
- electrical & ignition
- clutch
- drive
- bearings
- brakes
- steering & suspension
- tires
- tools & shop



## MOTION PRO T3 CABLES

The increased efficiency of the new T3 cables provide a lighter, smoother pull offering significantly increased performance and longevity over conventional OE cables

- Proprietary high performance liner in the elbow increases cable efficiency and greatly increases cable life
- Tool-less adjuster with innovative swivel fitting allows quick and easy cable adjustments
- Tool-less adjuster has built in lubrication port with o-ring cover for easy, no mess maintenance
- All fittings and elbow are anodized billet aluminum construction
- Low friction seals keep dirt and water out delivering smooth, long lasting operation
- Stainless steel inner wire provides durability and additional smoothness
- Assembled with constant viscosity synthetic grease

MODEL	CC	TYPE	CABLE LENGTH	FOOT NOTE	YEAR	T3 THROTTLE	T3 CLUTCH	T3 HOT START
<b>HONDA</b>								
CRF250R	0250	Offroad	STD		08-09	----	140193 50.99 H	140195 41.99 H
CRF250R	0250	Offroad	STD	103	10-13	----	144129 59.99 H	----
CRF250R	0250	Offroad	STD	150	10-13	----	144257 54.50 H	----
CRF250R	0250	Offroad	STD		14-16	----	682101 50.65 E	----
CRF250X	0250	Offroad	STD		04-07	----	140190 54.99 H	----
CRF250X	0250	Offroad	STD		08-09	----	140190 54.99 H	140195 41.99 H
CRF250X	0250	Offroad	STD		12-13	----	140190 54.99 H	140195 41.99 H
CRF450R	0450	Offroad	STD		02-07	----	140197 50.99 H	140195 41.99 H
CRF450R	0450	Offroad	STD		08	----	140186 51.50 H	140195 41.99 H
CRF450R	0450	Offroad	STD	102	09-14	----	144257 54.50 H	----
CRF450R	0450	Offroad	STD	103	09-14	----	144258 59.99 H	----
CRF450R	0450	Offroad	STD		15-16	----	682102 52.99 E	----
CRF450X	0450	Offroad	STD		05-07	----	140182 54.99 H	----
CRF450X	0450	Offroad	STD		08-09	----	140182 54.99 H	140195 41.99 H
CRF450X	0450	Offroad	STD		12-14	----	140182 54.99 H	140195 41.99 H
<b>HUSABERG</b>								
TE 250	0250	Offroad	STD		11-14	144291 39.99 H	----	----
TE 250	0250	Offroad	5.0	110	12-14	144290 39.99 H	----	----
TE 300	0293	Offroad	STD		11-14	144291 39.99 H	----	----
TE 300	0293	Offroad	5.0	110	11-14	144290 39.99 H	----	----
<b>HUSQVARNA</b>								
TC 125	0125	Offroad	STD		15	144291 39.99 H	----	----
TC 125	0125	Offroad	5.0	110	15	144290 39.99 H	----	----
TE 250 2T	0250	Offroad	STD		14-15	144291 39.99 H	----	----
TE 250 2T	0250	Offroad	5.0	110	14-15	144290 39.99 H	----	----
TE 300 2T	0300	Offroad	STD		14-15	144291 39.99 H	----	----
TE 300 2T	0300	Offroad	5.0	110	14-15	144290 39.99 H	----	----
<b>KAWASAKI</b>								
KX 250F	0250	Offroad	STD		04	----	----	140191 47.99 H
KX 250F	0250	Offroad	STD		05-08	----	140183 58.99 H	140191 47.99 H
KX 250F	0250	Offroad	STD		09-10	----	143374 45.99 H	140191 47.99 H
KX 250F	0250	Offroad	STD		11-16	----	144259 45.99 H	----
KLX 450A	0450	Offroad	STD		08-09	----	----	140191 47.99 H
KLX 450AA (AUSTRALIAN)	0450	Offroad	STD	123	12-13	----	----	140191 47.99 H
KX 450F	0450	Offorad	STD		06-08	----	140187 55.99 H	140191 47.99 H
KX 450F	0450	Offorad	STD		09-15	----	143373 55.99 H	----
<b>KTM</b>								
85 SX	0085	Offroad	STD		04-13	144291 39.99 H	----	----
85 SX	0085	Offroad	5.0	110	04-13	144290 39.99 H	----	----
85 XC	0085	Offroad	5.0	110	08	144290 39.99 H	----	----
105 SX	0105	Offroad	STD		04	144291 39.99 H	----	----



## MOTION PRO T3 CABLES CONTINUED

MODEL	CC	TYPE	CABLE LENGTH	FOOT NOTE	YEAR	T3 THROTTLE	T3 CLUTCH	T3 HOT START
<b>KTM CONTINUED</b>								
105 SX	0105	Offroad	5.0	110	04	144290 39.99 H	----	----
105 SX	0105	Offroad	STD		06-11	144291 39.99 H	----	----
105 SX	0105	Offroad	5.0	110	06-11	144290 39.99 H	----	----
105 XC	0105	Offroad	STD		08-09	144291 39.99 H	----	----
105 XC	0105	Offroad	5.0	110	08-09	144290 39.99 H	----	----
125 EXC	0125	Offroad	STD		98-05	144291 39.99 H	----	----
125 EXC	0125	Offroad	5.0	110	98-05	144290 39.99 H	----	----
125 SX	0125	Offroad	STD		98-08	144291 39.99 H	----	----
125 SX	0125	Offroad	5.0	110	98-08	144290 39.99 H	----	----
125 SX	0125	Offroad	STD		11-15	144291 39.99 H	----	----
125 SX	0125	Offroad	5.0	110	11-15	144290 39.99 H	----	----
144 SX	0144	Offroad	STD		07-08	144291 39.99 H	----	----
144 SX	0144	Offroad	5.0	110	07-08	144290 39.99 H	----	----
150 SX	0150	Offroad	STD		09-14	144291 39.99 H	----	----
150 SX	0150	Offroad	5.0	110	09-14	144290 39.99 H	----	----
150 XC	0150	Offroad	STD		10-14	144291 39.99 H	----	----
150 XC	0150	Offroad	5.0	110	10-14	144290 39.99 H	----	----
200 EXC	0200	Offroad	STD		98-05	144291 39.99 H	----	----
200 EXC	0200	Offroad	5.0	110	98-05	144290 39.99 H	----	----
200 MXC	0200	Offroad	STD		98-03	144291 39.99 H	----	----
200 MXC	0200	Offroad	5.0	110	98-03	144290 39.99 H	----	----
200 SX	0200	Offroad	STD		03-04	144291 39.99 H	----	----
200 SX	0200	Offroad	5.0	110	03-04	144290 39.99 H	----	----
200 XC	0200	Offroad	STD		06-09	144291 39.99 H	----	----
200 XC	0200	Offroad	5.0	110	06-09	144290 39.99 H	----	----
200 XCW	0200	Offroad	STD		06-16	144291 39.99 H	----	----
200 XCW	0200	Offroad	5.0	110	06-16	144290 39.99 H	----	----
250 EXC	0250	Offroad	STD		97-05	144291 39.99 H	----	----
250 EXC	0250	Offroad	5.0	110	97-05	144290 39.99 H	----	----
250 FR FREERIDE	0250	Dual Sport	STD		14	144291 39.99 H	----	----
250 FR FREERIDE	0250	Dual Sport	5.0	110	14	144290 39.99 H	----	----
250 SX	0250	Offroad	STD		97-14	144291 39.99 H	----	----
250 SX	0250	Offroad	5.0	110	97-14	144290 39.99 H	----	----
250 XC 2T E-START	0250	Offroad	STD		06-15	144291 39.99 H	----	----
250 XC 2T E-START	0250	Offroad	5.0	110	06-15	144290 39.99 H	----	----
250 XCW	0250	Offroad	STD		06-14	144291 39.99 H	----	----
250 XCW	0250	Offroad	5.0	110	06-14	144290 39.99 H	----	----
300 EXC	0300	Offroad	STD		97-05	144291 39.99 H	----	----
300 EXC	0300	Offroad	5.0	110	97-05	144290 39.99 H	----	----
300 MXC	0300	Offroad	STD		97-05	144291 39.99 H	----	----
300 MXC	0300	Offroad	5.0	110	97-05	144290 39.99 H	----	----
300 XC	0300	Offroad	STD		06-14	144291 39.99 H	----	----
300 XC	0300	Offroad	5.0	110	06-14	144290 39.99 H	----	----
300 XCW	0300	Offroad	STD		06-15	144291 39.99 H	----	----
300 XCW	0300	Offroad	5.0	110	06-15	144290 39.99 H	----	----
300 XCW SIX DAYS	0300	Offroad	STD		14-15	144291 39.99 H	----	----
300 XCW SIX DAYS	0300	Offroad	5.0	110	14-15	144290 39.99 H	----	----
360 EXC	0360	Offroad	STD		97	144291 39.99 H	----	----
360 EXC	0360	Offroad	5.0	110	97	144290 39.99 H	----	----
360 MXC	0360	Offroad	STD		97	144291 39.99 H	----	----
360 MXC	0360	Offroad	5.0	110	97	144290 39.99 H	----	----
360 SX	0360	Offroad	STD		97	144291 39.99 H	----	----
360 SX	0360	Offroad	5.0	110	97	144290 39.99 H	----	----

- accessories
- body
- handlebar & grips
- cables & levers**
- exhaust
- engine
- fuel & intake
- electrical & ignition
- clutch
- drive
- bearings
- brakes
- steering & suspension
- tires
- tools & shop

## MOTION PRO T3 CABLES CONTINUED

MODEL	CC	TYPE	CABLE LENGTH	FOOT NOTE	YEAR	T3 THROTTLE	T3 CLUTCH	T3 HOT START
<b>KTM CONTINUED</b>								
380 EXC	0380	Offroad	STD		98-02	144291 39.99 H	-----	-----
380 EXC	0380	Offroad	5.0	110	98-02	144290 39.99 H	-----	-----
380 MXC	0380	Offroad	STD		98-01	144291 39.99 H	-----	-----
380 MXC	0380	Offroad	5.0	110	98-01	144290 39.99 H	-----	-----
380 SX	0380	Offroad	STD		98-02	144291 39.99 H	-----	-----
380 SX	0380	Offroad	5.0	110	98-02	144290 39.99 H	-----	-----
<b>SUZUKI</b>								
RMZ 250	0250	Offroad	STD		05-06	-----	140183 58.99 H	140191 47.99 H
RMZ 250	0250	Offroad	STD		07	-----	140188 45.99 H	140196 45.99 H
RMZ 250	0250	Offroad	STD		08-09	-----	140188 45.99 H	143371 46.50 H
RMZ 250	0250	Offroad	STD		10-12	-----	144261 45.99 H	143371 46.50 H
RMZ 250	0250	Offroad	STD		13-16	-----	144134 48.99 H	143371 46.50 H
RMZ 450	0450	Offroad	STD		08-12	-----	140184 45.99 H	143371 46.50 H
RMZ 450	0450	Offroad	2.0		08-12	-----	-----	144135 46.99 H
RMZ 450	0450	Offroad	STD		13-16	-----	140184 45.99 H	144135 46.99 H
<b>YAMAHA</b>								
WR 250F	0250	Offroad	STD		03-06	-----	140194 47.99 H	-----
WR 250F	0250	Offroad	STD		07-09	-----	140194 47.99 H	140196 45.99 H
WR 250F	0250	Offroad	STD		11-13	-----	140194 47.99 H	140196 45.99 H
WR 250F	0250	Offroad	STD		15	-----	682105 149.99 E	-----
YZ 250F	0250	Offroad	STD		06-08	-----	140189 45.99 H	-----
YZ 250F	0250	Offroad	STD		09	-----	143375 45.99 H	-----
YZ 250F	0250	Offroad	STD		10-13	-----	143375 45.99 H	144263 46.50 H
YZ 250F	0250	Offroad	STD		14-16	-----	682103 34.99 E	-----
YZ 250FX X-COUNTRY	0250	Offroad	STD		15	-----	682105 149.99 E	-----
WR 450F	0450	Offroad	STD		07-09	-----	140192 46.99 H	140196 45.99 H
WR 450F	0450	Offroad	STD		11	-----	140192 46.99 H	140196 45.99 H
WR 450F	0450	Offroad	STD		12-15	-----	682104 194.99 E	-----
YZ 450F	0450	Offroad	STD		06-08	-----	140185 43.99 H	-----
YZ 450F	0450	Offroad	STD		09	-----	143376 43.99 H	140196 45.99 H
YZ 450F	0450	Offroad	STD		10-13	-----	143377 52.99 H	-----
YZ 450F	0450	Offroad	STD		14-16	-----	682103 34.99 E	-----

### FOOT NOTES

102

Replacement clutch cable only. Does not include engine side mounting bracket. For complete cable with bracket use part number 02-3007 (CRF250R) or 02-3008 (CRF450R). Requires use of Motion Pro mounting bracket and will not work with stock Honda bracket.

103

Includes engine side billet aluminum mounting bracket. For replacement cable only without bracket, use part number 02-3006. Replacement bracket for CRF250R is part number 00-5042 and for CRF450R is 00-5033.

110

Note on installation: Route cable through side of steering head opposite side of CDI box. If CDI box is mounted on the left side of steering head, route cable on the right side of steering head and vice versa. If CDI box is not mounted on the steering head, route cable on the left of steering head

120

When 10-3000 is used on Gas Gas models, 10-3000 is 50 mm (2") longer than OEM housing length. Fits stock throttle and stock carburetor. Remove OEM slotted cable adjuster from throttle and thread T3 cable directly into throttle housing. Disregard KTM installation instructions and use OEM cable routing.

123

Australian Model

150

Replacement clutch cable only. Does not include engine side mounting bracket. For complete cable with bracket use part number 02-3009. Requires use of Motion Pro mounting bracket and will not work with stock Honda bracket.



## MOTION PRO DIRT BIKE CABLES



- Keep your machine working smoothly with a new cable from Motion Pro
- Standard black vinyl coil-wound housing
- Meets or exceeds O.E. quality
- Inner nylon sleeve for longer life and smooth operation

MODEL	YEAR	CABLE LENGTH	FOOT NOTE	THROTTLE	THROTTLE PULL	THROTTLE PUSH	CHOKE	CLUTCH CW	CLUTCH LW (TERMINATOR)	FRONT BRAKE	SPECIAL
<b>ATK</b>											
250 2-STROKE ENDURO	88-90	STD		----	----	----	----	----	142404	----	----
250 DIRT TRACKER	89-90	STD		----	----	----	----	----	142404	----	----
406 2-STROKE CROSS COUNTRY	88-90	STD		----	----	----	----	----	142404	----	----
406 DIRT TRACKER	89-90	STD		----	----	----	----	----	142404	----	----
<b>BETA</b>											
250 RR 2T	13-14	STD		682096	----	----	----	----	----	----	----
300 RR 2T	13-14	STD		682096	----	----	----	----	----	----	----
350 RR ENDURO	12-14	STD		144288*	----	----	----	----	----	----	----
400 RR ENDURO	11-14	STD		144288*	----	----	----	----	----	----	----
450 RR ENDURO	11-14	STD		144288*	----	----	----	----	----	----	----
498 RR	12-14	STD		144288*	----	----	----	----	----	----	----
520 RR ENDURO	11	STD		144288*	----	----	----	----	----	----	----
<b>GAS GAS</b>											
EC 125	98-11	STD		143483	----	----	----	----	----	----	----
MC 125	98-08	STD		143483	----	----	----	----	----	----	----
EC 200	98-11	STD		143483	----	----	----	----	----	----	----
EC 250	98-12	STD		143483	----	----	----	----	----	----	----
MC 250	98-08	STD		143483	----	----	----	----	----	----	----
EC 300	98-12	STD		143483	----	----	----	----	----	----	----
<b>HONDA</b>											
CRF50F	04-15	STD		672418	----	----	----	----	----	672421	----
CRF50F	04-15	3.0		----	----	----	----	----	----	141104	----
CRF50F	04-15	4.0	052	----	----	----	----	----	----	140462	----
XR50R	00-03	STD		672418	----	----	----	----	----	672421	----
XR50R	00-03	3.0		----	----	----	----	----	----	141104	----
XR50R	00-03	4.0	052	----	----	----	----	----	----	140462	----
Z50R MINI TRAIL	79-85	STD		141080	----	----	----	----	----	----	----
Z50R MINI TRAIL	86-99	STD		672418	----	----	----	----	----	141082	----
Z50R MINI TRAIL	86-99	3.0		----	----	----	----	----	----	----	----
CRF70F	04-09	STD		672439	----	----	----	----	----	672468	----
CRF70F	11	STD		672439	----	----	----	----	----	672468	----
XR70R	97-00	STD		----	----	----	----	----	----	672468	----
XR70R	01-03	STD		672439	----	----	----	----	----	672468	----
XL75	77-79	STD		----	----	----	----	672060	----	672167	----
XR75	73	STD		----	----	----	----	672163	----	----	----
XR75	74-76	STD		672197	----	----	----	672163	----	----	----
XR75	77-78	STD		672197	----	----	----	672163	----	672167	----
CR80R	80-81	STD		----	----	----	----	672162	----	672165	----
CR80R	82	STD		672152	----	----	----	672162	----	672165	----
CR80R	83	STD		----	----	----	----	672162	----	672165	----
CR80R	84-85	STD		672152	----	----	----	672162	----	672165	----
CR80R	86-95	STD		672152	----	----	----	672162	----	----	----
CR80R	96-00	STD		672321	----	----	----	672162	----	----	----
CR80R	01	STD		672321	----	----	----	----	----	----	----
CR80R	02	STD		672321	----	----	----	672162	----	----	----
CR80RB	96-02	STD		672321	----	----	----	672162	----	----	----
CRF80F	04-09	STD		672423	----	----	----	672163	----	672167	----
CRF80F	11-13	STD		672423	----	----	----	672163	----	672167	----
XL80S	80	STD		672153	----	----	----	672163	----	672167	----
XL80S	81-82	STD		672153	----	----	----	672060	----	672167	----
XL80S	83-85	STD		672153	----	----	----	672163	----	672167	----
XR80	79-82	STD		672197	----	----	----	672163	----	672167	----
XR80	83-84	STD		672152	----	----	----	672163	----	672167	----
XR80R	85	STD		672152	----	----	----	672163	----	672167	----

- accessories
- body
- handlebar & grips
- cables & levers**
- exhaust
- engine
- fuel & intake
- electrical & ignition
- clutch
- drive
- bearings
- brakes
- steering & suspension
- tires
- tools & shop

# CABLES & LEVERS

## MOTION PRO DIRT BIKE CABLES CONTINUED

- accessories
- body
- handlebar & grips
- cables & levers**
- exhaust
- engine
- fuel & intake
- electrical & ignition
- clutch
- drive
- bearings
- brakes
- steering & suspension
- tires
- tools & shop

MODEL	YEAR	CABLE LENGTH	FOOT NOTE	THROTTLE	THROTTLE PULL	THROTTLE PUSH	CHOKE	CLUTCH CW	CLUTCH LW (TERMINATOR)	FRONT BRAKE	SPECIAL
<b>HONDA CONTINUED</b>											
XR80R	86-88	STD		672423	----	----	----	672163	----	672167	----
XR80R	89	STD		----	----	----	----	672163	----	672167	----
XR80R	90-03	STD		672423	----	----	----	672163	----	672167	----
CR85R	03-07	STD		672321	----	----	----	672162	----	----	----
CR85RB	03-07	STD		672321	----	----	----	672162	----	----	----
CRF100F	04-09	STD		672277	----	----	----	672163	----	672283	----
CRF100F	11-13	STD		672277	----	----	----	672163	----	672283	----
XL100S	81	STD		----	----	----	----	672060	----	672165	----
XL100S	82-85	STD		----	----	----	----	672060	----	672140	----
XR100R	81-83	STD		672151	----	----	----	672060	----	672165	----
XR100R	84	STD		----	----	----	----	672060	----	672165	----
XR100R	85	STD		672151	----	----	----	672163	----	672283	----
XR100R	86-03	STD		672277	----	----	----	672163	----	672283	----
CT110 TRAIL	80-84	STD		140923	----	----	----	----	----	672165	----
CT110 TRAIL	86	STD		140923	----	----	----	----	----	672165	----
CR125R	82	STD		672057	----	----	----	672058	----	672140	----
CR125R	83	STD		672057	----	----	----	----	----	672140	----
CR125R	84	STD		672247	----	----	----	672132	----	----	----
CR125R	85-86	STD		140847	----	----	----	672132	----	----	----
CR125R	87-89	STD		140847	----	----	----	672196	----	----	----
CR125R	90-92	STD		672228	----	----	----	672196	----	----	----
CR125R	93-97	STD		672247	----	----	----	672196	----	----	----
CR125R	98-99	STD		672247	----	----	----	672376	----	----	----
CR125R	00-03	STD		672384	----	----	----	672383	----	----	----
CR125R	04-07	STD		672472	----	----	----	672473	----	----	----
XL125K	74-75	STD		----	----	----	----	----	----	----	672170 <sup>(4)</sup>
XL125S	79-82	STD		----	----	----	----	672055	----	----	672170 <sup>(4)</sup>
XL125S	84	STD		----	----	----	----	672055	----	----	672170 <sup>(4)</sup>
XL125S	85	STD		----	----	----	----	----	----	----	672170 <sup>(4)</sup>
CRF150F	03-05	STD		672485	----	----	----	672487	----	----	----
CRF150F	06-09	STD		672485	----	----	----	672587	----	----	----
CRF150F	12-15	STD		672485	----	----	----	672587	----	----	----
CRF150R	07-09	STD		----	141114	141115	----	141117	----	----	----
CRF150R	12-15	STD		----	141114	141115	----	141117	----	----	----
CRF150RB	07-09	STD		----	141114	141115	----	141117	----	----	----
CRF150RB	12-15	STD		----	141114	141115	----	141117	----	----	----
SL175 MOTOSPORT	70-71	STD		----	----	----	----	----	----	----	672170 <sup>(4)</sup> 140851 <sup>(3)</sup>
XL175K	73-75	STD		----	----	----	----	----	----	----	140840 <sup>(3)</sup>
XL185S	79-83	STD		----	----	----	----	672055	----	----	672170 <sup>(4)</sup>
TR200 FAT CAT	86-87	STD		672485	----	----	----	----	----	----	----
XL200R	83-84	STD		140847	----	----	----	672055	----	----	672170 <sup>(4)</sup>
XR200	80	STD		----	----	----	----	672055	----	----	672047 <sup>(4)</sup>
XR200	81-84	STD		----	----	----	----	672055	----	----	----
XR200R	81-83	STD		140847	----	----	----	672055	----	----	672047 <sup>(4)</sup>
XR200R	84-85	STD		----	672068	672071	----	672164	----	----	672170 <sup>(4)</sup>
XR200R	84-88	2.0		----	----	----	----	----	----	672168	----
XR200R	86-02	STD		672218	----	----	----	672055	----	----	672170 <sup>(4)</sup>
XR200R	90-02	6.0		----	----	----	----	----	----	672168	----
CRF230F	03-09	STD		672486*	----	----	----	672487	----	----	----
CRF230F	12-14	STD		672486*	----	----	----	672487	----	----	----
CRF230F	15-16	STD		672486*	----	----	----	672487	----	----	----
CRF230L	08-09	STD		----	141162	141163	----	141161	----	----	----
CR250R	82	STD		672057	----	----	----	672058	----	672139	----
CR250R	83	STD		672057	----	----	----	672058	----	672063	----
CR250R	84	STD		672247	----	----	----	672131	140970	----	----
CR250R	85	STD		140847	----	----	----	672131	140970	----	----
CR250R	86-89	STD		672138	----	----	----	672131	140970	----	----
CR250R	90-96	STD		672247	----	----	----	672131	140970	----	----
CR250R	97	STD		672247	----	----	----	672339	----	----	----
CR250R	98-03	STD		672247	----	----	----	----	141056	----	----
CR250R	98-03	STD	109	----	----	----	----	672373	----	----	----
CR250R	04-07	STD		672384	----	----	----	672477	----	----	----

## MOTION PRO DIRT BIKE CABLES CONTINUED

MODEL	YEAR	CABLE LENGTH	FOOT NOTE	THROTTLE	THROTTLE PULL	THROTTLE PUSH	CHOKE	CLUTCH CW	CLUTCH LW (TERMINATOR)	FRONT BRAKE	SPECIAL
<b>HONDA CONTINUED</b>											
CRF250R	04-07	STD		672414*	----	----	----	141144	----	----	672417 <sup>(2)</sup>
CRF250R	04-07	2.0		141118*	----	----	----	----	----	----	----
CRF250R	04-07	2.0	072	----	----	----	----	672412	----	----	141113 <sup>(2)</sup>
CRF250R	08-09	STD		672414*	----	----	----	672549	----	----	672417 <sup>(2)</sup>
CRF250R	08-09	2.0		141118*	----	----	----	141152	----	----	----
CRF250R	08-09	2.0	072	----	----	----	----	----	----	----	141113 <sup>(2)</sup>
CRF250R	10-13	STD		143402*	----	----	----	672579	----	----	----
CRF250R	10-13	1.0		144345*	----	----	----	----	----	----	----
CRF250R	14-15	STD		144345*	----	----	----	144346	----	----	----
CRF250R	16	STD		----	----	----	----	144346	----	----	----
CRF250X	04-06	STD		672414*	----	----	----	672412	----	----	672417 <sup>(2)</sup> 675015 <sup>(4)</sup>
CRF250X	04-06	2.0		141118*	----	----	----	----	----	----	141113 <sup>(2)</sup>
CRF250X	07-09	STD		----	----	----	----	672412	----	----	672417 <sup>(2)</sup> 675015 <sup>(4)</sup>
CRF250X	07-09	STD	154	672414*	----	----	----	----	----	----	----
CRF250X	07-09	2.0		----	----	----	----	----	----	----	141113 <sup>(2)</sup>
CRF250X	07-09	3.0		141118*	----	----	----	----	----	----	----
CRF250X	12-13	STD		----	----	----	----	672412	----	----	672417 <sup>(2)</sup> 675015 <sup>(4)</sup>
CRF250X	12-13	STD	154	672414*	----	----	----	----	----	----	----
CRF250X	12-13	2.0		----	----	----	----	----	----	----	141113 <sup>(2)</sup>
CRF250X	12-13	3.0		141118*	----	----	----	----	----	----	----
MR250 ELSINORE	76	STD		----	----	----	----	----	----	----	672170 <sup>(4)</sup>
MT250 ELSINORE	74-76	STD		----	----	----	----	----	----	672002	672047 <sup>(4)</sup>
XL250	72-73	STD		----	----	----	----	672041	----	672002	672047 <sup>(4)</sup>
XL250	74-76	STD		----	----	----	----	672041	----	672002	672280 <sup>(4)</sup>
XL250R	82-83	STD		----	672201	672069	----	672040	----	672169	672170 <sup>(4)</sup>
XL250R	84-85	STD		----	672068	672071	----	672164	----	----	672170 <sup>(4)</sup>
XL250R	86-87	STD		----	672201	672071	----	672164	----	----	672170 <sup>(4)</sup>
XL250S	78-81	STD		----	----	----	----	672041	----	67202	672045 <sup>(4)</sup>
XR250	79	STD		----	----	----	----	672041	----	----	----
XR250	80	STD		----	----	----	----	672041	----	672026	----
XR250L	91-96	STD		----	672201	672292	----	672198	----	----	672047 <sup>(4)</sup>
XR250R	81-82	STD		----	----	----	----	672040	----	----	672280 <sup>(4)</sup>
XR250R	84-85	STD		----	672068	672071	----	672164	----	----	672170 <sup>(4)</sup>
XR250R	86-95	STD		----	672068	672069	----	672198	----	----	672314 <sup>(1)</sup> 672047 <sup>(4)</sup>
XR250R	96-04	STD		----	672315	672292	----	672316	----	----	672314 <sup>(1)</sup> 672047 <sup>(4)</sup>
XL350	74-77	STD		----	----	----	----	672041	----	672002	672280 <sup>(4)</sup>
XL350	78	STD		----	----	----	----	672041	----	672002	672047 <sup>(4)</sup>
XL350R	84-85	STD		----	672068	672071	----	672067	----	----	672047 <sup>(4)</sup>
XR350R	83	STD		----	672068	672071	----	672067	----	672168	672047 <sup>(4)</sup>
XR350R	84	STD		----	672068	672071	----	672067	----	----	672047 <sup>(4)</sup>
XR350R	85	STD		----	----	----	----	----	----	----	672047 <sup>(4)</sup>
XR350R	85	2.5		----	----	----	----	672058	----	----	----
XR400R	96-04	STD		----	672318	672322	----	672319	----	----	672314 <sup>(1)</sup> 672047 <sup>(4)</sup>
CRF450R	02-07	STD		672414*	----	----	----	141145	----	----	672417 <sup>(2)</sup>
CRF450R	02-07	2.0		141118*	----	----	----	672412	----	----	141113 <sup>(2)</sup>
CRF450R	08	STD		672414*	----	----	----	672550	----	----	672417 <sup>(2)</sup>
CRF450R	08	2.0		141118*	----	----	----	----	----	----	----
CRF450R	08	2.0	072	----	----	----	----	----	----	----	141113 <sup>(2)</sup>
CRF450R	09-14	STD		144119*	----	----	----	672579	----	----	----
CRF450R	15	STD		144119*	----	----	----	682097	----	----	----
CRF450R	16	STD		----	----	----	----	682097	----	----	----
CRF450X	05-07	STD		672414*	----	----	----	672506	----	----	672417 <sup>(2)</sup> 675015 <sup>(4)</sup>
CRF450X	05-07	2.0		141118*	----	----	----	672515	----	----	141113 <sup>(2)</sup>
CRF450X	08-09	STD		672414*	----	----	----	672515	----	----	672417 <sup>(2)</sup> 675015 <sup>(4)</sup>
CRF450X	08-09	2.0		141118*	----	----	----	141153	----	----	141113 <sup>(2)</sup>
CRF450X	12-14	STD		672414*	----	----	----	672515	----	----	672417 <sup>(2)</sup> 675015 <sup>(4)</sup>

- accessories
- body
- handlebar & grips
- cables & levers**
- exhaust
- engine
- fuel & intake
- electrical & ignition
- clutch
- drive
- bearings
- brakes
- steering & suspension
- tires
- tools & shop

# CABLES & LEVERS

## MOTION PRO DIRT BIKE CABLES CONTINUED

MODEL	YEAR	CABLE LENGTH	FOOT NOTE	THROTTLE	THROTTLE PULL	THROTTLE PUSH	CHOKE	CLUTCH CW	CLUTCH LW (TERMINATOR)	FRONT BRAKE	SPECIAL
<b>HONDA CONTINUED</b>											
CRF450X	12-14	2.0		141118*	----	----	----	141153	----	----	141113 <sup>(2)</sup>
CR480R	82	STD		672057	----	----	----	672058	----	672139	----
CR480R	83	STD		672057	----	----	----	672058	----	672063	----
CR500R	84	STD		672247	----	----	----	672131	140970	----	----
CR500R	85-89	STD		672138	----	----	----	672131	140970	----	----
CR500R	90-01	STD		672247	----	----	----	672131	140970	----	----
XL500R	82	STD		----	----	----	----	672040	----	----	672047 <sup>(4)</sup>
XL500S	79-81	STD		----	----	----	----	672041	----	672026	672045 <sup>(4)</sup>
XR500	79	STD		----	----	----	----	672041	----	----	----
XR500	80	STD		----	----	----	----	672041	----	672026	----
XR500R	81-82	STD		----	672068	672069	----	672040	----	----	672280 <sup>(4)</sup>
XR500R	83-84	STD		----	----	672071	----	672074	----	----	672047 <sup>(4)</sup>
XL600R	83-85	STD		----	672068	672071	----	672106	----	----	672047 <sup>(4)</sup>
XL600R	86-87	STD		----	----	----	----	672106	----	----	672047 <sup>(4)</sup>
XL600R	86-87	3.0		----	----	672071	----	----	----	----	----
XR600R	85	STD		----	----	----	----	672219	140980	----	672047 <sup>(4)</sup>
XR600R	86-87	STD		----	672068	672071	----	672219	140980	----	672047 <sup>(4)</sup>
XR600R	88-00	STD		----	672221	672220	----	672219	140980	----	672047 <sup>(4)</sup>
XR650L	93-09	STD		----	672278	672279	----	672219	140980	----	672280 <sup>(4)</sup>
XR650L	93-09	3.0		----	678436	678437	----	----	----	----	----
XR650L	12-15	STD		----	672278	672279	----	672219	140980	----	672280 <sup>(4)</sup>
XR650L	12-15	3.0		----	678436	678437	----	----	----	----	----
XR650R	00-07	STD		----	672387	672388	----	672389	----	----	672047 <sup>(4)</sup>
<b>HUSABERG</b>											
FE 250	13-14	STD		673151*	----	----	----	----	----	----	142464 <sup>(4)</sup>
FE 250	13-14	3.0		142478*	----	----	----	----	----	----	----
TE 250	11-12	STD		670056	----	----	----	----	----	----	----
TE 250	13-14	STD		144185	----	----	----	----	----	----	----
TE 300	11-12	STD		670056	----	----	----	----	----	----	----
TE 300	13-14	STD		144185	----	----	----	----	----	----	----
FE 350	13	STD		673151*	----	----	----	----	----	----	142464 <sup>(4)</sup>
FE 350	13	3.0		142478*	----	----	----	----	----	----	----
FE 390	10-11	STD		143481*	----	----	----	----	----	----	142464 <sup>(4)</sup>
FC 450	04-05	STD		670117*	----	----	----	----	----	----	----
FC 450	04-05	3.0		142472*	----	----	----	----	----	----	----
FE 450	04-05	STD		670117*	----	----	----	----	----	----	----
FE 450	04-08	3.0		142472*	----	----	----	----	----	----	----
FE 450	06-08	STD		670117*	----	----	----	----	----	----	143480 <sup>(1)</sup> 142464 <sup>(4)</sup>
FE 450	09-10	STD		143481*	----	----	----	----	----	----	142464 <sup>(4)</sup>
FE 450	11	STD		143481*	----	----	----	----	----	----	----
FE 450	14	STD		673151*	----	----	----	----	----	----	142464 <sup>(4)</sup>
FE 450	14	3.0		142478*	----	----	----	----	----	----	----
FX 450	10-11	STD		143481*	----	----	----	----	----	----	----
FE 501	04	STD		670117*	----	----	----	----	----	----	----
FE 501	04	3.0		142472*	----	----	----	----	----	----	----
FE 501	13-14	STD		673151*	----	----	----	----	----	----	142464 <sup>(4)</sup>
FE 501	13-14	3.0		142478*	----	----	----	----	----	----	----
FC 550	04-05	STD		670117*	----	----	----	----	----	----	----
FC 550	04-05	3.0		142472*	----	----	----	----	----	----	----
FE 550	04-05	STD		670117*	----	----	----	----	----	----	----
FE 550	04-08	3.0		142472*	----	----	----	----	----	----	----
FE 550	06-07	STD		670117*	----	----	----	----	----	----	143480 <sup>(1)</sup>
FE 550	08	STD		670117*	----	----	----	----	----	----	143480 <sup>(1)</sup> 142464 <sup>(4)</sup>
FE 570	09-10	STD		143481*	----	----	----	----	----	----	142464 <sup>(4)</sup>
FE 570S STREET LEGAL FI	11	STD		143481*	----	----	----	----	----	----	142464 <sup>(4)</sup>
FE 650	04-05	STD		670117*	----	----	----	----	----	----	----
FE 650	04-08	3.0		142472*	----	----	----	----	----	----	----
FE 650	06-07	STD		670117*	----	----	----	----	----	----	143480 <sup>(1)</sup>
FE 650	08	STD		670117*	----	----	----	----	----	----	143480 <sup>(1)</sup> 142464 <sup>(4)</sup>

## MOTION PRO DIRT BIKE CABLES CONTINUED

MODEL	YEAR	CABLE LENGTH	FOOT NOTE	THROTTLE	THROTTLE PULL	THROTTLE PUSH	CHOKE	CLUTCH CW	CLUTCH LW (TERMINATOR)	FRONT BRAKE	SPECIAL
<b>HUSQVARNA</b>											
CR 125	82-86	STD		142401	----	----	----	----	----	----	----
CR 125	00-02	STD		142431	----	----	----	----	142432	----	----
CR 125	04-07	STD		142431	----	----	----	----	142432	----	----
CR 125	08	STD		142490	----	----	----	----	----	----	----
CR 125	09-12	STD		142431	----	----	----	144347	144348	----	----
CR 125	13	STD		----	----	----	----	144347	144348	----	----
TC 125	15	STD		144185	----	----	----	----	----	----	----
WR 125	83-84	STD		142401	----	----	----	----	----	----	----
WR 125	86	STD		142401	----	----	----	----	----	----	----
WR 125	00-01	STD		142431	----	----	----	----	142432	----	----
WR 125	02	STD		----	----	----	----	----	142432	----	----
WR 125	04-07	STD		142431	----	----	----	----	142432	----	----
WR 125	08	STD		142490	----	----	----	----	----	----	----
WR 125	09-12	STD		142431	----	----	----	144347	144348	----	----
WR 125	13	STD		----	----	----	----	144347	144348	----	----
WRE 125DP DUAL PURPOSE	04-05	STD		----	----	----	----	----	142432	----	----
XC 125	82-86	STD		142401	----	----	----	----	----	----	----
WR 175	83	STD		142401	----	----	----	----	----	----	----
XC 175	83	STD		142401	----	----	----	----	----	----	----
WR 240	88	STD		142401	----	----	----	----	142403	----	----
CR 250	77-78	STD		----	----	----	----	----	142403	----	----
CR 250	79-86	STD		142401	----	----	----	----	142403	----	----
CR 250	87	STD		----	----	----	----	----	142403	----	----
CR 250	00	STD		142431	----	----	----	----	----	----	----
CR 250	02	STD		142431	----	----	----	----	----	----	----
CR 250	04	STD		142431	----	----	----	----	----	----	----
FC 250	14-15	STD		673151*	----	----	----	----	----	----	----
FC 250	14-15	3.0		142478*	----	----	----	----	----	----	----
FE 250	14-15	STD		673151*	----	----	----	----	----	----	----
FE 250	14-15	3.0		142478*	----	----	----	----	----	----	----
OR 250	78	STD		----	----	----	----	----	142403	----	----
OR 250	80	STD		142401	----	----	----	----	142403	----	----
TC 250	08-10	STD		142481*	----	----	----	----	----	----	----
TE 250 2T (2-STROKE)	14-15	STD		144185	----	----	----	----	----	----	----
TXC 250R	08-09	STD		142481*	----	----	----	----	----	----	----
WMX 250	90-91	STD		----	----	----	----	----	142410	----	----
WR 250	77	STD		----	----	----	----	----	142403	----	----
WR 250	78-81	STD		142401	----	----	----	----	142403	----	----
WR 250	82	STD		142401	----	----	----	----	----	----	----
WR 250	83-84	STD		142401	----	----	----	----	142403	----	----
WR 250	86-88	STD		142401	----	----	----	----	142403	----	----
WR 250	00-02	STD		142431	----	----	----	----	----	----	----
WR 250	04-07	STD		142431	----	----	----	----	----	----	----
WR 250	08-13	STD		142490	----	----	----	144289	144187	----	----
WRX 250	85	STD		142401	----	----	----	----	142403	----	----
WXC 250	93	STD		----	----	----	----	----	142410	----	----
WXC 250	94-95	STD		----	----	----	----	----	142422	----	----
WXC 250	96	STD		----	----	----	----	----	142410	----	----
WXE 250	90	STD		----	----	----	----	----	142410	----	----
WXE 250	93-96	STD		----	----	----	----	----	142410	----	----
XC 250 2T E-START	81-88	STD		142401	----	----	----	----	142403	----	----
WXE 260	91	STD		----	----	----	----	----	142410	----	----
TE 300 2T 2-STROKE	14-15	STD		144185	----	----	----	----	----	----	----
WR 300	09-13	STD		142490	----	----	----	144289	144187	----	----
FC 350	14-15	STD		673151*	----	----	----	----	----	----	----
FC 350	14-15	3.0		142478*	----	----	----	----	----	----	----
FE 350	14-15	STD		673151*	----	----	----	----	----	----	----
FE 350	14-15	3.0		142478*	----	----	----	----	----	----	----
WXE 350	92-95	STD		----	----	----	----	----	142422	----	----
WXL 350	92-93	STD		----	----	----	----	----	142422	----	----
WR 360	99	STD		----	----	----	----	----	142410	----	----
WR 360	00-02	STD		142431	----	----	----	----	142410	----	----
WXC 360	92-96	STD		----	----	----	----	----	142410	----	----
WXE 360	92-96	STD		----	----	----	----	----	142410	----	----

- accessories
- body
- handlebar & grips
- cables & levers**
- exhaust
- engine
- fuel & intake
- electrical & ignition
- clutch
- drive
- bearings
- brakes
- steering & suspension
- tires
- tools & shop

## MOTION PRO DIRT BIKE CABLES CONTINUED

- accessories
- body
- handlebar & grips
- cables & levers**
- exhaust
- engine
- fuel & intake
- electrical & ignition
- clutch
- drive
- bearings
- brakes
- steering & suspension
- tires
- tools & shop

MODEL	YEAR	CABLE LENGTH	FOOT NOTE	THROTTLE	THROTTLE PULL	THROTTLE PUSH	CHOKE	CLUTCH CW	CLUTCH LW (TERMINATOR)	FRONT BRAKE	SPECIAL
<b>HUSQVARNA CONTINUED</b>											
390 AUTO	80	STD		142401	----	----	----	----	----	----	----
CR 390	77	STD		----	----	----	----	----	142403	----	----
CR 390	79-80	STD		142401	----	----	----	----	142403	----	----
OR 390	79-80	STD		142401	----	----	----	----	142403	----	----
WR 390	78	STD		142401	----	----	----	----	----	----	----
WR 390	79-80	STD		142401	----	----	----	----	142403	----	----
WR 400	84	STD		142401	----	----	----	----	142403	----	----
WR 400	86	STD		142401	----	----	----	----	142403	----	----
WR 400	88	STD		142401	----	----	----	----	142403	----	----
WRX 400	85	STD		142401	----	----	----	----	142403	----	----
XC 400	86	STD		142401	----	----	----	----	142403	----	----
TE 410 ENDURO	99	STD		----	----	----	----	----	142422	----	----
WXE 410	96	STD		----	----	----	----	----	142422	----	----
420 AUTO	81	STD		142401	----	----	----	----	----	----	----
420 AUTO	82	STD		142401	----	----	----	----	142403	----	----
AE 430	86	STD		142401	----	----	----	----	----	----	----
AE 430 AUTO	87-88	STD		142401	----	----	----	----	----	----	----
CR 430	81-82	STD		142401	----	----	----	----	142403	----	----
CR 430	87-88	STD		142401	----	----	----	----	142403	----	----
WR 430	81-82	STD		142401	----	----	----	----	142403	----	----
WR 430	87-88	STD		142401	----	----	----	----	142403	----	----
WRU 430	83	STD		142401	----	----	----	----	142403	----	----
XC 430	81-82	STD		142401	----	----	----	----	142403	----	----
XC 430	88	STD		142401	----	----	----	----	142403	----	----
TC 449	11-13	STD		144287*	----	----	----	----	----	----	----
TXC 449	11-12	STD		144287*	----	----	----	----	----	----	----
FC 450	15	STD		673151*	----	----	----	----	----	----	----
FC 450	15	3.0		142478*	----	----	----	----	----	----	----
FE 450	14-15	STD		673151*	----	----	----	----	----	----	----
FE 450	14-15	3.0		142478*	----	----	----	----	----	----	----
TC 450	06-10	STD		142481*	----	----	----	----	----	----	----
TE 450	06-07	STD		142481*	----	----	----	----	----	----	----
TXC 450	08-10	STD		142481*	----	----	----	----	----	----	----
TXC 511	11-12	STD		144287*	----	----	----	----	----	----	----
CR 500	82	STD		142401	----	----	----	----	142403	----	----
CR 500	83-86	STD		----	----	----	----	----	142403	----	----
WRU 500	84	STD		142401	----	----	----	----	142403	----	----
XC 500	83-86	STD		----	----	----	----	----	142403	----	----
XC 500	87	STD		142401	----	----	----	----	142403	----	----
FE 501	14-15	STD		673151*	----	----	----	----	----	----	----
FE 501	14-15	3.0		142478*	----	----	----	----	----	----	----
TC 510	08-10	STD		142481*	----	----	----	----	----	----	----
TXC 510	08-10	STD		142481*	----	----	----	----	----	----	----
TC 610	97-99	STD		----	----	----	----	----	142422	----	----
TE 610	99	STD		----	----	----	----	----	142422	----	----
TE 610	06-08	STD		142481*	----	----	----	----	142479	----	----
WXC 610	92-96	STD		----	----	----	----	----	142422	----	----
WXE 610	92-96	STD		----	----	----	----	----	142422	----	----

<b>KAWASAKI</b>											
KDX 50	03-06	STD		674165	----	----	----	----	----	674166	----
KX 60	83-84	STD		673117	----	----	----	----	----	673205	----
KX 60	85-87	STD		673117	----	----	----	673324	----	673205	----
KX 60	88	STD		673211	----	----	----	673324	----	673205	----
KX 60	90-03	STD		673211	----	----	----	673324	----	673205	----
KX 65	00	STD		673211	----	----	----	673313	----	----	----
KX 65	00	2.0		----	----	----	----	673332	----	----	----
KX 65	01-16	STD		673211	----	----	----	673332	----	----	----
KD 80	75-76	STD		----	141248	----	----	141235	----	----	----
KD 80	80-87	STD		----	----	----	----	141235	----	----	----
KDX 80	80-83	STD		----	----	----	----	673118	----	----	----
KDX 80	84-86	STD		----	673117	----	----	673118	----	673205	----
KDX 80	87-88	STD		----	673186	----	----	673118	----	673205	----
KX 80 W3	79-81	STD		----	----	----	----	673118	----	----	----



## MOTION PRO DIRT BIKE CABLES CONTINUED

MODEL	YEAR	CABLE LENGTH	FOOT NOTE	THROTTLE	THROTTLE PULL	THROTTLE PUSH	CHOKE	CLUTCH CW	CLUTCH LW (TERMINATOR)	FRONT BRAKE	SPECIAL
<b>KAWASAKI CONTINUED</b>											
KX 80 W3	82	STD		673117	----	----	----	673118	----	----	----
KX 80 W3	83-85	STD		673117	----	----	----	673119	----	----	----
KX 80 W3	86	STD		673117	----	----	----	673131	----	----	----
KX 80 W3	87-88	STD		673186	----	----	----	673131	----	----	----
KX 80 W3	89-00	STD		673186	----	----	----	673187	141276	----	----
KX 85	01-13	STD		673186	----	----	----	673187	141276	----	----
KX 85	14-16	STD		682098	----	----	----	682099	----	----	----
MC 90	74	STD		141248	----	----	----	----	----	----	----
MC 90	75	STD		141248	----	----	----	141235	----	----	----
G5 KE 100	74-75	STD		141248	----	----	----	141235	----	----	----
KD 100	76-79	STD		141248	----	----	----	141235	----	----	----
KE 100	76-81	STD		141248	----	----	----	141235	----	----	----
KE 100	82-83	STD		----	----	----	----	141235	----	----	673010 <sup>(4)</sup>
KE 100	84-01	STD		----	----	----	----	----	----	----	673010 <sup>(4)</sup>
KM 100	76-79	STD		141248	----	----	----	141235	----	----	----
KM 100	80-81	STD		----	----	----	----	141235	----	----	----
KX 100	95-09	STD		673186	----	----	----	673187	141276	----	----
KX 100	11-13	STD		673186	----	----	----	673187	141276	----	----
KX 100	14-16	STD		682098	----	----	----	682099	----	----	----
KLX 110	02-09	STD		141360	----	----	----	----	----	141361	----
KLX 110	02-09	4.0		141357	----	----	----	----	----	673205	----
KLX 110	10-16	STD		141360	----	----	----	----	----	673426	----
KLX 110	10-16	3.0		----	----	----	----	----	----	673425	----
KLX 110	10-16	4.0		141357	----	----	----	----	----	----	----
KLX 110D MANUAL CLUTCH	10-16	STD		141360	----	----	----	143415	----	673425	----
KLX 110D MANUAL CLUTCH	10-16	4.0		141357	----	----	----	----	----	----	----
F6	71-73	STD		----	----	----	----	----	----	----	673010 <sup>(4)</sup>
KLX 125	03-06	STD		141584	----	----	----	141585	----	----	----
KLX 125L	03-06	STD		141584	----	----	----	141585	----	----	----
KX 125	78-79	STD		----	----	----	----	673130	----	----	----
KX 125	80-81	STD		673008	----	----	----	673009	----	----	----
KX 125	82-84	STD		673037	----	----	----	673052	----	----	----
KX 125	85-87	STD		673037	----	----	----	----	----	----	----
KX 125	88-91	STD		673162	----	----	----	673163	----	----	----
KX 125	92-93	STD		673189	----	----	----	673163	----	----	----
KX 125	94	STD		673189	----	----	----	673206	----	----	----
KX 125	95-96	STD		673189	----	----	----	673250	----	----	----
KX 125	97-98	STD		673189	----	----	----	673290	----	----	----
KX 125	99	STD		673189	----	----	----	673303	----	----	----
KX 125	00-02	STD		673189	----	----	----	673308	----	----	----
KX 125	03	STD		673189	----	----	----	673330	----	----	----
KX 125	04-05	STD		673189	----	----	----	673346	----	----	----
KLX 140A	08-16	STD		141371	----	----	----	141372	----	----	----
KLX 140B BIG WHEEL	08-16	STD		141371	----	----	----	141372	----	----	----
F7 175	71-75	STD		----	----	----	----	----	----	----	673010 <sup>(4)</sup>
KDX 175	80-81	STD		673008	----	----	----	673009	----	673057	673010 <sup>(4)</sup>
KDX 175	82	STD		673037	----	----	----	673009	----	673057	673010 <sup>(4)</sup>
KDX 200	83-85	STD		673037	----	----	----	673052	----	673057	----
KDX 200	86-87	STD		673037	----	----	----	673087	----	----	----
KDX 200	88	STD		673162	----	----	----	673165	----	----	----
KDX 200	89-92	STD		673181	----	----	----	673192	----	----	----
KDX 200	93-94	STD		673181	----	----	----	673192	----	----	673202 <sup>(4)</sup>
KDX 200	95-06	STD		673253	----	----	----	673192	----	----	673202 <sup>(4)</sup>
KDX 220R	97-05	STD		673253	----	----	----	673192	----	----	673202 <sup>(4)</sup>
KDX 250	80	STD		----	----	----	----	----	----	----	673123 <sup>(4)</sup>
KDX 250	81	STD		673266	----	----	----	----	----	----	673123 <sup>(4)</sup>
KDX 250	82	STD		673037	----	----	----	673085	----	----	673123 <sup>(4)</sup>
KDX 250	83-84	STD		673037	----	----	----	673085	----	673057	----
KDX 250	91-94	STD		673190	----	----	----	673182	----	----	----
KL 250A	78-79	STD		----	----	----	----	----	----	----	141234 <sup>(3)</sup>
KL 250D/KLR 250	85-04	STD		----	----	----	141294	----	----	----	141233 <sup>(4)</sup>
KL 250D/KLR 250	85-04	3.0		----	----	----	----	141242	----	----	----
KLX 250	79-80	STD		----	----	----	----	----	----	673057	673010 <sup>(4)</sup>
KLX 250D/250R	94-96	STD		----	673229	----	----	673236	----	----	673202 <sup>(4)</sup>

- accessories
- body
- handlebar & grips
- cables & levers**
- exhaust
- engine
- fuel & intake
- electrical & ignition
- clutch
- drive
- bearings
- brakes
- steering & suspension
- tires
- tools & shop

# CABLES & LEVERS

## MOTION PRO DIRT BIKE CABLES CONTINUED

- accessories
- body
- handlebar & grips
- cables & levers
- exhaust
- engine
- fuel & intake
- electrical & ignition
- clutch
- drive
- bearings
- brakes
- steering & suspension
- tires
- tools & shop

MODEL	YEAR	CABLE LENGTH	FOOT NOTE	THROTTLE	THROTTLE PULL	THROTTLE PUSH	CHOKE	CLUTCH CW	CLUTCH LW (TERMINATOR)	FRONT BRAKE	SPECIAL
<b>KAWASAKI CONTINUED</b>											
KLX 250T/250S	09-14	STD		----	141376	141377	----	141378	----	----	----
KLX 250T/250S	09-14	-1.5		----	143406	143407	----	----	----	----	----
KLX 250T/250S	09-14	3.0		----	----	----	----	682100	----	----	----
KX 250	78-79	STD		----	----	----	----	673130	----	----	----
KX 250	80-81	STD		673266	----	----	----	----	----	----	----
KX 250	82	STD		673037	----	----	----	----	----	----	----
KX 250	83	STD		----	----	----	----	673055	----	----	----
KX 250	84-86	STD		673083	----	----	----	673055	----	----	----
KX 250	87	STD		673083	----	----	----	673153	----	----	----
KX 250	88-89	STD		673162	----	----	----	673164	----	----	----
KX 250	90-91	STD		673162	----	----	----	673182	----	----	----
KX 250	92-98	STD		673189	----	----	----	673182	----	----	----
KX 250	99-04	STD		673189	----	----	----	673304	----	----	----
KX 250	05-07	STD		673357	----	----	----	673356	----	----	----
KX 250F	04	STD		673348*	----	----	----	673347	----	----	141385 <sup>(2)</sup>
KX 250F	05	STD		673358*	----	----	----	673359	----	----	141385 <sup>(2)</sup>
KX 250F	06-08	STD		673365*	----	----	----	673359	----	----	141385 <sup>(2)</sup>
KX 250F	09-10	STD		673365*	----	----	----	673394	----	----	141385 <sup>(2)</sup>
KX 250F	11-12	STD		143821*	----	----	----	143822	----	----	----
KX 250F	13-16	STD		144130*	----	----	----	143822	----	----	----
KX 250F	13-16	1.0		673430*	----	----	----	----	----	----	----
KLX 300A/300R	97-07	STD		----	673229	----	----	673236	----	----	673202 <sup>(4)</sup>
KDX 400	79-80	STD		----	----	----	----	673130	----	----	673123 <sup>(4)</sup>
KLX 400A/400SR	03	STD		674234*	----	----	----	----	674207	----	674133 <sup>(4)</sup>
KLX 400B/400R	03	STD		674196*	----	----	----	674207	----	----	674133 <sup>(4)</sup>
KDX 420	81	STD		673266	----	----	----	673130	----	----	673123 <sup>(4)</sup>
KX 420	80-81	STD		673266	----	----	----	673130	----	----	----
KDX 450	82	STD		673037	----	----	----	----	----	----	673123 <sup>(4)</sup>
KLX 450A/450R	08-09	STD		673365*	----	----	----	141368	----	----	141385 <sup>(2)</sup>
KLX 450AA/450R (AUSTRALIAN)	12-13	STD	123	673365*	----	----	----	141368	----	----	141385 <sup>(2)</sup>
KX 450F	06	STD		673365*	----	----	----	673367	----	----	141385 <sup>(2)</sup>
KX 450F	07	STD		673365*	----	----	----	673367	----	----	----
KX 450F	08	STD		673365*	----	----	----	673367	----	----	141385 <sup>(2)</sup>
KX 450F	09-11	STD		673396*	----	----	----	673400	----	----	----
KX 450F	12	STD		143821*	----	----	----	673400	----	----	----
KX 450F	13-15	STD		673430*	----	----	----	673400	----	----	----
KX 500	83	STD		673037	----	----	----	673055	----	----	----
KX 500	84-86	STD		673083	----	----	----	673055	----	----	----
KX 500	87	STD		673083	----	----	----	673153	----	----	----
KX 500	88-89	STD		673162	----	----	----	673164	----	----	----
KX 500	90-04	STD		673162	----	----	----	673182	----	----	----
KL 600A/KLR 600	84	STD		----	----	----	141294	141242	----	----	141202 <sup>(4)</sup>
KL 600B/KLR 600	85-86	STD		----	----	----	141294	141242	----	----	141202 <sup>(4)</sup>
KL 650A/KLR 650	87-07	STD		----	141306	141307	141294	141289	----	----	141202 <sup>(4)</sup>
KL 650E/KLR 650	08-10	STD		141374*	----	----	141375	141373	----	----	141184 <sup>(4)</sup>
KL 650E/KLR 650	11-15	STD		141374*	----	----	141375	141373	----	----	----
KLX 650A/650R	93-95	STD		----	673229	----	----	----	----	----	673202 <sup>(4)</sup>
KLX 650C/KLX 650R	93-96	STD		----	----	----	----	----	----	----	673202 <sup>(4)</sup>
KLX 650D/650R	96	STD		----	673229	----	----	----	----	----	673202 <sup>(4)</sup>
<b>KTM</b>											
50 JUNIOR ADVENTURE	01-03	STD		143478	----	----	----	----	----	----	----
50 JUNIOR ADVENTURE	01-03	3.0		143476	----	----	----	----	----	----	----
50 MINI ADVENTURE	04-07	STD		143478	----	----	----	----	----	----	----
50 MINI ADVENTURE	04-07	3.0		143476	----	----	----	----	----	----	----
50 PRO JUNIOR	98-00	STD		143475	----	----	----	----	----	----	----
50 PRO SENIOR	97-00	STD		143475	----	----	----	----	----	----	----
50 SENIOR ADVENTURE	01-07	STD		143476	----	----	----	----	----	----	----
50 SX	08-11	STD		143476	----	----	----	----	----	----	----
50 SX	12-15	STD		144349	----	----	----	----	----	----	----
50 SX JUNIOR	08	STD		143478	----	----	----	----	----	----	----
50 SX JUNIOR	08	3.0		143476	----	----	----	----	----	----	----
50 SX JUNIOR	09	STD		142491	----	----	----	----	----	----	----

## MOTION PRO DIRT BIKE CABLES CONTINUED

MODEL	YEAR	CABLE LENGTH	FOOT NOTE	THROTTLE	THROTTLE PULL	THROTTLE PUSH	CHOKE	CLUTCH CW	CLUTCH LW (TERMINATOR)	FRONT BRAKE	SPECIAL
<b>KTM CONTINUED</b>											
50 SX MINI	08	STD		143478	----	----	----	----	----	----	----
50 SX MINI	08	3.0		143476	----	----	----	----	----	----	----
50 SX MINI	09-11	STD		142491	----	----	----	----	----	----	----
50 SX MINI	12-15	STD		144350	----	----	----	----	----	----	----
50 SX PRO JUNIOR LC	01-07	STD		143478	----	----	----	----	----	----	----
50 SX PRO JUNIOR LC	01-07	3.0		143476	----	----	----	----	----	----	----
50 SX PRO SENIOR LC	01-07	STD		143476	----	----	----	----	----	----	----
65 SX	98-01	STD		143479	----	----	----	143477	----	----	----
65 SX	02-08	STD		670099	----	----	----	----	----	----	----
65 SX	09-15	STD		143474	----	----	----	----	----	----	----
65 XC	09	STD		143474	----	----	----	----	----	----	----
85 SX	04-10	4.0	130	672247	----	----	----	----	----	----	----
85 SX	04-12	STD		670056	----	----	----	----	----	----	----
85 SX	13-15	STD		144185	----	----	----	----	----	----	----
85 XC	08	STD		670056	----	----	----	----	----	----	----
105 SX	04	STD		670056	----	----	----	----	----	----	----
105 SX	04	4.0	130	672247	----	----	----	----	----	----	----
105 SX	06-11	STD		670056	----	----	----	----	----	----	----
105 SX	06-11	4.0	130	672247	----	----	----	----	----	----	----
105 XC	08-09	STD		670056	----	----	----	----	----	----	----
125 ENDURO	89	STD		----	----	----	----	----	----	----	670033 <sup>(4)</sup>
125 EXC	90-93	STD		----	----	----	----	----	----	----	670033 <sup>(4)</sup>
125 EXC	94	STD		----	----	----	----	----	670039	----	670033 <sup>(4)</sup>
125 EXC	95-96	STD		----	----	----	----	----	670039	----	----
125 EXC	97	STD		----	----	----	----	----	670039	----	675015 <sup>(4)</sup>
125 EXC	98-01	STD		670056	----	----	----	----	----	----	670104 <sup>(4)</sup>
125 EXC	98-03	4.0	130	672247	----	----	----	----	----	----	----
125 EXC	02	STD		670056	----	----	----	----	----	----	675015 <sup>(4)</sup>
125 EXC	03-04	STD		670056	----	----	----	----	----	----	670103 <sup>(4)</sup>
125 EXC	05	STD		670056	----	----	----	----	----	----	142464 <sup>(4)</sup>
125 EXC	05	4.0	130	672247	----	----	----	----	----	----	----
125 SX	94-97	STD		----	----	----	----	----	670039	----	----
125 SX	98-08	STD		670056	----	----	----	----	----	----	----
125 SX	98-08	4.0	130	672247	----	----	----	----	----	----	----
125 SX	11-12	STD		670056	----	----	----	----	----	----	----
125 SX	11-14	4.0	130	672247	----	----	----	----	----	----	----
125 SX	13-15	STD		144185	----	----	----	----	----	----	----
144 SX	07-08	STD		670056	----	----	----	----	----	----	----
144 SX	07-08	4.0	130	672247	----	----	----	----	----	----	----
150 SX	09-12	STD		670056	----	----	----	----	----	----	----
150 SX	09-13	4.0	130	672247	----	----	----	----	----	----	----
150 SX	13-14	STD		144185	----	----	----	----	----	----	----
150 XC	10-12	STD		670056	----	----	----	----	----	----	----
150 XC	10-13	4.0	130	672247	----	----	----	----	----	----	----
150 XC	13-14	STD		144185	----	----	----	----	----	----	----
200 EXC	98-02	STD		670056	----	----	----	----	----	----	670104 <sup>(4)</sup>
200 EXC	98-05	4.0	130	672247	----	----	----	----	----	----	----
200 EXC	03-04	STD		670056	----	----	----	----	----	----	670103 <sup>(4)</sup>
200 EXC	05	STD		670056	----	----	----	----	----	----	142464 <sup>(4)</sup>
200 MXC	98-02	STD		670056	----	----	----	----	----	----	670104 <sup>(4)</sup>
200 MXC	98-03	4.0	130	672247	----	----	----	----	----	----	----
200 MXC	03	STD		670056	----	----	----	----	----	----	----
200 SX	03-04	STD		670056	----	----	----	----	----	----	----
200 SX	03-04	4.0	130	672247	----	----	----	----	----	----	----
200 XC	06-09	STD		670056	----	----	----	----	----	----	----
200 XC	06-09	4.0	130	672247	----	----	----	----	----	----	----
200 XCW	06-09	4.0	130	672247	----	----	----	----	----	----	----
200 XCW	06-12	STD		670056	----	----	----	----	----	----	142464 <sup>(4)</sup>
200 XCW	12-13	4.0	130	672247	----	----	----	----	----	----	----
200 XCW	13-16	STD		144185	----	----	----	----	----	----	142464 <sup>(4)</sup>
250 DXC	90	STD		670012	----	----	----	----	670015	----	----
250 DXC	91	STD		670012	----	----	----	----	670015	----	670033 <sup>(4)</sup>
250 ENDURO	89	STD		670012	----	----	----	----	----	----	670033 <sup>(4)</sup>
250 EXC	91-93	STD		670012	----	----	----	----	670015	----	670033 <sup>(4)</sup>

- accessories
- body
- handlebar & grips
- cables & levers**
- exhaust
- engine
- fuel & intake
- electrical & ignition
- clutch
- drive
- bearings
- brakes
- steering & suspension
- tires
- tools & shop

## MOTION PRO DIRT BIKE CABLES CONTINUED

MODEL	YEAR	CABLE LENGTH	FOOT NOTE	THROTTLE	THROTTLE PULL	THROTTLE PUSH	CHOKE	CLUTCH CW	CLUTCH LW (TERMINATOR)	FRONT BRAKE	SPECIAL
<b>KTM CONTINUED</b>											
250 EXC	94	STD		670012	----	----	----	----	670037	----	670033 <sup>(4)</sup>
250 EXC	95-96	STD		670012	----	----	----	----	670037	----	675015 <sup>(4)</sup>
250 EXC	97	STD		----	----	----	----	----	670037	----	670104 <sup>(4)</sup>
250 EXC	97-05	4.0	130	672247	----	----	----	----	----	----	----
250 EXC	98	STD		670056	----	----	----	----	670037	----	670104 <sup>(4)</sup>
250 EXC	99-02	STD		670056	----	----	----	----	----	----	670104 <sup>(4)</sup>
250 EXC	03-04	STD		670056	----	----	----	----	----	----	670103 <sup>(4)</sup>
250 EXC	05	STD		670056	----	----	----	----	----	----	142464 <sup>(4)</sup>
250 EXCG	02	STD		670117*	----	----	----	----	----	----	143480 <sup>(1)</sup> 670104 <sup>(4)</sup>
250 EXCG	02-05	3.0		142472*	----	----	----	----	----	----	----
250 EXCG	03-04	STD		670117*	----	----	----	----	----	----	143480 <sup>(1)</sup> 670103 <sup>(4)</sup>
250 EXCG	05	STD		670117*	----	----	----	----	----	----	143480 <sup>(1)</sup> 142464 <sup>(4)</sup>
250 FR	14	STD		144185	----	----	----	----	----	----	----
250 MX	89	STD		670012	----	----	----	----	----	----	670033 <sup>(4)</sup>
250 MX	90-92	STD		670012	----	----	----	----	670015	----	670033 <sup>(4)</sup>
250 MXC	98	STD		----	----	----	----	----	670037	----	----
250 SX	93	STD		670012	----	----	----	----	670015	----	----
250 SX	94	STD		670012	----	----	----	----	670037	----	670033 <sup>(4)</sup>
250 SX	96	3.0		675194	----	----	----	----	----	----	----
250 SX	96-97	STD		----	----	----	----	----	670037	----	----
250 SX	97-09	4.0	130	672247	----	----	----	----	----	----	----
250 SX	98	STD		670056	----	----	----	----	670037	----	----
250 SX	99-12	STD		670056	----	----	----	----	----	----	----
250 SX	12-13	4.0	130	672247	----	----	----	----	----	----	----
250 SX	13-14	STD		144185	----	----	----	----	----	----	----
250 SXF	05-12	STD		142467*	----	----	----	----	----	----	----
250 SXF	05-15	3.0		142478*	----	----	----	----	----	----	----
250 SXF	13-15	STD		673151*	----	----	----	----	----	----	----
250 TVC	92	STD		670012	----	----	----	----	670015	----	670033 <sup>(4)</sup>
250 XC 2T E-START	06-12	STD		670056	----	----	----	----	----	----	----
250 XC 2T E-START	06-13	4.0	130	672247	----	----	----	----	----	----	----
250 XC 2T E-START	13-15	STD		144185	----	----	----	----	----	----	----
250 XCF	07-09	STD		142467*	----	----	----	----	----	----	----
250 XCF	07-09	3.0		142478*	----	----	----	----	----	----	----
250 XCF	11-12	STD		142467*	----	----	----	----	----	----	----
250 XCF	11-15	3.0		142478*	----	----	----	----	----	----	----
250 XCF	13-15	STD		673151*	----	----	----	----	----	----	----
250 XCFW	07-09	STD		142467*	----	----	----	----	----	----	142464 <sup>(4)</sup>
250 XCFW	07-09	3.0		142478*	----	----	----	----	----	----	----
250 XCFW	12	STD		142467*	----	----	----	----	----	----	142464 <sup>(4)</sup>
250 XCFW	12-15	3.0		142478*	----	----	----	----	----	----	----
250 XCFW	13-15	STD		673151*	----	----	----	----	----	----	142464 <sup>(4)</sup>
250 XCFW CHAMPIONS EDITION	10	STD		142467*	----	----	----	----	----	----	142464 <sup>(4)</sup>
250 XCFW CHAMPIONS EDITION	10	3.0		142478*	----	----	----	----	----	----	----
250 XCFW SIX DAYS	11	STD		142467*	----	----	----	----	----	----	142464 <sup>(4)</sup>
250 XCFW SIX DAYS	11	3.0		142478*	----	----	----	----	----	----	----
250 XCW	06-11	STD		670056	----	----	----	----	----	----	142464 <sup>(4)</sup>
250 XCW	06-13	4.0	130	672247	----	----	----	----	----	----	----
250 XCW	12	STD		----	----	----	----	----	----	----	142464 <sup>(4)</sup>
250 XCW	13-14	STD		144185	----	----	----	----	----	----	142464 <sup>(4)</sup>
250 XCW	15	STD		----	----	----	----	----	----	----	142464 <sup>(4)</sup>
300 DXC	90-92	STD		670012	----	----	----	----	670015	----	----
300 EXC	90-93	STD		670012	----	----	----	----	670015	----	670033 <sup>(4)</sup>
300 EXC	94	STD		670012	----	----	----	----	670037	----	670033 <sup>(4)</sup>
300 EXC	95-96	STD		670012	----	----	----	----	670037	----	675015 <sup>(4)</sup>
300 EXC	97	STD		----	----	----	----	----	670037	----	675015 <sup>(4)</sup>
300 EXC	98	STD		670056	----	----	----	----	670037	----	670104 <sup>(4)</sup>
300 EXC	98-05	4.0	130	672247	----	----	----	----	----	----	----
300 EXC	99-02	STD		670056	----	----	----	----	----	----	670104 <sup>(4)</sup>

## MOTION PRO DIRT BIKE CABLES CONTINUED

MODEL	YEAR	CABLE LENGTH	FOOT NOTE	THROTTLE	THROTTLE PULL	THROTTLE PUSH	CHOKE	CLUTCH CW	CLUTCH LW (TERMINATOR)	FRONT BRAKE	SPECIAL
<b>KTM CONTINUED</b>											
300 EXC	03-04	STD		670056	----	----	----	----	----	----	670103 <sup>(4)</sup>
300 EXC	05	STD		670056	----	----	----	----	----	----	142464 <sup>(4)</sup>
300 MX	90-92	STD		670012	----	----	----	----	670015	----	----
300 MXC	94	STD		670012	----	----	----	----	670037	----	----
300 MXC	95-96	STD		----	----	----	----	----	670037	----	----
300 MXC	95-96	3.0		675194	----	----	----	----	----	----	----
300 MXC	97	STD		----	----	----	----	----	670037	----	675015 <sup>(4)</sup>
300 MXC	97-05	4.0	130	672247	----	----	----	----	----	----	----
300 MXC	98	STD		670056	----	----	----	----	670037	----	670104 <sup>(4)</sup>
300 MXC	99-02	STD		670056	----	----	----	----	----	----	670104 <sup>(4)</sup>
300 MXC	03-04	STD		670056	----	----	----	----	----	----	670103 <sup>(4)</sup>
300 MXC	05	STD		670056	----	----	----	----	----	----	----
300 SX	94	STD		670012	----	----	----	----	670037	----	----
300 SX	95-96	STD		----	----	----	----	----	670037	----	----
300 SX	95-96	3.0		675194	----	----	----	----	----	----	----
300 XC	06-10	4.0	130	672247	----	----	----	----	----	----	----
300 XC	06-12	STD		670056	----	----	----	----	----	----	----
300 XC	12-13	4.0	130	672247	----	----	----	----	----	----	----
300 XC	13-14	STD		144185	----	----	----	----	----	----	----
300 XCW	06-12	STD		670056	----	----	----	----	----	----	142464 <sup>(4)</sup>
300 XCW	06-13	4.0	130	672247	----	----	----	----	----	----	----
300 XCW	13-15	STD		144185	----	----	----	----	----	----	142464 <sup>(4)</sup>
300 XCW SIX DAYS	14-15	STD		144185	----	----	----	----	----	----	142464 <sup>(4)</sup>
350 ENDURO	87	STD		----	----	----	----	----	670014	----	----
350 ENDURO	88-89	STD		----	----	----	----	----	670014	----	670033 <sup>(4)</sup>
350 EXC	90	STD		----	----	----	----	----	670014	----	670033 <sup>(4)</sup>
350 EXC	94	STD		----	----	----	----	----	670039	----	----
350 EXCF	12	STD		142467*	----	----	----	----	----	----	142464 <sup>(4)</sup>
350 EXCF	12-15	3.0		142478*	----	----	----	----	----	----	----
350 EXCF	13-15	STD		673151*	----	----	----	----	----	----	142464 <sup>(4)</sup>
350 SXF FI	11-12	STD		142467*	----	----	----	----	----	----	----
350 SXF FI	11-15	3.0		142478*	----	----	----	----	----	----	----
350 SXF FI	13-15	STD		673151*	----	----	----	----	----	----	----
350 XCF	11-12	STD		142467*	----	----	----	----	----	----	----
350 XCF	11-15	3.0		142478*	----	----	----	----	----	----	----
350 XCF	13-15	STD		673151*	----	----	----	----	----	----	----
350 XCFW	12	STD		142467*	----	----	----	----	----	----	142464 <sup>(4)</sup>
350 XCFW	12-16	3.0		142478*	----	----	----	----	----	----	----
350 XCFW	13-16	STD		673151*	----	----	----	----	----	----	142464 <sup>(4)</sup>
350 XCFW SIX DAYS	15	STD		673151*	----	----	----	----	----	----	142464 <sup>(4)</sup>
350 XCFW SIX DAYS	15	3.0		142478*	----	----	----	----	----	----	----
360 EXC	96	STD		670012	----	----	----	----	670037	----	675015 <sup>(4)</sup>
360 EXC	97	STD		----	----	----	----	----	670037	----	675015 <sup>(4)</sup>
360 EXC	97	4.0	130	672247	----	----	----	----	----	----	----
360 MXC	96	3.0		675194	----	----	----	----	----	----	----
360 MXC	96-97	STD		----	----	----	----	----	670037	----	----
360 MXC	97	4.0	130	672247	----	----	----	----	----	----	----
360 SX	96	3.0		675194	----	----	----	----	----	----	----
360 SX	96-97	STD		----	----	----	----	----	670037	----	----
360 SX	97	4.0	130	672247	----	----	----	----	----	----	----
380 EXC	98	STD		670056	----	----	----	----	670037	----	675015 <sup>(4)</sup>
380 EXC	98-02	4.0	130	672247	----	----	----	----	----	----	----
380 EXC	99-02	STD		670056	----	----	----	----	----	----	670104 <sup>(4)</sup>
380 MXC	98	STD		670056	----	----	----	----	670037	----	----
380 MXC	98-01	4.0	130	672247	----	----	----	----	----	----	----
380 MXC	9-01	STD		670056	----	----	----	----	----	----	670104 <sup>(4)</sup>
380 SX	98	STD		670056	----	----	----	----	670037	----	----
380 SX	98-02	4.0	130	672247	----	----	----	----	----	----	----
380 SX	99-02	STD		670056	----	----	----	----	----	----	670104 <sup>(4)</sup>
400 EXC	93	STD		----	----	----	----	----	----	----	670033 <sup>(4)</sup>
400 EXC	94-95	STD		----	----	----	----	----	670039	----	670033 <sup>(4)</sup>
400 EXC	97	STD		----	----	----	----	----	670039	----	675015 <sup>(4)</sup>
400 EXC	00-02	STD		142471*	----	----	----	----	----	----	143480 <sup>(1)</sup> 670104 <sup>(4)</sup>

- accessories
- body
- handlebar & grips
- cables & levers**
- exhaust
- engine
- fuel & intake
- electrical & ignition
- clutch
- drive
- bearings
- brakes
- steering & suspension
- tires
- tools & shop

## MOTION PRO DIRT BIKE CABLES CONTINUED

- accessories
- body
- handlebar & grips
- cables & levers**
- exhaust
- engine
- fuel & intake
- electrical & ignition
- clutch
- drive
- bearings
- brakes
- steering & suspension
- tires
- tools & shop

MODEL	YEAR	CABLE LENGTH	FOOT NOTE	THROTTLE	THROTTLE PULL	THROTTLE PUSH	CHOKE	CLUTCH CW	CLUTCH LW (TERMINATOR)	FRONT BRAKE	SPECIAL
<b>KTM CONTINUED</b>											
400 EXC	00-02	3.0		142470*	----	----	----	----	----	----	----
400 EXC RACING	03	STD		----	----	----	----	----	----	----	143480 <sup>(1)</sup>
400 EXC RACING	04	STD		670117*	----	----	----	----	----	----	143480 <sup>(1)</sup> 670103 <sup>(4)</sup>
400 EXC RACING	04-06	3.0		142472*	----	----	----	----	----	----	----
400 EXC RACING	05	STD		670117*	----	----	----	----	----	----	143480 <sup>(1)</sup> 142464 <sup>(4)</sup>
400 EXC RACING	06	STD		670117*	----	----	----	----	----	----	142464 <sup>(4)</sup>
400 MXC	99	STD		----	----	----	----	----	142441	----	670104 <sup>(4)</sup>
400 MXC	00-02	STD		142471*	----	----	----	----	----	----	143480 <sup>(1)</sup> 670104 <sup>(4)</sup>
400 MXC	00-02	3.0		142470*	----	----	----	----	----	----	----
400 RXC	95	STD		----	----	----	----	----	----	----	670033 <sup>(4)</sup>
400 RXC	96	STD		----	----	----	----	----	670039	----	675015 <sup>(4)</sup>
400 RXC	97	STD		----	----	----	----	----	670039	----	670033 <sup>(4)</sup>
400 SC	96	STD		----	----	----	----	----	670039	----	675015 <sup>(4)</sup>
400 SX	00-02	STD		142471*	----	----	----	----	----	----	143480 <sup>(1)</sup> 675015 <sup>(4)</sup>
400 SX	00-02	3.0		142470*	----	----	----	----	----	----	----
400 SXC	98-99	STD		----	----	----	----	----	142441	----	----
400 XCW	07	STD		670117*	----	----	----	----	----	----	142464 <sup>(4)</sup>
400 XCW	07	3.0		142472*	----	----	----	----	----	----	----
400 XCW	09-10	STD		142467*	----	----	----	----	----	----	142464 <sup>(4)</sup>
400 XCW	09-10	3.0		142478*	----	----	----	----	----	----	----
440 EXC	94-95	STD		670012	----	----	----	----	----	----	675015 <sup>(4)</sup>
440 MXC	94-95	STD		670012	----	----	----	----	----	----	675015 <sup>(4)</sup>
450 EXC RACING	03-04	STD		670117*	----	----	----	----	----	----	143480 <sup>(1)</sup> 670103 <sup>(4)</sup>
450 EXC RACING	03-06	3.0		142472*	----	----	----	----	----	----	----
450 EXC RACING	05	STD		670117*	----	----	----	----	----	----	143480 <sup>(1)</sup> 142464 <sup>(4)</sup>
450 EXC RACING	06	STD		670117*	----	----	----	----	----	----	142464 <sup>(4)</sup>
450 EXC RACING	07	STD		670117*	----	----	----	----	----	----	142464 <sup>(4)</sup>
450 EXC RACING	07	3.0		142472*	----	----	----	----	----	----	----
450 EXC RACING	08-10	3.0		142478*	----	----	----	----	----	----	----
450 EXC RACING	08-11	STD		142467*	----	----	----	----	----	----	142464 <sup>(4)</sup>
450 MXCG	03-05	STD		670117*	----	----	----	----	----	----	670103 <sup>(4)</sup>
450 MXCG	03-05	3.0		142472*	----	----	----	----	----	----	----
450 SMC	04	STD		670117*	----	----	----	----	----	----	143480 <sup>(1)</sup>
450 SMC	04	3.0		142472*	----	----	----	----	----	----	----
450 SXF	03-05	STD	049	----	----	----	----	----	----	----	670103 <sup>(4)</sup>
450 SXF	03-06	STD		670117*	----	----	----	----	----	----	----
450 SXF	03-06	3.0		142472*	----	----	----	----	----	----	----
450 SXF	07-12	STD		142467*	----	----	----	----	----	----	----
450 SXF	07-15	3.0		142478*	----	----	----	----	----	----	----
450 SXF	13-15	STD		673151*	----	----	----	----	----	----	----
450 SXF FI FACTORY EDITION	12-14	STD		673151*	----	----	----	----	----	----	----
450 SXF FI FACTORY EDITION	12-14	3.0		142478*	----	----	----	----	----	----	----
450 XCF	06-07	STD		670117*	----	----	----	----	----	----	----
450 XCF	06-07	3.0		142472*	----	----	----	----	----	----	----
450 XCF	08-09	STD		142467*	----	----	----	----	----	----	----
450 XCF	08-09	3.0		142478*	----	----	----	----	----	----	----
450 XCF	13-15	STD		673151*	----	----	----	----	----	----	----
450 XCF	13-15	3.0		142478*	----	----	----	----	----	----	----
450 XCFW CHAMPIONS EDITION	10	STD		142467*	----	----	----	----	----	----	142464 <sup>(4)</sup>
450 XCFW CHAMPIONS EDITION	10	3.0		142478*	----	----	----	----	----	----	----
450 XCRW	08	STD		142467*	----	----	----	----	----	----	142464 <sup>(4)</sup>
450 XCRW	08	3.0		142478*	----	----	----	----	----	----	----
450 XCW	07	STD		670117*	----	----	----	----	----	----	142464 <sup>(4)</sup>
450 XCW	07	3.0		142472*	----	----	----	----	----	----	----
450 XCW	09	STD		142467*	----	----	----	----	----	----	142464 <sup>(4)</sup>
450 XCW	09	3.0		142478*	----	----	----	----	----	----	----

## MOTION PRO DIRT BIKE CABLES CONTINUED

MODEL	YEAR	CABLE LENGTH	FOOT NOTE	THROTTLE	THROTTLE PULL	THROTTLE PUSH	CHOKE	CLUTCH CW	CLUTCH LW (TERMINATOR)	FRONT BRAKE	SPECIAL
<b>KTM CONTINUED</b>											
450 XCW	12	STD		142467*	----	----	----	----	----	----	142464 <sup>(4)</sup>
450 XCW	12-15	3.0		142478*	----	----	----	----	----	----	----
450 XCW	13-15	STD		673151*	----	----	----	----	----	----	142464 <sup>(4)</sup>
450 XCW SIX DAYS	10-11	STD		142467*	----	----	----	----	----	----	142464 <sup>(4)</sup>
450 XCW SIX DAYS	10-11	3.0		142478*	----	----	----	----	----	----	----
500 EXC	12	STD		142467*	----	----	----	----	----	----	142464 <sup>(4)</sup>
500 EXC	12-15	3.0		142478*	----	----	----	----	----	----	----
500 EXC	13-15	STD		673151*	----	----	----	----	----	----	142464 <sup>(4)</sup>
500 MX	85-91	STD		----	----	----	----	----	----	----	----
500 MX	92	STD		670012	----	----	----	----	670014	----	----
500 MX EU	93	STD		670012	----	----	----	----	670014	----	----
500 XCW	12	STD		142467*	----	----	----	----	----	----	142464 <sup>(4)</sup>
500 XCW	12-15	3.0		142478*	----	----	----	----	----	----	----
500 XCW	13-15	STD		673151*	----	----	----	----	----	----	142464 <sup>(4)</sup>
505 SXF	08	STD		142467*	----	----	----	----	----	----	----
505 SXF	08	3.0		142478*	----	----	----	----	----	----	----
505 XCF	08-09	STD		142467*	----	----	----	----	----	----	----
505 XCF	08-09	3.0		142478*	----	----	----	----	----	----	----
520 EXC	00-02	STD		142471*	----	----	----	----	----	----	143480 <sup>(1)</sup> 670104 <sup>(4)</sup>
520 EXC	00-02	3.0		142470*	----	----	----	----	----	----	----
520 MXC	00-02	STD		142471*	----	----	----	----	----	----	143480 <sup>(1)</sup> 670104 <sup>(4)</sup>
520 MXC	00-02	3.0		142470*	----	----	----	----	----	----	----
520 SX	00-02	STD		142471*	----	----	----	----	----	----	143480 <sup>(1)</sup>
520 SX	0-02	3.0		142470*	----	----	----	----	----	----	----
525 EXC RACING	03-04	STD		670117*	----	----	----	----	----	----	143480 <sup>(1)</sup> 670103 <sup>(4)</sup>
525 EXC RACING	03-07	3.0		142472*	----	----	----	----	----	----	----
525 EXC RACING	05	STD		670117*	----	----	----	----	----	----	143480 <sup>(1)</sup> 142464 <sup>(4)</sup>
525 EXC RACING	06-07	STD		670117*	----	----	----	----	----	----	142464 <sup>(4)</sup>
525 MXCG	03-05	STD		670117*	----	----	----	----	----	----	143480 <sup>(1)</sup> 670103 <sup>(4)</sup>
525 MXCG	03-05	3.0		142472*	----	----	----	----	----	----	----
525 SX	03-06	STD		670117*	----	----	----	----	----	----	143480 <sup>(1)</sup>
525 SX	03-06	3.0		142472*	----	----	----	----	----	----	----
525 XC	07	STD		670117*	----	----	----	----	----	----	----
525 XC	07	3.0		142472*	----	----	----	----	----	----	----
525 XCG	06	STD		670117*	----	----	----	----	----	----	142464 <sup>(4)</sup>
525 XCG	06	3.0		142472*	----	----	----	----	----	----	----
525 XCW	07	STD		670117*	----	----	----	----	----	----	142464 <sup>(4)</sup>
525 XCW	07	3.0		142472*	----	----	----	----	----	----	----
530 EXC	09-11	STD		142467*	----	----	----	----	----	----	142464 <sup>(4)</sup>
530 EXC	09-11	3.0		142478*	----	----	----	----	----	----	----
530 EXC CHAMPIONS EDITION	10	STD		142467*	----	----	----	----	----	----	142464 <sup>(4)</sup>
530 EXC CHAMPIONS EDITION	10	3.0		142478*	----	----	----	----	----	----	----
530 EXC RACING	08	STD		142467*	----	----	----	----	----	----	142464 <sup>(4)</sup>
530 EXC RACING	08	3.0		142478*	----	----	----	----	----	----	----
530 XCRW	08	STD		142467*	----	----	----	----	----	----	142464 <sup>(4)</sup>
530 XCRW	08	3.0		142478*	----	----	----	----	----	----	----
530 XCW	09	STD		142467*	----	----	----	----	----	----	----
530 XCW	09	3.0		142478*	----	----	----	----	----	----	----
530 XCW SIX DAYS	10-11	STD		142467*	----	----	----	----	----	----	142464 <sup>(4)</sup>
530 XCW SIX DAYS	10-11	3.0		142478*	----	----	----	----	----	----	----
540 DXC	90-91	STD		----	----	----	----	----	670014	----	----
550 DXC	92	STD		----	----	----	----	----	670014	----	----
550 MXC	93	STD		----	----	----	----	----	670014	----	----
560 SMR SUPER MOTO	06	3.0		142472*	----	----	----	----	----	----	----
600 LC4 DXC	92	STD		----	----	----	----	----	----	----	----
600 LC4 ENDURO	88-89	STD		----	----	----	----	----	----	----	670033 <sup>(4)</sup>
600 LC4 EXC	90-91	STD		----	----	----	----	----	----	----	670033 <sup>(4)</sup>

- accessories
- body
- handlebar & grips
- cables & levers**
- exhaust
- engine
- fuel & intake
- electrical & ignition
- clutch
- drive
- bearings
- brakes
- steering & suspension
- tires
- tools & shop

## MOTION PRO DIRT BIKE CABLES CONTINUED

MODEL	YEAR	CABLE LENGTH	FOOT NOTE	THROTTLE	THROTTLE PULL	THROTTLE PUSH	CHOKE	CLUTCH CW	CLUTCH LW (TERMINATOR)	FRONT BRAKE	SPECIAL
<b>KTM CONTINUED</b>											
600 LC4 EXC	92-93	STD		----	----	----	----	----	----	----	670033 <sup>(4)</sup>
620 EXC	94	STD		----	----	----	----	----	670039	----	670033 <sup>(4)</sup>
620 EXC	97	STD		----	----	----	----	----	670039	----	675015 <sup>(4)</sup>
620 RXC	95	STD		----	----	----	----	----	670039	----	670033 <sup>(4)</sup>
620 RXC	96	STD		----	----	----	----	----	670039	----	675015 <sup>(4)</sup>
620 RXC	97	STD		----	----	----	----	----	670039	----	----
620 SC	96	STD		----	----	----	----	----	670039	----	675015 <sup>(4)</sup>
620 SX	96-97	STD		----	----	----	----	----	670039	----	----
620 SX	98	STD		----	----	----	----	----	670039	----	----
625 SXC	03-04	3.0	015	142472*	----	----	----	----	----	----	----
625 SXC	04	STD		----	----	----	----	----	----	----	670103 <sup>(4)</sup>
640 LC4 ADVENTURE	98-02	STD		----	----	----	----	----	142441	----	----
640 LC4E	02	STD		----	----	----	----	----	142441	----	----
640 RXC	99-00	STD		----	----	----	----	----	142441	----	----
660 RFR (RALLY FACTORY REPLICA)	07	STD		670117*	----	----	----	----	----	----	142464 <sup>(4)</sup>
660 RFR (RALLY FACTORY REPLICA)	07	3.0		142472*	----	----	----	----	----	----	----
690 ENDURO	08-13	STD		141147*	----	----	----	----	----	----	----
690 RFR (RALLY FACTORY REPLICA)	08-09	STD		670117*	----	----	----	----	----	----	142464 <sup>(4)</sup>
690 RFR (RALLY FACTORY REPLICA)	08-09	3.0		142472*	----	----	----	----	----	----	----
<b>SUZUKI</b>											
JR 50	78-83	STD		674165	----	----	----	----	----	674166	----
JR 50	84	STD		674165	----	----	----	----	----	----	----
JR 50	85-06	STD		674165	----	----	----	----	----	674166	----
RM 60	03	STD		673211	----	----	----	673324	----	673205	----
RM 65	03-05	STD		673211	----	----	----	673332	----	----	----
DS 80	85-00	STD		674141	----	----	----	674142	----	674168	----
JR 80	01-04	STD		----	----	----	----	143437	----	----	----
RM 80	77-81	STD		----	----	----	----	674078	----	----	----
RM 80	84-88	STD		674105	----	----	----	----	----	----	----
RM 80	89	STD		674105	----	----	----	674116	----	----	----
RM 80	90-01	STD		674115	----	----	----	674116	----	----	----
RM 85	02-10	STD		674115	----	----	----	674116	----	----	----
RM 85	12	STD		674115	----	----	----	674116	----	----	----
RM 85	15	STD		674115	----	----	----	674116	----	----	----
RM 85L	06	STD		674115	----	----	----	674116	----	----	----
RM 85L	07	STD		674115	----	----	----	----	----	----	----
RV 90 ROVER	75-77	STD		----	----	----	----	141441	----	----	----
DS 100	78-81	STD		----	----	----	----	674078	----	----	----
RM 100	77-78	STD		674064	----	----	----	674078	----	----	----
RM 100	79-80	STD		674024	----	----	----	674078	----	----	----
RM 100	81	STD		----	----	----	----	674078	----	----	----
RM 100	03	STD		673186	----	----	----	673187	141276	----	----
TS 100 HONCHO	78-81	STD		----	----	----	----	674078	----	----	----
DRZ 110	03-05	STD		141360	----	----	----	----	----	141361	----
DRZ 110	03-05	4.0		141357	----	----	----	----	----	673205	----
DR 125SE	94-96	STD		----	----	----	----	141588	----	----	----
DRZ 125	03-09	STD		141584	----	----	----	141585	----	----	----
DRZ 125	10	STD		141584	----	----	----	----	----	----	----
DRZ 125	12-13	STD		141584	----	----	----	141585	----	----	----
DRZ 125 (CANADIAN MODEL)	10	STD		----	----	----	----	141585	----	----	----
DRZ 125L	03-09	STD		141584	----	----	----	141585	----	----	----
DRZ 125L	12-13	STD		141584	----	----	----	141585	----	----	----
DRZ 125 (CANADIAN MODEL)	10	STD		141584	----	----	----	141585	----	----	----
DS 125	78-81	STD		----	----	----	----	674078	----	----	----
RM 125	76	STD		674064	----	----	----	674078	----	----	----
RM 125	77-78	STD		674064	----	----	----	674078	----	----	----
RM 125	79-80	STD		674024	----	----	----	674078	----	674077	----
RM 125	81	STD		674024	----	----	----	674055	----	----	----
RM 125	82	STD		674032	----	----	----	674055	----	----	----



## MOTION PRO DIRT BIKE CABLES CONTINUED

MODEL	YEAR	CABLE LENGTH	FOOT NOTE	THROTTLE	THROTTLE PULL	THROTTLE PUSH	CHOKE	CLUTCH CW	CLUTCH LW (TERMINATOR)	FRONT BRAKE	SPECIAL
<b>SUZUKI CONTINUED</b>											
RM 125	83	STD		674032	----	----	----	674055	----	674038	----
RM 125	84	STD		674032	----	----	----	674060	----	674056	----
RM 125	85	STD		674032	----	----	----	674060	----	----	----
RM 125	86-87	STD		674032	----	----	----	674091	----	----	----
RM 125	88	STD		674052	----	----	----	674091	----	----	----
RM 125	89-90	STD		674114	----	----	----	674091	----	----	----
RM 125	91-93	STD		674114	----	----	----	674134	----	----	----
RM 125	94	STD		----	----	----	----	674138	----	----	----
RM 125	95-97	STD		674155	----	----	----	674138	----	----	----
RM 125	98	STD		674155	----	----	----	672131	140970	----	----
RM 125	9-00	STD		674193	----	----	----	672131	140970	----	----
RM 125	01-03	STD		674208	----	----	----	674210	----	----	----
RM 125	04-07	STD		674208	----	----	----	674244	----	----	----
RM 125	08	STD	075	674208	----	----	----	674244	----	----	----
RV 125 TRACKER	72-77	STD		141450	----	----	----	141441	----	----	----
TC 125	72-75	STD		141450	----	----	----	141441	----	----	----
TC 125	76-77	STD		----	----	----	----	141441	----	----	----
TS 125 DUSTER	71-75	STD		141450	----	----	----	141441	----	----	----
TS 125 DUSTER	76-77	STD		141450	----	----	----	----	----	----	----
TS 125 DUSTER	78-81	STD		141450	----	----	----	674078	----	----	----
PE 175	78	STD		674064	----	----	----	----	----	----	----
RS 175	80	STD		674024	----	----	----	674078	----	674077	----
RS 175	81-82	STD		674024	----	----	----	674078	----	----	----
DS 185	78-80	STD		----	----	----	----	674078	----	----	----
TS 185 SIERRA	71-76	STD		141450	----	----	----	----	----	----	----
TS 185 SIERRA	77-81	STD		----	----	----	----	674078	----	----	----
DR 200SE	96-09	STD		----	----	----	----	141588	----	----	----
DR 200SE	13	STD		----	----	----	----	141588	----	----	----
SP 200	86-88	STD		----	----	----	----	----	----	----	674120 <sup>(4)</sup>
DR 250	90-93	STD		674130*	----	----	----	674128	141476	----	674187 <sup>(1)</sup> 674120 <sup>(4)</sup>
DR 250S	90-91	STD		----	----	----	----	674128	141476	----	674187 <sup>(1)</sup> 674143 <sup>(4)</sup>
DR 250S	92	STD		674131*	----	----	----	674128	141476	----	674187 <sup>(1)</sup> 674143 <sup>(4)</sup>
DR 250SE	93	STD		674144*	----	----	----	674128	141476	----	674143 <sup>(4)</sup>
DR 250SE	94-95	STD		674144*	----	----	----	674058	----	----	674143 <sup>(4)</sup>
DRZ 250	01-07	STD		----	----	----	----	141571	----	----	----
DRZ 250	01-07	STD	023	141569*	----	----	----	----	----	----	----
DRZ 250	01-07	STD	024	141570*	----	----	----	----	----	----	----
PE 250	77	STD		----	----	----	----	----	----	----	674027 <sup>(4)</sup>
PE 250	78-81	STD		----	----	----	----	----	----	----	141405 <sup>(4)</sup>
RL 250	74-75	STD		----	----	----	----	141392	----	----	----
RM 250	76-77	STD		674064	----	----	----	674078	----	----	----
RM 250	78	STD		674064	----	----	----	674078	----	674077	----
RM 250	79-80	STD		674064	----	----	----	----	----	674077	----
RM 250	81	STD		674064	----	----	----	674053	----	----	----
RM 250	82	STD		----	----	----	----	674053	----	----	----
RM 250	83	STD		674052	----	----	----	674053	----	----	----
RM 250	84	STD		674052	----	----	----	674054	----	674056	----
RM 250	85	STD		674052	----	----	----	674054	----	----	----
RM 250	86-88	STD		674052	----	----	----	674091	----	----	----
RM 250	89	STD		674114	----	----	----	674091	----	----	----
RM 250	90-92	STD		674114	----	----	----	674134	----	----	----
RM 250	93	STD		674137	----	----	----	674134	----	----	----
RM 250	94	STD		674137	----	----	----	674138	----	----	----
RM 250	95	STD		674156	----	----	----	674138	----	----	----
RM 250	96	STD		674156	----	----	----	672131	140970	----	----
RM 250	97-00	STD		674155	----	----	----	672131	140970	----	----
RM 250	01-03	STD		674208	----	----	----	674210	----	----	----
RM 250	04-08	STD		674208	----	----	----	674244	----	----	----
RMX 250	89	STD		674114	----	----	----	674091	----	----	674143 <sup>(4)</sup>
RMX 250	90-92	STD		674114	----	----	----	674134	----	----	674143 <sup>(4)</sup>

- accessories
- body
- handlebar & grips
- cables & levers**
- exhaust
- engine
- fuel & intake
- electrical & ignition
- clutch
- drive
- bearings
- brakes
- steering & suspension
- tires
- tools & shop

## MOTION PRO DIRT BIKE CABLES CONTINUED

	MODEL	YEAR	CABLE LENGTH	FOOT NOTE	THROTTLE	THROTTLE PULL	THROTTLE PUSH	CHOKE	CLUTCH CW	CLUTCH LW (TERMINATOR)	FRONT BRAKE	SPECIAL
	<b>SUZUKI CONTINUED</b>											
	RMX 250	93-98	STD		674137	----	----	----	674134	----	----	674143 <sup>(4)</sup>
	RMZ 250	04	STD		673348*	----	----	----	673347	----	----	141772 <sup>(2)</sup>
handlebar & grips	RMZ 250	05-06	STD		673358*	----	----	----	673359	----	----	141574 <sup>(2)</sup>
	RMZ 250	07	STD		674266*	----	----	----	674264	----	----	141574 <sup>(2)</sup>
	RMZ 250	08-09	STD		141572*	----	----	----	674264	----	----	141574 <sup>(2)</sup>
cables & levers	RMZ 250	10-12	STD		141572*	----	----	----	143428	----	----	671693 <sup>(2)</sup>
	RMZ 250	13-16	STD		144133*	----	----	----	144260	----	----	671693 <sup>(2)</sup>
	RS 250	80	STD		----	----	----	----	----	----	674077	----
	TM 250	72	STD		----	----	----	----	141392	----	----	----
exhaust	TS 250 SAVAGE	75	STD		----	----	----	----	141392	----	----	----
	DR 350	90-95	STD		674130*	----	----	----	674128	141476	----	674187 <sup>(1)</sup> 674120 <sup>(4)</sup>
engine	DR 350	96	STD		674130*	----	----	----	674128	141476	----	674187 <sup>(1)</sup> 674133 <sup>(4)</sup>
	DR 350	97	STD		674130*	----	----	----	674128	----	----	674133 <sup>(4)</sup>
fuel & intake	DR 350	98-99	STD		674130*	----	----	----	674128	141476	----	674187 <sup>(1)</sup> 674133 <sup>(4)</sup>
	DR 350S	90-91	STD		----	----	----	----	674128	141476	----	674187 <sup>(1)</sup> 674143 <sup>(4)</sup>
electrical & ignition	DR 350S	92-93	STD		674131*	----	----	----	674128	141476	----	674187 <sup>(1)</sup> 674143 <sup>(4)</sup>
	DR 350SE	94-99	STD		674144*	----	----	----	674058	----	----	674143 <sup>(4)</sup>
clutch	DR 370	78-79	STD		----	----	----	----	----	----	----	674027 <sup>(4)</sup>
	RM 370	76-77	STD		674064	----	----	----	674078	----	----	----
	SP 370	78-79	STD		----	----	----	----	----	----	----	674027 <sup>(4)</sup>
drive	DR 400	80	STD		----	----	----	----	----	----	674077	----
	DRZ 400E	00-03	STD		674196*	----	----	----	674207	----	----	674133 <sup>(4)</sup>
	DRZ 400E	04-07	STD		----	----	----	----	674207	----	----	674133 <sup>(4)</sup>
bearings	DRZ 400E	04-07	STD	023	674196*	----	----	----	----	----	----	----
	DRZ 400E	04-07	STD	024	674234*	----	----	----	----	----	----	----
	DRZ 400K	01-04	STD		674196*	----	----	----	674207	----	----	674133 <sup>(4)</sup>
brakes	DRZ 400S	00-09	STD		674234*	----	----	----	674207	----	----	674133 <sup>(4)</sup>
	DRZ 400S	11-15	STD		674234*	----	----	----	674207	----	----	674133 <sup>(4)</sup>
	DRZ 400Y	00	STD		674196*	----	----	----	674207	----	----	674133 <sup>(4)</sup>
steering & suspension	PE 400	80-81	STD		----	----	----	----	----	----	----	141405 <sup>(4)</sup>
	RM 400	78	STD		674064	----	----	----	674078	----	674077	----
	RM 400	79-80	STD		674064	----	----	----	----	----	674077	----
tires	SP 400	80	STD		----	----	----	----	----	----	----	674027 <sup>(4)</sup>
	RMX 450 ENDURO X-COUNTRY	10-11	STD		141572*	----	----	----	----	----	----	----
tools & shop	RMZ 450	05	STD		673348*	----	----	----	674252	----	----	----
	RMZ 450	06	STD		673348*	----	----	----	674252	----	----	141574 <sup>(2)</sup>
	RMZ 450	07	STD		674266*	----	----	----	674252	----	----	144132 <sup>(2)</sup>
	RMZ 450	08-12	STD		141572*	----	----	----	141573	----	----	671693 <sup>(2)</sup>
	RMZ 450	08-12	2.0		----	----	----	----	----	----	----	144132 <sup>(2)</sup>
	RMZ 450	08-12	3.0		144131*	----	----	----	----	----	----	----
	RMZ 450	13-16	STD		144131*	----	----	----	141573	----	----	671693 <sup>(2)</sup>
	RM 465	81	STD		674064	----	----	----	674026	----	----	----
	RM 465	82	STD		----	----	----	----	674026	----	----	----
	RM 500	83	STD		674052	----	----	----	674026	----	674038	----
	RM 500	84	STD		674052	----	----	----	674026	----	674056	----
	SP 500	81-83	STD		----	----	----	----	----	----	674077	674027 <sup>(4)</sup>
	DL 650 V-STROM	04-06	STD		143420*	----	----	----	141597	----	----	----
	DL 650 V-STROM	07-09	STD		----	----	143424	----	141597	----	----	----
	DL 650 V-STROM	11	STD		----	----	----	----	141597	----	----	----
	DL 650A V-STROM ADVENTURE (ABS)	07-09	STD		----	----	143424	----	141597	----	----	----
	DR 650S	90-91	STD		----	----	----	----	----	----	----	674143 <sup>(4)</sup>
	DR 650S	92-93	STD		674144*	----	----	----	674151	----	----	674143 <sup>(4)</sup>
	DR 650SE DUAL SPORT	94-95	STD		674144*	----	----	----	674151	----	----	674143 <sup>(4)</sup>
	DR 650SE DUAL SPORT	96-09	STD		141567*	----	----	----	141568	----	----	674133 <sup>(4)</sup>
	DR 650SE DUAL SPORT	11-16	STD		141567*	----	----	----	141568	----	----	674133 <sup>(4)</sup>
	DL 1000 V-STROM	02-09	STD		141578*	----	----	----	----	----	----	----
	DL 1000 V-STROM	12	STD		141578*	----	----	----	----	----	----	----

## MOTION PRO DIRT BIKE CABLES CONTINUED

MODEL	YEAR	CABLE LENGTH	FOOT NOTE	THROTTLE	THROTTLE PULL	THROTTLE PUSH	CHOKE	CLUTCH CW	CLUTCH LW (TERMINATOR)	FRONT BRAKE	SPECIAL
<b>YAMAHA</b>											
PW 50 Y-ZINGER 50	81-02	STD		141726	----	----	----	----	----	141775	----
PW 50 Y-ZINGER 50	03-09	STD		673405	----	----	----	----	----	141775	----
PW 50 Y-ZINGER 50	12-15	STD		673405	----	----	----	----	----	141775	----
TTR 50	06-09	STD		144138	----	----	----	----	----	144262	----
PW 80 Y-ZINGER 80	91-06	STD	004	675319	----	----	----	----	----	----	----
YZ 80	76-77	STD		----	----	----	----	675066	----	----	----
YZ 80	78-79	STD		----	----	----	----	675066	----	675088	----
YZ 80	80	STD		----	----	----	----	675066	----	----	----
YZ 80	81-82	STD		----	----	----	----	675063	----	----	----
YZ 80	83	STD		675072	----	----	----	675063	----	----	----
YZ 80	84-92	STD		675072	----	----	----	675068	----	----	----
YZ 80	93-96	STD		675213	----	----	----	675149	----	----	----
YZ 80	97-01	STD		675213	----	----	----	675224	----	----	----
YZ 85	02-14	STD		675285	----	----	----	675224	----	----	----
YZ 85	15	STD		675285	----	----	----	----	----	----	----
DT 100	77-83	STD		----	----	----	----	----	----	675088	----
YZ 100	78-79	STD		----	----	----	----	675009	----	----	----
DT 125	74-77	STD		----	----	----	----	----	----	----	675105 <sup>(4)</sup>
DT 125	78	STD		----	----	----	----	675064	----	----	675105 <sup>(4)</sup>
DT 125	79	STD		----	----	----	----	675064	----	675087	675105 <sup>(4)</sup>
DT 125	80-81	STD		----	----	----	----	675064	----	----	675105 <sup>(4)</sup>
IT 125	80-81	STD		----	----	----	----	----	----	----	675105 <sup>(4)</sup>
TTR 125E	00-07	STD		----	----	----	----	675321	----	----	----
TTR 125E	00-07	3.0		675072	----	----	----	----	----	----	----
TTR 125E	08-09	STD		675376*	----	----	----	675321	----	----	----
TTR 125L TTR 125 (FRONT DISC BRAKE)	00-07	STD		----	----	----	----	675321	----	----	----
TTR 125L TTR 125 (FRONT DISC BRAKE)	00-07	3.0		675072	----	----	----	----	----	----	----
TTR 125L TTR 125 (FRONT DISC BRAKE)	08-09	STD		675376	----	----	----	675321	----	----	----
TTR 125L TTR 125 (FRONT DISC BRAKE)	11-15	STD		675376	----	----	----	675321	----	----	----
XT 125	82-83	STD		675102	----	----	----	675017	----	----	675105 <sup>(4)</sup>
YZ 125	77	STD		----	----	----	----	675009	----	----	----
YZ 125	78	STD		675107	----	----	----	675009	----	----	----
YZ 125	79-80	STD		----	----	----	----	675009	----	----	----
YZ 125	81-82	STD		675020	----	----	----	675021	----	----	----
YZ 125	83	STD		675040	----	----	----	675041	----	675042	----
YZ 125	84	STD		675050	----	----	----	675041	----	675029	----
YZ 125	85	STD		675040	----	----	----	675041	----	----	----
YZ 125	86	STD		675112	----	----	----	675090	----	----	----
YZ 125	87-88	STD		675040	----	----	----	675090	----	----	----
YZ 125	89-93	STD		675130	----	----	----	675129	----	----	----
YZ 125	94	STD		675130	----	----	----	675158	----	----	----
YZ 125	95	STD		675194	----	----	----	675158	----	----	----
YZ 125	96-98	STD		675206	----	----	----	675158	----	----	----
YZ 125	99-03	STD		675236	----	----	----	675158	----	----	----
YZ 125	04	STD		675236	----	----	----	675307	----	----	----
YZ 125	05-06	STD		675236	----	----	----	673401	----	----	----
YZ 125	07-15	STD		675355	----	----	----	673401	----	----	----
DT 175	74-77	STD		----	----	----	----	----	----	----	675105 <sup>(4)</sup>
DT 175	78	STD		----	----	----	----	675064	----	----	675105 <sup>(4)</sup>
DT 175	79-81	STD		----	----	----	----	675064	----	675087	675105 <sup>(4)</sup>
IT 175	77-79	STD		----	----	----	----	675009	----	----	675015 <sup>(4)</sup>
IT 175	80-81	STD		----	----	----	----	675009	----	----	675030 <sup>(4)</sup>
IT 175	82-83	STD		675040	----	----	----	675009	----	----	675015 <sup>(4)</sup>
MX 175	79-81	STD		----	----	----	----	675064	----	----	----
BW 200 BIG WHEEL	85-88	STD		675102	----	----	----	675110	----	----	----

- accessories
- body
- handlebar & grips
- cables & levers**
- exhaust
- engine
- fuel & intake
- electrical & ignition
- clutch
- drive
- bearings
- brakes
- steering & suspension
- tires
- tools & shop

## MOTION PRO DIRT BIKE CABLES CONTINUED

MODEL	YEAR	CABLE LENGTH	FOOT NOTE	THROTTLE	THROTTLE PULL	THROTTLE PUSH	CHOKE	CLUTCH CW	CLUTCH LW (TERMINATOR)	FRONT BRAKE	SPECIAL
<b>YAMAHA CONTINUED</b>											
IT 200	84-86	STD		675040	----	----	----	675009	----	----	675015 <sup>(4)</sup>
TW 200	87-97	STD		675317*	----	----	----	675110	----	----	675105 <sup>(4)</sup>
TW 200	98-00	STD		675317*	----	----	----	675110	----	----	----
TW 200	01-15	STD		673402*	----	----	----	675110	----	----	----
WR 200	92	STD		675052	----	----	----	675129	----	----	675157 <sup>(4)</sup>
XT 200	82-83	STD		675102	----	----	----	675017	----	----	675105 <sup>(4)</sup>
TT 225	86-87	STD		675166*	----	----	----	----	----	----	675015 <sup>(4)</sup>
XT 225	92-95	STD		----	----	----	----	675110	----	----	675015 <sup>(4)</sup>
XT 225	96-00	STD		----	----	----	----	----	----	----	675015 <sup>(4)</sup>
XT 225	01-07	STD		141815*	----	----	----	141816	----	----	675015 <sup>(4)</sup>
TTR 230	05-09	STD		141824*	----	----	----	141828	----	----	----
TTR 230	11-14	STD		141824*	----	----	----	141828	----	----	----
TTR 230	15	STD		141824*	----	----	----	----	----	----	----
DT 250	74	STD		----	----	----	----	----	----	----	675105 <sup>(4)</sup>
DT 250	75-76	STD		----	----	----	----	----	----	675086	675105 <sup>(4)</sup>
DT 250	77-78	STD		----	----	----	----	675009	----	675086	675105 <sup>(4)</sup>
DT 250	79	STD		----	----	----	----	675009	----	----	----
IT 250	77-78	STD		675107	----	----	----	675009	----	----	675015 <sup>(4)</sup>
IT 250	79-80	STD		675107	----	----	----	----	----	----	675015 <sup>(4)</sup>
IT 250	81-82	STD		675020	----	----	----	675021	----	----	675015 <sup>(4)</sup>
IT 250	83	STD		675051	----	----	----	----	----	675025	675015 <sup>(4)</sup>
TT 250	80	STD		----	----	----	----	675101	----	----	675030 <sup>(4)</sup>
TT 250	82	STD		----	----	----	----	----	----	675025	675030 <sup>(4)</sup>
TTR 250	00-06	STD		675317*	----	----	----	675320	----	----	----
WR 250	89	STD		675130	----	----	----	----	----	----	675015 <sup>(4)</sup>
WR 250	91	STD		675130	----	----	----	675134	----	----	675015 <sup>(4)</sup>
WR 250	92-93	STD		----	----	----	----	----	----	----	675015 <sup>(4)</sup>
WR 250F	01-02	STD		675238*	----	----	----	675239	----	----	675273 <sup>(1)</sup> 675015 <sup>(4)</sup>
WR 250F	03-05	STD		675286*	----	----	----	675295	----	----	141772 <sup>(2)</sup> 675015 <sup>(4)</sup>
WR 250F	06	STD		675286*	----	----	----	675295	----	----	141772 <sup>(2)</sup>
WR 250F	07-09	STD		143448*	----	----	----	675295	----	----	141800 <sup>(2)</sup>
WR 250F	11-13	STD		143448*	----	----	----	675295	----	----	141800 <sup>(2)</sup>
WR 250F	15	STD		----	----	----	----	----	----	----	----
WR 250R WR 250R DUAL SPORT	08-15	STD		141833*	----	----	----	143441	----	----	----
WR 250Z	92-96	STD		675142	----	----	----	675134	----	----	----
WR 250Z	97	STD		675223	----	----	----	675134	----	----	----
XT 250	80-83	STD		----	----	----	----	675101	----	----	----
XT 250	84	STD		675317*	----	----	----	----	675117	----	141723 <sup>(3)</sup>
XT 250	08-12	STD		141827*	----	----	----	141829	----	----	----
XT 250	13-15	STD		----	----	----	----	141829	----	----	----
YZ 250	78-79	STD		675107	----	----	----	----	----	----	----
YZ 250	80	STD		675107	----	----	----	675091	----	----	----
YZ 250	81	STD		675020	----	----	----	675021	----	----	----
YZ 250	82	STD		675024	----	----	----	675021	----	675025	----
YZ 250	83-84	STD		675050	----	----	----	675054	----	675029	----
YZ 250	85-87	STD		675050	----	----	----	675054	----	----	----
YZ 250	88	STD		675050	----	----	----	675134	----	----	----
YZ 250	89-94	STD		675130	----	----	----	675134	----	----	----
YZ 250	95	STD		675194	----	----	----	675134	----	----	----
YZ 250	96-98	STD		675206	----	----	----	675134	----	----	----
YZ 250	99	STD		675236	----	----	----	675234	141743	----	----
YZ 250	00 -03	STD		675237	----	----	----	675234	141743	----	----
YZ 250	04	STD		675237	----	----	----	675309	----	----	----
YZ 250	05	STD		675237	----	----	----	675357	----	----	----
YZ 250	06-14	STD		675355	----	----	----	675357	----	----	----
YZ 250	15	STD		675355	----	----	----	----	----	----	----

## MOTION PRO DIRT BIKE CABLES CONTINUED

MODEL	YEAR	CABLE LENGTH	FOOT NOTE	THROTTLE	THROTTLE PULL	THROTTLE PUSH	CHOKE	CLUTCH CW	CLUTCH LW (TERMINATOR)	FRONT BRAKE	SPECIAL
<b>YAMAHA CONTINUED</b>											
YZ 250F	01-02	STD		675238*	----	----	----	675239	----	----	675273 <sup>(1)</sup>
YZ 250F	03	STD		675286*	----	----	----	675291	----	----	675273 <sup>(1)</sup> 141772 <sup>(2)</sup>
YZ 250F	04	STD		675286*	----	----	----	675311	----	----	675273 <sup>(1)</sup> 141772 <sup>(2)</sup>
YZ 250F	05	STD		675286*	----	----	----	675311	----	----	141772 <sup>(2)</sup>
YZ 250F	06-08	STD		143448*	----	----	----	675331	----	----	----
YZ 250F	06-08	STD	061	----	----	----	----	----	----	----	141800 <sup>(2)</sup>
YZ 250F	09	STD		143448*	----	----	----	143444	----	----	141800 <sup>(2)</sup>
YZ 250F	10-13	STD		143448*	----	----	----	143444	----	----	673399 <sup>(2)</sup>
YZ 250F	14-16	STD		----	----	----	----	144351	----	----	----
YZ 250FX YZ 250F X-COUNTRY	15	STD		----	----	----	----	----	----	----	----
YZ 250WR	89	STD		----	----	----	----	675134	----	----	----
YZ 250WR	90	STD		675130	----	----	----	675134	----	----	675015 <sup>(4)</sup>
BW 350 BIG WHEEL	87-88	STD		675166*	----	----	----	675092	675117	----	----
TT 350	86-87	STD		675317*	----	----	----	675092	675117	----	675015 <sup>(4)</sup>
XT 350	85-00	STD		675317*	----	----	----	----	675117	----	675104 <sup>(4)</sup> 141723 <sup>(3)</sup>
XT 350	85-00	3.0		----	----	----	----	675092	----	----	----
DT 360	74	STD		----	----	----	----	----	----	----	675105 <sup>(4)</sup>
DT 400	75-76	STD		----	----	----	----	----	----	675086	675105 <sup>(4)</sup>
DT 400	77-78	STD		----	----	----	----	675009	----	675086	675105 <sup>(4)</sup>
IT 400	76	STD		----	----	----	----	----	----	----	675030 <sup>(4)</sup>
IT 400	77-78	STD		675107	----	----	----	675009	----	----	675015 <sup>(4)</sup>
IT 400	79	STD		675107	----	----	----	----	----	----	675015 <sup>(4)</sup>
WR 400F	98-99	STD		675166*	----	----	----	675256	----	----	675015 <sup>(4)</sup>
WR 400F	00	STD		675238*	----	----	----	675239	----	----	675015 <sup>(4)</sup>
YZ 400	77-79	STD		675107	----	----	----	----	----	----	----
YZ 400F	98-99	STD		675166*	----	----	----	675256	----	----	675273 <sup>(1)</sup>
IT 425	80	STD		675107	----	----	----	----	----	----	675015 <sup>(4)</sup>
WR 426F	00	STD		675238*	----	----	----	675239	----	----	----
WR 426F	01-02	STD		675238*	----	----	----	675239	----	----	675015 <sup>(4)</sup>
YZ 426F	00-02	STD		675238*	----	----	----	675239	----	----	675273 <sup>(1)</sup>
WR 450F	03-05	STD		675286*	----	----	----	675293	----	----	141772 <sup>(2)</sup> 675015 <sup>(4)</sup>
WR 450F	06	STD		675286*	----	----	----	675293	----	----	141772 <sup>(2)</sup>
WR 450F	07-09	STD		143448*	----	----	----	675353	----	----	141800 <sup>(2)</sup>
WR 450F	11	STD		143448*	----	----	----	675353	----	----	141800 <sup>(2)</sup>
WR 450F	12-15	STD		673409*	----	----	----	144136	----	----	----
YZ 450F	03	STD		675286*	----	----	----	675287	----	----	675273 <sup>(1)</sup> 141772 <sup>(2)</sup>
YZ 450F	04-05	STD		675286*	----	----	----	675311	----	----	141772 <sup>(2)</sup>
YZ 450F	06-08	STD		675286*	----	----	----	675333	----	----	----
YZ 450F	06-08	STD	061	----	----	----	----	----	----	----	141554 <sup>(2)</sup>
YZ 450F	09	STD		675286*	----	----	----	----	----	----	141800 <sup>(2)</sup>
YZ 450F	10-13	STD		143823*	----	----	----	143447	----	----	----
YZ 450F	14-15	STD		----	----	----	----	144351	----	----	----
YZ 450F	16	STD		----	----	----	----	144351	----	----	----
IT 465	81-82	STD		675020	----	----	----	675021	----	----	675015 <sup>(4)</sup>
YZ 465	80	STD		675107	----	----	----	675091	----	----	----
YZ 465	81	STD		675020	----	----	----	675021	----	----	----
IT 490	83-84	STD		675051	----	----	----	675054	----	675025	675015 <sup>(4)</sup>
YZ 490	82	STD		675024	----	----	----	675021	----	675029	----
YZ 490	83	STD		675050	----	----	----	675054	----	675029	----
YZ 490	84	STD		675052	----	----	----	675054	----	675029	----
YZ 490	85-90	STD		675052	----	----	----	675054	----	----	----
TT 500	76-81	STD		675071*	----	----	----	675062	----	----	675030 <sup>(4)</sup>
WR 500	92-93	STD		675142	----	----	----	----	----	----	----

- accessories
- body
- handlebar & grips
- cables & levers**
- exhaust
- engine
- fuel & intake
- electrical & ignition
- clutch
- drive
- bearings
- brakes
- steering & suspension
- tires
- tools & shop

## MOTION PRO DIRT BIKE CABLES CONTINUED

MODEL	YEAR	CABLE LENGTH	FOOT NOTE	THROTTLE	THROTTLE PULL	THROTTLE PUSH	CHOKE	CLUTCH CW	CLUTCH LW (TERMINATOR)	FRONT BRAKE	SPECIAL
<b>YAMAHA CONTINUED</b>											
XT 500	76-79	STD		675071*	-----	-----	-----	675062	-----	675086	675105 <sup>(4)</sup> 141652 <sup>(3)</sup>
XT 500	80-81	STD		675071*	-----	-----	-----	675062	-----	-----	675105 <sup>(4)</sup> 141652 <sup>(3)</sup>
XT 550	82-83	STD		-----	-----	-----	-----	675014	-----	-----	675081 <sup>(4)</sup> 141665 <sup>(3)</sup>
TT 600	83-86	STD		675141*	-----	-----	-----	675014	-----	-----	675015 <sup>(4)</sup>
XT 600	84-89	STD		675141*	-----	-----	-----	675014	-----	-----	675030 <sup>(4)</sup> 141665 <sup>(3)</sup>
XT 600	90-95	STD		675166*	-----	-----	-----	-----	-----	-----	675030 <sup>(4)</sup>

\* Throttle Push & Pull

- (1) Decompression
- (2) Hot Start
- (3) Tach
- (4) Speedo

**FOOT NOTES**

- 004  
Top cable only
- 015  
Fits Domino throttle to Keihin FCR
- 023  
Non CA models only (For 49 state)
- 024  
CA models only
- 049  
For adding optional Sigma electronic odometer sensor pick-up on SX models for 98-02 models use 670104.
- 052  
requires use of 142625 to stock front brake
- 061  
1.5 inches longer than stock
- 072  
+2.5 in. Housing is longer than OEM cable to allow for after-market clamps, bars, dampers, etc.
- 075  
Non-USA Model
- 109  
This control cable is supplied with a clutch perch adjuster( 140220) which must be installed with cable.

## MOTION PRO DIRT BIKE CABLES PRICING

140462	20.47	H	141385	13.99	H	142478	26.99	H	144350	14.99	H	672197	18.50	H
140840	12.99	H	141392	17.99	H	142479	36.99	H	144351	14.99	H	672198	16.99	H
140847	11.99	H	141405	14.82	H	142481	67.99	H	670012	18.50	H	672201	16.99	H
140851	13.99	H	141441	12.99	H	142490	28.99	H	670014	34.99	H	672218	17.99	H
140923	13.99	H	141450	20.99	H	142491	14.99	H	670015	35.99	H	672219	13.99	H
140970	26.99	H	141476	39.99	J	143402	16.99	H	670033	22.44	H	672220	14.99	H
140980	22.50	H	141554	14.99	H	143406	18.99	H	670037	20.99	H	672221	14.99	H
141056	32.99	H	141567	54.99	H	143407	22.50	H	670039	38.56	G	672228	15.99	H
141080	14.50	H	141568	24.99	J	143415	16.99	H	670056	11.99	H	672247	11.99	H
141082	13.99	H	141569	32.99	H	143420	68.99	H	670099	13.99	G	672277	13.99	H
141104	13.99	H	141570	32.99	H	143424	26.99	H	670103	43.02	H	672278	23.99	H
141113	12.99	H	141571	13.99	H	143428	20.99	H	670104	42.50	H	672279	19.99	H
141114	6.99	H	141572	19.99	H	143437	11.99	H	670117	25.99	H	672280	15.99	H
141115	6.99	H	141573	15.99	H	143441	14.99	H	671693	19.50	B	672280	15.99	H
141117	10.99	H	141574	22.99	H	143444	16.99	H	672002	9.99	H	672283	12.99	H
141118	15.99	H	141578	72.50	H	143447	17.99	H	672026	17.99	H	672292	17.99	H
141144	12.99	H	141584	10.99	H	143448	23.99	H	672040	14.99	G	672314	19.99	H
141145	11.99	H	141585	12.99	H	143474	13.99	H	672041	12.99	H	672314	19.99	H
141147	62.99	H	141588	19.99	H	143475	19.99	H	672045	13.99	H	672315	17.99	H
141152	12.99	H	141597	17.25	H	143476	12.99	H	672047	12.99	H	672316	13.99	H
141153	14.99	H	141652	15.99	H	143477	12.99	H	672055	8.99	H	672318	13.99	H
141161	13.50	H	141665	14.50	H	143478	12.99	H	672057	14.50	H	672319	19.99	H
141162	15.99	H	141723	15.99	H	143479	12.99	H	672058	12.99	H	672321	9.99	H
141163	16.80	H	141726	13.99	H	143480	14.99	H	672060	8.99	H	672322	13.99	H
141184	9.99	H	141743	25.99	H	143481	54.99	H	672063	13.99	H	672339	12.99	H
141202	12.99	H	141772	11.99	H	143483	28.99	H	672067	17.99	H	672373	13.99	H
141233	14.99	H	141775	9.99	H	143821	23.99	H	672068	13.99	H	672376	14.99	H
141234	18.99	H	141800	11.99	H	143822	18.99	H	672069	16.99	H	672383	10.99	H
141235	18.99	H	141815	35.99	H	143823	23.99	H	672071	13.99	H	672384	9.99	H
141242	18.99	H	141816	28.99	H	144119	14.99	H	672074	17.50	H	672387	14.99	H
141248	39.99	H	141824	23.99	H	144130	23.99	H	672106	16.70	G	672388	14.99	H
141276	26.99	H	141827	24.50	H	144131	32.99	H	672131	11.99	H	672389	14.99	H
141289	10.99	H	141828	19.99	H	144132	19.99	H	672132	14.99	H	672412	11.99	H
141294	21.99	H	141829	15.99	H	144133	21.99	J	672138	9.99	H	672414	14.99	H
141306	20.52	H	141833	25.99	H	144136	17.99	H	672139	11.99	H	672417	9.99	H
141307	21.99	H	142401	16.52	H	144138	24.99	H	672140	13.99	H	672418	12.99	H
141357	11.99	H	142403	29.99	H	144185	12.99	H	672151	16.99	H	672421	14.99	H
141360	10.99	H	142404	32.99	H	144187	39.99	H	672152	9.99	H	672423	9.99	H
141361	15.99	H	142410	36.99	H	144260	21.99	H	672153	13.99	H	672439	16.99	H
141368	19.99	H	142422	36.40	G	144262	14.99	H	672162	10.99	H	672468	17.99	H
141371	13.99	H	142431	19.99	G	144287	33.99	H	672163	8.99	H	672472	14.99	H
141372	16.99	H	142432	37.99	H	144288	49.99	H	672164	15.99	H	672473	16.99	H
141373	16.99	H	142441	32.99	H	144289	36.99	H	672165	12.99	H	672477	10.99	H
141374	32.99	H	142464	45.99	H	144345	16.99	H	672167	13.99	H	672485	17.99	H
141375	17.80	H	142467	25.99	H	144346	13.99	H	672168	15.99	H	672486	22.99	H
141376	18.99	H	142470	28.99	H	144347	31.99	H	672169	16.99	H	672487	10.99	H
141377	21.70	G	142471	26.99	H	144348	31.99	H	672170	16.50	H	672506	14.99	H
141378	18.99	G	142472	25.99	H	144349	15.99	H	672196	13.99	H	672515	14.99	H

- accessories
- body
- handlebar & grips
- cables & levers**
- exhaust
- engine
- fuel & intake
- electrical & ignition
- clutch
- drive
- bearings
- brakes
- steering & suspension
- tires
- tools & shop

## MOTION PRO DIRT BIKE CABLES PRICING CONTINUED

Category	Part Number	Price	Grade	Part Number	Price	Grade	Part Number	Price	Grade	Part Number	Price	Grade	Part Number	Price	Grade	
accessories	672549	12.99	H	673330	14.99	H	674137	14.99	H	675081	18.99	H	675238	18.99	H	
body	672550	13.99	H	673332	8.99	H	674138	17.99	H	675086	18.99	H	675239	15.99	H	
handlebar & grips	672579	13.99	H	673346	14.99	H	674141	17.50	H	675087	19.99	H	675256	15.99	H	
cables & levers	672587	12.99	H	673347	14.99	H	674142	10.99	H	675088	18.99	H	675273	15.99	H	
	673008	24.99	H	673348	23.99	H	674143	18.52	H	675090	19.99	H	675273	15.99	H	
exhaust	673009	26.99	H	673356	14.99	H	674144	26.99	H	675091	20.99	H	675285	9.99	H	
engine	673010	15.99	H	673357	14.99	H	674151	17.50	H	675092	11.99	H	675286	10.99	H	
	673037	14.99	H	673358	23.99	H	674155	14.99	H	675101	20.99	H	675286	10.99	H	
fuel & intake	673052	17.99	H	673359	14.99	H	674156	17.99	H	675102	21.99	H	675287	18.99	H	
	673055	13.99	H	673365	19.99	H	674165	12.50	H	675104	11.99	H	675291	14.99	H	
electrical & ignition	673057	21.99	H	673367	20.99	H	674166	14.99	H	675105	15.99	H	675293	17.99	H	
	673083	15.99	H	673394	19.99	H	674168	19.50	H	675107	19.99	H	675295	15.99	H	
clutch	673085	22.99	H	673396	22.99	H	674187	16.50	H	675110	14.99	H	675307	15.99	H	
	673087	15.99	H	673399	13.99	H	674193	13.99	H	675112	16.99	H	675309	16.99	H	
drive	673117	13.99	H	673400	15.99	H	674196	15.99	H	675117	23.99	H	675311	13.99	H	
	673118	12.99	H	673401	17.99	H	674207	14.99	H	675129	18.99	H	675317	31.50	H	
bearings	673119	19.99	H	673402	32.99	H	674208	10.99	H	675130	14.99	H	675317	31.50	H	
	673123	12.99	H	673405	23.99	H	674210	12.99	H	675134	18.99	H	675319	11.99	H	
brakes	673130	16.99	H	673409	24.99	H	674234	18.99	H	675141	41.99	H	675320	17.99	H	
	673131	18.99	H	673425	16.99	H	674244	11.99	H	675141	41.99	H	675321	16.99	H	
steering & suspension	673151	25.99	H	673426	16.99	H	674252	20.99	H	675142	14.99	H	675331	12.99	H	
	673153	21.99	H	673430	19.99	H	674264	15.99	H	675149	14.99	H	675333	13.99	H	
tires	673162	15.99	H	674024	18.99	H	674266	23.99	H	675157	16.58	H	675353	17.99	H	
	673163	17.99	H	674026	15.70	G	675009	14.99	H	675158	14.50	H	675355	12.99	H	
tools & shop	673164	17.99	H	674027	13.99	H	675014	16.47	H	675166	26.99	H	675357	11.99	H	
	673165	19.99	H	674032	15.99	H	675015	9.99	H	675166	26.99	H	675376	26.99	H	
	673181	16.99	H	674038	20.99	H	675015	9.99	H	675194	12.99	H	675376	26.99	H	
	673182	17.99	H	674052	14.99	H	675017	11.99	H	675206	14.99	H	678436	25.50	H	
	673186	9.99	H	674053	18.99	H	675020	18.99	H	675213	10.99	H	678437	25.50	H	
	673187	11.99	H	674054	22.99	H	675021	19.99	H	675223	14.99	H	682096	13.99	E	
	673189	12.99	H	674055	17.99	H	675024	17.99	H	675224	9.99	H	682097	24.50	E	
	673190	16.99	H	674056	29.76	G	675025	21.99	H	675234	14.99	H	682098	13.99	E	
	673192	14.99	H	674058	13.99	H	675029	18.99	H	675236	12.99	H	682099	54.01	E	
	673202	17.75	H	674060	19.99	H	675030	11.99	H	675237	11.99	H	682100	50.99	E	
	673205	15.99	H	674064	14.99	H	675040	16.99	H	675238	18.99	H				
	673206	16.99	H	674077	23.99	H	675041	21.99	H							
	673211	11.99	H	674078	13.99	H	675042	21.99	H							
	673229	15.60	H	674091	18.99	H	675050	14.99	H							
	673236	15.99	H	674105	11.99	H	675051	22.99	H							
	673250	16.99	H	674114	14.99	H	675052	16.99	H							
	673253	15.99	H	674115	10.99	G	675054	16.25	H							
	673266	25.66	H	674116	14.99	H	675062	22.27	H							
	673290	15.99	H	674120	23.99	H	675063	22.20	G							
	673303	12.99	H	674128	16.99	H	675064	23.99	H							
	673304	11.99	H	674130	45.99	H	675066	20.99	H							
	673308	10.99	H	674131	48.50	H	675068	12.50	H							
	673313	9.99	H	674133	15.99	H	675071	49.99	H							
	673324	9.99	H	674134	17.99	H	675072	10.99	H							



## ALL BALLS RACING CABLES



- Keep your machine working smoothly with a new cable from All Balls Racing
- Standard black vinyl coil-wound housing
- Meets or exceeds O.E. quality

MODEL	YEARS	CLUTCH CABLE		THROTTLE CABLE	
<b>HONDA</b>					
CRF50F	04 - 12	----		133431	19.50 L
XR50R	00 - 03	----		133431	19.50 L
Z-50R	86 - 99	----		133431	19.50 L
Z-50RD	86	----		133431	19.50 L
CRF70F	04 - 12	----		133411	18.90 L
CT70 TRAIL	91 - 94	----		133411	18.90 L
XR70R	97 - 03	----		133411	18.90 L
XL75	77 - 79	133491	11.50 L	----	
XR75	73 - 78	133492	9.90 L	----	
CR80	80 - 83	133493	11.95 L	----	
CR80	84	133493	11.95 L	133282	11.05 L
CR80R	85 - 95	133493	11.95 L	133282	11.05 L
CR80R	96 - 02	133493	11.95 L	133283	11.05 L
CR80RB	97 - 02	133493	11.95 L	133283	11.05 L
CRF80F	04 - 13	133492	9.90 L	133284	12.10 L
XL80S	80 - 85	133491	11.50 L	----	
XR80	79 - 82	133492	9.90 L	----	
XR80	83 - 84	133492	9.90 L	133282	11.05 L
XR80R	85	133492	9.90 L	133282	11.05 L
XR80R	86 - 03	133492	9.90 L	133284	12.10 L
CR85R/RB	03 - 07	133493	11.95 L	133283	11.05 L
CRF100F	04 - 13	133492	9.90 L	133285	15.95 L
XL100S	81 - 85	133491	11.50 L	----	
XR100	81 - 84	133491	11.50 L	----	
XR100R	85	133492	9.90 L	----	
XR100R	86 - 03	133492	9.90 L	133285	15.95 L
CR125R	84	133606	16.90 L	133286	15.95 L
CR125R	85 - 86	133606	16.90 L	133460	12.90 L
CR125R	87 - 89	133495	15.90 L	133460	12.90 L
CR125R	90 - 92	133495	15.90 L	133459	17.95 L
CR125R	93 - 97	133495	15.90 L	133286	15.95 L
CR125R	98 - 99	133496	18.90 L	133286	15.95 L
CR125R	00 - 03	133495	15.90 L	133287	15.95 L
CR125R	04 - 07	133494	18.50 L	133288	15.95 L
CRF125F	14 - 16	133698	TBA	----	
XL125	79 - 84	133497	11.05 L	----	
CRF150F	03 - 05	133500	13.90 L	133289	19.90 L
CRF150F	06 - 16	133499	13.90 L	133289	19.90 L
CRF150R/RB	07 - 16	133498	11.90 L	133290	15.95 L
XL185S	79 - 83	133497	11.05 L	----	
XR185	79	133497	11.05 L	----	
XL200R	83 - 84	133497	11.05 L	133460	12.90 L
XR200	80 - 84	133497	11.05 L	----	
XR200R	81 - 83	133497	11.05 L	133460	12.90 L

MODEL	YEARS	CLUTCH CABLE		THROTTLE CABLE	
<b>HONDA CONTINUED</b>					
XR200R	84 - 85	----		133291	12.50 L
XR200R	86 - 02	133497	11.05 L	133292	19.90 L
CRF230F	03 - 16	133500	13.90 L	133293	24.90 L
CRF230L	08 - 09	133501	11.05 L	133297	24.90 L
CRF230M	09	133501	11.05 L	133297	24.90 L
CR250R	84	133539	13.50 L	133286	15.95 L
CR250R	85	133539	13.50 L	133460	12.90 L
CR250R	86 - 89	133539	13.50 L	133298	11.05 L
CR250R	90 - 97	133539	13.50 L	133286	15.95 L
CR250R	98 - 04	133502	15.90 L	133286	15.95 L
CR250R	05 - 07	133502	15.90 L	133287	15.95 L
CRF250R	04 - 07	133504	13.90 L	133299	18.50 L
CRF250R	08 - 09	133503	13.95 L	133299	18.50 L
CRF250R	10 - 13	133585	15.60 L	133300	18.50 L
CRF250R	14 - 15	133618	16.05 L	133485	18.50 L
CRF250R	16	133618	16.05 L	----	
CRF250X	04 - 07	133505	14.90 L	133299	18.50 L
CRF250X	08 - 15	133504	13.90 L	133299	18.50 L
XL250R	82 - 83	----		133468	29.90 L
XL250R	84 - 85	----		133302	24.90 L
XL250R	86 - 87	----		133466	29.90 L
XR250L	91 - 96	133506	18.50 L	----	
XR250R	84 - 85	----		133302	24.90 L
XR250R	86 - 95	133506	18.50 L	133467	25.90 L
XR250R	96 - 04	133583	14.95 L	133301	24.90 L
XL350R	84 - 85	----		133302	24.90 L
XR350R	83 - 84	----		133302	24.90 L
XR400R	96 - 04	133584	21.50 L	133458	29.95 L
CRF450R	02 - 08	133505	14.90 L	133299	18.50 L
CRF450R	09 - 12	133585	15.60 L	133300	18.50 L
CRF450R	13 - 14	133586	25.95 L	133300	18.50 L
CRF450R	15	133617	16.05 L	133300	18.50 L
CRF450R	16	133617	16.05 L	----	
CRF450X	05 - 15	133587	15.90 L	133299	18.50 L
CR500R	84	133539	13.50 L	133286	15.95 L
CR500R	85 - 89	133539	13.50 L	133298	11.05 L
CR500R	90 - 01	133539	13.50 L	133286	15.95 L
XL600R	83 - 87	----		133302	24.90 L
XR600R	85 - 87	133588	16.05 L	133302	24.90 L
XR600R	88 - 00	133588	16.05 L	133303	31.90 L
XR650L	93 - 15	133588	16.05 L	133306	31.90 L
XR650R	00 - 07	133589	16.75 L	133304	31.90 L

- accessories
- body
- handlebar & grips
- cables & levers**
- exhaust
- engine
- fuel & intake
- electrical & ignition
- clutch
- drive
- bearings
- brakes
- steering & suspension
- tires
- tools & shop

# CABLES & LEVERS

## ALL BALLS DIRT BIKE CABLES

- accessories
- body
- handlebar & grips
- cables & levers**
- exhaust
- engine
- fuel & intake
- electrical & ignition
- clutch
- drive
- bearings
- brakes
- steering & suspension
- tires
- tools & shop

MODEL	YEARS	CLUTCH CABLE	THROTTLE CABLE
<b>HUSABERG</b>			
FE250	13 - 14	----	133324 32.50 L
TE250	11 - 14	----	133325 13.90 L
TE300	11 - 14	----	133325 13.90 L
FE350	13 - 14	----	133324 32.50 L
450FC	04 - 05	----	133322 32.50 L
450FE	04 - 08	----	133322 32.50 L
450FS	04	----	133322 32.50 L
450FS-C	05 - 06	----	133322 32.50 L
450FS-E	05 - 08	----	133322 32.50 L
FE450	14	----	133324 32.50 L
FE501	14	----	133324 32.50 L
550FE	07 - 08	----	133322 32.50 L
550FS-E	07	----	133322 32.50 L
650FC	04 - 05	----	133322 32.50 L
650FE	04 - 08	----	133322 32.50 L
650FS	04 - 08	----	133322 32.50 L
650FS-C	05 - 06	----	133322 32.50 L
650FS-E	05 - 07	----	133322 32.50 L
TC 85	14 - 15	----	133325 13.90 L
CR125	00 - 07	133605 26.05 L	133334 15.50 L
CR125	08	----	133334 15.50 L
CR125	09 - 12	133605 26.05 L	----
TC 125	14 - 15	----	133325 13.90 L
TE 125	15	----	133325 13.90 L
WR125	00 - 07	133605 26.05 L	133334 15.50 L
WR125	08	----	133334 15.50 L
WR125	09 - 12	133605 26.05 L	----
CR250	00 - 04	133604 26.50 L	133334 15.50 L
FC 250	14 - 15	----	133325 13.90 L
FE 250	14 - 15	----	133324 32.50 L
TC 250	14 - 15	----	133325 13.90 L
TC250	03 - 04	----	133474 29.90 L
TC250	05 - 10	----	133332 25.90 L
TC250	11	----	133331 17.95 L
TE 250	14 - 15	----	133325 13.90 L
TE250	03 - 04	----	133474 29.90 L
TE250	05 - 07	----	133332 25.90 L
TE250	08 - 09	----	133478 32.50 L
TE250	10 - 12	----	133331 17.95 L
TXC250	08 - 09	----	133332 25.90 L
TXC250	10 - 13	----	133331 17.95 L
WR250	00 - 12	133604 26.50 L	133334 15.50 L
WR250	13	----	133334 15.50 L
TE 300	14 - 15	----	133325 13.90 L
WR300	08 - 12	133604 26.50 L	133334 15.50 L
WR300	13	----	133334 15.50 L
TE310	09	----	133478 32.50 L
TE310	10	----	133332 25.90 L

MODEL	YEARS	CLUTCH CABLE	THROTTLE CABLE
<b>HUSABERG CONTINUED</b>			
TE310	11 - 13	----	133331 17.95 L
TXC310	12 - 13	----	133331 17.95 L
FC 350	14 - 15	----	133324 32.50 L
FE 350	14 - 15	----	133324 32.50 L
FE 350S	15	----	133324 32.50 L
WR360	00 - 02	----	133334 15.50 L
SM400R	04	----	133474 29.90 L
FC 450	14 - 15	----	133324 32.50 L
FE 450	14	----	133324 32.50 L
SM450	10	----	133478 32.50 L
SM450R	03 - 04	----	133474 29.90 L
SM450R	05 - 07	----	133332 25.90 L
SM450R	08 - 09	----	133478 32.50 L
TC450	03 - 04	----	133474 29.90 L
TC450	05 - 10	----	133332 25.90 L
TE TC TXC 449	11 - 13	----	133333 21.50 L
TE450	03 - 04	----	133474 29.90 L
TE450	05 - 07	----	133332 25.90 L
TE450	08 - 10	----	133478 32.50 L
TXC450	08 - 10	----	133332 25.90 L
FE 501	14 - 15	----	133324 32.50 L
FE 501S	15	----	133324 32.50 L
SM510	10	----	133478 32.50 L
SM510R	05 - 07	----	133332 25.90 L
SM510R	08 - 09	----	133478 32.50 L
TC510	05 - 09	----	133332 25.90 L
TE510	04	----	133474 29.90 L
TE510	05 - 07	----	133332 25.90 L
TE510	09 - 10	----	133478 32.50 L
TXC510	08 - 10	----	133332 25.90 L
TE TXC 511	12	----	133333 21.50 L
SM530R	09	----	133478 32.50 L
SMR570	03 - 04	----	133474 29.90 L
SM610	06 - 08	----	133332 25.90 L
TE610	06 - 08	----	133332 25.90 L
SMS630	10	----	133331 17.95 L
TE630	10	----	133331 17.95 L
<b>KAWASAKI</b>			
KX60	85 - 87	133590 11.05 L	----
KX60	88 - 03	133590 11.05 L	133463 13.10 L
KX65	00 - 15	133591 11.05 L	133463 13.10 L
KDX80	87 - 88	----	133462 15.90 L
KX80	87 - 88	----	133462 15.90 L
KX80	89 - 00	133543 13.90 L	133462 15.90 L
KX80 BIG WHEEL	92 - 94	133543 13.90 L	133462 15.90 L
KX85	01 - 13	133543 13.90 L	133462 15.90 L

## ALL BALLS DIRT BIKE CABLES (CONTINUED)

MODEL	YEARS	CLUTCH CABLE		THROTTLE CABLE	
<b>KAWASAKI CONTINUED</b>					
KX85	14 - 15	133699	TBA	133702	TBA
KX100	95 - 13	133543	13.90 L	133462	15.90 L
KX100	14 - 15	133699	TBA	133702	TBA
KLX110	02 - 16	----		133464	13.10 L
KLX110L	10 - 15	133582	17.90 L	133464	13.10 L
KLX110L	16	133582	17.90 L	133703	TBA
KLX125	03 - 06	133542	13.90 L	133321	11.90 L
KLX125L	03 - 06	133542	13.90 L	133321	11.90 L
KX125	82 - 87	----		133465	17.10 L
KX125	88 - 91	133581	18.90 L	133296	17.50 L
KX125	92 - 93	133581	18.90 L	133316	15.90 L
KX125	94	133607	18.50 L	133316	15.90 L
KX125	95 - 96	133580	17.95 L	133316	15.90 L
KX125	97 - 98	133579	17.90 L	133316	15.90 L
KX125	99	133578	14.50 L	133315	15.90 L
KX125	00 - 02	133577	14.50 L	133315	15.90 L
KX125	03	133576	15.95 L	133315	15.90 L
KX125	04 - 05	133575	15.60 L	133315	15.90 L
KLX140	08 - 16	133574	18.50 L	133320	15.90 L
KLX140L	08 - 16	133574	18.50 L	133320	15.90 L
KDX175	82	----		133465	17.10 L
KDX200	83 - 87	----		133465	17.10 L
KDX200	88	----		133296	17.50 L
KDX200	89 - 94	133573	16.90 L	133319	18.90 L
KDX200	95 - 06	133573	16.90 L	133318	18.90 L
KDX220	97 - 05	133573	16.90 L	133318	18.90 L
KDX250	82 - 84	----		133465	17.10 L
KDX250	91 - 94	133490	24.10 L	133317	18.90 L
KL250 SUPER SHERPA	00 - 10	133489	14.10 L	----	
KLR250	85 - 05	133489	14.10 L	----	
KLX250R	94 - 96	133489	14.10 L	133480	31.90 L
KLX250S	06 - 14	133489	14.10 L	----	
KLX250SF	09 - 10	133489	14.10 L	----	
KX250	82	----		133465	17.10 L
KX250	84 - 86	----		133296	17.50 L
KX250	87	133611	23.95 L	133296	17.50 L
KX250	88 - 89	133608	19.50 L	133296	17.50 L
KX250	90 - 91	133490	24.10 L	133296	17.50 L
KX250	92 - 98	133490	24.10 L	133316	15.90 L
KX250	99 - 04	133572	14.90 L	133315	15.90 L
KX250	05 - 07	133571	15.75 L	133314	15.90 L
KX250F	04	133535	15.90 L	133313	25.90 L
KX250F	05	133534	19.95 L	133442	25.90 L
KX250F	06 - 08	133534	19.95 L	133312	25.90 L
KX250F	09 - 10	133570	22.90 L	133312	25.90 L
KX250F	11 - 12	133569	21.95 L	133311	25.90 L
KX250F	13 - 16	133568	21.95 L	133310	25.90 L
KLX300(R)	97 - 07	133489	14.10 L	133480	31.90 L

MODEL	YEAR	CLUTCH CABLE		THROTTLE CABLE	
<b>KAWASAKI CONTINUED</b>					
KLX400R	03 - 04	133529	17.95 L	133443	18.90 L
KLX400SR	03 - 04	133529	17.95 L	133444	32.50 L
KDX450	82	----		133465	17.10 L
KLX450R	08 - 09	133567	21.95 L	133312	25.90 L
KX450F	06 - 08	133566	21.95 L	133312	25.90 L
KX450F	09 - 12	133565	23.95 L	133311	25.90 L
KX450F	13 - 15	133565	23.95 L	133310	25.90 L
KX500	83	----		133465	17.10 L
KX500	84 - 86	----		133296	17.50 L
KX500	87	133611	23.95 L	133296	17.50 L
KX500	88 - 89	133608	19.50 L	133296	17.50 L
KX500	90 - 04	133490	24.10 L	133296	17.50 L
KL600	84 - 86	133489	14.10 L	----	
KL650 A (KLR)	87 - 07	133488	17.10 L	133295	24.90 L
KL650 E (KLR)	08 - 15	133612	18.50 L	133294	24.90 L
KLX650 C	93 - 96	----		133480	31.90 L
KLX650D1	96	----		133480	31.90 L
KLX650R	93 - 96	----		133480	31.90 L
<b>KTM</b>					
50 SX	06 - 11	----		133328	13.90 L
50 SXS	11	----		133328	13.90 L
JR ADV 50	02 - 03	----		133330	13.90 L
MINI ADV 50	02 - 07	----		133330	13.90 L
SM 50	06	----		133328	13.90 L
SR ADV 50	02 - 07	----		133328	13.90 L
SX 50 MINI	08	----		133330	13.90 L
SX 50 MINI	09 - 16	----		133329	15.90 L
SX PRO JR 50	03 - 08	----		133330	13.90 L
SX PRO JR 50	09	----		133329	15.90 L
SX PRO SR 50	02 - 05	----		133328	13.90 L
SX 60	98 - 00	----		133475	14.50 L
SX 65	98 - 01	----		133475	14.50 L
SX 65	02 - 08	----		133327	15.90 L
SX 65	09 - 16	----		133326	15.90 L
SXS 65	13 - 14	----		133326	15.90 L
XC 65	08	----		133327	15.90 L
XC 65	09	----		133326	15.90 L
SX 85	03 - 16	----		133325	13.90 L
SXS 85	13 - 14	----		133325	13.90 L
XC 85	08 - 09	----		133325	13.90 L
SX 105	06 - 11	----		133325	13.90 L
XC 105	08 - 09	----		133325	13.90 L
EGS 125	98 - 99	----		133325	13.90 L
EXC 125	98 - 09	----		133325	13.90 L
EXE 125	00 - 01	----		133325	13.90 L
SX 125	98 - 16	----		133325	13.90 L
SXS 125	04	----		133325	13.90 L
SX 144	07 - 08	----		133325	13.90 L
SX 150	09 - 16	----		133325	13.90 L

- accessories
- body
- handlebar & grips
- cables & levers**
- exhaust
- engine
- fuel & intake
- electrical & ignition
- clutch
- drive
- bearings
- brakes
- steering & suspension
- tires
- tools & shop

# CABLES & LEVERS

## ALL BALLS DIRT BIKE CABLES (CONTINUED)

- accessories
- body
- handlebar & grips
- cables & levers**
- exhaust
- engine
- fuel & intake
- electrical & ignition
- clutch
- drive
- bearings
- brakes
- steering & suspension
- tires
- tools & shop

MODEL	YEAR	CLUTCH CABLE	THROTTLE CABLE
<b>KTM CONTINUED</b>			
XC 150	10 - 14	----	133325 13.90 L
EXC 200	98 - 05	----	133325 13.90 L
MXC 200	98 - 03	----	133325 13.90 L
SX 200	03 - 04	----	133325 13.90 L
XC 200	06 - 09	----	133325 13.90 L
XC-W 200	06 - 16	----	133325 13.90 L
EGS 250	97 - 98	----	133325 13.90 L
EXC 250	97 - 05	----	133325 13.90 L
EXC-G 250 RACING	02	----	133323 32.50 L
EXC-G 250 RACING	03 - 04	----	133322 32.50 L
FREERIDE 250 R	15 - 16	----	133325 13.90 L
MXC 250	98 - 01	----	133325 13.90 L
SX 250	97 - 16	----	133325 13.90 L
SX-F 250	05 - 15	----	133324 32.50 L
SXS 250	01 - 04	----	133325 13.90 L
XC 250	06 - 16	----	133325 13.90 L
XC-F 250	07 - 15	----	133324 32.50 L
XC-FW 250	07 - 16	----	133324 32.50 L
XC-W 250	06 - 16	----	133325 13.90 L
EGS 300	97 - 99	----	133325 13.90 L
EXC 300	97 - 05	----	133325 13.90 L
MXC 300	97 - 05	----	133325 13.90 L
XC 300	06 - 16	----	133325 13.90 L
XC-W 300	06 - 16	----	133325 13.90 L
XC-W 300 SIX DAYS	15	----	133325 13.90 L
EXC-F 350	13 - 16	----	133324 32.50 L
SX-F 350	11 - 15	----	133324 32.50 L
XC-F 350	11 - 15	----	133324 32.50 L
XC-FW 350	12 - 16	----	133324 32.50 L
XC-FW 350 SIX DAYS	15	----	133324 32.50 L
EXC 360	97	----	133325 13.90 L
MXC 360	97	----	133325 13.90 L
EXC 380	98 - 02	----	133325 13.90 L
MXC 380	98 - 01	----	133325 13.90 L
SX 380	00 - 02	----	133325 13.90 L
EXC 400	00 - 02	----	133323 32.50 L
EXC-G 400	04 - 06	----	133322 32.50 L
MXC 400	01 - 02	----	133323 32.50 L
SX 400	00 - 02	----	133323 32.50 L
XC-W 400	07	----	133322 32.50 L
XC-W 400	09 - 10	----	133324 32.50 L
EXC 450	03 - 07	----	133322 32.50 L
EXC 450	09 - 11	----	133324 32.50 L
EXC-G 450	05 - 06	----	133322 32.50 L
EXC-R 450	08	----	133324 32.50 L
MXC-G 450	03 - 05	----	133322 32.50 L

MODEL	YEAR	CLUTCH CABLE	THROTTLE CABLE
<b>KTM CONTINUED</b>			
SMR 450	05 - 07	----	133322 32.50 L
SMS 450	04	----	133322 32.50 L
SX 450	03 - 06	----	133322 32.50 L
SX-F 450	07 - 15	----	133324 32.50 L
SXS 450	03 - 04	----	133322 32.50 L
XC 450	04 - 07	----	133322 32.50 L
XC-F 450	08 - 15	----	133324 32.50 L
XCR-W 450	08	----	133324 32.50 L
XC-W 450	07	----	133322 32.50 L
XC-W 450	08 - 16	----	133324 32.50 L
EXC 500	12 - 16	----	133324 32.50 L
XC-W 500	12 - 16	----	133324 32.50 L
SX-F 505	08	----	133324 32.50 L
XC-F 505	08 - 09	----	133324 32.50 L
EXC 520	00 - 02	----	133323 32.50 L
MXC 520	01 - 02	----	133323 32.50 L
SX 520	00 - 02	----	133323 32.50 L
EXC 525	03 - 07	----	133322 32.50 L
MXC-G 525	03 - 05	----	133322 32.50 L
SMR 525	05	----	133322 32.50 L
SX 525	03 - 06	----	133322 32.50 L
XC 525	06 - 07	----	133322 32.50 L
XC-W 525	07	----	133322 32.50 L
EXC 530	10 - 11	----	133324 32.50 L
EXC-R 530	08 - 09	----	133324 32.50 L
XCR-W 530	08	----	133324 32.50 L
XC-W 530	09 - 11	----	133324 32.50 L
SXS 540	01 - 02	----	133323 32.50 L
SXS 540	03 - 06	----	133322 32.50 L
SMR 560	06 - 07	----	133322 32.50 L
SMC 625	04 - 06	----	133322 32.50 L
SXC 625	04	----	133322 32.50 L
660 RALLY FACTORY REPL.	06	----	133323 32.50 L
660 RALLY FACTORY REPL.	07	----	133322 32.50 L
660 RALLYE	02 - 05	----	133323 32.50 L
690 RALLY FACTORY REPL.	08 - 09	----	133322 32.50 L
ENDURO R 690	09 - 13	----	133484 26.90 L
SMC 690	09 - 10	----	133484 26.90 L
SUPERMOTO 690	07	----	133484 26.90 L

## ALL BALLS DIRT BIKE CABLES (CONTINUED)

MODEL	YEAR	CLUTCH CABLE		THROTTLE CABLE	
<b>SUZUKI</b>					
RM60	03	133590	11.05 L	133463	13.10 L
RM65	03 - 05	133591	11.05 L	133463	13.10 L
RM80	86 - 01	133544	19.90 L	133396	12.90 L
RM85	02 - 15	133544	19.90 L	133396	12.90 L
RM85L	03 - 15	133544	19.90 L	133396	12.90 L
RM100	03	133543	13.90 L	133462	15.90 L
DRZ110	03 - 05	----		133464	13.10 L
DR125	86 - 88	133541	19.95 L	----	
DR125SE	94 - 96	133541	19.95 L	133397	15.95 L
DR-Z125	03 - 14	133542	13.90 L	133321	11.90 L
DR-Z125L	03 - 14	133542	13.90 L	133321	11.90 L
RM125	86 - 87	133537	20.95 L	----	
RM125	88 - 91	133537	20.95 L	133398	15.95 L
RM125	92 - 93	133536	19.90 L	133398	15.95 L
RM125	94	133540	19.95 L	133398	15.95 L
RM125	95 - 97	133540	19.95 L	133399	15.95 L
RM125	98 - 00	133539	13.50 L	133399	15.95 L
RM125	01 - 03	133538	16.90 L	133400	13.90 L
RM125	04 - 08	133700	TBA	133400	13.90 L
SP125	86 - 88	133541	19.95 L	----	
DR200	86 - 88	133541	19.95 L	----	
DR200 SE	96 - 09	133541	19.95 L	133397	15.95 L
SP200	86 - 88	133541	19.95 L	----	
DR250	90 - 93	133531	18.90 L	133471	35.90 L
DR250S	90 - 92	133531	18.90 L	----	
DR250S	93	133531	18.90 L	133434	29.90 L
DR250S	94 - 95	133530	14.95 L	133434	29.90 L
DRZ250 CA MODEL CV CARB	01 - 07	133614	14.50 L	133473	35.90 L
DRZ250 NON CA MODELS PUMPER CARB	01 - 07	133614	14.50 L	133472	35.90 L
RM250	82 - 85	----		133398	15.95 L
RM250	86 - 89	133537	20.95 L	133398	15.95 L
RM250	90 - 92	133536	19.90 L	133398	15.95 L
RM250	93	133536	19.90 L	133401	15.95 L
RM250	94	133540	19.95 L	133401	15.95 L
RM250	95	133540	19.95 L	133398	15.95 L
RM250	96	133539	13.50 L	133398	15.95 L
RM250	97 - 00	133539	13.50 L	133399	15.95 L
RM250	01 - 03	133538	16.90 L	133400	13.90 L
RM250	04 - 08	133700	TBA	133400	13.90 L
RMX250	89	133537	20.95 L	133398	15.95 L
RMX250	90 - 92	133536	19.90 L	133398	15.95 L
RMX250	93 - 99	133536	19.90 L	133401	15.95 L
RMZ250	04	133535	15.90 L	133313	25.90 L

MODEL	YEAR	CLUTCH CABLE		THROTTLE CABLE	
<b>SUZUKI CONTINUED</b>					
RMZ250	05 - 06	133534	19.95 L	133442	25.90 L
RMZ250	07	133533	18.75 L	133313	25.90 L
RMZ250	08 - 09	133533	18.75 L	133309	24.90 L
RMZ250	10 - 15	133532	22.95 L	133309	24.90 L
DR350	90 - 94	133531	18.90 L	133471	35.90 L
DR350	95 - 96	133530	14.95 L	133471	35.90 L
DR350	97 - 99	133531	18.90 L	133471	35.90 L
DR350SE	90 - 93	133531	18.90 L	----	
DR350SE	94 - 99	133530	14.95 L	133434	29.90 L
DRZ400E	00 - 03	133529	17.95 L	133443	18.90 L
DRZ400E CA MODEL CV CARB	04 - 07	133529	17.95 L	133444	32.50 L
DRZ400E NON CA MODELS PUMPER CARB	04 - 07	133529	17.95 L	133443	18.90 L
DRZ400K	00 - 03	133529	17.95 L	133443	18.90 L
DRZ400S	00 - 15	133529	17.95 L	133444	32.50 L
DRZ400SM	05 - 15	133529	17.95 L	133444	32.50 L
RMX450	10 - 11	133528	23.95 L	133309	24.90 L
RMZ450	05 - 07	133527	22.95 L	133313	25.90 L
RMZ450	08 - 12	133527	22.95 L	133309	24.90 L
RMZ450	13 - 15	133527	22.95 L	133470	35.90 L
RM500	83 - 84	----		133398	15.95 L
DR650SE	92 - 95	----		133434	29.90 L
DR650SE	96 - 14	133526	23.90 L	133445	32.50 L
<b>YAMAHA</b>					
PW50	82 - 02	----		133469	15.90 L
PW50	03 - 16	----		133341	25.95 L
YZ80	83	----		133454	14.90 L
YZ80	84 - 92	133525	13.10 L	133454	14.90 L
YZ80	93 - 96	133609	16.90 L	133453	11.50 L
YZ80	97 - 01	133524	13.10 L	133453	11.50 L
YZ85	02 - 16	133524	13.10 L	133342	11.05 L
TTR90	00 - 07	----		133343	11.05 L
TT125	00	133602	20.90 L	133454	14.90 L
TTR125 DRUM BRAKE	00 - 07	133602	20.90 L	133454	14.90 L
TTR125 DRUM BRAKE	08 - 09	133602	20.90 L	----	
TTR125L DISC BRAKE	00 - 07	133602	20.90 L	133454	14.90 L
TTR125L DISC BRAKE	08 - 15	133602	20.90 L	----	
YZ125	77 - 79	----		133349	24.95 L
YZ125	83	----		133455	18.90 L
YZ125	84	----		133351	16.95 L

- accessories
- body
- handlebar & grips
- cables & levers**
- exhaust
- engine
- fuel & intake
- electrical & ignition
- clutch
- drive
- bearings
- brakes
- steering & suspension
- tires
- tools & shop

# CABLES & LEVERS

## ALL BALLS DIRT BIKE CABLES (CONTINUED)

- accessories
- body
- handlebar & grips
- cables & levers**
- exhaust
- engine
- fuel & intake
- electrical & ignition
- clutch
- drive
- bearings
- brakes
- steering & suspension
- tires
- tools & shop

MODEL	YEAR	CLUTCH CABLE	THROTTLE CABLE
<b>YAMAHA CONTINUED</b>			
YZ125	85	----	133455 18.90 L
YZ125	86	133601 21.90 L	----
YZ125	87 - 88	133601 21.90 L	133455 18.90 L
YZ125	89 - 93	133522 19.95 L	133344 15.95 L
YZ125	94	133523 16.90 L	133344 15.95 L
YZ125	95	133523 16.90 L	133345 13.95 L
YZ125	96 - 98	133523 16.90 L	133346 15.95 L
YZ125	99 - 04	133523 16.90 L	133347 15.95 L
YZ125	05 - 06	133600 19.95 L	133347 15.95 L
YZ125	07 - 16	133600 19.95 L	133348 13.95 L
IT175	77 - 79	----	133349 24.95 L
IT175	82 - 83	----	133455 18.90 L
BW200	85 - 88	133521 15.95 L	----
IT200	84 - 86	----	133455 18.90 L
TW200 TRAIL-WAY	87 - 00	133521 15.95 L	133440 25.95 L
TW200 TRAIL-WAY	01 - 16	133521 15.95 L	----
WR200	92	133522 19.95 L	133432 18.50 L
TT225	86 - 87	----	133441 29.50 L
TTR225	99 - 04	133520 20.95 L	133350 16.95 L
XT225	92 - 95	133521 15.95 L	133350 16.95 L
XT225	96 - 00	133520 20.95 L	133350 16.95 L
XT225	01 - 07	133613 22.50 L	133435 29.90 L
TTR230	05 - 14	133519 20.95 L	133439 25.95 L
TTR230	15	----	133439 25.95 L
IT250	77 - 80	----	133349 24.95 L
TTR250	99 - 06	133597 19.95 L	133440 25.95 L
WR250	91	133595 22.50 L	----
WR250	92 - 96	133595 22.50 L	133351 16.95 L
WR250	97	133595 22.50 L	----
WR250F	01 - 02	133511 16.90 L	133438 26.95 L
WR250F	03 - 06	133511 16.90 L	133436 25.95 L
WR250F	07 - 14	133511 16.90 L	133433 25.50 L
WR250F	15	133701 TBA	133487 24.95 L
WR250R DUAL SPORT	08 - 16	133518 16.90 L	----
WR250X SUPERMOTO	08 - 11	133518 16.90 L	----
XT250	84	----	133440 25.95 L
XT250	08 - 16	133517 15.90 L	----
YZ250	77 - 80	----	133349 24.95 L
YZ250	83 - 87	133596 16.90 L	133351 16.95 L
YZ250	88	133595 22.50 L	133351 16.95 L
YZ250	89 - 94	133595 22.50 L	133344 15.95 L
YZ250	95	133595 22.50 L	133345 13.95 L
YZ250	96 - 98	133595 22.50 L	133346 15.95 L
YZ250	99	133516 18.95 L	133347 15.95 L

MODEL	YEAR	CLUTCH CABLE	THROTTLE CABLE
<b>YAMAHA CONTINUED</b>			
YZ250	00 - 03	133516 18.95 L	133352 13.95 L
YZ250	04	133515 17.90 L	133352 13.95 L
YZ250	05	133514 16.95 L	133352 13.95 L
YZ250	06 - 14	133514 16.95 L	133348 13.95 L
YZ250	15 - 16	----	133348 13.95 L
YZ250F	01 - 02	133511 16.90 L	133438 26.95 L
YZ250F	03 - 05	133593 16.05 L	133436 25.95 L
YZ250F	06	133594 17.90 L	133436 25.95 L
YZ250F	07 - 08	133594 17.90 L	133433 25.50 L
YZ250F	09 - 13	133513 18.95 L	133433 25.50 L
YZ250F	14 - 16	133616 16.05 L	133487 24.95 L
YZ250FX	15	133701 TBA	133487 24.95 L
YZ250X	16	----	133348 13.95 L
BW350	87 - 88	133512 14.90 L	133441 29.50 L
TT350	86 - 87	133512 14.90 L	133440 25.95 L
XT350	85 - 00	133512 14.90 L	133440 25.95 L
IT400	79	----	133349 24.95 L
WR400F	98 - 99	----	133441 29.50 L
WR400F	00	133511 16.90 L	133438 26.95 L
YZ400	79	----	133349 24.95 L
YZ400F	98 - 99	----	133441 29.50 L
IT425	80	----	133349 24.95 L
WR426F	01 - 02	133511 16.90 L	133438 26.95 L
YZ426F	00 - 02	133511 16.90 L	133438 26.95 L
WR450F	03 - 06	133510 19.50 L	133436 25.95 L
WR450F	07 - 11	133509 19.50 L	133433 25.50 L
WR450F	12 - 15	133509 19.50 L	133437 26.95 L
YZ450F	03	133599 20.50 L	133436 25.95 L
YZ450F	04 - 05	133593 16.05 L	133436 25.95 L
YZ450F	06 - 08	133508 15.50 L	133436 25.95 L
YZ450F	09	133598 18.05 L	133436 25.95 L
YZ450F	10 - 13	133507 19.50 L	133446 25.90 L
YZ450F	14 - 16	133616 16.05 L	133486 24.95 L
YZ465	80	----	133349 24.95 L
YZ490	83	133596 16.90 L	133351 16.95 L
YZ490	84 - 90	133596 16.90 L	133432 18.50 L
WR500	92 - 93	----	133351 16.95 L
XT600	90 - 95	----	133441 29.50 L

## PRO X DIRT BIKE CABLES



- Use of high quality materials for the best quality
- the best replacement for your original cable
- Long life and the perfect control
- Easy to install



MODEL	YEAR	THROTTLE CABLE		YEAR	CLUTCH CABLE	
<b>HONDA</b>						
Z-50 R	86-99	114370	19.11 G	---	---	
XR 50 R	00-03	114370	19.11 G	---	---	
CRF 50 F	04-12	114370	19.11 G	---	---	
XR 70 R	97-03	114369	18.52 G	---	---	
CRF 70 F	04-12	114369	18.52 G	---	---	
XR 80 R	83-85	114423	10.83 G	79-03	114480	9.70 G
	86-03	114343	11.86 G	---	---	
CRF 80 F	04-13	114343	11.86 G	04-13	114480	9.70 G
CR 80 (79CC)	84-95	114423	10.83 G	80-02	114481	11.71 G
	96-02	114424	10.83 G	---	---	
CR 80 (82CC)	84-95	114423	10.83 G	80-02	114481	11.71 G
	96-02	114424	10.83 G	---	---	
CR 85	03-07	114424	10.83 G	03-07	114481	11.71 G
XR 100 R	86-03	114344	15.63 G	81-84	114479	11.27 G
	---	---	---	85-03	114480	9.70 G
CRF 100 F	04-13	114344	15.63 G	04-13	114480	9.70 G
CR 125	84	114425	15.63 G	84-86	114522	16.56 G
CR 125	'85-89	114467	12.64 G	84-86	114522	16.56 G
CR 125	'85-89	114467	12.64 G	87-97	114483	15.58 G
CR 125	'85-89	114467	12.64 G	87-97	114483	15.58 G
CR 125	'85-89	114467	12.64 G	87-97	114483	15.58 G
	90-92	114466	17.59 G	---	---	
CR 125	90-92	114466	17.59 G	87-97	114483	15.58 G
	93-99	114425	15.63 G	98-99	114484	18.52 G
	00-03	114345	15.63 G	00-03	114483	15.58 G
CR 125	04-07	114346	15.63 G	04-07	114482	18.13 G
CR 125	04-07	114346	15.63 G	04-07	114482	18.13 G
XL 125	---	---	---	79-84	114485	10.83 G
CRF 150 F	03-16	114347	19.50 G	03-05	114487	13.62 G
			0 0	06-16	114486	13.62 G
CRF 150 R	07-16	114348	15.63 G	07-16	114379	11.66 G
CRF 150 R	07-16	114348	15.63 G	07-16	114379	11.66 G
XR 200	---	---	---	80-84	114485	10.83 G
XR 200 R	81-83	114467	12.64 G	81-83 + '86-02	114485	10.83 G
	84-85	114426	12.25 G	---	---	
	86-02	114427	19.50 G	---	---	
CRF 230 F	03-16	114428	24.40 G	03-16	114487	13.62 G
CRF 230 L	08-09	114430	24.40 G	08-09	114488	10.83 G
CR 250	84 + '90-04	114425	15.63 G	84-97	114502	13.23 G
	85	114467	12.64 G	---	---	
CR 250	86-89	114431	10.83 G	84-97	114502	13.23 G
	90-04	114425	15.63 G	---	---	
CR 250	90-04	114425	15.63 G	84-97	114502	13.23 G
	---	---	---	98-07	114380	15.58 G
CR 250	90-04	114425	15.63 G	98-07	114380	15.58 G
CR 250	05-07	114345	15.63 G	98-07	114380	15.58 G
CRF 250 R	04-09	114349	18.13 G	04-07	114382	13.62 G
CRF 250 R	04-09	114349	18.13 G	08-09	114381	13.67 G
CRF 250 R	10-13	114350	18.13 G	10-13	114414	15.29 G
CRF 250 R	14-15	114341	18.13 G	14-16	114413	15.73 G
CRF 250 R	---	---	---	14-16	114413	15.73 G

- accessories
- body
- handlebar & grips
- cables & levers**
- exhaust
- engine
- fuel & intake
- electrical & ignition
- clutch
- drive
- bearings
- brakes
- steering & suspension
- tires
- tools & shop

## PRO X DIRT BIKE CABLES CONTINUED

MODEL	YEAR	THROTTLE CABLE		YEAR	CLUTCH CABLE	
<b>HONDA CONTINUED</b>						
CRF 250 X	04-16	114349	18.13 G	04-07	114383	14.60 G
	----	----		08-16	114382	13.62 G
XR 250 R	86-95	114471	25.38 G	86-95	114489	18.13 G
	96-04	114432	24.40 G	96-04	114510	14.65 G
XR 350 R	83-84	114433	24.40 G	----	----	
XR 400 R	96-04	114465	29.35 G	96-04	114511	21.07 G
CRF 450 R	02-08	114349	18.13 G	02-08	114383	14.60 G
CRF 450 R	09-16	114350	18.13 G	09-12	114414	15.29 G
CRF 450 R	09-16	114350	18.13 G	13-14	114415	25.43 G
	----	----		15-16	114412	15.73 G
CRF 450 X	05-16	114349	18.13 G	05-16	114416	15.58 G
CR 500	84	114425	15.63 G	84-01	114502	13.23 G
	85-89	114431	10.83 G	----	----	
	90-01	114425	15.63 G	----	----	
XR 600 R	85-87	114433	24.40 G	85-00	114513	15.73 G
	88-00	114434	31.26 G	----	----	
XR 650 L	93-16	114436	31.26 G	93-16	114513	15.73 G
XR 650 R	00-07	114435	31.26 G	00-07	114514	16.42 G
<b>HUSABERG</b>						
TE 125	12-14	114359	13.62 G	----	----	
TE 250	11-14	114359	13.62 G	----	----	
FE 250	13-14	114358	31.85 G	----	----	
FE 250	13-14	114358	31.85 G	----	----	
TE 300	11-14	114359	13.62 G	----	----	
FE 350	13-14	114358	31.85 G	----	----	
FE 450	04-08	114441	31.85 G	----	----	
FE 450	14	114358	31.85 G	----	----	
FE 501	14	114358	31.85 G	----	----	
FE 550	07-08	114441	31.85 G	----	----	
FE 650	04-08	114441	31.85 G	----	----	
FS 650	04-08	114441	31.85 G	----	----	
<b>HUSQVARNA</b>						
TC 85	14-16	114359	13.62 G	----	----	
CR / WR 125	00-08	114448	15.19 G	00-07	114521	25.53 G
TC 125	14-16	114359	13.62 G	----	----	
TE 125	14-16	114359	13.62 G	----	----	
CR / WR 250	00-13	114448	15.19 G	00-12	114422	25.97 G
TC 250	14-16	114359	13.62 G	----	----	
TE 250	14-16	114359	13.62 G	----	----	
TC 250	03-04	114474	29.30 G	----	----	
	05-10	114446	25.38 G	----	----	
TC 250	05-10	114446	25.38 G	----	----	
	11	114445	17.59 G	----	----	
TE 250	05-07	114446	25.38 G	----	----	
	08-09	114476	31.85 G	----	----	
TE 250	10-12	114445	17.59 G	----	----	
TXC 250	08-09	114446	25.38 G	----	----	
TXC 250	10-13	114445	17.59 G	----	----	
TXC 250	10-13	114445	17.59 G	----	----	
FC 250	14-15	114358	31.85 G	----	----	
FE 250	14-16	114358	31.85 G	----	----	
WR 300	09-13	114448	15.19 G	09-12	114422	25.97 G
TE 300	14-16	114359	13.62 G	----	----	
TE 310	09	114476	31.85 G	----	----	
	10	114446	25.38 G	----	----	
TE 310	11-13	114445	17.59 G	----	----	
TXC 310	12-13	114445	17.59 G	----	----	
FC 350	14-15	114358	31.85 G	----	----	
FE 350	14-16	114358	31.85 G	----	----	
TC 449	11-13	114447	21.07 G	----	----	



## PRO X DIRT BIKE CABLES CONTINUED

MODEL	YEAR	THROTTLE CABLE	YEAR	CLUTCH CABLE
<b>HUSQVARNA (CONTINUED)</b>				
TE 449	11-13 TE + TXC449	114447 21.07 G	----	----
TC 450	03-04	114474 29.30 G	----	----
	05-10	114446 25.38 G	----	----
TC 450	05-10	114446 25.38 G	----	----
TE 450	03-04	114474 29.30 G	----	----
	05-07	114446 25.38 G	----	----
TE 450	05-07	114477 TBA	----	----
	08-10	114476 31.85 G	----	----
TXC 450	08-10	114446 25.38 G	----	----
SMR 450	05-07	114446 25.38 G	----	----
	08-09	114476 31.85 G	----	----
FC 450	14-15	114358 31.85 G	----	----
FE 450	14-16	114358 31.85 G	----	----
FS 450	15	114358 31.85 G	----	----
FE 501	14-16	114358 31.85 G	----	----
TC 510	05-09	114446 25.38 G	----	----
TC 510	05-09	114446 25.38 G	----	----
TE 510	09-10	114476 31.85 G	----	----
TXC 510	08-10	114446 25.38 G	----	----
SMR 510	05-07	114446 25.38 G	----	----
	08-09	114476 31.85 G	----	----
TE 511	12 TE + TXC511	114447 21.07 G	----	----
<b>KAWASAKI</b>				
KX 60	88-04	114469 12.84 G	88-04	114515 10.83 G
KX 65	00-16	114469 12.84 G	00-16	114516 10.83 G
KDX 80	87-88	114468 15.58 G	----	----
KX 80 (79CC)	91	114468 15.58 G	91	114503 13.62 G
KX 80 (79CC)	87-00	114468 15.58 G	89-00	114503 13.62 G
KX 80 (82CC)	87-00	114468 15.58 G	89-00	114503 13.62 G
KX 80 (82CC)	87-00	114468 15.58 G	89-00	114503 13.62 G
KX 85	01-13	114468 15.58 G	01-13	114503 13.62 G
KX 100	95-13	114468 15.58 G	95-13	114503 13.62 G
KX 125	82-87	114470 16.76 G	----	----
KX 125	82-87	114470 16.76 G	----	----
KX 125	88-91	114429 17.15 G	88-93	114509 18.52 G
KX 125	88-91	114429 17.15 G	88-93	114509 18.52 G
KX 125	88-91	114429 17.15 G	88-93	114509 18.52 G
KX 125	92-98	114437 15.58 G	88-93	114509 18.52 G
KX 125	92-98	114437 15.58 G	94	114523 18.13 G
KX 125	92-98	114437 15.58 G	95-96	114508 17.59 G
	----	----	97-98	114507 17.54 G
KX 125	92-98	114437 15.58 G	97-98	114507 17.54 G
	99-05	114357 15.58 G	99	114506 14.21 G
	----	----	00-02	114410 14.21 G
	----	----	04-05	114408 15.29 G
KX 125	99-08	114357 15.58 G	03	114409 15.63 G
KDX 200	83-87	114470 16.76 G	89-06	114505 16.56 G
	88	114429 17.15 G	----	----
	89-94	114440 18.52 G	----	----
	95-06	114439 18.52 G	----	----
KDX 220 R	97-05	114439 18.52 G	97-05	114505 16.56 G
KDX 250 E	91-94	114438 18.52 G	91-94	114478 23.62 G
KX 250	84-91	114429 17.15 G	87	114526 23.47 G
	----	----	88-89	114524 19.11 G
KX 250	84-91	114429 17.15 G	90-98	114478 23.62 G
KX 250	92-98	114437 15.58 G	90-98	114478 23.62 G
	99-04	114357 15.58 G	99-04	114407 14.60 G
KX 250	05-08	114356 15.58 G	05-08	114406 15.44 G
KX 250 F	04	114355 25.38 G	04	114397 15.58 G
	05	114375 25.38 G	05-08	114396 19.55 G

- accessories
- body
- handlebar & grips
- cables & levers**
- exhaust
- engine
- fuel & intake
- electrical & ignition
- clutch
- drive
- bearings
- brakes
- steering & suspension
- tires
- tools & shop

## PRO X DIRT BIKE CABLES CONTINUED

MODEL	YEAR	THROTTLE CABLE		YEAR	CLUTCH CABLE	
<b>KAWASAKI CONTINUED</b>						
KX 250 F	06-10	<b>114354</b>	<b>25.38</b> G	05-08	<b>114396</b>	<b>19.55</b> G
	----	----		09-10	<b>114405</b>	<b>22.44</b> G
KX 250 F	06-10	<b>114354</b>	<b>25.38</b> G	09-10	<b>114405</b>	<b>22.44</b> G
KX 250 F	11-12	<b>114353</b>	<b>25.38</b> G	11-12	<b>114404</b>	<b>21.51</b> G
	13-16	<b>114352</b>	<b>25.38</b> G	13-16	<b>114403</b>	<b>21.51</b> G
KX 250 F	13-16	<b>114352</b>	<b>25.38</b> G	13-16	<b>114403</b>	<b>21.51</b> G
KLX 400 R	03	<b>114461</b>	<b>18.52</b> G	03	<b>114497</b>	<b>17.59</b> G
KX 450 F	06-08	<b>114354</b>	<b>25.38</b> G	06-08	<b>114402</b>	<b>21.51</b> G
KX 450 F	09-12	<b>114353</b>	<b>25.38</b> G	09-15	<b>114401</b>	<b>23.47</b> G
KX 450 F	13-15	<b>114352</b>	<b>25.38</b> G	09-15	<b>114401</b>	<b>23.47</b> G
KLX 450 R	08-15	<b>114354</b>	<b>25.38</b> G	08-15	<b>114504</b>	<b>21.51</b> G
KX 500	84-04	<b>114429</b>	<b>17.15</b> G	88-89	<b>114524</b>	<b>19.11</b> G
	----	----		90-04	<b>114478</b>	<b>23.62</b> G
<b>KTM</b>						
KTM 50 ADVENTURE	02-07	<b>114444</b>	<b>13.62</b> G	----	----	
KTM 50 SX	06-07	<b>114444</b>	<b>13.62</b> G	----	----	
KTM 50 SX	10-11	<b>114444</b>	<b>13.62</b> G	----	----	
KTM 60 SX	98-00	<b>114475</b>	<b>14.21</b> G	----	----	
KTM 65 SX	98-01	<b>114475</b>	<b>14.21</b> G	----	----	
	02-08	<b>114443</b>	<b>15.58</b> G	----	----	
KTM 65 SX	09-16	<b>114360</b>	<b>15.58</b> G	----	----	
KTM 85 SX	03-16	<b>114359</b>	<b>13.62</b> G	----	----	
KTM 105 SX	04-11	<b>114359</b>	<b>13.62</b> G	----	----	
KTM 125 SX - EXC	98-16	<b>114359</b>	<b>13.62</b> G	----	----	
KTM 125 SX	98-16	<b>114359</b>	<b>13.62</b> G	----	----	
KTM 125 SX	98-16	<b>114359</b>	<b>13.62</b> G	----	----	
KTM 144 SX	08	<b>114359</b>	<b>13.62</b> G	----	----	
KTM 150 SX	09-16	<b>114359</b>	<b>13.62</b> G	----	----	
KTM 150 SX	09-16	<b>114359</b>	<b>13.62</b> G	----	----	
KTM 200 SX	03-05	<b>114359</b>	<b>13.62</b> G	----	----	
KTM 200 EXC	98-16	<b>114359</b>	<b>13.62</b> G	----	----	
KTM 250 SX - EXC	97-16	<b>114359</b>	<b>13.62</b> G	----	----	
KTM 250 EXC	97-16	<b>114359</b>	<b>13.62</b> G	----	----	
KTM 250 EXC RACING	03-06	<b>114441</b>	<b>31.85</b> G	----	----	
KTM 250 SX-F	06-15	<b>114358</b>	<b>31.85</b> G	----	----	
KTM 250 EXC-F	07-16	<b>114358</b>	<b>31.85</b> G	----	----	
KTM 300 EXC	97-16	<b>114359</b>	<b>13.62</b> G	----	----	
KTM 350 SX-F	11-15	<b>114358</b>	<b>31.85</b> G	----	----	
KTM 350 EXC-F	12-16	<b>114358</b>	<b>31.85</b> G	----	----	
KTM 360 SX - EXC	97	<b>114359</b>	<b>13.62</b> G	----	----	
KTM 380 SX - EXC	00-02 SX / '98-02 EXC	<b>114359</b>	<b>13.62</b> G	----	----	
KTM 400 EXC	09-11	<b>114358</b>	<b>31.85</b> G	----	----	
KTM 450 SX RACING	03-06	<b>114441</b>	<b>31.85</b> G	----	----	
KTM 450 SX-F	07-15	<b>114358</b>	<b>31.85</b> G	----	----	
KTM 450 EXC RACING	03-07	<b>114441</b>	<b>31.85</b> G	----	----	
KTM 450 EXC-R	08-16	<b>114358</b>	<b>31.85</b> G	----	----	
KTM 450 EXC	08-16	<b>114358</b>	<b>31.85</b> G	----	----	
KTM 450 SM-R	05-07	<b>114441</b>	<b>31.85</b> G	----	----	
KTM 450 SM-R	13-14	<b>114358</b>	<b>31.85</b> G	----	----	
KTM 500 EXC	12-16	<b>114358</b>	<b>31.85</b> G	----	----	
KTM 505 SX-F	08	<b>114358</b>	<b>31.85</b> G	----	----	
KTM 505 XC-F	09	<b>114358</b>	<b>31.85</b> G	----	----	
KTM 520 SX - EXC	00-02	<b>114442</b>	<b>31.85</b> G	----	----	
KTM 525 SX - EXC RACING	03-07	<b>114441</b>	<b>31.85</b> G	----	----	
KTM 525 SM-R	05	<b>114441</b>	<b>31.85</b> G	----	----	
KTM 530 EXC-R	08-11	<b>114358</b>	<b>31.85</b> G	----	----	
KTM 560 SM-R	06-07	<b>114441</b>	<b>31.85</b> G	----	----	
KTM 625 SXC	04	<b>114441</b>	<b>31.85</b> G	----	----	
RM 60	03	<b>114469</b>	<b>12.84</b> G	03	<b>114515</b>	<b>10.83</b> G

## PRO X DIRT BIKE CABLES CONTINUED

MODEL	YEAR	THROTTLE CABLE		YEAR	CLUTCH CABLE	
<b>SUZUKI</b>						
RM 65	03-05	114469	12.84 G	03-05	114516	10.83 G
RM 80	86-01	114454	12.64 G	86-01	114400	19.50 G
RM 80 (79CC)	86-01	114454	12.64 G	86-01	114400	19.50 G
RM 80 (82CC)	86-01	114454	12.64 G	86-01	114400	19.50 G
RM 85	02-16	114454	12.64 G	02-16	114400	19.50 G
RM 100	03	114468	15.58 G	03	114503	13.62 G
RM 125	----	----		86-91	114501	20.53 G
RM 125	----	----		86-91	114501	20.53 G
RM 125	88-94	114455	15.63 G	86-91	114501	20.53 G
RM 125	88-94	114455	15.63 G	86-91	114501	20.53 G
RM 125	88-94	114455	15.63 G	86-91	114501	20.53 G
	95-00	114456	15.63 G	92-93	114500	19.50 G
	----	----		94-97	114399	19.55 G
	----	----		98-00	114502	13.23 G
RM 125	98-00	114456	15.63 G	98-00	114502	13.23 G
	01-08	114342	13.62 G	01-03	114398	16.56 G
RM 125	01-08	114342	13.62 G	04-08	114512	15.73 G
RM 250	82-92	114455	15.63 G	----	----	
RM 250	82-92	114455	15.63 G	86-89	114501	20.53 G
RM 250	82-92	114455	15.63 G	86-89	114501	20.53 G
	93-94	114457	15.63 G	90-93	114500	19.50 G
	95-96	114455	15.63 G	94-95	114399	19.55 G
RM 250	95-96	114455	15.63 G	96-00	114502	13.23 G
	97-00	114456	15.63 G	----	----	
RM 250	97-00	114456	15.63 G	96-00	114502	13.23 G
	01-08	114342	13.62 G	01-03	114398	16.56 G
RM 250	01-08	114342	13.62 G	01-03	114398	16.56 G
	----	----		04-08	114512	15.73 G
RMX 250	89-92	114455	15.63 G	89	114501	20.53 G
	93-98	114457	15.63 G	90-98	114500	19.50 G
RM-Z 250	04	114355	25.38 G	04	114397	15.58 G
	05-06	114375	25.38 G	05-06	114396	19.55 G
RM-Z 250	07	114355	25.38 G	07-09	114395	18.38 G
	08-16	114351	24.40 G	----	----	
RM-Z 250	08-16	114351	24.40 G	10-16	114394	22.49 G
DR 350	90-99	114473	35.18 G	90-94	114499	18.52 G
	----	----		95-96	114498	14.65 G
	----	----		97-99	114499	18.52 G
DR-Z 400	00-03	114461	18.52 G	00-16	114497	17.59 G
	DRZ400K					
	00-07	114461	18.52 G	----	----	
	DRZ400E					
	FCR39					
	CARB.					
	04-07	114462	31.85 G	----	----	
	DRZ400E					
	BSR36					
	CARB.					
	00-15	114462	31.85 G	----	----	
	DRZ400S					
	05-16	114462	31.85 G	----	----	
	DRZ400SM					
RM-Z 450	05-07	114355	25.38 G	05-16	114393	22.49 G
RM-Z 450	08-12	114351	24.40 G	----	----	
RM-Z 450	13-16	114378	35.18 G	05-16	114393	22.49 G
RMX 450 Z	10-16	114351	24.40 G	10-16	114496	23.47 G
<b>YAMAHA</b>						
PW 50	82-02	114472	15.58 G	----	----	
	03-16	114361	25.43 G	----	----	
YZ 80	83-92	114463	14.60 G	84-92	114495	12.84 G
YZ 80 (79CC)	93-01	114377	11.27 G	93-96	114525	16.56 G
	----	----		97-01	114392	12.84 G

- accessories
- body
- handlebar & grips
- cables & levers**
- exhaust
- engine
- fuel & intake
- electrical & ignition
- clutch
- drive
- bearings
- brakes
- steering & suspension
- tires
- tools & shop

## PRO X DIRT BIKE CABLES CONTINUED

MODEL	YEAR	THROTTLE CABLE		YEAR	CLUTCH CABLE	
<b>YAMAHA CONTINUED</b>						
YZ 80 (82CC)	93-01	114377	11.27 G	93-96	114525	16.56 G
		----		97-01	114392	12.84 G
YZ 85	02-16	114362	10.83 G	02-16	114392	12.84 G
TT-R 125	00-07	114463	14.60 G	00-16	114520	20.48 G
YZ 125	77-79	114452	24.45 G	----	----	
YZ 125	83 + '87-88	114464	18.52 G	----	----	
YZ 125	84	114365	16.61 G	----	----	
YZ 125	83 + '87-88	114464	18.52 G	86-88	114519	21.46 G
YZ 125	89-94	114449	15.63 G	89-93	114494	19.55 G
YZ 125	89-94	114449	15.63 G	89-93	114494	19.55 G
YZ 125	89-94	114449	15.63 G	94-04	114391	16.56 G
	95	114450	13.67 G	----	----	
	96-98	114451	15.63 G	----	----	
YZ 125	96-98	114451	15.63 G	94-04	114391	16.56 G
	99-06	114363	15.63 G			
YZ 125	99-06	114363	15.63 G	94-04	114391	16.56 G
YZ 125	99-06	114363	15.63 G	05-16	114421	19.55 G
	07-16	114364	13.67 G	----	----	
XT 225	92-00	114453	16.61 G	92-95	114493	15.63 G
	01-07	114459	29.30 G	96-00	114492	20.53 G
	----	----		01-07	114527	22.05 G
XT 250	----	----		08-16	114491	15.58 G
YZ 250	83-88	114365	16.61 G	83-87	114518	16.56 G
YZ 250	83-88	114365	16.61 G	88-98	114517	22.05 G
	89-94	114449	15.63 G	----	----	
	95	114450	13.67 G	----	----	
	96-98	114451	15.63 G	----	----	
YZ 250	99	114363	15.63 G	99-03	114390	18.57 G
	00-05	114366	13.67 G	04	114389	17.54 G
	06-16	114364	13.67 G	05-16	114388	16.61 G
YZ 250 X	16	114364	13.67 G	16	114388	16.61 G
WR 250	92-96	114365	16.61 G	91-97	114517	22.05 G
YZ 250 F	01-02	114374	26.41 G	01-02	114386	16.56 G
	03-06	114372	25.43 G	03-05	114417	15.73 G
	07-13	114371	24.99 G	06-08	114418	17.54 G
YZ 250 F	07-13	114371	24.99 G	06-08	114418	17.54 G
	----	----		09-13	114387	18.57 G
YZ 250 F	14-16	114368	24.70 G	14-16	114411	15.73 G
YZ 250 FX	15-16	114368	24.70 G	----	----	
WR 250 F	01-02	114374	26.41 G	01-13	114386	16.56 G
	03-06	114372	25.43 G	----	----	
	07-13	114371	24.99 G	----	----	
WR 250 F	15-16	114368	24.70 G	----	----	
YZ 400 F	98-99	114460	28.91 G	----	----	
WR 400 F	98-99	114460	28.91 G	00	114386	16.56 G
	00	114374	26.41 G	----	----	
YZ 426 F	00-02	114374	26.41 G	00-02	114386	16.56 G
WR 426 F	01-02	114374	26.41 G	01-02	114386	16.56 G
YZ 450 F	03-09	114372	25.43 G	03	114420	20.09 G
	----	----		04-05	114417	15.73 G
	----	----		06-08	114384	15.19 G
	----	----		09	114419	17.69 G
YZ 450 F	10-13	114376	25.38 G	10-13	114422	25.97 G
YZ 450 F	14-15	114367	24.70 G	14-16	114411	15.73 G
WR 450 F	03-06	114372	25.43 G	03-06	114490	19.11 G
	07-11	114371	24.99 G	07-14	114385	19.11 G
WR 450 F	12-15	114373	26.41 G	07-15	114385	19.11 G
YZ 465	80	114452	24.45 G	----	----	
YZ 490	83	114365	16.61 G	83-90	114518	16.56 G
	84-90	114458	18.13 G	----	----	
XT/TT 600	90-95	114460	28.91 G	----	----	

**EXHAUST**



accessories
body
handlebar & grips
cables & levers
exhaust
engine
fuel & intake
electrical & ignition
clutch
drive
bearings
brakes
steering & suspension
tires
tools & shop



## EVO RACE SERIES

The Big Gun Evo Racing Series was designed to deliver maximum horsepower & torque gains throughout the RPM range. Made from .049 stainless steel tubing & an aluminum muffer canister, the Evo exhaust system is much lighter than stock units. Our sleek muffer design also allows for maximum clearance to avoid your exhaust from hitting the rear brake caliper.



MX

## EVO MINI SERIES

The Big Gun Evo Racing Series was designed to deliver maximum horsepower & torque gains throughout the RPM range. Made from .049 stainless steel tubing & an aluminum muffer canister, the Evo exhaust system is much lighter than stock units. Our sleek muffer design also allows for maximum clearance to avoid your exhaust from hitting the rear brake caliper.



MX

## ECO SERIES

The Big Gun Eco Series was designed with a few things in mind, performance, power, sound & craftsmanship. We guarantee that the Eco Series delivers these things all without hurting your wallet. Made for most popular dirtbike models, the Eco Series is made from .049 stainless steel tubing and a 6061 brushed aluminum muffer canister. All Eco Series Exhausts are slip-on systems only.



MX





MODEL	YEAR	DESCRIPTION	PART #		
<b>HONDA</b>					
CRF 150F	03-05	Full System	980221	519.99	B
CRF 150F	06-15	Full System	980222	519.99	B
CRF 150R / Expert	07-16	Head Pipe	980061	230.00	B
CRF 150R / Expert	07-16	Full System	980063	569.99	B
CRF 150R / Expert	07-16	Slip On	980062	339.99	B
CRF 230F	03-15	Full System	980221	519.99	B
CRF 230L (Street Model)	08-09	Full System	980223	519.99	B
CRF 250L	13-16	Head Pipe	980058	230.00	B
CRF 250L	13-16	Full System	980060	569.99	B
CRF 250L	13-16	Slip On	980059	339.99	B
CRF 250R	04-05	Slip On	980057	339.99	B
CRF 250R	06-09	Head Pipe	980054	230.00	B
CRF 250R	06-09	Full System	980056	569.99	B
CRF 250R	06-09	Slip On	980055	339.99	B
CRF 250R EFI	2010	Head Pipe	980064	230.00	B
CRF 250R EFI	2010	Full System	980066	569.99	B
CRF 250R EFI	2010	Slip On	980065	339.99	B
CRF 250R EFI	11-13	Head Pipe	980067	569.99	B
CRF 250R EFI	11-13	Full System	980069	569.99	B
CRF 250R EFI	11-13	Slip On	980068	230.00	B
CRF 250X	04-13	Slip On	980057	339.99	B
CRF 450R	06-08	Head Pipe	980081	230.00	B
CRF 450R	06-08	Full System	980083	569.99	B
CRF 450R	06-08	Slip On	980082	339.99	B
CRF 450R	09-10	Head Pipe	980084	230.00	B
CRF 450R	09-10	Full System	980086	569.99	B
CRF 450R	09-10	Slip On	980085	339.99	B
CRF 450R	11-14	Head Pipe	980087	569.99	B
CRF 450R	11-12	Full System	980089	339.99	B
CRF 450R	11-12	Slip on	980088	339.95	B
CRF 450R	13-14	Dual Full Syst	980091	749.99	B
CRF 450R	13-14	Dual Slip On	980090	519.99	B
CRF 450X	05-16	Head Pipe	980228	230.00	B
CRF 450X	05-16	Full System	980230	569.99	B
CRF 450X	05-16	Slip On	980229	339.99	B
XR 400	96-05	Head Pipe	980075	230.00	B
XR 400	96-05	Full System	980077	569.99	B
XR 400	96-05	Slip On	980076	339.99	B
XR 600 / 650L (93-16)	85-16	Head Pipe	980095	280.00	B
XR 600 / 650L (93-15)	85-16	Full System	980097	619.99	B
XR 600 / 650L (93-15)	85-16	Slip On	980096	339.99	B
XR 650R	00-08	Head Pipe	980098	280.00	B
XR 650R	00-08	Full System	980100	619.99	B
XR 650R	00-08	Slip On	980099	339.99	B
<b>KAWASAKI</b>					
KLX 125	03-09	Full System	980245	339.99	B
KLX 140 / 140L	08-16	Full System	980506	339.99	B
KLR 250	ALL	Full System	980184	569.99	B
KLX 250 S/ R/ SF / 300R	94-14	Head Pipe	980157	230.00	B
KLX 250 S/ R/ SF / 300R	94-14	Full System	980159	569.99	B
KLX 250 S/ R/ SF / 300R	94-14	Slip On	980158	339.99	B

\* USFS approved Spark Arrestor is standard with all Big Gun Exhaust Systems\*

- accessories
- body
- handlebar & grips
- cables & levers
- exhaust
- engine
- fuel & intake
- electrical & ignition
- clutch
- drive
- bearings
- brakes
- steering & suspension
- tires
- tools & shop


- accessories
- body
- handlebar & grips
- cables & levers
- exhaust
- engine
- fuel & intake
- electrical & ignition
- clutch
- drive
- bearings
- brakes
- steering & suspension
- tires
- tools & shop



MODEL	YEAR	DESCRIPTION	PART #		
<b>KAWASAKI CONTINUED</b>					
KX 250F	06-08	Head Pipe	980160	230.00	B
KX 250F	06-08	Full System	980162	569.99	B
KX 250F	06-08	Slip On	980161	339.99	B
KX 250F	09-11	Head Pipe	980163	230.00	B
KX 250F	09-11	Full System	980165	569.99	B
KX 250F	09-11	Slip On	980164	339.99	B
KX 250F	12-13	Head Pipe	980166	230.00	B
KX 250F	12-13	Full System	980168	569.99	B
KX 250F	12-13	Slip On	980167	339.99	B
KX 450F	06-08	Head Pipe	980169	230.00	B
KX 450F	06-08	Full System	980171	569.99	B
KX 450F	06-08	Slip On	980170	339.99	B
KX 450F	09-11	Head Pipe	980172	230.00	B
KX 450F	09-11	Full System	980174	569.99	B
KX 450F	09-11	Slip On	980173	339.99	B
KX 450F	12-15	Head Pipe	980175	230.00	B
KX 450F	12-15	Full System	980177	569.99	B
KX 450F	12-15	Slip On	980176	339.99	B
KLX 400R	03-07	Head Pipe	980187	230.00	B
KLX 400R	03-07	Full System	980189	569.99	B
KLX 400R	03-07	Slip On	980188	339.99	B
KLX 450R	08-13	Head Pipe	980190	230.00	B
KLX 450R	08-13	Full System	980192	569.99	B
KLX 450R	08-13	Slip On	980191	339.99	B
KLR 650	93-15	Head Pipe	980181	230.00	B
KLR 650	93-15	Full System	980183	569.99	B
KLR 650	93-15	Slip On	980182	339.99	B
<b>KTM</b>					
250 SX-F	11-12	Head Pipe	980139	230.00	B
250 SX-F	11-12	Full System	980141	569.99	B
250 SX-F	11-12	Slip On	980140	339.99	B
350 SX-F	11-12	Head Pipe	980142	230.00	B
350 SX-F	11-12	Full System	980143	569.99	B
350 SX-F	11-12	Slip On	980140	339.99	B
450 SX-F	11-12	Head Pipe	980144	230.00	B
450 SX-F	11-12	Full System	980145	569.99	B
450 SX-F	11-12	Slip On	980140	339.99	B
<b>SUZUKI</b>					
DR-Z 125	03-14	Full System	980245	339.99	B
DR-Z 125L	09-12	Full System	980245	339.99	B
DR-Z 400E	00-07	Head Pipe	980187	230.00	B
DR-Z 400E	00-07	Full System	980186	569.99	B
DR-Z 400E	00-07	Slip On	980185	339.99	B
DR-Z 400S	00-15	Head Pipe	980187	230.00	B
DR-Z 400S	00-15	Full System	980189	569.99	B
DR-Z 400S	00-15	Slip On	980188	339.99	B
RM-Z 250	07-09	Head Pipe	980151	230.00	B
RM-Z 250	07-09	Full System	980153	569.99	B
RM-Z 250	07-09	Slip On	980152	339.99	B
RM-Z 250	11-16	Head Pipe	980154	789.99	B

\* USFS approved Spark Arrestor is standard with all Big Gun Exhaust Systems\*





MODEL	YEAR	DESCRIPTION	PART #		
<b>SUZUKI CONTINUED</b>					
RM-Z 250	11-16	Full System	980156	339.99	B
RM-Z 250	11-16	Slip On	980155	339.99	B
RM-Z 450	08-16	Head Pipe	980193	230.00	B
RM-Z 450	08-16	Full System	980195	569.99	B
RM-Z 450	08-16	Slip On	980194	339.99	B
<b>YAMAHA</b>					
TTR 125	00-16	Full System	980236	339.99	B
TTR 225	99-05	Full System	980104	519.99	B
TTR 230	05-16	Full System	980105	519.99	B
YZ 250F	07-09	Head Pipe	980106	230.00	B
YZ 250F	07-09	Full System	980108	569.99	B
YZ 250F	07-09	Slip On	980107	339.99	B
YZ 250F	10-13	Head Pipe	980109	230.00	B
YZ 250F	10-13	Full System	980111	569.99	B
YZ 250F	10-13	Slip On	980110	339.99	B
YZ 450F	07-09	Head Pipe	980118	230.00	B
YZ 450F	07-09	Full System	980120	569.99	B
YZ 450F	07-09	Slip On	980119	339.99	B
YZ 450F	10-13	Head Pipe	980112	230.00	B
YZ 450F	10-13	Full System	980114	569.99	B
YZ 450F	10-13	Slip On	980113	339.99	B
WR 250X / R	08-16	Head Pipe	980115	230.00	B
WR 250X / R	08-16	Full System	980117	569.99	B
WR 250X / R	08-16	Slip On	980116	339.99	B
WR 250F	07-14	Head Pipe	980106	230.00	B
WR 250F	07-14	Full System	980108	569.99	B
WR 250F	07-14	Slip On	980107	339.99	B
WR 450F	07-15	Full Syst Only	980120	569.99	B
WR 450F	07-11	Slip On Only	980121	339.99	B
WR 450F	12-15	Slip On Only	980122	339.99	B



MODEL	YEAR	DESCRIPTION	PART #		
<b>HONDA</b>					
XR/CRF 50	00-16	Full System	980226	259.95	B
XR/CRF 70	97-12	Full System	980231	259.95	B
XR/CRF 80 / 100	01-13	Full System	980220	259.95	B
<b>KAWASAKI</b>					
KLX 110 / KLX 110L	03-16	Full System	980244	259.95	B
<b>SUZUKI</b>					
DRZ 70	08-09	Full System	980246	259.95	B
DRZ 110	02-09	Full System	980244	259.95	B
<b>YAMAHA</b>					
TTR 50	06-16	Full System	980238	259.95	B
TTR 110E	08-16	Full System	980237	259.95	B

\* USFS approved Spark Arrestor is standard with all Big Gun Exhaust Systems\*

- accessories
- body
- handlebar & grips
- cables & levers
- exhaust
- engine
- fuel & intake
- electrical & ignition
- clutch
- drive
- bearings
- brakes
- steering & suspension
- tires
- tools & shop

- accessories
- body
- handlebar & grips
- cables & levers
- exhaust
- engine
- fuel & intake
- electrical & ignition
- clutch
- drive
- bearings
- brakes
- steering & suspension
- tires
- tools & shop



MODEL	YEAR	DESCRIPTION	PART #		
<b>HONDA</b>					
CRF 250L	13-16	Slip On	980002	271.05	B
CRF 250R	06-09	Slip On	980003	271.05	B
CRF 250R	2010	Slip On	980004	271.05	B
CRF 250R	11-13	Slip On	980001	271.05	B
CRF 450R	07-08	Slip On	980005	271.05	B
CRF 450R	09-10	Slip On	980006	271.05	B
CRF 450R	11-12	Slip On	980507	271.05	B
CRF 450X	05-11	Slip On	980007	271.05	B
CRF 450X	12-16	Slip On	980000	271.05	B
<b>KAWASAKI</b>					
KX 250F	09-11	Slip On	980008	271.05	B
KX 450F	09-11	Slip On	980009	271.05	B
KX 250F	12-13	Slip On	980043	271.05	B
KX 450F	12-15	Slip On	980039	271.05	B
<b>KTM</b>					
250 SX-F	11-12	Slip On	980044	271.05	B
350 SX-F	11-12	Slip On	980044	271.05	B
450 SX-F	11-12	Slip On	980044	271.05	B
<b>SUZUKI</b>					
RM-Z 250	07-09	Slip On	980010	271.05	B
RM-Z 450	08-16	Slip On	980011	271.05	B
<b>YAMAHA</b>					
YZ 250F	06-09	Slip On	980012	271.05	B
YZ 250F	10-13	Slip On	980036	271.05	B
YZ 450F	07-09	Slip On	980013	271.05	B
YZ 450F	10-13	Slip On	980037	271.05	B
WR 250F	07-14	Slip On	980012	271.05	B
WR 450F	07-11	Slip On	980038	271.05	B
WR 450F	12-15	Slip On	980047	271.05	B

\* USFS approved Spark Arrestor is standard with all Big Gun Exhaust Systems\*

## ECO SERIES

The Big Gun Eco Series was designed with a few things in mind, performance, power, sound & craftsmanship. We guarantee that the Eco Series delivers these things all without hurting your wallet. Made for most popular dirtbike models, the Eco Series is made from .049 stainless steel tubing and a 6061 brushed aluminum muffler canister. All Eco Series Exhausts are slip-on systems only.

MX



## PARTS

### HEAT SHIELDS

LARGE: 8 3/4" x 1 3/4" (inches)  
 MINI: 7 3/4" x 1 1/2" (inches)

- Stainless steel pre-drilled heat shield
- 2 adjustable hose clamps
- 2 aluminum mounting brackets
- 2 button head mounting screws



ITEM	NOTES	PART #		
<b>HEAT SHIELDS</b>				
Universal Mini Heat Shield w/ Hardware	Install location should be at least 6.5 inches of straight pipe	<b>980343</b>	<b>39.95</b>	B
Universal Large Heat Shield w/ Hardware	Install location should be at least 7.5 inches of straight pipe	<b>980344</b>	<b>39.95</b>	B

### EXHAUST SPRINGS

SHORT: 2.25" (inches) total length (un-stretched)  
 LONG: 3" (inches) total length (un-stretched)

- Stainless steel spring
- 1 solid hook and 1 swivel hook
- Rubber sleeve branded with Big Gun logo



ITEM	NOTES	PART #		
<b>SPRINGS</b>				
Exhaust Spring - Short		<b>980508</b>	<b>1.99</b>	B
Exhaust Spring - Long		<b>980356</b>	<b>2.99</b>	B

### END TIP PARTS



ITEM	NOTES	PART #		
<b>END TIPS</b>				
EXO Series End Cap Assembly - Black	Base Plate, Tip, & Screws	<b>980504</b>	<b>79.95</b>	B
EXO Series End Tip - Black		<b>980505</b>	<b>39.95</b>	B
EVO MX / ATV Turndown End Cap Assembly - Red	Base Plate, Tip, & Screws	<b>980357</b>	<b>79.95</b>	B
EVO MX / ATV Turndown End Tip - Red		<b>980358</b>	<b>39.95</b>	B
EVO Utility Turndown End Cap Assembly - Black	Base Plate, Tip, & Screws	<b>980359</b>	<b>79.95</b>	B
EVO Utility Turndown End Tip - Black		<b>980360</b>	<b>39.95</b>	B
EVO Sideways ATV End Cap Assembly - Red	Base Plate, Tip, & Screws	<b>980361</b>	<b>79.95</b>	B
EVO Sideways ATV End Tip - Red		<b>980362</b>	<b>39.95</b>	B
EVO Sideways Utility End Cap Assembly - Black	Base Plate, Tip, & Screws	<b>980363</b>	<b>79.95</b>	B
EVO Sideways Utility End Tip - Black		<b>980364</b>	<b>39.95</b>	B
EVO Mini End Cap Assembly - Red	Base Plate, Tip, & Screws	<b>980365</b>	<b>79.95</b>	B
EVO Mini End Tip - Red		<b>980366</b>	<b>39.95</b>	B
ECO End Cap Assembly - Black	Base Plate, Tip, & Screws	<b>980367</b>	<b>79.95</b>	B
ECO End Tip - Black		<b>980368</b>	<b>39.95</b>	B

- accessories
- body
- handlebar & grips
- cables & levers
- exhaust
- engine
- fuel & intake
- electrical & ignition
- clutch
- drive
- bearings
- brakes
- steering & suspension
- tires
- tools & shop

- accessories
- body
- handlebar & grips
- cables & levers
- exhaust
- engine
- fuel & intake
- electrical & ignition
- clutch
- drive
- bearings
- brakes
- steering & suspension
- tires
- tools & shop



With a championship winning heritage in the 2-stroke days, Bill's Pipes sought to transfer that same knowledge to build a high performing and long lasting exhaust system for the 4-stroke motocross market. The SA-4 offers just that: performance, durability, and a sleek look. Hand-crafted and built in Corona, California, the SA-4 exhaust system is deeply rooted in the mecca of the motocross industry.



## 4-STROKE - SA-4 SERIES

MODEL	YEAR	ITEM	NOTES	PART #		
<b>HONDA</b>						
CRF 150F	03-05	Full System	Must purchase as a Full System only.	<b>981057</b>	<b>569.99</b>	B
CRF 150F	06-10	Full System	Must purchase as a Full System only.	<b>981055</b>	<b>569.99</b>	B
CRF 150R	07-10	Head Pipe		<b>981101</b>	<b>230.00</b>	B
CRF 150R	07-10	Slip On		<b>981016</b>	<b>339.99</b>	B
CRF 150R	07-10	Full System		<b>981056</b>	<b>569.99</b>	B
CRF 230F	03-10	Full System	Must purchase as a Full System only.	<b>981057</b>	<b>569.99</b>	B
CRF 250R	04-05	Head Pipe		<b>981102</b>	<b>230.00</b>	B
CRF 250R	04-05	Slip On		<b>981017</b>	<b>339.99</b>	B
CRF 250R	04-05	Full System		<b>981061</b>	<b>569.99</b>	B
CRF 250R	06-09	Full System	Must purchase as a Full System only. Single muffler.	<b>981063</b>	<b>569.99</b>	B
CRF 250R	2010	Full System	Must purchase as a Full System only.	<b>981059</b>	<b>569.99</b>	B
CRF 250R	11-13	Full System	Must purchase as a Full System only.	<b>981060</b>	<b>569.99</b>	B
CRF 250R	14-15	Head Pipe		<b>981195</b>	<b>230.00</b>	B
CRF 250R	14-15	Dual Slip On		<b>981196</b>	<b>569.99</b>	B
CRF 250R	14-15	Dual Full System		<b>981197</b>	<b>799.99</b>	B
CRF 450R	2002	Head Pipe		<b>981112</b>	<b>230.00</b>	B
CRF 450R	2002	Slip On		<b>981022</b>	<b>339.99</b>	B
CRF 450R	2002	Full System		<b>981067</b>	<b>569.99</b>	B
CRF 450R	2003	Head Pipe		<b>981112</b>	<b>230.00</b>	B
CRF 450R	2003	Slip On		<b>981023</b>	<b>339.99</b>	B
CRF 450R	2003	Full System		<b>981068</b>	<b>569.99</b>	B
CRF 450R	2004	Head Pipe		<b>981105</b>	<b>230.00</b>	B
CRF 450R	2004	Slip On		<b>981024</b>	<b>339.99</b>	B
CRF 450R	2004	Full System		<b>981069</b>	<b>569.99</b>	B
CRF 450R	2005	Head Pipe		<b>981105</b>	<b>230.00</b>	B
CRF 450R	2005	Slip On		<b>981025</b>	<b>339.99</b>	B
CRF 450R	2005	Full System		<b>981070</b>	<b>569.99</b>	B
CRF 450R	06-08	Head Pipe		<b>981107</b>	<b>230.00</b>	B
CRF 450R	06-08	Slip On		<b>981027</b>	<b>339.99</b>	B
CRF 450R	06-08	Full System		<b>981072</b>	<b>569.99</b>	B
CRF 450R	09-14	Head Pipe	09-14 Use Same Head Pipe	<b>981108</b>	<b>230.00</b>	B
CRF 450R	09-10	Slip On		<b>981028</b>	<b>339.99</b>	B
CRF 450R	09-10	Full System		<b>981073</b>	<b>569.99</b>	B
CRF 450R	09-14	Head Pipe	09-14 Use Same Head Pipe	<b>981108</b>	<b>230.00</b>	B
CRF 450R	11-12	Slip On		<b>981020</b>	<b>339.99</b>	B
CRF 450R	11-12	Full System		<b>981065</b>	<b>569.99</b>	B
CRF 450R	09-14	Head Pipe	09-14 Use Same Head Pipe	<b>981108</b>	<b>230.00</b>	B
CRF 450R	13-15	Dual Slip On	Comes Standard with Carbon Fiber End Tips	<b>981021</b>	<b>569.99</b>	B



## 4-STROKE - SA-4 SERIES (CONTINUED)

MODEL	YEAR	ITEM	NOTES	PART #		
<b>HONDA CONTINUED</b>						
CRF 450R	13-14	Dual Full System	Comes Standard with Carbon Fiber End Tips	981066	799.99	B
CRF 250X	04-13	Head Pipe		981103	230.00	B
CRF 250X	04-13	Slip On		981018	339.99	B
CRF 250X	04-13	Full System		981062	569.99	B
CRF 450X	05-14	Head Pipe		981111	230.00	B
CRF 450X	05-14	Slip On		981025	339.99	B
CRF 450X	05-14	Full System		981071	569.99	B
XR 400R	96-05	Head Pipe		981104	230.00	B
XR 400R	96-05	Slip On		981019	339.99	B
XR 400R	96-05	Full System		981064	569.99	B
XR 650R	00-08	Head Pipe		981114	230.00	B
XR 650R	00-08	Slip On		981029	339.99	B
XR 650R	00-08	Full System		981074	569.99	B
<b>HUSQVARNA</b>						
FC 450	14-15	Full System		981179	569.95	B
<b>KAWASAKI</b>						
KX 250F	04-08	Head Pipe		981115	230.00	B
KX 250F	04-08	Slip On		981030	339.99	B
KX 250F	04-08	Full System		981075	569.99	B
KX 250F	09-13	Head Pipe		981116	230.00	B
KX 250F	09-13	Slip On		981031	339.99	B
KX 250F	09-13	Full System		981076	569.99	B
KX 250F	14-15	Head Pipe		981159	229.95	B
KX 250F	14-15	Slip On		981160	339.95	B
KX 250F	14-15	Full System		981161	569.95	B
KX 450F	06-08	Head Pipe		981118	230.00	B
KX 450F	06-08	Slip On		981033	339.99	B
KX 450F	06-08	Full System		981078	569.99	B
KX 450F	09-11	Head Pipe		981119	230.00	B
KX 450F	09-11	Slip On		981034	339.99	B
KX 450F	09-11	Full System		981079	569.99	B
KX 450F	12-15	Head Pipe		981117	230.00	B
KX 450F	12-15	Slip On		981032	339.99	B
KX 450F	12-15	Full System		981077	569.99	B
KLX 450R	08-10	Slip On		981035	339.99	B
<b>KTM</b>						
250 SX-F	11-12	Head Pipe	Mid Pipe / Head Pipe	981162	249.95	B
250 SX-F	11-12	Slip On	Muffler Only	981163	319.95	B
250 SX-F	11-12	Full System		981164	565.95	B
250 SX-F	13-15	Full System		981167	569.95	B
350 SX-F	11-12	Head Pipe	Mid Pipe / Head Pipe	981168	249.95	B
350 SX-F	11-12	Slip On	Muffler Only	981169	319.95	B
350 SX-F	11-12	Full System		981170	569.95	B
350 SX-F	13-15	Full System		981173	569.95	B
450 SX-F	11-12	Head Pipe	Mid Pipe / Head Pipe	981174	249.95	B

- accessories
- body
- handlebar & grips
- cables & levers
- exhaust
- engine
- fuel & intake
- electrical & ignition
- clutch
- drive
- bearings
- brakes
- steering & suspension
- tires
- tools & shop

# EXHAUST



## 4-STROKE - SA-4 SERIES (CONTINUED)

- accessories
- body
- handlebar & grips
- cables & levers
- exhaust
- engine
- fuel & intake
- electrical & ignition
- clutch
- drive
- bearings
- brakes
- steering & suspension
- tires
- tools & shop

MODEL	YEAR	ITEM	NOTES	PART #		
<b>KTM CONTINUED</b>						
450 SX-F	11-12	Full System		981176	569.95	B
450 SX-F	13-15	Full System		981179	569.95	B
<b>SUZUKI</b>						
RM-Z 250	05-06	Head Pipe		981121	230.00	B
RM-Z 250	05-06	Slip On		981037	339.99	B
RM-Z 250	05-06	Full System		981082	569.99	B
RM-Z 250	07-09	Head Pipe		981122	230.00	B
RM-Z 250	07-09	Slip On		981038	339.99	B
RM-Z 250	07-09	Full System		981083	569.99	B
RM-Z 250	10-15	Head Pipe		981120	230.00	B
RM-Z 250	10-15	Slip On		981036	339.99	B
RM-Z 250	10-15	Full System		981081	569.99	B
RM-Z 450	05-07	Head Pipe		981124	230.00	B
RM-Z 450	05-07	Slip On		981040	339.99	B
RM-Z 450	05-07	Full System		981085	569.99	B
RM-Z 450	08-10	Head Pipe		981125	230.00	B
RM-Z 450	08-10	Slip On		981041	339.99	B
RM-Z 450	08-10	Full System		981086	569.99	B
RM-Z 450	11-15	Head Pipe		981123	230.00	B
RM-Z 450	11-15	Slip On		981039	339.99	B
RM-Z 450	11-15	Full System		981084	569.99	B
DR-Z 400E	00-07	Head Pipe		981126	230.00	B
DR-Z 400E	00-07	Slip On		981042	339.99	B
DR-Z 400E	00-07	Full System		981087	569.99	B
DR-Z 400S	00-12	Head Pipe		981127	230.00	B
DR-Z 400S	00-12	Slip On		981043	339.99	B
DR-Z 400S	00-12	Full System		981088	569.99	B
DR-Z 400 SM	05-09	Head Pipe		981127	230.00	B
DR-Z 400 SM	05-09	Slip On		981043	339.99	B
DR-Z 400 SM	05-09	Full System		981088	569.99	B
<b>YAMAHA</b>						
YZ 250F	03-06	Head Pipe		981130	230.00	B
YZ 250F	03-05	Slip On		981046	339.99	B
YZ 250F	03-05	Full System		981091	569.99	B
YZ 250F	2006	Full System	Uses (03-06) Head Pipe & (06-09) Slip On	981092	569.99	B
YZ 250F	07-09	Head Pipe		981131	230.00	B
YZ 250F	06-09	Slip On		981047	339.99	B
YZ 250F	07-09	Full System		981093	569.99	B
YZ 250F	10-13	Head Pipe		981129	230.00	B
YZ 250F	10-13	Slip On		981045	339.99	B
YZ 250F	10-13	Full System		981090	569.99	B
YZ 250F	14-15	Full System		981182	569.95	B
YZ 450F	03-05	Head Pipe		981132	230.00	B
YZ 450F	03-05	Slip On		981048	339.99	B
YZ 450F	03-05	Full System		981094	569.99	B
YZ 450F	07-09	Head Pipe		981133	230.00	B
YZ 450F	07-09	Slip On		981049	339.99	B



## 4-STROKE - SA-4 SERIES (CONTINUED)

MODEL	YEAR	ITEM	NOTES	PART #
<b>YAMAHA CONTINUED</b>				
YZ 450F	07-09	Full System		981095 569.99 B
YZ 450F	10-13	Slip On		981050 339.99 B
YZ 450F	10-13	Full System		981096 569.99 B
YZ 450F	14-15	Full System		981185 569.95 B
WR 250F	03-06	Head Pipe		981135 230.00 B
WR 250F	03-06	Slip On		981051 339.99 B
WR 250F	03-06	Full System		981097 569.99 B
WR 250F	07-14	Head Pipe		981136 230.00 B
WR 250F	07-14	Slip On		981052 339.99 B
WR 250F	07-14	Full System		981098 569.99 B
WR 450F	03-06	Head Pipe		981137 230.00 B
WR 450F	03-06	Slip On		981053 339.99 B
WR 450F	03-06	Full System		981099 569.99 B
WR 450F	07-11	Head Pipe		981138 230.00 B
WR 450F	07-11	Slip On		981054 339.99 B
WR 450F	07-11	Full System		981100 569.99 B



### EXHAUST PARTS

ITEM	NOTES	PART #
SA-4 Stainless Steel Black Turndown End Tip	Includes End Tip, Inner Plate, & End Tip Screws	981011 39.99 B
SA-4 Stainless Steel Black Turndown End Tip Assembly	Includes End Tip, Inner Plate, Base Plate,	981012 59.99 B
SA-4 Carbon Fiber Turndown End Tip	Includes End Tip, Inner Plate, & End Tip Screws	981000 99.99 B
SA-4 Carbon Fiber Turndown End Tip Assembly	Includes End Tip, Inner Plate, Base Plate,	981001 119.99 B
SA-4 15" Performance Core 1 3/4" Diameter		981003 14.99 B
SA-4 17" Performance Core 1 3/4" Diameter		981004 19.99 B
1/4 x 20 End Tip Allen Screws Black (3 pack) - Socket Head		981009 3.75 B
1/4 x 20 Base Plate Allen Screws (4 pack) - Button Head		981008 6.00 B
1/4 x 20 Base Plate Allen Screws Black (4 pack) - Button Head		981010 5.00 B
USFS Approved Spark Arrestor	Fits all SA-4 series exhausts	981013 17.99 B
Exhaust Spring w/ Black Logo Sleeve (2" Long)		981015 2.50 B
Silencer Packing Kit (Includes 4 - 10/32 Hex Head Screws)		981007 15.99 B
10/32 Silencer Inlet Screws (4 pack) - Hex Head		981010 5.00 B
MX2 Silencer Decal		981002 6.99 B

- accessories
- body
- handlebar & grips
- cables & levers
- exhaust
- engine
- fuel & intake
- electrical & ignition
- clutch
- drive
- bearings
- brakes
- steering & suspension
- tires
- tools & shop

# EXHAUST

- accessories
- body
- handlebar & grips
- cables & levers
- exhaust
- engine
- fuel & intake
- electrical & ignition
- clutch
- drive
- bearings
- brakes
- steering & suspension
- tires
- tools & shop



Performance tested and race proven, the Bill's Pipes 2-stroke line was the choice of champions and riders all over the globe. Using the same championship winning technology as in years past, the Bill's Pipes MX2 series offers unparalleled and unmatched performance for your 2-stroke. Over 30 years of testing, engineering, and development has led to a 2-stroke exhaust system that performs better than the rest, is quality built, and most importantly, affordable.

## 2-STROKE - MX2 SERIES

MODEL	YEAR	ITEM	NOTES	PART #		
<b>HONDA</b>						
CR 85R / RB	03-07	Works Pipe	Fits Big Wheel (RB) model	981198	229.99	B
CR 85R / RB	03-07	Nickel Pipe	Fits Big Wheel (RB) model	981199	229.99	B
CR 85R / RB	03-07	Silencer	Fits Big Wheel (RB) model	981200	129.99	B
CR 125	93-97	Silencer		981186	119.95	B
CR 250	02-06	Silencer		981187	129.99	B
CR 500	89-01	Silencer		981188	119.95	B
TE 250	11-14	Works Pipe		981145	239.99	B
TE 250	11-14	Nickel Pipe		981146	229.99	B
TE 250	11-14	Silencer		981194	119.95	B
TC 250 / TE 250 / 300	14-15	Works Pipe		981145	239.99	B
TC 250 / TE 250 / 300	14-15	Nickel Pipe		981146	229.99	B
TC 250 / TE 250 / 300	14-15	Silencer		981194	119.95	B
KX 85	02-12	Silencer	TEMPORARILY DISCONTINUED	981144	119.99	B
KX 125	03-05	Silencer	TEMPORARILY DISCONTINUED	981189	119.95	B
<b>KTM</b>						
125 SX	12-14	Works Pipe		981201	239.99	B
125 SX	12-14	Nickel Pipe		981202	239.99	B
125 SX	12-14	Silencer		981203	129.99	B
150 SX	12-14	Works Pipe		981201	239.99	B
150 SX	12-14	Nickel Pipe		981202	239.99	B
150 SX	12-14	Silencer		981203	129.99	B
250 SX / XC / XC-W	11-15	Works Pipe		981145	239.99	B
250 SX / XC / XC-W	11-15	Nickel Pipe		981146	229.99	B
250 SX / XC / XC-W	11-15	Silencer		981194	119.95	B
<b>SUZUKI</b>						
RM 85	02-15	Works Pipe	Fits Big Wheel model	981149	229.99	B
RM 85	02-15	Nickel Pipe	Fits Big Wheel model	981150	229.99	B
RM 85	02-15	Silencer	Fits Big Wheel model	981152	119.99	B
RM 125	03-07	Works Pipe	For fitment on 03 model, a new 04 style O-ring required	981190	229.95	B
RM 125	03-07	Nickel Pipe	For fitment on 03 model, a new 04 style O-ring required	981191	229.95	B
RM 125	03-07	Silencer	For fitment on 03 model, a new 04 style O-ring required	981192	119.95	B
RM 250	04-08	Works Pipe		981147	229.99	B
RM 250	04-08	Nickel Pipe		981148	229.99	B
RM 250	04-08	Silencer		981151	119.99	B
<b>YAMAHA</b>						
YZ 85	02-15	Works Pipe	Fits Big Wheel model	981155	229.99	B
YZ 85	02-15	Nickel Pipe	Fits Big Wheel model	981156	229.99	B
YZ 85	02-15	Silencer	Fits Big Wheel model	981158	119.99	B
YZ 125	05-15	Works Pipe		981204	239.99	B
YZ 125	05-15	Nickel Pipe		981205	239.99	B
YZ 125	05-15	Silencer		981193	119.95	B
YZ 250	02-15	Works Pipe		981153	229.99	B
YZ 250	02-15	Nickel Pipe		981154	229.99	B
YZ 250	02-15	Silencer		981157	119.99	B





## Two Brothers Racing OFFROAD EXHAUST CANISTERS

### M-6 MINI OFFROAD EXHAUST CANISTERS

#### Description:

- › Save weight, improve sound and gain power throughout the rev range with our race track proven Stainless Steel and aluminum exhaust system.

#### Header Features:

- › Mandrel bent thinwall (0.35" x 1.125" stepped to 1.375") stainless steel headpipe
- › CNC machined stainless steel headpipe collar
- › CNC machined aluminum headpipe flange

#### Muffler Features:

- › Thinwall extruded 6061 T-6 aluminum sleeve
- › TIG welded canister mount for easy installation and extreme durability
- › CNC machined inlet cap
- › 1.5" x .035" stainless steel perf core
- › High temperature packing material
- › CNC machined & threaded outlet end for easy repack
- › Removable die-cast magnesium M-6 outlet
- › USFS approved spark arrestor included (removable)
- › Made, tested & assembled in Santa Ana, CA USA



### M-7 OFFROAD EXHAUST CANISTERS



- › Our new M-7 V.A.L.E.™ exhaust systems feature our exclusive Teflon coated, blunted, cast magnesium outlet and our exclusive X-Lite™ retaining ring. These exclusive Two Brother Racing features not only look great, but also significantly reduce the weight of the exhaust system.

- › The V.A.L.E.™ inlet design eliminates the use of springs and creates an adjustable mount that is rock solid when fixed in place. The system also features a precision mandrel bent, thinwall s-bend tube, and for a full system, a header pipe custom fit for each model.



- › **The P4 PowerTip™** was developed to fill the gap between the P1 and P1-X sound reducing tips. The P4 is more restrictive than our P1-X but quieter than the P1, reducing sound output between 5-6 dB on most pipes. Power loss is minimal. Not recommended for use with a spark arrestor screen.

- › Like all of our other sound suppressors, the P4 is very easy to install - simply unbolt your existing M-7 endcap, drop in the P4 and reassemble. **Note: The P4 is only intended for use with our M series outlets.**



- › Our **P1 PowerTip™** sound suppressor is a recommended accessory for our exhaust systems with M series endcaps. A straight-through sound diffuser, the TBR PowerTip™ quiets the pipe to about 3-4 dB with no significant reduction in horsepower. Not recommended for use with a spark arrestor screen.

- › **Easy to install** - simply unbolt your existing M series endcap, drop in the P1 and reassemble. **Note: The P1 is only intended for use with our M series outlets.**



- › **The P1X PowerTip™** sound suppressor is a recommended accessory for our exhaust systems with M series endcaps. A straight-through sound diffuser, the TBR PowerTip™ quiets the pipe to about 7-8 dB with no significant reduction in horsepower. Not recommended for use with a spark arrestor screen.

- › Like all of our other sound suppressors, the P1X is very easy to install - simply unbolt your existing M-7 endcap, drop in the P1X and reassemble. **Note: The P1X is only intended for use with our M series outlets.**



- › U.S. Forestry Service approved Spark Arrestors are included with all aluminum M-7 V.A.L.E.™ off-road slip-on exhaust systems. These tips mute the exhaust tone slightly with absolutely no loss of horsepower. Additionally these tips prevent the introduction of foreign matter into the exhaust system. This spark arrestor DOES NOT fit, nor is it intended to be used with the C2, C4 or C5 mufflers.

accessories
body
handlebar & grips
cables & levers
exhaust
engine
fuel & intake
electrical & ignition
clutch
drive
bearings
brakes
steering & suspension
tires
tools & shop

# EXHAUST



## Two Brothers Racing M-7 OFFROAD EXHAUST CANISTERS

MODEL	YEAR	DESCRIPTION	S/O	PART#	
<b>HONDA</b>					
CRF250L	2013-14	Stainless Steel Slip-On Exhaust System with M-7 Aluminum Canister	N	986235	389.95 B
CRF450R	2013	Stainless Steel Slip-On Exhaust System with M-7 Carbon Fiber Canister	N	986237	549.95 B
		Stainless Steel Slip-On Exhaust System with M-7 Aluminum Canister	N	986238	389.95 B



MODEL	YEAR	DESCRIPTION	S/O	PART#	
<b>KAWASAKI</b>					
KLR650	1997-13	Stainless Steel Slip-On Exhaust System with M-7 Carbon Fiber Canister	Y	986232	549.95 B
		Stainless Steel Slip-On Exhaust System with M-7 Aluminum Canister	Y	986233	389.95 B

MODEL	YEAR	DESCRIPTION	S/O	PART #	
<b>SUZUKI</b>					
DR650	1998-15	Stainless Steel Slip-On Exhaust System with M-7 Aluminum Canister	Y	986231	389.98 B



MODEL	YEAR	DESCRIPTION	S/O	PART #	
<b>YAMAHA</b>					
YFZ450	2004-14	Complete Stainless Steel System with M-7 Aluminum Canister	Y	986390	559.98 B
YFZ450R/X	2009-14	Stainless Steel Slip-On Exhaust System with M-7 Aluminum Canister	Y	986273	349.95 B



## Two Brothers Racing M-6 MINI OFFROAD EXHAUST CANISTERS



MODEL	YEAR	DESCRIPTION	S/O	PART #	
<b>YAMAHA</b>					
		M=6 Stainless Steel Full Exhaust Aluminum Canister	Y	986389	549.98 B



## Two Brothers Racing BLACK SERIES EXHAUST SYSTEM



MODEL	YEAR	DESCRIPTION	S/O	PART #		
<b>HONDA</b>						
CBR1000RR	2012-15	Black Series 4-2-1 Complete Exhaust System with M-2 Aluminum Canister	Y	<b>986311</b>	<b>1079.98</b>	B



## Two Brothers Racing REPLACEMENT PARTS

**PowerTip™**  
SOUND SUPPRESSOR



Many municipalities and tracks have begun to implement new, tougher regulations that limit the sound output of street bikes, offroad cycles and ATVs. Two Brothers Racing has developed a series of highly effective sound reducing tips which can help you be compliant.

Our **P1-X PowerTip™** sound suppressor is a recommended accessory for our exhaust systems with M series endcaps. A straight-through sound diffuser, the TBR PowerTip™ quiets the pipe about 7-8 dB with no significant reduction in horsepower. Maybe used with a spark arrestor screen.

DESCRIPTION	MANUF. #	PART #		
M Series P1X Race Pipe Power Tip *Natural*	005-P1-X	<b>986391</b>	<b>34.98</b>	B
M Series P1X Race Pipe Power Tip Black	005-P1-XK	<b>986392</b>	<b>39.98</b>	B
M Series P1X Race Pipe Power Tip Gunmetal	005-P1-XH	<b>986393</b>	<b>39.98</b>	B
M Series P1X Race Pipe Power Tip Gold	005-P1-XG	<b>986394</b>	<b>39.98</b>	B
M Series P1 Race Pipe Power Tip *Natural*	005-P1	<b>986395</b>	<b>29.98</b>	B
M Series P1 Race Pipe Power Tip Blue	005-P1-B	<b>986396</b>	<b>35.98</b>	B
M Series P1 Race Pipe Power Tip Gold	005-P1-G	<b>986397</b>	<b>35.98</b>	B
M Series P1 Race Pipe Power Tip Green	005-P1-GR	<b>986398</b>	<b>35.98</b>	B
M Series P1 Race Pipe Power Tip Black	005-P1-K	<b>986400</b>	<b>35.98</b>	B
M Series P1 Race Pipe Power Tip Red	005-P1-R	<b>986401</b>	<b>35.98</b>	B
TBR Endcap Bolt Kit Blue	005-001-B	<b>986402</b>	<b>19.98</b>	B
TBR Endcap Bolt Kit Gold	005-001-G	<b>986403</b>	<b>19.98</b>	B
TBR Endcap Bolt Kit Black	005-001-K	<b>986405</b>	<b>19.98</b>	B
TBR Endcap Bolt Kit Red	005-001-R	<b>986406</b>	<b>19.98</b>	B
M-7 S/A Screen USFS Approved	005-106S	<b>986407</b>	<b>19.00</b>	B
Re-Pack Kit (All) TBR Mufflers	005-10038	<b>986408</b>	<b>21.98</b>	B
Re-Pack Kit Off-Road (All)	005-10038MX	<b>986409</b>	<b>21.98</b>	B

- accessories
- body
- handlebar & grips
- cables & levers
- exhaust**
- engine
- fuel & intake
- electrical & ignition
- clutch
- drive
- bearings
- brakes
- steering & suspension
- tires
- tools & shop

## HIGHWAY HAWK



### HEAT RESISTANT EXHAUST WRAP


2" wide x 49' long, complete with Stainless steel clamps (4 Pieces)

997108	White	61.95	H
997109	Black	61.95	H
997110	Titanium	86.95	H



### EXHAUST PLUGS

Protects the exhaust system from water during pressure washing, keeps humidity from entering pipe as it cools down or prevents condensation inside the pipe during storage Formulated to be stiff enough to not fall out but soft enough to insert into the pipe without damage.



EM47330	Small	2 Stroke Exhaust up to 1-3/4" diameter	5.95	L
EM47331	Large	4 Stroke Exhaust up to 2" diameter	6.95	L



### EXHAUST PLUGS



992735	2 Strokes	7.45	L
992736	4 Strokes	8.45	L
992737	Display Package 2 Strokes - 4 Units 4 Strokes - 6 Units	60.45	L

# ENGINE



accessories
body
handlebar & grips
cables & levers
exhaust
engine
fuel & intake
electrical & ignition
clutch
drive
bearings
brakes
steering & suspension
tires
tools & shop



## NAMURA DIRT BIKE PISTON & GASKET SETS

- ✚ All Namura Pistons have Molybdenum/Teflon skirt coatings that minimize resistance and wear to provide extended life
- ✚ All Namura Pistons have anodized domes that provide superior heat resistance and extended life span
- ✚ All Namura Pistons have super-high silicone content for additional strength
- ✚ All Namura Pistons have premium world class rings produced by the largest Japanese OEM supplier in the world
- ✚ Rings will fit OEM pistons
- ✚ Namura Top End Repair Kits include pistons, rings and top end gasket sets
- ✚ Namura Top End Gasket Sets are precision cut Klingersil coated steel head gaskets for better sealing and high-temperature resistance



### PISTON KITS

#### ✚ MOS2 (Teflon/Molybdenum) Coated Skirts

A rolled on application process provides a bond that is 10 times stronger than other spray on coatings. Benefits include increased heat transfer, reduced friction and helping to eliminate cold seizures.

#### ✚ Machined Smooth Heads

Reflects combustion heat and reduces carbon buildup, protecting the top of the piston. Some tests have shown this feature can increase horse power and fuel economy by up to 6%

#### ✚ Anodized Domes

Increases heat resistance and durability; pistons with anodized domes are 75% stronger than non-anodized pistons

#### ✚ Hypereutectic Casting Process

Provides higher silicon content for reduced expansion rates and additional wear resistance; it also has an ability to withstand higher cylinder temperatures



### GASKET KITS

Designed and produced using performance materials to provide greater reliability and durability to withstand the needs of today's hardest working engines.

### TOP END REPAIR KITS

Provides you with all the necessary components to complete your rebuild: these include a top-end gasket set, pistons, rings, wrist pins, circlips and silver coated SCM415 high strength chromoly needle bearings where needed.



## NAMURA DIRT BIKE PISTON AND GASKET SETS

MODEL	YEARS	PISTON SIZE(MM)	PISTON KIT	RING KIT	TOP END GASKET KIT	FULL SET GASKET KIT	TOP END REPAIR KITS	CLUTCH GASKET	TOP NEEDLE BEARING
<b>BETA</b>									
RK6 ENDURO (NIKASIL CYL)	97-02	39.46 39.47 39.48	700PS 700PS-B	181537 181537 181537	-	-	-	-	181264 SIZE 12X15X14.5
RR250 ENDURO 2T (NIKASIL CYL)	13-14	66.34 66.35 66.36	751PS 751PS-B 751PS-C	750RS 750RS 750RS					180683 SIZE 18X22X19.8
<b>BMW</b>									
G450X	07-10	-	-	-	181791	181792	-	-	-
<b>CCM</b>									
MX450 (NIKASIL CYL)	08	94.96 94.97 94.98			180965	-	-	-	-
<b>GAS GAS</b>									
MC125 FLAT TOP PISTON 8.8:1 STD COMPRESSION	02-10	53.94 53.95 53.96 54.44 54.94 55.44	100PS 180200 180201 100P2 100P4 180198	100RS 100RS 100RS 100R2 100R4 180199	181571			-	180692 SIZE 15X20X17.8
HALLEY 125	09	-	-	-	181571		-	-	-
EC125 DOMED TOP PISTON 8.6:1 STD COMPRESSION	00-11	53.94 53.95 53.96	103PS 180203 180204	200RS 200RS 200RS	181571 2001-11 EC125 2013-15 EC125 RACING	2001-11 EC125 2013-15 EC125 RACING	181573 181574 181575	-	180692 SIZE 15X20X17.8
EC250	97-14	66.34 66.35 66.36	751PS 751PS-B 751PS-C	750RS 750RS 750RS	181572	-		-	NB9505 SIZE 18X22X22
ENDURO 250 ENDURO 300 EC200 EC250 EC300 EC250F 4T	97-03 97-03 97-13 97-13 97-13 10-15	- - - - - 76.94 76.95 76.96	- - - - - 181393 181394 181395	- - - - - 230RS	181572 180398	180520	181396 181397 181398	-	N/R
(NIKASIL CYL) 13.5:1 COMPRESSION									
EC300F 4T	13-15	83.00	-	-	181408	-	-	-	N/R
EC450 F	13-15	94.96 94.97 94.98	180899 180900 180901	40009RS 40009RS 40009RS	180965	-	181402 181403 181404	-	N/R
12.5:1 STD COMPRESSION (NIKASIL CYL)									
<b>HONDA</b>									
Z50R	79-99	39.00	181214	181210	180447	180020	181218	-	N/R
XR50R	00-03	39.50	181215	181211			181219		
CRF50F	04-16	40.00	181216	181212			181220		
10.0:1 STD COMPRESSION *CANNOT USE OEM RINGS W/ THIS PISTON		40.50	181217	181213			181221		
XR70R	97-03	46.97	181793	181798	180448	180451	181803	-	N/R
CRF70F	04-12	47.47 47.97 48.47 48.97	181794 181795 181796 181797	181799 181800 181801 181802			181804 181805 181806 181807		
XR80R	93-03	-	-	-	180449	180610	-		N/R
CRF80F	04-12								

- accessories
- body
- handlebar & grips
- cables & levers
- exhaust
- engine
- fuel & intake
- electrical & ignition
- clutch
- drive
- bearings
- brakes
- steering & suspension
- tires
- tools & shop

## NAMURA DIRT BIKE PISTON AND GASKET SETS CONTINUED

MODEL	YEARS	PISTON SIZE(MM)	PISTON KIT	RING KIT	TOP END GASKET KIT	FULL SET GASKET KIT	TOP END REPAIR KITS	CLUTCH GASKET	TOP NEEDLE BEARING
<b>HONDA CONTINUED</b>									
CR80 (NIKASIL CYL)	86-02*	46.94	180PS	180RS	180TS	180F	180KS	-	180611 SIZE 14X18X15.8
		46.95	180237	180RS	1986-91	1986-91	180238		
		46.96	180239	180RS			180240		
		47.44	180P2	180R2	181TS	181F	180K2		
		47.94	180P4	180R4	1992-02	1992-02	180K4		
		48.44	180234	180236			180235		
							1986-91		
							180624		
							180625		
							180626		
					180627				
					180628				
					180629				
					1992-02				
180PS CANNOT USE OEM RINGS AND 180RS RINGS CANNOT BE USED WITH OEM PISTONS.									
CR85 COMPRESSION 8.4:1 (NIKASIL CYL)	03-07	47.44	180P2	180R2	181TS	181F	180245	-	180611 SIZE 14X18X15.8
		47.45	180232	180R2			180243		
		47.46	180233	180R2			180244		
		47.94	180P4	180R4			180241		
		48.44	180234	180236			180242		
* THE CR85 USES THE 180P2 AS THE STANDARD SIZE									
XR100R CRF100F	92-03	53.00		-	180612	180613	-	-	N/A
	04-13*	53.50 54.00 54.50							
CRF110F	13-16	-	-	-	181808	-	-	-	--
CRF125F/FB	14-16	-	-	-	181809	181810	-	-	--
NSR125 CRM125 (NIKASIL CYL)	88-01	53.96	180731	180735	180736	180734	N/A	-	180682 SIZE 16X20X19.5
		53.97	180732	180735					
		53.98	180733	180735					
CR125 8.8:1 STD COMPRESSION (NIKASIL CYL)	92-03	53.94	100PS	100RS	100TS	100F	180730	-	180614 SIZE 15X19X16.7
		53.95	180200	100RS	1990-99	1990-98	180631		
		53.96	180201	100RS	101TS	101F	180632		
		54.44	100P2	100R2	2000-02	2000-2002	180633		
		54.94	100P4	100R4	103TS	102F	180634		
		55.44	180198	180199	2003-04	2003	180635		
							1992-99		
							180636		
					180637				
					180638				
					180639				
					180640				
					180641				
					2000-02				
					180642				
					180643				
					180644				
					180645				
					180646				
					180647				
					2003 ONLY				
CR125 8.6:1 STD COMPRESSION (NIKASIL CYL)	04-07*	53.94	103PS	200RS	103TS	103F	180648	-	180614 SIZE 15X19X16.7
		53.95	180203	200RS	2003-04	2004	180649		
		53.96	180204	200RS	104TS	104F	180650		
					2005-07	2005-07	2004 ONLY		
					180651				
					180652				
					180653				
					2005-07				



## NAMURA DIRT BIKE PISTON AND GASKET SETS CONTINUED

MODEL	YEARS	PISTON SIZE(MM)	PISTON KIT	RING KIT	TOP END GASKET KIT	FULL SET GASKET KIT	TOP END REPAIR KITS	CLUTCH GASKET	TOP NEEDLE BEARING
<b>HONDA CONTINUED</b>									
CRE F125X CRM F125X	08-10 08-10	-	-	-	181811	181812	-	-	-
CRF150F	06-15	-	-	-	180615 2003-05 180617 2006-15	180616 2003-05 180021 2006-15	-	-	N/R
CRF150R XR200R CRF230F CRF230L,M	07-14 93-02 03-15 08-09	- - -	- - -	- - -	180618 180619 180620	180022 180621 180622 230F ONLY 180623 230L, M ONLY	- - - -	- - - -	N/R N/R N/R
XR250L XR250R	91-96 86-95	-	-	-	181222 1986-04 XR250R 1991-96 XR250L	181223	-	-	-
XR250R CR250 (NIKASIL CYL)	96-04 86-96	- 66.34 66.35 66.36 66.84 67.34 67.84	- 126PS 180214 180215 126P2 126P4 180212	- 126RS 126RS 126RS 126R2 126R4 180213	- 126TS 1986-91 125TS 1992-01	181224 126F 1989-91 125F 1992-01	- 180654 180655 180656 180657 180658 180659 1986-91 180660 180661 180662 180663 180664 180665 1992-96	- -	- NB9505 SIZE 18X22X22
CR250 (NIKASIL CYL)	97-01	66.34 66.35 66.36 66.84 67.34 67.84	125PS 180208 180210 125P2 125P4 180205	125RS 125RS 125RS 125R2 125R4 180207	125TS 1992-01	125F 1992-01	125KS 180209 180211 180666 180667 180206	-	NB9505 SIZE 18X22X22
CR250 COMPRESSION 8.5:1 (NIKASIL CYL)	02-04	66.34 66.35 66.36	127PS 180216 180218	125RS 125RS 125RS	127TS	127F	127KS 180217 180219	-	NB9505 SIZE 18X22X22
CR250 COMPRESSION 8.5:1 (NIKASIL CYL)	05-07*	66.34 66.35	180220 180221	180223 180223	180450	180019	180668 180669	-	NB9505 SIZE 18X22X22
CRF250R CRF250X	04-09 04-16	77.96 77.97 77.98	180739 180740 180741	180742 180742 180742	180225 2004-13	180224 2004-13	181225 181226 181227 2004-13	-	N/R
			180739 SERIES WILL NOT ACCEPT OEM RINGS FROM 06-07 250R OR 07-09 250X MODELS						
			180742 WILL NOT WORK ON 06-07 250R, AND 07-09 250X OEM PISTON						
13.2:1 COMPRESSION (NIKASIL CYL) CRF250R	10-13	76.80 76.81 76.82	180743 180744 180745	180746 180746 180746	180738	180737	181228 181229 181230	-	N/R
13.2:1 COMPRESSION (NIKASIL CYL) CRF250R	14-16	76.80 76.81 76.82	181813 181814 181815	180746	180738	180737	181816 181817 181818	-	N/R
13.5:1 COMPRESSION (NIKASIL CYL) CRF250L	13-16	75.96	-	-	181503	181504	-	-	N/R

- accessories
- body
- handlebar & grips
- cables & levers
- exhaust
- engine
- fuel & intake
- electrical & ignition
- clutch
- drive
- bearings
- brakes
- steering & suspension
- tires
- tools & shop

## NAMURA DIRT BIKE PISTON AND GASKET SETS CONTINUED

MODEL	YEARS	PISTON SIZE(MM)	PISTON KIT	RING KIT	TOP END GASKET KIT	FULL SET GASKET KIT	TOP END REPAIR KITS	CLUTCH GASKET	TOP NEEDLE BEARING
<b>HONDA CONTINUED</b>									
XR400R	96-04*	84.97 85.47  85.97 86.47	10003PS 10003P2  10003P4 10003P6	10003RS 10003R2  10003R4 180055	10003TS	181231	10003KS 10003K2  10003K4 180054	181092 (INNER CLUTCH GASKET)	N/R
*10003PS SERIES CAN NOT ACCEPT OEM RINGS AND 10003RS RINGS CAN NOT BE USED ON OEM TRX400EX / XR400 PISTON									
XR400- BIG BORE (440cc) 11:1 HI-COMPRESSION	96-04*	88.95	10004PS 181094	10004RS 10004RS IS A CYL- INDER SLEEVE FOR BIG BORE	10004TS	--	180057	181092 (INNER CLUTCH GASKET)	N/R
CRF450R  (NIKASIL CYL) COMPRESSION 12.0:1	02-08	95.97 95.98 95.99	180747 180748 180749	180750	180227 2002-06 180229 2007-08	180226 2002-06 180754 2007-08	181232 181233 181234 2002-2006 181235 181236 181237 2007-2008	-	N/R
CRF450R  COMPRESSION 12.0:1 (NIKASIL CYL)	09-12	95.97 95.98 95.99	180751 180752 180753	180750	180964 2009-15	180755 2009-15	181238 181239 181240 2009-2012	-	N/R
180751 WILL NOT ACCEPT OEM RINGS OR CIRCLIPS, 180750 WILL NOT WORK ON OEM 09-12 CRF450R									
CRF450X  COMPRESSION 12.0:1 (NIKASIL CYL)	05-16	95.97 95.98 95.99	180747 180748 180749	180750	180229	180228	181235 181236 181237	-	N/R
CR500	84-01	-	-	-	180231 1989-2001	180230 1989-2001	-	-	N/R
<b>HUSABERG</b>									
TE125 (NIKASIL CYL) (DUAL RING)	12-14	53.94 53.95 53.96	729PS 729PS-B 729PS-C	729RS 729RS 729RS	180962	180937	180934 180928 180931	-	NB9514 SIZE 15X19X19.5
*729PS CANNOT USE OEM RINGS AND 729RS RINGS CANNOT BE USED WITH OEM PISTONS									
TE250 (2T KTM ENGINE) (NIKASIL CYL)	11-14	66.34 66.35 66.36	751PS 751PS-B 751PS-C	750RS 750RS 750RS	180037	180949	181241 181242 181243	-	180683 SIZE 18X22X19.8
FE250  (NIKASIL CYL) 13.2:1 STD COMPRESSION	13	75.96 75.97 75.98	180950 180951 180952	180954 180954 180954	180443	-	181244 181245 181246	-	N/R
TE300	11-14	-	181819 181820 181821	181505 181505 181505	180013	181339	181825 181826 181827	-	180683 SIZE 18X22X19.8
FC350 FE 350	14* 13-14*	87.96 87.97 87.98	181822 181823 181824	181831	181832	-	181828 181829 181830	-	-
FE390	10-11	-	-	-	181506	-	-	-	-

## NAMURA DIRT BIKE PISTON AND GASKET SETS CONTINUED

MODEL	YEARS	PISTON SIZE(MM)	PISTON KIT	RING KIT	TOP END GASKET KIT	FULL SET GASKET KIT	TOP END REPAIR KITS	CLUTCH GASKET	TOP NEEDLE BEARING
<b>HUSABERG CONTINUED</b>									
FE450	09-12	94.94	181343	181342	181506	-	181507	-	-
FX450	10-12	94.95 94.96	181344 181345	181342 181342	2010-11 FX 450E	-	181508 181509 2010-11 FX 450E	-	-
(NIKASIL CYL) FE/FS570	10	-	-	-	181506	-	-	-	-
<b>HUSQVARNA</b>									
TC85 (NIKASIL CYL)	14	46.95 46.96 46.97	704PS 704PS-B 704PS-C	180RS 180RS 180RS	181513	181514	181510 181511 181512	-	180611 SIZE 14X18X15.8
CR125	97-14	53.94	103PS	200RS	181250	-	181247	-	180614 SIZE
WR125	97-14	53.95	180203	200RS			181248		15X19X16.7
WRE125	98-10	53.96	180204	200RS			181249		
SM125/S	98-14								
COMPRESSION 8.6:1 (NIKASIL CYL)									
SMS4-TE125	10-11	-	-	-	181811	181812	-	-	-
TC/TE125 (DUAL RING) (NIKASIL CYL)	14	53.94 53.95 53.96	729PS 729PS-B 729PS-C	729RS 729RS 729RS	180962	180937	180934 180928 180931	-	NB9514 SIZE 15X19X19.5
*729PS CANNOT USE OEM RINGS AND 729RS RINGS CANNOT BE USED WITH OEM PISTONS									
CR250 (NIKASIL CYL)	98-13	66.34 66.35 66.36	125PS 180208 180210	125RS 125RS 125RS				-	-
TE/TC250	03-04	-	-	-	181515	-	-	-	-
TXC250	03-04								
SMR250	03-04								
TE/TC250 (2T KTM ENGINE) (NIKASIL CYL)	14-16	66.34 66.35 66.36	751PS 751PS-B 751PS-C	750RS 750RS 750RS	180037	180949	181241 181242 181243	-	NB9514 SIZE 15X19X19.5
TC/TE250	05-09	-	-	-	181516	-	-	-	-
TXC250	05-09								
SMR250	05-09								
TC 250	10-11	-	-	-	181833	181834	-	-	-
TXC 250	10-12								
TE 250	10-12								
TC 250	12-14	-	-	-	181835	181836	-	-	-
TE 250	13-14								
TXC 250	13-14								
FC250	14	-	-	-	181517	181518	-	-	-
CR250	99-12	-	-	-	181519	-	-	-	-
WR250	99-14								
WR300	09-14								
TE300 (KTM ENGINE)	14-16	71.94 71.95 71.96	181819 181820 181821	181505 181505 181505	180013	181339	181825 181826 181827	-	NB9514 SIZE 15X19X19.5
WR300 (KTM ENGINE)	08-13	71.94 71.95 71.96	181819 181820 181821	181505 181505 181505	-	-	-	-	-
FE 350	14-15	87.96	181822	181831	181832	181837	181828	-	N/R
FC350	14-15	87.97 87.98	181823 181824		2014-15 FC350	2014-15 FC350	181829 181830		
TC 449	11-14	-	-	-	181791	181792	-	-	-
TXC 449	11-12								
TE 449	11-14								
TXC/TCX 511	11-13								
TE 511	11-14								
SMR 511	11-12								

- accessories
- body
- handlebar & grips
- cables & levers
- exhaust
- engine
- fuel & intake
- electrical & ignition
- clutch
- drive
- bearings
- brakes
- steering & suspension
- tires
- tools & shop

## NAMURA DIRT BIKE PISTON AND GASKET SETS CONTINUED

MODEL	YEARS	PISTON SIZE(MM)	PISTON KIT	RING KIT	TOP END GASKET KIT	FULL SET GASKET KIT	TOP END REPAIR KITS	CLUTCH GASKET	TOP NEEDLE BEARING
<b>HUSQVARNA CONTINUED</b>									
TE/TC450	03-04	-	-	-	181520	-	-	-	-
SMR450	03-04	-	-	-	-	-	-	-	-
TC510	04	-	-	-	-	-	-	-	-
TE510R	04	-	-	-	-	-	-	-	-
SMR450	05-09	-	-	-	181521	-	-	-	-
TXC450	05-10	-	-	-	-	-	-	-	-
TE450	05-09	-	-	-	-	-	-	-	-
TC510	05-10	-	-	-	-	-	-	-	-
SMR510	05-09	-	-	-	-	-	-	-	-
FC 450	14-16	-	-	-	181877	181878	-	-	--
SMR 450	15	-	-	-	-	-	-	-	-
FE450	14-16	-	-	-	181879	181880	-	-	--
FE501	14-16	-	-	-	-	-	-	-	-
<b>KAWASAKI</b>									
KDX50	03-06	40.96	180848	180856	180813	180812	180855	-	180671
		41.46	180849	180851			180850		SIZE
		41.96	180852	180854			180853		12X16X15.8
NX-30050 PISTON SERIES DOES NOT HAVE MACHINED SMOOTH DOME									
KX60 (NIKASIL CYL)	83-03*	42.95	260PS	260RS	260TS	260F	260KS	-	180671
		42.96	260PS-B	260RS	1985-03	1985-03	260KS-B		SIZE
		42.97	260PS-C	260RS			260KS-C		12X16X15.8
							1985-03		
KX65 COMPRESSION 8.4:1 (NIKASIL CYL)	00-14	44.45	265PS	265RS	265TS	265F	265KS	-	180672
		44.46	265PS-B	265RS		2000-05	265KS-B		SIZE
		44.47	265PS-C	265RS		180673	265KS-C		12X16X14.8
		44.96	180280	180282		2006-14	180281		
		45.46	180283	180285			180284		
		45.95	180286	180288			180287		
KX80 (NIKASIL CYL)	88-00*	47.95	280PS	280RS	180293	180292	180830	-	180674
		47.96	180289	280RS	1988-90	1988-90	180824		SIZE
		47.97	180290	280RS	280TS	280F	180827		14X18X17.2
		48.45	280P2	280R2	1991-97	1991-97	180818		
		48.95	280P4	280R4	281TS	281F	180821		
					1998-00	1998-00	1988-90		
							180828		
							180822		
							180825		
							-		
							180819		
							1991-97		
							180829		
							180823		
							180826		
							180817		
							180820		
							1998-2000		
KX85 COMPRESSION 9.2:1 (NIKASIL CYL)	01-13*	48.45	285PS	280R2	285TS	285F	285KS	-	180674
		48.46	285PS-B	280R2			180294		SIZE
		48.47	285PS-C	280R2			180295		14X18X17.2
KX85	14-16	48.45	181838	181841	181844	181845	181846	-	180674
		48.46	181839	181841			181847		SIZE
		48.47	181840	181841			181848		14X18X17.2
KE100	76-00	-	-	-	181849	-	-	-	180674
									SIZE
									14X18X17.2
KX100 (NIKASIL CYL)	95-13*	52.44	180252	180675	180003	180024	180786	-	180674
		52.45	180253	180675			180784		SIZE
		52.46	180254	180675			180785		14X18X17.2
KX100 (NIKASIL CYL)	14-16	52.50	181850	181853	181854	181855	181856	-	180674
		52.51	181851				181857		SIZE
		52.52	181852				181858		14X18X17.2
KLX110	02-13	-	-	-	180788	180787	-	-	-

## NAMURA DIRT BIKE PISTON AND GASKET SETS CONTINUED

MODEL	YEARS	PISTON SIZE(MM)	PISTON KIT	RING KIT	TOP END GASKET KIT	FULL SET GASKET KIT	TOP END REPAIR KITS	CLUTCH GASKET	TOP NEEDLE BEARING
<b>KAWASAKI CONTINUED</b>									
KMX125	86-03	53.96 53.97 53.98	180776 180777 180778	180780 180780 180780	180781	180779	-	-	
KLX125L	03-06	-	-	-	180783	180782	-	-	-
KX125 (NIKASIL CYL)	90-91	53.95	-	-	180247	180246	-	-	-
KX125 (NIKASIL CYL)	92-94	53.95	-	-	180251	180250	-	-	-
KX125 (NIKASIL CYL)	95-97	53.95	-	-	180249	180248	-	-	NB9514 SIZE 15X19X19.5
KX125 (NIKASIL CYL)	98-00	53.94 53.95 53.96	200PS 180768 180770	200RS 200RS 200RS	200TS	200F	180677 180769 180771	-	NB9514 SIZE 15X19X19.5
KX125 (NIKASIL CYL)	01-02	53.94 53.95 53.96	201PS 180772 180774	200RS	200TS	-	201KS 180773 180775	-	NB9514 SIZE 15X19X19.5
KX125 (NIKASIL CYL)	03	53.95 53.96 53.97	202PS 181859 181860	200RS	205TS	204F	202KS 181861 181862	-	NB9514 SIZE 15X19X19.5
KX125 (NIKASIL CYL)	04-05*	53.97 53.98 53.99	205PS 181255 181256	200RS	205TS	204F	205KS 181863 181864	-	NB9514 SIZE 15X19X19.5
KDX200	89-94	-	-	-	180002	180518	-	-	-
KDX200	95-06	-	-	-	180452	180023	-	-	-
KLR250	87-05	73.95 74.45 74.95 75.45	20002PS 20002P2 20002P4 180115	20002RS 20002R2 20002R4 180117	180805	180803	180804 180800 180801 180802	-	N/R
KDX220	97-05	-	-	-	180452	180023	-	-	-
KDX250	91-94	-	-	-	180005	180519	-	-	-
KLX250	94-96	-	-	-	180807	180806	-	-	-
KLX250S	06-14	-	-	-	-	-	-	-	-
KLX250SF	09-10	-	-	-	-	-	-	-	-
KX250	88-89	-	-	-	180005	-	-	-	-
KX250 (NIKASIL CYL)	92-04	66.35 66.36 66.37 66.85 67.35 67.85	225PS 180264 180266 180255 180258 180261	225RS 225RS 225RS 180257 180260 180263	226TS 1993-03	226F 1993-03	225KS 180265 180267 180256 180259 180262 1993-03 180795 180793 180794 180790 180791 180792	-	180678 SIZE 18X22X23.5
225PS, 2002-2003 CANNOT USE OEM RINGS AND 225RS 2002-03 RINGS CANNOT BE USED W/OEM PISTONS									
KX250 (NIKASIL CYL)	05-08*	66.35 66.36 66.37	180268 180269 180270	180271 180271 180271	229TS	229F	180798 180796 180797	-	180678 SIZE 18X22X23.5
KX250F (FORGED) COMPRESSION 12.6:1 (CHROME COMPOSITE CYL)	04-05	76.95 76.96 76.97	230PS 230PS-B 230PS-C	230RS 230RS 230RS	230TS 2004-08	230F 2004-08	180275 180273 180274 2004-05	-	N/R

- accessories
- body
- handlebar & grips
- cables & levers
- exhaust
- engine
- fuel & intake
- electrical & ignition
- clutch
- drive
- bearings
- brakes
- steering & suspension
- tires
- tools & shop

## NAMURA DIRT BIKE PISTON AND GASKET SETS CONTINUED

	MODEL	YEARS	PISTON SIZE(MM)	PISTON KIT	RING KIT	TOP END GASKET KIT	FULL SET GASKET KIT	TOP END REPAIR KITS	CLUTCH GASKET	TOP NEEDLE BEARING	
	<b>KAWASAKI CONTINUED</b>										
	KX250F (FORGED) COMPRESSION 13.5:1	06-09	76.95 76.96 76.97	231PS 231PS-B 231PS-C	230RS 230RS 230RS	230TS 2004-08 181257 2009-14	230F 2004-08	231KS 180276 180277 2006-08 181865 181866 181867 2009	-	N/R	
	KX250F  COMPRESSION 13.8:1 (NIKASIL CYL)	10-16	76.95 76.96 76.97	181576 181577 181578	181579 181579 181579	181257 2009-14	181258 2009-13	181524 181525 181526 2010-13	-		
	KLX300	97-07	-	-	-	180809	180808	-	-	N/R	
	KLX400 COMPRESSION 11.3:1 (NIKASIL CYL)	03-06*	89.96 89.97 89.98 90.46 90.96 91.46	30002PS 180567 180569 30002P2 30002P4 180127	30002RS 30002RS 30002RS 30002R2 30002R4 180129	30002TS	180335	30002KS 180568 180570 30002K2 30002K4 180128	-	N/R	
	KLX400 - BIG BORE 12.3:1 HI COMPRESSION (NIKASIL CYL)	03-06*	93.96	180119	180125	180126	-	180124	-	N/R	
	KX450F  COMPRESSION 12.8:1	06-16	95.95 95.96 95.97	181527 181528 181529	181530	181259 2006-08 181261 2009-14	180026 2006-08 181262 2009-14	181531 181532 181533 2006-08 181534 181535 181536 2009-14	-	N/R	
	KLX450R	08-14				181259	181260				
	KX500	89-04	-	-	-	180279	180278	-	-	181263	
	<b>KTM</b>										
	50SX PRO JR & SR LC USA & EU	01-02	39.46	700PS	181537	180426	180424	180425	-	181264	
	50 MINI / JUNIOR / SENIOR ADVENTURE USA & EU	02	39.47	700PS-B	181537	50SX LC	50SX LC	180422		SIZE	
	50 MINI ADVENTURE GS	02	39.48		181537	2001-08	2001-08	180423		12X15X14.5	
	50SX PRO JR & SR LC, MINI , SENIOR & JUNIOR ADVENTURE	03				180008	181265	50SX LC			
	50SX PRO JR & SR LC, MINI & SENIOR ADVENTURE	04-05				ADV50 A/C	50ADV A/C	2001-08			
	50SX, SX JR, MINI ADV, SENIOR ADVENTURE	06-07				1997-01	1997-01	180430			
	50SX, SX JR, SX MINI LC (NIKASIL CYL)	08				180431 ADV50 A/C 2002-08	180429 ADV50 A/C 2002-08	180427 180428 ADV50 A/C 2002-08			
	50SX	09-16	39.46 39.47 39.48	181266 181267 181268	181537 181537 181537	180917	181272	181269 181270 181271	-	181264 12X15X14.5	
	60SX (NIKASIL CYL)	98-00	43.46 43.47 43.48	702PS 702PS-B 702PS-C	702RS 702RS 702RS	180433	180432	181868 181869 181870	-	180679 SIZE 12X14.75X16.3	
	65SX	98-08	44.96	702P6	702R6	180433	180432	180913	-	180679	
	65 XC (NIKASIL CYL)	08	44.97 44.98	702P6-B 702P6-C	702R6 702R6			180911 180912		SIZE 12X14.75X16.3	
	65SX/XC	09-16	44.96 44.97 44.98	181273 181274 181275	702R6 702R6 702R6	180454	181279	181276 181277 181278	-	180679 SIZE 12X14.75X16.3	

## NAMURA DIRT BIKE PISTON AND GASKET SETS CONTINUED

MODEL	YEARS	PISTON SIZE(MM)	PISTON KIT	RING KIT	TOP END GASKET KIT	FULL SET GASKET KIT	TOP END REPAIR KITS	CLUTCH GASKET	TOP NEEDLE BEARING
<b>KTM CONTINUED</b>									
85SX/XC (NIKASIL CYL)	03-14	46.95	704PS	180RS	180435	180434	180916	-	180611
		46.96	704PS-B	180RS	2003-12	2003-12	180914		SIZE
		46.97	704PS-C	180RS	181513 2013-14	181514 2013-14	180915 2003-12 181538 181539 181540 2013-14 85SX		14X18X15.8  180611 SIZE 14X18X15.8
105SX	04-14	51.93	181280	181283	181287	181288	181284	-	180611
105XC	08-09	51.94	181281	181283	2003-14 105SX, XC	2003-14 105SX, XC	181285		SIZE
125SX/EXC (NIKASIL CYL)	94-00	51.95	181282	181283			181286	-	14X18X15.8
		54.19	726PS	200R1	180436	180918	180923		NB9514
		54.20	726PS-B	200R1	1991-97	1991-97	180919		SIZE
		54.21	726PS-C	200R1	180437 1998-01	-- 1998-01	180921 1994-97 180924 180920 180922 1998-00		15X19X19.5
125SX	01-14	53.94	729PS	729RS	180437	181289	180932	-	NB9514
125EXC (DUAL RING) (NIKASIL CYL)	01-14	53.95	729PS-B	729RS	1998-01	1998-01	180926	-	SIZE
		53.96	729PS-C	729RS	180438	180925	180929		15X19X19.5
					2002-06	2002-06	2001		
					180962	180937	180933		
					2007-14	2007-14	180927		
							180930 2002-06 180934 180928 180931 2007-14		
*729PS CANNOT USE OEM RINGS AND 729RS RINGS CANNOT BE USED WITH OEM PISTONS									
125SX GP SERIES ONLY (NIKASIL CYL) (SINGLE RING)	01-14	53.95	302PS	200RS	180437	--	181290	-	NB9514
		53.96	302PS-B	200RS	1998-01	1998-01	181291		SIZE
		53.97	302PS-C	200RS	180438 2002-06 180962 2007-13	-- 180925 2002-06 180937 2007-13	181292 1998-01 181293 181294 181295 2002-06 181296 181297 181298 2007-13		15X19X19.5
302PS CANNOT USE OEM RINGS AND 200RS RINGS CANNOT BE USED WITH OEM PISTONS									
144SX	07-08	55.94	730PS	180681	180962	180937	180938	-	NB9514
150SX	09-14	55.95	730PS-B	180681			180935		SIZE
150XC (DUAL RING)	10-14	55.96	730PS-C	180681			180936		15X19X19.5
200SX	98-14	63.94	181300	181299	180492	181303	181304	-	181541
		63.95	181301	181299	1998-02 SX,EXC	1998-02 SX,EXC	181305		SIZE
		63.96	181302	181299			181306		16X20X19.8
		63.94			180009 2003-05 200SX,EXC	181316 2003-05 200SX,EXC	1998-02 181307		
		63.95			2006-14 200SX,EXC, XC-W	2006-14 200SX,EXC, XC-W	181308		
		63.96					181309 2003-14		

- accessories
- body
- handlebar & grips
- cables & levers
- exhaust
- engine
- fuel & intake
- electrical & ignition
- clutch
- drive
- bearings
- brakes
- steering & suspension
- tires
- tools & shop

## NAMURA DIRT BIKE PISTON AND GASKET SETS CONTINUED

MODEL	YEARS	PISTON SIZE(MM)	PISTON KIT	RING KIT	TOP END GASKET KIT	FULL SET GASKET KIT	TOP END REPAIR KITS	CLUTCH GASKET	TOP NEEDLE BEARING
<b>KTM CONTINUED</b>									
200EXC/MXC	98-14	63.94 63.95 63.96  63.94  63.95  63.96	181317 181318 181319	181320 181320 181320	180492 1998-02 SX,EXC  180009 2003-05 200SX,EXC 2006-14 200SX,EXC,XC-W	181303 1998-02 SX,EXC  181316 2003-05 200SX,EXC 2006-14 200SX,EXC,XC-W	181310 181311 181312 1998-02 181313  181314  181315 2003-14	-	181541 SIZE 16X20X19.8  181541 SIZE  16X20X19.8
250SX & SX M 250EXC, EXC, EGS, MX, GS (NIKASIL CYL)	90-94	67.44 67.45 67.46	740PS 740PS-B 740PS-C	740RS 740RS 740RS	180439	180942 1990-02 250SX 1990-03 250EXC	180943 180940 180941	-	180683 SIZE 18X22X19.8
250SX/EXC 250EGS (NIKASIL CYL)	95	67.44 67.45 67.46	-	740RS 740RS 740RS	180439	180942 1990-02 250SX 1990-03 250EXC	-	-	180683 SIZE 18X22X19.8
250SX, EXC, EGS (NIKASIL CYL)	96-99	67.44 67.45 67.46	747PS 747PS-B 747PS-C	740RS 740RS 740RS	180439	180942 1990-02 250SX 1990-03 250EXC	180946 180944 180945	-	180683 SIZE 18X22X19.8
250SX & SXS 250EXC	00-02 00-06	66.34 66.35	750PS 750PS-B	750RS 750RS	180440 2000-02 SX250	180942 1990-02 250SX	181321 181322	-	180683 SIZE
250MXC (NIKASIL CYL)	00-05	66.36	750PS-C	750RS	2000-03 EXC250 2000-05 MXC250	1990-03 250EXC 180947	181323 2000-02 SX250 2000-03 EXC250	-	18X22X19.8
		66.34 66.35 66.36			180441 2003-04 SX 250 2004 EXC 250 180442 2005 EXC250	2003-04 SX 250 2004 EXC 250 180948 2005 EXC250 2005-06 SX250	181324 181325 181326 2004 EXC250	-	180683 SIZE 18X22X19.8
		66.34 66.35			2005-06 SX250 2006 XC, XC-W250	2006 XC, XC-W250	181327 181328	-	180683 SIZE
		66.36					181329 2005 EXC250	-	18X22X19.8
250SX & SXS	03-15	66.34	751PS	750RS	180441	180947	181330	-	180683
250XC, XCW, XCW-E	06-12	66.35	751PS-B	750RS	2003-04 SX250	2003-04 SX250	181331	-	SIZE
250EXC 2T FREERIDE 250R	06-15 14	66.36	751PS-C	750RS	2004 EXC250	2004 EXC250	181332 2003-04 SX250	-	18X22X19.8
(NIKASIL CYL)		66.34 66.35 66.36			180442 2005 EXC250 2005-06 250SX 2006 250XC, XC-W 2006-07 EXC 2T	180948 2005 EXC250 2005-06 SX250 2006 XC, XC-W250	181333 181334 181335 2005-06 SX250 2006 XC, XC-W250	-	180683 SIZE 18X22X19.8
		66.34 66.35			180037 2007 250SX, SXS, XC, XC-W 2008-12 250SX, XC/XC-W 2008-15 EXC 2T	180949 2007 SXS 2007-12 250SX, XC/XC-W 2008-15 EXC 2T	181241 181242 181243	-	180683 SIZE 18X22X19.8
250EXC 4 STROKE (NIKASIL CYL)	01-06	-	-	-	180444	181336	2007 SX, SXS, XC, XC-W250 2008 250SX, XC/ XC-W 2008-15 EXC 2T	-	N/R



## NAMURA DIRT BIKE PISTON AND GASKET SETS CONTINUED

MODEL	YEARS	PISTON SIZE(MM)	PISTON KIT	RING KIT	TOP END GASKET KIT	FULL SET GASKET KIT	TOP END REPAIR KITS	CLUTCH GASKET	TOP NEEDLE BEARING
<b>KTM CONTINUED</b>									
250SX-F	05-12	75.96	180950	180954	180443	180953	181244	-	N/R
250XC-F, XCF-W, EXC-F	07-13	75.97 75.98	180951 180952	180954 180954			181245 181246		
(NIKASIL CYL)									
250SX-F	13-14	-	-	-	181517	181518	-	-	-
250 XC-F	13-14								
EXC-F SIX DAYS	14								
300SX, EXC	90-03	-	-		180010	181337	-	-	180683
300XC, XC-W	90-07				1994-03 SX/EXC/ XC	1994-03 SX/EXC/ XC			SIZE
					180011	181338			18X22X19.8
					2004-05 EXC/ MXC300	2004-05 EXC/ MXC300			
					2006-07 XC/ XC-W300	2006-07 XC/ XC-W300			
300EXC	04-16	74.94	181819	181505	180011	181338	181871	-	180683
300XC	08-16	74.95	181820	181505	2004-05 EXC/ MXC300	2004-05 EXC/ MXC300	181872		SIZE
300XC-W	08-16	74-96	181821	181505	2006-07 XC/ XC-W300	2006-07 XC/ XC-W300	181873		18X22X19.8
					180013	181339	2004-05 EXC/ MXC300		
					2008-15 XC/ XC-W300	2008-15 XC/ XC-W300	2006-07 XC/ XC-W300		
							181825 181826		
							181827 2008- 15 XC/ XC-W300		
EXC-F 350	12-15	87.96	181822	181831	181542	181543	181874	-	N/R
FREERIDE 350	12-15	87.97	181823		2011-12 350SX-F	2011-12 350SX-F	181875		
SX-F 350	11-15	87.98	181824		2012-13 350 EXC-F 350	2012-13 350EXC-F 350	181876		
XC-F 350	12				2013-14 FRE- ERIDE 350	2013-14 FRE- ERIDE 350			
XCF-W 350	12-14				2013 EXC-F SIX DAYS 350	2013 EXC-F SIX DAYS 350			
					2012 350XC-F	2012 350XC-F			
					2012 350XCF-W	2012 350XCF-W			
XCF-W 350	14-15	-	-	-	181832	181837	-	-	-
EXC-F 350	14-15								
EXC-F SIX DAYS 350	14-15								
XC-F 350	13-15								
360SX, EXC	96-97	-	-	-	180014	181340	-	-	-
380SX, EXC	98-02	-	-	-	180014	181340	-	-	-
400SX,MXC,EXC	00-02	-	-	-	180015	181341	-	-	-
400EXC	04-06					2004-06 400EXC			
400XC-W	07					2007 400XC-W			
450EXC	03-07	-	-	-	180015	181341	-	-	-
450SMS	04								
450MXC	05								
450XC-W	07								
EXC450	08-12	94.94	181343	181342	181506	181544	181507	-	N/R
EXC-R450	08-12	94.95	181344	181342	2009-11 450EXC	2009-11 450EXC, XC-W	181508		
		94.96	181345	181342	2012-13 450XC-W	2009-11 530EXC, EC-W	181509		
					2012-13 500EXC, XC-W		2009-11 450EXC		
					2009-11 530EXC, XC-W				
11.9:1 STD COMPRESSION									

- accessories
- body
- handlebar & grips
- cables & levers
- exhaust
- engine
- fuel & intake
- electrical & ignition
- clutch
- drive
- bearings
- brakes
- steering & suspension
- tires
- tools & shop

## NAMURA DIRT BIKE PISTON AND GASKET SETS CONTINUED

MODEL	YEARS	PISTON SIZE(MM)	PISTON KIT	RING KIT	TOP END GASKET KIT	FULL SET GASKET KIT	TOP END REPAIR KITS	CLUTCH GASKET	TOP NEEDLE BEARING
<b>KTM CONTINUED</b>									
450SX, MXC, XC, SMR, SXS	03-07	-	-	-	180016 2003-04 MXC 2003-06 SX 04, 06-07 XC 2005-07 SMR 2005-06 SXS	180939 2003-04 MXC 2003-06 SX 04, 06-07 XC 2005-07 SMR 2005-06 SXS	-	-	N/R
450SX-F, SXS-F	07-12	96.93	180956	180959	180542	180541	181346	-	-
450XC-F	08-09	96.94 96.95	180957 180958	180959 180959			181347 181348		
12.5:1 STD COMPRESSION									
450SX-F	13				181506 2009-11 450EXC	181545 2012-13 450XC-W			
EXC450	12-13								
450XC-W	12-13				2012-13 450XC-W	2012-13 500EXC, XC-W			
500EXC, EX-W	12-13				2012-13 500EXC, XC-W 2009-11 530EXC, XC-W				
SX-F 450	14-16	-	-	-	181877	181878	-	-	-
XC 450F	14-16								
SMR 450	14								
EXC 450	14-16	-	-	-	181879	181880	-	-	-
EXC 450 SIX DAYS	14-16								
EXC 500	14-16								
XC-W 500	14-16								
505XC-F, SX-F, SX	08-09	-	-	-	180544	180543	-	-	-
520SX, MXC, EXC	00-02	-	-	-	180016	180939	-	-	N/R
525SX, MXC, EXC, XC	03-07	-	-	-	180016 2003-07 SX, MXC, EXC 2006-07 XC	180939 2003-07 SX, MXC, EXC 2006-07 XC	-	-	-
EXC-R530	08-12	94.94 94.95 94.96	181349 181350 181351	181342 181342 181342	-	-	-	-	-
11.9:1 STD COMPRESSION									
EXC530	09-11				181506 2009-11 450EXC	181545 2012-13 450XC-W			
XC-W530					2012-13 450XC-W 2012-13 500EXC, XC-W 2012-13 500EXC, XC-W 2009-11 530EXC, XC-W				
<b>RIEJU</b>									
MARATHON 125 PRO/SM	09	-	-	-	181811	181812	-	-	-
<b>SUZUKI</b>									
JR50	78-07	40.96 41.46 41.96	180848 180849 180852	180856 180851 180854	180813	180812	180855 180850 180853	-	180671 SIZE 12X16X15.8
NX-30050 PISTON SERIES DOES NOT HAVE MACHINED SMOOTH DOME									
RM60 (ELECTROFUSION CYL)	03*	42.95 42.96 42.97	260PS 260PS-B 260PS-C	260RS 260RS 260RS	260TS	260F	260KS 260KS-B 260KS-C	-	180671 SIZE 12X16X15.8
RM65 (ELECTROFUSION CYL)	03-07*	44.45 44.46 44.47 44.96 45.46 45.95	265PS 265PS-B 265PS-C 180280 180283 180286	265RS 265RS 265RS 180282 180285 180288	265TS 2003-05	265F 2003-05	265KS 265KS-B 265KS-C 180281 180284 180287 2003-05	-	180672 SIZE 12X16X14.8

## NAMURA DIRT BIKE PISTON AND GASKET SETS CONTINUED

MODEL	YEARS	PISTON SIZE(MM)	PISTON KIT	RING KIT	TOP END GASKET KIT	FULL SET GASKET KIT	TOP END REPAIR KITS	CLUTCH GASKET	TOP NEEDLE BEARING
<b>SUZUKI CONTINUED</b>									
RM80	91-01*	47.43 47.44 47.45 47.93 48.43 48.93	380PS 180341 180343 380P2 380P4 180338	180R2 180R2 180R2 380R2 380R4 180340	380TS	380F	380KS 180342 180344 180336 180337 180339	-	180611 SIZE 14X18X15.8
			*STD/-B/-C PISTON USES 180R2 AND WILL NOT WORK ON OEM PISTON, OEM RINGS WILL NOT WORK ON 380PS SERIES						
RM85 (SCEM COMPOSITE CYL)	02-12	47.94 47.95 47.96	385PS 180345 180347 *USES 180291 RINGS	180291 180291 180291	385TS	385F	385KS 180346 180348	-	180611 SIZE 14X18X15.8
RM100	03-04	52.44 52.45 52.46	180252 180253 180254	180675	180003	-	180786 180784 180785	-	180674 SIZE 14X18X17.2
DRZ110	03-05	-	-	-	180788	180787	-	-	-
DR100	83-90	-	-	-	180540	180539	-	-	-
DR125	82-84, 86-88	-	-	-	-	1983-90 DR100	-	-	-
DR125SE	94-96	-	-	-	-	8192-84 DR125 180538 1986-88 DR125 180832 1994-96 DR125SE	-	-	-
DRZ125L RM125 (SCEM COMPOSITE CYL)	03-09 89-00	53.94 53.95 53.96 54.50 55.00 55.50	- 300PS 180298 180300 300P2 300P4 180296	- 200RS 200RS 200RS 100R2 100R4 180199	180783 300TS 1990-03	180782 300F 1992-97 180302 1998-00	- 300KS 180299 180301 300K2 300K4 180297 1990-00	-	- NB9514 SIZE 15X19X19.5
RM125 (SCEM COMPOSITE CYL)	01-03	53.94 53.95 53.96	181547 181548 181549	200RS 200RS 200RS	300TS 1990-03	180831 2001-03	181881 181882 181883 2001-03	-	NB9514 SIZE 15X19X19.5
RM125 (NIKASIL CYL)	04-10	53.95 53.96 53.97	302PS 302PS-B 302PS-C	200RS 200RS 200RS	303TS	303F	302KS 302KS-B 302KS-C	-	NB9514 SIZE 15X19X19.5
			302PS CANNOT USE OEM RINGS AND 200RS RINGS CANNOT BE USED W/OEM PISTONS						
DR200	86-88 96-09	-	-	-	180006	180455	-	-	-
DRZ250	01-07	-	-	-	180032	180031	-	-	-
RM250	84-85	-	-	-	180313	180312	-	-	-

- accessories
- body
- handlebar & grips
- cables & levers
- exhaust
- engine
- fuel & intake
- electrical & ignition
- clutch
- drive
- bearings
- brakes
- steering & suspension
- tires
- tools & shop

## NAMURA DIRT BIKE PISTON AND GASKET SETS CONTINUED

MODEL	YEARS	PISTON SIZE(MM)	PISTON KIT	RING KIT	TOP END GASKET KIT	FULL SET GASKET KIT	TOP END REPAIR KITS	CLUTCH GASKET	TOP NEEDLE BEARING	
<b>SUZUKI CONTINUED</b>										
RM250 (SCEM COMPOSITE CYL)	89-95	66.94	325PS	325RS	180007	180027	181352	-	NB9503	
		66.95	180310	325RS	1989	1989	181353		SIZE	
		66.96	180311	325RS	180029	180028	181354		18X23X22	
					1990	1990	1989			
		66.94			180030	--	181355		NB9503	
		66.95			1991	1991	181356		SIZE	
		66.96			180315	180314	181357		18X23X22	
					1992-93	1992-93	1990			
		66.94			180322	180321	181358		NB9503	
		66.95			1994-95	1994-95	181359		SIZE	
		66.96					181360		18X23X22	
							1991			
		66.94					181361	NB9503		
		66.95					181362	SIZE		
		66.96					181363	18X23X22		
							1992-93			
		66.94					181364	NB9503		
		66.95					181365	SIZE		
		66.96					181366	18X23X22		
							1994-95			
RM250 (SCEM COMPOSITE CYL)	96-97/99	66.34	326PS	125RS	180324	180323	181367	-	NB9503	
		66.35	181551		1996-98	1996-98	1996-97		SIZE	
		66.36	181552		180326	180325	181368		18X23X22	
					1999-00	1999-00	1999 ONLY			
RM250 (SCEM COMPOSITE CYL)	98/00-02	66.35	324PS	125RS	180324	180323	180307	-	NB9503	
		66.36	180303	125RS	1996-98	1996-98	180304		SIZE	
		66.37	180833	125RS	180326	180325	180834		18X23X22	
					1999-00	1999-00	1998 ONLY			
					180328	180327	180308		NB9503	
					2001-02	2001-02	180305		SIZE	
							180835		18X23X22	
					2000 ONLY					
					180309		NB9503			
					180306		SIZE			
					180836		18X23X22			
					2001-2002		ONLY			
RM250 (NIKASIL CYL)	03-10	66.34	327PS	125RS	180329	180330	327KS	-	NB9503	
		66.35	180319	125RS	2003-05	2003-08	180840		SIZE	
		66.36	180320	125RS	180332		180841		18X23X22	
		66.84	180316	125R2	2006-08		180837			
		67.34	180317	125R4			180838			
		67.84	180318	180207			180839			
							2003-05			
							180331		NB9503	
							180845		SIZE	
							180846		18X23X22	
					180842					
					180843					
					180844					
					2006-08					
RMX250	89-98	-	-	-	180334	180333	-	-	NB9503	
									SIZE	
									18X23X22	
RMZ-250 (FORGED PISTON)	04-06	76.95	230PS	230RS	230TS	230F	180275	-	N/R	
STD 12.6:1 COMPRESSION		76.96	230PS-B	230RS			180273			
(SCEM COMPOSITE CYL)		76.97	230PS-C	230RS			180274			
RM-Z250	07-09	77.00	181374	181380	181381	181383	181371	-	-	
		77.01	181375				181372			
		77.02	181376				181373			
STD 13.4:1 COMPRESSION										
RMZ250	10-14	77.00	181377	181380	181382	181384	181553	-	-	
		77.01	181378	181380			181369			
		77.02	181379	181380			181370			
STD 13.4:1 COMPRESSION										

## NAMURA DIRT BIKE PISTON AND GASKET SETS CONTINUED

MODEL	YEARS	PISTON SIZE(MM)	PISTON KIT	RING KIT	TOP END GASKET KIT	FULL SET GASKET KIT	TOP END REPAIR KITS	CLUTCH GASKET	TOP NEEDLE BEARING
<b>SUZUKI CONTINUED</b>									
DR 350T, X MANUAL	90-99	-	-	-	180453	180033	-	-	-
DR350SE, SET ELECTRIC	94-99	-	-	-	180036	180035	-	-	-
DRZ400 COMPRESSION 11.3:1	00-16	89.96 89.97 89.98 90.46 90.96 91.46	30002PS 180567 180569 30002P2 30002P4 180127	30002RS 30002RS 30002RS 30002R2 30002R4 180129	30002TS	180335	30002KS 180568 180570 30002K2 30002K4 180128	-	N/R
DRZ400-BIG BORE 12.3:1 HI COMPRESSION (NIKASIL CYL)	00-16	93.96	180119	180125	180126	-	180124	-	N/R
RMZ450	05-07	95.46 95.47 95.48	181555 181556 181557	181558 181558 181558	181385	180034	181559 181560 181561	-	N/R
STD 12.0:1 COMPRESSION					180847				
RM-Z450	08-12	95.95	181562	181565	181386	181388	181566	-	N/R
RMX450Z	10-11	95.96 95.97	181563 181564	181565 181565	2008-14	2008-14	181567 181568 2008-12	-	N/R
12.5:1 COMPRESSION DR650SE	96-13	-	-	-	181387	180493	-	-	N/R
<b>YAMAHA</b>									
PW50 COMPRESSION 6.0:1	81-14	39.96 40.21 40.46 40.71 40.96 41.21 41.46	405PS 180362 405P2 180364 405P4 180366 180368	405RS 180363 405P2 180365 405R4 180367 180369	180405	180404	180685 180686 180687 180688 180689 180690 180691	-	180684 SIZE 10X14X12.5
PW80 BW80	83-06* 86-88 90	46.97 47.47 47.97 48.47	408PS 180374 180377 180380	408RS 180376 180379 180382	180385	180383	180384 180375 180378 180381	-	180679 SIZE 12X14.75X16.3
COMPRESSION 6.6:1 YZ80	88-92	-	-	-	180416	180415	-	-	180728 SIZE 12X17X14.2
YZ80 COMPRESSION 8.2:1 (CERAMIC COMPOSITE CYL)	93-01*	46.95 46.96 46.97 47.44 47.45 47.46 47.95 48.45	480PS 180411 180413 480P2 180406 180407 480P4 180409	180RS 180RS 180RS 180R2 180R2 180R2 180R4 180236	480TS	480F	480KS 180412 180414 480K2 181884 181885 180408 180410	-	180611 SIZE 14X18X15.8
YZ85 COMPRESSION 8.2:1 (CERAMIC COMPOSITE CYL)	02-16	47.44 47.45 47.46 47.95 48.45	480P2 180406 180407 480P4 180409	180R2 180R2 180R2 180R4 180236	485TS	485F	180421 180419 180420 180417 180418	-	180611 SIZE 14X18X15.8
TTR90, ET	00-07	-	-	-	180909	180908	-	-	N/R
WR125R	09-11	-	-	-	181811	181812	-	-	-
WR125X	09-11	-	-	-	-	-	-	-	-
RD/DT/DTMX 125LC	75-92	55.95 56.20 56.45 56.70 56.95 57.45 57.95	180861 180862 180864 180866 180868 180870 180872	180874 180863 180865 180867 180869 180871 180873	--	--	-	-	180682 SIZE 16X20X19.5
NX-40010 SERIES DOES NOT HAVE MACHINED SMOOTH DOME									
DTR/DTX/DTRE 125R	91-06	55.98 56.23 56.48 56.73 56.95 57.48 57.98	180875 180876 180878 180880 180882 180884 180886	180888 180877 180879 180881 180883 180885 180887	--	--	-	-	-
NX-40011 SERIES DOES NOT HAVE MACHINED SMOOTH DOME									

- accessories
- body
- handlebar & grips
- cables & levers
- exhaust
- engine
- fuel & intake
- electrical & ignition
- clutch
- drive
- bearings
- brakes
- steering & suspension
- tires
- tools & shop

## NAMURA DIRT BIKE PISTON AND GASKET SETS CONTINUED

MODEL	YEARS	PISTON SIZE(MM)	PISTON KIT	RING KIT	TOP END GASKET KIT	FULL SET GASKET KIT	TOP END REPAIR KITS	CLUTCH GASKET	TOP NEEDLE BEARING
<b>YAMAHA CONTINUED</b>									
YZ125	86-88	N/A	-	-	180356 1986-88	180355 1986-88	N/A	-	N/A
YZ125	89	N/A	-	-	180357 1989	180358 1989-91	N/A	-	N/A
YZ125	90-91	N/A	-	-	180359 1990-91	180360 1992-93	N/A	-	N/A
YZ125	92-93	N/A	-	-	180361 1992-93	180370 1994-97	N/A	-	N/A
YZ125	94-96	N/A	-	-	180371 1994-97		N/A	-	N/A
YZ125 COMPRESSION 8.9:1 (CERAMIC COMPOSITE CYL)	97-01	53.94 53.95 53.96	103PS 180203 180204	200RS 200RS 200RS	400TS 1998-01	180349	180350 180857 180859 1998-00 180693 180858 180860 2001	-	180692 SIZE 15X20X17.8 1998-00 180614 SIZE 15X19X16.7 2001
YZ125 COMPRESSION 10.8:1 (CERAMIC COMPOSITE CYL)	02-04	53.94 53.95 53.96	401PS 180351 180353	200RS 200RS 200RS	180373	180372	401KS 180352 180354	-	180614 SIZE 15X19X16.7
YZ125 COMPRESSION 10.7:1 (CERAMIC COMPOSITE CYL)	05-14	53.95 53.96 53.97	409PS 409PS-B 409PS-C	200RS 200RS 200RS	409TS	409F	409KS 409KS-B 409KS-C	-	180614 SIZE 15X19X16.7
TT-R125 XT125X/R	05-13 05-08				181569	181570			
TW200	87-11	67.00	-	-	181389	181391	-	-	-
XT225	93-07	-	-	-	181390	181392	-	-	-
TTR225	99-04								
TTR230	05-12								
TT-R250	99-06	-	-	-	181886	181887	-	-	-
YZ250	86-87	-	-	-	180394 1986-87	180393 1986-87	-	-	-
YZ250	88-89	-	-	-	180396 1988-89	180395 1988-89	-	-	-
YZ250 WR250 COMPRESSION 10.6:1 (CERAMIC COMPOSITE CYL)	92-98 92-98*	67.94 67.95 67.96	426PS 180391 180392	426RS 426RS 426RS	426TS 1990-94 429TS 1995-98	426F 1990-94 429F 1995-98	180897 180893 180895 1992-94 180898 180894 180896 1995-98	-	NB9503 SIZE 18X23X22
YZ250 COMPRESSION 10.9:1 (CERAMIC COMPOSITE CYL)	99-16	66.35 66.36 66.37 66.85 67.35 67.85	425PS 180389 180390 180386 180387 180388	125RS 125RS 125RS 125R2 125R4 180207	425TS 1999-01  431TS 2002-14	425F 1999-00  431F 2002-14	180694 180695 180696 180697 180698 180699 1999-01 180700 180701 180702 180703 180704 180705 2002-14	-	NB9505 SIZE 18X22X22

## NAMURA DIRT BIKE PISTON AND GASKET SETS CONTINUED

MODEL	YEARS	PISTON SIZE(MM)	PISTON KIT	RING KIT	TOP END GASKET KIT	FULL SET GASKET KIT	TOP END REPAIR KITS	CLUTCH GASKET	TOP NEEDLE BEARING
<b>YAMAHA CONTINUED</b>									
YZ250F WR250F	01-04 01-04	77.00	-	-	180398	180397 2001-13 YZ250F 2001-02 WR250F 180520 03-13 WR250F	-	-	N/R
YZ250F WR250F	05-13 05-13	76.94 76.95 76.96	181393 181394 181395	230RS	180398	180397 2001-13 YZ250F 180520 2003-13 WR250F	181396 181397 181398	-	N/R
13.5:1 COMPRESSION									
YZ250F WR250F	14-16 15	-	-	-	181888 2014 YZ250F	181889	-	-	-
YZ250F/WR250F - BIG BORE BW 350T (BIG WHEEL)	01-13 87-88	83.00 83.00	- 40005PS 40005P2 40005P4 40005P6	- 40005RS 40005R2 40005R4 180170	181408 -	- -	- -	- -	N/R N/R
YZ400F & WR400F WR400F	98-99 00	- -	- -	- -	180400 180402 2000	180399 180401 2000	- -	- -	N/R N/R
YZ426F	00-02	-	-	-	180402 2000-02	180401 2000-02	-	-	N/R
WR426F	01-02	-	-	-	180402 2001-02	180401 2001-02	-	-	N/R
YZ450F WR450F	03-09 03-14	94.96 94.97 94.98	180899 180900 180901	40009RS 40009RS 40009RS	40009TS 2003-05 YZ450F (MX) 2004-13 YFZ450 (ATV) 180965	180403 2003-05 YZ 2003-06 WR 180905	181399 181400 181401	181209	N/R
12.5:1 COMPRESSION					2006-09 YZ 2007-14 WR	2006-09 YZ 2007-14 WR	2004-09 , 2013 YFZ450 181402 181403 181404 2006-09 YZ 2007-14 WR		
YZ450F	10-13	96.95 96.96 96.97	180902 180903 180904	180906 180906 180906	180966	180907	181405 181406 181407	-	N/A
12.5:1 COMPRESSION									
YZ450F	14-16	-	-	-	181890	181891	-	-	-
XTZ600 XT-600E TT600 TT600R	84-04	95.00 95.50 96.00	40007PS 40007P2 40007P4	40007RS 40007R2 40007R4	40007TS 1984-96	40007F 1984-96	40007KS 40007K2 180173 1984-96	-	N/R
XTZ660 TENERE	91-98	99.97 100.47 100.97 101.47	40004PS 40004P2 40004P4 180579	40004RS 40004R2 40004R4 180167	-	-	-	-	N/R

**NOTES:**

1. UNLESS NOTED OTHERWISE, ALL NAMURA PISTONS ARE: MOLYBDENUM/TEFLON COATED AND HAVE A MACHINED SMOOTH, ANODIZED DOME.
2. PISTON KITS - COMES WITH PISTON, RINGS, PIN AND CLIPS
3. TOP END REPAIR KITS - COMES WITH PISTON (S), RINGS, TOP END GASKET KIT, PIN(S), CLIPS AND BEARINGS (IF NEEDED)

- accessories
- body
- handlebar & grips
- cables & levers
- exhaust
- engine**
- fuel & intake
- electrical & ignition
- clutch
- drive
- bearings
- brakes
- steering & suspension
- tires
- tools & shop





## NAMURA DIRT BIKE PISTON AND GASKET SETS PRICING

180747	169.95	L	180837	128.95	L	180913	75.95	L	181228	215.95	J	181303	65.95	J	181374	138.95	J
180748	169.95	L	180838	128.95	L	180914	89.95	L	181229	215.95	J	181304	122.95	J	181375	138.95	J
180749	169.95	L	180839	128.95	L	180915	89.95	L	181230	215.95	J	181305	122.95	J	181376	138.95	J
180750	20.95	L	180840	128.95	L	180916	89.95	L	181231	70.95	J	181306	122.95	J	181377	138.95	J
180751	166.95	L	180841	128.95	L	180917	14.95	L	181232	222.95	J	181307	114.95	J	181378	138.95	J
180752	166.95	L	180842	125.95	L	180918	56.95	L	181233	222.95	J	181308	114.95	J	181379	138.95	J
180753	166.95	L	180843	125.95	L	180919	104.95	L	181234	222.95	J	181309	114.95	J	181380	17.95	J
180754	111.95	L	180844	125.95	L	180920	111.95	L	181235	224.95	J	181310	134.95	J	181381	48.95	J
180755	105.95	L	180845	125.95	L	180921	104.95	L	181236	224.95	J	181311	134.95	J	181382	50.95	J
180768	72.95	L	180846	125.95	L	180922	111.95	L	181237	224.95	J	181312	134.95	J	181383	88.95	J
180769	110.95	L	180847	26.95	L	180923	104.95	L	181238	234.95	J	181313	126.95	J	181384	97.95	J
180770	72.95	L	180848	39.95	L	180924	111.95	L	181239	234.95	J	181314	126.95	J	181385	58.95	J
180771	110.95	L	180849	39.95	L	180925	53.95	L	181240	234.95	J	181315	126.95	J	181386	68.95	J
180772	75.95	L	180850	52.95	L	180926	113.95	L	181241	119.95	J	181316	46.95	J	181387	37.95	J
180773	113.95	L	180851	8.95	L	180927	113.95	L	181242	119.95	J	181317	98.95	J	181388	126.95	J
180774	75.95	L	180852	39.95	L	180928	118.95	L	181243	119.95	J	181318	98.95	J	181389	32.95	J
180775	113.95	L	180853	52.95	L	180929	113.95	L	181244	228.95	J	181319	98.95	J	181390	33.95	J
180776	44.95	L	180854	8.95	L	180930	113.95	L	181245	228.95	J	181320	21.95	J	181391	56.95	J
180777	44.95	L	180855	52.95	L	180931	118.95	L	181246	228.95	J	181321	122.95	J	181392	62.95	J
180778	44.95	L	180856	8.95	L	180932	113.95	L	181247	100.95	J	181322	122.95	J	181393	169.95	J
180779	42.95	L	180857	95.95	L	180933	113.95	L	181248	100.95	J	181323	122.95	J	181394	169.95	J
180780	5.95	L	180858	94.95	L	180934	118.95	L	181249	100.95	J	181324	116.95	J	181395	169.95	J
180781	27.95	L	180859	95.95	L	180935	124.95	L	181250	29.95	J	181325	116.95	J	181396	209.95	J
180782	50.95	L	180860	94.95	L	180936	124.95	L	181255	66.95	J	181326	116.95	J	181397	209.95	J
180783	26.95	L	180861	44.95	L	180937	65.95	L	181256	66.95	J	181327	117.95	J	181398	209.95	J
180784	113.95	L	180862	44.95	J	180938	124.95	L	181257	66.95	J	181328	117.95	J	181399	225.95	J
180785	113.95	L	180863	9.95	L	180939	95.95	L	181258	99.95	J	181329	117.95	J	181400	225.95	J
180786	113.95	L	180864	44.95	L	180940	119.95	L	181259	69.95	J	181330	125.95	J	181401	225.95	J
180787	46.95	L	180865	9.95	L	180941	119.95	L	181260	101.95	J	181331	125.95	J	181402	214.95	J
180788	27.95	L	180866	44.95	L	180942	59.95	L	181261	70.95	J	181332	125.95	J	181403	214.95	J
180790	136.95	L	180867	9.95	L	180943	119.95	L	181262	117.95	J	181333	126.95	J	181404	214.95	J
180791	136.95	L	180868	44.95	L	180944	118.95	L	181263	5.95	J	181334	126.95	J	181405	231.95	J
180792	136.95	L	180869	9.95	L	180945	118.95	L	181264	3.95	J	181335	126.95	J	181406	231.95	J
180793	136.95	L	180870	44.95	L	180946	118.95	L	181265	13.95	J	181336	93.95	J	181407	231.95	J
180794	136.95	L	180871	9.95	L	180947	46.95	L	181266	59.95	J	181337	53.95	J	181408	81.95	J
180795	136.95	L	180872	44.95	L	180948	57.95	L	181267	59.95	J	181338	52.95	J	181503	82.95	J
180796	125.95	L	180873	9.95	L	180949	51.95	L	181268	59.95	J	181339	55.95	J	181504	115.95	J
180797	125.95	L	180874	9.95	L	180950	165.95	L	181269	76.95	J	181340	52.95	J	181505	21.95	J
180798	125.95	L	180875	44.95	L	180951	165.95	L	181270	76.95	J	181341	95.95	J	181506	64.95	J
180800	141.95	L	180876	44.95	L	180952	165.95	L	181271	76.95	J	181342	18.95	J	181507	235.95	J
180801	141.95	L	180877	9.95	L	180953	106.95	L	181272	45.95	J	181343	173.95	J	181508	235.95	J
180802	141.95	L	180878	44.95	L	180954	18.95	L	181273	60.95	J	181344	173.95	J	181509	235.95	J
180803	72.95	L	180879	9.95	L	180956	186.95	L	181274	60.95	J	181345	173.95	J	181510	87.95	J
180804	141.95	L	180880	44.95	L	180957	186.95	L	181275	60.95	J	181346	246.95	J	181511	87.95	J
180805	32.95	L	180881	9.95	L	180958	186.95	L	181276	81.95	J	181347	246.95	J	181512	87.95	J
180806	66.95	L	180882	44.95	L	180959	18.95	L	181277	81.95	J	181348	246.95	J	181513	21.95	J
180807	33.95	L	180883	9.95	L	180962	31.95	L	181278	81.95	J	181349	176.95	J	181514	47.95	J
180808	65.95	L	180884	44.95	L	180964	69.95	L	181279	53.95	J	181350	176.95	J	181515	44.95	J
180809	32.95	L	180885	9.95	L	180965	42.95	L	181280	79.95	J	181351	176.95	J	181516	96.95	J
180812	22.95	L	180886	44.95	L	180966	60.95	L	181281	79.95	J	181352	120.95	J	181517	100.95	J
180813	7.95	L	180887	9.95	L	181092	11.95	J	181282	79.95	J	181353	120.95	J	181518	194.95	J
180817	108.95	L	180888	9.95	L	181094	73.95	J	181283	9.95	J	181354	120.95	J	181519	35.95	J
180818	96.95	L	180893	121.95	L	181209	8.95	J	181284	107.95	J	181355	121.95	J	181520	48.95	J
180819	104.95	L	180894	117.95	L	181210	11.95	J	181285	107.95	J	181356	121.95	J	181521	96.95	J
180820	108.95	L	180895	121.95	L	181211	11.95	J	181286	107.95	J	181357	121.95	J	181524	204.95	J
180821	96.95	L	180896	117.95	L	181212	11.95	J	181287	23.95	J	181358	128.95	J	181525	204.95	J
180822	104.95	L	180897	121.95	L	181213	11.95	J	181288	46.95	J	181359	128.95	J	181526	204.95	J
180823	108.95	L	180898	117.95	L	181214	45.95	J	181289	57.95	J	181360	128.95	J	181527	168.95	J
180824	96.95	L	180899	174.95	L	181215	45.95	J	181290	99.95	J	181361	116.95	J	181528	168.95	J
180825	104.95	L	180900	174.95	L	181216	45.95	J	181291	99.95	J	181362	116.95	J	181529	168.95	J
180826	108.95	L	180901	174.95	L	181217	45.95	J	181292	99.95	J	181363	116.95	J	181530	20.95	J
180827	96.95	L	180902	173.95	L	181218	59.95	J	181293	100.95	J	181364	123.95	J	181531	235.95	J
180828	104.95	L	180903	173.95	L	181219	59.95	J	181294	100.95	J	181365	123.95	J	181532	235.95	J
180829	108.95	L	180904	173.95	L	181220	59.95	J	181295	100.95	J	181366	123.95	J	181533	235.95	J
180830	96.95	L	180905	70.95	L	181221	59.95	J	181296	104.95	J	181367	120.95	J	181534	236.95	J
180831	46.95	L	180906	29.95	L	181222	40.95	J	181297	104.95	J	181368	124.95	J	181535	236.95	J
180832	28.95	L	180907	101.95	L	181223	72.95	J	181298	104.95	J	181369	186.95	J	181536	236.95	J
180833	80.95	L	180908	31.95	L	181224	76.95	J	181299	10.95	J	181370	186.95	J	181537	5.95	J
180834	101.95	L	180909	19.95	L	181225	207.95	J	181300	85.95	J	181371	184.95	J	181538	86.95	J
180835	105.95	L	180911	75.95	L	181226	207.95	J	181301	85.95	J	181372	184.95	J	181539	86.95	J
180836	105.95	L	180912	75.95	L	181227	207.95	J	181302	85.95	J	181373	184.95	J	181540	86.95	J

accessories

body

handlebar  
& gripscables &  
levers

exhaust

engine

fuel &  
intakeelectrical  
& ignition

clutch

drive

bearings

brakes

steering &  
suspension

tires

tools &  
shop





## Piston Kits

PROX pistons are precision machined on the latest, state of the art CNC equipment. The same low-expansion, low-friction piston alloy is used as is used for all major Japanese engine manufacturers. PROX Piston Kits are a first class solution to replace the original piston in your Motorcycle, Scooter, Moped, ATV, Personal Watercraft, etc. PROX Piston Kits for sleeved cylinders are available in standard size and a wide range of oversizes. The availability of oversizes up to 2mm significantly helps to increase the lifespan of a cylinder by offering more re-boring possibilities. PROX pistons for plated cylinders come in standard size, as well as in A, B, C, D+ oversizes. Take advantage of the additional oversizes to extend the lifespan of plated cylinders. All PROX Piston Kits are supplied complete with Piston Rings, Wrist Pin and Circlips, ready to install!

## Connecting Rods

PROX Connecting Rod Kits are made out of the toughest alloys available today. O.E. specifications and tolerances are meticulously maintained, a guarantee for easy installation and trouble free performance. PROX Connecting Rod Kits come complete with Crankpin, Big-End Bearing, Small End Bearing and Washers.

## Gasket Kits

Precision engineering and the use of first class materials guarantee that they meet or exceed O.E. standards.

DIRT BIKE	PISTON KIT	SIZE	PISTON PARTS	CONNECTING ROD PARTS	GASKETS	VALVE TRAIN PARTS I	VALVE TRAIN PARTS II	CRANKSHAFT PARTS
<b>DIRT BIKE BETA</b>								
RR 50 ENDURO 2005-2015 2-Stroke	<b>PISTON KIT</b> 108279 108280 108281 108282	<b>SIZE</b> 40.30 40.50 40.75 41.00	<b>RING SET</b> 109577 109578 109579 109580  <b>PIN</b> 106131 (‘05-15)  <b>CLIPS</b> 110318 (‘05-15)	<b>S/E BEARING</b> 106823 (‘05-15)				<b>BEARING</b> 110751 (‘05-15) 2x
RR 250 ENDURO 2T 2013-2015 2-Stroke Please Note: Nikasil Piston Size  -Forged Piston	<b>PISTON KIT</b> 109408 109409 109410 109411	<b>SIZE</b> 66.34 66.35 66.36 66.37	<b>RING SET</b> 113465 113465 113465 113465  <b>PIN</b> 106156 (‘13-16)  <b>CLIPS</b> 106177 (‘13-16)	<b>CON. ROD KIT</b>  112693 (‘13-16)  <b>S/E BEARING</b> 106822 (‘13-16)  <b>B/E BEARING</b> 110675 (‘13-16)  <b>CRANKPIN</b> 106209 (‘13-16)				<b>CRANKBEARING &amp; SEAL KIT</b>   <b>BEARING</b>   <b>OILSEAL SET</b> 108014 (‘13-16)
RR 250 ENDURO  2005-2007 4-Stroke Please Note: Nikasil Piston Size  Replating or Cylinder Sleeving Required for Over- sized  -Forged Piston	<b>PISTON KIT</b> 109383 & 109380	<b>SIZE</b> 74.97 77.00	<b>RING SET</b> 105941  110244  <b>PIN</b> 106162 (‘05-07)  <b>CLIPS</b> 106186 (‘05-07)	<b>CON. ROD KIT</b>  106122 (‘05-07)  <b>B/E BEARING</b> 110688 (‘05-07)  <b>CRANKPIN</b> 110349  (‘05-07)				<b>CRANKBEARING &amp; SEAL KIT</b> 114536 (‘05-07)  <b>BEARING</b>

- accessories
- body
- handlebar & grips
- cables & levers
- exhaust
- engine**
- fuel & intake
- electrical & ignition
- clutch
- drive
- bearings
- brakes
- steering & suspension
- tires
- tools & shop

# ENGINE



## PISTONS, CONNECTING RODS, SEALS

- accessories
- body
- handlebar & grips
- cables & levers
- exhaust
- engine
- fuel & intake
- electrical & ignition
- clutch
- drive
- bearings
- brakes
- steering & suspension
- tires
- tools & shop

DIRT BIKE	PISTON KIT	SIZE	PISTON PARTS	CONNECTING ROD PARTS	GASKETS	VALVE TRAIN PARTS I	VALVE TRAIN PARTS II	CRANKSHAFT PARTS
<b>BETA CONTINUED</b>								
<b>RR 300 ENDURO 2T</b> 2013-2016 2-Stroke Please Note: Nikasil Piston Size	<b>PISTON KIT</b> 112615 112616 112617	<b>SIZE</b> 71.94 71.95 71.96	<b>RING SET</b> 105947 105947 105947	<b>CON. ROD KIT</b> 112693 (*13-16)				<b>CRANKBEARING &amp; SEAL KIT</b>
-Forged Piston			<b>CLIPS</b> 106177 (*13-16)	<b>S/E BEARING</b> 106822 (*13-16)				<b>BEARING</b>
				<b>B/E BEARING</b> 110675 (*13-16)				<b>OILSEAL SET</b> 108014 (*13-16)
				<b>CRANKPIN</b> 106209 (*13-16)				
<b>XTRAINER 300</b> 2015-2016 2-Stroke Please Note: Nikasil Piston Size	<b>PISTON KIT</b> 112615 112616 112617	<b>SIZE</b> 71.94 71.95 71.96	<b>RING SET</b> 105947 105947 105947	<b>CON. ROD KIT</b> 112693 (*15-16)				<b>OILSEAL SET</b> 108014 (*15-16)
-Forged Piston			<b>CLIPS</b> 106177 (*15-16)	<b>S/E BEARING</b> 106822 (*15-16)				
				<b>B/E BEARING</b> 110675 (*15-16)				
				<b>CRANKPIN</b> 106209 (*15-16)				
<b>RR 350 ENDURO</b> 2011-2014 4-Stroke Please Note: Nikasil Piston Size	<b>PISTON KIT</b> 113973 113974 113975	<b>SIZE</b> 87.96 87.97 87.98	<b>RING SET</b> 113999 113999 113999			<b>CAM CHAIN</b> 107372 (*11-16)		<b>BEARING</b> 110917 (*11-16) 2x
-Std. Compression 12.9:1 -Forged Piston			<b>PIN</b> 112674 (*11-14)			<b>VALVE SHIM ASSORTMENT</b> 111086 (*11-16) 114176 (*11-16)		
			<b>CLIPS</b> 106177 (*11-14)					
<b>RR 350 ENDURO</b> 2015-2016 4-Stroke Please Note: Nikasil Piston Size	<b>PISTON KIT</b> -	<b>SIZE</b> 88.00	<b>RING SET</b> -			<b>CAM CHAIN</b> 107372 (*11-16)		<b>BEARING</b> 110917 (*11-16) 2x
-Std. Compression 13.2:1 -Fuel Injection -Forged Piston						<b>VALVE SHIM ASSORTMENT</b> 111086 (*11-16) 114176		
<b>RR 390 ENDURO</b> 2015-2016 4-Stroke Please Note: Nikasil Piston Size	<b>PISTON KIT</b> -	<b>SIZE</b> 88.00	<b>RING SET</b> -			<b>CAM CHAIN</b> <b>107372</b> (*15-16)		<b>BEARING</b> <b>110917</b> (*15-16) 2x
-Std. Compression 12.5:1 -Fuel Injection (From 2016) -Forged Piston						<b>VALVE SHIM ASSORTMENT</b> <b>111086</b> (*15-16) <b>114176</b> (*15-16)		



## PISTONS, CONNECTING RODS, SEALS

DIRT BIKE	PISTON KIT	SIZE	PISTON PARTS	CONNECTING ROD PARTS	GASKETS	VALVE TRAIN PARTS I	VALVE TRAIN PARTS II	CRANKSHAFT PARTS
<b>BETA CONTINUED</b>								
RR 400 ENDURO 2005-2009 4-Stroke  Please Note: Nikasil Piston Size  -Forged Piston	PISTON KIT  -	SIZE  89.00	RING SET  -				VALVE 111049 (*05-09) 2x Exhaust Steel 111050 (*05-09) 2x Intake Steel ---- VALVE SEAL 111122 (*05-09) 4x	CRANKBEARING & SEAL KIT 114536  (*05-09)  BEARING
RR 400 ENDURO 2010-2014 4-Stroke Please Note: Nikasil Piston Size  -Std. Compression 12.4:1 -Forged Piston	PISTON KIT 112618 112619 112620	SIZE 94.95 94.96 94.97	RING SET 105952 105952 105952  PIN 112675  (*10-14)  CLIPS 106183 (*10-14)			CAM CHAIN 107373 (*10-14)  VALVE SHIM ASSORTMENT 111086  (*10-14) 114176 (*10-14)		BEARING 110917 (*10-14) 2x
RR 430 ENDURO 2015-2016 4-Stroke Please Note: Nikasil Piston Size  -Std. Compression 11.9:1 -Fuel Injection (From 2016) -Forged Piston	PISTON KIT -	SIZE 95.00	RING SET -			CAM CHAIN 107372 (*15-16)  VALVE SHIM ASSORTMENT 111086  (*15-16)  114176 (*15-16)		BEARING 110917 (*15-16) 2x
RR 450 ENDURO 2005-2009 4-Stroke  Please Note: Nikasil Piston Size  -Forged Piston	PISTON KIT 109427 109428  109429  HIGH COMPRESSION 109430 109431	SIZE 88.95 88.96  88.97  88.95 88.96	RING SET 105949 105949  105949  105949 105949  PIN 112653 (*05-09)  CLIPS 106183 (*05-09)	CON. ROD KIT 106122 (*05-09)  B/E BEARING 110688  (*05-09)  CRANKPIN 110349 (*05-09)			VALVE 111049 (*05-09) 2x Exhaust Steel 111050 (*05-09) 2x Intake Steel  VALVE SEAL 111122 (*05-09) 4x	CRANKBEARING & SEAL KIT 114536  (*05-09)  BEARING

- accessories
- body
- handlebar & grips
- cables & levers
- exhaust
- engine
- fuel & intake
- electrical & ignition
- clutch
- drive
- bearings
- brakes
- steering & suspension
- tires
- tools & shop

# ENGINE



## PISTONS, CONNECTING RODS, SEALS

- accessories
- body
- handlebar & grips
- cables & levers
- exhaust
- engine
- fuel & intake
- electrical & ignition
- clutch
- drive
- bearings
- brakes
- steering & suspension
- tires
- tools & shop

DIRT BIKE	PISTON KIT	SIZE	PISTON PARTS	CONNECTING ROD PARTS	GASKETS	VALVE TRAIN PARTS I	VALVE TRAIN PARTS II	CRANKSHAFT PARTS
<b>BETA CONTINUED</b>								
RR 450 ENDURO 2010-2014 4-Stroke Please Note: Nikasil Piston Size	<b>PISTON KIT</b> 113976 113977 113978	<b>SIZE</b> 94.95 94.96 94.97	<b>RING SET</b> 105952 105952 105952  <b>PIN</b> 112675 (*10-14) <b>CLIPS</b> 106183 (*10-14)			<b>CAM CHAIN</b> 107373 (*10-14)  <b>VALVE SHIM ASSORTMENT</b> 111086  (*10-14) 114176 (*10-14)		<b>BEARING</b> 110917 (*10-14) 2x
RR 480 ENDURO 2015-2016 4-Stroke Please Note: Nikasil Piston Size	<b>PISTON KIT</b> -	<b>SIZE</b> 100.00	<b>RING SET</b> -			<b>CAM CHAIN</b> 107372 (*15-16)  <b>VALVE SHIM ASSORTMENT</b> 111086  (*15-16) 114176 (*15-16)		<b>BEARING</b> 110917 (*15-16) 2x
RR 498 ENDURO 2012-2014 4-Stroke Please Note: Nikasil Piston Size	<b>PISTON KIT</b> 112621 112622 112623	<b>SIZE</b> 99.95 99.96 99.97	<b>RING SET</b> 105953 105953 105953  <b>PIN</b> 112675  (*12-14)  <b>CLIPS</b> 106183 (*12-14)			<b>CAM CHAIN</b> 107373 (*12-14)  <b>VALVE SHIM ASSORTMENT</b> 111086  (*12-14) 114176 (*12-14)		<b>BEARING</b> 110917 (*12-14) 2x
RR 520 ENDURO 2010-2011 4-Stroke Please Note: Nikasil Piston Size	<b>PISTON KIT</b> 112621 112622 112623	<b>SIZE</b> 99.95 99.96 99.97	<b>RING SET</b> 105953 105953 105953  <b>PIN</b> 112675  (*10-11)  <b>CLIPS</b> 106183 (*10-11)			<b>CAM CHAIN</b> 107373 (*10-11)  <b>VALVE SHIM ASSORTMENT</b> 111086  (*10-11) 114176 (*10-11)		<b>BEARING</b> 110917 (*10-11) 2x
RR 525 ENDURO 2005-2009 4-Stroke Please Note: Nikasil Piston Size	<b>PISTON KIT</b> 109484 109485 109486	<b>SIZE</b> 94.94 94.95 94.96	<b>RING SET</b> 105950 105950 105950 105950 <b>PIN</b> 112654 (*05-09) <b>CLIPS</b> 106183 (*05-09)	<b>CON. ROD KIT</b> 106122 (*05-09)  <b>B/E BEARING</b> 110688  (*05-09)  <b>CRANKPIN</b> 110349 (*05-09)			<b>VALVE</b> 111049 <b>(*05-09) 2x Exhaust Steel</b> 111050 <b>(*05-09) 2x Intake Steel</b>	<b>CRANKBEARING &amp; SEAL KIT</b> 114536  (*05-09) <b>BEARING</b> ----
-Forged Piston	<b>HIGH COMPRESSION</b> 109487 109488	94.94 94.95				<b>VALVE SEAL</b> 111122 (*05-09) 4x		



## PISTONS, CONNECTING RODS, SEALS

DIRT BIKE	PISTON KIT	SIZE	PISTON PARTS	CONNECTING ROD PARTS	GASKETS	VALVE TRAIN PARTS I	VALVE TRAIN PARTS II	CRANKSHAFT PARTS
<b>GAS GAS</b>								
MC / EC 125 2000-2011 2-Stroke Please Note: Nikasil Piston Size	<b>PISTON KIT</b> -	<b>SIZE</b> 54.00	<b>RING SET</b> -	<b>S/E BEARING</b> 106797 (*00-11)				<b>BEARING</b> 110773 (*00-11) 2x
MC / EC 250 1997-2015 2-Stroke Please Note: Nikasil Piston Size  -Forged Piston	<b>PISTON KIT</b> 113445 113446 113447	<b>SIZE</b> 66.33 66.34 66.35	<b>RING SET</b> 113468 113468 113468  <b>PIN</b> 112655 (*97-15)  <b>CLIPS</b> 106177 (*97-15)	<b>CON. ROD KIT</b> 105983 (*97-15)  <b>S/E BEARING</b> 106787 (*97-15)				
EC 250 F  2010-2015 4-Stroke  Please Note: Nikasil Piston Size  -Std. Compression 12.5:1 -Forged Piston	<b>PISTON KIT</b>  108726 108727  108728 & 108719	<b>SIZE</b>  76.95 76.96  76.97 79.00	<b>RING SET</b>  105891 105891  105891 -  <b>PIN</b> 110303  (*10-15)  <b>CLIPS</b> 106174  (*10-15)	<b>CON. ROD KIT</b>  106030 (*10-15)  <b>B/E BEARING</b> 110683  (*10-15)  <b>CRANKPIN</b>  112941 (*10-15)		<b>CAM CHAIN</b>  107377 (*10-15)  <b>VALVE SHIM ASSORTMENT</b>  111087  (*10-15) 114177  (*10-15)	<b>VALVE</b>  110954 <b>(*10-15) 2x Exhaust Titanium</b> 110955 <b>(*10-15) 1x Intake I Titanium</b>  110956 <b>(*10-15) 2x Intake II Titanium</b>  <b>TI-STEEL CONVERSION SET</b> 114022 (*10-15) Exhaust 114027 <b>(*10-15) Intake</b>  <b>VALVE SEAL</b> 111107 <b>(*10-15) 3x Intake</b> 111108 <b>(*10-15) 2x Exhaust</b>	<b>CRANKBEARING &amp; SEAL KIT</b> 114537  (*10-15)  <b>BEARING</b>  110782  (*10-15) 2x
EC 300 2000-2015 2-Stroke Please Note: Nikasil Piston Size  -Forged Piston	<b>PISTON KIT</b> 113439 113440 113441	<b>SIZE</b> 71.94 71.95 71.96	<b>RING SET</b> 105947 105947 105947  <b>PIN</b> 112655 (*00-15)  <b>CLIPS</b> 106177 (*00-15)	<b>CON. ROD KIT</b> 105983 (*00-15)  <b>S/E BEARING</b> 106787 (*00-15)				

- accessories
- body
- handlebar & grips
- cables & levers
- exhaust
- engine
- fuel & intake
- electrical & ignition
- clutch
- drive
- bearings
- brakes
- steering & suspension
- tires
- tools & shop

# ENGINE



## PISTONS, CONNECTING RODS, SEALS

- accessories
- body
- handlebar & grips
- cables & levers
- exhaust
- engine
- fuel & intake
- electrical & ignition
- clutch
- drive
- bearings
- brakes
- steering & suspension
- tires
- tools & shop

DIRT BIKE	PISTON KIT	SIZE	PISTON PARTS	CONNECTING ROD PARTS	GASKETS	VALVE TRAIN PARTS I	VALVE TRAIN PARTS II	CRANKSHAFT PARTS
<b>GAS GAS CONTINUED</b>								
EC 300 F	<b>PISTON KIT</b>	<b>SIZE</b>	<b>RING SET</b>	<b>CON. ROD KIT</b>		<b>CAM CHAIN</b>	<b>VALVE</b>	<b>CRANKBEARING &amp; SEAL KIT</b>
2013-2015 4-Stroke	-	83.00	-	106030 (‘13-15)		107377 (‘13-15)	110954 (‘13-15) 2x Exhaust Titanium	114537  (‘13-15)
Please Note: Nikasil Piston Size				<b>B/E BEARING</b> 110683  (‘13-15)		<b>VALVE SHIM ASSORTMENT</b>  111087	110955 (‘13-15) 1x Intake I Titanium	<b>BEARING</b>  110782
-Std. Compression 12.5:1 -Forged Piston				<b>CRANKPIN</b>  112941 (‘13-15)		(‘13-15) 114177  (‘13-15)	110956 (‘13-15) 2x Intake II Titanium	(‘13-15) 2x
							<b>TI-STEEL CONVERSION SET</b> 114022 (‘13-15) Exhaust 114027 (‘13-15) Intake	
							<b>VALVE SEAL</b> 111107 (‘13-15) 3x Intake 111108 (‘13-15) 2x Exhaust	
EC 450 2005-2009 4-Stroke	<b>PISTON KIT</b>	<b>SIZE</b>	<b>RING SET</b>			<b>CAM CHAIN</b>		
Please Note: Nikasil Piston Size	-	97.00	-			107393 (‘03-09)		
EC 450 F	<b>PISTON KIT</b>	<b>SIZE</b>	<b>RING SET</b>	<b>CON. ROD KIT</b>		<b>CAMSHAFT</b>	<b>VALVE</b>	<b>CRANKBEARING &amp; SEAL KIT</b>
2013-2015 4-Stroke	113839 108738	94.95 94.96	105893 105893	113543 (‘13-15)		111093 (‘13-15) Intake	110963 (‘13-15) 2x Exhaust Titanium	114538  (‘13-15)
Please Note: Nikasil Piston Size	113840 & 108736	94.97  97.00	105893  -	<b>B/E BEARING</b> 110686  (‘13-15)		<b>CAM CHAIN</b> 107379  (‘13-15)	110964 (‘13-15) 1x Intake I Titanium 110965 (‘13-15) 2x Intake II Titanium	<b>BEARING</b>
Replating or Cylinder Slewing	<b>HIGH COMPRESSION</b>			<b>WASHERS</b>		<b>VALVE SHIM ASSORTMENT</b>		
Required for Over-sizes	108740 108741	94.95 94.96	105893 105893	110285  (‘13-15) 2x		111089 (‘13-15)	Ti-STEEL	
-Std. Compression 12.5:1 -High Compression 13.0:1 -Forged Piston			<b>PIN</b>  112656 (‘13-15)  <b>CLIPS</b> 106178 (‘13-15)	<b>CRANKPIN</b>  110345 (‘13-15)		114179  (‘13-15)	<b>CONVERSION SET</b> 111054 (‘13-15) Exhaust 111072 (‘13-15) Intake <b>VALVE SEAL</b> 111108 (‘13-15) 3x <b>INTAKE</b> 111109 (‘13-15) 2x Exhaust	





## PISTONS, CONNECTING RODS, SEALS

DIRT BIKE	PISTON KIT	SIZE	PISTON PARTS	CONNECTING ROD PARTS	GASKETS	VALVE TRAIN PARTS I	VALVE TRAIN PARTS II	CRANKSHAFT PARTS
<b>GAS GAS CONTINUED</b>								
SM 450 2007-2009 4-Stroke Please Note: Nikasil Piston Size	PISTON KIT -	SIZE 97.00	RING SET -			CAM CHAIN 107393 (*07-09)		
<b>HONDA</b>								
Z-50 R 1991-1999 4-Stroke	PISTON KIT -	SIZE -	RING SET -				<b>VALVE</b> 110919 ('91-99) 1x Exhaust Steel 110920 ('91-99) 1x Intake Steel  <b>VALVE SEAL</b> 111099 ('88-99) 1x Intake 111099 ('88-99) 1x Exhaust	
XR 50 R 2000-2003 4-Stroke	<b>PISTON KIT</b> 108289	<b>SIZE</b> 40.50	<b>RING SET</b> 109587  <b>PIN</b> 110294 ('00-03)  <b>CLIPS</b> 106171 ('00-03)	<b>CON. ROD KIT</b> 105970 ('00-03)	<b>TOP-END</b> 107614 ('00-03)		<b>VALVE</b> 110919 ('00-03) 1x Exhaust Steel 110920 ('00-03) 1x Intake Steel  <b>VALVE SEAL</b> 111099 ('00-03) 1x Intake 111099 ('00-03) 1x Exhaust	<b>BEARING</b> 110755 ('00-03) 2x
CRF 50 F 2004-2012 4-Stroke	<b>PISTON KIT</b> 108289	<b>SIZE</b> 40.50	<b>RING SET</b> 109587  <b>PIN</b> 110294 ('04-12)  <b>CLIPS</b> 106171 ('04-12)	<b>CON. ROD KIT</b> 105970 ('04-12)	<b>TOP-END</b> 107614 ('04-15)		<b>VALVE</b> 110919 ('04-16) 1x Exhaust Steel 110920 ('04-16) 1x Intake Steel  <b>VALVE SEAL</b> 111099 ('04-16) 1x Intake 111099 ('04-16) 1x Exhaust	<b>BEARING</b> 110755 ('04-12) 2x

- accessories
- body
- handlebar & grips
- cables & levers
- exhaust
- engine**
- fuel & intake
- electrical & ignition
- clutch
- drive
- bearings
- brakes
- steering & suspension
- tires
- tools & shop

# ENGINE



## PISTONS, CONNECTING RODS, SEALS

DIRT BIKE	PISTON KIT	SIZE	PISTON PARTS	CONNECTING ROD PARTS	GASKETS	VALVE TRAIN PARTS I	VALVE TRAIN PARTS II	CRANKSHAFT PARTS
<b>HONDA CONTINUED</b>								
XR 70 R 1997-2003 4-Stroke	<b>PISTON KIT</b> 108301 108302  108303 108304 108305	<b>SIZE</b> 47.00 47.50  48.00 48.50 49.00	<b>RING SET</b> 109592 109593  109594 109595 109596  <b>PIN</b> 110295 ('97-03)  <b>CLIPS</b> 106171 ('97-03)	<b>CON. ROD KIT</b> 105968 ('97-03)	<b>TOP-END</b> 107615 ('97-03)		<b>VALVE</b> 110921 ('97-03) 1x Exhaust Steel 110922 ('97-03) 1x Intake Steel  <b>VALVE SEAL</b> 111099 ('97-03) 1x Intake 111099 ('97-03) 1x Exhaust	<b>BEARING</b> 110755 ('97-03) 2x
CRF 70 F 2004-2012 4-Stroke	<b>PISTON KIT</b> 108301 108302  108303 108304 108305	<b>SIZE</b> 47.00 47.50  48.00 48.50 49.00	<b>RING SET</b> 109592 109593  109594 109595 109596  <b>PIN</b> 110295 ('04-12)  <b>CLIPS</b> 106171	<b>CON. ROD KIT</b> 105968 ('04-12)	<b>TOP-END</b> 107615 ('04-12)		<b>VALVE</b> 110921 ('04-12) 1x Exhaust Steel 110922 ('04-12) 1x Intake Steel  <b>VALVE SEAL</b> 111099 ('04-12) 1x Intake 111099 ('04-12) 1x Exhaust	<b>BEARING</b> 110755 ('04-12) 2x
MT 80 2-Stroke	<b>PISTON KIT</b> -	<b>SIZE</b> -	<b>RING SET</b> -	<b>CON. ROD KIT</b> 105972  <b>S/E BEARING</b> 106782  <b>B/E BEARING</b> 110667				
MTX 80 2-Stroke	<b>PISTON KIT</b> -	<b>SIZE</b> -	<b>RING SET</b> -	<b>CON. ROD KIT</b> 105971  <b>S/E BEARING</b> 106781  <b>B/E BEARING</b> 106825				
XR 80 R 1979-2003 4-Stroke	<b>PISTON KIT</b> -	<b>SIZE</b> 47.50	<b>RING SET</b> -					
CRF 80 F 2004-2013 4-Stroke	<b>PISTON KIT</b> -	<b>SIZE</b> 47.50	<b>RING SET</b> -				<b>VALVE SEAL</b> 111097 ('04-13) 1x Intake 111097 ('04-13) 1x Exhaust	



## PISTONS, CONNECTING RODS, SEALS

DIRT BIKE	PISTON KIT	SIZE	PISTON PARTS	CONNECTING ROD PARTS	GASKETS	VALVE TRAIN PARTS I	VALVE TRAIN PARTS II	CRANKSHAFT PARTS
<b>HONDA CONTINUED</b>								
CR 80 (79cc)	<b>PISTON KIT</b>	<b>SIZE</b>	<b>RING SET</b>	<b>CON. ROD KIT</b>	<b>COMPLETE</b>			<b>CRANKBEARING &amp; SEAL KIT</b>
1986-2002	108316	45.95	105868	105973	107492			114539
2-Stroke	108317	45.96	105868	('86-02)	('86-91)			('85-02)
Please Note: Nikasil Piston Size			<b>PIN</b>	<b>S/E BEARING</b>				<b>BEARING</b>
			106135	106783	107493			110773
			('86-02)	('86-02)	('92-02)			('85-02) 2x
			<b>CLIPS</b>	<b>B/E BEARING</b>	<b>TOP-END</b>			<b>OILSEAL SET</b>
			110321	110667	107616			107933
			('86-02)	('86-02)	('86-91)			('80-82)
				<b>CRANKPIN</b>	107617			107934
				106198	('92-02)			('83-02)
				('86-02)				
CR 80 (82cc)	<b>PISTON KIT</b>	<b>SIZE</b>	<b>RING SET</b>	<b>CON. ROD KIT</b>	<b>COMPLETE</b>			<b>CRANKBEARING &amp; SEAL KIT</b>
1986-2002	108318	46.95	105869	105973	107492			114539
2-Stroke	108319	46.96	105869	('86-02)	('86-91)			('85-02)
Please Note: Nikasil Piston Size			<b>PIN</b>	<b>S/E BEARING</b>				<b>BEARING</b>
			106135	106783	107493			110773
			('86-02)	('86-02)	('92-02)			('85-02) 2x
			<b>CLIPS</b>	<b>B/E BEARING</b>	<b>TOP-END</b>			<b>OILSEAL SET</b>
			110321	110667	107616			107933
			('86-02)	('86-02)	('86-91)			('80-82)
				<b>CRANKPIN</b>	107617			107934
				106198	('92-02)			('83-02)
				('86-02)				
CR 85	<b>PISTON KIT</b>	<b>SIZE</b>	<b>RING SET</b>	<b>CON. ROD KIT</b>	<b>COMPLETE</b>			<b>CRANKBEARING &amp; SEAL KIT</b>
2003-2007	108320	47.45	105870	105973	107494			114539
2-Stroke	108321	47.46	105870	('03-07)	('03-04)			('03-07)
Please Note: Nikasil Piston Size			<b>PIN</b>	<b>S/E BEARING</b>				<b>BEARING</b>
			106135	106783	107495			110773
			('03-07)	('03-07)	('05-07)			('03-07) 2x
			<b>CLIPS</b>	<b>B/E BEARING</b>	<b>TOP-END</b>			<b>OILSEAL SET</b>
			110321	110667	107618			107934
			('03-07)	('03-07)	('03-04)			('03-07)
				<b>CRANKPIN</b>	107619			
				106198	('05-07)			
				('03-07)				
XR 100 R	<b>PISTON KIT</b>	<b>SIZE</b>	<b>RING SET</b>				<b>VALVE SEAL</b>	
1981-2003	-	53.00	-				111097	
4-Stroke							('81-03) 1x	
							Intake	
							111097	
							('81-03) 1x	
							Exhaust	
CRF 100 F	<b>PISTON KIT</b>	<b>SIZE</b>	<b>RING SET</b>				<b>VALVE SEAL</b>	
2004-2013	-	53.00	-				111097	
4-Stroke							('04-13) 1x	
							Intake	
							111097	
							('04-13) 1x	
							Exhaust	
CRF 110 F	<b>PISTON KIT</b>	<b>SIZE</b>	<b>RING SET</b>				<b>VALVE SEAL</b>	
2013-2016	-	50.00	-				111100	
4-Stroke							('13-16) 1x	
							Intake	
							111100	
							('13-16) 1x	
							Exhaust	

- accessories
- body
- handlebar & grips
- cables & levers
- exhaust
- engine**
- fuel & intake
- electrical & ignition
- clutch
- drive
- bearings
- brakes
- steering & suspension
- tires
- tools & shop

# ENGINE



## PISTONS, CONNECTING RODS, SEALS

DIRT BIKE	PISTON KIT	SIZE	PISTON PARTS	CONNECTING ROD PARTS	GASKETS	VALVE TRAIN PARTS I	VALVE TRAIN PARTS II	CRANKSHAFT PARTS
<b>HONDA CONTINUED</b>								
CR 125	PISTON KIT	SIZE	RING SET	CON. ROD KIT				CRANKBEARING & SEAL KIT
1980-1984 2-Stroke	-	55.50	-	106058 ( '83-84)				BEARING 110773 ( '80-07) 2x
			<b>PIN</b> 110298 ( '80-84)	<b>S/E BEARING</b> 106784 ( '79-87)				OILSEAL SET 107936 ( '80-85)
			<b>CLIPS</b> 110321 ( '80-87)	<b>B/E BEARING</b> 106828 ( '83-87)				
				<b>CRANKPIN</b> 110330 ( '80-84)				
CR 125	PISTON KIT	SIZE	RING SET	S/E BEARING				CRANKBEARING & SEAL KIT
1985-1986 2-Stroke	- 108353	54.00 54.25	105872 -	106784 ( '79-87)				114540 ( '86-07)
			<b>PIN</b> 106138 ( '85-87)	<b>B/E BEARING</b> 106828 ( '83-87)				BEARING 110773 ( '80-07) 2x
			<b>CLIPS</b> 110321 ( '80-87)	<b>CRANKPIN</b> 106204 ( '85-07)				OILSEAL SET 107936 ( '80-85) 107937 ( '86-07)
CR 125	PISTON KIT	SIZE	RING SET	S/E BEARING				CRANKBEARING & SEAL KIT
1987 2-Stroke	108360	55.75	-	106784 ( '79-87)				114540 ( '86-07)
			<b>PIN</b> 106138 ( '85-87)	<b>B/E BEARING</b> 106828 ( '83-87)				BEARING 110773 ( '80-07) 2x
			<b>CLIPS</b> 110321 ( '80-87)	<b>CRANKPIN</b> 106204 ( '85-07)				OILSEAL SET 107937 ( '86-07)
CR 125	PISTON KIT	SIZE	RING SET	CON. ROD KIT	TOP-END			CRANKBEARING & SEAL KIT
1988 2-Stroke	108363 108364 108365 108366	53.93 53.94 53.95 53.96	105872 105872 105872 105872	105976 ( '88-07)	107620 ( '88-89)			114540 ( '86-07)
			<b>PIN</b> 106140 ( '88-07)	<b>S/E BEARING</b> 106785 ( '88)				BEARING 110773 ( '80-07) 2x
			<b>CLIPS</b> 106173 ( '88-07)	<b>B/E BEARING</b> 110671 ( '88-07)				OILSEAL SET 107937 ( '86-07)
				<b>CRANKPIN</b> 106204 ( '85-07)				

- accessories
- body
- handlebar & grips
- cables & levers
- exhaust
- engine
- fuel & intake
- electrical & ignition
- clutch
- drive
- bearings
- brakes
- steering & suspension
- tires
- tools & shop



## PISTONS, CONNECTING RODS, SEALS

DIRT BIKE	PISTON KIT	SIZE	PISTON PARTS	CONNECTING ROD PARTS	GASKETS	VALVE TRAIN PARTS I	VALVE TRAIN PARTS II	CRANKSHAFT PARTS
<b>HONDA CONTINUED</b>								
CR 125	<b>PISTON KIT</b>	<b>SIZE</b>	<b>RING SET</b>	<b>CON. ROD KIT</b>	<b>COMPLETE</b>			<b>CRANKBEARING &amp; SEAL KIT</b>
1989-1991	108363	53.93	105872	105976	107496			114540
2-Stroke	108364	53.94	105872	('88-07)	('90-97)			('86-07)
Please Note:	108365	53.95	105872	<b>S/E BEARING</b>	<b>TOP-END</b>			<b>BEARING</b>
Nikasil Piston Size	108366	53.96	105872	106786	107620			110773
			<b>PIN</b>	('89-07)	('88-89)			('80-07) 2x
			106140	<b>B/E BEARING</b>	107621			<b>OILSEAL SET</b>
			('88-07)	110671	('90-97)			107937
			<b>CLIPS</b>	('88-07)	<b>CRANKPIN</b>			('86-07)
			106173	106204	106204			
			('88-07)	('85-07)	('85-07)			
CR 125	<b>PISTON KIT</b>	<b>SIZE</b>	<b>RING SET</b>	<b>CON. ROD KIT</b>	<b>COMPLETE</b>			<b>CRANKBEARING &amp; SEAL KIT</b>
1992-2003	108368	53.94	105873	105976	107496			114540
2-Stroke	108369	53.95	105873	('88-07)	('92-97)			('86-07)
Please Note:	108370	53.96	105873	<b>S/E BEARING</b>	107497			<b>BEARING</b>
Nikasil Piston Size	108371	53.97	105873	106786	('98-99)			110773
			<b>PIN</b>	('89-07)	('00-02)			('80-07) 2x
			106140	<b>B/E BEARING</b>	107499			<b>OILSEAL SET</b>
			('88-07)	110671	('03)			107937
			<b>CLIPS</b>	('88-07)	<b>TOP-END</b>			('86-07)
			106173	<b>CRANKPIN</b>	107621			
			('88-07)	106204	('90-97)			
				('85-07)	107622			
					107623			
					('98-99)			
					107623			
					('00-02)			
					107624			
					('03)			
CR 125	<b>PISTON KIT</b>	<b>SIZE</b>	<b>RING SET</b>	<b>CON. ROD KIT</b>	<b>COMPLETE</b>			<b>CRANKBEARING &amp; SEAL KIT</b>
2004	113793	53.94	113454	105976	107500			114540
2-Stroke	113794	53.95	113454	('88-07)	('04)			('86-07)
Please Note:	113795	53.96	113454	<b>S/E BEARING</b>	<b>TOP-END</b>			<b>BEARING</b>
Nikasil Piston Size	113797	53.97	105873	106786	107625			110773
			<b>PIN</b>	('89-07)	('04)			('80-07) 2x
			106140	<b>B/E BEARING</b>	110671			<b>OILSEAL SET</b>
			('88-07)	110671	('88-07)			107937
			<b>CLIPS</b>	<b>CRANKPIN</b>	106204			('86-07)
			106173	106204	106204			
			('88-07)	('85-07)	('85-07)			
CR 125	<b>PISTON KIT</b>	<b>SIZE</b>	<b>RING SET</b>	<b>CON. ROD KIT</b>	<b>COMPLETE</b>			<b>CRANKBEARING &amp; SEAL KIT</b>
2005-2007	108380	53.94	105874	105976	107501			114540
2-Stroke	108381	53.95	105874	('88-07)	('05-07)			('86-07)
Please Note:	108382	53.96	105874	<b>S/E BEARING</b>	<b>TOP-END</b>			<b>BEARING</b>
Nikasil Piston Size	108383	53.97	105874	106786	107626			110773
			<b>PIN</b>	('89-07)	('05-07)			('80-07) 2x
			106140	<b>B/E BEARING</b>	110671			<b>OILSEAL SET</b>
			('88-07)	110671	('88-07)			107937
			<b>CLIPS</b>	<b>CRANKPIN</b>	106204			('86-07)
			106173	106204	106204			
			('88-07)	('85-07)	('85-07)			

- accessories
- body
- handlebar & grips
- cables & levers
- exhaust
- engine**
- fuel & intake
- electrical & ignition
- clutch
- drive
- bearings
- brakes
- steering & suspension
- tires
- tools & shop

# ENGINE



## PISTONS, CONNECTING RODS, SEALS

DIRT BIKE	PISTON KIT	SIZE	PISTON PARTS	CONNECTING ROD PARTS	GASKETS	VALVE TRAIN PARTS I	VALVE TRAIN PARTS II	CRANKSHAFT PARTS
<b>HONDA CONTINUED</b>								
XL 125 1977-1983 4-Stroke	<b>PISTON KIT</b> 108339 108340 108341 108342 108343	<b>SIZE</b> 56.50 56.75 57.00 57.25 57.50	<b>RING SET</b> 109617 109618 109619 109620 109621 <b>CLIPS</b> 106173	<b>CON. ROD KIT</b> 105979  <b>B/E BEARING</b> 110680				
XL 125 S 4-Stroke	<b>PISTON KIT</b> 108344 108345 108346 108347 108348	<b>SIZE</b> 56.50 56.75 57.00 57.25 57.50	<b>RING SET</b> 109622 109623 109624 109625 109626 <b>CLIPS</b> 106173	<b>CON. ROD KIT</b> 105978  <b>B/E BEARING</b> 106843				
MTX 125 2-Stroke Please Note: Nikasil Piston Size	<b>PISTON KIT</b> 108349 108350 108351 108352	<b>SIZE</b> 55.96 55.97 55.98 55.99	<b>RING SET</b> 105871 105871 105871 105871 <b>CLIPS</b> 110325	<b>CON. ROD KIT</b> 105975  <b>S/E BEARING</b> 106799 <b>B/E BEARING</b> 106828				
MTX 125 2-Stroke	<b>PISTON KIT</b> -	<b>SIZE</b> 56.00	<b>RING SET</b> -  <b>PIN</b> 106144 <b>CLIPS</b> 110325	<b>CON. ROD KIT</b> 105975  <b>S/E BEARING</b> 106799 <b>B/E BEARING</b> 106828				
CRF 125 F 2014-2016 4-Stroke  -Std. Compression 9.0:1	<b>PISTON KIT</b> -	<b>SIZE</b> 52.40	<b>RING SET</b> -				<b>VALVE SEAL</b> 111099 (*14-16) 1x Intake 111099 (*14-16) 1x Exhaust	
CRF 150 F 2003-2016 4-Stroke  -Std. Compression 9.5:1	<b>PISTON KIT</b> -	<b>SIZE</b> 57.30	<b>RING SET</b> -		<b>TOP-END</b> 107628 (*03-05)  107629 (*06-16)	<b>CAM CHAIN</b> 107352 (*03-05)	<b>VALVE</b> 110927 <b>(*03-05) 1x</b> <b>Exhaust</b> <b>Steel</b> 110923 <b>(*06-16) 1x</b> <b>Exhaust</b> <b>Steel</b> 110928 <b>(*03-05) 1x</b> <b>Intake</b> <b>Steel</b> 110924 <b>(*06-16) 1x</b> <b>Intake</b> <b>Steel</b> <b>VALVE SEAL</b> 111097 <b>(*03-05) 1x</b> <b>Intake</b> 111097 (*03-05) 1x <b>Exhaust</b> 111099 <b>(*06-16) 1x</b> <b>Intake</b> 111099 (*06-16) 1x <b>Exhaust</b>	



## PISTONS, CONNECTING RODS, SEALS

DIRT BIKE	PISTON KIT	SIZE	PISTON PARTS	CONNECTING ROD PARTS	GASKETS	VALVE TRAIN PARTS I	VALVE TRAIN PARTS II	CRANKSHAFT PARTS
<b>HONDA CONTINUED</b>								
CRF 150 R	<b>PISTON KIT</b>	<b>SIZE</b>	<b>RING SET</b>	<b>CON. ROD KIT</b>	<b>COMPLETE</b>	<b>CAM CHAIN</b>	<b>VALVE</b>	<b>CRANKBEARING &amp; SEAL KIT</b>
2007-2009 4-Stroke	108384 108385	65.97 65.98	105875 105875	105977 (*07-16)	107502 (*07-16)	107353 (*07-16)	110925 (*07-16) 2x Exh. Steel 110926 (*07-16) 2x Int. Steel	114541 (*07-16) <b>BEARING</b> 110797 (*07-16) Left
Please Note: Nikasil Piston Size	108386 114314	65.99 or 65.99	105875 105875	<b>B/E BEARING</b> 110678 (*07-16)	<b>TOP-END</b> 107627 (*07-16)	<b>VALVE SHIM ASSORTMENT</b> 111087  (*07-16)		
-Std. Compression 11.7:1 -High Compression 12.2:1 -Forged Piston	<b>COMPRESSION</b> 108387 108388	65.97 65.98	105875 105875	<b>CRANKPIN</b> 106210 (*07-16)		114177 (*07-16)	<b>VALVE SEAL</b> 111098 (*07-16) 4x	<b>OILSEAL SET</b> 107938 (*07-16)
			<b>PIN</b> 112657 (*07-16)					
			<b>CLIPS</b> 110321 (*07-16)					
CRF 150 R	<b>PISTON KIT</b>	<b>SIZE</b>	<b>RING SET</b>	<b>CON. ROD KIT</b>	<b>COMPLETE</b>	<b>CAM CHAIN</b>	<b>VALVE</b>	<b>CRANKBEARING &amp; SEAL KIT</b>
2012-2016 4-Stroke	113798 113799	65.97 65.98	105875 105875	105977 (*07-16)	107502 (*07-14)	107353 (*07-16)	110925 (*07-16) 2x Exh. Steel 110926 (*07-16) 2x Int. Steel	114541 (*07-16) <b>BEARING</b> 110797 (*07-16) Left
Please Note: Nikasil Piston Size	113800	65.99	105875	<b>B/E BEARING</b> 110678 (*07-16)	<b>TOP-END</b> 107627 (*07-16)	<b>VALVE SHIM ASSORTMENT</b> 111087  (*07-16)		
-Std. Compression 11.7:1 -Forged Piston			105875	<b>CRANKPIN</b> 106210 (*07-16)		114177 (*07-16)	<b>VALVE SEAL</b> 111098 (*07-16) 4x	<b>OILSEAL SET</b> 107938 (*07-16)
			<b>PIN</b> 112657 (*07-16)					
			<b>CLIPS</b> 110321 (*07-16)					
XR 200	<b>PISTON KIT</b>	<b>SIZE</b>	<b>RING SET</b>	<b>CON. ROD KIT</b>			<b>VALVE</b>	
1980-1984 4-Stroke	112626 112627	65.50 66.00	112658 112659	105978 (*80-82)			110937 <b>(*80-84) 1x Exhaust Steel</b> 110938	
-Std. Compression 10.0:1 -Forged Piston	112628 112629	66.50 67.00	112660 112661	105979 (*83-84)			(*80-84) 1x Intake Steel  <b>VALVE SEAL</b> 111097 (*80-84) 2x	
				<b>B/E BEARING</b> 106843 (*80-82) 110680 (*83-84)				
XR 200 R	<b>PISTON KIT</b>	<b>SIZE</b>	<b>RING SET</b>	<b>CON. ROD KIT</b>			<b>VALVE</b>	<b>BEARING</b>
1981-2002 4-Stroke	112626 112627	65.50 66.00	112658 112659	105979 (*81-02)			110937 (*81-02) 1x Exhaust Steel 110938	110744 Right
-Std. Compression 10.0:1 -Forged Piston	112628 112629	66.50 67.00	112660 112661	<b>B/E BEARING</b> 110680 (*81-02)			(*81-02) 1x Intake Steel  <b>VALVE SEAL</b> 111097 (*81-02) 2x	

- accessories
- body
- handlebar & grips
- cables & levers
- exhaust
- engine
- fuel & intake
- electrical & ignition
- clutch
- drive
- bearings
- brakes
- steering & suspension
- tires
- tools & shop

# ENGINE



## PISTONS, CONNECTING RODS, SEALS

DIRT BIKE	PISTON KIT	SIZE	PISTON PARTS	CONNECTING ROD PARTS	GASKETS	VALVE TRAIN PARTS I	VALVE TRAIN PARTS II	CRANKSHAFT PARTS
<b>HONDA CONTINUED</b>								
CRF 230 F 2003-2016 4-Stroke	<b>PISTON KIT</b> 108458 108459	<b>SIZE</b> 65.50 66.00	<b>RING SET</b> 109676 109677	<b>CON. ROD KIT</b> 113542 ( '03-16)	<b>COMPLETE</b> 113046 ( '03-16)	<b>CAM CHAIN</b> 107354 ( '03-16)	<b>VALVE</b> 110927 ( '03-16) 1x Exhaust Steel 110928	
-Std. Compression 9.0:1	108460 113397 113810	66.50 67.00 67.50	109678 112662 112663	<b>B/E BEARING</b> 110681 ( '03-16)	<b>TOP-END</b> 107638 ( '03-16)		( '03-16) 1x Intake Steel <b>VALVE SEAL</b> 111097 ( '03-16) 2x	
CRF 230 L 2008-2009 4-Stroke	<b>PISTON KIT</b> 108458 108459	<b>SIZE</b> 65.50 66.00	<b>RING SET</b> 109676 109677		<b>TOP-END</b> 107638 ( '08-09)	<b>CAM CHAIN</b> 107354 ( '08-09)	<b>VALVE</b> 110927 ( '08-09) 1x Exhaust Steel 110928	
-Std. Compression 9.0:1	108460 113397 113810	66.50 67.00 67.50	109678 112662 112663				( '08-09) 1x Intake Steel <b>VALVE SEAL</b> 111097 ( '08-09) 2x	
CR 250 1984-1985 2-Stroke	<b>PISTON KIT</b> 108415 108416 108417 108418 108419	<b>SIZE</b> 66.00 66.50 67.00 67.50 68.00	<b>RING SET</b> - - 109666 - -	<b>CON. ROD KIT</b> 105983 ( '78-01)	<b>S/E BEARING</b> 106787 ( '85)			<b>CRANKBEARING &amp; SEAL KIT</b> 114542 ( '84-91)
			<b>PIN</b> 106156 ( '84-07)	<b>B/E BEARING</b> 110675 ( '78-01)				<b>BEARING</b> 110775 ( '78-07) 2x
			<b>CLIPS</b> 106177 ( '84-07)	<b>CRANKPIN</b> 110335 ( '78-01)				<b>OILSEAL SET</b> 107940 ( '84-91)
CR 250 1986-1996 2-Stroke Please Note: Nikasil Piston Size	<b>PISTON KIT</b> 108420 108421 108422 108423 108424	<b>SIZE</b> 66.34 66.35 66.36 66.37 66.38	<b>RING SET</b> 105877 105877 105877 105877 105877	<b>CON. ROD KIT</b> 105983 ( '78-01)	<b>S/E BEARING</b> 106787 ( '85)	<b>COMPLETE</b> 107503 ( '92-01)		<b>CRANKBEARING &amp; SEAL KIT</b> 114542 ( '84-91) 114543 ( '92-07)
-Molycoated Skirt			<b>PIN</b> 106156 ( '84-07)	<b>B/E BEARING</b> 106788 ( '86-07)	<b>TOP-END</b> 107632 ( '86-87)			<b>BEARING</b> 110775 ( '78-07) 2x
			<b>CLIPS</b> 106177 ( '84-07)	<b>CRANKPIN</b> 110335 ( '78-01)	107633 ( '88) 107634 ( '89-91)	107635 ( '92-01)		<b>OILSEAL SET</b> 107940 ( '84-91) 107941 ( '92-07)





## PISTONS, CONNECTING RODS, SEALS

DIRT BIKE	PISTON KIT	SIZE	PISTON PARTS	CONNECTING ROD PARTS	GASKETS	VALVE TRAIN PARTS I	VALVE TRAIN PARTS II	CRANKSHAFT PARTS
<b>HONDA CONTINUED</b>								
CR 250	<b>PISTON KIT</b>	<b>SIZE</b>	<b>RING SET</b>	<b>CON. ROD KIT</b>	<b>COMPLETE</b>			<b>CRANKBEARING &amp; SEAL KIT</b>
1997-2001	108426	66.34	105877	105983	107503			114543
2-Stroke	108427	66.35	105877	('78-01)	('92-01)			('92-07)
Please Note:	108428	66.36	105877					<b>BEARING</b>
Nikasil Piston Size	108429	66.37	105877	<b>S/E BEARING</b>	<b>TOP-END</b>			110775
-Molycoated Skirt			<b>PIN</b>	106787	107635			('78-07) 2x
			106156	('85)	('92-01)			<b>OILSEAL SET</b>
			('84-07)	106788				107941
			<b>CLIPS</b>	<b>B/E BEARING</b>				('92-07)
			106177	110675				
			('84-07)	('78-01)				
				<b>CRANKPIN</b>				
				110335				
				('78-01)				
CR 250	<b>PISTON KIT</b>	<b>SIZE</b>	<b>RING SET</b>	<b>CON. ROD KIT</b>	<b>COMPLETE</b>			<b>CRANKBEARING &amp; SEAL KIT</b>
2002-2004	108432	66.34	105877	105984	107504			114543
2-Stroke	108433	66.35	105877	('02-07)	('02-04)			('92-07)
Please Note:	108434	66.36	105877					<b>BEARING</b>
Nikasil Piston Size	108435	66.37	105877	<b>S/E BEARING</b>	<b>TOP-END</b>			110775
-Molycoated Skirt			<b>PIN</b>	106788	107636			('78-07) 2x
			106156	('86-07)	('02-04)			<b>OILSEAL SET</b>
			('84-07)	<b>B/E BEARING</b>				107941
			<b>CLIPS</b>	110677				('92-07)
			106177	('02-07)				
			('84-07)	<b>CRANKPIN</b>				
				110336				
				('02-07)				
CR 250	<b>PISTON KIT</b>	<b>SIZE</b>	<b>RING SET</b>	<b>CON. ROD KIT</b>	<b>COMPLETE</b>			<b>CRANKBEARING &amp; SEAL KIT</b>
2005-2007	108438	66.34	105878	105984	107505			114543
2-Stroke	108439	66.35	105878	('02-07)	('05-07)			('92-07)
Please Note:	108440	66.36	105878					<b>BEARING</b>
Nikasil Piston Size	108441	66.37	105878	<b>S/E BEARING</b>	<b>TOP-END</b>			110775
&				106788	107637			('78-07) 2x
Replating	108437	67.50	109672	('86-07)	('05-07)			<b>OILSEAL SET</b>
or			<b>PIN</b>	<b>B/E BEARING</b>				107941
Cylinder Sleeving			106156	110677				('92-07)
Required for Over-sizes			('84-07)	('02-07)				
			<b>CLIPS</b>	<b>CRANKPIN</b>				
			106177	110336				
			('84-07)	('02-07)				

- accessories
- body
- handlebar & grips
- cables & levers
- exhaust
- engine**
- fuel & intake
- electrical & ignition
- clutch
- drive
- bearings
- brakes
- steering & suspension
- tires
- tools & shop

# ENGINE



## PISTONS, CONNECTING RODS, SEALS

- accessories
- body
- handlebar & grips
- cables & levers
- exhaust
- engine
- fuel & intake
- electrical & ignition
- clutch
- drive
- bearings
- brakes
- steering & suspension
- tires
- tools & shop

DIRT BIKE	PISTON KIT	SIZE	PISTON PARTS	CONNECTING ROD PARTS	GASKETS	VALVE TRAIN PARTS I	VALVE TRAIN PARTS II	CRANKSHAFT PARTS
<b>HONDA CONTINUED</b>								
CRF 250 R	<b>PISTON KIT</b>	<b>SIZE</b>	<b>RING SET</b>	<b>CON. ROD KIT</b>	<b>COMPLETE</b>	<b>CAMSHAFT</b>	<b>VALVE</b>	<b>CRANKBEARING &amp; SEAL KIT</b>
2004-2007 4-Stroke	108442 114307	77.97 77.98	105879 105879	105985 ( <sup>'04-16</sup> )	107506 ( <sup>'04-07</sup> )	107426 ( <sup>'04-07</sup> )	110929 ( <sup>'04-07</sup> ) 2x Exhaust Steel	114544
Please Note: Nikasil Piston Size	114308	77.99	105879	<b>B/E BEARING</b> 110681 ( <sup>'04-16</sup> )	<b>TOP-END</b> 107639 ( <sup>'04-07</sup> )	<b>CAM CHAIN</b> 107356 ( <sup>'04-09</sup> )	110930 ( <sup>'04-09</sup> ) 2x Intake Titanium	( <sup>'04-05</sup> ) 114545 ( <sup>'06-16</sup> )
-Std. Compression 12.9:1	<b>HIGH COMPRESSION</b>							
-High Compression 13.5:1	114309	77.97	105879					<b>BEARING</b>
-Forged Piston	113804 114310	77.98 77.99	105879 105879	<b>CRANKPIN</b> 106219 ( <sup>'04-16</sup> )		<b>VALVE SHIM ASSORTMENT</b> 111087 ( <sup>'04-16</sup> )	<b>SPECIAL*</b> 110931 ( <sup>'04-09</sup> ) 2x Exhaust Titanium	110796 ( <sup>'04-16</sup> ) Left
*Special Race Application & Titanium Exhaust Valve			<b>PIN</b> 110302 ( <sup>'04-09</sup> )			114177 ( <sup>'04-16</sup> )	<b>TI-STEEL CONVERSION SET</b> 114025 ( <sup>'04-07</sup> ) Intake 114026 ( <sup>'08-09</sup> ) Intake	<b>INNER RING</b> 110798 ( <sup>'04-15</sup> )
			<b>CLIPS</b> 110325 ( <sup>'04-16</sup> )				<b>VALVE SEAL</b> 111099 ( <sup>'04-07</sup> ) 4x	<b>OILSEAL SET</b> 107943 ( <sup>'04-05</sup> ) 107944 ( <sup>'06-16</sup> )
CRF 250 R	<b>PISTON KIT</b>	<b>SIZE</b>	<b>RING SET</b>	<b>CON. ROD KIT</b>	<b>COMPLETE</b>	<b>CAM CHAIN</b>	<b>VALVE</b>	<b>CRANKBEARING &amp; SEAL KIT</b>
2008-2009 4-Stroke	114309 113804	77.97 77.98	105879 105879	105985 ( <sup>'04-16</sup> )	107507 ( <sup>'08-09</sup> )	107356 ( <sup>'04-09</sup> )	110932 ( <sup>'08-09</sup> ) 2x Exhaust Steel	114545
Please Note: Nikasil Piston Size	114310	77.99	105879	<b>B/E BEARING</b> 110681 ( <sup>'04-16</sup> )	<b>TOP-END</b> 107640 ( <sup>'08-09</sup> )	<b>VALVE SHIM ASSORTMENT</b> 111087 ( <sup>'04-16</sup> )	110930 ( <sup>'04-09</sup> ) 2x Intake Titanium	( <sup>'06-16</sup> ) <b>BEARING</b>
-Std. Compression 13.5:1			110302 ( <sup>'04-09</sup> )			114177 ( <sup>'04-16</sup> )	Titanium	110796 ( <sup>'04-16</sup> ) Left
-Forged Piston			<b>CLIPS</b> 110325 ( <sup>'04-16</sup> )	<b>CRANKPIN</b> 106219 ( <sup>'04-16</sup> )			<b>TI-STEEL CONVERSION SET</b> 114025 ( <sup>'04-07</sup> ) Intake 114026 ( <sup>'08-09</sup> ) Intake	<b>INNER RING</b> 110798 ( <sup>'04-15</sup> )
							<b>VALVE SEAL</b> 111099 ( <sup>'08-16</sup> ) 2x Intake 111098 ( <sup>'08-15</sup> ) 2x Exhaust	<b>OILSEAL SET</b> 107944 ( <sup>'06-16</sup> )



## PISTONS, CONNECTING RODS, SEALS

DIRT BIKE	PISTON KIT	SIZE	PISTON PARTS	CONNECTING ROD PARTS	GASKETS	VALVE TRAIN PARTS I	VALVE TRAIN PARTS II	CRANKSHAFT PARTS
<b>HONDA CONTINUED</b>								
CRF 250 R	<b>PISTON KIT</b>	<b>SIZE</b>	<b>RING SET</b>	<b>CON. ROD KIT</b>	<b>COMPLETE</b>	<b>CAM CHAIN</b>	<b>VALVE</b>	<b>CRANKBEARING &amp; SEAL KIT</b>
2010-2013 4-Stroke	108448 108449	76.77 76.78	105880 105880	105985 (*04-16)	113575 (*10-16)	107357 (*10-16)	110933 (*10-15) 2x Exhaust Steel	114545 (*06-16)
Please Note: Nikasil Piston Size	108450	76.79	105880	<b>B/E BEARING</b> 110681 (*04-16)	<b>TOP-END</b> 107641 (*10-16)	<b>VALVE SHIM ASSORTMENT</b> 111087 (*04-16)	110934 (*10-16) 2x Intake Titanium	<b>BEARING</b> 110796 (*04-16) Left
-Std. Compression 13.2:1 -High Compression 14.2:1 -Forged Piston -Fuel Injection	<b>HIGH COMPRESSION</b> 108451 108452	76.77 76.78	105880 105880	<b>CRANKPIN</b> 106219 (*04-16)		114177 (*04-16)	<b>TI-STEEL CONVERSION SET</b> 111067 (*10-16) Intake <b>VALVE SEAL</b> 111099 (*08-16) 2x Intake 111098 (*08-15) 2x Exhaust	<b>INNER RING</b> 110798 (*04-15) <b>OILSEAL SET</b> 107944 (*06-16)
CRF 250 R	<b>PISTON KIT</b>	<b>SIZE</b>	<b>RING SET</b>	<b>CON. ROD KIT</b>	<b>COMPLETE</b>	<b>CAM CHAIN</b>	<b>VALVE</b>	<b>CRANKBEARING &amp; SEAL KIT</b>
2014-2015 4-Stroke	114315 114316	76.77 76.78	105880 105880	105985 (*04-16)	113575 (*10-16)	107357 (*10-16)	110933 (*10-15) 2x Exhaust Steel	114545 (*06-16)
Please Note: Nikasil Piston Size	114317	76.79	105880	<b>B/E BEARING</b> 110681 (*04-16)	<b>TOP-END</b> 107641 (*10-16)	<b>VALVE SHIM ASSORTMENT</b> 111087 (*04-16)	110934 (*10-16) 2x Intake Titanium	<b>BEARING</b> 110796 (*04-16) Left
-Std. Compression 13.5:1 -Forged Piston -Fuel Injection			112664 (*10-16) <b>CLIPS</b> 110325 (*04-16)	<b>CRANKPIN</b> 106219 (*04-16)		114177 (*04-16)	<b>TI-STEEL CONVERSION SET</b> 111067 (*10-16) Intake <b>VALVE SEAL</b> 111099 (*08-16) 2x Intake 111098 (*08-15) 2x Exhaust	<b>INNER RING</b> 110798 (*04-15) <b>OILSEAL SET</b> 107944 (*06-16)
CRF 250 R	<b>PISTON KIT</b>	<b>SIZE</b>	<b>RING SET</b>	<b>CON. ROD KIT</b>		<b>CAM CHAIN</b>	<b>VALVE</b>	<b>CRANKBEARING &amp; SEAL KIT</b>
2016 4-Stroke	114318 114319	76.77 76.78	105880 105880	105985 (*04-16)		107357 (*10-16)	110934 (*10-16) 2x Intake Titanium	114545 (*06-16)
Please Note: Nikasil Piston Size	114320	76.79	105880	<b>B/E BEARING</b> 110681 (*04-16)		<b>VALVE SHIM ASSORTMENT</b> 111087 (*04-16)	<b>TI-STEEL CONVERSION SET</b> 111067 (*10-16) Intake	<b>BEARING</b> 110796 (*04-16) Left
-Std. Compression 13.8:1 -Forged Piston -Fuel Injection			112664 (*10-16) <b>CLIPS</b> 110325 (*04-16)	<b>CRANKPIN</b> 106219 (*04-16)		114177 (*04-16)	<b>VALVE SEAL</b> 111099 (*08-16) 4x	<b>OILSEAL SET</b> 107944 (*06-16)

- accessories
- body
- handlebar & grips
- cables & levers
- exhaust
- engine
- fuel & intake
- electrical & ignition
- clutch
- drive
- bearings
- brakes
- steering & suspension
- tires
- tools & shop

# ENGINE



## PISTONS, CONNECTING RODS, SEALS

DIRT BIKE	PISTON KIT	SIZE	PISTON PARTS	CONNECTING ROD PARTS	GASKETS	VALVE TRAIN PARTS I	VALVE TRAIN PARTS II	CRANKSHAFT PARTS
<b>HONDA CONTINUED</b>								
CRF 250 X	<b>PISTON KIT</b>	<b>SIZE</b>	<b>RING SET</b>	<b>CON. ROD KIT</b>	<b>COMPLETE</b>	<b>CAM CHAIN</b>	<b>VALVE</b>	<b>CRANKBEARING &amp; SEAL KIT</b>
2004-2016	108442	77.97	105879	105985	107506	107356	110929	114544
4-Stroke	114307	77.98	105879	('04-16)	('04-15)	('04-16)	('04-16) 2x Exhaust	
Please Note: Nikasil Piston Size	114308	77.99	105879	<b>B/E BEARING</b> 110681	<b>TOP-END</b> 107639	<b>VALVE SHIM ASSORTMENT</b>	Steel 110930 ('04-16) 2x Intake Titanium	('04-06) 114545 ('07-16)
-Std. Compression 12.9:1	<b>HIGH COMPRESSION</b>			('04-16)	('04-16)	111087		<b>BEARING</b>
-High Compression 13.5:1	114309	77.97	105879			('04-16)		
-Forged Piston	113804	77.98	105879	<b>CRANKPIN</b> 106219		114177	<b>TI-STEEL CONVERSION SET</b> 114025 ('04-16) Intake	110796 ('04-16) Left
	114310	77.99	105879	('04-16)		('04-16)		
			<b>PIN</b> 110302 ('04-16)					
			<b>CLIPS</b>  110325 ('04-16)				<b>VALVE SEAL</b> 111099 ('04-16) 2x Intake 111099 ('04-16) 2x Exhaust	<b>INNER RING</b> 110798 ('04-16)  <b>OILSEAL SET</b>  107943 ('04-06) 107944 ('07-16)
CRF 250 L 2013-2014 4-Stroke Please Note: Nikasil Piston Size	<b>PISTON KIT</b> -	<b>SIZE</b> 76.00	<b>RING SET</b> -					
-Std. Compression 10.7:1 -Fuel Injection								
XL / XR 250 S 1979-1983 4-Stroke	<b>PISTON KIT</b> -	<b>SIZE</b> 74.00	<b>RING SET</b> -	<b>CON. ROD KIT</b> 105986 ('79-83)				<b>BEARING</b> 110762 ('79-83) Left 110763 ('79-83) Right
			<b>CLIPS</b> 106180 ('79-83)					
XR 250 R 1987-2004 4-Stroke	<b>PISTON KIT</b> -	<b>SIZE</b> 73.00	<b>RING SET</b> -	<b>CON. ROD KIT</b> 105988 ('86-04)	<b>COMPLETE</b> 113047 ('96-04)	<b>CAM CHAIN</b> 107358 ('84-95)	<b>VALVE</b> 110935 ('96-04) 2x Exhaust Steel 110936 ('96-04) 2x Intake Steel	<b>CRANKBEARING &amp; SEAL KIT</b>   <b>BEARING</b> 110775 ('86-95) Right 110774 ('96-04) 2x
			<b>CLIPS</b> 110327 ('87-04)		<b>TOP-END</b> 107642  ('86-95) 112700 ('96-04)	107360 ('96-04)	<b>VALVE SEAL</b> 111097 ('85-95) 2x Intake 111097 ('85-95) 2x Exhaust 111099 ('96-04) 2x Intake 111099 ('96-04) 2x Exhaust	



## PISTONS, CONNECTING RODS, SEALS

DIRT BIKE	PISTON KIT	SIZE	PISTON PARTS	CONNECTING ROD PARTS	GASKETS	VALVE TRAIN PARTS I	VALVE TRAIN PARTS II	CRANKSHAFT PARTS
<b>HONDA CONTINUED</b>								
XR 250 Tornado 2001-2012 4-Stroke  -Std. Compression 9.3:1	<b>PISTON KIT</b> 114311 113807  113808 113809	<b>SIZE</b> 73.00 73.25  73.50 74.00	<b>RING SET</b> - - - -	<b>CON. ROD KIT</b> 112936 (*01-12)		<b>CAM CHAIN</b> 107355 (*01-12)	<b>VALVE SEAL</b> 111099  111099 (*01-12) 2x Intake  111099 (*01-12) 2x Exhaust	
						<b>VALVE SHIM</b>  <b>ASSORTMENT</b> 111087 (*01-12) 114177 (*01-12)		
XR 350 R 1983-1985 4-Stroke	<b>PISTON KIT</b> -	<b>SIZE</b> 84.00	<b>RING SET</b> -					
XR 400 R  1996-2004 4-Stroke  -Std. Compression 9.3:1	<b>PISTON KIT</b> 108495 108496  108497 108498  113818 113819	<b>SIZE</b> 85.00 85.25  85.50 86.00  86.50 87.00	<b>RING SET</b> 109705 109706  109707 109708  112665 112739  <b>PIN</b> 112666 (*96-04)  <b>CLIPS</b>  106184 (*96-04)	<b>CON. ROD KIT</b> 105994 (*96-04)  <b>B/E BEARING</b>  106844  (*96-04)  <b>CRANKPIN</b> 106224 (*96-04)	<b>COMPLETE</b> 107510 (*96-04)  <b>TOP-END</b> 107649  (*96-04)	<b>CAM CHAIN</b> 107367 (*96-04)	<b>VALVE</b> 110946 (*96-04) 2x Exhaust Steel 110947  (*96-04) 2x Intake Steel  <b>VALVE SEAL</b> 111097 (*96-04) 2x Intake 111097 (*96-04) 2x Exhaust	<b>CRANKBEARING &amp; SEAL KIT</b> 114546  (*96-04)  <b>BEARING</b> 110913 (*96-04) 2x
CRF 450 R  2002-2003 4-Stroke  Please Note: Nikasil Piston Size  Replating or Cylinder Sleaving Required for Over- sizes  *Special Race Application Titanium Exhaust Valve  -Forged Piston	<b>PISTON KIT</b> 108469 108470  108471 & 108466  (*02-08)	<b>SIZE</b> 95.96 95.97  95.98 99.00	<b>RING SET</b> 105881 105881  105881 -  <b>PIN</b> 110310 (*02-08)  <b>CLIPS</b>  106181  (*02-16)	<b>CON. ROD KIT</b> 105989 (*02-08)  <b>B/E BEARING</b> 110686  (*02-08)  <b>CRANKPIN</b> 106222  (*02-08)	<b>COMPLETE</b> 107511 (*02-06)  <b>TOP-END</b> 107644  (*02-06)	<b>CAMSHAFT</b> 107427 (*02-06)  <b>CAM CHAIN</b> 107361  (*02-08)  <b>VALVE SHIM</b> <b>ASSORTMENT</b>  111089 (*02-16)  114179  (*02-16)	<b>VALVE</b> 110939 (*02-06) 2x Exhaust Steel 110940 (*02-08) 2x Intake Titanium  SPECIAL*  <b>TI-STEEL</b> <b>CONVERSION</b> <b>SET</b> 111068 (*02-08) Intake  <b>VALVE SEAL</b> 111097 (*02-08) 2x Intake 111100 (*02-16) 2x Exhaust	<b>CRANKBEARING &amp; SEAL KIT</b> 114547  (*02-05)  <b>BEARING</b> 110915 (*02-16) Right 110795 (*02-16) Left  <b>INNER RING</b> 110799  (*02-16)  <b>OILSEAL SET</b> 107943 (*02-05)

- accessories
- body
- handlebar & grips
- cables & levers
- exhaust
- engine
- fuel & intake
- electrical & ignition
- clutch
- drive
- bearings
- brakes
- steering & suspension
- tires
- tools & shop

# ENGINE



## PISTONS, CONNECTING RODS, SEALS

DIRT BIKE	PISTON KIT	SIZE	PISTON PARTS	CONNECTING ROD PARTS	GASKETS	VALVE TRAIN PARTS I	VALVE TRAIN PARTS II	CRANKSHAFT PARTS
<b>HONDA CONTINUED</b>								
CRF 450 R	<b>PISTON KIT</b>	<b>SIZE</b>	<b>RING SET</b>	<b>CON. ROD KIT</b>	<b>COMPLETE</b>	<b>CAMSHAFT</b>	<b>VALVE</b>	<b>CRANKBEARING &amp; SEAL KIT</b>
2004-2008 4-Stroke	108473 108474	95.96 95.97	105881 105881	105989 (02-08)	107511 (02-06)	107427 (02-06)	110939 (02-06) 2x Exhaust Steel	114547
Please Note: Nikasil Piston Size	113817 & 108466	95.98	105881 -	<b>B/E BEARING</b> 110686	107512 (07-08)	<b>CAM CHAIN</b> 107361	110943 (07-08) 2x Exhaust Steel	(02-05) 114548 (06-16)
Replating or Cylinder Sleeving	(02-08)		<b>PIN</b>	(02-08) <b>CRANKPIN</b>	<b>TOP-END</b> 107644 (02-06)	(02-08)	110940 (02-08) 2x Intake Titanium	<b>BEARING</b> 110915 (02-16) Right
Required for Over-sizes			110310	106222	107647	<b>VALVE SHIM ASSORTMENT</b>		
*Special Race Application			(02-08)	(02-08)	(07-08)	111089 (02-16)	SPECIAL*	110795 (02-16) Left
Titanium Exhaust Valve			<b>CLIPS</b> 106181 (02-16)			114179 (02-16)		<b>INNER RING</b> 110799 (02-16)
-Std. Compression 12.0:1 -Forged Piston							<b>TI-STEEL CONVERSION SET</b> 111068 (02-08) Intake	<b>OILSEAL SET</b> 107943 (02-05) 107944 (06-16)
							<b>VALVE SEAL</b> 111097 (02-08) 2x Intake 111100 (02-16) 2x Exhaust	
CRF 450 R	<b>PISTON KIT</b>	<b>SIZE</b>	<b>RING SET</b>	<b>CON. ROD KIT</b>	<b>COMPLETE</b>	<b>CAM CHAIN</b>	<b>VALVE</b>	<b>CRANKBEARING &amp; SEAL KIT</b>
2009-2012 4-Stroke	113811 113812	95.96 95.97	112667 112667	105992 (09-16)	107513 (09-16)	107362 (09-16)	110944 (09-12) 2x Exhaust Steel	114548
Please Note: Nikasil Piston Size	113813	95.98	112667	<b>B/E BEARING</b> 110685	<b>TOP-END</b> 107650	<b>VALVE SHIM ASSORTMENT</b>	110945 (09-16) 2x Intake Titanium	(06-16) <b>BEARING</b> 110915
-Std. Compression 12.0:1 -High Compression 13.0:1 -Forged Piston -Fuel Injection	<b>HIGH COMPRESSION</b> 108489 108490	95.96 95.97	105912 105912	(09-16) <b>CRANKPIN</b> 110343	(09-16)	(02-16) 114179 (02-16)	110945 (09-16) 2x Intake Titanium	(02-16) Right 110795 (02-16) Left
			<b>CLIPS</b> 106181 (02-16)	(09-16)			<b>TI-STEEL CONVERSION SET</b> 111070 (09-16) Intake	<b>INNER RING</b> 110799 (02-16)
							<b>VALVE SEAL</b> <b>111100</b> (09-16) 2x Intake 111100 (02-16) 2x Exhaust	<b>OILSEAL SET</b> 107944 (06-16)



## PISTONS, CONNECTING RODS, SEALS

DIRT BIKE	PISTON KIT	SIZE	PISTON PARTS	CONNECTING ROD PARTS	GASKETS	VALVE TRAIN PARTS I	VALVE TRAIN PARTS II	CRANKSHAFT PARTS
<b>HONDA CONTINUED</b>								
CRF 450 R	<b>PISTON KIT</b>	<b>SIZE</b>	<b>RING SET</b>	<b>CON. ROD KIT</b>	<b>COMPLETE</b>	<b>CAM CHAIN</b>	<b>VALVE</b>	<b>CRANKBEARING &amp; SEAL KIT</b>
2013-2016	113814	95.96	105912	105992	107513	107362	110945	114548
4-Stroke	113815	95.97	105912	('09-16)	('09-16)	('09-16)	('09-16) 2x Intake Titanium	('06-16)
Please Note: Nikasil Piston Size	113816	95.98	105912	<b>B/E BEARING</b> 110685	<b>TOP-END</b> 107650	<b>VALVE SHIM ASSORTMENT</b>	114015	BEARING
-Std. Compression 12.5:1			112668	('09-16)	('09-16)	111089	114015	110915
-Forged Piston			('13-16)	<b>CRANKPIN</b> 110343		('02-16)	<b>TI-STEEL CONVERSION SET</b>	('02-16) Right
-Fuel Injection			<b>CLIPS</b> 106181 ('02-16)	('09-16)		114179 ('02-16)	111070 ('09-16) Intake	('02-16) Left
							<b>VALVE SEAL</b> 111100 ('09-16) 2x Intake 111100 ('02-16) 2x Exhaust	<b>INNER RING</b> 110799 ('02-16)
								<b>OILSEAL SET</b> 107944 ('06-16)
CRF 450 X	<b>PISTON KIT</b>	<b>SIZE</b>	<b>RING SET</b>	<b>CON. ROD KIT</b>	<b>COMPLETE</b>	<b>CAM CHAIN</b>	<b>VALVE</b>	<b>CRANKBEARING &amp; SEAL KIT</b>
2005-2016	108473	95.96	105881	105990	107508	107361	110942	114548
4-Stroke	108474	95.97	105881	('05-16)	('05-15)	('05-16)	('05-16) 2x Intake Titanium	
Please Note: Nikasil Piston Size	113817	95.98	105881	<b>CRANKPIN</b> 110346 ('05-16)	<b>TOP-END</b> 107645 ('05-16)	<b>VALVE SHIM ASSORTMENT</b> 111089	<b>TI-STEEL CONVERSION SET</b> 111069	BEARING 110795
-Std. Compression 12.0:1			110310			('05-16)	111069	('05-16) Left
-Forged Piston			<b>CLIPS</b> 106181 ('05-16)			114179 ('05-16)	('05-16) Intake	
							<b>VALVE SEAL</b> 111097 ('05-16) 2x Intake 111100 ('05-16) 2x Exhaust	<b>INNER RING</b> 110799
								('05-16)
								<b>OILSEAL SET</b> 107944 ('05-16)
CR 480 1982-1983 2-Stroke	<b>PISTON KIT</b> -	<b>SIZE</b> 89.00	<b>RING SET</b> -					
CR 500	<b>PISTON KIT</b>	<b>SIZE</b>	<b>RING SET</b>	<b>CON. ROD KIT</b>	<b>COMPLETE</b>			<b>CRANKBEARING &amp; SEAL KIT</b>
1982-2001	108478	89.00	109689	105991	107509			114542
2-Stroke	108479	89.25	109690	('87-01)	('89-01)			('82-01)
	108480	89.50	109691	<b>S/E BEARING</b> 109692	<b>TOP-END</b> 107646			BEARING 110775
	108481	89.75	109692	106789	107646			('84-01) 2x
	108482	90.00	109693	('82-01)	107648			
	108483	90.25	109694	<b>B/E BEARING</b> 110679	('89-01)			<b>OILSEAL SET</b> 107940 ('84-01)
	108484	90.50	109695	110679				
	108485	91.00	109696	('87-01)				
			<b>PIN</b> 106163 ('82-01)	<b>CRANKPIN</b> 106215 ('87-01)				
			<b>CLIPS</b> 106183 ('82-01)					

- accessories
- body
- handlebar & grips
- cables & levers
- exhaust
- engine**
- fuel & intake
- electrical & ignition
- clutch
- drive
- bearings
- brakes
- steering & suspension
- tires
- tools & shop

# ENGINE



## PISTONS, CONNECTING RODS, SEALS

DIRT BIKE	PISTON KIT	SIZE	PISTON PARTS	CONNECTING ROD PARTS	GASKETS	VALVE TRAIN PARTS I	VALVE TRAIN PARTS II	CRANKSHAFT PARTS
<b>HONDA CONTINUED</b>								
XL/XR 500 R 1979-1982 4-Stroke -Std. Compression 8.6:1 - Forged Piston	<b>PISTON KIT</b>	<b>SIZE</b>	<b>RING SET</b>	<b>CON. ROD KIT</b>				<b>BEARING</b>
	113820	89.00	113456	105995				110768
	113821	89.50	113457	('79-82)				('79-82) 2x
	113822	90.00	113458					
	113823	90.50	113459		<b>B/E BEARING</b>			
	113824	91.00	113460	110686 ('79-82)				
				<b>CRANKPIN</b> 106221 ('79-82)				
XR 600 R 1985-2000 4-Stroke -Std. Compression 9.0:1	<b>PISTON KIT</b>	<b>SIZE</b>	<b>RING SET</b>	<b>CON. ROD KIT</b>	<b>COMPLETE</b>	<b>CAM CHAIN</b>	<b>VALVE</b>	<b>CRANKBEARING &amp; SEAL KIT</b>
	108511	97.00	109709	105996	107516	107368	110948	
	108512	97.25	109710	('83-00)	('93-00)	('93-00)	('93-00) 2x Exhaust Steel	
	108513	97.50	109711				110949	
	108514	97.75	-		<b>TOP-END</b>		110949	
	108515	98.00	109712		107659		('93-00) 2x Intake Steel	<b>BEARING</b> 110770 ('85-00) Left 110766 ('85-00) Right
			<b>PIN</b> 106168 ('85-00)				<b>VALVE SEAL</b> 111101 ('88-00) 2x Intake 111101 ('88-00) 2x Exhaust	
			<b>CLIPS</b> 106193 ('85-00)					
FMX 650 2005-2007 4-Stroke -Std. Compression 8.3:1 - Forged Piston	<b>PISTON KIT</b>	<b>SIZE</b>	<b>RING SET</b>	<b>CON. ROD KIT</b>		<b>CAM CHAIN</b>	<b>VALVE</b>	<b>BEARING</b>
	113825	100.00	110241	105997		107368	110948	
	113826	100.50	110242	('05-07)		('05-07)	('05-07) 2x Exhaust Steel	
	113827	101.00	110243		<b>B/E BEARING</b>		110949	
				<b>PIN</b>	110689		('05-07) 2x Intake Steel	
			112669 ('05-07)	('05-07)				
			<b>CLIPS</b> 113985 ('05-07)	<b>CRANKPIN</b> 106225 ('05-07)				
NX 650 Dominator 1996-2002 4-Stroke -Std. Compression 8.3:1 - Forged Piston	<b>PISTON KIT</b>	<b>SIZE</b>	<b>RING SET</b>	<b>CON. ROD KIT</b>		<b>CAM CHAIN</b>	<b>VALVE</b>	<b>BEARING</b>
	113825	100.00	110241	105997		107368	110948	
	113826	100.50	110242	('88-02)		('88-94)	('88-94) 2x Exhaust Steel	
	113827	101.00	110243		<b>B/E BEARING</b>	114210 ('95-02)	110949	
				<b>PIN</b>	110689		('88-02) 2x Intake Steel	
			112669 ('96-02)	('88-02)				
			<b>CLIPS</b> 113985 ('96-02)	<b>CRANKPIN</b> 106225 ('88-02)				





## PISTONS, CONNECTING RODS, SEALS

DIRT BIKE	PISTON KIT	SIZE	PISTON PARTS	CONNECTING ROD PARTS	GASKETS	VALVE TRAIN PARTS I	VALVE TRAIN PARTS II	CRANKSHAFT PARTS
<b>HONDA CONTINUED</b>								
SLR 650 1997-2000 4-Stroke	PISTON KIT 113825 113826 113827	SIZE 100.00 100.50 101.00	RING SET 110241 110242 110243	CON. ROD KIT 105997 ( '97-00)  B/E BEARING  PIN 110689  112669 ( '97-00)  CRANKPIN 106225 113985 ( '97-00)			VALVE 110948 ( '97-00) 2x Exhaust Steel 110949  ( '97-00) 2x Intake Steel	BEARING
-Std. Compression 8.3:1 - Forged Piston								
XR 650 L 1993-2016 4-Stroke	PISTON KIT 113825 113826 113827	SIZE 100.00 100.50 101.00	RING SET 110241 110242 110243	CON. ROD KIT 105997 ( '93-16)  B/E BEARING  PIN 110689  112669 ( '93-16)  CRANKPIN 106225 113985 ( '93-16)	TOP-END 107660 ( '93-16)	CAM CHAIN 107368 ( '93-16)	VALVE 110948 ( '93-16) 2x Exhaust Steel 110949  ( '93-16) 2x Intake Steel  VALVE SEAL 111101 ( '93-16) 2x Intake 111101 ( '93-16) 2x Exhaust	CRANKBEARING & SEAL KIT       BEARING
-Std. Compression 8.3:1 - Forged Piston								
XR 650 R 2000-2007 4-Stroke	PISTON KIT 113828	SIZE 99.94 99.95	RING SET 110241 110241	CON. ROD KIT 105998 ( '00-07)  B/E BEARING  PIN 110691 ( '00-07)  CRANKPIN 106226 ( '00-07)		CAM CHAIN 107369 ( '00-07)	VALVE SEAL 111102 ( '00-07) 2x Intake 111101 ( '00-07) 2x Exhaust	BEARING
Please Note: Nikasil Piston Size	113830 & 108517	99.96  101.00	110241  109714					
Replating or Cylinder Sleeving Required for Over- sizes			PIN 113395 ( '00-07)					
-Std. Compression 10.0:1 - 01.1662 series is Forged			CLIPS 113983 ( '00-07)					
<b>HUSABERG</b>								
TE 125 2012-2014 2-Stroke	PISTON KIT 114321 114322 114323 114324	SIZE 53.94 53.95 53.96 53.97	RING SET 112670 112670 112670 112670	CON. ROD KIT 106108 ( '12-14)  S/E BEARING 106807 ( '12-14)  PIN 106139 ( '12-14)  B/E BEARING 110669 ( '12-14)  CLIPS 106173 ( '12-14)  CRANKPIN 106205 ( '12-14)				CRANKBEARING & SEAL KIT 114549 ( '12-14)  BEARING 110801 ( '12-14) Left 110759 ( '12-14) Right  OILSEAL SET 108013 ( '12-14)

- accessories
- body
- handlebar & grips
- cables & levers
- exhaust
- engine
- fuel & intake
- electrical & ignition
- clutch
- drive
- bearings
- brakes
- steering & suspension
- tires
- tools & shop

# ENGINE



## PISTONS, CONNECTING RODS, SEALS

DIRT BIKE	PISTON KIT	SIZE	PISTON PARTS	CONNECTING ROD PARTS	GASKETS	VALVE TRAIN PARTS I	VALVE TRAIN PARTS II	CRANKSHAFT PARTS
<b>HUSABERG CONTINUED</b>								
TE 250	<b>PISTON KIT</b>	<b>SIZE</b>	<b>RING SET</b>	<b>CON. ROD KIT</b>	<b>COMPLETE</b>			<b>CRANKBEARING &amp; SEAL KIT</b>
2011-2014	109408	66.34	113465	106113	107606			114550
2-Stroke	109409	66.35	113465	(*11-14)	(*11-14)			(*11-14)
Please Note:	109410	66.36	113465	<b>S/E BEARING</b>	<b>TOP END</b>			<b>BEARING</b>
Nikasil Piston Size	109411	66.37	113465	106822	107814			110802
			<b>CLIPS</b>	(*11-14)	(*11-14)			(*11-14) Left
			106177	<b>B/E BEARING</b>				110746
			(*11-14)	110673				(*11-14) Right
				(*11-14)				<b>OILSEAL SET</b>
				<b>CRANKPIN</b>				108014
				110335				(*11-14)
				(*11-14)				
FE 250	<b>PISTON KIT</b>	<b>SIZE</b>	<b>RING SET</b>	<b>CON. ROD KIT</b>		<b>CAM CHAIN</b>	<b>VALVE</b>	<b>BEARING</b>
2013	109415	75.96	105946	106114		107420	111037	
4-Stroke	109416	75.97	105946	(*13)		(*13)	(*13) Exhaust	
Please Note:	109417	75.98	105946	<b>B/E BEARING</b>		<b>VALVE SHIM ASSORTMENT</b>	Titanium	
Nikasil Piston Size				110681		111038	111038	
	<b>HIGH COMPRESSION</b>			(*13)		111088	(*13) Intake	
-Std. Compression 13.2:1				<b>CRANKPIN</b>			Titanium	
-Forged Piston	109413	75.96	113995	110340		(*13-14)	<b>OVERSIZE VALVE</b>	
-Fuel Injection	109414	75.97	113995	(*13)		114178	+1.00 MM.	
			<b>PIN</b>			(*13-14)	111035	
			112671				(*13) Exhaust	
			(*13)	<b>CLIPS</b>			111036	
				110325			(*13) Intake	
			(*13-14)				<b>TI-STEEL CONVERSION SET</b>	
							112706	
							(*13) Exhaust	
							112707	
							(*13) Intake	
FE 250	<b>PISTON KIT</b>	<b>SIZE</b>	<b>RING SET</b>	<b>CON. ROD KIT</b>		<b>CAM CHAIN</b>	<b>VALVE</b>	<b>BEARING</b>
2014	113893	77.96	113994	03.6333		107421	114018	
4-Stroke	113894	77.97	113994	(*14)		(*14)	(*14) Exhaust	
Please Note:	113895	77.98	113994	<b>PIN</b>		<b>VALVE SHIM ASSORTMENT</b>	Titanium	
Nikasil Piston Size				112672		111088	114019	
				(*14)			(*14) Intake	
-Std. Compression 13.2:1				<b>CLIPS</b>			Titanium	
-Forged Piston				110325		(*13-14)	<b>TI-STEEL CONVERSION SET</b>	
-Fuel Injection				(*13-14)		114178	112708	
						(*13-14)	(*14) Exhaust	
							112709	
							(*14) Intake	
TE 300	<b>PISTON KIT</b>	<b>SIZE</b>	<b>RING SET</b>	<b>CON. ROD KIT</b>	<b>COMPLETE</b>			<b>CRANKBEARING &amp; SEAL KIT</b>
2011-2014	109418	71.94	113466	106113	113054			114550
2-Stroke	109419	71.95	113466	(*11-14)	(*11-14)			(*11-14)
Please Note:	109420	71.96	113466	<b>S/E BEARING</b>	<b>TOP END</b>			<b>BEARING</b>
Nikasil Piston Size				106822	107819			110802
			<b>CLIPS</b>	(*11-14)	(*11-14)			(*11-14) Left
			106179	<b>B/E BEARING</b>				110746
			(*11-14)	110673				(*11-14) Right
				(*11-14)				<b>OILSEAL SET</b>
				<b>CRANKPIN</b>				108014
				110335				(*11-14)
				(*11-14)				



## PISTONS, CONNECTING RODS, SEALS

DIRT BIKE	PISTON KIT	SIZE	PISTON PARTS	CONNECTING ROD PARTS	GASKETS	VALVE TRAIN PARTS I	VALVE TRAIN PARTS II	CRANKSHAFT PARTS
<b>HUSABERG CONTINUED</b>								
FE 350	<b>PISTON KIT</b>	<b>SIZE</b>	<b>RING SET</b>	<b>CON. ROD KIT</b>		<b>CAM CHAIN</b>	<b>VALVE</b>	<b>CRANKBEARING &amp; SEAL KIT</b>
2013-2014	113916	87.96	113999	113546		107421	111039	
4-Stroke	113917	87.97	113999	('13)		('13-14)	('13-14) 2x Exhaust	
Please Note: Nikasil Piston Size	113918	87.98	113999	<b>B/E BEARING</b> 110684		<b>VALVE SHIM ASSORTMENT</b>	Titanium 111040	<b>BEARING</b>
-Std. Compression 12.3:1			112674	('13)		111088	Titanium	
-Forged Piston			('13-14)			('13-14)		
-Fuel Injection			<b>CLIPS</b> 106177 ('13-14)	<b>CRANKPIN</b> 112943		114178 ('13-14)	<b>TI-STEEL CONVERSION SET</b> 114528 ('13) Exhaust 114529 ('13) Intake	<b>OILSEAL SET</b> 108017 ('13-14)
FE 390	<b>PISTON KIT</b>	<b>SIZE</b>	<b>RING SET</b>			<b>CAM CHAIN</b>	<b>VALVE</b>	<b>OILSEAL SET</b>
2010-2012	113943	94.94	105952			107423	111047	
4-Stroke	113944	94.95	105952			('10-12)	('10-12) 2x Exhaust	
Please Note: Nikasil Piston Size	113945	94.96	105952	<b>PIN</b>		<b>VALVE SHIM ASSORTMENT</b>	Steel 111048	
-Std. Compression 11.1:1			112668			111086	Titanium	
-Forged Piston			('10-12)			('10-12)		
-Fuel Injection			<b>CLIPS</b> 106181 ('10-12)			114176 ('10-12)		
FE 450	<b>PISTON KIT</b>	<b>SIZE</b>	<b>RING SET</b>				<b>VALVE</b>	
2004-2008	113919	99.94	105953				111049	
4-Stroke	113920	99.95	105953				('04-08) 2x Exhaust	
-Std. Compression 13.0:1							Steel	
-Forged Piston	113921	99.96	105953	<b>PIN</b>			111050	
			112654 ('04-08)				('04-08) 2x Intake	
			<b>CLIPS</b> 106183 ('04-08)				Steel	
FE 450	<b>PISTON KIT</b>	<b>SIZE</b>	<b>RING SET</b>	<b>CON. ROD KIT</b>		<b>CAM CHAIN</b>	<b>VALVE</b>	<b>OILSEAL SET</b>
2009-2012	109443	94.94	105952	106119		107423	111047	
4-Stroke	109444	94.95	105952	('09-12)		('09-14)	('09-14) 2x Exhaust	
Please Note: Nikasil Piston Size	109445	94.96	105952	<b>B/E BEARING</b> 110687		<b>VALVE SHIM ASSORTMENT</b>	Steel 111048	
-Std. Compression 11.9:1			112668	('09-13)		111086	Titanium	
-Forged Piston			('09-14)			('09-13)		
-Fuel Injection			<b>CLIPS</b> 106181 ('09-14)	<b>CRANKPIN</b> 110347 ('09-13)		114176 ('09-13)		

- accessories
- body
- handlebar & grips
- cables & levers
- exhaust
- engine
- fuel & intake
- electrical & ignition
- clutch
- drive
- bearings
- brakes
- steering & suspension
- tires
- tools & shop

# ENGINE



## PISTONS, CONNECTING RODS, SEALS

DIRT BIKE	PISTON KIT	SIZE	PISTON PARTS	CONNECTING ROD PARTS	GASKETS	VALVE TRAIN PARTS I	VALVE TRAIN PARTS II	CRANKSHAFT PARTS
<b>HUSABERG CONTINUED</b>								
FE 450	<b>PISTON KIT</b>	<b>SIZE</b>	<b>RING SET</b>	<b>CON. ROD KIT</b>		<b>CAM CHAIN</b>	<b>VALVE</b>	<b>CRANKBEARING &amp; SEAL KIT</b>
2013-2014 4-Stroke	113931 113932	94.94 94.95	105952 105952	113547 ( <sup>'13</sup> )		107423 ( <sup>'09-14</sup> )	111047 ( <sup>'09-14</sup> ) 2x Exhaust Steel	114551  ( <sup>'13-14</sup> )
Please Note: Nikasil Piston Size	113933	94.96	105952	<b>B/E BEARING</b> 110687		<b>VALVE SHIM ASSORTMENT</b>	111048 ( <sup>'09-13</sup> ) 2x Intake Titanium	<b>BEARING</b>  110917
-Std. Compression 11.9:1 -Forged Piston -Fuel Injection			112668  ( <sup>'09-14</sup> )  <b>CLIPS</b> 106181 ( <sup>'09-14</sup> )	( <sup>'09-13</sup> )  <b>CRANKPIN</b> 110347 ( <sup>'09-13</sup> )		111086  ( <sup>'09-13</sup> ) 114176 ( <sup>'09-13</sup> ) 111088 ( <sup>'14</sup> ) 114178 ( <sup>'14</sup> )	114021 ( <sup>'14</sup> ) 2x Intake Titanium	( <sup>'13-14</sup> ) 2x  <b>OILSEAL SET</b>
FX 450	<b>PISTON KIT</b>	<b>SIZE</b>	<b>RING SET</b>	<b>CON. ROD KIT</b>		<b>CAM CHAIN</b>	<b>VALVE</b>	<b>OILSEAL SET</b>
2010-2012 4-Stroke	109443 109444	94.94 94.95	105952 105952	106119 ( <sup>'10-12</sup> )		107423 ( <sup>'10-12</sup> )	111047 ( <sup>'10-12</sup> ) 2x Exhaust Steel	
Please Note: Nikasil Piston Size	109445	94.96	105952	<b>B/E BEARING</b> 110687		<b>VALVE SHIM ASSORTMENT</b>	111048 ( <sup>'10-12</sup> ) 2x Intake Titanium	
-Std. Compression 11.8:1 -Forged Piston -Fuel Injection			112668  ( <sup>'10-12</sup> )  <b>CLIPS</b> 106181 ( <sup>'10-12</sup> )	( <sup>'10-12</sup> )  <b>CRANKPIN</b> 110347 ( <sup>'10-12</sup> )		111086  ( <sup>'10-12</sup> ) 114176 ( <sup>'10-12</sup> )		
FE 501	<b>PISTON KIT</b>	<b>SIZE</b>	<b>RING SET</b>	<b>CON. ROD KIT</b>		<b>CAM CHAIN</b>	<b>VALVE</b>	<b>CRANKBEARING &amp; SEAL KIT</b>
2013-2014 4-Stroke	113952 113953	94.95 94.96	105952 105952	113548 ( <sup>'13</sup> )		107424 ( <sup>'13-14</sup> )	111047 ( <sup>'13-14</sup> ) 2x Exhaust Steel	114551  ( <sup>'13-14</sup> )
Please Note: Nikasil Piston Size	113954	94.97	105952	<b>B/E BEARING</b> 110687		<b>VALVE SHIM ASSORTMENT</b>	111048 ( <sup>'13</sup> ) 2x Intake Titanium	<b>BEARING</b>  110917
-Std. Compression 11.8:1 -Forged Piston -Fuel Injection			112668  ( <sup>'13-14</sup> )  <b>CLIPS</b> 106181 ( <sup>'13-14</sup> )	( <sup>'13</sup> )  <b>CRANKPIN</b> 110347 ( <sup>'13</sup> )		111086  ( <sup>'13</sup> ) 114176 ( <sup>'13</sup> ) 111088 ( <sup>'14</sup> ) 114178 ( <sup>'14</sup> )	114021 ( <sup>'14</sup> ) 2x Intake Titanium	( <sup>'13-14</sup> ) 2x  <b>OILSEAL SET</b>
FE 550	<b>PISTON KIT</b>	<b>SIZE</b>	<b>RING SET</b>				<b>VALVE</b>	<b>BEARING</b>
2004-2008 4-Stroke	113946 113947	99.95 99.96	105953 105953				111049 ( <sup>'04-08</sup> ) 2x Exhaust Steel	
-Std. Compression 11.8:1 -Forged Piston	113948	99.97	105953				111050  ( <sup>'04-08</sup> ) 2x Intake Steel	
			112654 ( <sup>'04-08</sup> )  <b>CLIPS</b> 106183 ( <sup>'04-08</sup> )					



## PISTONS, CONNECTING RODS, SEALS

DIRT BIKE	PISTON KIT	SIZE	PISTON PARTS	CONNECTING ROD PARTS	GASKETS	VALVE TRAIN PARTS I	VALVE TRAIN PARTS II	CRANKSHAFT PARTS
<b>HUSABERG CONTINUED</b>								
FE 570	<b>PISTON KIT</b>	<b>SIZE</b>	<b>RING SET</b>			<b>CAM CHAIN</b>	<b>VALVE</b>	<b>OILSEAL SET</b>
2009-2012	113961	99.95	105953			107424	111047	
4-Stroke	113962	99.96	105953			('09-12)	('09-12) 2x Exhaust	
	113963	99.97	105953				Steel	
-Std. Compression 11.8:1						<b>VALVE SHIM</b>	111048	
-Forged Piston			<b>PIN</b>			<b>ASSORTMENT</b>	('09-12) 2x Intake	
-Fuel Injection			112654 ('09-12)			111086 ('09-12)	Titanium	
			<b>CLIPS</b>			114176 ('09-12)		
			106183 ('09-12)					
FE 650	<b>PISTON KIT</b>	<b>SIZE</b>	<b>RING SET</b>				<b>VALVE</b>	<b>BEARING</b>
2004-2008	113964	99.95	105953				111049	
4-Stroke	113965	99.96	105953				('04-08) 2x Exhaust	
	113966	99.97	105953				Steel	
-Std. Compression 11.8:1							111050	
-Forged Piston			<b>PIN</b>				('04-08) 2x Intake	
			112654 ('04-08)				Steel	
			<b>CLIPS</b>					
			106183 ('04-08)					
FS 650	<b>PISTON KIT</b>	<b>SIZE</b>	<b>RING SET</b>				<b>VALVE</b>	<b>BEARING</b>
2004-2008	113964	99.95	105953				111049	
4-Stroke	113965	99.96	105953				('04-08) 2x Exhaust	
	113966	99.97	105953				Steel	
-Std. Compression 11.8:1							111050	
-Forged Piston			<b>PIN</b>				('04-08) 2x Intake	
			112654 ('04-08)				Steel	
			<b>CLIPS</b>					
			106183 ('04-08)					
<b>HUSQVARNA</b>								
TC 85	<b>PISTON KIT</b>	<b>SIZE</b>	<b>RING SET</b>	<b>CON. ROD KIT</b>	<b>COMPLETE</b>			<b>CRANKBEARING &amp; SEAL KIT</b>
2014-2016	109348	46.95	105933	113545	113052			114552 ('14-16)
2-Stroke	109349	46.96	105933	('14-16)	('14-16)			
Please Note:	109350	46.97	105933					
Nikasil Piston Size	109351	46.98	105933	<b>S/E BEARING</b>	<b>TOP-END</b>			<b>BEARING</b>
				106783 ('14-16)	113058 ('14-16)			110800 ('14-16) Left
-KTM Engine			<b>CLIPS</b>	112694				110753 ('14-16) Right
-Molycoated Skirt			110321 ('14-16)	22.202615F ('14-16)				
				<b>CRANKPIN</b>				<b>OILSEAL SET</b>
				112695 ('14-16)				108012 ('14-16)

- accessories
- body
- handlebar & grips
- cables & levers
- exhaust
- engine**
- fuel & intake
- electrical & ignition
- clutch
- drive
- bearings
- brakes
- steering & suspension
- tires
- tools & shop

# ENGINE



## PISTONS, CONNECTING RODS, SEALS

DIRT BIKE	PISTON KIT	SIZE	PISTON PARTS	CONNECTING ROD PARTS	GASKETS	VALVE TRAIN PARTS I	VALVE TRAIN PARTS II	CRANKSHAFT PARTS
<b>HUSQVARNA CONTINUED</b>								
CR / WR 125	<b>PISTON KIT</b>	<b>SIZE</b>	<b>RING SET</b>	<b>CON. ROD KIT</b>				<b>BEARING</b>
1997-2013	109353	53.94	105935	106107				110773
2-Stroke	109354	53.95	105935	('97-13)				('97-13) 2x
Please Note:	109355	53.96	105935					
Nikasil Piston Size	109356	53.97	105935	<b>S/E BEARING</b>				
-Molycoated Skirt			<b>CLIPS</b>	106786				
			106173	('97-13)				
TC 125	<b>PISTON KIT</b>	<b>SIZE</b>	<b>RING SET</b>	<b>CON. ROD KIT</b>	<b>TOP-END</b>			<b>CRANKBEARING &amp; SEAL KIT</b>
2014-2016	114321	53.94	112670	106108	107807			114549
2-Stroke	114322	53.95	112670	('14-15)	('14-15)			('14-16)
Please Note:	114323	53.96	112670	03.6226				
Nikasil Piston Size	114324	53.97	112670	('16)				
-KTM Engine			<b>PIN</b>	<b>S/E BEARING</b>				<b>BEARING</b>
-Molycoated Skirt			106139	106807				110801
			('14-16)	('14-16)				('14-16) Left
			<b>CLIPS</b>	<b>B/E BEARING</b>				110759
			106173	110669				('14-16) Right
			('14-16)	('14-16)				
				<b>CRANKPIN</b>				<b>OILSEAL SET</b>
				106205				108013
				('14-15)				('14-16)
				06.2255.9				
				('16)				
TE 125	<b>PISTON KIT</b>	<b>SIZE</b>	<b>RING SET</b>	<b>CON. ROD KIT</b>	<b>COMPLETE</b>			<b>CRANKBEARING &amp; SEAL KIT</b>
2014-2016	114321	53.94	112670	106108	107597			114549
2-Stroke	114322	53.95	112670	('14-16)	('15)			('14-16)
Please Note:	114323	53.96	112670					
Nikasil Piston Size	114324	53.97	112670	<b>S/E BEARING</b>				<b>BEARING</b>
-KTM Engine			<b>PIN</b>	106807				110801
-Molycoated Skirt			106139	('14-16)				('14-16) Left
			('14-16)	<b>B/E BEARING</b>				110759
			<b>CLIPS</b>	110669				('14-16) Right
			106173	('14-16)				
			('14-16)	<b>CRANKPIN</b>				<b>OILSEAL SET</b>
				106205				108013
				('14-16)				('14-16)
CR 150	<b>PISTON KIT</b>	<b>SIZE</b>	<b>RING SET</b>	<b>CON. ROD KIT</b>				<b>BEARING</b>
2011	-	58.00	-	106107				110773
2-Stroke				('11)				('11) 2x
				<b>S/E BEARING</b>				
				106786				
				('11)				
CR / WR 250	<b>PISTON KIT</b>	<b>SIZE</b>	<b>RING SET</b>	<b>CON. ROD KIT</b>				
1998-2013	108426	66.34	105877	106111				
2-Stroke	108427	66.35	105877	('98-13)				
Please Note:	108428	66.36	105877					
Nikasil Piston Size	108429	66.37	105877	<b>S/E BEARING</b>				
-Molycoated Skirt			<b>PIN</b>	106787				
			106156	('98-13)				
			('98-13)	<b>B/E BEARING</b>				
			<b>CLIPS</b>	110673				
			106177	('98-13)				
			('98-13)					



## PISTONS, CONNECTING RODS, SEALS

DIRT BIKE	PISTON KIT	SIZE	PISTON PARTS	CONNECTING ROD PARTS	GASKETS	VALVE TRAIN PARTS I	VALVE TRAIN PARTS II	CRANKSHAFT PARTS
<b>HUSQVARNA CONTINUED</b>								
TC 250	<b>PISTON KIT</b>	<b>SIZE</b>	<b>RING SET</b>	<b>CON. ROD KIT</b>	<b>COMPLETE</b>			<b>CRANKBEARING &amp; SEAL KIT</b>
2014-2016	109408	66.34	113465	106113	107605			114550
2-Stroke	109409	66.35	113465	(*14-16)	(*14-15)			(*14-16)
Please Note:	109410	66.36	113465					
Nikasil Piston Size	109411	66.37	113465	<b>S/E BEARING</b>	<b>TOP-END</b>			<b>BEARING</b>
-KTM Engine			<b>PIN</b>	106822	107814			110746
-Molycoated Skirt			106156	(*14-16)	(*14-16)			(*14-16) Right
			<b>B/E BEARING</b>	110673				
			(*14-16)	(*14-16)				
			<b>CLIPS</b>	<b>CRANKPIN</b>				<b>OILSEAL SET</b>
			106177	110335				
			(*14-16)	(*14-16)				
TE 250	<b>PISTON KIT</b>	<b>SIZE</b>	<b>RING SET</b>	<b>CON. ROD KIT</b>	<b>COMPLETE</b>			<b>CRANKBEARING &amp; SEAL KIT</b>
2014-2016	109408	66.34	113465	106113	107606			114550
2-Stroke	109409	66.35	113465	(*14-16)	(*14-15)			(*14-16)
Please Note:	109410	66.36	113465	<b>S/E BEARING</b>	<b>TOP-END</b>			<b>BEARING</b>
Nikasil Piston Size	109411	66.37	113465	106822	107814			110746
-KTM Engine			<b>PIN</b>	110673	(*14-16)			(*14-16) Right
-Molycoated Skirt			106156	(*14-16)				
			(*14-16)	<b>CRANKPIN</b>				
			<b>CLIPS</b>	110335				<b>OILSEAL SET</b>
			106177	(*14-16)				108014
			(*14-16)					
TC 250	<b>PISTON KIT</b>	<b>SIZE</b>	<b>RING SET</b>	<b>CON. ROD KIT</b>		<b>VALVE SHIM ASSORTMENT</b>		
2006-2007	113896	75.96	113995	106115		111089		
4-Stroke	113897	75.97	113995	(*06-07)		(*06-07)		
Please Note:	113898	75.98	113995	<b>CRANKPIN</b>		114179		
Nikasil Piston Size			<b>PIN</b>	112940		(*06-07)		
-Std. Compression 12.9:1			112672	(*06-07)				
-Forged Piston			(*06-07)	<b>B/E BEARING</b>				
			<b>CLIPS</b>	110681				
			110325	(*06-07)				
			(*06-07)					
TC 250	<b>PISTON KIT</b>	<b>SIZE</b>	<b>RING SET</b>	<b>CON. ROD KIT</b>		<b>VALVE SHIM ASSORTMENT</b>		
2010-2011	113902	78.96	113997	106116		111087		
4-Stroke	113903	78.97	113997	(*10-13)		(*10-13)		
Please Note:	113904	78.98	113997	<b>CRANKPIN</b>		114177		
Nikasil Piston Size			<b>PIN</b>	112942		(*10-13)		
-Std. Compression 13.6:1			112657	(*10-13)				
-Forged Piston			(*10-11)	<b>B/E BEARING</b>				
-Fuel Injection (from 2011)			<b>CLIPS</b>	110683				
			110321	(*10-13)				
			(*10-13)					
TC 250	<b>PISTON KIT</b>	<b>SIZE</b>	<b>RING SET</b>	<b>CON. ROD KIT</b>		<b>VALVE SHIM ASSORTMENT</b>		
2012-2013	113905	78.95	113997	106116		111087		
4-Stroke	113906	78.96	113997	(*10-13)		(*10-13)		
Please Note:	113907	78.97	113997	<b>CRANKPIN</b>		114177		
Nikasil Piston Size			<b>PIN</b>	112942		(*10-13)		
-Std. Compression 13.6:1			112673	(*10-13)				
-Forged Piston			(*12-13)	<b>B/E BEARING</b>				
-Fuel Injection			<b>CLIPS</b>	110683				
			110321	(*10-13)				
			(*10-13)					

- accessories
- body
- handlebar & grips
- cables & levers
- exhaust
- engine**
- fuel & intake
- electrical & ignition
- clutch
- drive
- bearings
- brakes
- steering & suspension
- tires
- tools & shop

# ENGINE



## PISTONS, CONNECTING RODS, SEALS

- accessories
- body
- handlebar & grips
- cables & levers
- exhaust
- engine
- fuel & intake
- electrical & ignition
- clutch
- drive
- bearings
- brakes
- steering & suspension
- tires
- tools & shop

DIRT BIKE	PISTON KIT	SIZE	PISTON PARTS	CONNECTING ROD PARTS	GASKETS	VALVE TRAIN PARTS I	VALVE TRAIN PARTS II	CRANKSHAFT PARTS
<b>HUSQVARNA CONTINUED</b>								
TE 250 2006-2009 4-Stroke Please Note: Nikasil Piston Size -Std. Compression 12.9:1 -Forged Piston	<b>PISTON KIT</b> 113896 113897 113898	<b>SIZE</b> 75.96 75.97 75.98	<b>RING SET</b> 113995 113995 113995  <b>PIN</b> 112672  (‘06-09)  <b>CLIPS</b> 110325 (‘06-09)	<b>CON. ROD KIT</b> 106115 (‘06-09)  <b>CRANKPIN</b> 112940 (‘06-09)  <b>B/E BEARING</b> 110681 (‘06-09)		<b>VALVE SHIM ASSORTMENT</b> 111089 (‘06-09) 114179 (‘06-09)		
TE 250 2010-2012 4-Stroke Please Note: Nikasil Piston Size -Std. Compression 13.6:1 -Forged Piston -Fuel Injection	<b>PISTON KIT</b> 113902 113903 113904	<b>SIZE</b> 78.96 78.97 78.98	<b>RING SET</b> 113997 113997 113997  <b>PIN</b> 112657  (‘10-12)  <b>CLIPS</b> 110321 (‘10-13)	<b>CON. ROD KIT</b> 106116 (‘10-13)  <b>CRANKPIN</b> 112942 (‘10-13)  <b>B/E BEARING</b> 110683 (‘10-13)		<b>VALVE SHIM ASSORTMENT</b> 111087 (‘10-13) 114177 (‘10-13)		
TE 250 2013 4-Stroke Please Note: Nikasil Piston Size -Std. Compression 13.6:1 -Forged Piston -Fuel Injection	<b>PISTON KIT</b> 113905 113906 113907	<b>SIZE</b> 78.95 78.96 78.97	<b>RING SET</b> 113997 113997 113997  <b>PIN</b> 112673  (‘13)  <b>CLIPS</b> 110321 (‘10-13)	<b>CON. ROD KIT</b> 106116 (‘10-13)  <b>CRANKPIN</b> 112942 (‘10-13)  <b>B/E BEARING</b> 110683 (‘10-13)		<b>VALVE SHIM ASSORTMENT</b> 111087 (‘10-13) 114177 (‘10-13)		
TXC 250 2008-2009 4-Stroke Please Note: Nikasil Piston Size -Std. Compression 12.9:1 -Forged Piston	<b>PISTON KIT</b> 113896 113897 113898	<b>SIZE</b> 75.96 75.97 75.98	<b>RING SET</b> 113995 113995 113995  <b>PIN</b> 112672  (‘08-09)  <b>CLIPS</b> 110325 (‘08-09)	<b>CON. ROD KIT</b> 106115 (‘08-09)  <b>CRANKPIN</b> 112940 (‘08-09)  <b>B/E BEARING</b> 110681 (‘08-09)		<b>VALVE SHIM ASSORTMENT</b> 111089 (‘08-09) 114179 (‘08-09)		
TXC 250 2010-2012 4-Stroke Please Note: Nikasil Piston Size -Std. Compression 13.6:1 -Forged Piston -Fuel Injection	<b>PISTON KIT</b> 113902 113903 113904	<b>SIZE</b> 78.96 78.97 78.98	<b>RING SET</b> 113997 113997 113997  <b>PIN</b> 112657  (‘10-12)  <b>CLIPS</b> 110321 (‘10-13)	<b>CON. ROD KIT</b> 106116 (‘10-13)  <b>CRANKPIN</b> 112942 (‘10-13)  <b>B/E BEARING</b> 110683 (‘10-13)		<b>VALVE SHIM ASSORTMENT</b> 111087 (‘10-13) 114177 (‘10-13)		





## PISTONS, CONNECTING RODS, SEALS

DIRT BIKE	PISTON KIT	SIZE	PISTON PARTS	CONNECTING ROD PARTS	GASKETS	VALVE TRAIN PARTS I	VALVE TRAIN PARTS II	CRANKSHAFT PARTS
<b>HUSQVARNA CONTINUED</b>								
TXC 250	<b>PISTON KIT</b>	<b>SIZE</b>	<b>RING SET</b>	<b>CON. ROD KIT</b>		<b>VALVE SHIM ASSORTMENT</b>		
2013	113905	78.95	113997	106116		111087		
4-Stroke	113906	78.96	113997	(*10-13)		(*10-13)		
Please Note:	113907	78.97	113997			(*10-13)		
Nikasil Piston Size				<b>CRANKPIN</b>		114177		
			<b>PIN</b>	112942		(*10-13)		
-Std. Compression 13.6:1			112673	(*10-13)				
-Forged Piston			(*13)					
-Fuel Injection				<b>B/E BEARING</b>				
			<b>CLIPS</b>	110683				
			110321	(*10-13)				
			(*10-13)					
FC 250	<b>PISTON KIT</b>	<b>SIZE</b>	<b>RING SET</b>	<b>CON. ROD KIT</b>		<b>CAM CHAIN</b>	<b>VALVE</b>	<b>CRANKBEARING &amp; SEAL KIT</b>
2014-2015	113893	77.96	113994	03.6333		107421	114018	
4-Stroke	113894	77.97	113994	(*14-15)		(*14-15)	(*14-16) Exhaust Titanium	
Please Note:	113895	77.98	113994				114019	
Nikasil Piston Size				<b>PIN</b>		<b>VALVE SHIM ASSORTMENT</b>	(*14-16) Intake Titanium	<b>BEARING</b>
				112672		111088		
-Std. Compression 13.9:1			(*14-15)			(*14-16)		
-Forged Piston						114178		
-Fuel Injection			<b>CLIPS</b>			(*14-16)	<b>TI-STEEL CONVERSION SET</b>	<b>OILSEAL SET</b>
-KTM Engine			110325				112710	108017
			(*14-15)				(*14-15) Exhaust	(*14-15)
							112711	
							(*14-15) Intake	
FC 250	<b>PISTON KIT</b>	<b>SIZE</b>	<b>RING SET</b>			<b>CAM CHAIN</b>	<b>VALVE</b>	<b>BEARING</b>
2016	114325	77.96	-				114018	
4-Stroke	114326	77.97	-				(*14-16) Exhaust Titanium	
Please Note:	114327	77.98	-				114019	
Nikasil Piston Size						<b>VALVE SHIM ASSORTMENT</b>	(*14-16) Intake Titanium	
						111088		
-Std. Compression 14.4:1						(*14-16)		
-Forged Piston						114178		
-Fuel Injection						(*14-16)		
-KTM Engine								
FE 250	<b>PISTON KIT</b>	<b>SIZE</b>	<b>RING SET</b>	<b>CON. ROD KIT</b>		<b>CAM CHAIN</b>	<b>VALVE</b>	<b>CRANKBEARING &amp; SEAL KIT</b>
2014-2016	113893	77.96	113994	03.6333		107421	114018	
4-Stroke	113894	77.97	113994	(*14-16)		(*14-16)	(*14-16) Exhaust Titanium	
Please Note:	113895	77.98	113994				114019	
Nikasil Piston Size				<b>PIN</b>		<b>VALVE SHIM ASSORTMENT</b>	(*14-16) Intake Titanium	<b>BEARING</b>
				112672		111088		
-Std. Compression 13.9:1			(*14-16)			(*14-16)		
-Forged Piston						114178		
-Fuel Injection			<b>CLIPS</b>			(*14-16)	<b>TI-STEEL CONVERSION SET</b>	<b>OILSEAL SET</b>
-KTM Engine			110325				112708	108017
			(*14-16)				(*14-16) Exhaust	(*14-16)
							112709	
							(*14-16) Intake	

- accessories
- body
- handlebar & grips
- cables & levers
- exhaust
- engine
- fuel & intake
- electrical & ignition
- clutch
- drive
- bearings
- brakes
- steering & suspension
- tires
- tools & shop

# ENGINE



## PISTONS, CONNECTING RODS, SEALS

- accessories
- body
- handlebar & grips
- cables & levers
- exhaust
- engine
- fuel & intake
- electrical & ignition
- clutch
- drive
- bearings
- brakes
- steering & suspension
- tires
- tools & shop

DIRT BIKE	PISTON KIT	SIZE	PISTON PARTS	CONNECTING ROD PARTS	GASKETS	VALVE TRAIN PARTS I	VALVE TRAIN PARTS II	CRANKSHAFT PARTS
<b>HUSQVARNA CONTINUED</b>								
WR 300 2009-2013 2-Stroke	PISTON KIT -	SIZE 72.00	RING SET -	CON. ROD KIT 106111 ('09-13)  S/E BEARING 106787 ('09-13)  B/E BEARING 110673 ('09-13)				
TE 300 2014-2016 2-Stroke Please Note: Nikasil Piston Size  -KTM Engine	PISTON KIT 109418 109419 109420	SIZE 71.94 71.95 71.96	RING SET 113466 113466 113466  CLIPS 106179 ('14-16)  B/E BEARING 110673 ('14-16)  CRANKPIN 110335 ('14-16)	CON. ROD KIT 106113 ('14-16)  S/E BEARING 106822 ('14-16)  B/E BEARING 110673 ('14-16)  CRANKPIN 110335 ('14-16)	COMPLETE   TOP END 107819 ('14-16)			CRANKBEARING & SEAL KIT 114550 ('14-16)  BEARING 110746 ('14-16) Right  OILSEAL SET 108014 ('14-16)
TE 310 2009-2010 4-Stroke Please Note: Nikasil Piston Size  -Std. Compression 12.9:1 -Forged Piston -Fuel Injection	PISTON KIT 113899 113900 113901	SIZE 82.96 82.97 82.98	RING SET 113996 113996 113996  PIN 112664  ('09-10)  CLIPS 110325 ('09-12)	CON. ROD KIT 106115 ('09-12)  CRANKPIN 112940 ('09-12)  B/E BEARING 110681 ('09-12)		VALVE SHIM ASSORTMENT 111087 ('09-13) 114177 ('09-13)		
TE 310 2011-2012 4-Stroke Please Note: Nikasil Piston Size  -Std. Compression 13.0:1 -Forged Piston -Fuel Injection	PISTON KIT 113908 113909 113910	SIZE 81.96 81.97 81.98	RING SET 113998 113998 113998  PIN 112672  ('11-12)  CLIPS 110325 ('09-12)	CON. ROD KIT 106115 ('09-12)  CRANKPIN 112940 ('09-12)  B/E BEARING 110681 ('09-12)		VALVE SHIM ASSORTMENT 111087 ('09-13) 114177 ('09-13)		
TXC 310 2012 4-Stroke Please Note: Nikasil Piston Size  -Std. Compression 13.0:1 -Forged Piston -Fuel Injection	PISTON KIT 113908 113909 113910	SIZE 81.96 81.97 81.98	RING SET 113998 113998 113998  PIN 112672  ('12)  CLIPS 110325 ('12)	CON. ROD KIT 106115 ('12-13)  CRANKPIN 112940 ('12-13)  B/E BEARING 110681 ('12-13)		VALVE SHIM ASSORTMENT 111087 ('12-13) 114177 ('12-13)		



## PISTONS, CONNECTING RODS, SEALS

DIRT BIKE	PISTON KIT	SIZE	PISTON PARTS	CONNECTING ROD PARTS	GASKETS	VALVE TRAIN PARTS I	VALVE TRAIN PARTS II	CRANKSHAFT PARTS
<b>HUSQVARNA CONTINUED</b>								
FC 350	<b>PISTON KIT</b>	<b>SIZE</b>	<b>RING SET</b>		<b>TOP END</b>	<b>CAM CHAIN</b>	<b>VALVE</b>	<b>CRANKBEARING &amp; SEAL KIT</b>
2014-2016	113911	87.96	113999		113060	107421	111039	
4-Stroke	113912	87.97	113999		('14-15)	('14-15)	('14-16) 2x Exhaust	
Please Note: Nikasil Piston Size	113913	87.98	113999				Titanium	<b>BEARING</b>
							111040	
-Std. Compression 13.5:1 ('14-15)	<b>HIGH COMPRESSION</b>					<b>VALVE SHIM</b>	<b>Titanium</b>	
-Std. Compression 14.0:1 ('16)	113914	87.96	113999			<b>ASSORTMENT</b>		
-High Compression 14.5:1	113915	87.97	113999			111088	<b>TI-STEEL</b>	
-Forged Piston			<b>PIN</b> 112674 ('14-16)			('14-16)	<b>CONVERSION SET</b>	<b>OILSEAL SET</b>
-Fuel Injection			<b>CLIPS</b> 106177 ('14-16)			114178 ('14-16)	114530 ('14-15) Exhaust	108017 ('14-15)
-KTM Engine							114531 ('14-15) Intake	
FE 350	<b>PISTON KIT</b>	<b>SIZE</b>	<b>RING SET</b>		<b>TOP END</b>	<b>CAMSHAFT</b>	<b>VALVE</b>	<b>CRANKBEARING &amp; SEAL KIT</b>
2014-2016	113916	87.96	113999		113060	BEARING	111039	
4-Stroke	113917	87.97	113999		('14-16)	112704	('14-16) 2x Exhaust	
Please Note: Nikasil Piston Size	113918	87.98	113999			('14-16)	Titanium	<b>BEARING</b>
							111040	
-Std. Compression 12.3:1			<b>PIN</b> 112674 ('14-16)			<b>CAM CHAIN</b>	('14-16) 2x Intake	
-Forged Piston						107421	Titanium	
-Fuel Injection			<b>CLIPS</b> 106177 ('14-16)			('14-16)	<b>TI-STEEL</b>	
-KTM Engine						<b>VALVE SHIM</b>	<b>CONVERSION SET</b>	<b>OILSEAL SET</b>
						<b>ASSORTMENT</b> 111088 ('14-16)	114528 ('14-16) Exhaust	108017 ('14-16)
						114178 ('14-16)	114529 ('14-16) Intake	
SMR 400	<b>PISTON KIT</b>	<b>SIZE</b>	<b>RING SET</b>	<b>CON. ROD KIT</b>				
2005-2007	-	-	-	113062 ('05-07)				
4-Stroke								
TC 410	<b>PISTON KIT</b>	<b>SIZE</b>	<b>RING SET</b>					
1999-2001	109424	91.44	105948					
4-Stroke	109425	91.45	105948					
Please Note: Nikasil Piston Size	109426	91.46	105948					
			<b>PIN</b> 112654 ('99-01)					
-Forged Piston								
			<b>CLIPS</b> 106183 ('99-01)					
TC 449	<b>PISTON KIT</b>	<b>SIZE</b>	<b>RING SET</b>					
2011-2013	113922	97.95	105954					
4-Stroke	113923	97.96	105954					
Please Note: Nikasil Piston Size	113924	97.97	105954					
			<b>PIN</b> 112654 ('11-13)					
-Std. Compression 13.0:1								
-Forged Piston								
-Fuel Injection				<b>CLIPS</b> 106183 ('11-13)				

- accessories
- body
- handlebar & grips
- cables & levers
- exhaust
- engine
- fuel & intake
- electrical & ignition
- clutch
- drive
- bearings
- brakes
- steering & suspension
- tires
- tools & shop

# ENGINE



## PISTONS, CONNECTING RODS, SEALS

- accessories
- body
- handlebar & grips
- cables & levers
- exhaust
- engine
- fuel & intake
- electrical & ignition
- clutch
- drive
- bearings
- brakes
- steering & suspension
- tires
- tools & shop

DIRT BIKE	PISTON KIT	SIZE	PISTON PARTS	CONNECTING ROD PARTS	GASKETS	VALVE TRAIN PARTS I	VALVE TRAIN PARTS II	CRANKSHAFT PARTS
<b>HUSQVARNA CONTINUED</b>								
TE 449 2011-2013 TXC 449 2011-2013 SMR 449 2011 4-Stroke Please Note: Nikasil Piston Size	<b>PISTON KIT</b> 113922  113923 113924	<b>SIZE</b> 97.95  97.96 97.97	<b>RING SET</b> 105954  105954 105954					
-Std. Compression 12.0:1 -Forged Piston -Fuel Injection			<b>PIN</b> 112654 (‘11-13)					
TC 450 2003-2005 4-Stroke Please Note: Nikasil Piston Size	<b>PISTON KIT</b> -	<b>SIZE</b> 97.00	<b>RING SET</b> -				<b>VALVE</b> 111043 (‘05) 2x Exhaust Titanium 111044 (‘05) 2x Intake Titanium	
TC 450 2006-2010 4-Stroke Please Note: Nikasil Piston Size	<b>PISTON KIT</b> 113940 113941 113942	<b>SIZE</b> 96.96 96.97 96.98	<b>RING SET</b> 105894 105894 105894	<b>CON. ROD KIT</b> 113062 (‘06-10)		<b>VALVE SHIM ASSORTMENT</b> 111089 (‘06-10) 114179 (‘06-10)	<b>MAIN JET</b>      <b>PILOT JET</b>	
-Std. Compression 12.9:1 -Forged Piston			<b>PIN</b> 112675 (‘06-10)	<b>CRANKPIN</b> 112944 (‘06-10)				
			<b>CLIPS</b> 106183 (‘06-10)					
TE 450 2003-2005 4-Stroke Please Note: Nikasil Piston Size	<b>PISTON KIT</b> -	<b>SIZE</b> 97.00	<b>RING SET</b> -				<b>VALVE</b> 111043 (‘05) 2x Exhaust Titanium 111044 (‘05) 2x Intake Titanium	
TE 450 2006-2010 4-Stroke Please Note: Nikasil Piston Size	<b>PISTON KIT</b> 113937 113938 113939	<b>SIZE</b> 96.96 96.97 96.98	<b>RING SET</b> 105894 105894 105894	<b>CON. ROD KIT</b> 113062 (‘06-10)		<b>VALVE SHIM ASSORTMENT</b> 111089 (‘06-10) 114179 (‘06-10)	<b>MAIN JET</b>      <b>PILOT JET</b>	
-Std. Compression 12.9:1 -Forged Piston			<b>PIN</b> 112676 (‘06-10)	<b>CRANKPIN</b> 112944 (‘06-10)				
			<b>CLIPS</b> 106183 (‘06-10)					
TXC 450 2008-2010 4-Stroke Please Note:	<b>PISTON KIT</b> 113940 113941 113942	<b>SIZE</b> 96.96 96.97 96.98	<b>RING SET</b> 105894 105894 105894	<b>CON. ROD KIT</b> 113062 (‘08-10)		<b>VALVE SHIM ASSORTMENT</b> 111089 (‘08-10)		



## PISTONS, CONNECTING RODS, SEALS

DIRT BIKE	PISTON KIT	SIZE	PISTON PARTS	CONNECTING ROD PARTS	GASKETS	VALVE TRAIN PARTS I	VALVE TRAIN PARTS II	CRANKSHAFT PARTS
<b>HUSQVARNA CONTINUED</b>								
SMR 450	<b>PISTON KIT</b>	<b>SIZE</b>	<b>RING SET</b>	<b>CON. ROD KIT</b>		<b>VALVE SHIM ASSORTMENT</b>		
2006-2010	113937	96.96	105894	113062		111089		
4-Stroke	113938	96.97	105894	('06-10)		('06-10)		
Please Note: Nikasil Piston Size	113939	96.98	105894	<b>CRANKPIN</b>		114179		
-Std. Compression 12.9:1			<b>PIN</b>	112944		('06-10)		
-Forged Piston			112676	('06-10)				
			<b>CLIPS</b>	106183				
			106183	('06-10)				
FC 450	<b>PISTON KIT</b>	<b>SIZE</b>	<b>RING SET</b>			<b>CAM CHAIN</b>	<b>VALVE</b>	<b>CRANKBEARING &amp; SEAL KIT</b>
2014-2015	113934	94.95	105952			107423	114020	114551
4-Stroke	113935	94.96	105952			('14-15)	('14-16) 2x Exhaust	
Please Note: Nikasil Piston Size	113936	94.97	105952			107420	Titanium	('14-15)
-Std. Compression 12.6:1			<b>PIN</b>	112668		('16)	114021	<b>BEARING</b>
-Forged Piston			112668	('14-15)		<b>VALVE SHIM ASSORTMENT</b>	('14-16) 2x Intake	110917
-Fuel Injection			<b>CLIPS</b>	106181		111088	Titanium	('14-15) 2x
-KTM Engine			106181	('14-16)		('14-16)	<b>VALVE SEAL</b>	<b>OILSEAL SET</b>
			106181			114178	111122	
						('14-16)	('14-16) 4x	
FE 450	<b>PISTON KIT</b>	<b>SIZE</b>	<b>RING SET</b>			<b>CAM CHAIN</b>	<b>VALVE</b>	<b>CRANKBEARING &amp; SEAL KIT</b>
2014-2016	113931	94.94	105952			107423	111047	114551
4-Stroke	113932	94.95	105952			('14-16)	('14-16) 2x Exhaust	
Please Note: Nikasil Piston Size	113933	94.96	105952			<b>VALVE SHIM ASSORTMENT</b>	Steel	('14-16)
-Std. Compression 11.9:1			<b>PIN</b>	112668		111088	114021	<b>BEARING</b>
-Forged Piston			112668	('14-16)		('14-16)	('14-16) 2x Intake	110917
-Fuel Injection			<b>CLIPS</b>	106181		114178	Titanium	('14-16) 2x
-KTM Engine			106181	('14-16)		('14-16)		<b>OILSEAL SET</b>
FS 450	<b>PISTON KIT</b>	<b>SIZE</b>	<b>RING SET</b>			<b>CAM CHAIN</b>	<b>VALVE</b>	<b>CRANKBEARING &amp; SEAL KIT</b>
2015	113934	94.95	105952			107423	114020	114551
4-Stroke	113935	94.96	105952			('15)	('15-16) 2x Exhaust	
Please Note: Nikasil Piston Size	113936	94.97	105952			107420	Titanium	('15)
-Std. Compression 12.6:1			<b>PIN</b>	112668		('16)	114021	<b>BEARING</b>
-Forged Piston			112668	('15)		<b>VALVE SHIM ASSORTMENT</b>	('15-16) 2x Intake	110917
-Fuel Injection			<b>CLIPS</b>	106181		111088	Titanium	('15) 2x
-KTM Engine			106181	('15-16)		('15-16)	<b>VALVE SEAL</b>	<b>OILSEAL SET</b>
			106181			114178	111122	
						('15-16)	('15-16) 4x	

- accessories
- body
- handlebar & grips
- cables & levers
- exhaust
- engine**
- fuel & intake
- electrical & ignition
- clutch
- drive
- bearings
- brakes
- steering & suspension
- tires
- tools & shop

# ENGINE



## PISTONS, CONNECTING RODS, SEALS

- accessories
- body
- handlebar & grips
- cables & levers
- exhaust
- engine
- fuel & intake
- electrical & ignition
- clutch
- drive
- bearings
- brakes
- steering & suspension
- tires
- tools & shop

DIRT BIKE	PISTON KIT	SIZE	PISTON PARTS	CONNECTING ROD PARTS	GASKETS	VALVE TRAIN PARTS I	VALVE TRAIN PARTS II	CRANKSHAFT PARTS
<b>HUSQVARNA CONTINUED</b>								
FE 501	PISTON KIT	SIZE	RING SET		COMPLETE	CAM CHAIN	VALVE	CRANKBEARING & SEAL KIT
2014-2016	113952	94.95	105952		112701	107424	111047	114551
4-Stroke	113953	94.96	105952		('14)	('14-16)	('14-16) 2x Exhaust	
Please Note: Nikasil Piston Size	113954	94.97	105952		<b>TOP END</b> 112702	<b>VALVE SHIM ASSORTMENT</b>	114021 Steel	('14-16)
-Std. Compression 11.8:1			112668		('14-15)	111088	114021 Titanium	<b>BEARING</b> 110917
-Forged Piston			('14-16)			('14-16)		('14-16) 2x
-Fuel Injection			<b>CLIPS</b> 106181			114178	<b>VALVE SEAL</b> 111122	<b>OILSEAL SET</b>
-KTM Engine			('14-16)			('14-16)	('14-16) 2x Intake	
TC 510	PISTON KIT	SIZE	RING SET				VALVE	
2003-2005	-	97.00	-				111043	
4-Stroke							('05) 2x Exhaust	
Please Note: Nikasil Piston Size							Titanium	
							111044	
							('05) 2x Intake	
TC 510	PISTON KIT	SIZE	RING SET	CON. ROD KIT		VALVE SHIM ASSORTMENT		
2006-2009	113955	96.95	105951	113063		111089		
4-Stroke	113956	96.96	105951	('06-09)		('06-09)		
Please Note: Nikasil Piston Size	113957	96.97	105951	CRANKPIN		114179		
			<b>PIN</b> 112940	112940		('06-09)		
-Std. Compression 12.9:1			112675	('06-09)				
-Forged Piston			('06-09)					
			<b>CLIPS</b> 106183					
			('06-09)					
TE 510	PISTON KIT	SIZE	RING SET	CON. ROD KIT		VALVE SHIM ASSORTMENT		
2008-2010	113958	96.95	105894	113063		111089		
4-Stroke	113959	96.96	105894	('08-10)		('08-10)		
Please Note: Nikasil Piston Size	113960	96.97	105894	CRANKPIN		114179		
			<b>PIN</b> 112654	112940		('08-10)		
-Std. Compression 12.9:1			112654	('08-10)				
-Forged Piston			('08-10)					
			<b>CLIPS</b> 106183					
			('08-10)					
TXC 510	PISTON KIT	SIZE	RING SET	CON. ROD KIT		VALVE SHIM ASSORTMENT		
2008-2010	113955	96.95	105951	113063		111089		
4-Stroke	113956	96.96	105951	('08-10)		('08-10)		
Please Note: Nikasil Piston Size	113957	96.97	105951	CRANKPIN		114179		
			<b>PIN</b> 112940	112940		('08-10)		
-Std. Compression 12.9:1			112675	('08-10)				
-Forged Piston			('08-10)					
			<b>CLIPS</b> 106183					
			('08-10)					



## PISTONS, CONNECTING RODS, SEALS

DIRT BIKE	PISTON KIT	SIZE	PISTON PARTS	CONNECTING ROD PARTS	GASKETS	VALVE TRAIN PARTS I	VALVE TRAIN PARTS II	CRANKSHAFT PARTS
<b>HUSQVARNA CONTINUED</b>								
SMR 510 2008-2010 4-Stroke Please Note: Nikasil Piston Size  -Std. Compression 12.9:1 -Forged Piston	<b>PISTON KIT</b> 113958 113959 113960	<b>SIZE</b> 96.95 96.96 96.97	<b>RING SET</b> 105894 105894 105894  <b>PIN</b> 112654  <b>CLIPS</b> 106183 (*08-10)	<b>CON. ROD KIT</b> 113063 (*08-10)  <b>CRANKPIN</b> 112940 (*08-10)		<b>VALVE SHIM ASSORTMENT</b> 111089 (*08-10) 114179 (*08-10)		
TE 511 2011-2013 TXC 511 2011-2013 SMR 511 2011 4-Stroke Please Note: Nikasil Piston Size  -Std. Compression 12.0:1 -Forged Piston -Fuel Injection	<b>PISTON KIT</b> 113949  113950 113951	<b>SIZE</b> 100.94  100.95 100.96	<b>RING SET</b> 114001  114001 114001  <b>PIN</b> 112654 (*11-13)  <b>CLIPS</b> 106183 (*11-13)					
TC / TE 570 2001-2002 4-Stroke Please Note: Nikasil Piston Size  -Std. Compression 10.0:1 -High Compression 11.0:1 -Forged Piston	<b>PISTON KIT</b> 109492 109493 109494  <b>HIGH COMPRESSION</b> 109495 109496	<b>SIZE</b> 97.94 97.95 97.96  97.94 97.95	<b>RING SET</b> 105954 105954 105954  105954  <b>PIN</b> 112677 (*01-02)  <b>CLIPS</b> 113982 (*01-02)					
TC / TE 610 1999-2003 4-Stroke Please Note: Nikasil Piston Size  -Std. Compression 10.0:1 -High Compression 11.0:1 -Forged Piston	<b>PISTON KIT</b> 109492 109493 109494  <b>HIGH COMPRESSION</b> 109495 109496	<b>SIZE</b> 97.94 97.95 97.96  97.94 97.95	<b>RING SET</b> 105954 105954 105954  105954  <b>PIN</b> 112677 (*99-03)  <b>CLIPS</b> 113982 (*99-03)					

- accessories
- body
- handlebar & grips
- cables & levers
- exhaust
- engine
- fuel & intake
- electrical & ignition
- clutch
- drive
- bearings
- brakes
- steering & suspension
- tires
- tools & shop

# ENGINE



## PISTONS, CONNECTING RODS, SEALS

DIRT BIKE	PISTON KIT	SIZE	PISTON PARTS	CONNECTING ROD PARTS	GASKETS	VALVE TRAIN PARTS I	VALVE TRAIN PARTS II	CRANKSHAFT PARTS
<b>KAWASAKI</b>								
KX 60	<b>PISTON KIT</b>	<b>SIZE</b>	<b>RING SET</b>	<b>CON. ROD KIT</b>	<b>COMPLETE</b>			<b>CRANKBEARING &amp; SEAL KIT</b>
1988-2004	108998	42.95	105914	112696	107570			114553
2-Stroke	108999	42.96	105914	('85-04)	('85-04)			('88-04)
Please Note: Nikasil Piston Size			<b>PIN</b>	<b>S/E BEARING</b>	<b>TOP-END</b>			<b>BEARING</b>
			110292	106810	111096			110755
			('88-04)	('85-04)	('85-04)			('85-04) 2x
			<b>CLIPS</b>	<b>B/E BEARING</b>				<b>OILSEAL SET</b>
			110319	110668				107988
			('88-04)	('85-04)				('85-04)
				<b>CRANKPIN</b>				
				106199				
				('85-04)				
KX 65	<b>PISTON KIT</b>	<b>SIZE</b>	<b>RING SET</b>	<b>CON. ROD KIT</b>	<b>COMPLETE</b>			<b>CRANKBEARING &amp; SEAL KIT</b>
2000-2016	108994	44.45	105913	112696	107568			114553
2-Stroke	108995	44.46	105913	('00-16)	('00-05)			('00-16)
Please Note: Nikasil Piston Size	108996	44.47	105913		107569			
	108997	44.48	105913	<b>S/E BEARING</b>	('06-15)			<b>BEARING</b>
			<b>PIN</b>	106810	<b>TOP-END</b>			110755
			110292	('00-16)	107757			('00-16) 2x
			('00-16)	<b>B/E BEARING</b>				<b>OILSEAL SET</b>
			<b>CLIPS</b>	110668				107988
			110319	('00-16)				('00-16)
			('00-16)	<b>CRANKPIN</b>				
				106199				
				('00-16)				
KDX 80	<b>PISTON KIT</b>	<b>SIZE</b>	<b>RING SET</b>					
1982-1988	-	-	-					
2-Stroke								
KX 80 (79cc)	<b>PISTON KIT</b>	<b>SIZE</b>	<b>RING SET</b>	<b>CON. ROD KIT</b>	<b>COMPLETE</b>			<b>CRANKBEARING &amp; SEAL KIT</b>
1981-1985 + 1991	109173	46.95	105916	106075	107571			114553
2-Stroke	109174	46.97	105916	('82-97)	('91-97)			('85-00)
Please Note: Nikasil Piston Size			<b>PIN</b>	<b>S/E BEARING</b>	<b>TOP-END</b>			
			110297	106811	107758			<b>BEARING</b>
			('81-00)	('82-00)	('90)			('82-00)
			<b>CLIPS</b>	<b>B/E BEARING</b>				<b>OILSEAL SET</b>
			110321	110670	107760			107988
			('81-00)	('82-97)	('98-00)			('85-00)
				110671				
				('98-00)				
				<b>CRANKPIN</b>				
				106201				
				('82-00)				





## PISTONS, CONNECTING RODS, SEALS

DIRT BIKE	PISTON KIT	SIZE	PISTON PARTS	CONNECTING ROD PARTS	GASKETS	VALVE TRAIN PARTS I	VALVE TRAIN PARTS II	CRANKSHAFT PARTS
<b>KAWASAKI CONTINUED</b>								
KX 80 (82cc)	<b>PISTON KIT</b>	<b>SIZE</b>	<b>RING SET</b>	<b>CON. ROD KIT</b>	<b>TOP-END</b>			<b>CRANKBEARING &amp; SEAL KIT</b>
1986-1989 2-Stroke Please Note: Nikasil Piston Size	-	48.00	-	106075 (’82-97)	107758 (’90)			114553 (’85-00)
			<b>PIN</b> 110297 (’81-00)	<b>S/E BEARING</b> 106811 (’82-00)				<b>BEARING</b> 110755 (’82-00)
			<b>CLIPS</b> 110321 (’81-00)	<b>B/E BEARING</b> 110670 (’82-97)				<b>OILSEAL SET</b> 107988 (’85-00)
				<b>CRANKPIN</b> 106201 (’82-00)				
KX 80 (82cc)	<b>PISTON KIT</b>	<b>SIZE</b>	<b>RING SET</b>	<b>CON. ROD KIT</b>	<b>COMPLETE</b>			<b>CRANKBEARING &amp; SEAL KIT</b>
1990-2000 2-Stroke Please Note: Nikasil Piston Size	109176 109177 109178 109179	47.94 47.95 47.96 47.97	105915 105915 105915 105915	106075 (’82-97) 106076 (’98-00)	107571 (’91-97) 107572 (’98-00)			114553 (’85-00)
			<b>PIN</b> 110297 (’81-00)	<b>S/E BEARING</b> 106811 (’82-00)	<b>TOP-END</b> 107758 (’90) 107759 (’91-97)			<b>BEARING</b> 110755 (’82-00)
			<b>CLIPS</b> 110321 (’81-00)	<b>B/E BEARING</b> 110670 (’82-97) 110671 (’98-00)	107760 (’98-00)			<b>OILSEAL SET</b> 107988 (’85-00)
				<b>CRANKPIN</b> 106201 (’82-00)				
KX 85	<b>PISTON KIT</b>	<b>SIZE</b>	<b>RING SET</b>	<b>CON. ROD KIT</b>	<b>COMPLETE</b>			<b>CRANKBEARING &amp; SEAL KIT</b>
2001-2013 2-Stroke Please Note: Nikasil Piston Size	109184 109185 109186	48.45 48.46 48.47	105917 105917 105917	106076 (’01-16)	107573 (’01-06) 107574 (’07-13)			114553 (’01-16)
			<b>PIN</b> 110297 (’01-13)	<b>S/E BEARING</b> 106811 (’01-16)	<b>TOP-END</b> 107761 (’01-13)			<b>BEARING</b> 110755 (’01-16) 2x
			<b>CLIPS</b> 110321 (’01-16)	<b>B/E BEARING</b> 110671 (’01-16)				<b>OILSEAL SET</b> 107988 (’01-16)
				<b>CRANKPIN</b> 106201 (’01-16)				
KX 85	<b>PISTON KIT</b>	<b>SIZE</b>	<b>RING SET</b>	<b>CON. ROD KIT</b>				<b>CRANKBEARING &amp; SEAL KIT</b>
2014-2016 2-Stroke Please Note: Nikasil Piston Size	113401 113402 113403	48.45 48.46 48.47	112678 112678 112678	106076 (’01-16)				114553 (’01-16)
			<b>CLIPS</b> 110321 (’01-16)	<b>S/E BEARING</b> 106811 (’01-16)				<b>BEARING</b> 110755 (’01-16) 2x
				<b>B/E BEARING</b> 110671 (’01-16)				<b>OILSEAL SET</b> 107988 (’01-16)
				<b>CRANKPIN</b> 106201 (’01-16)				

- accessories
- body
- handlebar & grips
- cables & levers
- exhaust
- engine
- fuel & intake
- electrical & ignition
- clutch
- drive
- bearings
- brakes
- steering & suspension
- tires
- tools & shop

# ENGINE



## PISTONS, CONNECTING RODS, SEALS

- accessories
- body
- handlebar & grips
- cables & levers
- exhaust
- engine
- fuel & intake
- electrical & ignition
- clutch
- drive
- bearings
- brakes
- steering & suspension
- tires
- tools & shop

DIRT BIKE	PISTON KIT	SIZE	PISTON PARTS	CONNECTING ROD PARTS	GASKETS	VALVE TRAIN PARTS I	VALVE TRAIN PARTS II	CRANKSHAFT PARTS
<b>KAWASAKI CONTINUED</b>								
KX 100	PISTON KIT	SIZE	RING SET	CON. ROD KIT	TOP-END			CRANKBEARING & SEAL KIT
1998-2016 2-Stroke Please Note: Nikasil Piston Size	-	52.50	-	106076 (‘98-16)	107762 (‘98-13)			114553 (‘98-16)
				<b>S/E BEARING</b> 106811 (‘98-16)				<b>BEARING</b> 110755 (‘98-16) 2x
				<b>B/E BEARING</b> 110671 (‘98-16)				<b>OILSEAL SET</b> 107988 (‘98-16)
				<b>CRANKPIN</b> 106201 (‘98-16)				
KX 125	PISTON KIT	SIZE	RING SET	CON. ROD KIT				CRANKBEARING & SEAL KIT
1982-1986 2-Stroke Please Note: Nikasil Piston Size	-	56.00	-	106077 (‘78-87)				<b>BEARING</b> 110758 (‘80-87) Left 110755 (‘82-84) Right 110772 (‘85-87) Right
			<b>PIN</b> 110306 (‘82-91)	<b>S/E BEARING</b> 106812 (‘82-93)				<b>OILSEAL SET</b> 107987 (‘82-84) 107990 (‘85-87)
			<b>CLIPS</b> 106174 (‘82-87)	<b>B/E BEARING</b> 110672 (‘78-87)				
				<b>CRANKPIN</b> 106203 (‘82-02)				
KX 125	PISTON KIT	SIZE	RING SET	CON. ROD KIT				CRANKBEARING & SEAL KIT
1987 2-Stroke Please Note: Nikasil Piston Size	-	56.00	-	106077 (‘78-87)				<b>BEARING</b> 110758 (‘80-87) Left 110772 (‘85-87) Right
			<b>PIN</b> 110306 (‘82-91)	<b>S/E BEARING</b> 106812 (‘82-93)				<b>OILSEAL SET</b> 107990 (‘85-87)
			<b>CLIPS</b> 106174 (‘82-87)	<b>B/E BEARING</b> 110672 (‘78-87)				
				<b>CRANKPIN</b> 106203 (‘82-02)				
KX 125	PISTON KIT	SIZE	RING SET	CON. ROD KIT	TOP-END			CRANKBEARING & SEAL KIT
1988-1989 2-Stroke Please Note: Nikasil Piston Size	-	56.00	-	106082 (‘88-91)	107763 (‘89)			114554 (‘88-08)
			<b>PIN</b> 110306 (‘82-91)	<b>S/E BEARING</b> 106812 (‘82-93)				<b>BEARING</b> 110773 (‘88-08) 2x
			<b>CLIPS</b> 110325 (‘88-93)	<b>B/E BEARING</b> 106830 (‘88-91)				<b>OILSEAL SET</b> 107991 (‘88-08)
				<b>CRANKPIN</b> 106203 (‘82-02)				



## PISTONS, CONNECTING RODS, SEALS

DIRT BIKE	PISTON KIT	SIZE	PISTON PARTS	CONNECTING ROD PARTS	GASKETS	VALVE TRAIN PARTS I	VALVE TRAIN PARTS II	CRANKSHAFT PARTS
<b>KAWASAKI CONTINUED</b>								
KX 125	PISTON KIT	SIZE	RING SET	CON. ROD KIT	TOP-END			CRANKBEARING & SEAL KIT
1990 2-Stroke Please Note: Nikasil Piston Size	-	56.00	-	106082 (‘88-91)	107764 (‘90-91)			114554 (‘88-08)
			<b>PIN</b> 110306 (‘82-91)	<b>S/E BEARING</b> 106812 (‘82-93)				<b>BEARING</b> 110773 (‘88-08) 2x
			<b>CLIPS</b> 110325 (‘88-93)	<b>B/E BEARING</b> 106830 (‘88-91)				<b>OILSEAL SET</b> 107991 (‘88-08)
				<b>CRANKPIN</b> 106203 (‘82-02)				
KX 125	PISTON KIT	SIZE	RING SET	CON. ROD KIT	TOP-END			CRANKBEARING & SEAL KIT
1991 2-Stroke Please Note: Nikasil Piston Size	-	56.00	-	106082 (‘88-91)	107764 (‘90-91)			114554 (‘88-08)
			<b>PIN</b> 110306 (‘82-91)	<b>S/E BEARING</b> 106812 (‘82-93)				<b>BEARING</b> 110773 (‘88-08) 2x
			<b>CLIPS</b> 110325 (‘88-93)	<b>B/E BEARING</b> 106830 (‘88-91)				<b>OILSEAL SET</b> 107991 (‘88-08)
				<b>CRANKPIN</b> 106203 (‘82-02)				
KX 125	PISTON KIT	SIZE	RING SET	CON. ROD KIT	TOP-END			CRANKBEARING & SEAL KIT
1992-1993 2-Stroke Please Note: Nikasil Piston Size	109202 109203 109204	53.95 53.96 53.97	105919 105919 105919	106077 (‘92-93)	107765 (‘92-94)			114554 (‘88-08)
			<b>PIN</b> 110304 (‘92-93)	<b>S/E BEARING</b> 106812 (‘82-93)				<b>BEARING</b> 110773 (‘88-08) 2x
			<b>CLIPS</b> 110325 (‘88-93)	<b>B/E BEARING</b> 110672 (‘92-08)				<b>OILSEAL SET</b> 107991 (‘88-08)
				<b>CRANKPIN</b> 106203 (‘82-02)				
KX 125	PISTON KIT	SIZE	RING SET	CON. ROD KIT	TOP-END			CRANKBEARING & SEAL KIT
1994 2-Stroke Please Note: Nikasil Piston Size	109205 109206 109207	53.95 53.96 53.97	105919 105919 105919	106078 (‘94-97)	107765 (‘92-94)			114554 (‘88-08)
			<b>PIN</b> 112679 (‘94-08)	<b>S/E BEARING</b> 106813 (‘94-08)				<b>BEARING</b> 110773 (‘88-08) 2x
			<b>CLIPS</b> 106173 (‘94-08)	<b>B/E BEARING</b> 110672 (‘92-08)				<b>OILSEAL SET</b> 107991 (‘88-08)
				<b>CRANKPIN</b> 106203 (‘82-02)				

- accessories
- body
- handlebar & grips
- cables & levers
- exhaust
- engine
- fuel & intake
- electrical & ignition
- clutch
- drive
- bearings
- brakes
- steering & suspension
- tires
- tools & shop

# ENGINE



## PISTONS, CONNECTING RODS, SEALS

DIRT BIKE	PISTON KIT	SIZE	PISTON PARTS	CONNECTING ROD PARTS	GASKETS	VALVE TRAIN PARTS I	VALVE TRAIN PARTS II	CRANKSHAFT PARTS
<b>KAWASAKI CONTINUED</b>								
KX 125	<b>PISTON KIT</b>	<b>SIZE</b>	<b>RING SET</b>	<b>CON. ROD KIT</b>	<b>COMPLETE</b>			<b>CRANKBEARING &amp; SEAL KIT</b>
1995-1997	109208	53.95	113454	106078	107575			114554
2-Stroke	113404	53.96	113454	('94-97)	('95-97)			('88-08)
Please Note:	113405	53.97	113454					
Nikasil Piston Size	113406	53.98	113454	<b>S/E BEARING</b>	<b>TOP-END</b>			<b>BEARING</b>
- Forged Piston			<b>CLIPS</b>	106813	107766			110773
			106173	<b>B/E BEARING</b>				('88-08) 2x
			('94-08)	110672				<b>OILSEAL SET</b>
				('92-08)				107991
				<b>CRANKPIN</b>				('88-08)
				106203				
				('82-02)				
KX 125	<b>PISTON KIT</b>	<b>SIZE</b>	<b>RING SET</b>	<b>CON. ROD KIT</b>	<b>COMPLETE</b>			<b>CRANKBEARING &amp; SEAL KIT</b>
1998-2000	109213	53.96	105920	106079	107576			114554
2-Stroke		53.97	105920	('98-02)	('98-00)			('88-08)
Please Note:	109215	53.98	105920					
Nikasil Piston Size	109216	53.99	105920	<b>S/E BEARING</b>	<b>TOP-END</b>			<b>BEARING</b>
			<b>PIN</b>	106813	107767			110773
			112679	<b>B/E BEARING</b>				('88-08) 2x
			('94-08)	110672				<b>OILSEAL SET</b>
			<b>CLIPS</b>	('92-08)				107991
			106173	<b>CRANKPIN</b>				('88-08)
			('94-08)	106203				
				('82-02)				
KX 125	<b>PISTON KIT</b>	<b>SIZE</b>	<b>RING SET</b>	<b>CON. ROD KIT</b>	<b>COMPLETE</b>			<b>CRANKBEARING &amp; SEAL KIT</b>
2001-2002	109218	53.96	105920	106079	107577			114554
2-Stroke	109219	53.97	105920	('98-02)	('01-02)			('88-08)
Please Note:	109220	53.98	105920					
Nikasil Piston Size			<b>PIN</b>	106813	107767			<b>BEARING</b>
			112679	<b>B/E BEARING</b>				110773
			('94-08)	110672				('88-08) 2x
			<b>CLIPS</b>	('92-08)				<b>OILSEAL SET</b>
			106173	<b>CRANKPIN</b>				107991
			('94-08)	106203				('88-08)
				('82-02)				
KX 125	<b>PISTON KIT</b>	<b>SIZE</b>	<b>RING SET</b>	<b>CON. ROD KIT</b>	<b>COMPLETE</b>			<b>CRANKBEARING &amp; SEAL KIT</b>
2003-2008	109223	53.95	105920	106080	107578			114554
2-Stroke	109224	53.96	105920	('03-08)	('03-08)			('88-08)
Please Note:	109225	53.97	105920					
Nikasil Piston Size			<b>PIN</b>	106813	107768			<b>BEARING</b>
			112679	<b>B/E BEARING</b>				110773
			('94-08)	110672				('88-08) 2x
			<b>CLIPS</b>	('92-08)				<b>OILSEAL SET</b>
			106173	<b>CRANKPIN</b>				107991
			('94-08)	106203				('88-08)
				('82-02)				
KDX 125	<b>PISTON KIT</b>	<b>SIZE</b>	<b>RING SET</b>	<b>CON. ROD KIT</b>				
2-Stroke	-	-	-	106082				



## PISTONS, CONNECTING RODS, SEALS

DIRT BIKE	PISTON KIT	SIZE	PISTON PARTS	CONNECTING ROD PARTS	GASKETS	VALVE TRAIN PARTS I	VALVE TRAIN PARTS II	CRANKSHAFT PARTS
<b>KAWASAKI CONTINUED</b>								
KMX 125 2-Stroke Please Note: Nikasil Piston Size  - Forged Piston	<b>PISTON KIT</b> 109226 01.4251.C 01.4251.D	<b>SIZE</b> 53.94 53.95 53.56	<b>RING SET</b> 113461 113461 113461  <b>PIN</b> 110306  <b>CLIPS</b> 106174	<b>CON. ROD KIT</b> 106081  <b>S/E BEARING</b> 106812  <b>B/E BEARING</b> 106830  CRANKPIN 106204				
KDX 200 1986-2006 2-Stroke Please Note: Nikasil Piston Size  109231-34 is Cast Piston	<b>PISTON KIT</b> 109231 109232 109233 109234    <b>PISTON KIT</b> 114328 114329 114330 114331	<b>SIZE</b> 65.94 65.95 65.96 65.97    <b>SIZE</b> 66.50 67.00 67.50 68.00	<b>RING SET</b> 105922 105922 105922 105922  <b>PIN</b>  106146 (‘86-06)  <b>CLIPS</b> 110325 (‘86-06)  <b>RING SET</b>	<b>CON. ROD KIT</b> 106077 (‘86-87) 106082 (‘88-06)  <b>S/E BEARING</b>  106812 (‘88-06)  <b>B/E BEARING</b> 106830 (‘88-06)  <b>CRANKPIN</b> 106203 (‘88-06)	<b>COMPLETE</b> 107579 (‘95-06)  <b>TOP-END</b> 107769 (‘95-06)			<b>CRANKBEARING &amp; SEAL KIT</b>   <b>BEARING</b> 110759 (‘83-06) 2x  <b>OILSEAL SET</b> 107992 (‘90-91) 107993 (‘92-06)
KDX 220 R 1998-2005 2-Stroke	<b>PISTON KIT</b> -	<b>SIZE</b> 69.00	<b>RING SET</b> -	<b>CON. ROD KIT</b> 106082 (‘98-05)  <b>S/E BEARING</b> 106812 (‘98-05)  <b>B/E BEARING</b> 106830 (‘98-05)  <b>CRANKPIN</b> 106203 (‘98-05)	<b>COMPLETE</b> 113050 (‘98-05)  <b>TOP-END</b> 113056 (‘98-05)			<b>CRANKBEARING &amp; SEAL KIT</b>   <b>BEARING</b> 110759 (‘98-05) 2x  <b>OILSEAL SET</b> 107993 (‘98-05)
KDX 250 E 1992-1995 2-Stroke Please Note: Nikasil Piston Size	<b>PISTON KIT</b> 109240 109241 109242	<b>SIZE</b> 67.35 67.36 67.37	<b>RING SET</b> 105923 105923 105923  <b>CLIPS</b>  (‘92-95)	<b>CON. ROD KIT</b> 106083 (‘91-94)  <b>S/E BEARING</b> 106814 (‘91-94)  <b>B/E BEARING</b> 110676 (‘91-94)  CRANKPIN 110333 (‘91-94)				

- accessories
- body
- handlebar & grips
- cables & levers
- exhaust
- engine**
- fuel & intake
- electrical & ignition
- clutch
- drive
- bearings
- brakes
- steering & suspension
- tires
- tools & shop

# ENGINE



## PISTONS, CONNECTING RODS, SEALS

DIRT BIKE	PISTON KIT	SIZE	PISTON PARTS	CONNECTING ROD PARTS	GASKETS	VALVE TRAIN PARTS I	VALVE TRAIN PARTS II	CRANKSHAFT PARTS
<b>KAWASAKI CONTINUED</b>								
KX 250	<b>PISTON KIT</b>	<b>SIZE</b>	<b>RING SET</b>	<b>CON. ROD KIT</b>	<b>TOP-END</b>			<b>CRANKBEARING &amp; SEAL KIT</b>
1987-1989 2-Stroke Please Note: Nikasil Piston Size	-	67.40	-	106083 (‘78-08)	107770 (‘88-91)			114555 (‘87-01)
			<b>CLIPS</b> 106176 (‘87-91)	<b>S/E BEARING</b> 106814 (‘78-08)				<b>BEARING</b> 110775 (‘87-01) 2x
				<b>B/E BEARING</b> 110676 (‘78-08)				<b>OILSEAL SET</b> 107994 (‘80-08)
				<b>CRANKPIN</b> 110333 (‘78-08)				
KX 250	<b>PISTON KIT</b>	<b>SIZE</b>	<b>RING SET</b>	<b>CON. ROD KIT</b>	<b>TOP-END</b>			<b>CRANKBEARING &amp; SEAL KIT</b>
1990-1991 2-Stroke Please Note: Nikasil Piston Size	109240 109241 109242	67.35 67.36 67.37	105923 105923 105923	106083 (‘78-08)	107770 (‘88-91)			114555 (‘87-01)
			<b>CLIPS</b> 106176 (‘87-91)	<b>S/E BEARING</b> 106814 (‘78-08)				<b>BEARING</b> 110775 (‘87-01) 2x
				<b>B/E BEARING</b> 110676 (‘78-08)				<b>OILSEAL SET</b> 107994 (‘80-08)
				<b>CRANKPIN</b> 110333 (‘78-08)				
KX 250	<b>PISTON KIT</b>	<b>SIZE</b>	<b>RING SET</b>	<b>CON. ROD KIT</b>	<b>COMPLETE</b>			<b>CRANKBEARING &amp; SEAL KIT</b>
1992-2004 2-Stroke Please Note: Nikasil Piston Size	109243 109244 109245	66.35 66.36 66.37	105925 105925 105925	106083 (‘78-08)	107580 (‘93-03) 107581 (‘04)			114555 (‘87-01)
			<b>CLIPS</b> 106814	<b>S/E BEARING</b> 106814				
				<b>B/E BEARING</b> 110676 (‘78-08)				
				<b>CRANKPIN</b> 110333 (‘78-08)				
KX 250	<b>PISTON KIT</b>	<b>SIZE</b>	<b>RING SET</b>	<b>CON. ROD KIT</b>	<b>COMPLETE</b>			<b>CRANKBEARING &amp; SEAL KIT</b>
2005-2008 2-Stroke Please Note: Nikasil Piston Size	109260 109261 109262 & 109247	66.35 66.36 66.37 67.50	105926 105926 105926	106083 (‘78-08)	107582 (‘05-08)			
			<b>CLIPS</b> 106177 (‘92-08)	<b>S/E BEARING</b> 106814 (‘78-08)	<b>TOP-END</b> 107774 (‘05-08)			<b>BEARING</b> 110914 (‘03-08) 2x
				<b>B/E BEARING</b> 110676 (‘78-08)				<b>OILSEAL SET</b> 107994 (‘80-08)
				<b>CRANKPIN</b> 110333 (‘78-08)				



## PISTONS, CONNECTING RODS, SEALS

DIRT BIKE	PISTON KIT	SIZE	PISTON PARTS	CONNECTING ROD PARTS	GASKETS	VALVE TRAIN PARTS I	VALVE TRAIN PARTS II	CRANKSHAFT PARTS
<b>KAWASAKI CONTINUED</b>								
KX 250 F 2004-2005 4-Stroke	<b>PISTON KIT</b> 109264 113866  113867	<b>SIZE</b> 76.96 76.97  76.98	<b>RING SET</b> 105927 105927  105927  <b>PIN</b>  106143  ( <sup>04-09</sup> )  <b>CLIPS</b> 110325 ( <sup>04-16</sup> )	<b>CON. ROD KIT</b> 106084 ( <sup>04-09</sup> )  <b>B/E BEARING</b>  110681 ( <sup>04-09</sup> )  <b>CRANKPIN</b>  106220 ( <sup>04-09</sup> )	<b>COMPLETE</b> 107583 ( <sup>04-05</sup> )  <b>TOP-END</b>  107775 ( <sup>04-08</sup> )  <b>CRANKPIN</b>  107776 ( <sup>09-16</sup> )	<b>CAM CHAIN</b> 107377 ( <sup>04-16</sup> )  <b>VALVE SHIM</b>  <b>ASSORTMENT</b>  111087 ( <sup>04-16</sup> ) 114177 ( <sup>04-16</sup> )	<b>VALVE</b> 111000 ( <sup>04-16</sup> ) 2x Exhaust Titanium 111001  ( <sup>04-08</sup> ) 2x Intake Titanium  <b>OVERSIZE VALVE</b> + 1.00 MM. 110999 ( <sup>04-08</sup> ) Intake  <b>TI-STEEL CONVERSION KIT</b> 114024 ( <sup>04-16</sup> ) Exhaust 114029 ( <sup>04-06</sup> ) Intake  <b>VALVE SEAL</b> 111117 ( <sup>04-16</sup> ) 4x	<b>CRANKSHAFT</b> 106260 ( <sup>04-08</sup> )  <b>CRANKBEARING &amp; SEAL KIT</b>  114556 ( <sup>04-16</sup> )  <b>BEARING</b> 110728 ( <sup>04-16</sup> ) 2x  <b>CRANKSEAL</b> 111268 ( <sup>04-16</sup> ) Right
KX 250 F 2006-2009 4-Stroke	<b>PISTON KIT</b> 113868 113869  109270 & 109267	<b>SIZE</b> 76.96 76.97  76.98  79.00	<b>RING SET</b> 105928 105928  105928  <b>PIN</b>  106143  ( <sup>04-09</sup> )  <b>CLIPS</b> 110325 ( <sup>04-16</sup> )	<b>CON. ROD KIT</b> 106084 ( <sup>04-09</sup> )  <b>B/E BEARING</b>  110681 ( <sup>04-09</sup> )  <b>CRANKPIN</b>  106220 ( <sup>04-09</sup> )	<b>COMPLETE</b> 107584 ( <sup>06-08</sup> )  107585 ( <sup>09-14</sup> )  <b>TOP-END</b>  107775 ( <sup>04-08</sup> )  107776 ( <sup>09-16</sup> )	<b>CAM CHAIN</b> 107377 ( <sup>04-16</sup> )  <b>VALVE SHIM</b>  <b>ASSORTMENT</b>  111087 ( <sup>04-16</sup> ) 114177 ( <sup>04-16</sup> )	<b>VALVE</b> 111000 ( <sup>04-16</sup> ) 2x Exhaust Titanium 111001  ( <sup>04-08</sup> ) 2x Intake Titanium 111028 ( <sup>09-16</sup> ) 2x Intake Titanium  <b>OVERSIZE VALVE</b> + 1.00 MM. 110999 ( <sup>04-08</sup> ) Intake  <b>TI-STEEL CONVERSION KIT</b> 114024 ( <sup>04-16</sup> ) Exhaust 114029 ( <sup>04-06</sup> ) Intake 114030 ( <sup>07-08</sup> ) Intake 114031 ( <sup>09-10</sup> ) Intake  <b>VALVE SEAL</b> 111117 ( <sup>04-16</sup> ) 4x	<b>CRANKSHAFT</b> 106260 ( <sup>04-08</sup> )  <b>CRANKBEARING &amp; SEAL KIT</b>  114556 ( <sup>04-16</sup> )  <b>BEARING</b> 110728 ( <sup>04-16</sup> ) 2x  <b>CRANKSEAL</b> 111268 ( <sup>04-16</sup> ) Right
Please Note: Nikasil Piston Size  -Std. Compression 12.6:1 -Forged Piston								
Please Note: Nikasil Piston Size  Replating or Cylinder Slewing  Required for Over-sizes  -Std. Compression 13.5:1 -Forged Piston								

- accessories
- body
- handlebar & grips
- cables & levers
- exhaust
- engine
- fuel & intake
- electrical & ignition
- clutch
- drive
- bearings
- brakes
- steering & suspension
- tires
- tools & shop

# ENGINE



## PISTONS, CONNECTING RODS, SEALS

DIRT BIKE	PISTON KIT	SIZE	PISTON PARTS	CONNECTING ROD PARTS	GASKETS	VALVE TRAIN PARTS I	VALVE TRAIN PARTS II	CRANKSHAFT PARTS
<b>KAWASAKI CONTINUED</b>								
KX 250 F	<b>PISTON KIT</b>	<b>SIZE</b>	<b>RING SET</b>	<b>CON. ROD KIT</b>	<b>COMPLETE</b>	<b>CAM CHAIN</b>	<b>VALVE</b>	<b>CRANKBEARING &amp; SEAL KIT</b>
2010 4-Stroke	109271 109272	76.96 76.97	105907 105907	106085 (*10-11)	107585 (*09-16)	107377 (*04-16)	111000 (*04-16) 2x Exhaust Titanium 111028 (*09-16) 2x Intake Titanium <b>OVERSIZE VALVE</b> + 1.00 MM. 110999 (*04-10) Intake <b>TI-STEEL CONVERSION KIT</b> 114024 (*04-16) Exhaust 114031 (*09-10) Intake <b>VALVE SEAL</b> 111117 (*04-16) 4x	114556  (*04-16)  <b>BEARING</b>  110728  (*04-16) 2x  <b>CRANKSEAL</b> 111268 (*04-16) Right
Please Note: Nikasil Piston Size	109273	76.98	105907	<b>CRANKPIN</b> 112939	<b>TOP-END</b> 107776	<b>VALVE SHIM ASSORTMENT</b>		
-Std. Compression 13.2:1 -Forged Piston			112672  (*10-14)  <b>CLIPS</b> 110325 (*04-16)	(*10-16)	(*09-16)	111087  (*04-16) 114177 (*04-16)		
KX 250 F	<b>PISTON KIT</b>	<b>SIZE</b>	<b>RING SET</b>	<b>CON. ROD KIT</b>	<b>COMPLETE</b>	<b>CAM CHAIN</b>	<b>VALVE</b>	<b>CRANKBEARING &amp; SEAL KIT</b>
2011-2014 4-Stroke	114332 114333	76.96 76.97	105907 105907	106085 (*10-11)	107585 (*09-16)	107377 (*04-16)	111000 (*04-16) 2x Exhaust Titanium 111028 (*09-16) 2x Intake Titanium <b>TI-STEEL CONVERSION KIT</b> 114024 (*04-16) Exhaust 114032 (*11-16) Intake <b>VALVE SEAL</b> 111117 (*04-16) 4x	114556  (*04-16)  <b>BEARING</b>  110728  (*04-16) 2x  <b>CRANKSEAL</b> 111268 (*04-16) Right
Please Note: Nikasil Piston Size	114334	76.98	105907	113544 (*12-16)	<b>TOP-END</b> 107776	<b>VALVE SHIM ASSORTMENT</b>		
-Std. Compression 13.5:1 -Forged Piston -Fuel Injection			112672  (*10-14)  <b>CLIPS</b> 110325 (*04-16)	<b>B/E BEARING</b>  113630 (*12-16)  <b>CRANKPIN</b> 112939 (*10-16)	(*09-16)	111087  (*04-16) 114177 (*04-16)		
KX 250 F	<b>PISTON KIT</b>	<b>SIZE</b>	<b>RING SET</b>	<b>CON. ROD KIT</b>	<b>TOP-END</b>	<b>CAM CHAIN</b>	<b>VALVE</b>	<b>CRANKBEARING &amp; SEAL KIT</b>
2015-2016 4-Stroke	112633 112634	76.96 76.97	105907 105907	113544 (*12-16)	107776 (*09-16)	107377 (*04-16)	111000 (*04-16) 2x Exhaust Titanium 111028 (*09-16) 2x Intake Titanium <b>TI-STEEL CONVERSION KIT</b> 114024 (*04-16) Exhaust 114032 (*11-16) Intake <b>VALVE SEAL</b> 111117 (*04-16) 4x	114556  (*04-16)  <b>BEARING</b> 110728 (*04-16) 2x <b>CRANKSEAL</b> 111268 (*04-16) Right <b>VALVE SEAL</b> 111117 (*04-16) 4x
Please Note: Nikasil Piston Size	112635	76.98	105907	<b>B/E BEARING</b> 113630	<b>TOP-END</b> 107776	<b>VALVE SHIM ASSORTMENT</b>		
-Std. Compression 13.8:1 -Forged Piston -Fuel Injection			110325  (*04-16)	(*12-16)	(*09-16)	111087  (*04-16) 114177 (*04-16)		
				<b>CRANKPIN</b> 112939 (*10-16)				





## PISTONS, CONNECTING RODS, SEALS

DIRT BIKE	PISTON KIT	SIZE	PISTON PARTS	CONNECTING ROD PARTS	GASKETS	VALVE TRAIN PARTS I	VALVE TRAIN PARTS II	CRANKSHAFT PARTS
<b>KAWASAKI CONTINUED</b>								
KLX 400 R	<b>PISTON KIT</b>	<b>SIZE</b>	<b>RING SET</b>	<b>CON. ROD KIT</b>	<b>COMPLETE</b>	<b>CAM CHAIN</b>	<b>VALVE</b>	<b>CRANKBEARING &amp; SEAL KIT</b>
2003	113862	89.96	105909	106067	107565	107393	110986	
4-Stroke	113863	89.97	105909	('03)	('03)	('03)	('03) 2x Exhaust Steel	
Please Note: Nikasil Piston Size	113864	89.98	105909	<b>B/E BEARING</b>	<b>TOP-END</b>	<b>VALVE SHIM ASSORTMENT</b>	110987	<b>BEARING</b>
-Std. Compression 12.2:1			<b>CLIPS</b>	110688	107754	111089	('03) 2x Intake Steel	110765
-Forged Piston			('03)	('03)	('03)	('03)		('03) 2x
						114179		
						('03)		
KX 450 F	<b>PISTON KIT</b>	<b>SIZE</b>	<b>RING SET</b>	<b>CON. ROD KIT</b>	<b>COMPLETE</b>	<b>CAM CHAIN</b>	<b>VALVE</b>	
2006-2008	109274	95.97	105881	106087	107586	107407	111029	
4-Stroke	109275	95.98	105881	('06-08)	('06-08)	('06-08)	('06-08) 2x Exhaust Titanium	
Please Note: Nikasil Piston Size	109276	95.99	105881	<b>B/E BEARING</b>	<b>TOP-END</b>	<b>VALVE SHIM ASSORTMENT</b>	111030	
-Std. Compression 12.0:1			<b>PIN</b>	110686	107777		('06-08) 2x Intake Titanium	
-Forged Piston			110310	('06-16)	('06-08)	111089		
			('06-08)	<b>CRANKPIN</b>			<b>TI-STEEL CONVERSION SET</b>	
			<b>CLIPS</b>	110344			111062	
			106181	('06-08)			('06-08) Exhaust	
			('06-16)				111082	
							('06-08) Intake	
							<b>VALVE SEAL</b>	
							111118	
							('06-16) 4x	
KX 450 F	<b>PISTON KIT</b>	<b>SIZE</b>	<b>RING SET</b>	<b>CON. ROD KIT</b>	<b>COMPLETE</b>	<b>CAM CHAIN</b>	<b>VALVE</b>	
2009-2012	109279	95.97	105912	106088	107589	107408	111031	
4-Stroke	109280	95.98	105912	('09-16)	('09-15)	('09-16)	('09-15) 2x Exhaust Titanium	
Please Note: Nikasil Piston Size	109281	95.99	105912	<b>B/E BEARING</b>	<b>TOP-END</b>	<b>VALVE SHIM ASSORTMENT</b>	111032	
-Std. Compression 12.5:1			<b>PIN</b>	110686	107780		('09-15) 2x Intake Titanium	
-Forged Piston			112668	('06-16)	('09-15)	111089		
-Fuel Injection			('09-16)	<b>CRANKPIN</b>			<b>TI-STEEL CONVERSION SET</b>	
			<b>CLIPS</b>	106223			111063	
			106181	('09-16)			('09-15) Exhaust	
			('06-16)				111083	
							('09-15) Intake Steel	
							<b>VALVE SEAL</b>	
							111118	
							('06-16) 4x	

- accessories
- body
- handlebar & grips
- cables & levers
- exhaust
- engine
- fuel & intake
- electrical & ignition
- clutch
- drive
- bearings
- brakes
- steering & suspension
- tires
- tools & shop



## PISTONS, CONNECTING RODS, SEALS

- accessories
- body
- handlebar & grips
- cables & levers
- exhaust
- engine
- fuel & intake
- electrical & ignition
- clutch
- drive
- bearings
- brakes
- steering & suspension
- tires
- tools & shop

DIRT BIKE	PISTON KIT	SIZE	PISTON PARTS	CONNECTING ROD PARTS	GASKETS	VALVE TRAIN PARTS I	VALVE TRAIN PARTS II	CRANKSHAFT PARTS
<b>KAWASAKI CONTINUED</b>								
KX 450 F 2013-2014 4-Stroke	<b>PISTON KIT</b> 113873 113874	<b>SIZE</b> 95.97 95.98	<b>RING SET</b> 105912 105912	<b>CON. ROD KIT</b> 106088 ( '09-16)	<b>COMPLETE</b> 107589 ( '09-15)	<b>CAM CHAIN</b> 107408 ( '09-16)	<b>VALVE</b> 111031 ( '09-15) 2x Exhaust Titanium 111032 ( '09-15) 2x Intake Titanium	
Please Note: Nikasil Piston Size	113875	95.99	105912	<b>B/E BEARING</b> 110686	<b>TOP-END</b> 107780	<b>VALVE SHIM ASSORTMENT</b>	111089	
-Std. Compression 12.5:1 -Forged Piston -Fuel Injection			112668 ( '09-16)	( '06-16)	( '09-15)	111089 ( '06-16)	114179 ( '06-16)	<b>TI-STEEL CONVERSION SET</b> 111063 ( '09-15) Exhaust 111083 ( '09-15) Intake Steel  VALVE SEAL 111118 ( '06-16) 4x
KX 450 F 2015 4-Stroke	<b>PISTON KIT</b> 112636 112637	<b>SIZE</b> 95.97 95.98	<b>RING SET</b> 105912 105912	<b>CON. ROD KIT</b> 106088 ( '09-16)	<b>COMPLETE</b> 107589 ( '09-15)	<b>CAM CHAIN</b> 107408 ( '09-16)	<b>VALVE</b> 111031 ( '09-15) 2x Exhaust Titanium 111032 ( '09-15) 2x Intake Titanium	
Please Note: Nikasil Piston Size	112638	95.99	105912	<b>B/E BEARING</b> 110686	<b>TOP-END</b> 107780	<b>VALVE SHIM ASSORTMENT</b>	111089	
-Std. Compression 12.8:1 -Forged Piston -Fuel Injection			112668 ( '09-16)	( '06-16)	( '09-15)	111089 ( '06-16)	114179 ( '06-16)	<b>TI-STEEL CONVERSION SET</b> 111063 ( '09-15) Exhaust 111083 ( '09-15) Intake Steel  VALVE SEAL 111118 ( '06-16) 4x
KX 450 F 2016 4-Stroke	<b>PISTON KIT</b> 113873 113874	<b>SIZE</b> 95.97 95.98	<b>RING SET</b> 105912 105912	<b>CON. ROD KIT</b> 106088 ( '09-16)		<b>CAM CHAIN</b> 107408 ( '09-16)	<b>VALVE SEAL</b> 111118 ( '06-16) 4x	
Please Note: Nikasil Piston Size	113875	95.99	105912	<b>B/E BEARING</b> 110686 ( '06-16)		<b>VALVE SHIM ASSORTMENT</b>	111089	
-Std. Compression 12.8:1 -Forged Piston -Fuel Injection			112668 ( '09-16)	( '06-16)		111089 ( '06-16)	114179 ( '06-16)	
			<b>CLIPS</b> 106181 ( '06-16)	<b>CRANKPIN</b> 106223 ( '09-16)				



## PISTONS, CONNECTING RODS, SEALS

DIRT BIKE	PISTON KIT	SIZE	PISTON PARTS	CONNECTING ROD PARTS	GASKETS	VALVE TRAIN PARTS I	VALVE TRAIN PARTS II	CRANKSHAFT PARTS
<b>KAWASAKI CONTINUED</b>								
KLX 450 R 2008-2015 4-Stroke  Please Note: Nikasil Piston Size  -Std. Compression 12.0:1 -Forged Piston	PISTON KIT 109274 109275  109276	SIZE 95.97 95.98  95.99	RING SET 105881 105881  105881  <b>PIN</b> 110310  <b>CLIPS</b> 106181 (‘08-15)	B/E BEARING 110686 (‘08-15)	COMPLETE 113051 (‘08-15)  <b>TOP-END</b>  107777 (‘08-15)	CAM CHAIN 107407 (‘08-15)  <b>VALVE SHIM</b>  <b>ASSORTMENT</b> 111089  (‘08-15) 114179 (‘08-15)	VALVE SEAL 111118 (‘08-15) 2x Intake 111118 (‘08-15) 2x Exhaust	
KX 500  1988-2004 2-Stroke Please Note: Nikasil Piston Size	PISTON KIT 109277 109278	SIZE 85.94 85.95	RING SET 105929 105929	S/E BEARING 106815 (‘85-04)	COMPLETE 107588 (‘89-04)  <b>TOP-END</b> 107779 (‘89-04)			CRANKBEARING & SEAL KIT 114557 (‘83-04)  <b>BEARING</b> 110762 (‘83-04) 2x  <b>OILSEAL SET</b> 107996 (‘83-04)
<b>KTM</b>								
KTM 50 Adventure 2002-2008 2-Stroke Please Note: Nikasil Piston Size  -Molycoated Skirt	PISTON KIT 109337 109338 109339	SIZE 39.46 39.47 39.48	RING SET 105930 105930 105930  <b>PIN</b> 106131 (‘02-08)  <b>CLIPS</b> 110318 (‘02-08)	S/E BEARING 106823 (‘02-08)	COMPLETE 107590 (‘02-08)  <b>TOP-END</b> 107798 (‘02-08)			<b>BEARING</b> 110713 (‘02-08) 2x
KTM 50 SX 2001-2008 2-Stroke Please Note: Nikasil Piston Size  -Molycoated Skirt	PISTON KIT 109337 109338 109339	SIZE 39.46 39.47 39.48	RING SET 105930 105930 105930  <b>PIN</b> 106131 (‘01-08)  <b>CLIPS</b> 110318 (‘01-08)	S/E BEARING 106823 (‘01-16)	COMPLETE 107590 (‘01-08)  <b>TOP-END</b> 107798 (‘01-08)			<b>BEARING</b> 110713 (‘01-08) 2x  <b>OILSEAL SET</b> 108004 (‘01-08)

- accessories
- body
- handlebar & grips
- cables & levers
- exhaust
- engine
- fuel & intake
- electrical & ignition
- clutch
- drive
- bearings
- brakes
- steering & suspension
- tires
- tools & shop

# ENGINE



## PISTONS, CONNECTING RODS, SEALS

DIRT BIKE	PISTON KIT	SIZE	PISTON PARTS	CONNECTING ROD PARTS	GASKETS	VALVE TRAIN PARTS I	VALVE TRAIN PARTS II	CRANKSHAFT PARTS
<b>KTM CONTINUED</b>								
KTM 50 SX	<b>PISTON KIT</b>	<b>SIZE</b>	<b>RING SET</b>	<b>S/E BEARING</b>	<b>COMPLETE</b>			
2009-2016	113408	39.46	105930	106823	112851			
2-Stroke	113409	39.47	105930	('01-16)	('09-16)			
Please Note:	113410	39.48	105930					
Nikasil Piston Size					<b>TOP-END</b>			
					107799			
					('09-16)			
-Molycoated Skirt	<b>PISTON KIT</b>	<b>SIZE</b>	<b>RING SET</b>	<b>CON. ROD KIT</b>	<b>COMPLETE</b>			<b>CRANKBEARING &amp; SEAL KIT</b>
KTM 60 SX								
1997-1999	109340	43.46	105931	106102	107591			114558
2-Stroke				('97-99)	('97-99)			('97-99)
Please Note:			<b>CLIPS</b>	<b>S/E BEARING</b>	<b>TOP-END</b>			<b>BEARING</b>
Nikasil Piston Size			110318	106790	107800			110755
			('97-99)	('97-99)	('97-99)			('97-99) 2x
				<b>B/E BEARING</b>				<b>OILSEAL SET</b>
				110666				108005
				('97-99)				('97-99)
				<b>CRANKPIN</b>				
				106196				
				('97-99)				
KTM 65 SX	<b>PISTON KIT</b>	<b>SIZE</b>	<b>RING SET</b>	<b>CON. ROD KIT</b>	<b>COMPLETE</b>			<b>CRANKBEARING &amp; SEAL KIT</b>
2000-2008	109342	44.96	105932	106102	107591			114558
2-Stroke	109343	44.97	105932	('00-02)	('00-08)			('00-08)
Please Note:	109344	44.98	105932	106103				<b>BEARING</b>
Nikasil Piston Size				('03-08)	<b>TOP-END</b>			107800
			<b>CLIPS</b>	<b>S/E BEARING</b>	('00-08)			
			110318	106790				<b>OILSEAL SET</b>
			('00-16)	('00-16)				108005
				<b>B/E BEARING</b>				('00-08)
				110666				
				('00-16)				
				<b>CRANKPIN</b>				
				106196				
				('00-02)				
				106195				
				('03-08)				
KTM 65 SX	<b>PISTON KIT</b>	<b>SIZE</b>	<b>RING SET</b>	<b>CON. ROD KIT</b>	<b>COMPLETE</b>			<b>CRANKBEARING &amp; SEAL KIT</b>
2009-2016	109345	44.96	105932	106104	107592			114559
2-Stroke	109346	44.97	105932	('09-16)	('09-16)			('09-16)
Please Note:	109347	44.98	105932					<b>BEARING</b>
Nikasil Piston Size	112639	44.99	105932	<b>S/E BEARING</b>	<b>TOP-END</b>			107801
				106790	('09-16)			
			<b>CLIPS</b>	('00-16)				<b>OILSEAL SET</b>
			110318					108011
			('00-16)	<b>B/E BEARING</b>				('09-16)
				110666				
				('00-16)				
				<b>CRANKPIN</b>				
				110329				
				('09-16)				



## PISTONS, CONNECTING RODS, SEALS

DIRT BIKE	PISTON KIT	SIZE	PISTON PARTS	CONNECTING ROD PARTS	GASKETS	VALVE TRAIN PARTS I	VALVE TRAIN PARTS II	CRANKSHAFT PARTS
<b>KTM CONTINUED</b>								
KTM 85 SX	<b>PISTON KIT</b>	<b>SIZE</b>	<b>RING SET</b>	<b>CON. ROD KIT</b>	<b>COMPLETE</b>			<b>CRANKBEARING &amp; SEAL KIT</b>
2003-2016	109348	46.95	105933	106105	113052			114552
2-Stroke	109349	46.96	105933	('03-12)	('13-16)			('03-16)
Please Note:	109350	46.97	105933	113545				
Nikasil Piston Size	109351	46.98	105933	('13-16)				
-Molycoated Skirt			<b>CLIPS</b>	<b>S/E BEARING</b>	<b>TOP-END</b>			<b>BEARING</b>
			110321	106783	107802			110800
			('03-16)	('03-16)	('03-12)			('03-16) Left
				<b>B/E BEARING</b>	113058			('03-16) Right
				110669	('13-16)			<b>OILSEAL SET</b>
				('03-12)				108012
				112694				('03-16)
				('13-16)				
				<b>CRANKPIN</b>				
				112937				
				('03-12)				
				112695				
				('13-16)				
KTM 105 SX	<b>PISTON KIT</b>	<b>SIZE</b>	<b>RING SET</b>	<b>CON. ROD KIT</b>				<b>CRANKBEARING &amp; SEAL KIT</b>
2004-2011	-	52.00	-	106105				114552
2-Stroke				('04-11)				('04-11)
				<b>S/E BEARING</b>				<b>BEARING</b>
				106783				110800
				('04-11)				('04-11) Left
				<b>B/E BEARING</b>				110753
				110669				('04-11) Right
				('04-11)				<b>OILSEAL SET</b>
				<b>CRANKPIN</b>				108012
				112937				('04-11)
				('04-11)				
KTM 125 SX - EXC	<b>PISTON KIT</b>	<b>SIZE</b>	<b>RING SET</b>	<b>CON. ROD KIT</b>	<b>COMPLETE</b>			
1994-1997	113412	54.19	105934	106106	107594			
2-Stroke	113413	54.20	105934	('89-97)	('91-97)			
Please Note:	113414	54.21	105934					
Nikasil Piston Size	113415	54.22	105934					
- Forged Piston			<b>PIN</b>		<b>TOP-END</b>			
			106139		107803			
			('94-16)		('91-97)			
			<b>CLIPS</b>					
			106173					
			('94-16)					
KTM 125 SX - EXC	<b>PISTON KIT</b>	<b>SIZE</b>	<b>RING SET</b>	<b>CON. ROD KIT</b>	<b>COMPLETE</b>			<b>CRANKBEARING &amp; SEAL KIT</b>
1998-2000	113412	54.19	105934	106108	107595			114549
2-Stroke	113413	54.20	105934	('98-15)	('98-01)			('98-16)
Please Note:	113414	54.21	105934					
Nikasil Piston Size	113415	54.22	105934	<b>S/E BEARING</b>	<b>TOP-END</b>			<b>BEARING</b>
				106807	107805			110801
				('98-16)	('98-01)			('98-16) Left
			<b>PIN</b>					110759
			106139					('98-16) Right
			('94-16)	<b>B/E BEARING</b>				<b>OILSEAL SET</b>
			<b>CLIPS</b>	110669				108013
			106173	('98-16)				('98-16)
			('94-16)	<b>CRANKPIN</b>				
				106205				
				('98-15)				

- accessories
- body
- handlebar & grips
- cables & levers
- exhaust
- engine**
- fuel & intake
- electrical & ignition
- clutch
- drive
- bearings
- brakes
- steering & suspension
- tires
- tools & shop

# ENGINE



## PISTONS, CONNECTING RODS, SEALS

DIRT BIKE	PISTON KIT	SIZE	PISTON PARTS	CONNECTING ROD PARTS	GASKETS	VALVE TRAIN PARTS I	VALVE TRAIN PARTS II	CRANKSHAFT PARTS
<b>KTM CONTINUED</b>								
KTM 125 SX	<b>PISTON KIT</b>	<b>SIZE</b>	<b>RING SET</b>	<b>CON. ROD KIT</b>	<b>COMPLETE</b>			<b>CRANKBEARING &amp; SEAL KIT</b>
2001-2006	109361	53.94	105935	106108	107596			114549
2-Stroke	113416	53.95	105935	('98-15)	('02-06)			('98-16)
Please Note:	113417	53.96	105935					
Nikasil Piston Size	113418	53.97	105935	<b>S/E BEARING</b>	<b>TOP-END</b>			<b>BEARING</b>
			<b>PIN</b>	106807	107805			110801
			106139	('98-16)	('98-01)			('98-16) Left
			('94-16)	<b>B/E BEARING</b>	107806			110759
			<b>CLIPS</b>	110669	('02-06)			('98-16) Right
			106173	('98-16)				<b>OILSEAL SET</b>
			('94-16)	<b>CRANKPIN</b>				108013
				106205				('98-16)
				('98-15)				
KTM 125 SX	<b>PISTON KIT</b>	<b>SIZE</b>	<b>RING SET</b>	<b>CON. ROD KIT</b>	<b>COMPLETE</b>			<b>CRANKBEARING &amp; SEAL KIT</b>
2007-2016	114321	53.94	112670	106108	107597			114549
2-Stroke	114322	53.95	112670	('98-15)	('07-15)			('98-16)
Please Note:	114323	53.96	112670	03.6226				
Nikasil Piston Size	114324	53.97	112670	('16)	<b>TOP-END</b>			<b>BEARING</b>
			<b>PIN</b>	<b>S/E BEARING</b>	107807			110801
			106139	106807	('07-15)			('98-16) Left
			('94-16)	('98-16)				110759
			<b>CLIPS</b>	<b>B/E BEARING</b>				('98-16) Right
			106173	110669				<b>OILSEAL SET</b>
			('94-16)	('98-16)				108013
				CRANKPIN				('98-16)
				106205				
				('98-15)				
KTM 125 EXC	<b>PISTON KIT</b>	<b>SIZE</b>	<b>RING SET</b>	<b>CON. ROD KIT</b>	<b>COMPLETE</b>			<b>CRANKBEARING &amp; SEAL KIT</b>
2001-2016	114321	53.94	112670	106108	107596			114549
2-Stroke	114322	53.95	112670	('98-16)	('02-06)			('98-16)
Please Note:	114323	53.96	112670		107597			
Nikasil Piston Size	114324	53.97	112670	<b>S/E BEARING</b>	('07-12)			<b>BEARING</b>
			<b>PIN</b>	106807				110801
			106139	('98-16)	<b>TOP-END</b>			('98-16) Left
			('94-16)	<b>B/E BEARING</b>	107805			110759
			<b>CLIPS</b>	110669	('98-01)			('98-16) Right
			106173	('98-16)	107806			
			('94-16)	<b>CRANKPIN</b>	107807			<b>OILSEAL SET</b>
				106205	('07-16)			108013
				('98-16)				('98-16)
KTM 144 SX	<b>PISTON KIT</b>	<b>SIZE</b>	<b>RING SET</b>	<b>CON. ROD KIT</b>	<b>COMPLETE</b>			<b>CRANKBEARING &amp; SEAL KIT</b>
2008	109370	55.94	105938	106108	107597			114549
2-Stroke	109371	55.95	105938	('08)	('08)			('08)
Please Note:	109372	55.96	105938					
Nikasil Piston Size	109373	55.97	105938	<b>S/E BEARING</b>	<b>TOP-END</b>			<b>BEARING</b>
	109374	55.98	105938	106807	107807			110801
			<b>CLIPS</b>	('08)	('08)			('08) Left
			106173	<b>B/E BEARING</b>				110759
			('08)	110669				('08) Right
				('08)				<b>OILSEAL SET</b>
				<b>CRANKPIN</b>				108013
				106205				('08)
				('08)				



## PISTONS, CONNECTING RODS, SEALS

DIRT BIKE	PISTON KIT	SIZE	PISTON PARTS	CONNECTING ROD PARTS	GASKETS	VALVE TRAIN PARTS I	VALVE TRAIN PARTS II	CRANKSHAFT PARTS
<b>KTM CONTINUED</b>								
<b>KTM 150 SX</b>	<b>PISTON KIT</b>	<b>SIZE</b>	<b>RING SET</b>	<b>CON. ROD KIT</b>	<b>COMPLETE</b>			<b>CRANKBEARING &amp; SEAL KIT</b>
2009-2015	109370	55.94	105938	106108	107597			114549
2-Stroke	109371	55.95	105938	('09-15)	('09-15)			('09-16)
Please Note:	109372	55.96	105938					<b>BEARING</b>
Nikasil Piston Size	109373	55.97	105938	<b>S/E BEARING</b>	<b>TOP-END</b>			110801
	109374	55.98	105938	106807	107807			('09-16) Left
-Molycoated Skirt				('09-16)	('09-15)			110759
			<b>CLIPS</b>	<b>B/E BEARING</b>				('09-16) Right
			106173	110669				<b>OILSEAL SET</b>
			('09-16)	('09-16)				108013
				<b>CRANKPIN</b>				('09-16)
				106205				
				('09-15)				
<b>KTM 150 SX</b>	<b>PISTON KIT</b>	<b>SIZE</b>	<b>RING SET</b>	<b>CON. ROD KIT</b>				<b>CRANKBEARING &amp; SEAL KIT</b>
2016	114335	57.94	02.6236	03.6226				114549
2-Stroke	114336	57.95	02.6236	('16)				('09-16)
Please Note:	114337	57.96	02.6236					<b>BEARING</b>
Nikasil Piston Size				<b>S/E BEARING</b>				110801
				106807				('09-16) Left
				('09-16)				110759
				<b>B/E BEARING</b>				('09-16) Right
				110669				<b>OILSEAL SET</b>
				('09-16)				108013
				<b>CRANKPIN</b>				('09-16)
<b>KTM 200 SX</b>	<b>PISTON KIT</b>	<b>SIZE</b>	<b>RING SET</b>	<b>CON. ROD KIT</b>	<b>COMPLETE</b>			<b>CRANKBEARING &amp; SEAL KIT</b>
2003-2005	-	64.00	-	106109	107599			114549
2-Stroke				('03-05)	('03-05)			('03-05)
Please Note:			<b>CLIPS</b>	<b>S/E BEARING</b>	<b>TOP-END</b>			<b>BEARING</b>
Nikasil Piston Size			110325	106799	107809			110801
			('03-05)	('03-05)	('03-05)			('03-05) Left
				<b>B/E BEARING</b>				110759
				110669				('03-05) Right
				('03-05)				<b>OILSEAL SET</b>
				<b>CRANKPIN</b>				108013
				106205				('03-05)
				('03-05)				
<b>KTM 200 EXC</b>	<b>PISTON KIT</b>	<b>SIZE</b>	<b>RING SET</b>	<b>CON. ROD KIT</b>	<b>COMPLETE</b>			<b>CRANKBEARING &amp; SEAL KIT</b>
1998-2016	109375	63.94	113464	106109	107598			114549
2-Stroke	109376	63.95	113464	('98-16)	('98-02)			('98-16)
Please Note:	113419	63.96	113464	<b>S/E BEARING</b>	107599			<b>BEARING</b>
Nikasil Piston Size	113420	63.97	113464	106799	('03-12)			110801
				('98-16)				('98-16) Left
			<b>CLIPS</b>	<b>B/E BEARING</b>	<b>TOP-END</b>			110759
			110325	110669	107808			('98-16) Right
			('98-16)	('98-16)	('98-02)			<b>OILSEAL SET</b>
				<b>CRANKPIN</b>	107809			108013
				106205	107809			('98-16)
				('98-16)	('03-16)			
<b>KTM 250 GS-SX</b>	<b>PISTON KIT</b>	<b>SIZE</b>	<b>RING SET</b>	<b>CON. ROD KIT</b>	<b>COMPLETE</b>			<b>OILSEAL SET</b>
1990-1994	109386	67.46	-	106110	112852			108014
2-Stroke				('90-99)	('90-99)			('90-16)
Please Note:				<b>S/E BEARING</b>	<b>TOP-END</b>			
Nikasil Piston Size				106822	113059			
				('90-16)	('90-99)			
				<b>B/E BEARING</b>	<b>CRANKPIN</b>			
				106831	110335			
				('90-02)	('90-16)			

- accessories
- body
- handlebar & grips
- cables & levers
- exhaust
- engine**
- fuel & intake
- electrical & ignition
- clutch
- drive
- bearings
- brakes
- steering & suspension
- tires
- tools & shop

# ENGINE



## PISTONS, CONNECTING RODS, SEALS

DIRT BIKE	PISTON KIT	SIZE	PISTON PARTS	CONNECTING ROD PARTS	GASKETS	VALVE TRAIN PARTS I	VALVE TRAIN PARTS II	CRANKSHAFT PARTS
<b>KTM CONTINUED</b>								
KTM 250 SX - EXC	<b>PISTON KIT</b>	<b>SIZE</b>	<b>RING SET</b>	<b>CON. ROD KIT</b>	<b>COMPLETE</b>			<b>CRANKBEARING &amp; SEAL KIT</b>
1996-1999	112640	67.44	105942	106110	112852			114560
2-Stroke	112641	67.45	105942	('90-99)	('90-99)			(97-03)
Please Note:	112642	67.46	105942					
Nikasil Piston Size	109391	67.47	105942	<b>S/E BEARING</b>	<b>TOP-END</b>			<b>BEARING</b>
			<b>PIN</b>	106822	113059			106848
			106152	('90-16)	('90-99)			('97-03) Right
			<b>B/E BEARING</b>	106831				
			106179	('90-02)				
			<b>CLIPS</b>					<b>OILSEAL SET</b>
			106179	<b>CRANKPIN</b>				108014
			('96-99)	110335				('90-16)
				('90-16)				
KTM 250 SX	<b>PISTON KIT</b>	<b>SIZE</b>	<b>RING SET</b>	<b>CON. ROD KIT</b>	<b>COMPLETE</b>			<b>CRANKBEARING &amp; SEAL KIT</b>
2000-2002	113421	66.34	105943	106112	107601			114560
2-Stroke	113422	66.35	105943	('00-02)	('00-02)			(97-03)
Please Note:	109397	66.36	105943					
Nikasil Piston Size	109398	66.37	105943	<b>S/E BEARING</b>	<b>TOP-END</b>			<b>BEARING</b>
			<b>PIN</b>	106822	107804			106848
113421-22 Forged Piston				('90-16)	('00-02)			('97-03) Right
109397-98 Cast Piston			106156					
			('00-16)	<b>B/E BEARING</b>				
			<b>CLIPS</b>	106831				
			106177	('90-02)				
			('00-16)	<b>CRANKPIN</b>				<b>OILSEAL SET</b>
				110335				108014
				('90-16)				('90-16)
KTM 250 SX	<b>PISTON KIT</b>	<b>SIZE</b>	<b>RING SET</b>	<b>CON. ROD KIT</b>	<b>COMPLETE</b>			<b>CRANKBEARING &amp; SEAL KIT</b>
2003-2004	109408	66.34	113465	106113	107602			114560
2-Stroke	109409	66.35	113465	('03-16)	('03-04)			(97-03)
Please Note:	109410	66.36	113465					114550
Nikasil Piston Size	109411	66.37	113465	<b>S/E BEARING</b>	<b>TOP-END</b>			(04-16)
			or	106822	107811			
KTM 250 SX	<b>PISTON KIT</b>	<b>SIZE</b>	<b>RING SET</b>	<b>CON. ROD KIT</b>	<b>COMPLETE</b>			<b>CRANKBEARING &amp; SEAL KIT</b>
2005-2016	109408	66.34	113465	106113	107603			114550
2-Stroke	109409	66.35	113465	('03-16)	('05-06)			(04-16)
Please Note:	109410	66.36	113465		107605			
Nikasil Piston Size	109411	66.37	113465	<b>S/E BEARING</b>	('07-16)			<b>BEARING</b>
			<b>PIN</b>	106822	<b>TOP-END</b>			110746
			106156	('90-16)	107812			('04-16) Right
			('00-16)	<b>B/E BEARING</b>	('05-06)			
			<b>CLIPS</b>	110673	107814			
			106177	('03-16)	('07-16)			
			('00-16)	<b>CRANKPIN</b>				<b>OILSEAL SET</b>
				110335				108014
				('90-16)				('90-16)





## PISTONS, CONNECTING RODS, SEALS

DIRT BIKE	PISTON KIT	SIZE	PISTON PARTS	CONNECTING ROD PARTS	GASKETS	VALVE TRAIN PARTS I	VALVE TRAIN PARTS II	CRANKSHAFT PARTS
<b>KTM CONTINUED</b>								
KTM 250 EXC	<b>PISTON KIT</b>	<b>SIZE</b>	<b>RING SET</b>	<b>CON. ROD KIT</b>	<b>COMPLETE</b>			<b>CRANKBEARING &amp; SEAL KIT</b>
2000-2005	113424	66.34	113468	106112	107601			114560
2-Stroke	109400	66.35	113468	('00-03)	('00-03)			('97-03)
Please Note:	113426	66.36	113468	106113	107602			114550
Nikasil Piston Size				('04-16)	('04)			('04-16)
-Forged Piston			<b>PIN</b>		107603			
			112655	<b>S/E BEARING</b>	('05-06)			<b>BEARING</b>
			('00-05)	106822				106848
				('90-16)	<b>TOP-END</b>			('97-03) Right
			<b>CLIPS</b>		107804			110746
			106177	<b>B/E BEARING</b>	('00-03)			('04-16) Right
			('00-16)	106831	('04)			<b>OILSEAL SET</b>
				('90-02)	107811			108014
				110673	107812			('90-16)
				('03-16)				
				<b>CRANKPIN</b>				
				110335				
				('90-16)				
KTM 250 EXC	<b>PISTON KIT</b>	<b>SIZE</b>	<b>RING SET</b>	<b>CON. ROD KIT</b>	<b>COMPLETE</b>			<b>CRANKBEARING &amp; SEAL KIT</b>
2006-2016	109408	66.34	113465	106113	107603			114550
2-Stroke	109409	66.35	113465	('04-16)	('05-06)			('04-16)
Please Note:	109410	66.36	113465		107605			
Nikasil Piston Size	109411	66.37	113465	<b>S/E BEARING</b>	('07)			<b>BEARING</b>
-Molycoated Skirt				106822	107606			110746
			<b>PIN</b>	('90-16)	('08-15)			('04-16) Right
			106156	<b>B/E BEARING</b>	<b>TOP-END</b>			
			('06-16)	110673	107812			
				('03-16)	('05-06)			<b>OILSEAL SET</b>
			<b>CLIPS</b>	106177	107814			108014
			106177					('90-16)
			('00-16)	<b>CRANKPIN</b>				
				110335				
				('90-16)				
KTM Freeride E-SX / E-XC 2015 Electronic	PISTON KIT	SIZE	RING SET					
	-	-	-					
KTM Freeride 250 R	<b>PISTON KIT</b>	<b>SIZE</b>	<b>RING SET</b>	<b>CON. ROD KIT</b>				<b>CRANKBEARING &amp; SEAL KIT</b>
2014-2016	109408	66.34	113465	106113				114550
2-Stroke	109409	66.35	113465	('14-16)				('14-16)
Please Note:	109410	66.36	113465					
Nikasil Piston Size	109411	66.37	113465	<b>S/E BEARING</b>				<b>BEARING</b>
				106822				110746
			<b>PIN</b>	('14-16)				('14-16) Right
			106156	<b>B/E BEARING</b>				
			('14-16)	110673				
				('14-16)				<b>OILSEAL SET</b>
			<b>CLIPS</b>	106177				108014
			106177					('14-16)
			('14-16)	<b>CRANKPIN</b>				
				110335				
				('14-16)				
KTM 250 EXC Racing	<b>PISTON KIT</b>	<b>SIZE</b>	<b>RING SET</b>	<b>CON. ROD KIT</b>	<b>COMPLETE</b>	<b>CAMSHAFT</b>		<b>BEARING</b>
2001-2006	109383	74.97	105941	106122	107600	<b>BEARING</b>		
4-Stroke	&			('01-06)	('01-06)	110709		
Please Note:	109380	77.00	110244			('01-06)		
Nikasil Piston Size				<b>B/E BEARING</b>	<b>TOP-END</b>			
Replating or Cylinder Slewing Required for Oversizes			<b>PIN</b>	110688	107810			
			106162	('01-06)	('01-06)			
				<b>CRANKPIN</b>				
			<b>CLIPS</b>	110349				
			106186					
			('01-06)					
-Forged Piston								

- accessories
- body
- handlebar & grips
- cables & levers
- exhaust
- engine**
- fuel & intake
- electrical & ignition
- clutch
- drive
- bearings
- brakes
- steering & suspension
- tires
- tools & shop

# ENGINE



## PISTONS, CONNECTING RODS, SEALS

DIRT BIKE	PISTON KIT	SIZE	PISTON PARTS	CONNECTING ROD PARTS	GASKETS	VALVE TRAIN PARTS I	VALVE TRAIN PARTS II	CRANKSHAFT PARTS
<b>KTM CONTINUED</b>								
KTM 250 SX-F	PISTON KIT	SIZE	RING SET	CON. ROD KIT	COMPLETE	CAMSHAFT	VALVE	CRANKBEARING & SEAL KIT
2006-2008	109415	75.96	105946	106114	107604	BEARING	111037	
4-Stroke	109416	75.97	105946	('06-12)	('06-11)	112704	('06-12) Exhaust	
Please Note: Nikasil Piston Size	109417	75.98	105946	<b>B/E BEARING</b>	<b>TOP-END</b>	('06-12)	Titanium 111038	<b>BEARING</b> 110801
-Std. Compression 12.8:1	HIGH COMPRESSION			110681 ('06-12)	107813 ('06-12)	<b>VALVE SHIM ASSORTMENT</b>	('06-12) Intake Titanium	
-High Compression 13.3:1	109413	75.96	113995			111088		('06-12) 2x
-Forged Piston	109414	75.97	113995	<b>CRANKPIN</b>		('06-16)	<b>OVERSIZE VALVE</b>	<b>OILSEAL SET</b> 108015 ('06-10)
			<b>PIN</b> 112671 ('06-12)	110340 ('06-12)		114178 ('06-16)	+1.00 MM. 111035 ('06-12) Exhaust 111036 ('06-12) Intake	
			<b>CLIPS</b> 110325 ('06-15)				<b>TI-STEEL CONVERSION SET</b> 112712 ('06-07) Exhaust 112706 ('08-12) Exhaust 112713 ('06-07) Intake 112707 ('08-12) Intake	
KTM 250 SX-F	PISTON KIT	SIZE	RING SET	CON. ROD KIT	COMPLETE	CAMSHAFT	VALVE	CRANKBEARING & SEAL KIT
2009-2012	109415	75.96	105946	106114	107604	<b>BEARING</b>	111037	
4-Stroke	109416	75.97	105946	('06-12)	('06-11)	112704	('06-12) Exhaust	
Please Note: Nikasil Piston Size	109417	75.98	105946	<b>B/E BEARING</b>	<b>TOP-END</b>	('06-12)	Titanium 111038	<b>BEARING</b> 110801
-Std. Compression 12.8:1	HIGH COMPRESSION			110681 ('06-12)	107813 ('06-12)	<b>CAM CHAIN</b>	('06-12) Intake Titanium	
-High Compression 13.3:1	109413	75.96	113995			107420		('06-12) 2x
-Forged Piston	109414	75.97	113995	<b>CRANKPIN</b>		('09-12)	<b>OVERSIZE VALVE</b>	<b>OILSEAL SET</b> 108015 ('06-10)
			<b>PIN</b> 112671 ('06-12)	110340 ('06-12)		<b>VALVE SHIM ASSORTMENT</b>	+1.00 MM. 111035 ('06-12) Exhaust 111036 ('06-12) Intake	
			<b>CLIPS</b> 110325 ('06-15)				<b>TI-STEEL CONVERSION SET</b> 112706 ('08-12) Exhaust 112707 ('08-12) Intake	<b>OILSEAL</b> 111308 ('11)



## PISTONS, CONNECTING RODS, SEALS

DIRT BIKE	PISTON KIT	SIZE	PISTON PARTS	CONNECTING ROD PARTS	GASKETS	VALVE TRAIN PARTS I	VALVE TRAIN PARTS II	CRANKSHAFT PARTS
<b>KTM CONTINUED</b>								
KTM 250 SX-F	<b>PISTON KIT</b>	<b>SIZE</b>	<b>RING SET</b>	<b>CON. ROD KIT</b>		<b>CAM CHAIN</b>	<b>VALVE</b>	<b>CRANKBEARING &amp; SEAL KIT</b>
2013-2015	113893	77.96	113994	03.6333		107421	114018	
4-Stroke	113894	77.97	113994	('13-15)		('13-15)	('13-16) Exhaust	
Please Note: Nikasil Piston Size	113895	77.98	113994			<b>VALVE SHIM ASSORTMENT</b>	Titanium 114019	<b>BEARING</b>
-Std. Compression 13.9:1			<b>PIN</b> 112672			111088	('13-16) Intake Titanium	<b>OILSEAL SET</b> 108017 ('13-15)
-Forged Piston			('13-15)			('06-16)	<b>TI-STEEL CONVERSION SET</b> 112710 ('13-15) Exhaust 112711 ('13-15) Intake	
-Fuel Injection			<b>CLIPS</b> 110325 ('06-15)			114178 ('06-16)		
KTM 250 SX-F	<b>PISTON KIT</b>	<b>SIZE</b>	<b>RING SET</b>			<b>CAM CHAIN</b>	<b>VALVE</b>	<b>BEARING</b>
2016	114325	77.96	-				114018	
4-Stroke	114326	77.97	-				('13-16) Exhaust Titanium	
Please Note: Nikasil Piston Size	114327	77.98	-			<b>VALVE SHIM ASSORTMENT</b>	114019 ('13-16) Intake Titanium	
-Std. Compression 14.4:1						111088		
-Forged Piston						('06-16)		
						114178 ('06-16)		
KTM 250 EXC-F	<b>PISTON KIT</b>	<b>SIZE</b>	<b>RING SET</b>	<b>CON. ROD KIT</b>	<b>COMPLETE</b>	<b>CAMSHAFT BEARING</b>	<b>VALVE</b>	<b>BEARING</b>
2007-2008	109415	75.96	105946	106114	107604	112704	111037	110801
4-Stroke	109416	75.97	105946	('07-13)	('07-11)		('07-13) Exhaust Titanium	('07-13)
Please Note: Nikasil Piston Size	109417	75.98	105946			('07-13)	111038	<b>OILSEAL</b> 111308 ('07-12) Right
-Std. Compression 12.8:1	<b>HIGH COMPRESSION</b>			<b>B/E BEARING</b> 110681 ('07-13)	<b>TOP-END</b> 107813 ('07-13)	<b>VALVE SHIM ASSORTMENT</b>	('07-13) Intake Titanium	
-High Compression 13.3:1	109413	75.96	113995			111088		
-Forged Piston	109414	75.97	113995	<b>CRANKPIN</b> 110340 ('07-13)		('07-16)	<b>OVERSIZE VALVE</b> +1.00 MM. 111035 ('07-13) Exhaust 111036 ('07-13) Intake	
			<b>PIN</b> 112671			114178 ('07-16)	<b>TI-STEEL CONVERSION SET</b> 112712 ('07) Exhaust 112706 ('08-13) Exhaust 112713 ('07) Intake 112707 ('08-13) Intake	
			<b>CLIPS</b> 110325 ('06-16)					

- accessories
- body
- handlebar & grips
- cables & levers
- exhaust
- engine**
- fuel & intake
- electrical & ignition
- clutch
- drive
- bearings
- brakes
- steering & suspension
- tires
- tools & shop

# ENGINE



## PISTONS, CONNECTING RODS, SEALS

DIRT BIKE	PISTON KIT	SIZE	PISTON PARTS	CONNECTING ROD PARTS	GASKETS	VALVE TRAIN PARTS I	VALVE TRAIN PARTS II	CRANKSHAFT PARTS
<b>KTM CONTINUED</b>								
KTM 250 EXC-F 2009-2011 4-Stroke	<b>PISTON KIT</b> 109415 109416 109417	<b>SIZE</b> 75.96 75.97 75.98	<b>RING SET</b> 105946 105946 105946	<b>CON. ROD KIT</b> 106114 (*07-13)	<b>COMPLETE</b> 107604 (*07-11)	<b>CAMSHAFT BEARING</b> 112704 (*07-13)	<b>VALVE</b> 111037 (*07-13) Exhaust Titanium 111038 (*07-13) Intake Titanium	<b>BEARING</b> 110801 (*07-13)
Please Note: Nikasil Piston Size	<b>HIGH COMPRESSION</b>			<b>B/E BEARING</b> 110681 (*07-13)	<b>TOP-END</b> 107813 (*07-13)	<b>CAM CHAIN</b> 107420 (*09-13)	<b>OVERSIZE VALVE</b> +1.00 MM. 111035 (*07-13) Exhaust 111036 (*07-13) Intake <b>TI-STEEL CONVERSION SET</b> 112706 (*08-13) Exhaust 112707 (*08-13) Intake	<b>OILSEAL</b> 111308 (*07-12) Right
-Std. Compression 12.8:1	109413	75.96	113995					
-High Compression 13.3:1	109413	75.96	113995					
-Forged Piston	109414	75.97	113995	<b>CRANKPIN</b> 110340 (*07-13)		<b>VALVE SHIM ASSORTMENT</b> 111088 (*07-16) 114178 (*07-16)		
			<b>PIN</b> 112671 (*07-13)					
			<b>CLIPS</b> 110325 (*06-16)					
KTM 250 EXC-F 2012-2013 4-Stroke	<b>PISTON KIT</b> 109415 109416 109417	<b>SIZE</b> 75.96 75.97 75.98	<b>RING SET</b> 105946 105946 105946	<b>CON. ROD KIT</b> 106114 (*07-13)	<b>TOP-END</b> 107813 (*07-13)	<b>CAMSHAFT BEARING</b> 112704 (*07-13)	<b>VALVE</b> 111037 (*07-13) Exhaust Titanium 111038 (*07-13) Intake Titanium	<b>BEARING</b> 110801 (*07-13)
Please Note: Nikasil Piston Size	<b>HIGH COMPRESSION</b>			<b>B/E BEARING</b> 110681 (*07-13)		<b>CAM CHAIN</b> 107420 (*09-13)	<b>OVERSIZE VALVE</b> +1.00 MM. 111035 (*07-13) Exhaust 111036 (*07-13) Intake <b>TI-STEEL CONVERSION SET</b> 112706 (*08-13) Exhaust 112707 (*08-13) Intake	<b>OILSEAL</b> 111308 (*07-12) Right
-Std. Compression 13.2:1	109413	75.96	113995					
-Forged Piston	109413	75.96	113995					
-Fuel Injection	109414	75.97	113995	<b>CRANKPIN</b> 110340 (*07-13)		<b>VALVE SHIM ASSORTMENT</b> 111088 (*07-16) 114178 (*07-16)		
			<b>PIN</b> 112671 (*07-13)					
			<b>CLIPS</b> 110325 (*06-16)					
KTM 250 EXC-F 2014-2016 4-Stroke	<b>PISTON KIT</b> 113893 113894 113895	<b>SIZE</b> 77.96 77.97 77.98	<b>RING SET</b> 113994 113994 113994	<b>CON. ROD KIT</b> 03.6333 (*14-16)		<b>CAM CHAIN</b> 107421 (*14-16)	<b>VALVE</b> 114018 (*14-16) Exhaust Titanium 114019 (*14-16) Intake Titanium	<b>CRANKBEARING &amp; SEAL KIT</b>
Please Note: Nikasil Piston Size						<b>VALVE SHIM ASSORTMENT</b> 111088 (*07-16) 114178 (*07-16)	<b>TI-STEEL CONVERSION SET</b> 112708 (*14-16) Exhaust 112709 (*14-16) Intake	<b>BEARING</b>
-Std. Compression 13.9:1			112672 (*14-16)					
-Forged Piston								
-Fuel Injection			<b>CLIPS</b> 110325 (*06-16)					<b>OILSEAL SET</b> 108017 (*14-16)



## PISTONS, CONNECTING RODS, SEALS

DIRT BIKE	PISTON KIT	SIZE	PISTON PARTS	CONNECTING ROD PARTS	GASKETS	VALVE TRAIN PARTS I	VALVE TRAIN PARTS II	CRANKSHAFT PARTS
<b>KTM CONTINUED</b>								
KTM 300 EXC 1990-1995 2-Stroke	<b>PISTON KIT</b> -	<b>SIZE</b> 72.00	<b>RING SET</b> -	<b>CON. ROD KIT</b> 106110 (‘90-03)  <b>S/E BEARING</b> 106822 (‘90-16) <b>B/E BEARING</b> 106831 (‘90-03) <b>CRANKPIN</b> 110335 (‘90-16)	<b>COMPLETE</b> 113577 (‘90-03)  <b>TOP-END</b> 107815 (‘90-03)			<b>OILSEAL SET</b> 108014 (‘90-16)
KTM 300 EXC  1996-2003 2-Stroke Please Note: Nikasil Piston Size  -Forged Piston	<b>PISTON KIT</b>  109421 109422 109423	<b>SIZE</b>  71.94 71.95 71.96	<b>RING SET</b>  105947 105947 105947  <b>PIN</b> 112681 (‘96-03)  <b>CLIPS</b> 106177 (‘96-03)	<b>CON. ROD KIT</b> 106110 (‘90-03)  <b>S/E BEARING</b> 106822 (‘90-16)  <b>B/E BEARING</b> 106831 (‘90-03)  <b>CRANKPIN</b> 110335 (‘90-16)	<b>COMPLETE</b> 113577 (‘90-03)  <b>TOP-END</b> 107815 (‘90-03)			<b>CRANKBEARING &amp; SEAL KIT</b> 114560 (‘97-03)  <b>BEARING</b> 106848 (‘97-03) Right  <b>OILSEAL SET</b> 108014 (‘90-16)
KTM 300 EXC  2004-2016 2-Stroke Please Note: Nikasil Piston Size	<b>PISTON KIT</b>  109418 109419 109420	<b>SIZE</b>  71.94 71.95 71.96	<b>RING SET</b>  113466 113466 113466  <b>CLIPS</b> 106179 (‘04-16)	<b>CON. ROD KIT</b> 106113 (‘04-16)  <b>S/E BEARING</b> 106822 (‘90-16)  <b>B/E BEARING</b> 110673 (‘04-16)  <b>CRANKPIN</b> 110335 (‘90-16)	<b>COMPLETE</b> 113578 (‘04) 113579 (‘05-07) 113054 (‘08-15)  <b>TOP-END</b> 107816 (‘04) 107817 (‘05-07) 107819 (‘08-16)			<b>CRANKBEARING &amp; SEAL KIT</b> 114550 (‘04-16)  <b>BEARING</b> 110746 (‘04-16) Right  <b>OILSEAL SET</b> 108014 (‘90-16)
KTM 350 SX-F  2011-2016 4-Stroke  Please Note: Nikasil Piston Size  -Std. Compression 13.5:1 (‘11-15) -Std. Compression 14.0:1 (‘16) -High Compression 14.5:1 -Forged Piston  -Fuel Injection	<b>PISTON KIT</b>  113911 113912  113913 HIGH  COMPRESSION  113914  113915	<b>SIZE</b>  87.96 87.97  87.98  87.96 87.97	<b>RING SET</b>  113999 113999  113999  113999  <b>PIN</b> 112674  (‘11-16)  <b>CLIPS</b> 106177 (‘11-16)	<b>CON. ROD KIT</b> 113546 (‘11-12)  <b>B/E BEARING</b> 110684  (‘11-12)  <b>CRANKPIN</b> 112943  (‘11-12)	<b>COMPLETE</b> 113580 (‘11-12)  <b>TOP-END</b> 113060  (‘11-15)	<b>CAMSHAFT</b>  <b>BEARING</b> 112704  (‘11-15)  <b>CAM CHAIN</b>  107421  (‘11-15)  <b>VALVE SHIM</b>  <b>ASSORTMENT</b> 111088 (‘11-16) 114178 (‘11-16)	<b>VALVE</b>  111039 (‘11-16) 2x Exhaust Titanium 111040 (‘11-16) 2x Intake Titanium  <b>TI-STEEL</b>  <b>CONVERSION SET</b> 114530 (‘13-15) Exhaust 114531 (‘13-15) Intake	<b>CRANKBEARING &amp; SEAL KIT</b>    <b>BEARING</b>    <b>OILSEAL SET</b> 108017 (‘11-15)

- accessories
- body
- handlebar & grips
- cables & levers
- exhaust
- engine
- fuel & intake
- electrical & ignition
- clutch
- drive
- bearings
- brakes
- steering & suspension
- tires
- tools & shop

# ENGINE



## PISTONS, CONNECTING RODS, SEALS

DIRT BIKE	PISTON KIT	SIZE	PISTON PARTS	CONNECTING ROD PARTS	GASKETS	VALVE TRAIN PARTS I	VALVE TRAIN PARTS II	CRANKSHAFT PARTS
<b>KTM CONTINUED</b>								
KTM 350 EXC-F	<b>PISTON KIT</b>	<b>SIZE</b>	<b>RING SET</b>	<b>CON. ROD KIT</b>	<b>COMPLETE</b>	<b>CAMSHAFT</b>	<b>VALVE</b>	<b>CRANKBEARING &amp; SEAL KIT</b>
2012-2016	113916	87.96	113999	113546	113580	<b>BEARING</b>	111039	
4-Stroke	113917	87.97	113999	('12-13)	('13-15)	112704	('12-16) 2x Exhaust Titanium	
Please Note: Nikasil Piston Size	113918	87.98	113999	<b>B/E BEARING</b>	<b>TOP END</b>	('12-16)	111040	<b>BEARING</b>
			<b>PIN</b>	110684	113060	<b>CAM CHAIN</b>	('12-16) 2x Intake Titanium	
-Std. Compression 12.3:1			112674	('12-13)	('13-16)	107421		
-Forged Piston			('12-16)			('12-16)		
-Fuel Injection			<b>CLIPS</b>	<b>CRANKPIN</b>		<b>VALVE SHIM</b>	<b>TI-STEEL CONVERSION SET</b>	<b>OILSEAL SET</b>
			106177	112943		<b>ASSORTMENT</b>	114528	108017
			('12-16)	('12-13)		111088	('12-16) Exhaust	('12-16)
						('12-16)	114529	
						114178	('12-16) Intake	
						('12-16)		
KTM Freeride 350	<b>PISTON KIT</b>	<b>SIZE</b>	<b>RING SET</b>	<b>CON. ROD KIT</b>	<b>TOP-END</b>	<b>CAMSHAFT</b>		<b>CRANKBEARING &amp; SEAL KIT</b>
2012-2016	113916	87.96	113999	113546	113060	<b>BEARING</b>		
4-Stroke	113917	87.97	113999	('12-14)	('12-16)	112704		
Please Note: Nikasil Piston Size	113918	87.98	113999	<b>B/E BEARING</b>		('12-16)		<b>BEARING</b>
			<b>PIN</b>	110684		<b>CAM CHAIN</b>		
-Std. Compression 12.3:1			112674	('12-14)		107421		
-Forged Piston			('12-16)			('12-16)		
-Fuel Injection			<b>CLIPS</b>	<b>CRANKPIN</b>		<b>VALVE SHIM</b>		<b>OILSEAL SET</b>
			106177	112943		<b>ASSORTMENT</b>		108017
			('12-16)	('12-14)		111088		('12-16)
						('12-16)		
						114178		
						('12-16)		
KTM 360 SX - EXC	<b>PISTON KIT</b>	<b>SIZE</b>	<b>RING SET</b>	<b>S/E BEARING</b>	<b>COMPLETE</b>			<b>OILSEAL SET</b>
1996-1997	113427	77.94	113467	106822	113053			108014
2-Stroke	113428	77.95	113467	('96-97)	('96-97)			('96-97)
Please Note: Nikasil Piston Size	113429	77.96	113467			<b>TOP-END</b>		
			<b>PIN</b>			107818		
-Forged Piston			112682			('96-97)		
			('96-97)					
			<b>CLIPS</b>					
			106177					
			('96-97)					
KTM 380 SX - EXC	<b>PISTON KIT</b>	<b>SIZE</b>	<b>RING SET</b>	<b>S/E BEARING</b>	<b>COMPLETE</b>			<b>OILSEAL SET</b>
1998-2002	113430	77.94	113467	106822	113053			108014
2-Stroke	113431	77.95	113467	('98-02)	('98-02)			('98-02)
Please Note: Nikasil Piston Size	113432	77.96	113467			<b>TOP-END</b>		
			<b>PIN</b>			107818		
-Forged Piston			112682			('98-02)		
			('98-02)					
			<b>CLIPS</b>					
			106177					
			('98-02)					
KTM 400 LC4	<b>PISTON KIT</b>	<b>SIZE</b>	<b>RING SET</b>	<b>CON. ROD KIT</b>				<b>BEARING</b>
1998-2001	-	89.00	-	106121				113513
4-Stroke				('98-01)				('98-01) Right
				<b>B/E BEARING</b>				
-Forged Piston				110692				
				('94-97)				
				<b>CRANKPIN</b>				
				106227				
				('94-97)				



## PISTONS, CONNECTING RODS, SEALS

DIRT BIKE	PISTON KIT	SIZE	PISTON PARTS	CONNECTING ROD PARTS	GASKETS	VALVE TRAIN PARTS I	VALVE TRAIN PARTS II	CRANKSHAFT PARTS
<b>KTM CONTINUED</b>								
KTM 400 EXC	<b>PISTON KIT</b>	<b>SIZE</b>	<b>RING SET</b>			<b>CAM CHAIN</b>	<b>VALVE</b>	<b>CRANKBEARING &amp; SEAL KIT</b>
2009-2011 4-Stroke	113943 113944	94.94 94.95	105952 105952			107423 (‘09-11)	111047 (‘09-11) 2x Exhaust Steel	114551 (‘09-11)
Please Note: Nikasil Piston Size	113945	94.96	105952			<b>VALVE SHIM ASSORTMENT</b>	111048 (‘09-11) 2x Intake Titanium	<b>BEARING</b>
-Std. Compression 11.1:1 -Forged Piston			112668 (‘09-11)			111086 (‘09-11) 114176 (‘09-11)	<b>VALVE SEAL</b> 111122 (‘09-11) 2x Intake	110917 (‘09-11) 2x <b>OILSEAL SET</b>
KTM 450 SX Racing	<b>PISTON KIT</b>	<b>SIZE</b>	<b>RING SET</b>	<b>CON. ROD KIT</b>	<b>COMPLETE</b>	<b>CAMSHAFT</b>	<b>VALVE</b>	<b>CRANKBEARING &amp; SEAL KIT</b>
2003-2006 4-Stroke	109433 109434	94.94 94.95	105950 105950	106117 (‘03-06)	107612 (‘03-06)	<b>BEARING</b> 110709 (‘03-06)	111041 (‘03-06) 2x Exhaust Titanium 111042 (‘03-06) 2x Intake Titanium	114536 (‘03-06) <b>BEARING</b>
Please Note: Nikasil Piston Size	109435 & 109432	94.96 97.00	105950 110245	<b>B/E BEARING</b> 110684 (‘03-06)	<b>TOP-END</b> 107825 (‘03-06)		<b>VALVE SEAL</b> 111122 (‘03-06) 4x	
Replating or Cylinder Slewing Required for Over-sizes	<b>HIGH COMPRESSION</b>			<b>CRANKPIN</b> 110342 (‘03-06)				
-Std. Compression 12.0:1 -High Compression 13.0:1 -Forged Piston	109436 109437	94.94 94.95	105950 105950					
			<b>PIN</b> 112654 (‘03-06)					
			<b>CLIPS</b> 106183 (‘03-06)					
KTM 450 SX-F	<b>PISTON KIT</b>	<b>SIZE</b>	<b>RING SET</b>	<b>CON. ROD KIT</b>	<b>COMPLETE</b>	<b>CAM CHAIN</b>	<b>VALVE</b>	<b>CRANKBEARING &amp; SEAL KIT</b>
2007-2012 4-Stroke	109438 109439	96.94 96.95	105951 105951	106118 (‘07-12)	107608 (‘07-12)	107422 (‘07-12)	111045 (‘07-12) 2x Exhaust Titanium 111046 (‘07-12) 2x Intake Titanium	114561 (‘07-12) <b>BEARING</b>
Please Note: Nikasil Piston Size	109440  HIGH	96.96	105951	<b>B/E BEARING</b> 110687 (‘07-12)	<b>TOP-END</b> 107821 (‘07-12)	<b>VALVE SHIM ASSORTMENT</b>		
-Std. Compression 12.5:1 -High Compression 13.5:1 -Forged Piston	<b>COMPRESSION</b>			<b>CRANKPIN</b> 110348 (‘07-12)		111088 (‘07-16) 114178 (‘07-16)	<b>VALVE SEAL</b> 111122 (‘07-16) 4x	<b>OILSEAL SET</b> 108018 (‘07-12)
			109441 109442					
		96.94 96.95	105951 105951					
			<b>PIN</b> 112668 (‘07-16)					
			<b>CLIPS</b> 106181 (‘07-16)					

- accessories
- body
- handlebar & grips
- cables & levers
- exhaust
- engine
- fuel & intake
- electrical & ignition
- clutch
- drive
- bearings
- brakes
- steering & suspension
- tires
- tools & shop

# ENGINE



## PISTONS, CONNECTING RODS, SEALS

DIRT BIKE	PISTON KIT	SIZE	PISTON PARTS	CONNECTING ROD PARTS	GASKETS	VALVE TRAIN PARTS I	VALVE TRAIN PARTS II	CRANKSHAFT PARTS
<b>KTM CONTINUED</b>								
KTM 450 SX-F	<b>PISTON KIT</b>	<b>SIZE</b>	<b>RING SET</b>			<b>CAM CHAIN</b>	<b>VALVE</b>	<b>CRANKBEARING &amp; SEAL KIT</b>
2013-2016	113934	94.95	105952			107423	114020	114551
4-Stroke	113935	94.96	105952			('13-15)	('13-16) 2x Exhaust	
Please Note: Nikasil Piston Size	113936	94.97	105952			107420	Titanium	('13-15)
			<b>PIN</b>			('16)	114021	<b>BEARING</b>
-Std. Compression 12.6:1			112668			<b>VALVE SHIM</b>	('13-16) 2x Intake	110917
-Forged Piston			('07-16)			<b>ASSORTMENT</b>	Titanium	('13-15) 2x
-Fuel Injection			<b>CLIPS</b>			111088	<b>VALVE SEAL</b>	<b>OILSEAL SET</b>
			106181			('07-16)	111122	
			('07-16)			114178	('07-16) 4x	
						('07-16)		
KTM 450 EXC Racing	<b>PISTON KIT</b>	<b>SIZE</b>	<b>RING SET</b>	<b>CON. ROD KIT</b>	<b>COMPLETE</b>	<b>CAMSHAFT</b>	<b>VALVE</b>	<b>CRANKBEARING &amp; SEAL KIT</b>
2003-2007	109427	88.95	105949	106122	107607	<b>BEARING</b>	111049	114536
4-Stroke	109428	88.96	105949	('03-07)	('03-07)	110709	('03-07) 2x Exhaust	
Please Note: Nikasil Piston Size	109429	88.97	105949	<b>B/E BEARING</b>	<b>TOP-END</b>	('03-07)	Steel	('03-07)
	HIGH			110688	107820		111050	<b>BEARING</b>
-Std. Compression 11.0:1	<b>COMPRESSION</b>			('03-07)	('03-07)		('03-07) 2x Intake	
-High Compression 12.0:1	109430	88.95	105949				Steel	
-Forged Piston	109431	88.96	105949	<b>CRANKPIN</b>			<b>VALVE SEAL</b>	
			<b>PIN</b>	110349			111122	
			112653	('03-07)			('03-07) 4x	
			<b>CLIPS</b>					
			106183					
			('03-07)					
KTM 450 EXC-R	<b>PISTON KIT</b>	<b>SIZE</b>	<b>RING SET</b>	<b>CON. ROD KIT</b>	<b>COMPLETE</b>	<b>CAM CHAIN</b>	<b>VALVE</b>	<b>CRANKBEARING &amp; SEAL KIT</b>
2008-2011	109443	94.94	105952	106119	112703	107423	111047	114551
4-Stroke	109444	94.95	105952	('08-11)	('08-11)	('08-16)	('08-16) 2x Exhaust	
Please Note: Nikasil Piston Size	109445	94.96	105952	<b>B/E BEARING</b>	<b>TOP-END</b>	<b>VALVE SHIM ASSORTMENT</b>	Steel	('09-16)
			<b>PIN</b>	110687	112702		111048	<b>BEARING</b>
-Std. Compression 11.9:1			112668	('08-13)	('08-13)	111086	('08-13) 2x Intake	110917
-Forged Piston			('08-16)			('08-13)	Titanium	('08-16) 2x
KTM 450 EXC	<b>PISTON KIT</b>	<b>SIZE</b>	<b>RING SET</b>	<b>CON. ROD KIT</b>	<b>COMPLETE</b>	<b>CAM CHAIN</b>	<b>VALVE</b>	<b>CRANKBEARING &amp; SEAL KIT</b>
2012-2016	113931	94.94	105952	113547	112701	107423	111047	114551
4-Stroke	113932	94.95	105952	('12-13)	('12-13)	('08-16)	('08-16) 2x Exhaust	
Please Note: Nikasil Piston Size	113933	94.96	105952	<b>B/E BEARING</b>	<b>TOP-END</b>	<b>VALVE SHIM ASSORTMENT</b>	Steel	('09-16)
			<b>PIN</b>	110687	112702		111048	<b>BEARING</b>
-Std. Compression 11.8:1			112668	('08-13)	('08-13)	111086	('08-13) 2x Intake	110917
-Forged Piston			('08-16)			('08-13)	Titanium	('08-16) 2x
-Fuel Injection			<b>CLIPS</b>	<b>CRANKPIN</b>			114021	
			106181	110347			('14-16) 2x Intake	<b>OILSEAL SET</b>
			('08-16)	('08-13)			Titanium	
							111088	
							('14-16)	
							114178	
							('14-16)	
							<b>VALVE SEAL</b>	
							111122	
							('08-16) 2x Intake	





## PISTONS, CONNECTING RODS, SEALS

DIRT BIKE	PISTON KIT	SIZE	PISTON PARTS	CONNECTING ROD PARTS	GASKETS	VALVE TRAIN PARTS I	VALVE TRAIN PARTS II	CRANKSHAFT PARTS
<b>KTM CONTINUED</b>								
KTM 450 SM-R	<b>PISTON KIT</b>	<b>SIZE</b>	<b>RING SET</b>	<b>CON. ROD KIT</b>	<b>COMPLETE</b>	<b>CAMSHAFT</b>	<b>VALVE</b>	<b>CRANKBEARING &amp; SEAL KIT</b>
2004-2007 4-Stroke	109433 109434	94.94 94.95	105950 105950	106117 (*04-07)	107612 (*04-07)	<b>BEARING</b> 110709	111041 (*04-07) 2x Exhaust Titanium	114536 (*04-07)
Please Note: Nikasil Piston Size	109435 & 109432	94.96 97.00	105950 110245	<b>B/E BEARING</b> 110688	<b>TOP-END</b> 107825	(*04-07)	111042 (*04-07) 2x Intake Titanium	<b>BEARING</b>
Replating or Cylinder Sleaving Required for Over- sizes	<b>HIGH COMPRESSION</b> 109436	94.94	105950	<b>CRANKPIN</b> 110349	(*04-07)		<b>VALVE SEAL</b> 111122	
-Std. Compression 12.0:1 -High Compression 13.0:1 -Forged Piston	109437	94.95	105950	(*04-07)			(*04-14) 4x	
			<b>PIN</b> 112654 (*04-07)					
			<b>CLIPS</b> 106183 (*04-07)					
KTM 450 SM-R	<b>PISTON KIT</b>	<b>SIZE</b>	<b>RING SET</b>	<b>CON. ROD KIT</b>		<b>CAM CHAIN</b>	<b>VALVE</b>	<b>CRANKBEARING &amp; SEAL KIT</b>
2008-2012 4-Stroke	109438 109439	96.94 96.95	105951 105951	106118 (*08-12)		107422 (*08-12)	<b>111045</b> (*08-12) 2x Exhaust Titanium	114561 (*08-12)
Please Note: Nikasil Piston Size	109440	96.96	105951	<b>B/E BEARING</b> 110687		<b>VALVE SHIM ASSORTMENT</b>	111046 (*08-12) 2x Intake Titanium	<b>BEARING</b>
-Std. Compression 12.5:1 -High Compression 13.5:1 -Forged Piston	<b>HIGH COMPRESSION</b> 109441	96.94	105951	(*08-12)		111088 (*08-14)		
	109442	96.95	105951	<b>CRANKPIN</b> 110348 (*08-12)		114178 (*08-14)	<b>VALVE SEAL</b> 111122 (*04-14) 4x	<b>OILSEAL SET</b> 108018 (*08-12)
			<b>PIN</b> 112668 (*08-14)					
			<b>CLIPS</b> 106181 (*08-14)					
KTM 450 SM-R	<b>PISTON KIT</b>	<b>SIZE</b>	<b>RING SET</b>			<b>CAM CHAIN</b>	<b>VALVE</b>	<b>CRANKBEARING &amp; SEAL KIT</b>
2013-2014 4-Stroke	113934 113935	94.95 94.96	105952 105952			107423 (*13-14)	114020 (*13-14) 2x Exhaust Titanium	114551 (*13-14)
Please Note: Nikasil Piston Size	113936	94.97	105952			<b>VALVE SHIM ASSORTMENT</b>	114021 (*13-14) 2x Intake Titanium	<b>BEARING</b>
-Std. Compression 12.6:1 -Forged Piston -Fuel Injection			112668 (*08-14)			111088 (*08-14)		110917 (*13-14) 2x
			<b>CLIPS</b> 106181 (*08-14)			114178 (*08-14)	<b>VALVE SEAL</b> 111122 (*04-14) 4x	<b>OILSEAL SET</b>

- accessories
- body
- handlebar & grips
- cables & levers
- exhaust
- engine
- fuel & intake
- electrical & ignition
- clutch
- drive
- bearings
- brakes
- steering & suspension
- tires
- tools & shop

# ENGINE



## PISTONS, CONNECTING RODS, SEALS

- accessories
- body
- handlebar & grips
- cables & levers
- exhaust
- engine
- fuel & intake
- electrical & ignition
- clutch
- drive
- bearings
- brakes
- steering & suspension
- tires
- tools & shop

DIRT BIKE	PISTON KIT	SIZE	PISTON PARTS	CONNECTING ROD PARTS	GASKETS	VALVE TRAIN PARTS I	VALVE TRAIN PARTS II	CRANKSHAFT PARTS
<b>KTM CONTINUED</b>								
KTM 500 EXC	<b>PISTON KIT</b>	<b>SIZE</b>	<b>RING SET</b>	<b>CON. ROD KIT</b>	<b>COMPLETE</b>	<b>CAM CHAIN</b>	<b>VALVE</b>	<b>CRANKBEARING &amp; SEAL KIT</b>
2012-2016	113952	94.95	105952	113548	112701	107424	111047	114551
4-Stroke	113953	94.96	105952	('12-13)	('12-15)	('12-16)	('12-16) 2x Exhaust	
Please Note: Nikasil Piston Size	113954	94.97	105952	<b>B/E BEARING</b> 110687	<b>TOP-END</b> 112702	<b>VALVE SHIM ASSORTMENT</b>	Steel 111048	('12-16)
-Std. Compression 11.8:1			112668	('12-13)	('12-16)	111086	Titanium	110917
-Forged Piston			('12-16)	<b>CRANKPIN</b>		114176	114021	('12-16) 2x
-Fuel Injection			<b>CLIPS</b> 106181	110347	111088	114178	('14-16) 2x Intake	<b>OILSEAL SET</b>
			('12-16)	('12-13)	111088	114178	Titanium	
						114178	111122	
						('14-16)	('12-16) 2x Intake	
KTM 505 SX-F	<b>PISTON KIT</b>	<b>SIZE</b>	<b>RING SET</b>	<b>CON. ROD KIT</b>	<b>COMPLETE</b>	<b>CAM CHAIN</b>	<b>VALVE</b>	<b>CRANKBEARING &amp; SEAL KIT</b>
2008	109446	99.94	105953	106120	107611	107422	111045	114561
4-Stroke	109447	99.95	105953	('08)	('08)	('08)	('08) 2x Exhaust	
Please Note: Nikasil Piston Size	109480	99.96	105953	<b>B/E BEARING</b> 110687	<b>TOP-END</b> 107824	<b>VALVE SHIM ASSORTMENT</b>	111046	('08)
-Std. Compression 12.5:1	<b>HIGH COMPRESSION</b>			('08)	('08)	111088	Titanium	<b>BEARING</b>
-High Compression 13.5:1	109481	99.94	105953	<b>CRANKPIN</b> 110348		114178	('08) 2x Intake	
-Forged Piston	109482	99.95	105953	110348	111122	114178	Titanium	<b>OILSEAL SET</b>
			<b>PIN</b> 112675	('09)	('08) 4x	114178	111122	108018
			112675			114178	111122	('08)
			<b>CLIPS</b> 106183	110348	111088	114178	111046	
			('08)	('09)	111088	114178	111046	
KTM 505 XC-F	<b>PISTON KIT</b>	<b>SIZE</b>	<b>RING SET</b>	<b>CON. ROD KIT</b>	<b>COMPLETE</b>	<b>CAM CHAIN</b>	<b>VALVE</b>	<b>CRANKBEARING &amp; SEAL KIT</b>
2009	109446	99.94	105953	106120	107611	107422	111045	114561
4-Stroke	109447	99.95	105953	('09)	('09)	('09)	('09) 2x Exhaust	
	109480	99.96	105953	<b>B/E BEARING</b> 110687	<b>TOP-END</b> 107824	<b>VALVE SHIM ASSORTMENT</b>	111046	('09)
-Std. Compression 12.5:1	<b>HIGH COMPRESSION</b>			110687	107824	111088	Titanium	<b>BEARING</b>
-High Compression 13.5:1				('09)	('09)	111088	('09) 2x Intake	
-Forged Piston				<b>CRANKPIN</b> 110348		114178	111046	
	109481	99.94	105953	110348	111122	114178	111046	<b>OILSEAL SET</b>
	109482	99.95	105953	110348	111122	114178	111046	108018
			<b>PIN</b> 112675	('09)	('09) 4x	114178	111046	('09)
			112675			114178	111046	
			<b>CLIPS</b> 106183	110348	111088	114178	111046	
			('09)	('09)	111088	114178	111046	



## PISTONS, CONNECTING RODS, SEALS

DIRT BIKE	PISTON KIT	SIZE	PISTON PARTS	CONNECTING ROD PARTS	GASKETS	VALVE TRAIN PARTS I	VALVE TRAIN PARTS II	CRANKSHAFT PARTS
<b>KTM CONTINUED</b>								
KTM 520 SX - EXC	<b>PISTON KIT</b>	<b>SIZE</b>	<b>RING SET</b>	<b>CON. ROD KIT</b>	<b>COMPLETE</b>	<b>CAMSHAFT</b>	<b>VALVE</b>	<b>CRANKBEARING &amp; SEAL KIT</b>
2000-2002 4-Stroke	109484 109485	94.94 94.95	105950 105950	106122 ( <sup>'00-02</sup> )	107612 ( <sup>'00-02</sup> )	BEARING 110709  ( <sup>'00-02</sup> )	111049 ( <sup>'00-02</sup> ) 2x Exhaust Steel 111050 ( <sup>'00-02</sup> ) 2x Intake Steel	114536  ( <sup>'00-02</sup> )  <b>BEARING</b>
Please Note: Nikasil Piston Size	109486 & 109483	94.96  98.00	105950  110246	<b>B/E BEARING</b> 110688  ( <sup>'00-02</sup> )	<b>TOP-END</b> 107825  ( <sup>'00-02</sup> )			
Replating or Cylinder Sleeving Required for Over-sizes	<b>HIGH COMPRESSION</b> 109487	94.94	105950	<b>CRANKPIN</b> 110349			<b>VALVE SEAL</b> 111122	<b>CRANKSEAL</b>
-Std. Compression 11.0:1 -High Compression 12.5:1 -Forged Piston	109488	94.95	105950 <b>PIN</b> 112654 ( <sup>'00-02</sup> ) <b>CLIPS</b> 106183 ( <sup>'00-02</sup> )	( <sup>'00-02</sup> )			( <sup>'00-02</sup> ) 4x	111306 ( <sup>'00-02</sup> ) 1x  Right
KTM 525 SX - EXC Racing	<b>PISTON KIT</b>	<b>SIZE</b>	<b>RING SET</b>	<b>CON. ROD KIT</b>	<b>COMPLETE</b>	<b>CAMSHAFT</b>	<b>VALVE</b>	<b>CRANKBEARING &amp; SEAL KIT</b>
2003-2007 4-Stroke	109484 109485	94.94 94.95	105950 105950	106122 ( <sup>'03-07</sup> )	107612 ( <sup>'03-07</sup> )	BEARING 110709  ( <sup>'03-07</sup> )	111049 ( <sup>'03-07</sup> ) 2x Exhaust Steel 111050 ( <sup>'03-07</sup> ) 2x Intake Steel	114536  ( <sup>'03-07</sup> )  <b>BEARING</b>
Please Note: Nikasil Piston Size	109486 & 109483	94.96  98.00	105950  110246	<b>B/E BEARING</b> 110688  ( <sup>'03-07</sup> )	<b>TOP-END</b> 107825  ( <sup>'03-07</sup> )			
Replating or Cylinder Sleeving Required for Over-sizes	<b>HIGH COMPRESSION</b> 109487	94.94	105950	<b>CRANKPIN</b> 110349			<b>VALVE SEAL</b> 111122	
-Std. Compression 11.0:1 -High Compression 12.5:1 -Forged Piston	109488	94.95	105950 <b>PIN</b> 112654 ( <sup>'03-07</sup> ) <b>CLIPS</b> 106183 ( <sup>'03-07</sup> )	( <sup>'03-07</sup> )			( <sup>'03-07</sup> ) 4x	
KTM 525 SM-R	<b>PISTON KIT</b>	<b>SIZE</b>	<b>RING SET</b>	<b>CON. ROD KIT</b>	<b>COMPLETE</b>	<b>CAMSHAFT</b>	<b>VALVE</b>	<b>CRANKBEARING &amp; SEAL KIT</b>
2004-2005 4-Stroke	109484 109485	94.94 94.95	105950 105950	106122 ( <sup>'04-05</sup> )	107612 ( <sup>'04-05</sup> )	BEARING 110709  ( <sup>'04-05</sup> )	111041 ( <sup>'04-05</sup> ) 2x Exhaust Titanium 111042 ( <sup>'04-05</sup> ) 2x Intake Titanium	114536  ( <sup>'04-05</sup> )  <b>BEARING</b>
Please Note: Nikasil Piston Size	109486 & 109483	94.96  98.00	105950  110246	<b>B/E BEARING</b> 110688  ( <sup>'04-05</sup> )	<b>TOP-END</b> 107825  ( <sup>'04-05</sup> )			
Replating or Cylinder Sleeving Required for Over-sizes	<b>HIGH COMPRESSION</b> 109487	94.94	105950	<b>CRANKPIN</b> 110349			<b>VALVE SEAL</b> 111122	
-Std. Compression 11.0:1 -High Compression 12.5:1 -Forged Piston	109488	94.95	105950 <b>PIN</b> 112654 ( <sup>'04-05</sup> ) <b>CLIPS</b> 106183	( <sup>'04-05</sup> )			( <sup>'04-05</sup> ) 4x	

- accessories
- body
- handlebar & grips
- cables & levers
- exhaust
- engine**
- fuel & intake
- electrical & ignition
- clutch
- drive
- bearings
- brakes
- steering & suspension
- tires
- tools & shop

# ENGINE



## PISTONS, CONNECTING RODS, SEALS

- accessories
- body
- handlebar & grips
- cables & levers
- exhaust
- engine
- fuel & intake
- electrical & ignition
- clutch
- drive
- bearings
- brakes
- steering & suspension
- tires
- tools & shop

DIRT BIKE	PISTON KIT	SIZE	PISTON PARTS	CONNECTING ROD PARTS	GASKETS	VALVE TRAIN PARTS I	VALVE TRAIN PARTS II	CRANKSHAFT PARTS
<b>KTM CONTINUED</b>								
KTM 530 EXC-R	<b>PISTON KIT</b>	<b>SIZE</b>	<b>RING SET</b>	<b>CON. ROD KIT</b>	<b>COMPLETE</b>	<b>CAM CHAIN</b>	<b>VALVE</b>	<b>CRANKBEARING &amp; SEAL KIT</b>
2008-2011 4-Stroke	109489 109490	94.94 94.95	105952 105952	106123 (‘08-11)	112703 (‘08-11)	107424 (‘08-11)	111047 (‘08-11) 2x Exhaust Steel 111048 (‘08-11) 2x Intake Titanium	114551  (‘09-11) <b>BEARING</b>  110917  (‘08-11) 2x
Please Note: Nikasil Piston Size	109491	94.96	105952  <b>PIN</b>	<b>B/E BEARING</b> 110687  (‘08-11)	<b>TOP-END</b> 112702  (‘08-11)	<b>VALVE SHIM ASSORTMENT</b>  111086  (‘08-11) 114176 (‘08-11)	111048 (‘08-11) 2x Intake Titanium	<b>BEARING</b>   110917  (‘08-11) 2x
-Std. Compression 11.9:1 -Forged Piston			112668  (‘08-11)  <b>CLIPS</b> 106181  (‘08-11)	<b>CRANKPIN</b> 110347 (‘08-11)		111086  (‘08-11) 114176 (‘08-11)	<b>VALVE SEAL</b> 111122 (‘08-11) 2x Intake	<b>OILSEAL SET</b>
KTM 560 SM-R	<b>PISTON KIT</b>	<b>SIZE</b>	<b>RING SET</b>			<b>CAMSHAFT</b>	<b>VALVE</b>	<b>CRANKBEARING &amp; SEAL KIT</b>
2006-2007 4-Stroke	-	100.00	-			<b>BEARING</b> 110709  (‘06-07)	111041 (‘06-07) 2x Exhaust Titanium 111042 (‘06-07) 2x Intake Titanium	114536  (‘06-07)  <b>BEARING</b>
-Forged Piston			106162 (‘06-07)  <b>CLIPS</b> 106186 (‘06-07)				111042 (‘06-07) 2x Intake Titanium	<b>BEARING</b>   VALVE SEAL 111122 (‘06-07) 4x
KTM 620 LC4, Duke	<b>PISTON KIT</b>	<b>SIZE</b>	<b>RING SET</b>	<b>CON. ROD KIT</b>				
1994-1997 4-Stroke	109497 109498	100.94 100.95	110243 110243	106121 (‘94-97)				
Please Note: Nikasil Piston Size	109499	100.96	110243  <b>PIN</b>	<b>B/E BEARING</b> 110692 (‘94-97)				
-Std. Compression 11.7:1 -Forged Piston			112683  (‘94-97)  <b>CLIPS</b> 113982 (‘94-97)	<b>CRANKPIN</b> 106227 (‘94-97)				
KTM 620 SC	<b>PISTON KIT</b>	<b>SIZE</b>	<b>RING SET</b>	<b>CON. ROD KIT</b>				
1998-2001 4-Stroke	109497 109498	100.94 100.95	110243 110243	106121 (‘98-01)				
Please Note: Nikasil Piston Size	109499	100.96	110243  <b>PIN</b>	<b>B/E BEARING</b> 110692 (‘98-01)				
-Std. Compression 11.7:1 -Forged Piston			112683  (‘98-01)  <b>CLIPS</b> 113982 (‘98-01)	<b>CRANKPIN</b> 106227 (‘98-01)				
KTM 625 SXC	<b>PISTON KIT</b>	<b>SIZE</b>	<b>RING SET</b>	<b>CON. ROD KIT</b>				<b>BEARING</b>
2002-2007 4-Stroke	109497 109498	100.94 100.95	110243 110243	106121 (‘02-07)				110802 (‘02-07) Left 113513
Please Note:	109499	100.96	110243					



## PISTONS, CONNECTING RODS, SEALS

DIRT BIKE	PISTON KIT	SIZE	PISTON PARTS	CONNECTING ROD PARTS	GASKETS	VALVE TRAIN PARTS I	VALVE TRAIN PARTS II	CRANKSHAFT PARTS
<b>KTM CONTINUED</b>								
KTM 640 LC4, Duke II 1998-2007 4-Stroke Please Note: Nikasil Piston Size  -Std. Compression 11.7:1 -Forged Piston	<b>PISTON KIT</b>  109497 109498 109499	<b>SIZE</b>  100.94 100.95 100.96	<b>RING SET</b>  110243 110243 110243  <b>PIN</b> 112683  (‘98-07)  <b>CLIPS</b> 113982 (‘98-07)	<b>CON. ROD KIT</b>  106121 (‘98-07)  <b>B/E BEARING</b> 110692 (‘98-07)  <b>CRANKPIN</b> 106227 (‘98-07)				<b>BEARING</b>  110802 (‘98-07) Left 113513 (‘98-07) Right
KTM 690 Enduro 2008-2010 4-Stroke Please Note: Nikasil Piston Size  -Std. Compression 11.8:1 -Forged Piston	<b>PISTON KIT</b>  114215 114216 114217	<b>SIZE</b>  101.94 101.95 101.96	<b>RING SET</b>  114002 114002 114002  <b>PIN</b> 112684  (‘08-10)  <b>CLIPS</b> 106183 (‘08-10)			<b>VALVE SHIM ASSORTMENT</b> 111086  (‘08-10) 114176  (‘08-10)	<b>VALVE SEAL</b> 111122 (‘08-10) 2x Intake 111122 (‘08-10) 2x Exhaust	
KTM 690 Enduro R 2009-2011 4-Stroke Please Note: Nikasil Piston Size  -Std. Compression 11.8:1 -Forged Piston	<b>PISTON KIT</b>  114215 114216 114217	<b>SIZE</b>  101.94 101.95 101.96	<b>RING SET</b>  114002 114002 114002  <b>PIN</b> 112684  (‘09-11)  <b>CLIPS</b> 106183 (‘09-11)			<b>VALVE SHIM ASSORTMENT</b> 111086  (‘09-11) 114176  (‘09-11)	<b>VALVE SEAL</b> 111122 (‘09-11) 2x Intake 111122 (‘09-11) 2x Exhaust	
KTM 690 Supermoto 2007-2009 4-Stroke Please Note: Nikasil Piston Size  -Std. Compression 11.8:1 -Forged Piston	<b>PISTON KIT</b>  114215 114216 114217	<b>SIZE</b>  101.94 101.95 101.96	<b>RING SET</b>  114002 114002 114002  <b>PIN</b> 112684  (‘07-09)  <b>CLIPS</b> 106183 (‘07-09)			<b>VALVE SHIM ASSORTMENT</b> 111086  (‘07-09) 114176  (‘07-09)	<b>VALVE SEAL</b> 111122 (‘07-09) 2x Intake 111122 (‘07-09) 2x Exhaust	

- accessories
- body
- handlebar & grips
- cables & levers
- exhaust
- engine**
- fuel & intake
- electrical & ignition
- clutch
- drive
- bearings
- brakes
- steering & suspension
- tires
- tools & shop

# ENGINE



## PISTONS, CONNECTING RODS, SEALS

- accessories
- body
- handlebar & grips
- cables & levers
- exhaust
- engine
- fuel & intake
- electrical & ignition
- clutch
- drive
- bearings
- brakes
- steering & suspension
- tires
- tools & shop

DIRT BIKE	PISTON KIT	SIZE	PISTON PARTS	CONNECTING ROD PARTS	GASKETS	VALVE TRAIN PARTS I	VALVE TRAIN PARTS II	CRANKSHAFT PARTS
<b>KTM CONTINUED</b>								
KTM 690 SMC 2008-2011 4-Stroke	<b>PISTON KIT</b> 114215 114216	<b>SIZE</b> 101.94 101.95	<b>RING SET</b> 114002 114002			<b>VALVE SHIM ASSORTMENT</b> 111086	<b>VALVE SEAL</b> 111122 (‘08-11) 2x Intake	
Please Note: Nikasil Piston Size	114217	101.96	114002			(‘08-11) 114176	111122 (‘08-11) 2x Exhaust	
-Std. Compression 11.8:1 -Forged Piston			<b>PIN</b> 112684  <b>CLIPS</b> 106183 (‘08-11)			(‘08-11)		
KTM 990 Supermoto 2008-2013 4-Stroke	<b>PISTON KIT</b> 113967 113968	<b>SIZE</b> 100.95 100.96	<b>RING SET</b> 110243 110243			<b>VALVE SHIM ASSORTMENT</b> 111086	<b>VALVE SEAL</b> 111122 (‘08-13) 4x Intake	
Twin Cylinder Please Note: Nikasil Piston Size	113969	100.97	110243			(‘08-13) 114176	111122 (‘08-13) 4x Exhaust	
-Std. Compression 11.5:1 -Forged Piston			<b>PIN</b> 112677 (‘08-13)  <b>CLIPS</b> 113982 (‘08-13)			(‘08-13)		
KTM 990 Supermoto R 2009-2013 4-Stroke	<b>PISTON KIT</b> 113967 113968	<b>SIZE</b> 100.95 100.96	<b>RING SET</b> 110243 110243			<b>VALVE SHIM ASSORTMENT</b> 111086	<b>VALVE SEAL</b> 111122 (‘09-13) 4x Intake	
Twin Cylinder Please Note: Nikasil Piston Size	113969	100.97	110243			(‘09-13) 114176	111122 (‘09-13) 4x Exhaust	
-Std. Compression 11.5:1 -Forged Piston			<b>PIN</b> 112677 (‘09-13)  <b>CLIPS</b> 113982 (‘09-13)			(‘09-13)		
<b>MOTO TM</b>								
MX 125 ‘92-13 EN 125 ‘92-13 2-Stroke	<b>PISTON KIT</b> 113436 113437	<b>SIZE</b> 53.94 53.95	<b>RING SET</b> 105936 105936	<b>S/E BEARING</b> 106798 (‘92-16)				<b>BEARING</b> 110773 (‘99-12) Left 110801 (‘13-14) Left 110720 (‘99-12) Right
Please Note: Nikasil Piston Size	109531 109532	53.96 53.97	105936 105936					
109531-32 Cast Piston 113436-37 Forged Piston			<b>PIN</b>  106139  <b>CLIPS</b> 106173 (‘92-13)				110758  (‘13-14) Right	



## PISTONS, CONNECTING RODS, SEALS

DIRT BIKE	PISTON KIT	SIZE	PISTON PARTS	CONNECTING ROD PARTS	GASKETS	VALVE TRAIN PARTS I	VALVE TRAIN PARTS II	CRANKSHAFT PARTS
<b>MOTO TM CONTINUED</b>								
MX 144 '08-14	<b>PISTON KIT</b>	<b>SIZE</b>	<b>RING SET</b>	<b>S/E BEARING</b>				<b>BEARING</b>
EN 144 '08-14	113433	55.94	114209	106798				110773
2-Stroke	113434	55.95	114209	('08-16)				('08-12) Left
Please Note:	113435	55.96	114209					110801
Nikasil Piston Size								('13-14) Left
								110720
								('08-12) Right
								110758
								('13-14) Right
MX 250 '99-16	<b>PISTON KIT</b>	<b>SIZE</b>	<b>RING SET</b>	<b>S/E BEARING</b>				<b>BEARING</b>
EN 250 '99-16	113448	66.34	-	106788				110776
2-Stroke	113449	66.35	-	('99-16)				('08-12) 2x
Please Note:	113450	66.36	-					110801
Nikasil Piston Size								('15-16) 2x
-Forged Piston								
-Dual Ring Design								
MX 250 F '01-06	<b>PISTON KIT</b>	<b>SIZE</b>	<b>RING SET</b>			<b>CAMCHAIN</b>		<b>BEARING</b>
EN 250 F '01-06	-	77.00	-			114210		110723
4-Stroke						('01-06)		('01-10) 2x
Please Note:								
Nikasil Piston Size								
-Forged Piston								
MX 250 F '07-10	<b>PISTON KIT</b>	<b>SIZE</b>	<b>RING SET</b>			<b>CAMCHAIN</b>		<b>BEARING</b>
EN 250 F '07-10	113887	76.96	113993			114211		110723
4-Stroke	113888	76.97	113993			('07-10)		('01-10) 2x
Please Note:	113889	76.98	113993					
Nikasil Piston Size								
-Forged Piston			<b>PIN</b>					
			112672					
			('07-12)					
			<b>CLIPS</b>					
			110325					
			('07-12)					
MX 250 Fi '10	<b>PISTON KIT</b>	<b>SIZE</b>	<b>RING SET</b>			<b>CAMCHAIN</b>		<b>BEARING</b>
EN 250 Fi '10	-	77.00	-			107373		110801
4-Stroke						('10-12)		('10-14) Right
Please Note:								
Nikasil Piston Size								
-Forged Piston								
-Fuel Injection								
MX 250 Fi '11-12	<b>PISTON KIT</b>	<b>SIZE</b>	<b>RING SET</b>			<b>CAMCHAIN</b>		<b>BEARING</b>
EN 250 Fi '11-12	113890	76.95	105907			107373		110801
4-Stroke	113891	76.96	105907			('10-12)		('10-15) Right
Please Note:	113892	76.97	105907					
Nikasil Piston Size								
-Forged Piston			<b>PIN</b>					
			112672					
			('07-12)					
			<b>CLIPS</b>					
			110325					
			('07-12)					
MX 300 '02-16	<b>PISTON KIT</b>	<b>SIZE</b>	<b>RING SET</b>	<b>S/E BEARING</b>				<b>BEARING</b>
EN 300 '02-16	113442	71.94	-	106788				110776
2-Stroke	113443	71.95	-	('99-16)				('01-14) 2x
Please Note:	113444	71.96	-					110801
Nikasil Piston Size								('15-16) 2x
-Forged Piston								
-Dual Ring Design								

- accessories
- body
- handlebar & grips
- cables & levers
- exhaust
- engine**
- fuel & intake
- electrical & ignition
- clutch
- drive
- bearings
- brakes
- steering & suspension
- tires
- tools & shop

# ENGINE



## PISTONS, CONNECTING RODS, SEALS

DIRT BIKE	PISTON KIT	SIZE	PISTON PARTS	CONNECTING ROD PARTS	GASKETS	VALVE TRAIN PARTS I	VALVE TRAIN PARTS II	CRANKSHAFT PARTS
<b>MOTO TM CONTINUED</b>								
MX 400 F '01-03 EN 400 F '01-03 4-Stroke Please Note : Nikasil Piston Size	PISTON KIT -	SIZE 92.00	RING SET -			CAMCHAIN 107369 ( '01-03)		
MX 450 F '05-08 EN 450 F '05-08 4-Stroke Please Note: Nikasil Piston Size	PISTON KIT 113925 113926 113927	SIZE 94.94 94.95 94.96	RING SET 114000 114000 114000			CAMCHAIN 114212 ( '03-05) 107372 ( '06-12)		BEARING
-Forged Piston			PIN 112668 ( '05-11)  CLIPS 106181 ( '05-11)					
MX 450 F '09-10 MX 450 Fi '11 EN 450 Fi '11 4-Stroke Please Note: Nikasil Piston Size	PISTON KIT 113928 113929 113930	SIZE 94.94 94.95 94.96	RING SET 114000 114000 114000			CAMCHAIN 107372 ( '06-12)		BEARING
-Forged Piston -Fuel Injection from 2011			PIN 112668 ( '05-11)  CLIPS 106181 ( '05-11)					
MX 530 F '03-13 EN 530 F '03-13 4-Stroke Please Note: Nikasil Piston Size	PISTON KIT -	SIZE 98.00	RING SET -			CAMCHAIN 114213 ( '02-06) 107374 ( '07-13)		BEARING
-Forged Piston								
<b>SHERCO</b>								
SE / SM 50 2003-2016 2-Stroke	PISTON KIT 108279 108280 108281 108282	SIZE 40.30 40.50 40.75 41.00	RING SET 109577 109578 109579 109580	S/E BEARING 106823 ( '03-16)				BEARING 110751 ( '03-16) 2x
			PIN 106131 ( '03-16) CLIPS 110318 ( '03-16)					
250 SE / SE-R 2014-2016 2-Stroke Please Note: Nikasil Piston Size	PISTON KIT -	SIZE 66.40	RING SET -	S/E BEARING 106788 ( '14-16)				BEARING 110723 ( '14-16) Right
				B/E BEARING 110677 ( '14-16)				
SE 2.5 i-FR '08-13 250 SE F / SE F-R '14-16 4-Stroke Please Note: Nikasil Piston Size	PISTON KIT -	SIZE 78.00	RING SET -	B/E BEARING 110681 ( '08-16)				BEARING
-Forged Piston - Fuel Injection								





## PISTONS, CONNECTING RODS, SEALS

DIRT BIKE	PISTON KIT	SIZE	PISTON PARTS	CONNECTING ROD PARTS	GASKETS	VALVE TRAIN PARTS I	VALVE TRAIN PARTS II	CRANKSHAFT PARTS
<b>MOTO TM CONTINUED</b>								
300 SE / SE-R 2014-2015 2-Stroke Please Note: Nikasil Piston Size	PISTON KIT -	SIZE 72.00	RING SET -	S/E BEARING 106788 (*14-16)  B/E BEARING 110677 (*14-16)				BEARING 110723 (*14-16) Right
SE 3.0 i-FR '10-13 300 SE F / SE F-R '14-16 4-Stroke	PISTON KIT -	SIZE 84.00	RING SET -	B/E BEARING 110681  (*10-16)				BEARING
SE 4.5 i '04-08 SE 4.5 i-FR '09-13 SM 4.5 i '04-08 4-Stroke Please Note: Nikasil Piston Size -Forged Piston - Fuel Injection	PISTON KIT -	SIZE 94.50 (*04-08) 95.00 (*09-13)	RING SET -					BEARING
450 SE F-R 2015-2016 4-Stroke Please Note: Nikasil Piston Size  -Forged Piston - Fuel Injection	PISTON KIT -	SIZE 95.00	RING SET -					BEARING
SE 5.1 i '07-08 SE 5.1 i-FR '09-13 SM 5.1 i '07-08 4-Stroke Please Note: Nikasil Piston Size	PISTON KIT -	SIZE 95.00	RING SET -					BEARING
<b>SUZUKI</b>								
RM 60  2003 2-Stroke	PISTON KIT 108998 108999	SIZE 42.95 42.96	RING SET 105914 105914  PIN 110292 (*03)  CLIPS 110319 (*03)	CON. ROD KIT 112696 (*03)  S/E BEARING 106810 (*03)  B/E BEARING 110668 (*03)  CRANKPIN 106199 (*03)	COMPLETE 107570 (*03)  TOP-END 111096 (*03)			CRANKBEARING & SEAL KIT 114553 (*03)  BEARING   OILSEAL SET
RM 65  2003-2005 2-Stroke Please Note: Nikasil Piston Size  -Molycoated Skirt	PISTON KIT 108994 108995 108996 108997	SIZE 44.45 44.46 44.47 44.48	RING SET 105913 105913 105913 105913  PIN 110292 (*03-05)  CLIPS 110319 (*03-05)	CON. ROD KIT 112696 (*03-05)  S/E BEARING 106810 (*03-05)  B/E BEARING 110668 (*03-05)  CRANKPIN 106199 (*03-05)	COMPLETE 107568 (*03-05)  TOP-END 107757 (*03-05)			CRANKBEARING & SEAL KIT 114553 (*03-05)  BEARING 110755 (*03-05) 2x  OILSEAL SET 107988 (*03-05)
RM 80 1983-1985 2-Stroke	PISTON KIT -	SIZE 49.00	RING SET -  CLIPS 110321 (*83-01)	S/E BEARING 106804 (*83-01)				BEARING 110715 (*83-88) Left 110717 (*83-85) Right

- accessories
- body
- handlebar & grips
- cables & levers
- exhaust
- engine**
- fuel & intake
- electrical & ignition
- clutch
- drive
- bearings
- brakes
- steering & suspension
- tires
- tools & shop

# ENGINE



## PISTONS, CONNECTING RODS, SEALS

DIRT BIKE	PISTON KIT	SIZE	PISTON PARTS	CONNECTING ROD PARTS	GASKETS	VALVE TRAIN PARTS I	VALVE TRAIN PARTS II	CRANKSHAFT PARTS
<b>SUZUKI CONTINUED</b>								
RM 80	PISTON KIT	SIZE	RING SET	CON. ROD KIT	TOP-END			CRANKBEARING & SEAL KIT
1986-1990 2-Stroke	-	47.00	-	106053 (86-89) 106054 (90-01)  S/E BEARING 106804 (83-01)  B/E BEARING 106825 (86-89) 110667 (90-01)  CRANKPIN 106198 (90-01)	107725 (86-88) 107726 (89) 107727 (90)			BEARING 110715 (83-88) Left 110755 (86-88) Right 110755 (89-01) 2x  OILSEAL SET 107968 (89-98)
RM 80 (79cc)	PISTON KIT	SIZE	RING SET	CON. ROD KIT	COMPLETE			CRANKBEARING & SEAL KIT
1991-2001 2-Stroke	-	46.50	-  CLIPS 110321 (83-01)	106054 (90-01)  S/E BEARING 106804 (83-01)  B/E BEARING 110667 (90-01)  CRANKPIN 106198 (90-01)	107547 (91-01)  TOP-END 107728 (91-01)			BEARING 110755 (89-01) 2x  OILSEAL SET 107968 (89-98) 107974 (99-01)
RM 80 (82cc)	PISTON KIT	SIZE	RING SET	CON. ROD KIT	COMPLETE			CRANKBEARING & SEAL KIT
1991-2001 2-Stroke	108860 108861 108862 108863 108864	47.50 48.00 48.50 49.00 49.50	110113 110114 110116 110117 110118  PIN 106136 (91-01)  CLIPS 110321 (83-01)	106054 (90-01)  S/E BEARING 106804 (83-01)  B/E BEARING 110667 (90-01)  CRANKPIN 106198 (90-01)	107547 (91-01)  TOP-END 107728 (91-01)			BEARING 110755 (89-01) 2x  OILSEAL SET 107968 (89-98) 107974 (99-01)
RM 85	PISTON KIT	SIZE	RING SET	CON. ROD KIT	COMPLETE			CRANKBEARING & SEAL KIT
2002-2016 2-Stroke Please Note: Nikasil Piston Size  -Molycoated Skirt	108865 108866 108867	47.94 47.95 47.96	105901 105901 105901  PIN 106136 (02-16)  CLIPS 110321 (02-16)	106055 (02-16)  S/E BEARING 106804 (02-16)  B/E BEARING 110667 (02-16)  CRANKPIN 106198 (02-16)	107548 (02-15)  TOP-END 107729 (02-16)			BEARING 110755 (02-16) 2x  OILSEAL SET 107974 (02-16)

- accessories
- body
- handlebar & grips
- cables & levers
- exhaust
- engine
- fuel & intake
- electrical & ignition
- clutch
- drive
- bearings
- brakes
- steering & suspension
- tires
- tools & shop



## PISTONS, CONNECTING RODS, SEALS

DIRT BIKE	PISTON KIT	SIZE	PISTON PARTS	CONNECTING ROD PARTS	GASKETS	VALVE TRAIN PARTS I	VALVE TRAIN PARTS II	CRANKSHAFT PARTS
<b>SUZUKI CONTINUED</b>								
RM 100 2003 2-Stroke	PISTON KIT -	SIZE 52.50	RING SET -		TOP-END 107762 (‘03)			
TS 125 ER 1978-1987 2-Stroke	PISTON KIT 108832 108833 108834 108835 108836 108837 108838	SIZE 56.00 56.25 56.50 56.75 57.00 57.25 57.50	RING SET 110080 110081 110082 110083 110084 110085 110086  <b>PIN</b> 110298 (‘78-87)  <b>CLIPS</b> 110322 (‘78-87)	CON. ROD KIT 106048  <b>S/E BEARING</b> 106805				
TS 125 X 1978-1987 2-Stroke	PISTON KIT 108832 108833 108834 108835 108836 108837 108838	SIZE 56.00 56.25 56.50 56.75 57.00 57.25 57.50	RING SET 110080 110081 110082 110083 110084 110085 110086  <b>PIN</b> 110298 (‘78-87) <b>CLIPS</b> 110322 (‘78-87)	CON. ROD KIT 106049  <b>S/E BEARING</b> 106805  <b>B/E BEARING</b> 106828  <b>CRANKPIN</b>				
RM 125 1981-1984 2-Stroke	PISTON KIT -	SIZE 54.00	RING SET -  <b>PIN</b> 106137 (‘81-84)  <b>CLIPS</b> 110321 (‘81-87)	CON. ROD KIT 106048 (‘81) 106058 (‘84-86)  <b>S/E BEARING</b> 106805 (‘80-86)  <b>B/E BEARING</b> 106828 (‘82-96) <b>CRANKPIN</b> 106197 (‘79-80) (‘82-83) 110330 (‘84-11)				<b>BEARING</b> 110719 (‘77-88) Left 110772 (‘77-88) Right
RM 125 1985-1986 2-Stroke	PISTON KIT 108882 108883	SIZE 55.00 55.50	RING SET 110133 -  <b>PIN</b> 106138 (‘85-87)  <b>CLIPS</b> 110321 (‘81-87)	CON. ROD KIT 106058 (‘84-86)  <b>S/E BEARING</b> 106805 (‘80-86) <b>B/E BEARING</b> 106828 (‘82-96) <b>CRANKPIN</b> 110330 (‘84-11)				<b>BEARING</b> 110719 (‘77-88) Left 110772 (‘77-88) Right  <b>OILSEAL SET</b> 107973 (‘86-88)

- accessories
- body
- handlebar & grips
- cables & levers
- exhaust
- engine
- fuel & intake
- electrical & ignition
- clutch
- drive
- bearings
- brakes
- steering & suspension
- tires
- tools & shop

# ENGINE



## PISTONS, CONNECTING RODS, SEALS

DIRT BIKE	PISTON KIT	SIZE	PISTON PARTS	CONNECTING ROD PARTS	GASKETS	VALVE TRAIN PARTS I	VALVE TRAIN PARTS II	CRANKSHAFT PARTS
<b>SUZUKI CONTINUED</b>								
RM 125	<b>PISTON KIT</b>	<b>SIZE</b>	<b>RING SET</b>	<b>CON. ROD KIT</b>	<b>TOP-END</b>			<b>CRANKBEARING &amp; SEAL KIT</b>
1987	108885	54.00	110135	106059	107732			
2-Stroke	108886	54.25	-	('87-96)	('87-88)			
Please Note: 1987 model Con. Rod Kit	108887	54.50	110136					
Requires Extra 106806	108888	54.75	-	<b>S/E BEARING</b>				
Piston Pin Bearing				106806				<b>BEARING</b>
				('87)				110719
			<b>PIN</b>	<b>B/E BEARING</b>				('77-88) Left
			106138	106828				110772
			('85-87)	('82-96)				('77-88) Right
			<b>CLIPS</b>	<b>CRANKPIN</b>				<b>OILSEAL SET</b>
			110321	110330				107973
			('81-87)	('84-11)				('86-88)
RM 125	<b>PISTON KIT</b>	<b>SIZE</b>	<b>RING SET</b>	<b>CON. ROD KIT</b>	<b>TOP-END</b>			<b>CRANKBEARING &amp; SEAL KIT</b>
1988	108890	54.00	110135	106059	107732			
2-Stroke	108891	54.50	110136	('87-96)	('87-88)			
			<b>PIN</b>	<b>S/E BEARING</b>				<b>BEARING</b>
			110301	106807				110719
			('88-11)	('88-11)				('77-88) Left
			<b>CLIPS</b>	<b>B/E BEARING</b>				110772
			106173	106828				('77-88) Right
			('88-11)	('82-96)				<b>OILSEAL SET</b>
				<b>CRANKPIN</b>				107973
				110330				('86-88)
				('84-11)				
RM 125	<b>PISTON KIT</b>	<b>SIZE</b>	<b>RING SET</b>	<b>CON. ROD KIT</b>	<b>TOP-END</b>			<b>CRANKBEARING &amp; SEAL KIT</b>
1989	108895	54.00	110141	106059	107733			
2-Stroke	108896	54.50	110143	('87-96)	('89)			
	108897	54.75	-					
			<b>PIN</b>	<b>S/E BEARING</b>				<b>BEARING</b>
			110301	106807				110773
			('88-11)	('88-11)				('89-11) 2x
			<b>CLIPS</b>	<b>B/E BEARING</b>				<b>OILSEAL SET</b>
			106173	106828				107968
			('88-11)	('82-96)				('89-98)
				<b>CRANKPIN</b>				
				110330				
				('84-11)				
RM 125	<b>PISTON KIT</b>	<b>SIZE</b>	<b>RING SET</b>	<b>CON. ROD KIT</b>	<b>COMPLETE</b>			<b>CRANKBEARING &amp; SEAL KIT</b>
1990-1999	108899	53.94	105902	106059	107550			
2-Stroke	108900	53.95	105902	('87-96)	('92-97)			114563
Please Note:	108901	53.96	105902	106060	107551			('99-11)
Nikasil Piston Size	108902	53.97	105902	('97-98)	('98-00)			
				106061				
-Molycoated Skirt			<b>PIN</b>	('99-03)	<b>TOP-END</b>			<b>BEARING</b>
			110301		107734			110773
			('88-11)	<b>S/E BEARING</b>	('90)			('89-11) 2x
			<b>CLIPS</b>	106807	107735			
			106173	('88-11)	('91)			
			('88-11)	<b>B/E BEARING</b>	107736			<b>OILSEAL SET</b>
				106828	('92-97)			107968
				('82-96)	107737			('89-98)
				110669	('98-03)			107974
				('97-11)				('99-11)



## PISTONS, CONNECTING RODS, SEALS

DIRT BIKE	PISTON KIT	SIZE	PISTON PARTS	CONNECTING ROD PARTS	GASKETS	VALVE TRAIN PARTS I	VALVE TRAIN PARTS II	CRANKSHAFT PARTS
<b>SUZUKI CONTINUED</b>								
RM 125	<b>PISTON KIT</b>	<b>SIZE</b>	<b>RING SET</b>	<b>CON. ROD KIT</b>	<b>COMPLETE</b>			<b>CRANKBEARING &amp; SEAL KIT</b>
2000-2003	108905	53.94	105902	106061	107551			114563
2-Stroke	108906	53.95	105902	('99-03)	('98-00)			('99-11)
Please Note:	108907	53.96	105902		107552			
Nikasil Piston Size	108908	53.97	105902	<b>S/E BEARING</b>	('01-03)			<b>BEARING</b>
-Molycoated Skirt			<b>PIN</b>	106807	<b>TOP-END</b>			110773
			110301	('88-11)	107737			('89-11) 2x
			<b>B/E BEARING</b>	110669	('98-03)			<b>OILSEAL SET</b>
			<b>CLIPS</b>	('97-11)				107974
			106173	<b>CRANKPIN</b>				('99-11)
			('88-11)	110330				
				('84-11)				
RM 125	<b>PISTON KIT</b>	<b>SIZE</b>	<b>RING SET</b>	<b>CON. ROD KIT</b>	<b>COMPLETE</b>			<b>CRANKBEARING &amp; SEAL KIT</b>
2004-2011	108911	53.95	105902	106062	107553			114563
2-Stroke	108912	53.96	105902	('04-11)	('04-11)			('99-11)
Please Note:	108913	53.97	105902					<b>BEARING</b>
Nikasil Piston Size			<b>PIN</b>	106807	<b>TOP-END</b>			110773
Replating or			110301	('88-11)	107738			('89-11) 2x
Cylinder Sleevng			<b>B/E BEARING</b>	110669	('04-11)			<b>OILSEAL SET</b>
Required for Over-			<b>CLIPS</b>	('97-11)				107974
sizes			106173	<b>CRANKPIN</b>				('99-11)
-Molycoated Skirt			('88-11)	110330				
				('84-11)				
TS 185	<b>PISTON KIT</b>	<b>SIZE</b>	<b>RING SET</b>	<b>CON. ROD KIT</b>				
2-Stroke	108849	64.00	110104	106051				
	108850	64.25	110105					
	108851	64.50		<b>S/E BEARING</b>				
	108852	64.75	110107	106791				
	108853	65.00	110108					
			<b>CLIPS</b>	<b>B/E BEARING</b>				
			110326	106828				
TS 250	<b>PISTON KIT</b>	<b>SIZE</b>	<b>RING SET</b>					
2-Stroke	108921	70.25	110157					
	108922	70.50	110158					
	108923	70.75	110159					
	108924	71.00	110160					
			<b>PIN</b>					
			106155					
			<b>CLIPS</b>					
			106176					
RM 250	<b>PISTON KIT</b>	<b>SIZE</b>	<b>RING SET</b>	<b>S/E BEARING</b>				<b>BEARING</b>
1982-1985	108914	70.25	110151	106808				110723
2-Stroke	108918	71.25	-	('77-12)				('82-88) Left
			<b>PIN</b>					110758
			106158					('82-93) Right
			('82-95)					
			<b>CLIPS</b>					
			106177					
			('82-12)					

- accessories
- body
- handlebar & grips
- cables & levers
- exhaust
- engine**
- fuel & intake
- electrical & ignition
- clutch
- drive
- bearings
- brakes
- steering & suspension
- tires
- tools & shop

# ENGINE



## PISTONS, CONNECTING RODS, SEALS

- accessories
- body
- handlebar & grips
- cables & levers
- exhaust
- engine
- fuel & intake
- electrical & ignition
- clutch
- drive
- bearings
- brakes
- steering & suspension
- tires
- tools & shop

DIRT BIKE	PISTON KIT	SIZE	PISTON PARTS	CONNECTING ROD PARTS	GASKETS	VALVE TRAIN PARTS I	VALVE TRAIN PARTS II	CRANKSHAFT PARTS
<b>SUZUKI CONTINUED</b>								
RM 250 1986 2-Stroke	PISTON KIT -	SIZE 67.00	RING SET  <b>PIN</b> 106158 ('82-95)  <b>CLIPS</b> 106177 ('82-12)	S/E BEARING 106808 ('77-12)				CRANKBEARING & SEAL KIT  <b>BEARING</b> 110723 ('82-88) Left 110758 ('82-93) Right  <b>OILSEAL SET</b> 107976 ('86-93)
RM 250 1987-1988 2-Stroke	PISTON KIT -	SIZE 67.00	RING SET  <b>PIN</b> 106158 ('82-95)  <b>CLIPS</b> 106177 ('82-12)	S/E BEARING 106808 ('77-12)	TOP-END 107739 ('87-88)			CRANKBEARING & SEAL KIT  <b>BEARING</b> 110723 ('82-88) Left  <b>OILSEAL SET</b> 107976 ('86-93)
RM 250 1989-1995 2-Stroke Please Note: Nikasil Piston Size	PISTON KIT 108927 108928 108929 108930	SIZE 66.94 66.95 66.96 66.97	RING SET 105903 105903 105903 105903  <b>PIN</b> 106158 ('82-95)  <b>CLIPS</b> 106177 ('82-12)	CON. ROD KIT 106063 ('89-95)  <b>S/E BEARING</b> 106808 ('77-12)  <b>B/E BEARING</b> 110674 ('89-12)  <b>CLIPS</b> 106177 ('82-12)  <b>CRANKPIN</b> 106208 ('89-02)	COMPLETE 107554 ('92-93) 107555 ('94-95)  <b>TOP-END</b> 107739 ('87-88) 107740 ('89-90) 107741 ('91-95)			CRANKBEARING & SEAL KIT  <b>BEARING</b> 110758 ('89-93) 2x 110775 ('94-04) 2x  <b>OILSEAL SET</b> 107976 ('86-93) 107977 ('94-95)
RM 250 1996-1997 2-Stroke Please Note: Nikasil Piston Size  -Molycoated Skirt	PISTON KIT 108420 108421 108422 108423 108424	SIZE 66.34 66.35 66.36 66.37 66.38	RING SET 105877 105877 105877 105877 105877  <b>PIN</b> 106156 ('96-98)  <b>CLIPS</b> 106177 ('82-12)	CON. ROD KIT 106064 ('96-02)  <b>S/E BEARING</b> 106808 ('77-12)  <b>B/E BEARING</b> 110674 ('89-12)  <b>CRANKPIN</b> 106208 ('89-02)	COMPLETE 107556 ('96-98)  <b>TOP-END</b> 107742 ('96-98)			CRANKBEARING & SEAL KIT  <b>BEARING</b> 110775 ('94-04) 2x  <b>OILSEAL SET</b> 107978 ('96-99)



## PISTONS, CONNECTING RODS, SEALS

DIRT BIKE	PISTON KIT	SIZE	PISTON PARTS	CONNECTING ROD PARTS	GASKETS	VALVE TRAIN PARTS I	VALVE TRAIN PARTS II	CRANKSHAFT PARTS
<b>SUZUKI CONTINUED</b>								
RM 250	<b>PISTON KIT</b>	<b>SIZE</b>	<b>RING SET</b>	<b>CON. ROD KIT</b>	<b>COMPLETE</b>			<b>CRANKBEARING &amp; SEAL KIT</b>
1998	108426	66.34	105877	106064	107556			<b>BEARING</b> 110775 (‘94-04) 2x
2-Stroke	108427	66.35	105877	(‘96-02)	(‘96-98)			
Please Note:	108428	66.36	105877					<b>OILSEAL SET</b> 107978 (‘96-99)
Nikasil Piston Size	108429	66.37	105877	<b>S/E BEARING</b> 106808 (‘77-12)	<b>TOP-END</b> 107742 (‘96-98)			
-Molycoated Skirt			<b>PIN</b> 106156 (‘96-98)	<b>B/E BEARING</b> 110674 (‘89-12)				
			<b>CLIPS</b> 106177 (‘82-12)	<b>CRANKPIN</b> 106208 (‘89-02)				
RM 250	<b>PISTON KIT</b>	<b>SIZE</b>	<b>RING SET</b>	<b>CON. ROD KIT</b>	<b>COMPLETE</b>			<b>CRANKBEARING &amp; SEAL KIT</b>
1999	108944	66.37	105905	106064	107557			<b>BEARING</b> 110775 (‘94-04) 2x
2-Stroke			<b>PIN</b> 106158 (‘99-02)	(‘96-02)	(‘99-00)			
Please Note:			<b>CLIPS</b> 106177 (‘82-12)	<b>S/E BEARING</b> 106808 (‘77-12)	<b>TOP-END</b> 107743 (‘99-00)			<b>OILSEAL SET</b> 107978 (‘96-99)
Nikasil Piston Size				<b>B/E BEARING</b> 110674 (‘89-12)				
				<b>CRANKPIN</b> 106208 (‘89-02)				
RM 250	<b>PISTON KIT</b>	<b>SIZE</b>	<b>RING SET</b>	<b>CON. ROD KIT</b>	<b>COMPLETE</b>			<b>CRANKBEARING &amp; SEAL KIT</b>
2000-2002	108947	66.34	105905	106064	107557			<b>BEARING</b> 110775 (‘94-04) 2x
2-Stroke	108948	66.35	105905	(‘96-02)	(‘99-00)			
Please Note:	108949	66.36	105905					<b>OILSEAL SET</b> 107979 (‘00-02)
Nikasil Piston Size			<b>PIN</b> 106158 (‘99-02)	<b>S/E BEARING</b> 106808 (‘77-12)	<b>TOP-END</b> 107558 (‘01) 107559 (‘02)			
-Molycoated Skirt			<b>CLIPS</b> 106177 (‘82-12)	<b>B/E BEARING</b> 110674 (‘89-12)	<b>TOP-END</b> 107743 (‘99-00) 107744 (‘01) 107745 (‘02)			
				<b>CRANKPIN</b> 106208 (‘89-02)				
RM 250	<b>PISTON KIT</b>	<b>SIZE</b>	<b>RING SET</b>	<b>CON. ROD KIT</b>	<b>COMPLETE</b>			<b>CRANKBEARING &amp; SEAL KIT</b>
2003-2012	112644	66.35	105890	106065	107560			<b>BEARING</b> 110775 (‘94-04) 2x
Please Note:	108711	66.36	105890	(‘03-12)	(‘03-05)			
Nikasil Piston Size	108712	66.37	105890					<b>OILSEAL SET</b> 107980 (‘03-04) 107981 (‘05-12)
-Molycoated Skirt	112643	66.38	105890	<b>S/E BEARING</b> 106808 (‘77-12)	<b>TOP-END</b> 107746 (‘03-05) 107747 (‘06-12)			
			<b>PIN</b> 110308 (‘03-12)	<b>B/E BEARING</b> 110674 (‘89-12)				
			<b>CLIPS</b> 106177 (‘82-12)	<b>CRANKPIN</b> 110334 (‘03-12)				

- accessories
- body
- handlebar & grips
- cables & levers
- exhaust
- engine
- fuel & intake
- electrical & ignition
- clutch
- drive
- bearings
- brakes
- steering & suspension
- tires
- tools & shop

# ENGINE



## PISTONS, CONNECTING RODS, SEALS

DIRT BIKE	PISTON KIT	SIZE	PISTON PARTS	CONNECTING ROD PARTS	GASKETS	VALVE TRAIN PARTS I	VALVE TRAIN PARTS II	CRANKSHAFT PARTS
<b>SUZUKI CONTINUED</b>								
RMX 250	<b>PISTON KIT</b>	<b>SIZE</b>	<b>RING SET</b>	<b>CON. ROD KIT</b>	<b>TOP-END</b>			
1989-2000	108931	66.94	105903	106063	107749			
2-Stroke	108932	66.95	105903	('89-00)	('89-94)			
Please Note: Nikasil Piston Size	108933	66.96	105903	<b>S/E BEARING</b> 106808 ('89-00)	107750 ('95-00)			
			<b>PIN</b> 106158 ('89-00)	<b>B/E BEARING</b> 110674 ('89-00)				
			<b>CLIPS</b> 106177 ('89-00)	<b>CRANKPIN</b> 106208 ('89-00)				
RM-Z 250	<b>PISTON KIT</b>	<b>SIZE</b>	<b>RING SET</b>	<b>CON. ROD KIT</b>	<b>COMPLETE</b>	<b>CAM CHAIN</b>	<b>VALVE</b>	<b>CRANKSHAFT</b>
2004-2006	109264	76.96	105927	106084	107583	107377	111000	106260
4-Stroke	113866	76.97	105927	('04-15)	('04-06)	('04-16)	('04-06) 2x Exhaust Titanium	('04-06)
Please Note: Nikasil Piston Size	113867	76.98	105927	<b>B/E BEARING</b>	<b>TOP-END</b>	<b>VALVE SHIM</b>	111001	<b>CRANKBEAR- ING &amp; SEAL KIT</b>
			<b>PIN</b>	110681	107775	ASSORTMENT	('04-06) 2x Intake Titanium	114556
-Std. Compression 12.6:1			106143	('04-16)	('04-06)	111087		
-Forged Piston			('04-06)	<b>CRANKPIN</b>		('04-16)		('04-06)
			<b>CLIPS</b> 110325 ('04-16)	106220 ('04-15)		('04-16)	<b>OVERSIZE VALVE</b> + 1.00 MM. 110998 ('04-06) Exhaust 110998 ('04-06) Intake	<b>BEARING</b> 110728 ('04-06) 2x
							TI-STEEL CONVERSION SET 114024 ('04-06) Exhaust 114029 ('04-06) Intake	<b>OILSEAL</b> 111268 ('04-06) 1x
							VALVE SEAL 111117 ('04-06) 2x Intake 111117 ('04-06) 2x Exhaust	





## PISTONS, CONNECTING RODS, SEALS

DIRT BIKE	PISTON KIT	SIZE	PISTON PARTS	CONNECTING ROD PARTS	GASKETS	VALVE TRAIN PARTS I	VALVE TRAIN PARTS II	CRANKSHAFT PARTS
<b>SUZUKI CONTINUED</b>								
RM-Z 250	PISTON KIT	SIZE	RING SET	CON. ROD KIT	COMPLETE	CAM CHAIN	VALVE	CRANKBEARING & SEAL KIT
2007-2009 4-Stroke	108955 113853	76.96 76.97	105906 105906	106084 (‘04-15)	107562 (‘07-09)	107377 (‘04-16)	110983 (‘07-16) 2x Exhaust Titanium 110984 (‘07-09) 2x Intake Titanium	114566  (‘07-09)  <b>BEARING</b>
Please Note: Nikasil Piston Size	113854	76.98	105906	<b>B/E BEARING</b> 110681	<b>TOP-END</b> 107751	<b>VALVE SHIM ASSORTMENT</b>	(‘07-09) 2x Intake Titanium	<b>BEARING</b>  110783
-Std. Compression 13.4:1 -Forged Piston			110325  (‘04-16)	(‘04-16)	(‘07-09)	111087  (‘04-16) 114177  (‘04-16)	<b>OVERSIZE VALVE</b> + 1.00 MM. 110981 (‘07-16) Exhaust TI-STEEL CONVERSION SET 114023 (‘07-16) Exhaust 114028 (‘07-15) Intake VALVE SEAL 111114 (‘07-16) 2x Intake 111114 (‘07-16) 2x Exhaust	(‘07-09) 2x  <b>OILSEAL</b> 111259 (‘07-09) 1x
RM-Z 250	PISTON KIT	SIZE	RING SET	CON. ROD KIT	COMPLETE	CAM CHAIN	VALVE	CRANKBEARING & SEAL KIT
2010-2016 4-Stroke	108958 108960	76.96 76.97	105907 105907	106084 (‘04-15)	113048 (‘10-15)	107377 (‘04-16)	110983 (‘07-16) 2x Exhaust Titanium 110985 (‘10-15) 2x Intake Titanium	114567  (‘10-16)  <b>BEARING</b>
Please Note: Nikasil Piston Size	108960	76.98	105907	<b>B/E BEARING</b> 110681	<b>TOP-END</b> 114186	<b>VALVE SHIM ASSORTMENT</b>	(‘07-16) 2x Intake Titanium	<b>BEARING</b>  110784
-Std. Compression 13.4:1 -Forged Piston -Fuel Injection			112672  (‘10-16)	(‘04-16)	(‘10-16)	111087  (‘04-16) 114177  (‘04-16)	<b>OVERSIZE VALVE</b> + 1.00 MM. 110981 (‘07-16) Exhaust TI-STEEL CONVERSION SET 114023 (‘07-16) Exhaust 114028 (‘07-15) Intake VALVE SEAL 111114 (‘07-16) 2x Intake 111114 (‘07-16) 2x Exhaust	(‘10-16) 2x  <b>OILSEAL SET</b> 107982 (‘10-16)
			<b>CLIPS</b> 110325 (‘04-16)	<b>CRANKPIN</b>  106220 (‘04-15)				

- accessories
- body
- handlebar & grips
- cables & levers
- exhaust
- engine**
- fuel & intake
- electrical & ignition
- clutch
- drive
- bearings
- brakes
- steering & suspension
- tires
- tools & shop

# ENGINE



## PISTONS, CONNECTING RODS, SEALS

DIRT BIKE	PISTON KIT	SIZE	PISTON PARTS	CONNECTING ROD PARTS	GASKETS	VALVE TRAIN PARTS I	VALVE TRAIN PARTS II	CRANKSHAFT PARTS
<b>SUZUKI CONTINUED</b>								
DR 350	PISTON KIT	SIZE	RING SET		TOP-END	CAM CHAIN	VALVE SEAL	CRANKBEARING & SEAL KIT
1990-1999 4-Stroke	-	79.00	-		114188 ( '90-99)	113514 ( '90-99)	111115 ( '90-99) 2x Intake 111115 ( '90-99) 2x Exhaust	<b>BEARING</b> 110731 ( '90-99) Left 110762 ( '90-99) Right
-Std. Compression 9.5:1								
DR-Z 400	PISTON KIT	SIZE	RING SET	CON. ROD KIT	COMPLETE	CAM CHAIN	VALVE	CRANKBEARING & SEAL KIT
2000-2016 4-Stroke	113862 113863	89.96 89.97	105909 105909	106067 ( '00-16)	107565 ( '00-16)	107393 ( '00-16)	110986 ( '00-16) 2x Exhaust Steel 110987 ( '00-16) 2x Intake Steel	<b>BEARING</b> 110765 ( '00-16) 2x
Please Note: Nikasil Piston Size	113864	89.98	105909	<b>B/E BEARING</b> 110688 ( '00-16)	<b>TOP-END</b> 107754 ( '00-16)	<b>VALVE SHIM ASSORTMENT</b> 111089 ( '00-16)		
-Std. Compression 12.2:1	<b>COMPRESSION</b>							
-High Compression 13.5:1	108970	89.96	105909			114179 ( '00-16)	<b>VALVE SEAL</b> 111115 ( '00-16) 2x Intake 111115 ( '00-16) 2x Exhaust	
-Forged Piston	108971	89.97	105909	<b>CLIPS</b> 106183 ( '00-16)				
RM-Z 450	PISTON KIT	SIZE	RING SET	CON. ROD KIT	COMPLETE	CAM CHAIN	VALVE	CRANKSHAFT
2005-2007 4-Stroke	108983 108984	95.47 95.48	105910 105910	106068 ( '05-07)	107563 ( '05-07)	107394 ( '05-16)	110988 ( '05-06) 2x Exhaust Titanium 110992	106257 ( '05-07)
Please Note: Nikasil Piston Size	108985 & 108972	95.49  97.50	105910  110169	<b>B/E BEARING</b> 110686 ( '05-16)	<b>TOP-END</b> 107752 ( '05-07)	<b>VALVE SHIM ASSORTMENT</b> 111089 ( '04-16) 114179 ( '04-16)	110989 ( '05-06) 2x Intake Titanium 110993 ( '07) 2x Intake Titanium	<b>CRANKBEARING &amp; SEAL KIT</b> 114568 ( '05-07)
Replating or Cylinder Sleeving	<b>HIGH COMPRESSION</b>			CRANKPIN				
Required for Over-sizes	108986 108987	95.47 95.48	105910 105910	112945 ( '05-16)				<b>BEARING</b> 110794 ( '05-07) 2x
-Std. Compression 12.0:1								
-High Compression 13.0:1			PIN					
-Forged Piston			112668 ( '05-16)				<b>TI-STEEL CONVERSION SET</b> 111057 ( '05-06) Exhaust 111075 ( '05-06) Intake 111077 ( '07) Intake <b>VALVE SEAL</b> 111115 ( '05-06) 2x Intake 111115	<b>OILSEAL</b> 111259 ( '05-07) 1x  <b>VALVE SEAL</b> ( '05-06) 2x Exhaust 111116 ( '07-16) 2x Intake 111116 ( '07-16) 2x Exhaust
			CLIPS 106181 ( '05-16)					



## PISTONS, CONNECTING RODS, SEALS

DIRT BIKE	PISTON KIT	SIZE	PISTON PARTS	CONNECTING ROD PARTS	GASKETS	VALVE TRAIN PARTS I	VALVE TRAIN PARTS II	CRANKSHAFT PARTS
<b>SUZUKI CONTINUED</b>								
RM-Z 450	<b>PISTON KIT</b>	<b>SIZE</b>	<b>RING SET</b>	<b>CON. ROD KIT</b>	<b>COMPLETE</b>	<b>CAM CHAIN</b>	<b>VALVE</b>	<b>CRANKBEARING &amp; SEAL KIT</b>
2008-2012 4-Stroke	108978 108979	95.96 95.97	105912 105912	106069 (‘08-12)	113049 (‘08-15)	107394 (‘05-16)	110994 (‘08-16) 2x Exhaust Titanium 110995 (‘08-16) 2x Intake Titanium	114569  (‘08-16)  <b>BEARING</b>  110794
Please Note: Nikasil Piston Size	108980  HIGH	95.98	105912	<b>B/E BEARING</b> 110686	<b>TOP-END</b> 114191	<b>VALVE SHIM ASSORTMENT</b>		
-Std. Compression 12.2:1	<b>COMPRESSION</b>			(‘05-16)	(‘08-16)	111089		
-Forged Piston	108981	95.96	105912	<b>CRANKPIN</b>		(‘04-16)		(‘05-16) Right
-Fuel Injection	108982	95.97	105912	112945		114179 (‘04-16)	<b>TI-STEEL CONVERSION SET</b>	110785 (‘08-16) Left
			<b>PIN</b> 112668	(‘05-16)			111060 (‘08-16) Exhaust 111078 (‘08-16) Intake	<b>OILSEAL SET</b>  107985 (‘08-16)
			<b>CLIPS</b> 106181 (‘05-16)				<b>VALVE SEAL</b> 111116 (‘07-16) 2x Intake 111116 (‘07-16) 2x Exhaust	
RM-Z 450	<b>PISTON KIT</b>	<b>SIZE</b>	<b>RING SET</b>	<b>CON. ROD KIT</b>	<b>COMPLETE</b>	<b>CAM CHAIN</b>	<b>VALVE</b>	<b>CRANKBEARING &amp; SEAL KIT</b>
2013-2016 4-Stroke	113859 113860	95.96 95.97	105912 105912	106068 (‘13-16)	113049 (‘08-15)	107394 (‘05-16)	110994 (‘08-16) 2x Exhaust Titanium 110995 (‘08-16) 2x Intake Titanium	114569  (‘08-16)  <b>BEARING</b>  110794
Please Note: Nikasil Piston Size	113861	95.98	105912	<b>B/E BEARING</b> 110686	<b>TOP-END</b> 114191	<b>VALVE SHIM ASSORTMENT</b>		
-Std. Compression 12.5:1			112668	(‘05-16)	(‘08-16)	111089		
-Forged Piston			(‘05-16)	<b>CRANKPIN</b>		(‘04-16)		(‘05-16) Right
-Fuel Injection			<b>CLIPS</b> 106181 (‘05-16)	112945	(‘05-16)	114179 (‘04-16)	<b>TI-STEEL CONVERSION SET</b>	110785 (‘08-16) Left
							111060 (‘08-16) Exhaust 111078 (‘08-16) Intake	<b>OILSEAL SET</b>  107985 (‘08-16)
							<b>VALVE SEAL</b> 111116 (‘07-16) 2x Intake 111116 (‘07-16) 2x Exhaust	

- accessories
- body
- handlebar & grips
- cables & levers
- exhaust
- engine
- fuel & intake
- electrical & ignition
- clutch
- drive
- bearings
- brakes
- steering & suspension
- tires
- tools & shop

# ENGINE



## PISTONS, CONNECTING RODS, SEALS

DIRT BIKE	PISTON KIT	SIZE	PISTON PARTS	CONNECTING ROD PARTS	GASKETS	VALVE TRAIN PARTS I	VALVE TRAIN PARTS II	CRANKSHAFT PARTS
<b>SUZUKI CONTINUED</b>								
RMX 450 Z	<b>PISTON KIT</b>	<b>SIZE</b>	<b>RING SET</b>	<b>CON. ROD KIT</b>	<b>COMPLETE</b>	<b>CAM CHAIN</b>	<b>VALVE</b>	<b>CRANKBEARING &amp; SEAL KIT</b>
2010-2016	108978	95.96	105912	106069	113049	107394	110994	114569
4-Stroke	108979	95.97	105912	('10-16)	('10-11)	('10-16)	('10-16) 2x Exhaust Titanium	('10-16)
Please Note: Nikasil Piston Size	108980	95.98	105912	<b>B/E BEARING</b> 110686	<b>TOP-END</b> 114191	<b>VALVE SHIM ASSORTMENT</b>	110995 ('10-16) 2x Intake Titanium	<b>BEARING</b> 110785
-Std. Compression 12.2:1	<b>COMPRESSION</b>			('10-16)	('10-16)	111089	Titanium	110785
-High Compression 13.2:1	108981	95.96	105912			('10-16)		('10-16) Left
-Forged Piston	108982	95.97	105912	<b>CRANKPIN</b> 112945		114179	<b>TI-STEEL CONVERSION SET</b> 111060 ('10-16) Exhaust	110794 ('10-16) Right
-Fuel Injection			<b>PIN</b> 112668	('10-16)			111078 ('10-16) Intake	<b>OILSEAL SET</b> 107985 ('10-16)
			<b>CLIPS</b> 106181 ('10-16)				<b>VALVE SEAL</b> 111116 ('10-16) 2x Intake 111116 ('10-16) 2x Exhaust	
<b>YAMAHA</b>								
PW 50	<b>PISTON KIT</b>	<b>SIZE</b>	<b>RING SET</b>	<b>S/E BEARING</b>	<b>TOP-END</b>			<b>CRANKBEARING &amp; SEAL KIT</b>
1981-2016	108537	40.00	109718	106780	107661			114570 ('81-16)
2-Stroke	108538	40.25	109719	('81-16)	('90-16)			<b>BEARING</b> 110713 ('81-16)
	108539	40.50	109720					<b>OILSEAL SET</b> 113394 ('81-16)
	108540	40.75	109721	<b>PIN</b> 106130 ('81-16)				
	108541	41.00	109722	<b>CLIPS</b> 110317 ('81-16)				
	108543	41.50	109724					
	108545	42.00	109726					
PW 80	<b>PISTON KIT</b>	<b>SIZE</b>	<b>RING SET</b>	<b>CON. ROD KIT</b>	<b>TOP-END</b>			<b>CRANKBEARING &amp; SEAL KIT</b>
1983-2006	108555	47.00	109727	106001	107662			110719 ('83-06) 2x
2-Stroke	108556	47.50	109729	('83-06)	('83-06)			<b>BEARING</b> 110719 ('83-06) 2x
	108557	48.00	109730	<b>S/E BEARING</b> 106790 ('83-06)				<b>OILSEAL SET</b> 113472 ('83-06)
			<b>PIN</b> 106133 ('83-06)	<b>CRANKPIN</b> 106199 ('83-06)				
			<b>CLIPS</b> 110320 ('83-06)					



## PISTONS, CONNECTING RODS, SEALS

DIRT BIKE	PISTON KIT	SIZE	PISTON PARTS	CONNECTING ROD PARTS	GASKETS	VALVE TRAIN PARTS I	VALVE TRAIN PARTS II	CRANKSHAFT PARTS
<b>YAMAHA CONTINUED</b>								
YZ 80 1982-1987 2-Stroke	PISTON KIT -	SIZE 47.00	RING SET -  <b>PIN</b> 110293 ('82-87)  <b>CLIPS</b> 110318 ('82-87)	CON. ROD KIT 106010 ('84-85)  <b>S/E BEARING</b> 106795 ('82-92)  <b>B/E BEARING</b> 106825 ('82-92)  <b>CRANKPIN</b> 110328 ('82-83) ('86-92)	COMPLETE 107518 ('86-92)  <b>TOP-END</b> 107665 ('86-92)			<b>CRANKBEARING &amp; SEAL KIT</b>   <b>BEARING</b> 110715 ('80-92) 2x  <b>OILSEAL SET</b> 107946 ('82-01)
YZ 80 (79cc) 1993-2001 2-Stroke Please Note: Nikasil Piston Size  -Molycoated Skirt	PISTON KIT 113398 108594 108595 108596	SIZE 45.93 45.94 45.95 45.96	RING SET 105884 105884 105884 105884  <b>PIN</b> 106135 ('93-01)  <b>CLIPS</b> 110321 ('93-01)	CON. ROD KIT 106011 ('93-01)  <b>S/E BEARING</b> 106783 ('93-01)  <b>B/E BEARING</b> 110667 ('93-01)	COMPLETE 107519 ('93-01)  <b>TOP-END</b> 107666 ('93-01)			<b>CRANKBEARING &amp; SEAL KIT</b> 114571 ('93-01)  <b>BEARING</b> 110715 ('80-01) Left 110755 ('93-01) Right  <b>OILSEAL SET</b> 107946 ('82-01)
YZ 80 (82cc) 1993-2001 2-Stroke Please Note: Nikasil Piston Size  -Molycoated Skirt	PISTON KIT 108597 108598 108599	SIZE 46.94 46.95 46.96	RING SET 109767 109767 109767  <b>PIN</b> 106135 ('93-01)  <b>CLIPS</b> 110321 ('93-01)	CON. ROD KIT 106011 ('93-01)  <b>S/E BEARING</b> 106783 ('93-01)  <b>B/E BEARING</b> 110667 ('93-01)	COMPLETE 107519 ('93-01)  <b>TOP-END</b> 107666 ('93-01)			<b>CRANKBEARING &amp; SEAL KIT</b> 114571 ('93-01)  <b>BEARING</b> 110715 ('80-01) Left 110755 ('93-01) Right  <b>OILSEAL SET</b> 107946 ('82-01)
YZ 85 2002-2016 2-Stroke Please Note: Nikasil Piston Size  -Molycoated Skirt	PISTON KIT 111707 111708 111709	SIZE 47.44 47.45 47.46	RING SET 105886 105886 105886  <b>PIN</b> 106135 ('02-16)  <b>CLIPS</b> 110321 ('02-16)	CON. ROD KIT 106011 ('02-16)  <b>S/E BEARING</b> 106783 ('02-16)  <b>B/E BEARING</b> 110667 ('02-16)	COMPLETE 107520 ('02-16)  <b>TOP-END</b> 107680 ('02-16)			<b>CRANKBEARING &amp; SEAL KIT</b> 114571 ('02-16)  <b>BEARING</b> 110715 ('02-16) Left 110755 ('02-16) Right  <b>OILSEAL SET</b> 107946 ('02-16)
TT-R 125 2001-2016 4-Stroke	PISTON KIT -	SIZE 54.00	RING SET -		<b>TOP-END</b> 107682 ('01-16)		<b>VALVE</b> 110950 ('01-07) 1x Exhaust Steel 110951 ('01-07) 1x Intake Steel	

- accessories
- body
- handlebar & grips
- cables & levers
- exhaust
- engine
- fuel & intake
- electrical & ignition
- clutch
- drive
- bearings
- brakes
- steering & suspension
- tires
- tools & shop

# ENGINE



## PISTONS, CONNECTING RODS, SEALS

- accessories
- body
- handlebar & grips
- cables & levers
- exhaust
- engine
- fuel & intake
- electrical & ignition
- clutch
- drive
- bearings
- brakes
- steering & suspension
- tires
- tools & shop

DIRT BIKE	PISTON KIT	SIZE	PISTON PARTS	CONNECTING ROD PARTS	GASKETS	VALVE TRAIN PARTS I	VALVE TRAIN PARTS II	CRANKSHAFT PARTS
<b>YAMAHA CONTINUED</b>								
YZ 125 1979-1980 2-Stroke	-	56.00	-  <b>PIN</b> 106144 ('79-93) <b>CLIPS</b> 110325 ('79-96)	106017 ('74-79)				<b>CRANKBEARING &amp; SEAL KIT</b> 114572 ('80-85)  <b>BEARING</b> 110719 ('77-85) Left 110755 ('77-85) Right  <b>OILSEAL SET</b> 107947 ('77-79) 107948 ('80-85)
YZ 125 1981-1982 2-Stroke	-	56.00	-  <b>PIN</b> 106144 ('79-93)  <b>CLIPS</b> 110325 ('79-96)	<b>S/E BEARING</b> 106796 ('80-96)  <b>B/E BEARING</b> 106830 ('80-85)  <b>CRANKPIN</b> 106205 ('80-85)				<b>CRANKBEARING &amp; SEAL KIT</b> 114572 ('80-85)  <b>BEARING</b> 110719 ('77-85) Left  <b>OILSEAL SET</b> 107948 ('80-85)
YZ 125 1983 2-Stroke	108610	56.25	109773  <b>PIN</b> 106144 ('79-93)  <b>CLIPS</b> 110325 ('79-96)	<b>S/E BEARING</b> 106796 ('80-96)  <b>B/E BEARING</b> 106830 ('80-85)  <b>CRANKPIN</b> 106205 ('80-85)				<b>CRANKBEARING &amp; SEAL KIT</b> 114572 ('80-85)  <b>BEARING</b> 110719 ('77-85) Left  <b>OILSEAL SET</b> 107948 ('80-85)
YZ 125 1984 2-Stroke	108603 108604 108605 108608	56.25 56.50 56.75 57.75	109773 - - -  <b>PIN</b> 106144 ('79-93)  <b>CLIPS</b> 110325 ('79-96)	<b>S/E BEARING</b> 106796 ('80-96)  <b>B/E BEARING</b> 106830 ('80-85)  <b>CRANKPIN</b> 106205 ('80-85)				<b>CRANKBEARING &amp; SEAL KIT</b> 114572 ('80-85)  <b>BEARING</b> 110719 ('77-85) Left 110755 ('77-85) Right  <b>OILSEAL SET</b> 107948 ('80-85)



## PISTONS, CONNECTING RODS, SEALS

DIRT BIKE	PISTON KIT	SIZE	PISTON PARTS	CONNECTING ROD PARTS	GASKETS	VALVE TRAIN PARTS I	VALVE TRAIN PARTS II	CRANKSHAFT PARTS
<b>YAMAHA CONTINUED</b>								
YZ 125 1985 2-Stroke	PISTON KIT 108610	SIZE 56.25	RING SET  PIN 106144 ('79-93)  CLIPS 110325 ('79-96)	CON. ROD KIT  S/E BEARING 106796 ('80-96)  B/E BEARING 106830 ('80-85)  CRANKPIN 106205 ('80-85)				CRANKBEARING & SEAL KIT 114572 ('80-85)  BEARING 110719 ('77-85) Left  OILSEAL SET 107948 ('80-85)
YZ 125 1986-1988 2-Stroke	PISTON KIT -	SIZE 56.00	RING SET  PIN 106144 ('79-93)  CLIPS 110325 ('79-96)	CON. ROD KIT 106013 ('86-00)  S/E BEARING 106796 ('80-96)  B/E BEARING 110672 ('86-16)  CRANKPIN 110331 ('86-16)	TOP-END 107683 ('86-88)			CRANKBEARING & SEAL KIT  BEARING 110773 ('86-16) 2x  OILSEAL SET 107949 ('86-97)
YZ 125 1989 2-Stroke	PISTON KIT -	SIZE 56.00	RING SET  PIN 106144 ('79-93)  CLIPS 110325 ('79-96)	CON. ROD KIT 106013 ('86-00)  S/E BEARING 106796 ('80-96)  B/E BEARING 110672 ('86-16)  CRANKPIN 110331 ('86-16)	TOP-END 107684 ('89)			CRANKBEARING & SEAL KIT  BEARING 110773 ('86-16) 2x  OILSEAL SET 107949 ('86-97)
YZ 125 1990-1993 2-Stroke Please Note: Nikasil Piston Size	PISTON KIT 108621 108622 108623	SIZE 55.95 55.96 55.97	RING SET - -  PIN 106144 ('79-93)  CLIPS 110325 ('79-96)	CON. ROD KIT 106013 ('86-00)  S/E BEARING 106796 ('80-96)  B/E BEARING 110672 ('86-16)  CRANKPIN 110331 ('86-16)	TOP-END 107685 ('90-91) 107686 ('92) 107687 ('93)			CRANKBEARING & SEAL KIT  BEARING 110773 ('86-16) 2x  OILSEAL SET 107949 ('86-97)

- accessories
- body
- handlebar & grips
- cables & levers
- exhaust
- engine**
- fuel & intake
- electrical & ignition
- clutch
- drive
- bearings
- brakes
- steering & suspension
- tires
- tools & shop

# ENGINE



## PISTONS, CONNECTING RODS, SEALS

DIRT BIKE	PISTON KIT	SIZE	PISTON PARTS	CONNECTING ROD PARTS	GASKETS	VALVE TRAIN PARTS I	VALVE TRAIN PARTS II	CRANKSHAFT PARTS
<b>YAMAHA CONTINUED</b>								
YZ 125	<b>PISTON KIT</b>	<b>SIZE</b>	<b>RING SET</b>	<b>CON. ROD KIT</b>	<b>COMPLETE</b>			<b>CRANKBEARING &amp; SEAL KIT</b>
1994-1996	108626	53.94	105887	106013	107521			
2-Stroke	108627	53.95	105887	('86-00)	('94-97)			
Please Note:	108628	53.96	105887					
Nikasil Piston Size	108629	53.97	105887	<b>S/E BEARING</b>	<b>TOP-END</b>			<b>BEARING</b>
			<b>PIN</b>	106796	107688			110773
			110304	('80-96)	('94-97)			('86-16) 2x
			106797	('97-00)				
			<b>CLIPS</b>	<b>B/E BEARING</b>				<b>OILSEAL SET</b>
			110325	110672				107949
			('79-96)	('86-16)				('86-97)
				<b>CRANKPIN</b>				
				110331				
				('86-16)				
YZ 125	<b>PISTON KIT</b>	<b>SIZE</b>	<b>RING SET</b>	<b>CON. ROD KIT</b>	<b>COMPLETE</b>			<b>CRANKBEARING &amp; SEAL KIT</b>
1997-2001	108631	53.95	105887	106013	107522			
2-Stroke	108632	53.96	105887	('86-00)	('98-00)			
Please Note:	108633	53.97	105887	106014	107523			
Nikasil Piston Size	108634	53.98	105887	('01-04)	('01)			
-Molycoated Skirt			<b>PIN</b>	<b>S/E BEARING</b>	<b>TOP-END</b>			<b>BEARING</b>
			110300	106797	107688			110773
			('97-04)	('97-00)	('94-97)			('86-16) 2x
			<b>CLIPS</b>	106798	107689			
			106173	('01-16)	('98-01)			
			('97-16)	<b>B/E BEARING</b>				<b>OILSEAL SET</b>
				110672				107949
				('86-16)				('86-97)
				<b>CRANKPIN</b>				107950
				110331				('98-00)
				('86-16)				107951
								('01-04)
YZ 125	<b>PISTON KIT</b>	<b>SIZE</b>	<b>RING SET</b>	<b>CON. ROD KIT</b>	<b>COMPLETE</b>			<b>CRANKBEARING &amp; SEAL KIT</b>
2002-2004	108636	53.94	105935	106014	107524			
2-Stroke	108637	53.95	105935	('01-04)	('02-04)			
Please Note:	113399	53.96	105935					
Nikasil Piston Size	113400	52.97	105935	<b>S/E BEARING</b>	<b>TOP-END</b>			<b>BEARING</b>
			<b>PIN</b>	106798	107690			110773
			110300	('01-16)	('02-04)			('86-16) 2x
			106797					
			<b>CLIPS</b>	<b>B/E BEARING</b>				<b>OILSEAL SET</b>
			106173	110672				107951
			('97-16)	('86-16)				('01-04)
				<b>CRANKPIN</b>				
				110331				
				('86-16)				
YZ 125	<b>PISTON KIT</b>	<b>SIZE</b>	<b>RING SET</b>	<b>CON. ROD KIT</b>	<b>COMPLETE</b>			<b>CRANKBEARING &amp; SEAL KIT</b>
2005-2016	108642	53.95	105888	106015	107525			
2-Stroke	108643	53.96	105888	('05-16)	('05-16)			
Please Note:	108644	53.97	105888					
Nikasil Piston Size	108645	53.98	105888	<b>S/E BEARING</b>	<b>TOP-END</b>			<b>BEARING</b>
			<b>PIN</b>	106798	107691			110773
			110301	('01-16)	('05-16)			('86-16) 2x
			106797					
			<b>CLIPS</b>	<b>B/E BEARING</b>				<b>OILSEAL SET</b>
			106173	110672				107952
			('97-16)	('86-16)				('05-16)
				<b>CRANKPIN</b>				
				110331				
				('86-16)				





## PISTONS, CONNECTING RODS, SEALS

DIRT BIKE	PISTON KIT	SIZE	PISTON PARTS	CONNECTING ROD PARTS	GASKETS	VALVE TRAIN PARTS I	VALVE TRAIN PARTS II	CRANKSHAFT PARTS
<b>YAMAHA CONTINUED</b>								
XT 200 1982-1983 4-Stroke	PISTON KIT -	SIZE 67.00	RING SET -	CON. ROD KIT 106026 (*82-83)				
XT 225 1992-2007 4-Stroke XT 250 2008-2016 4-Stroke	PISTON KIT -	SIZE 70.00	RING SET -	CON. ROD KIT 106027 (*92-07)	TOP-END 107701 (*93-07)			BEARING 110762 Right
YZ 250  1983-1987 2-Stroke	PISTON KIT  108699	SIZE  68.00	RING SET  109998	CON. ROD KIT 106023 (*83-89)				CRANKBEARING & SEAL KIT
			PIN 106159 (*83-98)	S/E BEARING 106808 (*83-98)				BEARING 110723 (*77-87) 2x
			CLIPS 106177 (*83-16)	B/E BEARING 106835 (*83-98)				OILSEAL SET 107956 (*76-87)
YZ 250  1988-1998 2-Stroke Please Note: Nikasil Piston Size  Replating or Cylinder Slewing Required for Over- sized  -Molycoated Skirt	PISTON KIT  108707 108708 108709 & 108704 108705 108706	SIZE  67.95 67.96 67.97  68.50 69.00 69.50	RING SET  105889 105889 105889  110003 110005 110024  106159 (*83-98)  CLIPS 106177 (*83-16)	CON. ROD KIT 106023 (*83-89) 106024 (*90-98)  S/E BEARING 106808 (*83-98)  PIN  106159 106835 (*83-98)  CLIPS 106177 (*83-16)	COMPLETE  107527 107528 107529  S/E BEARING 107530 (*92-94) 107531  B/E BEARING 107531 (*97-98)  TOP-END 107693 (*88-89) 107694 (*90-91) 107695 (*92-94) 107696 (*95-96) 107697 (*97-98)			CRANKBEARING & SEAL KIT
								BEARING 110775 (*88-16) 2x
								OILSEAL SET 107957 (*88-97) 107958 (*98)
YZ 250 1999-2016 2-Stroke Please Note: Nikasil Piston Size  -Molycoated Skirt	PISTON KIT 112644 108711 108712 112643	SIZE 66.35 66.36 66.37 66.38	RING SET 105890 105890 105890 105890	CON. ROD KIT 106025 (*99-16)	COMPLETE 107532 (*99-00) 107533 (*02-16)			CRANKSHAFT 106251 (*99-00) 106249 (*01-02)
			PIN 110308 (*99-16)	S/E BEARING 106800 (*99-16)	TOP-END 107698 (*99-01) 107699 (*02-16)			CRANKBEARING & SEAL KIT 114574 (*01-16)
			CLIPS 106177 (*83-16)	B/E BEARING 110675 (*99-16)				BEARING 110775 (*88-16) 2x
				CRANKPIN 106209 (*99-16)				OILSEAL SET 107959 (*99-00) 107960 (*01-16)

- accessories
- body
- handlebar & grips
- cables & levers
- exhaust
- engine
- fuel & intake
- electrical & ignition
- clutch
- drive
- bearings
- brakes
- steering & suspension
- tires
- tools & shop

# ENGINE



## PISTONS, CONNECTING RODS, SEALS

DIRT BIKE	PISTON KIT	SIZE	PISTON PARTS	CONNECTING ROD PARTS	GASKETS	VALVE TRAIN PARTS I	VALVE TRAIN PARTS II	CRANKSHAFT PARTS
<b>YAMAHA CONTINUED</b>								
YZ 250 X	<b>PISTON KIT</b>	<b>SIZE</b>	<b>RING SET</b>	<b>CON. ROD KIT</b>	<b>COMPLETE</b>			<b>CRANKBEARING &amp; SEAL KIT</b>
2016	112644	66.35	105890	106025	107533			114574
2-Stroke	108711	66.36	105890	('16)	('16)			('16)
Please Note:	108712	66.37	105890					
Nikasil Piston Size	112643	66.38	105890	<b>S/E BEARING</b>	<b>TOP-END</b>			<b>BEARING</b>
-Molycoated Skirt			<b>PIN</b>	106800	107699			110775
			110308	('16)	('16)			('16) 2x
			<b>B/E BEARING</b>	110675				<b>OILSEAL SET</b>
			<b>CLIPS</b>	('16)				107960
			106177					('16)
			('16)	<b>CRANKPIN</b>				
				106209				
				('16)				
WR 250	<b>PISTON KIT</b>	<b>SIZE</b>	<b>RING SET</b>	<b>S/E BEARING</b>				<b>BEARING</b>
1988-1997	108707	67.95	105889	106808				110775
2-Stroke	108708	67.96	105889	('88-97)				('88-97) 2x
Please Note:	108709	67.97	105889					
Nikasil Piston Size	&							
	108704	68.50	110003					
-Molycoated Skirt	108705	69.00	110005					
	108706	69.50	110024					
			<b>PIN</b>					
			106159					
			('88-97)					
			<b>CLIPS</b>					
			106177					
			('88-97)					
YZ 250 F	<b>PISTON KIT</b>	<b>SIZE</b>	<b>RING SET</b>	<b>CON. ROD KIT</b>	<b>COMPLETE</b>	<b>CAMSHAFT</b>	<b>VALVE</b>	<b>CRANKBEARING &amp; SEAL KIT</b>
2001-2007	108726	76.95	105891	106029	107535	111091	110954	114537
4-Stroke	108727	76.96	105891	('01-02)	('01-13)	('01-09) Intake	('01-13) 2x Exhaust	
Please Note:	108728	76.97	105891	106030			Titanium	('01-16)
Nikasil Piston Size	&			('03-13)	<b>TOP-END</b>	<b>CAM CHAIN</b>	110955	
	108719	79.00	-		107702	107377	('01-13) 1x Intake I	<b>BEARING</b>
Replating or Cylinder Sleaving			<b>PIN</b>	<b>B/E BEARING</b>	('01-13)	('01-13)	Titanium	110782
			110303	110681			110956	('01-16) 2x
			('01-11)	('01-02)			('01-13) 2x Intake II	
Required for Over-sizes				110683		<b>VALVE SHIM</b>	Titanium	
						<b>ASSORTMENT</b>		
						111087		
-Std. Compression 12.5:1			<b>CLIPS</b>			('01-13)	<b>TI-STEEL</b>	
-High Compression 13.5:1			110325					
-Forged Piston				<b>CRANKPIN</b>		114177	<b>CONVERSION KIT</b>	
				110341		('01-13)	114022	
				('01-02)			('01-13) Exhaust	
				112941			114027	
				('03-13)			('01-13) Intake	
							<b>VALVE SEAL</b>	
							111107	
							('01-13) 3x Intake	
							111108	
							('01-13) 2x Exhaust	



## PISTONS, CONNECTING RODS, SEALS

DIRT BIKE	PISTON KIT	SIZE	PISTON PARTS	CONNECTING ROD PARTS	GASKETS	VALVE TRAIN PARTS I	VALVE TRAIN PARTS II	CRANKSHAFT PARTS
<b>YAMAHA CONTINUED</b>								
YZ 250 F	<b>PISTON KIT</b>	<b>SIZE</b>	<b>RING SET</b>	<b>CON. ROD KIT</b>	<b>COMPLETE</b>	<b>CAMSHAFT</b>	<b>VALVE</b>	<b>CRANKBEARING &amp; SEAL KIT</b>
2008-2011	113833	76.95	105891	106029	107535	111091	110954	114537
4-Stroke	113834	76.96	105891	('01-02)	('01-13)	('01-09) Intake	('01-13) 2x Exhaust Titanium	('01-16)
Please Note: Nikasil Piston Size	113835	76.97	105891	106030	<b>TOP-END</b>	<b>CAM CHAIN</b>	110955	<b>BEARING</b>
			<b>PIN</b>	('03-13)	107702	107377	('01-13) 1x Intake I Titanium	110782
-Std. Compression 13.5:1 -Forged Piston			110303	<b>B/E BEARING</b>	('01-13)	('01-13)	110956	('01-16) 2x
			('01-11)	110683		<b>VALVE SHIM</b>	('01-13) 2x Intake II Titanium	
			<b>CLIPS</b>	<b>CRANKPIN</b>		<b>ASSORTMENT</b>	<b>TI-STEEL CONVERSION KIT</b>	
			110325	112941		111087	114022	
			('01-16)	('03-13)		('01-13)	('01-13) Exhaust 114027	
						114177	('01-13) Intake	
							<b>VALVE SEAL</b>	
							111107	
							('01-13) 3x Intake 111108	
							('01-13) 2x Exhaust	
YZ 250 F	<b>PISTON KIT</b>	<b>SIZE</b>	<b>RING SET</b>	<b>CON. ROD KIT</b>	<b>COMPLETE</b>	<b>CAM CHAIN</b>	<b>VALVE</b>	<b>CRANKBEARING &amp; SEAL KIT</b>
2012-2013	113836	76.95	105891	106030	107535	107377	110954	114537
4-Stroke	113837	76.96	105891	('03-13)	('01-13)	('01-13)	('01-13) 2x Exhaust Titanium	('01-16)
Please Note: Nikasil Piston Size	113838	76.97	105891	106030	<b>TOP-END</b>	<b>VALVE SHIM ASSORTMENT</b>	110955	<b>BEARING</b>
			<b>PIN</b>	('03-13)	107702	111087	('01-13) 1x Intake I Titanium	110782
-Std. Compression 13.5:1 -Forged Piston			112685	<b>B/E BEARING</b>	('01-13)	('01-13)	110956	('01-16) 2x
			('12-13)	110683			('01-13) 2x Intake II Titanium	
			<b>CLIPS</b>	<b>CRANKPIN</b>			<b>TI-STEEL CONVERSION KIT</b>	
			110325	112941			114022	
			('01-16)	('03-13)			('01-13) Exhaust 114027	
							('01-13) Intake	
							<b>VALVE SEAL</b>	
							111107	
							('01-13) 3x Intake 111108	
							('01-13) 2x Exhaust	

- accessories
- body
- handlebar & grips
- cables & levers
- exhaust
- engine**
- fuel & intake
- electrical & ignition
- clutch
- drive
- bearings
- brakes
- steering & suspension
- tires
- tools & shop

# ENGINE



## PISTONS, CONNECTING RODS, SEALS

DIRT BIKE	PISTON KIT	SIZE	PISTON PARTS	CONNECTING ROD PARTS	GASKETS	VALVE TRAIN PARTS I	VALVE TRAIN PARTS II	CRANKSHAFT PARTS
<b>YAMAHA CONTINUED</b>								
YZ 250 F	PISTON KIT	SIZE	RING SET	CON. ROD KIT		CAM CHAIN	VALVE	CRANKBEARING & SEAL KIT
2014-2015 4-Stroke	112645 112646	76.95 76.96	105907 105907	112697 (*14-16)		112705 (*14-16)	112715 (*14-16) 2x Exhaust Titanium 112716	114537  (*01-16)
Please Note: Nikasil Piston Size	112647	76.97	105907	<b>B/E BEARING</b> 112698		<b>VALVE SHIM ASSORTMENT</b>	(*14-16) 2x Intake Titanium	<b>BEARING</b>
-Std. Compression 13.5:1 -Forged Piston -Fuel Injection			112672  (*14-15)  <b>CLIPS</b>  110325 (*01-16)	(*14-16)  <b>CRANKPIN</b> 112699  (*14-16)		111089  (*14-16) 114179 (*14-16)	<b>TI-STEEL CONVERSION KIT</b> 114532 (*14-16) Exhaust 114533 (*14-16) Intake	110782  (*01-16) 2x
YZ 250 F	PISTON KIT	SIZE	RING SET	CON. ROD KIT		CAM CHAIN	VALVE	CRANKBEARING & SEAL KIT
2016 4-Stroke	114338 114339	76.95 76.96	105907 105907	112697 (*14-16)		112705 (*14-16)	112715 (*14-16) 2x Exhaust Titanium 112716	114537  (*01-16)
Please Note: Nikasil Piston Size	114340	76.97	105907	<b>B/E BEARING</b> 112698		<b>VALVE SHIM ASSORTMENT</b>	(*14-16) 2x Intake Titanium	<b>BEARING</b>
-Std. Compression 13.5:1 -Forged Piston -Fuel Injection			110325  (*01-16)	(*14-16)  <b>CRANKPIN</b> 112699  (*14-16)		111089  (*14-16) 114179 (*14-16)	<b>TI-STEEL CONVERSION KIT</b> 114532 (*14-16) Exhaust 114533 (*14-16) Intake	110782  (*01-16) 2x
YZ 250 FX	PISTON KIT	SIZE	RING SET	CON. ROD KIT		CAM CHAIN	VALVE	CRANKBEARING & SEAL KIT
2015-2016 4-Stroke	112645 112646	76.95 76.96	105907 105907	112697 (*15-16)		112705 (*15-16)	112715 (*15-16) 2x Exhaust Titanium 112716	114537  (*15-16)
Please Note: Nikasil Piston Size	112647	76.97	105907	<b>B/E BEARING</b> 112698		<b>VALVE SHIM ASSORTMENT</b>	(*15-16) 2x Intake Titanium	<b>BEARING</b>
-Std. Compression 13.5:1 -Forged Piston -Fuel Injection			112672  (*15-16)  <b>CLIPS</b>  110325 (*15-16)	(*15-16)  <b>CRANKPIN</b> 112699 (*15-16)		111089  (*15-16) 114179 (*15-16)	<b>TI-STEEL CONVERSION KIT</b> 114532 (*15-16) Exhaust 114533 (*15-16) Intake <b>VALVE SEAL</b> 111109 (*15-16) 2x Intake	110782  (*15-16) 2x

- accessories
- body
- handlebar & grips
- cables & levers
- exhaust
- engine
- fuel & intake
- electrical & ignition
- clutch
- drive
- bearings
- brakes
- steering & suspension
- tires
- tools & shop



## PISTONS, CONNECTING RODS, SEALS

DIRT BIKE	PISTON KIT	SIZE	PISTON PARTS	CONNECTING ROD PARTS	GASKETS	VALVE TRAIN PARTS I	VALVE TRAIN PARTS II	CRANKSHAFT PARTS
<b>YAMAHA CONTINUED</b>								
WR 250 F	<b>PISTON KIT</b>	<b>SIZE</b>	<b>RING SET</b>	<b>CON. ROD KIT</b>	<b>COMPLETE</b>	<b>CAMSHAFT</b>	<b>VALVE</b>	<b>CRANKSHAFT</b>
2001-2013	108726	76.95	105891	106029	107535	111091	110954	106253
4-Stroke	108727	76.96	105891	('01-02)	('01-02)	('01-13) Intake	('01-13) 2x Exhaust Titanium	('03-07)
Please Note: Nikasil Piston Size	108728 & 108719	76.97  79.00	105891  -	106030 ('03-13)	107536 ('03-13)	<b>CAM CHAIN</b>  107377	110955  ('01-13) 1x Intake I Titanium	<b>CRANKBEARING &amp; SEAL KIT</b>  114537 ('01-16)
Replating or Cylinder Sleeving			<b>PIN</b> 110303	<b>B/E BEARING</b> 110681 ('01-02)	<b>TOP-END</b> 107702 ('01-13)	<b>VALVE SHIM</b>	110956 ('01-13) 2x Intake II Titanium	<b>BEARING</b>  110782 ('01-16) 2x
Required for Over-sizes			('01-13)	110683 ('03-13)		<b>ASSORTMENT</b>  111087 ('01-13)	<b>TI-STEEL</b>	
-Std. Compression 12.5:1 -High Compression 13.5:1 -Forged Piston			<b>CLIPS</b> 110325	<b>CRANKPIN</b> 110341 ('01-02) 112941 ('03-13)		114177 ('01-13)	<b>CONVERSION KIT</b> 114022 ('01-13) Exhaust 114027 ('01-13) Intake	
WR 250 F	<b>PISTON KIT</b>	<b>SIZE</b>	<b>RING SET</b>	<b>CON. ROD KIT</b>		<b>CAM CHAIN</b>	<b>VALVE</b>	<b>CRANKBEARING &amp; SEAL KIT</b>
2015-2016	112645	76.95	105907	112697 ('15-16)		112705 ('15-16)	112715 ('15-16) 2x Exhaust Titanium	114537 ('01-16)
4-Stroke	112646	76.96	105907			<b>VALVE SHIM</b>	112716 ('15-16) 2x Intake Titanium	<b>BEARING</b>  110782 ('01-16) 2x
Please Note: Nikasil Piston Size	112647	76.97	105907	<b>B/E BEARING</b> 112698 ('15-16)		<b>ASSORTMENT</b>  111089 ('15-16)		
-Std. Compression 13.5:1 -Forged Piston -Fuel Injection			112672 ('15-16)	<b>CRANKPIN</b> 112699 ('15-16)		114179 ('15-16)	<b>TI-STEEL CONVERSION KIT</b> 114532 ('15-16) Exhaust 114533 ('15-16) Intake	
			<b>CLIPS</b> 110325 ('01-16)				<b>VALVE SEAL</b> 111109 ('15-16) 2x Intake	

- accessories
- body
- handlebar & grips
- cables & levers
- exhaust
- engine**
- fuel & intake
- electrical & ignition
- clutch
- drive
- bearings
- brakes
- steering & suspension
- tires
- tools & shop

# ENGINE



## PISTONS, CONNECTING RODS, SEALS

DIRT BIKE	PISTON KIT	SIZE	PISTON PARTS	CONNECTING ROD PARTS	GASKETS	VALVE TRAIN PARTS I	VALVE TRAIN PARTS II	CRANKSHAFT PARTS
<b>YAMAHA CONTINUED</b>								
YZ 400 F	PISTON KIT	SIZE	RING SET	CON. ROD KIT	COMPLETE	CAM CHAIN	VALVE	CRANKBEARING & SEAL KIT
1998-1999 4-Stroke	108732 108733	91.95 91.96	105892 105892	106028 (98-99)	107537 (98-99)	107378 (98-99)	110957 (98-99) 2x Exhaust Steel	114538 (98-99)
Please Note: Nikasil Piston Size	108734	91.97	105892	<b>B/E BEARING</b> 110686	<b>TOP-END</b> 107703	<b>VALVE SHIM ASSORTMENT</b>	110958 (98-99) 1x Intake I Steel	<b>BEARING</b>
-Std. Compression 12.5:1 -Forged Piston			112686 (98-99)	<b>CRANKPIN</b> 110345 (98-99)	(98-99)	111089 (98-99) 114179 (98-99)	110959 (98-99) 2x Intake II Steel	(98-99) 2x
			<b>CLIPS</b> 106177 (98-99)				<b>VALVE SEAL</b> 111108 (98-99) 3x Intake 111109 (98-99) 2x Exhaust	
WR 400 F	PISTON KIT	SIZE	RING SET	CON. ROD KIT	COMPLETE	CAM CHAIN	VALVE	CRANKBEARING & SEAL KIT
1998-2000 4-Stroke	108732 108733	91.95 91.96	105892 105892	106028 (98-00)	107537 (98-99)	107378 (98-00)	110957 (98-00) 2x Exhaust Steel	114538 (98-00)
Please Note: Nikasil Piston Size	108734	91.97	105892	<b>B/E BEARING</b> 110686 (98-00)	107538 (00)	<b>VALVE SHIM ASSORTMENT</b>	110958 (98-00) 1x Intake I Steel	<b>BEARING</b> 110794 (98-00) 2x
-Std. Compression 12.5:1 -Forged Piston			112686 (98-00)	<b>CRANKPIN</b> 110345 (98-00)	TOP-END 107703 (98-99) 107704 (00)	(98-00) 114179 (98-00)	110959 (98-00) 2x Intake II Steel	
			<b>CLIPS</b> 106177 (98-00)				<b>VALVE SEAL</b> 111108 (98-00) 3x Intake 111109 (98-00) 2x Exhaust	
YZ 426 F	PISTON KIT	SIZE	RING SET	CON. ROD KIT	COMPLETE	CAM CHAIN	VALVE	CRANKBEARING & SEAL KIT
2000-2002 4-Stroke	108742 108743	94.95 94.96	105893 105893	106031 (00-02)	107538 (00-02)	107378 (00-02)	110957 (00) 2x Exhaust Steel	114538 (00-02)
Please Note: Nikasil Piston Size	108744 & 108735	94.97 97.00	105893 -	<b>B/E BEARING</b> 110686 (00-02)	<b>TOP-END</b> 107704 (00-02)	<b>VALVE SHIM ASSORTMENT</b>	110960 (01-02) 2x Exhaust Titanium	<b>BEARING</b> 110794 (00-02) 2x
Replating or Cylinder Sleeving Required for Over-sizes	<b>HIGH COMPRESSION</b>			<b>CRANKPIN</b> 110345 (00-02)		111089 (00-02) 114179 (00-02)	110958 (00) 1x Intake I Steel 110959 (00) 2x Intake I Steel 110961 (01-02) 1x Intake II Titanium	
-Std. Compression 12.5:1 -High Compression 13.5:1 -Forged Piston	108745 108746	94.95 94.96	105893				110962 (01-02) 2x Intake II Titanium	<b>VALVE SEAL</b> 111108 (00-02) 3x Intake 111109 (00-02) 2x Exhaust
			<b>PIN</b> 112687 (00-02) <b>CLIPS</b> 106181 (00-02)					



## PISTONS, CONNECTING RODS, SEALS

DIRT BIKE	PISTON KIT	SIZE	PISTON PARTS	CONNECTING ROD PARTS	GASKETS	VALVE TRAIN PARTS I	VALVE TRAIN PARTS II	CRANKSHAFT PARTS
<b>YAMAHA CONTINUED</b>								
WR 426 F	<b>PISTON KIT</b>	<b>SIZE</b>	<b>RING SET</b>	<b>CON. ROD KIT</b>	<b>COMPLETE</b>	<b>CAM CHAIN</b>	<b>VALVE</b>	<b>CRANKBEARING &amp; SEAL KIT</b>
2001-2002	108742	94.95	105893	106031	107538	107378	110960	114538
4-Stroke	108743	94.96	105893	('01-02)	('01-02)	('01-02)	('01-02) 2x Exhaust Titanium	('01-02)
Please Note: Nikasil Piston Size	108744 & 108735	94.97 97.00	105893 -	<b>B/E BEARING</b> 110686	<b>TOP-END</b> 107704	<b>VALVE SHIM ASSORTMENT</b>	110961 ('01-02) 1x Intake I 110962 ('01-02) 2x Intake II Titanium	<b>BEARING</b> 110794 ('01-02) 2x
Replating or Cylinder Sleaving	<b>HIGH COMPRESSION</b>			('01-02) <b>CRANKPIN</b>	('01-02)	111089 ('01-02) 114179 ('01-02)		
Required for Over-sizes	108745	94.95	105893	110345				
-Std. Compression 12.5:1 -High Compression 13.5:1 -Forged Piston	108746	94.96	105893	('01-02)			<b>VALVE SEAL</b> 111108 ('01-02) 3x Intake 111109 ('01-02) 2x Exhaust	
			<b>PIN</b> 112687 ('01-02)					
			<b>CLIPS</b> 106181 ('01-02)					
YZ 450 F	<b>PISTON KIT</b>	<b>SIZE</b>	<b>RING SET</b>	<b>CON. ROD KIT</b>	<b>COMPLETE</b>	<b>CAM CHAIN</b>	<b>VALVE</b>	<b>CRANKBEARING &amp; SEAL KIT</b>
2003-2009	113839	94.95	105893	106032	107539	107379	110963	114538
4-Stroke	108738	94.96	105893	('03-05)	('03-05)	('03-09)	('03-09) 2x Exhaust Titanium	('03-16)
Please Note: Nikasil Piston Size	113840 & 108736	94.97 97.00	105893 -	106033 ('06-09)	107540 ('06-09)	<b>VALVE SHIM ASSORTMENT</b>	110964 ('03-09) 1x Intake I Titanium 110965 ('03-09) 2x Intake II Titanium	<b>BEARING</b> 110794 ('03-16) 2x
Replating or Cylinder Sleaving	<b>HIGH COMPRESSION</b>			<b>B/E BEARING</b> 110686 ('03-09)	<b>TOP-END</b> 107705 ('03-05)	111089 ('03-16) 114179 ('03-16)		
Required for Over-sizes	108740	94.95	105893	<b>CRANKPIN</b> 110345	107706			
-Std. Compression 12.5:1 -High Compression 13.0:1 -Forged Piston	108741	94.96	105893	('03-16)	('06-09)		<b>TI-STEEL</b> <b>CONVERSION SET</b> 111054 ('03-09) Exhaust 111072 ('03-09) Intake	
			<b>PIN</b> 112656 ('03-09)					
			<b>CLIPS</b> 106178 ('03-09)				<b>VALVE SEAL</b> 111108 ('03-09) 3x Intake 111109 ('03-09) 2x Exhaust	

- accessories
- body
- handlebar & grips
- cables & levers
- exhaust
- engine
- fuel & intake
- electrical & ignition
- clutch
- drive
- bearings
- brakes
- steering & suspension
- tires
- tools & shop

# ENGINE



## PISTONS, CONNECTING RODS, SEALS

DIRT BIKE	PISTON KIT	SIZE	PISTON PARTS	CONNECTING ROD PARTS	GASKETS	VALVE TRAIN PARTS I	VALVE TRAIN PARTS II	CRANKSHAFT PARTS
<b>YAMAHA CONTINUED</b>								
YZ 450 F	<b>PISTON KIT</b>	<b>SIZE</b>	<b>RING SET</b>	<b>CON. ROD KIT</b>	<b>COMPLETE</b>	<b>CAM CHAIN</b>	<b>VALVE</b>	<b>CRANKBEARING &amp; SEAL KIT</b>
2010-2013 4-Stroke	108753 108754	96.95 96.96	105894 105894	106036 (*10-16)	114034 (*10-13)	107408 (*10-16)	110966 (*10-13) 2x Exhaust Titanium 110967 (*10-13) 2x Intake Titanium	114538  (*03-16)  <b>BEARING</b>  110794  (*03-16) 2x
Please Note: Nikasil Piston Size	108755	96.97	105894	<b>B/E BEARING</b> 112914	<b>TOP-END</b> 113055	<b>VALVE SHIM ASSORTMENT</b>		
<b>HIGH COMPRESSION</b>				(*10-16)	(*10-13)	111089		
-Std. Compression 12.5:1	<b>COMPRESSION</b>					(*03-16)		
-High Compression 13.5:1	108756	96.95	105894					
-Forged Piston	108757	96.96	105894	<b>CRANKPIN</b> 110345		114179 (*03-16)	<b>TI-STEEL CONVERSION SET</b> 111055 (*10-13) Exhaust 111073 (*10-13) Intake	
-Fuel Injection			<b>PIN</b> 112674  (*10-16)  <b>CLIPS</b> 106177 (*10-16)	(*03-16)			<b>VALVE SEAL</b> 111110 (*10-16) 4x	
YZ 450 F	<b>PISTON KIT</b>	<b>SIZE</b>	<b>RING SET</b>	<b>CON. ROD KIT</b>	<b>COMPLETE</b>	<b>CAM CHAIN</b>	<b>VALVE</b>	<b>CRANKBEARING &amp; SEAL KIT</b>
2014-2016 4-Stroke	113841 113842	96.95 96.96	105951 105951	106036 (*10-16)	114034 (*10-13)	107408 (*10-16)	114016 (*14-16) 2x Exhaust Titanium 114017 (*14-16) 2x Intake Titanium	114538  (*03-16)  <b>BEARING</b>  110794  (*03-16) 2x
Please Note: Nikasil Piston Size	113843	96.97	105951	<b>B/E BEARING</b> 112914	<b>TOP-END</b> 113055	<b>VALVE SHIM ASSORTMENT</b>		
<b>PIN</b>			112674	(*10-16)	(*10-13)	111089		
-Std. Compression 12.5:1			(*10-16)			(*03-16)		
-Forged Piston			<b>CLIPS</b> 106177 (*10-16)	<b>CRANKPIN</b> 110345	(*03-16)	114179 (*03-16)	<b>TI-STEEL CONVERSION SET</b> 114534 (*14-15) Exhaust 114535 (*14-16) Intake	
-Fuel Injection							<b>VALVE SEAL</b> 111110 (*10-16) 4x	
YZ 450 FX	<b>PISTON KIT</b>	<b>SIZE</b>	<b>RING SET</b>	<b>CON. ROD KIT</b>		<b>CAM CHAIN</b>	<b>VALVE</b>	<b>CRANKBEARING &amp; SEAL KIT</b>
2016 4-Stroke	113841 113842	96.95 96.96	105951 105951	106036 (*16)		107408 (*16)	114016 (*16) 2x Exhaust Titanium 114017 (*16) 2x Intake Titanium	114538  (*16)  <b>BEARING</b>  110794  (*16) 2x
Please Note: Nikasil Piston Size	113843	96.97	105951	<b>B/E BEARING</b> 112914 (*16)		<b>VALVE SHIM ASSORTMENT</b> 111089		
<b>PIN</b>			112674	(*16)		(*16)		
-Std. Compression 12.5:1			(*16)					
-Forged Piston			<b>CLIPS</b> 106177 (*16)	<b>CRANKPIN</b> 110345	(*16)	114179 (*16)	<b>TI-STEEL CONVERSION SET</b> 114535 (*16) Intake	
-Fuel Injection							<b>VALVE SEAL</b> 111110 (*16) 4x	





## PISTONS, CONNECTING RODS, SEALS

DIRT BIKE	PISTON KIT	SIZE	PISTON PARTS	CONNECTING ROD PARTS	GASKETS	VALVE TRAIN PARTS I	VALVE TRAIN PARTS II	CRANKSHAFT PARTS
<b>YAMAHA CONTINUED</b>								
WR 450 F	<b>PISTON KIT</b>	<b>SIZE</b>	<b>RING SET</b>	<b>CON. ROD KIT</b>	<b>COMPLETE</b>	<b>CAM CHAIN</b>	<b>VALVE</b>	<b>CRANKBEARING &amp; SEAL KIT</b>
2003-2011 4-Stroke	113839 108738	94.95 94.96	105893 105893	106032 (‘03-06)	114033 (‘03-06)	107379 (‘03-15)	110963 (‘03-15) 2x Exhaust Titanium 110964 (‘03-15) 1x Intake I Titanium 110965 (‘03-15) 2x Intake II Titanium	114538  (‘03-16)  BEARING
Please Note: Nikasil Piston Size	113840 & 108736	94.97  97.00	105893  -	106033 (‘07-11)	107540 (‘07-15)	<b>VALVE SHIM ASSORTMENT</b>		
Replating or Cylinder Sleevling	<b>HIGH COMPRESSION</b>			<b>B/E BEARING</b> 110686 (‘03-11)	<b>TOP-END</b> 107705 (‘03-06)	111089 (‘03-16) 114179		
Required for Over-sizes	108740 108741	94.95 94.96	105893 105893	<b>CRANKPIN</b> 110345	107706 (‘07-15)	(‘03-16)	<b>TI-STEEL</b>	
-Std. Compression 12.5:1 -High Compression 13.0:1 -Forged Piston			<b>PIN</b>  112656 (‘03-15)  CLIPS 106178 (‘03-15)	(‘03-16)			<b>CONVERSION SET</b> 111054 (‘03-15) Exhaust 111072 (‘03-15) Intake  <b>VALVE SEAL</b> 111108 (‘03-15) 3x Intake 111109 (‘03-15) 2x Exhaust	
WR 450 F	<b>PISTON KIT</b>	<b>SIZE</b>	<b>RING SET</b>	<b>CON. ROD KIT</b>	<b>COMPLETE</b>	<b>CAM CHAIN</b>	<b>VALVE</b>	<b>CRANKBEARING &amp; SEAL KIT</b>
2012-2015 4-Stroke	113839 108738	94.95 94.96	105893 105893	113543 (‘12-15)	107540 (‘07-15)	107379 (‘03-15)	110963 (‘03-15) 2x Exhaust Titanium 110964 (‘03-15) 1x Intake I Titanium 110965 (‘03-15) 2x Intake II Titanium	114538  (‘03-16)  BEARING
Please Note: Nikasil Piston Size	113840 & 108736	94.97  97.00	105893  -	<b>B/E BEARING</b> 110686 (‘12-15)	<b>TOP-END</b> 107706 (‘07-15)	<b>VALVE SHIM ASSORTMENT</b>		
Replating or Cylinder Sleevling	<b>HIGH COMPRESSION</b>			<b>WASHERS</b>		111089 (‘03-16) 114179		
Required for Over-sizes	108740 108741	94.95 94.96	105893 105893	110285 (‘12-15) 2x		(‘03-16)	<b>TI-STEEL</b>	
-Std. Compression 12.5:1 -High Compression 13.0:1 -Forged Piston -Fuel Injection			<b>PIN</b>  112656 (‘03-15)  CLIPS 106178 (‘03-15)	<b>CRANKPIN</b> 110345 (‘03-16)			<b>CONVERSION SET</b> 111054 (‘03-15) Exhaust 111072 (‘03-15) Intake  <b>VALVE SEAL</b> 111108 (‘03-15) 3x Intake 111109 (‘03-15) 2x Exhaust	

- accessories
- body
- handlebar & grips
- cables & levers
- exhaust
- engine
- fuel & intake
- electrical & ignition
- clutch
- drive
- bearings
- brakes
- steering & suspension
- tires
- tools & shop

# ENGINE



## PISTONS, CONNECTING RODS, SEALS

DIRT BIKE	PISTON KIT	SIZE	PISTON PARTS	CONNECTING ROD PARTS	GASKETS	VALVE TRAIN PARTS I	VALVE TRAIN PARTS II	CRANKSHAFT PARTS
<b>YAMAHA CONTINUED</b>								
WR 450 F	<b>PISTON KIT</b>	<b>SIZE</b>	<b>RING SET</b>	<b>CON. ROD KIT</b>		<b>CAM CHAIN</b>	<b>VALVE</b>	<b>CRANKBEARING &amp; SEAL KIT</b>
2016	113841	96.95	105951	106036		107408	114016	
4-Stroke	113842	96.96	105951	('16)		('16)	('16) 2x Exhaust Titanium	114538
Please Note: Nikasil Piston Size	113843	96.97	105951	<b>B/E BEARING</b>		<b>VALVE SHIM ASSORTMENT</b>	114017	('03-16)
-Std. Compression 12.5:1			<b>PIN</b>	112914		111089	('16) 2x Intake Titanium	<b>BEARING</b>
-Forged Piston			('16)	('16)		('03-16)		110794
-Fuel Injection			<b>CLIPS</b>	<b>CRANKPIN</b>		114179	<b>TI-STEEL CONVERSION SET</b>	('03-16) 2x
			106177	110345		('03-16)	114535	
			('16)	('03-16)			<b>VALVE SEAL</b>	
							111110	
							('16) 4x	
YZ 465	<b>PISTON KIT</b>	<b>SIZE</b>	<b>RING SET</b>	<b>S/E BEARING</b>				<b>CRANKBEARING &amp; SEAL KIT</b>
1980-1981	-	85.00	-	106808				
2-Stroke				('80-81)				<b>BEARING</b>
				<b>B/E BEARING</b>				110762
				106835				('80-81) 2x
				('80-81)				<b>OILSEAL SET</b>
								107956
								('80-81)
YZ 490	<b>PISTON KIT</b>	<b>SIZE</b>	<b>RING SET</b>	<b>S/E BEARING</b>				<b>CRANKBEARING &amp; SEAL KIT</b>
1982-1990	-	87.00	-	106808				
2-Stroke				('82-90)				<b>BEARING</b>
				<b>B/E BEARING</b>				110762
				106835				('82-90) 2x
				('82-90)				<b>OILSEAL SET</b>
								107956
								('82-90)
XT 500	<b>PISTON KIT</b>	<b>SIZE</b>	<b>RING SET</b>	<b>CON. ROD KIT</b>				<b>BEARING</b>
1976-1981	112648	87.00	112688	106038				
4-Stroke	112649	87.50	112689	('76-77)				
	112650	88.00	112690					
-Std. Compression 9.0:1	112651	88.50	112691					
-Forged Piston	112652	89.00	112692					
XT 550	<b>PISTON KIT</b>	<b>SIZE</b>	<b>RING SET</b>					
1982-1983	-	92.00	-					
4-Stroke								
XT/TT 600	<b>PISTON KIT</b>	<b>SIZE</b>	<b>RING SET</b>	<b>CON. ROD KIT</b>	<b>TOP-END</b>	<b>CAM CHAIN</b>	<b>VALVE</b>	<b>BEARING</b>
1984-2004	108789	95.00	110060	106039	107718	107383	110970	110758
4-Stroke	108790	95.25	110061	('90-99) XT	('88-04)	('84-04)	('87-02) 2x Exhaust Steel	('84-04) 2x Left
	108791	95.50	110062	('94-98) TT			110971	110768
	108792	95.75	110063				('87-02) 2x Intake Steel	('84-04) 2x Right
	108793	96.00	110064					
	108794	96.50	110066					
	108795	97.00	110068					
			<b>PIN</b>	106167				
			('84-04)					
			<b>CLIPS</b>	106190				
			('84-04)					



## PISTONS, CONNECTING RODS, SEALS PRICING

105868	21.71 G	105953	35.47 G	106076	88.81 G	106184	2.27 G	106831	24.01 G
105869	21.71 G	105954	39.03 G	106077	105.03 G	106186	2.16 G	106835	24.01 G
105870	21.71 G	105968	47.02 G	106078	105.03 G	106190	2.27 G	106843	30.18 G
105871	23.84 G	105970	47.02 G	106079	105.03 G	106193	2.27 G	106844	55.20 G
105872	21.71 G	105971	47.02 G	106080	105.03 G	106195	15.15 G	106848	28.84 G
105873	21.71 G	105972	47.02 G	106081	105.03 G	106196	15.15 G	107352	50.09 G
105874	21.71 G	105973	88.81 G	106082	105.03 G	106197	15.15 G	107353	63.11 G
105875	34.34 G	105975	72.73 G	106083	109.46 G	106198	15.15 G	107354	50.09 G
105877	34.34 G	105976	105.03 G	106084	147.63 G	106199	15.15 G	107355	73.38 G
105878	34.34 G	105977	123.19 G	106085	147.63 G	106201	15.15 G	107356	66.45 G
105879	34.34 G	105978	85.46 G	106087	152.05 G	106203	20.45 G	107357	66.45 G
105880	34.34 G	105979	85.46 G	106088	152.05 G	106204	20.45 G	107358	66.45 G
105881	49.57 G	105983	109.46 G	106102	88.81 G	106205	20.45 G	107360	63.11 G
105884	21.71 G	105984	109.46 G	106103	88.81 G	106208	20.45 G	107361	68.78 G
105886	21.71 G	105985	147.63 G	106104	88.81 G	106209	20.45 G	107362	90.61 G
105887	21.71 G	105986	147.63 G	106105	88.81 G	106210	20.45 G	107367	63.11 G
105888	21.71 G	105988	147.63 G	106106	105.03 G	106215	26.48 G	107368	66.45 G
105889	34.34 G	105989	152.05 G	106107	105.03 G	106219	26.48 G	107369	68.78 G
105890	34.34 G	105990	152.05 G	106108	105.03 G	106220	26.48 G	107372	81.88 G
105891	34.34 G	105991	117.54 G	106109	109.46 G	106221	38.70 G	107373	81.88 G
105892	49.59 G	105992	152.05 G	106110	109.46 G	106222	38.70 G	107374	84.43 G
105893	49.59 G	105994	147.63 G	106111	109.46 G	106223	38.70 G	107377	64.45 G
105894	39.03 G	105995	147.63 G	106112	109.46 G	106224	38.70 G	107378	68.78 G
105901	21.72 G	105996	173.97 G	106113	109.46 G	106225	38.70 G	107379	78.80 G
105902	21.71 G	105997	173.97 G	106114	147.63 G	106226	38.70 G	107383	76.97 G
105903	28.59 G	105998	173.97 G	106115	152.05 G	106227	38.70 G	107393	72.11 G
105905	34.34 G	106001	72.95 G	106116	152.05 G	106249	231.18 G	107394	72.11 G
105906	31.11 G	106010	88.81 G	106117	152.05 G	106251	231.18 G	107407	81.88 G
105907	34.34 G	106011	88.81 G	106118	162.88 G	106253	257.11 G	107408	81.88 G
105909	49.59 G	106013	105.03 G	106119	162.88 G	106257	314.59 G	107420	64.45 G
105910	49.59 G	106014	105.03 G	106120	162.88 G	106260	257.11 G	107421	81.88 G
105912	39.03 G	106015	105.03 G	106121	173.97 G	106780	8.37 G	107422	72.11 G
105913	21.71 G	106017	84.22 G	106122	173.97 G	106781	8.37 G	107423	76.97 G
105914	21.71 G	106023	109.46 G	106123	162.88 G	106782	11.87 G	107424	76.97 G
105915	21.71 G	106024	109.46 G	106130	6.49 G	106783	11.87 G	107426	244.95 G
105916	21.71 G	106025	109.46 G	106131	6.49 G	106784	13.17 G	107427	244.95 G
105917	21.71 G	106026	85.46 G	106133	6.49 G	106785	15.71 G	107492	80.47 G
105919	21.71 G	106027	85.46 G	106135	10.39 G	106786	13.17 G	107493	67.41 G
105920	21.71 G	106028	147.63 G	106136	10.39 G	106787	13.17 G	107494	67.41 G
105922	30.02 G	106029	147.63 G	106137	10.39 G	106788	13.17 G	107495	67.41 G
105923	28.59 G	106030	147.63 G	106138	10.39 G	106789	21.63 G	107496	68.06 G
105925	28.59 G	106031	147.63 G	106139	10.39 G	106790	8.37 G	107497	75.30 G
105926	34.34 G	106032	152.05 G	106140	10.39 G	106791	13.17 G	107498	75.30 G
105927	34.34 G	106033	152.05 G	106143	13.37 G	106795	11.87 G	107499	86.50 G
105928	34.34 G	106036	152.05 G	106144	10.39 G	106796	13.17 G	107500	88.29 G
105929	34.34 G	106038	106.33 G	106146	10.39 G	106797	13.17 G	107501	99.06 G
105930	17.15 G	106039	110.32 G	106152	13.37 G	106798	13.17 G	107502	170.31 G
105931	21.71 G	106048	84.22 G	106155	13.37 G	106799	13.17 G	107503	83.45 G
105932	17.15 G	106049	84.22 G	106156	13.37 G	106800	13.17 G	107504	83.45 G
105933	16.73 G	106051	84.22 G	106158	12.73 G	106804	11.87 G	107505	96.77 G
105934	21.71 G	106053	88.81 G	106159	13.37 G	106805	13.17 G	107506	157.50 G
105935	17.15 G	106054	88.81 G	106162	15.43 G	106806	13.17 G	107507	157.50 G
105936	21.71 G	106055	88.81 G	106163	15.43 G	106807	13.17 G	107508	200.17 G
105938	28.59 G	106058	105.03 G	106167	15.43 G	106808	13.17 G	107509	86.65 G
105941	34.34 G	106059	105.03 G	106168	15.43 G	106810	11.87 G	107510	104.71 G
105942	34.34 G	106060	105.03 G	106171	1.62 G	106811	11.87 G	107511	182.02 G
105943	34.34 G	106061	105.03 G	106173	1.62 G	106812	13.17 G	107512	196.00 G
105946	39.03 G	106062	105.03 G	106174	1.54 G	106813	13.17 G	107513	196.00 G
105947	34.34 G	106063	109.46 G	106176	1.62 G	106814	13.17 G	107516	109.49 G
105948	35.47 G	106064	109.46 G	106177	1.54 G	106815	20.18 G	107518	62.09 G
105949	35.47 G	106065	109.46 G	106178	1.54 G	106822	13.17 G	107519	51.70 G
105950	35.47 G	106067	152.05 G	106179	1.54 G	106823	8.37 G	107520	55.08 G
105951	35.47 G	106068	152.05 G	106180	1.62 G	106825	21.36 G	107521	59.53 G
105952	35.47 G	106069	152.05 G	106181	1.62 G	106828	24.01 G	107522	59.53 G
		106075	88.81 G	106183	2.16 G	106830	24.01 G	107523	62.91 G

- accessories
- body
- handlebar & grips
- cables & levers
- exhaust
- engine**
- fuel & intake
- electrical & ignition
- clutch
- drive
- bearings
- brakes
- steering & suspension
- tires
- tools & shop

# ENGINE



## PISTONS, CONNECTING RODS, SEALS PRICING

- accessories
- body
- handlebar & grips
- cables & levers
- exhaust
- engine
- fuel & intake
- electrical & ignition
- clutch
- drive
- bearings
- brakes
- steering & suspension
- tires
- tools & shop

107524	62.91 G	107602	80.90 G	107697	27.25 G	107803	26.12 G	108012	21.63 G
107525	80.41 G	107603	80.90 G	107698	27.25 G	107804	26.12 G	108013	12.33 G
107527	79.32 G	107604	164.84 G	107699	27.25 G	107805	26.12 G	108014	15.29 G
107528	79.32 G	107605	96.53 G	107701	39.94 G	107806	26.12 G	108015	14.48 G
107529	64.04 G	107606	104.71 G	107702	48.57 G	107807	39.80 G	108017	22.28 G
107530	64.04 G	107607	181.42 G	107703	58.29 G	107808	26.12 G	108018	22.28 G
107531	64.04 G	107608	140.95 G	107704	55.09 G	107809	26.12 G	108279	59.91 G
107532	64.04 G	107611	164.84 G	107705	55.09 G	107810	56.64 G	108280	59.91 G
107533	67.41 G	107612	181.42 G	107706	56.95 G	107811	26.12 G	108281	59.91 G
107535	116.07 G	107614	21.70 G	107718	52.25 G	107812	26.12 G	108282	59.91 G
107536	122.60 G	107615	21.70 G	107725	16.24 G	107813	78.06 G	108289	52.22 G
107537	116.07 G	107616	19.56 G	107726	16.24 G	107814	33.30 G	108301	52.22 G
107538	116.07 G	107617	19.56 G	107727	14.38 G	107815	30.57 G	108302	52.22 G
107539	116.07 G	107618	19.56 G	107728	14.38 G	107816	30.57 G	108303	52.22 G
107540	160.60 G	107619	19.56 G	107729	16.14 G	107817	30.57 G	108304	52.22 G
107547	61.82 G	107620	35.27 G	107732	21.59 G	107818	30.57 G	108305	52.22 G
107548	63.55 G	107621	35.27 G	107733	21.59 G	107819	30.57 G	108316	79.83 G
107550	96.01 G	107622	35.27 G	107734	21.59 G	107820	69.34 G	108317	79.83 G
107551	94.71 G	107623	35.27 G	107735	21.59 G	107821	67.66 G	108318	79.83 G
107552	94.71 G	107624	35.27 G	107736	23.23 G	107824	69.34 G	108319	79.83 G
107553	94.71 G	107625	35.27 G	107737	21.59 G	107825	69.34 G	108320	79.83 G
107554	106.02 G	107626	35.27 G	107738	21.59 G	107933	10.87 G	108321	79.83 G
107555	98.73 G	107627	71.86 G	107739	28.11 G	107934	8.98 G	108339	85.55 G
107556	98.73 G	107628	61.01 G	107740	28.11 G	107936	11.79 G	108340	85.55 G
107557	98.73 G	107629	39.00 G	107741	28.11 G	107937	8.98 G	108341	85.55 G
107558	98.73 G	107632	35.27 G	107742	34.99 G	107938	21.25 G	108342	85.55 G
107559	98.73 G	107633	35.27 G	107743	34.99 G	107940	9.63 G	108343	85.55 G
107560	116.56 G	107634	35.27 G	107744	34.99 G	107941	12.16 G	108344	85.55 G
107561	116.56 G	107635	35.27 G	107745	34.99 G	107943	17.55 G	108345	85.55 G
107562	146.99 G	107636	35.27 G	107746	34.99 G	107944	17.92 G	108346	85.55 G
107563	138.14 G	107637	35.27 G	107747	34.99 G	107946	6.51 G	108347	85.55 G
107565	115.74 G	107638	61.01 G	107749	31.58 G	107947	11.14 G	108348	85.55 G
107568	48.98 G	107639	73.40 G	107750	31.58 G	107948	7.75 G	108349	102.91 G
107569	53.17 G	107640	73.40 G	107751	59.74 G	107949	16.68 G	108350	102.91 G
107570	38.99 G	107641	73.40 G	107752	55.09 G	107950	17.59 G	108351	102.91 G
107571	49.97 G	107642	52.54 G	107754	47.60 G	107951	15.60 G	108352	102.91 G
107572	54.63 G	107644	73.67 G	107757	24.79 G	107952	13.83 G	108353	96.00 G
107573	60.51 G	107645	88.05 G	107758	19.56 G	107956	15.77 G	108360	96.00 G
107574	80.13 G	107646	33.34 G	107759	18.27 G	107957	13.72 G	108363	96.00 G
107575	79.15 G	107647	89.75 G	107760	18.27 G	107958	12.70 G	108364	96.00 G
107576	79.15 G	107648	33.34 G	107761	19.56 G	107959	14.69 G	108365	96.00 G
107577	86.06 G	107649	41.99 G	107762	31.47 G	107960	15.17 G	108366	96.00 G
107578	86.06 G	107650	89.75 G	107763	34.99 G	107968	16.03 G	108368	96.00 G
107579	94.65 G	107659	53.13 G	107764	34.99 G	107973	12.33 G	108369	96.00 G
107580	90.33 G	107660	53.13 G	107765	34.99 G	107974	21.09 G	108370	96.00 G
107581	85.41 G	107661	18.01 G	107766	34.99 G	107976	20.51 G	108371	96.00 G
107582	85.41 G	107662	19.45 G	107767	36.60 G	107977	24.54 G	108380	86.13 G
107583	134.62 G	107665	18.01 G	107768	36.60 G	107978	25.02 G	108381	86.13 G
107584	127.28 G	107666	18.01 G	107769	26.09 G	107979	21.53 G	108382	86.13 G
107585	132.36 G	107680	19.45 G	107770	37.23 G	107980	23.90 G	108383	86.13 G
107586	157.50 G	107682	44.02 G	107771	37.23 G	107981	23.90 G	108386	145.21 G
107588	94.71 G	107683	19.45 G	107772	37.23 G	107982	19.32 G	108387	158.28 G
107589	162.93 G	107684	19.45 G	107773	37.23 G	107985	24.43 G	108388	158.28 B
107590	41.11 G	107685	19.45 G	107774	37.23 G	107987	19.16 G	108415	122.48 G
107591	80.90 G	107686	19.45 G	107775	48.57 G	107988	7.27 G	108416	122.48 G
107592	80.90 G	107687	19.45 G	107776	71.24 G	107990	23.03 G	108417	122.48 G
107594	84.38 G	107688	19.45 G	107777	73.67 G	107991	15.29 G	108418	122.48 G
107595	80.90 G	107689	19.45 G	107779	37.76 G	107992	7.27 G	108419	122.48 G
107596	80.90 G	107690	19.45 G	107780	73.67 G	107993	7.85 G	108420	122.48 G
107597	107.32 G	107691	26.02 G	107798	16.39 G	107994	23.78 G	108421	122.48 G
107598	80.90 G	107693	27.25 G	107799	26.12 G	107996	9.63 G	108422	122.48 G
107599	80.90 G	107694	21.59 G	107800	26.12 G	108004	11.94 G	108423	122.48 G
107600	162.93 G	107695	21.59 G	107801	26.12 G	108005	13.07 G	108424	122.48 G
107601	80.90 G	107696	21.59 G	107802	26.12 G	108011	17.65 G	108426	122.48 G



## PISTONS, CONNECTING RODS, SEALS PRICING

108427	122.48	G	108604	96.00	G	108837	86.59	G	108981	175.31	G	109275	150.53	G
108428	122.48	G	108605	96.00	G	108838	86.59	G	108982	175.31	G	109276	150.53	G
108429	122.48	G	108608	96.00	G	108849	91.76	G	108983	160.83	G	109277	153.63	G
108432	112.26	G	108610	96.00	G	108850	91.76	G	108984	160.83	G	109278	153.63	G
108433	112.26	G	108621	96.00	G	108851	91.76	G	108985	160.83	G	109279	156.91	G
108434	112.26	G	108622	96.00	G	108852	91.76	G	108986	175.31	G	109280	156.91	G
108435	112.26	G	108623	96.00	G	108853	91.76	G	108987	175.31	G	109281	156.91	G
108437	112.26	G	108626	96.00	G	108860	79.83	G	108994	71.34	G	109337	51.47	G
108438	112.26	G	108627	96.00	G	108861	79.83	G	108995	71.34	G	109338	51.47	G
108439	112.26	G	108628	96.00	G	108862	79.83	G	108996	71.34	G	109339	51.47	G
108440	112.26	G	108629	96.00	G	108863	79.83	G	108997	71.34	G	109340	55.28	G
108441	112.26	G	108631	96.00	G	108864	79.83	G	108998	71.34	G	109342	55.28	G
108442	163.01	G	108632	96.00	G	108865	79.83	G	108999	71.34	G	109343	55.28	G
108448	159.66	G	108633	96.00	G	108866	79.83	G	109173	79.83	G	109344	55.28	G
108449	159.66	G	108634	96.00	G	108867	79.83	G	109174	79.83	G	109345	55.28	G
108450	163.01	G	108636	86.13	G	108882	96.00	G	109176	79.83	G	109346	55.28	G
108451	179.31	G	108637	86.13	G	108883	96.00	G	109177	79.83	G	109347	55.28	G
108452	179.31	G	108642	86.13	G	108885	96.00	G	109178	79.83	G	109348	75.85	G
108458	88.93	G	108643	86.13	G	108886	96.00	G	109179	79.83	G	109349	75.85	G
108459	88.93	G	108644	86.13	G	108887	96.00	G	109180	79.83	G	109350	75.85	G
108460	88.93	G	108645	86.13	G	108888	96.00	G	109181	79.83	G	109351	75.85	G
108466	191.43	G	108699	122.48	G	108889	96.00	G	109182	79.83	G	109353	97.71	G
108469	174.01	G	108704	122.48	G	108890	96.00	G	109183	79.83	G	109354	97.71	G
108470	174.01	G	108705	122.48	G	108891	96.00	G	109184	79.83	G	109355	97.71	G
108471	174.01	G	108706	122.48	G	108895	96.00	G	109185	79.83	G	109356	97.71	G
108473	174.01	G	108707	122.48	G	108896	96.00	G	109186	79.83	G	109361	100.74	G
108474	174.01	G	108708	122.48	G	108897	96.00	G	109202	96.00	G	109370	125.05	G
108478	153.63	G	108709	122.48	G	108899	96.00	G	109203	96.00	G	109371	125.05	G
108479	153.63	G	108711	112.26	G	108900	96.00	G	109204	96.00	G	109372	125.05	G
108480	153.63	G	108712	112.26	G	108901	96.00	G	109205	96.00	G	109373	125.05	G
108481	153.63	G	108719	175.21	G	108902	96.00	G	109206	96.00	G	109374	125.05	G
108482	153.63	G	108726	163.01	G	108905	86.13	G	109207	96.00	G	109375	125.05	G
108483	153.63	G	108727	163.01	G	108906	86.13	G	109208	96.00	G	109376	125.05	G
108484	153.63	G	108728	163.01	G	108907	86.13	G	109213	96.00	G	109380	163.30	G
108485	153.63	G	108732	169.12	G	108908	86.13	G	109215	96.00	G	109383	148.40	G
108489	191.43	G	108733	169.12	G	108911	86.13	G	109216	96.00	G	109386	131.55	G
108490	191.43	G	108734	169.12	G	108912	86.13	G	109218	86.13	G	109391	128.84	G
108495	125.16	G	108735	191.43	G	108913	86.13	G	109219	86.13	G	109397	128.84	G
108496	125.16	G	108736	191.43	G	108914	111.06	G	109220	86.13	G	109398	128.84	G
108497	125.16	G	108738	174.01	G	108918	111.06	G	109223	86.13	G	109400	128.84	G
108498	125.16	G	108740	191.43	G	108921	91.76	G	109224	86.13	G	109405	128.84	G
108511	142.75	G	108741	191.43	G	108922	91.76	G	109225	86.13	G	109408	128.84	G
108512	142.75	G	108742	174.01	G	108923	91.76	G	109226	93.09	G	109409	128.84	G
108513	142.75	G	108743	174.01	G	108924	91.76	G	109231	116.77	G	109410	128.84	G
108514	142.75	G	108744	174.01	G	108927	111.06	G	109232	116.77	G	109411	128.84	G
108515	142.75	G	108745	191.43	G	108928	111.06	G	109233	116.77	G	109413	205.12	G
108517	142.75	G	108746	191.43	G	108929	111.06	G	109234	116.77	G	109414	205.12	G
108537	59.91	G	108753	174.01	G	108930	111.06	G	109240	122.48	G	109415	188.18	G
108538	59.91	G	108754	174.01	G	108931	111.06	G	109241	122.48	G	109416	188.18	G
108539	59.91	G	108755	174.01	G	108932	111.06	G	109242	122.48	G	109417	188.18	G
108540	59.91	G	108756	191.43	G	108933	111.06	G	109243	122.48	G	109418	145.02	G
108541	59.91	G	108757	191.43	G	108944	111.06	G	109244	122.48	G	109419	145.02	G
108543	59.91	G	108789	124.99	G	108947	112.26	G	109245	122.48	G	109420	145.02	G
108545	59.91	G	108790	124.99	G	108948	112.26	G	109247	112.26	G	109421	185.00	G
108555	67.74	G	108791	124.99	G	108949	112.26	G	109260	112.26	G	109422	185.00	G
108556	67.74	G	108792	124.99	G	108955	147.43	G	109261	112.26	G	109423	185.00	G
108557	67.74	G	108793	124.99	G	108958	147.43	G	109262	112.26	G	109424	205.12	G
108594	79.83	G	108794	124.99	G	108960	150.53	G	109264	150.53	G	109425	205.12	G
108595	79.83	G	108795	124.99	G	108970	175.31	G	109267	165.63	G	109426	205.12	G
108596	79.83	G	108832	86.59	G	108971	175.31	G	109270	150.53	G	109427	188.18	G
108597	79.83	G	108833	86.59	G	108972	165.63	G	109271	150.53	G	109428	188.18	G
108598	79.83	G	108834	86.59	G	108978	160.83	G	109272	150.53	G	109429	188.18	G
108599	79.83	G	108835	86.59	G	108979	160.83	G	109273	150.53	G	109430	205.12	G
108603	96.00	G	108836	86.59	G	108980	160.83	G	109274	150.53	G	109431	205.12	G

- accessories
- body
- handlebar & grips
- cables & levers
- exhaust
- engine
- fuel & intake
- electrical & ignition
- clutch
- drive
- bearings
- brakes
- steering & suspension
- tires
- tools & shop

# ENGINE



## PISTONS, CONNECTING RODS, SEALS PRICING

109432	206.97 G	109691	40.06 G	110159	30.02 G	110677	55.20 G	110926	18.24 G
109433	188.18 G	109692	40.06 G	110160	30.02 G	110678	44.70 G	110927	23.29 G
109434	188.18 G	109693	40.06 G	110169	54.56 G	110679	55.20 G	110928	17.42 G
109435	188.18 G	109694	40.06 G	110188	34.34 G	110680	24.01 G	110929	33.80 G
109436	205.12 G	109695	40.06 G	110189	37.77 G	110681	44.70 G	110930	125.91 G
109437	205.12 G	109696	40.06 G	110241	37.24 G	110683	55.20 G	110931	125.91 G
109438	188.18 G	109705	37.24 G	110242	37.24 G	110684	55.20 G	110932	33.80 G
109439	188.18 G	109706	37.24 G	110243	37.24 G	110685	55.20 G	110933	36.38 G
109440	188.18 G	109707	37.24 G	110244	37.73 G	110686	55.20 G	110934	125.91 G
109441	205.12 G	109708	37.24 G	110245	39.03 G	110687	57.40 G	110935	23.28 G
109442	205.12 G	109709	37.24 G	110246	39.03 G	110688	57.40 G	110936	17.42 G
109443	188.18 G	109710	37.24 G	110285	6.44 G	110689	62.89 G	110937	23.29 G
109444	188.18 G	109711	37.24 G	110292	6.49 G	110691	69.40 G	110938	17.42 G
109445	188.18 G	109712	37.24 G	110293	6.49 G	110692	62.89 G	110939	33.80 G
109446	188.18 G	109714	37.24 G	110294	6.49 G	110709	10.55 G	110940	139.90 G
109447	188.18 G	109718	19.89 G	110295	6.49 G	110713	10.12 G	110942	139.90 G
109480	188.18 G	109719	19.89 G	110297	10.39 G	110715	10.23 G	110943	36.38 G
109481	205.12 G	109720	19.89 G	110298	10.39 G	110717	11.14 G	110944	36.38 G
109482	205.12 G	109721	19.89 G	110300	10.39 G	110719	11.74 G	110945	139.90 G
109483	206.97 G	109722	19.89 G	110301	10.39 G	110720	11.74 G	110946	31.15 G
109484	188.18 G	109724	19.89 G	110302	13.37 G	110723	19.48 G	110947	22.54 G
109485	188.18 G	109726	19.89 G	110303	13.37 G	110728	33.15 G	110948	44.50 G
109486	188.18 G	109727	21.18 G	110304	10.39 G	110731	16.95 G	110949	31.15 G
109487	205.12 G	109729	21.18 G	110306	10.39 G	110744	15.17 G	110950	21.26 G
109488	205.12 G	109730	21.18 G	110308	13.37 G	110746	27.33 G	110951	13.07 G
109489	188.18 G	109767	21.71 G	110310	13.37 G	110751	10.23 G	110954	125.91 G
109490	188.18 G	109773	21.71 G	110317	1.62 G	110753	15.29 G	110955	125.91 G
109491	188.18 G	109998	28.59 G	110318	1.62 G	110755	11.14 G	110956	125.91 G
109492	205.12 G	110003	34.34 G	110319	1.62 G	110758	13.67 G	110957	24.70 G
109493	205.12 G	110005	34.34 G	110320	1.62 G	110759	21.69 G	110958	18.24 G
109494	205.12 G	110024	34.34 G	110321	1.62 G	110762	21.53 G	110959	18.24 G
109495	225.62 G	110060	37.24 G	110322	1.62 G	110763	21.53 G	110960	139.90 G
109496	225.62 G	110061	37.24 G	110325	1.54 G	110765	53.17 G	110961	139.90 G
109497	205.12 G	110062	37.24 G	110326	1.62 G	110766	52.74 G	110962	139.90 G
109498	205.12 G	110063	37.24 G	110327	1.62 G	110768	28.26 G	110963	139.90 G
109499	205.12 G	110064	37.24 G	110328	15.15 G	110770	34.01 G	110964	139.90 G
109531	104.08 G	110066	37.24 G	110329	15.15 G	110772	15.88 G	110965	139.90 G
109532	106.27 G	110068	37.24 G	110330	20.45 G	110773	18.41 G	110966	139.90 G
109577	19.89 G	110080	24.01 G	110331	20.45 G	110774	70.12 G	110967	139.90 G
109578	19.89 G	110081	24.01 G	110333	20.45 G	110775	21.53 G	110970	33.56 G
109579	19.89 G	110082	24.01 G	110334	20.45 G	110776	21.53 G	110971	23.11 G
109580	19.89 G	110083	24.01 G	110335	20.45 G	110782	54.95 G	110981	138.50 G
109587	21.47 G	110084	24.01 G	110336	26.48 G	110783	54.95 G	110983	125.91 G
109592	23.67 G	110085	24.01 G	110340	26.48 G	110784	54.30 G	110984	125.91 G
109593	23.67 G	110086	24.01 G	110341	26.48 G	110785	59.80 G	110985	125.91 G
109594	23.67 G	110104	24.01 G	110342	38.70 G	110794	42.19 G	110986	31.15 G
109595	23.67 G	110105	24.01 G	110343	38.70 G	110795	47.15 G	110987	25.78 G
109596	23.67 G	110107	24.01 G	110344	38.70 G	110796	48.44 G	110988	139.90 G
109617	26.31 G	110108	24.01 G	110345	38.70 G	110797	47.15 G	110989	139.90 G
109618	26.31 G	110113	21.72 G	110346	38.70 G	110798	19.59 G	110992	139.90 G
109619	26.31 G	110114	21.72 G	110347	38.70 G	110799	19.59 G	110993	139.90 G
109620	26.31 G	110116	21.72 G	110348	38.70 G	110800	43.94 G	110994	139.90 G
109621	26.31 G	110117	21.72 G	110349	38.70 G	110801	57.07 G	110995	139.90 G
109622	26.31 G	110118	21.72 G	110666	47.41 G	110802	50.64 G	110998	138.50 G
109623	26.31 G	110133	22.87 G	110667	47.41 G	110913	34.60 G	110999	138.50 G
109624	26.31 G	110135	21.71 G	110668	37.80 G	110914	48.11 G	111000	125.91 G
109625	26.31 G	110136	21.71 G	110669	55.20 G	110915	27.50 G	111001	125.91 G
109626	26.31 G	110137	21.71 G	110670	47.41 G	110917	31.45 G	111028	125.91 G
109666	30.02 G	110139	21.71 G	110671	55.20 G	110919	20.54 G	111029	139.90 G
109672	34.34 G	110141	21.71 G	110672	55.20 G	110920	12.30 G	111030	139.90 G
109676	30.02 G	110143	21.71 G	110673	55.20 G	110921	21.26 G	111031	139.90 G
109677	30.02 G	110151	28.59 G	110674	55.20 G	110922	13.39 G	111032	139.90 G
109678	30.02 G	110157	30.02 G	110675	55.20 G	110923	23.29 G	111035	138.50 G
109689	40.06 G	110158	30.02 G	110676	55.20 G	110924	17.42 G	111036	138.50 G
109690	40.06 G					110925	26.16 G	111037	125.91 G



## PISTONS, CONNECTING RODS, SEALS PRICING

111038	125.91	G	112619	188.18	G	112689	29.95	G	113404	96.00	G	113575	157.50	G
111039	125.91	G	112620	188.18	G	112690	32.67	G	113405	96.00	G	113577	80.90	G
111040	125.91	G	112621	188.18	G	112691	29.95	G	113406	96.00	G	113578	80.90	G
111041	139.90	G	112622	188.18	G	112692	32.67	G	113408	51.47	G	113579	80.90	G
111042	139.90	G	112623	188.18	G	112693	120.41	G	113409	51.47	G	113580	164.84	G
111043	139.90	G	112626	132.32	G	112694	47.41	G	113410	51.47	G	113630	55.20	G
111044	139.90	G	112627	132.32	G	112695	15.15	G	113412	100.74	G	113793	86.13	G
111045	139.90	G	112628	132.32	G	112696	88.81	G	113413	100.74	G	113794	86.13	G
111046	139.90	G	112629	132.32	G	112697	147.63	G	113414	100.74	G	113795	86.13	G
111047	46.16	G	112633	150.53	G	112698	44.70	G	113415	100.74	G	113797	86.13	G
111048	139.90	G	112634	150.53	G	112699	26.48	G	113416	100.74	G	113798	145.21	G
111049	44.02	G	112635	150.53	G	112700	53.51	G	113417	100.74	G	113799	145.21	G
111050	28.41	G	112636	156.91	G	112701	138.47	G	113418	100.74	G	113800	145.21	G
111054	131.82	G	112637	156.91	G	112702	69.34	G	113419	125.05	G	113804	170.77	G
111055	131.82	G	112638	156.91	G	112703	138.47	G	113420	125.05	G	113807	110.45	G
111057	131.82	G	112639	55.28	G	112704	11.74	G	113421	128.84	G	113808	110.45	G
111060	131.82	G	112640	128.84	G	112705	64.45	G	113422	128.84	G	113809	110.45	G
111062	146.47	G	112641	128.84	G	112706	135.58	G	113424	128.84	G	113810	88.93	G
111063	146.47	G	112642	128.84	G	112707	135.58	G	113426	128.84	G	113811	174.01	G
111067	131.82	G	112643	112.26	G	112708	135.58	G	113427	185.00	G	113812	174.01	G
111068	131.82	G	112644	112.26	G	112709	135.58	G	113428	185.00	G	113813	174.01	G
111069	131.82	G	112645	163.01	G	112710	135.58	G	113429	185.00	G	113814	174.01	G
111070	131.82	G	112646	163.01	G	112711	135.58	G	113430	185.00	G	113815	174.01	G
111072	183.12	G	112647	163.01	G	112712	135.58	G	113431	185.00	G	113816	174.01	G
111073	131.82	G	112648	185.29	G	112713	135.58	G	113432	185.00	G	113817	174.01	G
111075	131.82	G	112649	185.29	G	112715	125.91	G	113433	125.05	G	113818	125.16	G
111077	131.82	G	112650	185.29	G	112716	125.91	G	113434	125.05	G	113819	125.16	G
111078	131.82	G	112651	185.29	G	112739	35.47	G	113435	125.05	G	113820	185.29	G
111082	146.47	G	112652	185.29	G	112851	74.94	G	113436	106.27	G	113821	185.29	G
111083	146.47	G	112653	15.43	G	112852	80.90	G	113437	106.27	G	113822	185.29	G
111086	75.30	G	112654	15.43	G	112914	55.20	G	113439	166.49	G	113823	185.29	G
111087	99.83	G	112655	13.37	G	112936	137.55	G	113440	166.49	G	113824	185.29	G
111088	61.00	G	112656	13.37	G	112937	15.15	G	113441	166.49	G	113825	185.29	G
111089	99.83	G	112657	10.39	G	112939	26.48	G	113442	166.49	G	113826	185.29	G
111091	213.05	G	112658	30.02	G	112940	26.48	G	113443	166.49	G	113827	185.29	G
111093	213.05	G	112659	30.02	G	112941	26.48	G	113444	166.49	G	113828	185.29	G
111096	17.20	G	112660	30.02	G	112942	26.48	G	113445	138.12	G	113830	185.29	G
111097	6.18	G	112661	30.02	G	112943	38.70	G	113446	138.12	G	113833	163.01	G
111098	5.57	G	112662	30.02	G	112944	38.70	G	113447	138.12	G	113834	163.01	G
111099	4.57	G	112663	30.02	G	112945	38.70	G	113448	138.12	G	113835	163.01	G
111100	3.70	G	112664	13.37	G	113046	104.71	G	113449	138.12	G	113836	163.01	G
111101	6.80	G	112665	37.24	G	113048	157.50	G	113450	138.12	G	113837	163.01	G
111102	7.85	G	112666	15.43	G	113049	157.50	G	113454	21.71	G	113838	163.01	G
111107	3.27	G	112667	49.57	G	113050	94.65	G	113456	31.48	G	113839	174.01	G
111108	3.47	G	112668	13.37	G	113051	157.50	G	113457	31.48	G	113840	174.01	G
111109	4.33	G	112669	15.43	G	113052	91.75	G	113458	31.48	G	113841	174.01	G
111110	5.33	G	112670	35.47	G	113053	84.38	G	113459	31.48	G	113842	174.01	G
111114	3.67	G	112671	13.37	G	113054	80.90	G	113460	31.48	G	113843	174.01	G
111115	6.36	G	112672	13.37	G	113055	59.74	G	113461	24.01	G	113853	150.53	G
111116	3.46	G	112673	10.39	G	113056	26.09	G	113464	28.59	G	113854	150.53	G
111117	5.75	G	112674	26.73	G	113058	26.12	G	113465	34.34	G	113859	160.83	G
111118	3.63	G	112675	15.43	G	113059	26.12	G	113466	34.34	G	113860	160.83	G
111122	4.56	G	112676	26.73	G	113060	69.34	G	113467	34.34	G	113861	160.83	G
111259	12.70	G	112677	15.43	G	113062	162.88	G	113468	34.34	G	113862	160.83	G
111268	10.64	G	112678	21.71	G	113063	162.88	G	113472	26.27	G	113863	160.83	G
111306	11.47	G	112679	8.95	G	113394	11.71	G	113513	55.08	G	113864	160.83	G
111308	3.44	G	112681	13.37	G	113395	15.43	G	113514	57.65	G	113866	150.53	G
111707	79.83	G	112682	13.37	G	113397	88.93	G	113542	137.55	G	113867	150.53	G
111708	79.83	G	112683	15.43	G	113398	79.83	G	113543	152.05	G	113868	150.53	G
111709	79.83	G	112684	15.43	G	113399	86.13	G	113544	147.63	G	113869	150.53	G
112615	185.00	G	112685	26.73	G	113400	86.13	G	113545	88.81	G	113873	156.91	G
112616	185.00	G	112686	13.37	G	113401	79.83	G	113546	162.88	G	113874	156.91	G
112617	185.00	G	112687	13.37	G	113402	79.83	G	113547	162.88	G	113875	156.91	G
112618	188.18	G	112688	32.67	G	113403	79.83	G	113548	162.88	G	113887	175.21	G

- accessories
- body
- handlebar & grips
- cables & levers
- exhaust
- engine
- fuel & intake
- electrical & ignition
- clutch
- drive
- bearings
- brakes
- steering & suspension
- tires
- tools & shop

# ENGINE



## PISTONS, CONNECTING RODS, SEALS PRICING

- accessories
- body
- handlebar & grips
- cables & levers
- exhaust
- engine**
- fuel & intake
- electrical & ignition
- clutch
- drive
- bearings
- brakes
- steering & suspension
- tires
- tools & shop

113888	175.21	G	113932	188.18	G	113982	2.16	G	114213	76.97	G	114537	104.41	G
113889	175.21	G	113933	188.18	G	113983	2.27	G	114215	205.12	G	114538	80.16	G
113890	178.35	G	113934	188.18	G	113985	2.16	G	114216	205.12	G	114539	43.51	G
113891	178.35	G	113935	188.18	G	113993	39.03	G	114217	205.12	G	114540	43.51	G
113892	178.35	G	113936	188.18	G	113994	39.03	G	114307	163.01	G	114541	86.61	G
113893	188.18	G	113937	188.18	G	113995	35.47	G	114308	163.01	G	114542	50.26	G
113894	188.18	G	113938	188.18	G	113996	39.03	G	114309	170.77	G	114543	52.53	G
113895	188.18	G	113939	188.18	G	113997	39.03	G	114310	170.77	G	114544	90.08	G
113896	175.21	G	113940	188.18	G	113998	35.47	G	114311	108.18	G	114545	91.47	G
113897	175.21	G	113941	188.18	G	113999	35.47	G	114315	163.01	G	114546	65.74	G
113898	175.21	G	113942	188.18	G	114000	35.47	G	114316	163.01	G	114547	87.58	G
113899	188.18	G	113943	188.18	G	114001	35.47	G	114317	163.01	G	114548	88.97	G
113900	188.18	G	113944	188.18	G	114002	35.47	G	114318	163.01	G	114549	86.54	G
113901	188.18	G	113945	188.18	G	114015	36.38	G	114319	163.01	G	114550	103.87	G
113902	175.21	G	113946	188.18	G	114016	139.90	G	114320	163.01	G	114551	74.16	G
113903	175.21	G	113947	188.18	G	114017	139.90	G	114321	104.08	G	114552	76.16	G
113904	175.21	G	113948	188.18	G	114018	125.91	G	114322	104.08	G	114553	27.91	G
113905	182.22	G	113949	188.18	G	114019	125.91	G	114323	104.08	G	114554	49.50	G
113906	182.22	G	113950	188.18	G	114020	139.90	G	114324	104.08	G	114555	63.45	G
113907	182.22	G	113951	188.18	G	114021	139.90	G	114325	188.18	G	114556	72.80	G
113908	188.18	G	113952	188.18	G	114022	135.58	G	114326	188.18	G	114557	50.20	G
113909	188.18	G	113953	188.18	G	114023	135.58	G	114327	188.18	G	114558	40.53	G
113910	188.18	G	113954	188.18	G	114024	135.58	G	114328	122.48	G	114559	44.93	G
113911	188.18	G	113955	188.18	G	114025	131.16	G	114329	122.48	G	114560	105.31	G
113912	188.18	G	113956	188.18	G	114026	131.16	G	114330	122.48	G	114561	129.60	G
113913	188.18	G	113957	188.18	G	114027	196.20	G	114331	122.48	G	114562	41.06	G
113914	205.12	G	113958	188.18	G	114028	135.58	G	114332	150.53	G	114563	54.87	G
113915	205.12	G	113959	188.18	G	114029	135.58	G	114333	150.53	G	114564	63.61	G
113916	188.18	G	113960	188.18	G	114030	135.58	G	114334	150.53	G	114565	102.81	G
113917	188.18	G	113961	188.18	G	114031	135.58	G	114335	125.05	G	114566	116.12	G
113918	188.18	G	113962	188.18	G	114032	135.58	G	114336	125.05	G	114567	121.52	G
113919	188.18	G	113963	188.18	G	114033	119.09	G	114337	125.05	G	114568	91.87	G
113920	188.18	G	113964	188.18	G	114034	160.60	G	114338	163.01	G	114569	120.11	G
113921	188.18	G	113965	188.18	G	114176	75.30	G	114339	163.01	G	114570	30.37	G
113922	188.18	G	113966	188.18	G	114177	99.83	G	114340	163.01	G	114571	26.49	G
113923	188.18	G	113967	232.39	G	114178	61.00	G	114528	135.58	G	114572	29.19	G
113924	188.18	G	113968	232.39	G	114179	99.83	G	114529	135.58	G	114573	48.12	G
113925	188.18	G	113969	232.39	G	114186	59.74	G	114530	135.58	G	114574	55.32	G
113926	188.18	G	113973	188.18	G	114188	41.99	G	114531	135.58	G			
113927	188.18	G	113974	188.18	G	114191	69.77	G	114532	135.58	G			
113928	188.18	G	113975	188.18	G	114209	17.15	G	114533	135.58	G			
113929	188.18	G	113976	188.18	G	114210	76.97	G	114534	146.47	G			
113930	188.18	G	113977	188.18	G	114211	81.88	G	114535	146.47	G			
113931	188.18	G	113978	188.18	G	114212	76.97	G	114536	119.02	G			

**AUTOMATIC**  
DISTRIBUTORS

ORDER ONLINE  
24/7/365

[www.autodist.com](http://www.autodist.com)







## FORGED POWERSPORTS PISTONS

### Powersports Forged Piston Advantage

Wiseco leads the performance aftermarket by producing the highest quality forged pistons for Dirt Bikes, ATV's, Snowmobiles, Outboard Marine, and Motorcycles right here in the USA. Wiseco is unique because we forge all of our own pistons in house, and produce all of our own forge tooling right here in the USA. This allows us to control all aspects of our manufacturing process from raw bar to skirt coating finished parts.

In addition, in-house dyno testing gives Wiseco the ability to develop state-of-the-art technology such as new shapes, coatings, and components, and lead the industry through rigorous R&D. Linking all segments of Wiseco's organization through design, testing, manufacturing, and distribution allows us to fulfill market needs with minimum lead-times.



### Piston Engineering / ArmorGlide Coating



Some of our forged pistons offer our new ArmorGlide™ skirt coating, which is the result of testing, development, and benchmarking through Wiseco's rigorous in-house dyno program. The outcome is the ultimate in skirt coating toughness, lubrication, and bond technology working together to minimize friction, maximize horsepower, and provide improved wear resistance. Not only is ArmorGlide™ a high-tech lubricant that reduces friction, but it also allows the piston to be fitted tighter within the bore allowing a better ring seal and reduced noise from piston rock.

### Top End Piston Kits

Wiseco's complete top end Piston Kits are offered for nearly every popular application in the powersports market. These kits contain everything you need to complete your rebuild the right way, the first time. High quality parts specifically chosen by us to match our forged pistons are included in this kit for easy one stop shopping.

- 4-stroke kits feature a 'race-ready' dome finish with smooth edges for improved combustion flow. Horizontal slot-pin oiling reduces friction and provides scuff resistance, along with a pressure seal groove for maximum ring seal.
- Most PK/SK/WK/VT kits from Wiseco feature a complete top end gasket kit that gives you everything you need to complete your rebuild from premium materials.
- 4-stroke race applications feature Wiseco's ArmorGlide™ skirt coating to provide reduced friction and noise to contribute to increased horsepower.
- Dedicated forgings used for superior strength to weight ratio utilizing aerospace alloy.
- High Performance ring kit and alloy pin included with each piston kit for extended life and sustained power.



accessories

body

handlebar  
& gripscables &  
levers

exhaust

engine

fuel &  
intakeelectrical  
& ignition

clutch

drive

bearings

brakes


steering &  
suspension

tires

tools &  
shop


# ENGINE

accessories	<b>WASCO</b>		BORE X STROKE	BORE SIZE	TOP END KIT	SINGLE PISTON	RING SET	PIN	CLIP	TOP END GASKET KIT	TOP END BEARING
	<b>MODEL</b>	<b>YEAR</b>									
	<b>BMW (4-STROKE)</b>										
body	GX450	08-12	98	98			<b>9800ZV</b>	111610	CW20		
handlebar & grips	11.6:1 Standard Compression		x								
cables & levers	GX450	08-12	98	98			<b>9800ZV</b>	111610	CW20		
exhaust	13.5:1 Compression		x								
engine			59								
fuel & intake	<b>COBRA (2-STROKE)</b>										
electrical & ignition	Cobra,Cobra Action- with Reed Moto-Morini engine	97-99	39	39		<b>698M03900</b>	<b>1535CDM</b>	S563	CW12	W5755	
clutch	*Will not fit King Cobra Model		x	41		<b>698M04100</b>	<b>1614CD</b>				
drive	*Chrome Bore - Cylinder sleeving or replating required for oversizes		41.7								
bearings	<b>GAS GAS (2-STROKE)</b>										
brakes	EC/MC125	00-01	54	54		<b>726M05400</b>	<b>2126CST</b>	S467	CW15		B1001
steering & suspension			x	54.5		<b>726M05450</b>	<b>2146CS</b>				
tires			54.5	55		<b>726M05500</b>	<b>2165CS</b>				
tools & shop			54.5	56		<b>726M05600</b>	<b>2205CS</b>				
	EC/MC125	02-08	54	54		<b>762M05400</b>	<b>104608</b>	S632	CW15		B1001
			x	56		<b>762M05600</b>	<b>2205CS</b>				
	EC200	99-11	62.5	62.5		<b>101165</b>	<b>2461CD</b>	S477	CW18		
			x								
			65								
	EC250	97-15	66.4	66.4		<b>102680</b>	<b>2614CD</b>	S508	CW18		B1003
	SM250		x								
	MC250		72								
	EC300	00-15	72	72		<b>101273</b>	<b>2835CD</b>	S508	CW18		B1003
			x								
			72								
	<b>GAS GAS (4-STROKE)</b>										
	EC250F	10-15	77	77		<b>4882M07700</b>	<b>7700XU</b>	S742	CW16		
			x								
			53.6								
	EC250F	10-15	77	77		<b>4881M07700</b>	<b>7700YC</b>	S742	CW16		
			x								
			53.6								
	EC300F	13-15	83	83		<b>102726</b>	<b>3268XG</b>	S677	CW16		
			x								
			53.6								
	EC450F	05-09	97	100			<b>104050</b>	S641	CW20		
	SM450FSR	07-09	x								
			60.8								
	EC450F	13-15	95	95		<b>4785M09500</b>	<b>3741XS</b>	S600	CW18		
			x								
			63.4								
	EC450F	13-15	95	95		<b>102876</b>	<b>3741XS</b>	S600	CW18		
			x								
			63.4								

	BORE X STROKE	BORE SIZE	TOP END KIT	SINGLE PISTON	RING SET	PIN	CLIP	TOP END GASKET KIT	TOP END BEARING	
MODEL YEAR										
<b>GM (4-STROKE)</b>										
GM500	All	90 x 78.5	90		102555	104388	104782			
<b>HONDA (2-Stroke)</b>										
CR80	80-82	49.5 x 41.4	49.5 50 50.5 51 51.5		450M04950 450M05000 450M05050	1949CD 1969CD 1988CD	S538	CW12	100850	B1015
CR80	83	49.5 x 41.4	50 50.5 51 51.5		101411 101412 112144 103248	1969CD 1988CD 2008CD 101002	S538 (Not included)	CW12	100846	B1015
CR80	84	49.5 x 41.4	50 50.5 51 51.5		103257 103258 102839	1969CD 1988CD 2008CD	S538 (Not included)	CW12	100847	B1015
CR80 *International Bore - Not available in U.S.	86-02	46 x 47.8	46		100479	1810CS	S517	CW14		B1012
CR80	86-02	47 x 47.8	47 49		103550	1850CS	S517	CW14	W6136 1992- 2002	B1012
CR80	86-91	47 x 47.8	47 47.5 48 49	103440 103442	643M04700 643M04750 643M04800 101658	1850CS 1869CS 1890CS 1929CS	S517	CW14		B1012
CR80	92-02	47 x 47.8	47 47.5 48 49	103108 103109 103110 101130	643M04700 643M04750 643M04800 101658	1850CS 1869CS 1890CS 1929CS	S517	CW14	W6136 47-48mm	B1012
CR80	93-06	52 x	52	103884	766M05200	2047CS	S288	CW14	W5973 1993- 2006	B1012
CR85	03-07	47.5 x 47.8	47.5	103349	838M04750	1869CS	S517	CW14	W6136 2003- 2006	B1080
CR85	03-07	47.5 X 47.8	47.5 48 48.5 49.5 50.5	101375 101376 101377 103963 103964	833M04750 833M04800 833M04850 833M04950 101245	1869CS 1890CS 1909CS 1949CS 100158	S517	CW14	W6136 47-48mm W5356 48.5- 50mm W5973 50.5mm	B1080

- accessories
- body
- handlebar & grips
- cables & levers
- exhaust
- engine**
- fuel & intake
- electrical & ignition
- clutch
- drive
- bearings
- brakes
- steering & suspension
- tires
- tools & shop

# ENGINE

		BORE X STROKE	BORE SIZE	TOP END KIT	SINGLE PISTON	RING SET	PIN	CLIP	TOP END GASKET KIT	TOP END BEARING
MODEL	YEAR									
<b>HONDA (2-STROKE) CONTINUED</b>										
MT125	73-78	56	56		101864	2205CD	S394	CW14	104396	B1018
CR125M	73-78	x	56.5		101865	2224CD				
		50	57		101866	2244CD				
			57.5		102362	2264CD				
			58		102363	2284CD				
CR125R	79	56	56		430M05600	2205CDM	S394	CW14	W5680	B1018
*2205CDM rings required standard Chrome Bore		x			448M05650	2224CD	(Not Included)			
		50	57		448M05700	2244CD				
			57.5		102106	2264CD				
CR125R	80-84	55.5	55.5		448M05550	2185CD	S394	CW14	W5680	B1018
		x	56		448M05600	2205CD	(Not Included)		1979-1980	
		50			448M05650	2224CD			W4025	
			57		448M05700	2244CD			1983	
			57.5		102106	2264CD			W4027	
									1984	
CR125R	85-86	54	54		518M05400	2126CD	S485	CW14	W4027	B1006
		x	54.5		518M05450	2146CD			1985	
		54	55		518M05500	2165CD				
			55.5		103876	2185CD			W4894	
			56		103877	2205CD			1986	
CR125R	87	54	54	101679	553M05400	2126CS	S288	CW14	W5270	B1018
*Power Valve must be modified for 55mm and larger		x	54.5		553M05450	2146CS				
		54	55		553M05500	2165CS				
			55.5		553M05550	2185CS				
			56	101737	553M05600	2205CS				
CR125R	88-89	54	54		564M05400	2126CS	S467	CW15	W5270	B1001
*1989 model has Nikasil Bore Cylinder sleeving or replating is required for over sizes		x	54.5	101172	564M05450	2146CS				
		54.5	55		564M05500	2165CS				
			55.5		564M05550	2185CS				
			56	102230	564M05600	2205CS				
CR125R	90-91	54	54		595M05400	2126CS	S467	CW15	W5318	B1001
		x	54.5		595M05450	2146CS				
		54.5	55		595M05500	2165CS				
CR125R	92-97	54	54	102480	676M05400	2126CS	S467	CW15	W5318	B1001
		x	54.5	102481	676M05450	2146CS			54-55mm	
		54.5	55	102482	676M05500	2165CS				
			56	103591	676M05600	2205CS			W5964	
									56mm	
CR125R	95-97	54	54	102404	762M05400	104608	S632	CW15	W5318	B1001
		x	56		762M05600	2205CS			54mm	
									W5964	
									56mm	
CR125R	98-99	54	54	102483	676M05400	2126CS	S467	CW15	W5684	B1001
		x	54.5	102484	676M05450	2146CS			54-55mm	
		54.5	55	102485	676M05500	2165CS				
			56	103592	676M05600	2205CS			W5965	
									56mm	
CR125R	98-99	54	54	102405	762M05400	104608	S632	CW15	W5684	B1001
		x	56		762M05600	2205CS			54-55mm	
		54.5							W5965	
									56mm	

<b>WASCO</b>		BORE X STROKE	BORE SIZE	TOP END KIT	SINGLE PISTON	RING SET	PIN	CLIP	TOP END GASKET KIT	TOP END BEAR- ING
MODEL	YEAR									
<b>HONDA (2-STROKE) CONTINUED</b>										
CR125R	00	54 x 54.5	54 54.5 55 56	101157  101454	676M05400 676M05450 676M05500 676M05600	2126CS 2146CS 2165CS 2205CS	S467	CW15	W5847 54-55mm  W5966 56mm	B1001
CR125R	00-02	54 x 54.5	54 56	103874 102365	762M05400 762M05600	2126CS 2205CS	S632	CW15	W6020 54mm  W5903 56mm	B1001
CR125R	01-02	54 x 54.5	54 54.5 55 56	101160 101161 101162 102108	676M05400 676M05450 676M05500 676M05600	2126CS 2146CS 2165CS 2205CS	S467	CW15	W6020 54-55mm  W5903 56mm	B1001
CR125R	03	54 x 54.5	54 56	101491 102902	762M05400 762M05600	104608 2205CS	S632	CW15	W6104 54mm  W6127 56mm	B1001
CR125R	03	54 x 54.5	54 54.5 55 56	101485  102735	676M05400 676M05450 676M05500 676M05600	2126CS 2146CS 2165CS 2205CS	S467	CW15	W6104 54-55mm  W6127 56mm 103332 57mm	B1001
CR125R	04	54 x 54.5	54 56		840M05400	2126CS	S632	CW15	W6104 54mm	B1001
CR125R	04	54 x 54.5	54 56 57	101254 103011 103244	841M05400 841M05600 103199	104608 2205CS 2244CS	S632	CW15	W6104 54mm  W6127 56mm 103332 57mm	B1001
CR125R	05-07	54 x 54.5	54	101324	859M05400	2126CS	S632	CW15	W6350	B1001
CR125R	05-07	54 x 54.5	54 56 57	102155  103552	841M05400 841M05600 103199	104608 2205CS 2244CS	S632	CW15	W6350 54mm  103331 56-57mm	B1001
CR250M	73-74	70 x 64.4	70 71		112097 101759	2756CD 2795CD	S343 (NotIn- cluded)	CW18	104595	B1003
CR250M MT250,MR250	75-77 75-77	70 x 64.4	70 70.5 71 71.5 72		338M07000 338M07050 338M07100 338M07150 101458	2756CD 2776CD 2795CD 2815CD 2835CD	S343	CW18	W5558 MT,MROnly	B1003

- accessories
- body
- handlebar & grips
- cables & levers
- exhaust
- engine**
- fuel & intake
- electrical & ignition
- clutch
- drive
- bearings
- brakes
- steering & suspension
- tires
- tools & shop

# ENGINE

	<b>WISeco</b>	BORE X STROKE	BORE SIZE	TOP END KIT	SINGLE PISTON	RING SET	PIN	CLIP	TOP END GASKET KIT	TOP END BEAR- ING	
<b>HONDA (2-STROKE) CONTINUED</b>											
accessories	CR250R	78-80	70	70		431M07000	2756CD/ CDM	S343	CW18	104410	B1003
body	*2756CDMringsre- quiredstandard- ChromeBore		x	70.25		431M07025	2766CD				
handlebar & grips			64.4	70.5	102672	431M07050	2776CD				
cables & levers				70.75		103545	2786CD				
exhaust				71	102674	431M07100	2795CD				
engine				71.25		101874	2805CD				
fuel & intake		71.5	101387	431M07150	2815CD						
electrical & ignition		72		101876	2835CD						
clutch	CR250R	81-83	66	66		101131	2598CD	S257 (NotIn- cluded)	CW18	104586	B1003
drive			x	66.5		101132	2618CD			1981- 1982	
bearings			72	67		101133	2638CD			104588	
brakes				67.5		102491	2658CD			1983	
steering & suspension				68		102492	2677CD				
tires	CR250R	84-85	66	66		526M06600	2598CD	S511	CW18	103490	B1003
tools & shop			x	66.25		526M06625	2608CD			1984	
			72	66.5		526M06650	2618CD				
				66.75		526M06675	2628CD			104360	
				67		526M06700	2638CD			1985	
				67.25		526M06725	2648CD				
				67.5		526M06750	2658CD				
				68		526M06800	2677CD				
	CR250R	86-89	66.4	66.4	101661	614M06640	2614CD	S508	CW18	100795	B1003
			x	67	101662	614M06700	2638CD				
			72	67.5	101665	103631	2658CD				
				68		103632	2677CD				
				68.5		103633	2697CD				
	CR250R	90-91	66.4	66.4	101663	614M06640	2614CD	S508	CW18	100801	B1003
			x	67		614M06700	2638CD				
			72	67.5		103631	2658CD				
				68		103632	2677CD				
				68.5		103633	2697CD				
	CR250R	92-96	66.4	66.4	102793	614M06640	2614CD	S508	CW18	W5319	B1003
			x	67	102794	614M06700	2638CD				
			72	67.5		103631	2658CD				
				68		103632	2677CD				
				68.5	102722	103633	2697CD				
	CR250R	97-01	66.4	66.4	103929	768M06640	2614CS	S508	CW18	W5319	B1003
			x								
			72								
	CR250R	97-01	66.4	66.4	103420	702M06640	2614CD	S508	CW18	W5319	B1003
			x	67	103421	702M06700	2638CD				
			72	67.5	103422	702M06750	2658CD				
				68	103326	101264	2677CD				
				68.5	103327	101265	2697CD				
	CR250R	02-04	64.4	66.4		802M06640	2614CS	S508	CW18	W5982	B1003
			x								
			72								
	CR250R	02-04	66.4	66.4	102113	801M06640	2614CD	S508	CW18	W5982	B1003
			x	67.5	102114	103953	2658CD			66.4- 67.5mm	
			72	68.5	102660	801M06850	2697CD			W6157 68.5mm	

<b>WISCO</b> MODEL	YEAR	BORE X STROKE	BORE SIZE	TOP END KIT	SINGLE PISTON	RING SET	PIN	CLIP	TOP END GASKET KIT	TOP END BEARING
<b>HONDA (2-STROKE) CONTINUED</b>										
CR250R	05-07	66.4 x 72	66.4	<b>102268</b>	<b>860M06640</b>	<b>104610</b>	S508	CW18	111639	B1003
CR480R CR500	82-83 84	89 x 76	89 89.5 90 90.5 91	<b>102581</b> <b>102582</b> <b>102584</b> <b>102585</b>	<b>871M08900</b> <b>101354</b> <b>101355</b> <b>101356</b> <b>101357</b>	<b>111618</b> <b>111619</b> <b>111620</b> <b>111621</b> <b>111622</b>	S512	CW20	W6646	B1004
CR500	85-88	89 x 76	89 89.5 90 90.5 91	<b>102025</b> <b>102027</b>	<b>871M08900</b> <b>101354</b> <b>101355</b> <b>101356</b> <b>101357</b>	<b>111618</b> <b>111619</b> <b>111620</b> <b>111621</b> <b>111622</b>	S512	CW20	104209	B1004
CR500	89-01	89 x 76	89 89.5 90 90.5 91	<b>100937</b> <b>100938</b> <b>100939</b> <b>100940</b> <b>100941</b>	<b>871M08900</b> <b>101354</b> <b>101355</b> <b>101356</b> <b>101357</b>	<b>111618</b> <b>111619</b> <b>111620</b> <b>111621</b> <b>111622</b>	S512	CW20	W5223	B1004
<b>HONDA (4-STROKE)</b>										
Z50R	82-87	39 x 41.4	39 39.5 40.5 41		<b>104007</b> <b>104008</b>	<b>3900XZ</b> <b>3950XZ</b> <b>100885</b> <b>100889</b>	S671	CW13	W6159 39mm  W6160 39.5-41mm	
XR50 CRF50F	88-08 04-13	39 x 41.4	39 39.5 40 40.5 41	<b>111915</b> <b>112370</b>	<b>4798M03900</b> <b>4798M03950</b> <b>4798M04000</b> <b>103706</b>	<b>3900XZ</b> <b>3950XZ</b> <b>4000XZ</b> <b>100885</b> <b>100889</b>	S671	CW13	W6159 39mm  W6160 39.5-41mm	
XR70 CRF70F	97-03 04-12	47 x 41.4	47 47.5 48	<b>102815</b> <b>102816</b> <b>102817</b>	<b>4880M04700</b> <b>4880M04750</b> <b>104198</b>	<b>1850XE</b> <b>1870XE</b> <b>1890XE</b>	S592	CW13	W6364	
XR80	79-91	47.5 x 45	48 48.5 49 49.5	<b>103600</b> <b>103601</b> <b>103602</b> <b>102372</b>	<b>4665M04800</b> <b>4665M04850</b> <b>103504</b> <b>101890</b>	<b>1890XE</b> <b>1909XE</b> <b>101688</b> <b>101689</b>	S592	CW13	W5732	
XR80R CRF80F	92-03 04-13	47.5 x 45	48 48.5 49 49.5	<b>103443</b> <b>103444</b> <b>103445</b> <b>PK1228</b>	<b>4665M04800</b> <b>4665M04850</b> <b>103504</b> <b>101890</b>	<b>1890XE</b> <b>1909XE</b> <b>101688</b> <b>101689</b>	S592	CW13	W5748	
XR100 XR100R	81-84 85-91	53 x 45	53.5 54 54.5 55	<b>102252</b> <b>102253</b> <b>PK1275</b> <b>101220</b>	<b>4666M05350</b> <b>4666M05400</b> <b>103507</b> <b>101891</b>	<b>2106XE</b> <b>2126XE</b> <b>2146XE</b> <b>2165XE</b>	S593	CW14	W5733	
XR100 CRF100F	92-03 04-13	53 x 45	53.5 54 54.5 55	<b>103937</b> <b>103938</b> <b>103269</b>	<b>4666M05350</b> <b>4666M05400</b> <b>103507</b> <b>101891</b>	<b>2106XE</b> <b>2126XE</b> <b>2146XE</b> <b>2165XE</b>	S593	CW14	W5749	

- accessories
- body
- handlebar & grips
- cables & levers
- exhaust
- engine
- fuel & intake
- electrical & ignition
- clutch
- drive
- bearings
- brakes
- steering & suspension
- tires
- tools & shop

# ENGINE

<b>WISCO</b>											
MODEL	YEAR	BORE X STROKE	BORE SIZE	TOP END KIT	SINGLE PISTON	RING SET	PIN	CLIP	TOP END GASKET KIT	TOP END BEARING	
<b>HONDA (4-STROKE) CONTINUED</b>											
XR100	85-03	53	58		101720	2283XE	S485	CW14	W6155		
CRF100F	04-13	x 45							1985-1991 W6137 1992-2013		
CRF110F	13-15	50 x 55.6	50		112388	101690	S592	CW13			
CRF110F	13-15	50 x 55.6	52		111922	101691	S592	CW13			
CRF125F	14-16	52.4 x 57.9	53.5			2106XE	S538	CW12			
CRF150F	03-15	57.3 x 57.8	57.5 58 58.5		40132M05750 40132M05800 40132M05850	2264XE 2283XE 101699	S288	CW14			
CRF150R	07-09	66 x 43.7	66 68	102190 103646	103895 102687	104252 2677XA	104584	CW14	104253 66mm 104254 68mm		
CRF150R	07-09	66 x 43.7	66 68	101659 101660	103184 103425	104252 2677XA	104584	CW14	104253 66mm 104254 68mm		
CRF150R	07-09	66 x 43.7	66		102747	101728	104584	CW14	104253		
CRF150R	12-15	66 x 43.7	66		111991	104252	104584	CW14	104253		
XR/ XL185+.100BigBore XR200	86-91 86-91	65.5 x 57.8	65.5 66 66.5 67	101206 101207 101332 101333	4156M06550 4156M06600 4156M06650 102375	2579XC 2598XC 2618XC 2638XC	S522	CW15	W5660 1986-1991		
XR/ XL185+.100BigBore XR200	92-02 92-02	65.5 x 57.8	65.5 66 66.5 67	101208 101209 101334 101335	4156M06550 4156M06600 4156M06650 102375	2579XC 2598XC 2618XC 2638XC	S522	CW15	W5661 1992-2002		
XR200R	80-83 92-02	65.5 x 57.8	65.5 66 66.5 67	101204 101205 101330	4156M06550 4156M06600 4156M06650 102375	2579XC 2598XC 2618XC 2638XC	S522	CW15	100307 1980-1983 W5661 1992-2002		



<b>WISCO</b>	BORE X STROKE	BORE SIZE	TOP END KIT	SINGLE PISTON	RING SET	PIN	CLIP	TOP END GASKET KIT	TOP END BEARING
MODEL	YEAR								
<b>HONDA (4-STROKE) CONTINUED</b>									
CRF230F	03-16	65.5 x 66.2	65.5 66 66.5 67 67.5		<b>4816M06550</b>	<b>25787XA</b> <b>2598XA</b> <b>2618XA</b> <b>2638XA</b> <b>2658XA</b>	S632	CW15	
XL250	79-83	74	74		<b>4171M07400</b>	<b>2913XC</b>	S376	CW19	
XR250	79-83	x 57.8	74.5 75 75.5 76		<b>4171M07450</b> <b>4171M07500</b>  <b>103711</b>	<b>2933XC</b> <b>2953XC</b> <b>2973XC</b> <b>2992XC</b>			
XR250RadialHead	84-85	75 x 56.5	75 75.5 76		<b>4329M07500</b> <b>4329M07550</b> <b>4329M07600</b>	<b>2953XG</b> <b>2973XG</b> <b>2992XG</b>	S523	CW17	
XL250RadialHead	84-87	75 x 56.5	75 75.5 76		<b>4329M07500</b> <b>4329M07550</b> <b>4329M07600</b>	<b>2953XG</b> <b>2973XG</b> <b>2992XG</b>	S523	CW17	
XR250R	86-04	73	73	<b>101593</b>	<b>4466M07300</b>	<b>2874XC</b>	S533	CW17	W5424
XR250L	91-96	x 59.5	73.5 74 75.5 77 78	<b>101594</b> <b>101595</b>  <b>103125</b> <b>103126</b>	<b>4466M07350</b> <b>4466M07400</b>  <b>103794</b> <b>103795</b> <b>103796</b>	<b>2894XC</b> <b>2913XC</b> <b>2973XC</b>  <b>3032XC</b> <b>100546</b>	73-75.5mm    S523 77-78mm	73-74mm    W5425 75.5-78mm	
CRF250L	13-14	76 x 55	76		<b>111778</b>	<b>2992XG</b>	S688	CW17	112387
CRF250L	13-14	78 x 55	78		<b>111779</b>	<b>3071XG</b>	S688	CW17	112387
CRF250L	13-14	81 x 55	81		<b>111780</b>	<b>3189XG</b>	S688	CW17	112387
CRF250X	04-15	78 x 52.2	78	<b>101921</b>	<b>4829M07800</b>	<b>7800YB</b>	S686	CW16	W6239
CRF250X	04-15	78 x 52.2	78	<b>101954</b>	<b>4852M07800</b>	<b>7800YB</b>	S686	CW16	W6239
CRF250R	04-07	78 x 52.2	78	<b>101921</b>	<b>4829M07800</b>	<b>7800YB</b>	S686	CW16	W6239
CRF250R	04-07	78 x 52.2	78	<b>101954</b>	<b>4852M07800</b>	<b>7800YB</b>	S686	CW16	W6239
CRF250R	08-09	78 x 52.2	78	<b>112314</b>	<b>4949M07800</b>	<b>7800YB</b>	S686	CW16	W6239
CRF250R	08-09	78 x 52.2	78	<b>112313</b>	<b>4972M07800</b>	<b>7800YB</b>	S686	CW16	W6239
CRF250R	08-09	78 x 52.2	78		<b>102751</b>	<b>101731</b>	112382	CW16	W6239
CRF250R	04-09	78 x 52.2	82		<b>4984M08200</b>	<b>111623</b>	S677	CW16	100647

- accessories
- body
- handlebar & grips
- cables & levers
- exhaust
- engine**
- fuel & intake
- electrical & ignition
- clutch
- drive
- bearings
- brakes
- steering & suspension
- tires
- tools & shop

# ENGINE

	<b>WISCO</b>	BORE X STROKE	BORE SIZE	TOP END KIT	SINGLE PISTON	RING SET	PIN	CLIP	TOP END GASKET KIT	TOP END BEARING	
accessories	MODEL	YEAR									
body	<b>HONDA (4-STROKE) CONTINUED</b>										
handlebar & grips	CRF250R	10-13	76.8 x 53.8	76.8	112289	102016	103880	S686	CW16	101740	
cables & levers	CRF250R	10-13	76.8 x 53.8	76.8	112330	102043	103880	S686	CW16	101740	
exhaust	CRF250R	10-13	76.8 x 53.8	79		102044	104033	S686	CW16	101741	
engine	CRF250R	10-15	76.8 x 53.8	76.8		102753	101729	112382	CW16	101740	
fuel & intake	CRF250R *+2mm Long connecting rod Conversion	10-15	76.8 x 53.8	76.8			101729		CW15	101740	
electrical & ignition	CRF250R	14-15	76.8 x 53.8	76.8	PK1892		103880	S686	CW16	101740	
clutch	CRF250R	14-15	76.8 x 53.8	76.8	114707	40129M07680	103880	S686	CW16	101740	
drive	CRF250R	16	76.8 x 53.8	76.8		114704	103880	S686	CW16		
bearings	XR350R	83-84	84 x 61.3	84 84.5 85		4286M08400 4286M08450 4286M08500	3307XC 3327XC 3347XC	S529	CW21		
brakes	XR400R	96-04	85 x 70	85 85.5 86 87 88	103172 103173 103174 101442 101443	4606M08500 4606M08550 4606M08600 4606M08700 102829	3347XC 8550XX 3386XC 3425XC 3465XC	S520	CW20	W5514 85-86mm  W5942 87-88mm	
steering & suspension	XR400R	96-04	85 x 70	85 85.5 86 87 88	101671 101672 101673 102835 102836	4628M08500 4628M08550 4628M08600 4628M08700 101364	3347XC 8550XX 3386XC 3425XC 3465XC	S520	CW20	W5514 85-86mm  W5942 87-88mm	
tires	XR400R	96-04	85 x 70	89	103360	4667M08900	3504XC	S553	CW20	W5942	
tools & shop	XR400R	96-04	85 x 70	89	102648 Sleeve Included	4794M08900	8900XX	S553	CW20	W5942	
	CRF450R	02-08	96 x 62.1	96	103260	4753M09600	9600ZV	S660	CW19	W5974 02-06  104163 2007-2008	
	CRF450R	02-08	96 x 62.1	96	101710	4820M09600	9600ZV	S660	CW19	W5974 2002-2006  104163 2007-2008	

<b>WISCO</b>	BORE X STROKE	BORE SIZE	TOP END KIT	SINGLE PISTON	RING SET	PIN	CLIP	TOP END GASKET KIT	TOP END BEARING
MODEL	YEAR								
<b>HONDA (4-STROKE) CONTINUED</b>									
CRF450R	02-08	96 x 62.1	96 98 99	101911	102675 102676 102677	9600ZV 9800ZV 104395	S660	CW19	W5974 02-06' 96mm 104163 07- 0896mm W5975 2002- 2006 98-99mm 104164 2007- 2008 98-99mm
CRF450R	02-08	96 x 62.1	96	103111	101270	9600ZV	S660	CW19	W5974 2002- 2006  104163 2007- 2008
CRF450R	02-08	96 x 62.1	96	101591	102015	9600ZV	S660	CW19	W5974 2002- 2006  104163 2007- 2008
CRF450R	02-08	96 x 62.1	96		102495	101733	112383	CW19	W5974 2002- 2006  104163 2007- 2008
CRF450R	02-08	96 x 62.1	101		102867	100874	S660	CW19	W5974 2002- 2006  104163 2007- 2008
CRF450R	09-12	96 x 62.1	96	112332	102942	9600ZV	S682	CW19	104162
CRF450R	09-12	96 x 62.1	96	112326	102240	9600ZV	S682	CW19	104162
CRF450R	09-16	96 x 62.1	96		102752	101733	112384	CW19	104162
CRF450R	09-16	96 x 62.1	96		102756	101733	112384	CW19	104162
CRF450R	13-16	96 x 62.1	96	112327	112210	9600ZV	S682	CW19	104162

- accessories
- body
- handlebar & grips
- cables & levers
- exhaust
- engine**
- fuel & intake
- electrical & ignition
- clutch
- drive
- bearings
- brakes
- steering & suspension
- tires
- tools & shop

# ENGINE

		<b>WISECO</b>		BORE X STROKE	BORE SIZE	TOP END KIT	SINGLE PISTON	RING SET	PIN	CLIP	TOP END GASKET KIT	TOP END BEARING
<b>HONDA (4-STROKE) CONTINUED</b>												
accessories	body	CRF450R	13-16	96 x 62.1	96	112328	112214	9600ZV	S682	CW19	104162	
handlebar & grips		CRF450X	05-15	96 x 62.1	96	103261	4753M09600	9600ZV	S660	CW19	100873	
cables & levers		CRF450X	05-15	96 x 62.1	96	101708	4820M09600	9600ZV	S660	CW19	100873	
exhaust		CRF450X	05-15	96 x 62.1	96	101910	102675 102676 102677	9600ZV 9800ZV 104395	S660	CW19	100873 96mm 103727 98-99mm	
engine	fuel & intake	CRF450X	05-15	96 x 62.1	96	103120	101270	9600ZV	S660	CW19	100873	
electrical & ignition		CRF450X	05-15	96 x 62.1	96		102015	9600ZV	S660	CW19	100873	
clutch		CRF450X	05-15	96 x 62.1	101		102867	100874	S660	CW19	100646	
drive		XR500, XR500R	79-82	89	89		103298	3504XC	S527	CW21	100448	
bearings		XL500S, XL500R	79-82	x	89.5		103299	100595			89-91mm	
brakes		FT500	82-84	80	90		103300	3544XC			W6427	
					90.93		102999	111624			95mm	
					95		103000	3740XH				
		XR500, XR500R	79-82	89	89		101618	3504XC	S527	CW21	100448	
		XL500S, XL500R	79-82	x	89.5		101619	100595				
		FT500	82-84	80	90		101620	3544XC				
		XR500RRadialHead	83-84	92 x 75	92 92.5 93		101621 101622 101623	3622XC 3642XC 3661XC	104545	CW22	100342	
		XL600RRadialHead	83-87	100 x 75	100 101 102.4		4332M10000 4332M10100 103412	3937XH 3977XH 111625		CW24	W5428	
		XR600RRadialHead	85-00	97 x	97 97.5		4577M09700 4577M09750	3819XH 3839XH		CW24	W5429 85-0097-98mm	
		*Note:1988-1990modelhasNikasilBore-(Cylindersleevingor-replatingrequired foroversizes)		80	98		4577M09800	3858XH			W5435 85-00 100mm	
					100		102841	3937XH				
		XR600RRadialHead	85-00	97 x	97 97.5		102191 102192	3819XH 3839XH		CW24	W5429 85-0097-98mm	
		*Note:1988-1990modelhasNikasilBore-(Cylindersleevingor-replatingrequired foroversizes)		80	98		102193	3858XH			W5435 85-00 100mm	
					100		102194	3937XH				

<b>WISCO</b>	BORE X STROKE	BORE SIZE	TOP END KIT	SINGLE PISTON	RING SET	PIN	CLIP	TOP END GASKET KIT	TOP END BEARING	
MODEL	YEAR									
<b>HONDA (4-STROKE) CONTINUED</b>										
XR650C	93-99	100	100	101535	4562M10000	3937XH		CW24	W6231	
XR650L	93-15	x	101	101536	4562M10100	3977XH			100-101mm	
European Dominator, SLR650		82	102.4	103969	102840	111625			W5430 102.4mm	
XR650C	93-99	100	100		103628	3937XH		CW24	W6231	
XR650L	93-15	x	101		103629	3977XH			100-101mm	
European Dominator, SLR650		82	102.4		102843	111625			W5430 102.4mm	
XR650R	00-07	100 x 82.6	100 102.36		4715M10000 103309	3937XS 111625	S626	CW23	W5892 100mm	
									W5891 102.4mm	
XR650R	00-07	100 x 82.6	100 102.36		103310 102842	3937XS 111625	S626	CW23	W5892 100mm	
									W5891 102.4mm	
<b>HUSABERG (2-STROKE)</b>										
TE125	12-14	54 x 54.5	54 56	114705 112343	786M05400 786M05600	2126CS 2205CS	S467	CW15	100349	B1013
TE125	12-14	54 X 54.5	54	114706	104836	2126CD	S632	CW15	100349	B1013
TE250	13-14	66.4 x 72	66.4	112315	856M06640 112193	2614CD 2697CD	S508	CW18	100351	B1037
TE250	13-14	66.4 x 72	66.4	111942	824M06640	104610	S508	CW18	100351	B1037
TE300	13-14	72 x 72	72	112312	858M07200	2835CD	S477	CW18	100351	B1037
<b>HUSABERG (4-STROKE)</b>										
FE250	13	76 x 55	76	103525	102953	111627	S686	CW16	104215	
FE250	13	76 x 55	78			3071XG	S686	CW16		
FE250	13	76 x 55	76		102873	111627	S686	CW16	104215	
FE250	13	76 x 55	78			3071XG	S686	CW16		
FE250	14	78 x 52.3	78	PK1894	112207	7800YB	S677	111633	112360	

- accessories
- body
- handlebar & grips
- cables & levers
- exhaust
- engine**
- fuel & intake
- electrical & ignition
- clutch
- drive
- bearings
- brakes
- steering & suspension
- tires
- tools & shop

# ENGINE

accessories		<b>WISCO</b>		BORE X STROKE	BORE SIZE	TOP END KIT	SINGLE PISTON	RING SET	PIN	CLIP	TOP END GASKET KIT	TOP END BEARING
MODEL	YEAR											
<b>HUSABERG (4-STROKE) CONTINUED</b>												
FE350	13-14	88 x 57.5	88	PK1895	112204	111628	104087	CW18	112393			
FE350	13-14	88 x 57.5	88	PK1896	112211	111628	104087	CW18	112393			
FE450	13-14	95 X 63.4	95	PK1901	112212	104384	S682	CW19	112368			
FE501	13-14	95 X 72	95	114708	112205	104384	S682	CW19	112368			
FE501	13-14	95 X 72	95	114709	40131M09500	104384	S682	CW19	112368			
FE/FC550	03-08	100	100			104050	111610	CW20				
FE/FS/FX650	00-07	x 70										
<b>HUSQVARNA (2-STROKE)</b>												
TC85	14-15	47 x 48.95	47		855M04700	1850CS	S517	CW14				B1012
CR125	97-13	54 x 54.5	54		104128	2126CS	S467	CW15	104248 2000- 2013			B1001
TC125	14-15	54 x 54.5	54	114705	786M05400	2126CS	S467	CW15	100349			B1013
TE125		x 54.5	56	112343	786M05600	2205CS						
TC125	14-15	54 X 54.5	54	114706	104836	2126CD	S632	CW15	100349			B1013
TE125		X 54.5										
CR250	74-84	69.5 x 64.5	69.5 70 70.5 71		101475 101476 101477 101199	2736CD 2756CD 2776CD 2795CD	S343	CW18				B1003
XR250		x										
WR250		64.5										
Reed Induction												
WXE250	92-96	67 x 70.8	67 67.5 68		103980 112181 112182	2638CD 2658CD 2677CD	S508	CW18	104375			B1003
CR250	99-09	66.4	66.4	Racers Choice	768M06640	2614CS	S508	CW18	104065			
WR250	98-13	x 72										
CR250	99-09	66.4	66.4		102234	2614CD	S508	CW18	104065			
WR250	98-13	x 72										
TC250	14-15	66.4 x 72	66.4	112315	856M06640	2614CD	S508	CW18	100351			
TE250		x 72										
TC250	14-15	66.4 x 72	66.4	112316	824M06640	104610	S508	CW18	100351			
TE250		x 72										

<b>WISCO</b> MODEL	YEAR	BORE X STROKE	BORE SIZE	TOP END KIT	SINGLE PISTON	RING SET	PIN	CLIP	TOP END GASKET KIT	TOP END BEARING
<b>HUSQVARNA (2-STROKE) CONTINUED</b>										
CR250 WR250 *Note: Cylinder, cylinder head, and power valve modifications required	98-13	66.4 x 72	72		112196	111873	S508	CW18		
TE300	14-15			112312	858M07200	2835CD	S477	CW18	100351	
CR360	92-05	78 x 73	78			3071TD	S280	CW18		
<b>HUSQVARNA (4-STROKE)</b>										
TE250	06-09	76 x 55	76			102796	S686	CW16		
FC250	14-15	78 x 52.3	78	PK1894	112207	7800YB	S677	111633	112360	
FC250	14-15	78 x 52.3	78		114702	101731	112381	111633	112360	
FC350	14-15	88 x 57.5	88	112335	111616	111628	104087	CW18	112393	
FC350	14-15	88 x 57.5	88	112329	111617	111628	104087	CW18	112393	
FC350	14-15	88 x 57.5	88		112254	112400	112386	CW18	112393	
FE350	14-15	88 x 57.5	88	PK1895	112204	111628	104087	CW18	112393	
FE350	14-15	88 x 57.5	88	PK1896	112211	111628	104087	CW18	112393	
TC450 TE450	06-09	97 x 60.76	97			9700ZS	S641	CW20		
FC450 FE450	14-15 14-15	95 x 63.4	95	PK1897	112206	104384	S682	CW19	112369	
FC450 FE450	14-15 14-15	95 x 63.4	95	PK1898		104384	S682	CW19	112369	
FC450 FE450	14-15 14-15	95 x 63.4	95				112384	CW19	112369	
FE501	14-15	95 X 72	95	114708	112205	104384	S682	CW19	112368	
FE501	14-15	95 X 72	95	114709	40131M09500	104384	S682	CW19	112368	
TE510	06-09	97 x 67.8	97			3819XS	S641	CW20		

- accessories
- body
- handlebar & grips
- cables & levers
- exhaust
- engine**
- fuel & intake
- electrical & ignition
- clutch
- drive
- bearings
- brakes
- steering & suspension
- tires
- tools & shop

# ENGINE

accessories	<b>WISECO</b>	BORE X STROKE	BORE SIZE	TOP END KIT	SINGLE PISTON	RING SET	PIN	CLIP	TOP END GASKET KIT	TOP END BEARING	
body	MODEL	YEAR									
<b>HUSQVARNA (4-STROKE) CONTINUED</b>											
	TE/TC570	01-02	98 x 76.4	98			9800ZV	104780	111695		
handlebar & grips	610	91-98	98 x 76.5	98			9800ZV	104780	111695		
cables & levers											
<b>JAWA</b>											
exhaust	500889-9-208.889-9-210	All	90 x 78	90			104388	102526	CW20		
engine	*Note:Engines with 20mm pin										
<b>KAWASAKI (2-STROKE)</b>											
fuel & intake	KDX50	03-06	41 x 37.8	41 41.5 42 42.5 43	101383 101384 101385	826M04100 826M04150 826M04200 101855 101856	1614CD 1634CD 1654CD 100981 1693CD	S563	CW12	W6207 2003-2006	B1000
electrical & ignition											
clutch	KX60	85-03	43 x 41.6	43 43.5 44 45	102462	648M04300 648M04350 648M04400 101243	1693CD 1713CD 1732CD 1772CD	S595	CW12	W5422 1985-2003	B1043
drive											
bearings	KX65	00-16	44.5 x 41.6	44.5 45 46.5	101139 101140 101582	752M04450 752M04650	1752CD 1772CD 1830CD	S595	CW12	W5932 44.5-45mm W5889 46.5mm	B1043
brakes											
steering & suspension	KX65	00-16	44.5 x 41.6	44.5		861M04450	104603	S595	CW12	W5932	B1043
tires	KX80	79-83	48 x 45.8	48 49		104205 104206	1890CD 1929CD	S288	CW14	100458	B1006
tools & shop	KDX80	83-88	48 x 45.8	48 48.5 49		102851 102852 102853	1890CD 1909CD 1929CD	S517 (Notin-cluded)	CW14		B1006
	KX80	86-87	48 x 45.8	48 48.5 49		539M04800 539M04850	1890CD 1909CD 1929CD	S517 (Notin-cluded)	CW14	100461	B1006
	KX80	88-00	47 x 45.8	47		104028	1850CD	S517	CW14	100462 88-90 W5273 91-97 W5673 98-20	B1006
	KX80	88-90	48 x 45.8	48 48.5 49 50	101547   103528	644M04800 644M04850 644M04900 103863	1890CD 1909CD 1929CD 1969CD	S517	CW14	100462	B1006



<b>WISCO</b> MODEL	YEAR	BORE X STROKE	BORE SIZE	TOP END KIT	SINGLE PISTON	RING SET	PIN	CLIP	TOP END GASKET KIT	TOP END BEARING
<b>KAWASAKI (2-STROKE) CONTINUED</b>										
KX80	91-97	48 x 45.8	48 48.5 49 50	<b>101550</b> <b>101551</b> <b>101552</b> <b>103529</b>	<b>644M04800</b> <b>644M04850</b> <b>644M04900</b> <b>103863</b>	<b>1890CD</b> <b>1909CD</b> <b>1929CD</b> <b>1969CD</b>	S517	CW14	W5273	B1006
KX80	98-00	48 x 45.8	48 48.5 49 50	<b>101544</b> <b>101546</b>	<b>644M04800</b> <b>644M04850</b> <b>644M04900</b> <b>103863</b>	<b>1890CD</b> <b>1909CD</b> <b>1929CD</b> <b>1969CD</b>	S517	CW14	W5673	B1006
KX85	01-13	48.5 x 45.8	48.5 49 49.5 50.5	<b>104092</b> <b>104093</b> <b>104094</b> <b>103593</b>	<b>782M04850</b> <b>782M04900</b> <b>782M04950</b> <b>101340</b>	<b>1909CD</b> <b>1929CD</b> <b>1949CD</b> <b>1988CD</b>	S517	CW14	W5985	B1006
KX85	01-13	48.5 x 45.8	48.5	<b>101766</b>	<b>103891</b>	<b>104607</b>	S517	CW14	W5985	B1006
KX85	14-16	48.5 x 45.8	48.5 49 49.5 50.5	<b>PK1904</b> <b>PK1905</b> <b>PK1906</b> <b>PK1907</b>	<b>112197</b> <b>112481</b> <b>112198</b> <b>112199</b>	<b>1909CS</b> <b>1929CS</b> <b>1949CS</b> <b>100158</b>	S517	CW14		B1006
All100ccModels KE100	74-82 86-00	49.5 x 51.8	49.5 50 50.5		<b>369M04950</b> <b>369M05000</b> <b>369M05050</b>	<b>1949CD</b> <b>1969CD</b> <b>1988CD</b>	S517 (NotIn-cluded)	CW17		B1006
KX100	95-97	52.5 x 45.8	52.5 53 54.5	<b>101322</b> <b>101323</b> <b>102153</b>	<b>651M05250</b> <b>651M05300</b> <b>651M05450</b>	<b>2067CD</b> <b>2087CD</b> <b>2146CD</b>	S288	CW14	W5465 52.5-53mm	B1006
KX100	98-13	52.5 x 45.8	52.5 53 54.5	<b>101702</b> <b>101703</b> <b>102152</b>	<b>651M05250</b> <b>651M05300</b> <b>651M05450</b>	<b>2067CD</b> <b>2087CD</b> <b>2146CD</b>	S288	CW14	W5668 54.5mm W5674 52.5-53mm W5675 54.5mm	B1006
KX100	14-16	52.5 x 45.8	52.5 53 54.5	<b>PK1908</b> <b>PK1909</b> <b>PK1910</b>	<b>112200</b> <b>112201</b> <b>112202</b>	<b>2067CS</b> <b>100165</b> <b>2146CS</b>	S288	CW14		B1006
KX125	82-85	56 x 50.6	56 56.5 57		<b>486M05600</b> <b>486M05650</b> <b>486M05700</b>	<b>2205CD</b> <b>2224CD</b> <b>2244CD</b>	S270	CW16	W4774 1982 W4034 1983 W4035 1984 W4036 1985	B1008
KX125	86	56 x 50.6	56 56.5 57		<b>540M05600</b> <b>540M05650</b> <b>540M05700</b>	<b>2205CS</b> <b>2224CS</b> <b>2244CS</b>	S270	CW16	W4036	B1008
KX125	87	56 x 50.6	56 56.5 57		<b>555M05600</b> <b>555M05650</b> <b>555M05700</b>	<b>2205CS</b> <b>2224CS</b> <b>2244CS</b>	S514	CW16	W4036	B1008
KX125	88-89	56 x 50.6	56 57		<b>566M05600</b> <b>566M05700</b>	<b>2205CS</b> <b>2244CS</b>	S514	CW16	W5118 1988 W5183 1989	B1008

- accessories
- body
- handlebar & grips
- cables & levers
- exhaust
- engine
- fuel & intake
- electrical & ignition
- clutch
- drive
- bearings
- brakes
- steering & suspension
- tires
- tools & shop

# ENGINE

<b>WISeco</b>		BORE X STROKE	BORE SIZE	TOP END KIT	SINGLE PISTON	RING SET	PIN	CLIP	TOP END GASKET KIT	TOP END BEAR- ING
MODEL	YEAR									
<b>KAWASAKI (2-STROKE) CONTINUED</b>										
KX125	89	56 x 50.6	56 56.5 57		578M05600 578M05650	2205CD 2224CD	S514	CW16	W5183	B1008
KX125	90	56 x 50.6	56 56.5 57		589M05600 589M05650 589M05700	2205CS 2224CS 2244CS	S514	CW16	W5224	B1008
KX125	91	56 x 50.6	56 56.5 57		603M05600 603M05650 603M05700	2205CS 2224CS 2244CS	S514	CW16	W5266	B1008
KX125	92	54 x 54.5	54 54.5 55		616M05400 616M05450 616M05500	2126CS 2146CS 2165CS	S514	CW16	W5320	B1008
KX125	93	54 x 54.5	54 54.5 55		626M05400 626M05450 626M05500	2126CS 2146CS 2165CS	S514	CW16	W5349	B1008
KX125	94	54 x 54.5	54 54.03 54.5 55		640M05400 640M05403 640M05450 640M05500	2126CS 2126CS 2146CS 2165CS	S467	CW15	W5349	B1013
KX125	95-97	54 x 54.5	54 54.5 55 56		652M05400 652M05450 652M05500 103495	2126CS 2146CS 2165CS 2205CS	S467	CW15	W5455	B1013
KX125	98	54 x 54.5	54 56		719M05400 719M05600	2126CS 2205CS	S467	CW15	W5666	B1013
KX125	99-00	54 x 54.5	54 56	103350 103700	741M05400 741M05600	2126CS 2205CS	S467	CW15	W5666	B1013
KX125	01-02	54 x 54.5	54 56	102339 101521	783M05400 783M05600	2126CS 2205CS	S467	CW15	W5901	B1013
KX125	01-02	54 x 54.5	54 58		788M05400 103195	2126CS 2284CS	S632	CW15	W6253	B1013
KX125	03	54 x 54.5	54 56		822M05400 822M05600	2126CS 2205CS	S467	CW15	W6253	B1013
KX125	04-08	54 x 54.5	54 56	103921 101181	834M05400 834M05600	2126CS 2205CS	S467	CW15	W6253	B1013
KX125	03-08	54 x 54.5	54 58	101316	788M05400 103195	2126CS 2284CS	S632	CW15	W6253	B1013
KX125	95-08	54 x 54.5	54 56		755M05400 755M05600	2126CS 2205CS	S467	CW15	W5455 95-97 W5666 98-00 W5901 01-02 2003	B1013
KDX175	80-82	66 x 50.6	66 67		103182 103183	2598CD 2638CD	104529 (NotIn- cluded)	CW16		B1016 1980- 1981

<b>WISCO</b>		BORE X STROKE	BORE SIZE	TOP END KIT	SINGLE PISTON	RING SET	PIN	CLIP	TOP END GASKET KIT	TOP END BEAR- ING
MODEL	YEAR									
<b>KAWASAKI (2-STROKE) CONTINUED</b>										
KDX200	86-88	66 x 58	66 66.5 67 67.5 68	102038	711M06600 711M06650 711M06700 102765 102766	2598CD 2618CD 2638CD 2658CD 2677CD	104529	CW16	103220	B1008
KDX200	89-94	66 x 58	66 66.5 67 67.5 68	102576 102578	711M06600 711M06650 711M06700 102765 102766	2598CD 2618CD 2638CD 2658CD 2677CD	104529	CW16	W5252	B1008
KDX200	95-06	66 x 58	66 66.5 67 67.5 68	103621	711M06600 711M06650 711M06700 102765 102766	2598CD 2618CD 2638CD 2658CD 2677CD	104529	CW16	W5456	B1008
KDX220	98-05	69 x 58	69 70	100953	750M06900 750M07000	2717CD 2756CD	S259	CW16	W5856 98-05	B1008
KX250	78-86	70	70		439M07000	2756CD	S513	CW18	100374	B1022
KDX250	80-82	x 64.9	70.5 71 71.5 72		439M07050 439M07100 103466 103467	2776CD 2795CD 2815CD 2835CD			KX250 85-86	
KDX250	83-84	70 x 64.9	70 70.5 71 71.5 72	101861 101862 101863	439M07000 439M07050 439M07100 103466 103467	2756CD 2776CD 2795CD 2815CD 2835CD	S513	CW18	W4037 83-84	B1022
KX250	85-86	70 x 64.9	70 70.5 71 71.5 72	103481 103482	439M07000 439M07050 439M07100 103466 103467	2756CD 2776CD 2795CD 2815CD 2835CD	S513	CW18	100374 85-86	B1022
KX250	87	67.4 x 70	67.4 68 68.5 69 69.5		556M06740 556M06800 556M06850 556M06900 556M06950	2652CD 2677CD 2697CD 2717CD 2736CD	S508	CW18	W5119	B1022
KX250	88-89	67.4 x 70	67.4 68 68.5 69 69.5		556M06740 556M06800 556M06850 556M06900 556M06950	2652CD 2677CD 2697CD 2717CD 2736CD	S508	CW18	W5119 1987 104288 88-89	B1022
KDX250	91-94	67.4 x 70	67.4 68 68.5		607M06740 607M06800 607M06850	2652CD 2677CD 2697CD	S508	CW18	W5758 89-94	B1022
KX250	90-91	67.4 x 70	67.4 68 68.5	103691	607M06740 607M06800 607M06850	2652CD 2677CD 2697CD	S508	CW18	W5275 90-91	B1022
KX250	92	66.4 x 72	66.4 67 67.5 68.5		617M06640 617M06700 617M06750 103584	2614CD 2638CD 2658CD 2697CD	S508	CW18	111684	B1022
KX250	92	66.4 x 72	66.4	101607	737M06640	2614CS	S508	CW18	W5321	B1022

- accessories
- body
- handlebar & grips
- cables & levers
- exhaust
- engine
- fuel & intake
- electrical & ignition
- clutch
- drive
- bearings
- brakes
- steering & suspension
- tires
- tools & shop

# ENGINE

		<b>WISECO</b>		BORE X STROKE	BORE SIZE	TOP END KIT	SINGLE PISTON	RING SET	PIN	CLIP	TOP END GASKET KIT	TOP END BEARING
<b>KAWASAKI (2-STROKE) CONTINUED</b>												
accessories	body	KX250	93-01	66.4	66.4	103721	617M06640	2614CD	S508	CW18	111684	B1022
				x	67	103722	617M06700	2638CD				
				72	67.5	103723	617M06750	2658CD				
					68.5	102381	103584	2697CD				
handlebar & grips	cables & levers	KX250	93-01	66.4	66.4		737M06640	2614CS	S508	CW18	111684	B1022
				x								
exhaust	engine	KX250	02-03	66.4	66.4	103429	799M06640	2614CD	S508	CW18	111684	B1022
				x	67.5		799M06750	2658CD			2002-2003	
fuel & intake	electrical & ignition	KX250	04	66.4	66.4		799M06640	2614CD	S508	CW18	W6252	B1022
				x	67.5		799M06750	2658CD			66.4mm	
clutch	drive	KX250	05-08	66.4	66.4	103270	843M06640	2614CD	S508	CW18	W6324	B1022
				x	68.5	101381	843M06850	2697CD				
bearings	brakes	KX250	05-08	66.4	66.4		844M06640	2614CS	S508	CW18	W6324	B1022
				x								
steering & suspension	tires	KX250	93-08	66.4	72		112196	111873	S508	CW18		B1022
				x								
tools & shop		KX500	88	86	86		575M08600	3386TD	S376	CW19	104407	B1036
				x	86.5		575M08650	3405TD				
		KX500	89-90	86	86		575M08600	3386TD	S376	CW19	104408	B1036
				x	86.5		575M08650	3405TD				
		KX500	91-04	86	86	102769	575M08700	3425TD				
				x	86.5		575M08700	3425TD				
		KX500	91-04	86	86	102770	575M08600	3386TD	S376	CW19	W5277	B1036
				x	86.5	102771	575M08650	3405TD				
		KX500	91-04	86	86	102394	102804	3445TD				
				x	87		102805	3465TD				
		KX500	91-04	87.5	87.5	102395	102804	3445TD				
				88	88		102805	3465TD				
<b>KAWASAKI (4-STROKE)</b>												
		KLX110/KLX110L	02-14	53	53.5		101896	2106XE	S592	CW13	104416	
				x	54		101897	2126XE				
		KLX125	02-06	50.6								
				57	57		4815M05700	2244XE	S593	CW14	W6209	
		KX250F	04-05	x	58		4815M05800	2283XE			57-59mm	
				48.8	61		101894	100751			W6206	
		KX250F	04-05	77	77	102822	4842M07700	7700YC	S677	CW16	W6255	
				x	79	101873	4842M07900	3110XG			77mm	
		KX250F	04-05	53.6							79mm	

<b>WISCO</b> MODEL	YEAR	BORE X STROKE	BORE SIZE	TOP END KIT	SINGLE PISTON	RING SET	PIN	CLIP	TOP END GASKET KIT	TOP END BEAR- ING
<b>KAWASAKI (4-STROKE) CONTINUED</b>										
KX250F	04-05	77 x 53.6	77	101614	102887	7700YC	S677	CW16	W6255	
KX250F	04-08	77 x 53.6	83		102890	111626	S677	CW16	100478	
KX250F	06	77 x 53.6	77	103241 101873	4904M07700 4842M07900	7700YC 3110XG	S677	CW16	W6255 77mm	
KX250F	07-08	77 x 53.6	77	103417 101873	102021 4842M07900	7700YC 3110XG	S677	CW16	W6255 77mm	
KX250F	07-08	77 x 53.6	77	101615	102888	7700YC	S677	CW16	W6255	
KX250F	07-09	77 x 53.6	77		102750	101730	112381	CW16	W6255 07-08	
KX250F	09	77 x 53.6	77	101760	102021 4842M07900	7700YC	S677	CW16	101320 77mm	
KX250F	09	77 x 53.6	77	102465	102888	7700YC	S677	CW16	101320	
KX250F	09	77 x 53.6	83		102890	111626	S677	CW16	101320	
KX250F	10	77 x 53.6	77	101761	102018	7700YC	S677	CW16	101320	
KX250F	10	77 x 53.6	77	102466	102885	7700YC	S677	CW16	101320	
KX250F	11-14	77 x 53.6	77	111984	111614	7700YC	S677	111633	101320	
KX250F	11-14	77 x 53.6	77	111986	111615	7700YC	S677	111633	101320	
KX250F	11-14	77 x 53.6	77		112253	101730	112381	111633	101320	
KX250F	15-16	77 x 53.6	77	114710	40124M07700	7700YC	S677	111633	101320	
KX250F	15-16	77 x 53.6	77	114711	40135M07700	7700YC	S677	111633	101320	

- accessories
- body
- handlebar & grips
- cables & levers
- exhaust
- engine**
- fuel & intake
- electrical & ignition
- clutch
- drive
- bearings
- brakes
- steering & suspension
- tires
- tools & shop

# ENGINE

accessories		<b>WISECO</b>		BORE X STROKE	BORE SIZE	TOP END KIT	SINGLE PISTON	RING SET	PIN	CLIP	TOP END GASKET KIT	TOP END BEAR- ING
MODEL	YEAR	KAWASAKI (4-STROKE) CONTINUED										
body	KLX300	97-06	78 x 61.2	78 80		4630M07800 4630M08000	3071XG 3150XG	S533 78mm	CW17	W5567 78mm		
handlebar & grips								S523 80mm		W5924 80mm		
cables & levers	KLX400	03-04	90 x 62.6	90 92	103532	4713M09000 4713M09200	35433XR 3622XR	S549	CW20	W5881		
exhaust	KLX400	03-04	90 x 62.6	90 92	103430	4714M09000 4714M09200	35433XR 3622XR	S549	CW20	W5881		
engine	KLX400	03-04	90 x 62.6	94.5	102655	4795M09450	3720XP	S549	CW20	W6103		
fuel & intake	KLX400	03-04	90 x 62.6	94.5	102736	4796M09450	3720XP	S549	CW20	W6103		
electrical & ignition	KX450F	06-08	96 x 62.1	96 98	103634	4900M09600	9600ZV	S682	CW19	102370		
clutch	KX450F	06-08	96 x 62.1	96 98	102802	4901M09600	9600ZV 9800ZV	S682	CW19	102370 96mm		
drive										102371 98mm		
bearings	KX450F	09-12	96 x 62.1	96	101872	101156	9600ZV	S682	CW19	104143		
brakes	KX450F	09-12	96 x 62.1	96	103353	102937	9600ZV	S682	CW19	104143		
steering & suspension	KX450F	09-12	96 x 62.1	96		102758	101733	112384	CW19	104143		
tires	KX450F	13-14	96 x 62.1	96	112324	112208	9600ZV	S682	CW19	104143		
tools & shop	KX450F	13-14	96 x 62.1	96	112319	112215	9600ZV	S682	CW19	104143		
	KX450F	15	96.03 x 62.1	96.03			9600ZV	S682	CW19			
	*Note: OEM cylinder is 96.03mm bore size*											
	KX450F	15	96.03 x 62.1	96.03			9600ZV	S682	CW19			
	*Note: OEM cylinder is 96.03mm bore size*											
	KX450F	16	96 x 62.1	96		112208	9600ZV	S682	CW19			
	KX450F	16	96 x 62.1	96		112215	9600ZV	S682	CW19			
	KLX450R	08-15	96 x 62.1	96	103634	4900M09600	9600ZV	S682	CW19	102370 96mm		

<b>WISCO</b> MODEL	YEAR	BORE X STROKE	BORE SIZE	TOP END KIT	SINGLE PISTON	RING SET	PIN	CLIP	TOP END GASKET KIT	TOP END BEAR- ING
<b>KAWASAKI (4-STROKE) CONTINUED</b>										
KLX450R	08-15	96 x 62.1	96 98	102802	4901M09600	9600ZV 9800ZV	S682	CW19	102370 96mm 102371 98mm	
KLX650C KLX650R	93-95 96-01	100 x 82	100 100.5 101.5			3937XS 10050XS 10100XS		111632		
<b>LEM (2-STROKE)</b>										
LEM with Reed Moto Morini engine *1535CDM rings required standard Chrome Bore	All	39 x 41.7	39 41		698M03900 698M04100	1535CDM 1614CD	S563	CW12	W5755	B1041
<b>KTM (2-STROKE)</b>										
KTM with Reed Moto Morini engine *1535CDM rings required standard Chrome Bore	All	39 x 41.7	39 41		698M03900 698M04100	1535CDM 1614CD	S563	CW12	W5755	B1041
50 Mini Adventure	02-08	39.5 x 40	39.5 41.5	103878	803M03950 803M04150	1555CS 1634CS	S563	CW12	W6256	B1041
50SX	01-08	39.5 x 40	39.5 41.5	103180 101446	803M03950 803M04150	1555CS 1634CS	S563	CW12	W6259	B1041
50SX	09-16	39.5 x 40	39.5		112195 111921	1555CS 1634CS	S563	CW12	112391	B1041
65SX 65XC ProJr ProSr	99-08	45 x 40	45 47	101290 103189	746M04500 746M04700	1772CS 1850CS	S595	CW12	W6259	B1042
65SX 65XC	09-16	45 x 40.8	45 47	111919	104220 100855	1772CS 1850CS	S595	CW12	100243	B1042
85SX 85XC	03-12	47 x 48.95	47 52	103279	855M04700	1850CS	S517	CW14	100829	B1012
85SX 85XC *Note: Must use 105cc cylinder for 52mm	13-16	47 x 48.95	47 52		855M04700 855M05200	1850CS 2047CS	S517	CW14		B1012
105SX	04-11	47 x 48.95	47 52	103666	855M05200	2047CS	S517	CW14	100259	B1012
125SX	87-93	54.25 x 54	54.25		627M05425	2136CD	S467	CW15	W5665	B1013
125SX	98-00	54.25 x 54	54.25 56.25		740M05425 740M05625	2136CS 2215CS	S467	CW15	W5760	B1013

- accessories
- body
- handlebar & grips
- cables & levers
- exhaust
- engine
- fuel & intake
- electrical & ignition
- clutch
- drive
- bearings
- brakes
- steering & suspension
- tires
- tools & shop

# ENGINE

	<b>WISECO</b>	BORE X STROKE	BORE SIZE	TOP END KIT	SINGLE PISTON	RING SET	PIN	CLIP	TOP END GASKET KIT	TOP END BEAR- ING	
<b>KTM (2-STROKE) CONTINUED</b>											
accessories	125SX	01	54 x 54.5	54 56	<b>103477</b>	<b>786M05400</b> <b>786M05600</b>	<b>2126CS</b> <b>2205CS</b>	S467	CW15	W5760	B1013
	body	125SX	01	54 x 54		54 56	<b>836M05400</b> <b>836M05600</b>	<b>104608</b> <b>104609</b>	S632	CW15	W5760
handlebar & grips	*Crank case clear- ance required for 57mm and larger		x 54	56 58		<b>103197</b>	<b>2284CSA</b>				
cables & levers	125SX	02-06	54 x 54.5	54 56	<b>101852</b> <b>103346</b>	<b>786M05400</b> <b>786M05600</b>	<b>2126CS</b> <b>2205CS</b>	S467	CW15	W5972	B1013
exhaust	125SX	02-06	54 x 54.5	54 56		<b>836M05400</b> <b>836M05600</b>	<b>104608</b> <b>104609</b>	S632	CW15	W5972	B1013
engine	*Crank case clear- ance required for 57mm and larger		x 54.5	56 58		<b>103197</b>	<b>2284CSA</b>				
	125SX	02-06	54 X 54.5	54	<b>102173</b>	<b>104836</b>	<b>2126CD</b>	S632	CW15	W5972	B1013
fuel & intake	125SX	07-16	54	54	<b>114705</b>	<b>786M05400</b>	<b>2126CS</b>	S467	CW15	100349	B1013
electrical & ignition	125EXC	09-16	x 54.5	56	<b>112343</b>	<b>786M05600</b>	<b>2205CS</b>			2007- 2016	
clutch	125SX	07-16	54	54	<b>114706</b>	<b>104836</b>	<b>2126CD</b>	S632	CW15	100349	B1013
drive	125EXC	09-16	X 54.5								
bearings	144SX	08	56	56	<b>112344</b>	<b>102883</b>	<b>2205CS</b>	S632	CW15	100349	B1013
brakes	150SX	09-15	x 58.5								
	150SX	16	58 X 54.5	58		<b>114703</b>	<b>2284CDA</b>	S632	CW15		B1013
steering & suspension	200EXC	98-02	64	64	<b>101558</b>	<b>770M06400</b>	<b>2520CD</b>	S486	CW16	W5907	B1082
tires	200MXC	98-02	x 60	65 66		<b>770M06500</b> <b>103004</b>	<b>2559CD</b> <b>2598CD</b>				
	200EXC	03-16	64	64	<b>102854</b>	<b>770M06400</b>	<b>2520CD</b>	S486	CW16	W6141	B1082
tools & shop	200XC		x 60	65 66		<b>770M06500</b> <b>103004</b>	<b>2559CD</b> <b>2598CD</b>				
	200SX	03-05	64 X 60	64	<b>101905</b>	<b>825M06400</b>	<b>2520CS</b>	S486	CW16	W6141	B1082
	250	77-82	72.5 x 60	72.5			<b>100228</b>	S280	CW18		
	250GS	90-94	67.5 x 69.5	67.5 68		<b>601M06750</b> <b>601M06800</b>	<b>2658CD</b> <b>2677CD</b>	S459	CW18	W5327	B1037
	250SX	95	67.5 x 69.5	67.5		<b>655M06750</b>	<b>2658CD</b>	S459	CW18	W5327	B1037
	250SX	96-99	67.5 x 69.5	67.5	<b>103577</b>	<b>694M06750</b>	<b>2658CD</b>	S459	CW18	W5327	B1037
	250EXC		x 69.5								
	250MXC		66.4 x 72	66.4		<b>857M06640</b>	<b>2614CD</b>	S508	CW18	W5908 00-03	B1037
	250EXC	00-05	66.4 x 72	66.4							
	250MXC										
	250SX	00-02	66.4 x 72	66.4		<b>774M06640</b>	<b>2614CS</b>	S508	CW18	W5908	B1037



<b>WISCO</b> MODEL	YEAR	BORE X STROKE	BORE SIZE	TOP END KIT	SINGLE PISTON	RING SET	PIN	CLIP	TOP END GASKET KIT	TOP END BEARING
<b>KTM (2-STROKE) CONTINUED</b>										
250SX	03-06	66.4 x 72	66.4	111942	824M06640	104610	S508	CW18	W6144	B1037
250SX	03-06	66.4 x 72	66.4 68.5		856M06640 112193	2614CD 2697CD	S508	CW18	W6144	B1037
250SX 250EXC 250XC 250XC-W	07-16	66.4 x 72	66.4	112315	856M06640 112193	2614CD 2697CD	S508	CW18	100351 07-16	B1037
250SX 250EXC 250XC 250XC-W	07-16	66.4 x 72	66.4	112316	824M06640	104610	S508	CW18	100351	B1037
Freeride250R	14-16	66.4 x 72	66.4		856M06640	2614CD	S508	CW18		B1037
250SX *Note: Cylinder, cylinderhead, and power valve modifications required	96-16	66.4 x 72	72		112196	111873	S508	CW18		B1037
300EXC	91-94	72 x 73	72 72.5 73		631M07200 631M07250 631M07300	2835CD 2854CD 2874CD	S477	CW18	W5328	B1037
300EXC	96-03	72 x 73	72 72.5 73	102884	712M07200 712M07250 712M07300	2835CD 2854CD 2874CD	S477	CW18	W5328	B1037
300EXC 300MXC	04	72 x 73	72	102357	858M07200	2835CD	S477	CW18	100830	B1037
300EXC 300MXC 300XC 300XC-W	05 05 06-07 06-07	72 x 73	72	102358	858M07200	2835CD	S477	CW18	100831	B1037
300EXC 300XC-W	08-16	72 x 73	72	112312	858M07200	2835CD	S477	CW18	100351	B1037
350GS 360GS	86-94 89	75 x 81	75			2953TD	S423	CW20		
360SX	96-97	78 x 74	78		747M07800	3071TD	S511	CW18	W5694	B1037
380SX 380EXC	98-02	78 x 77	78 79	101560	748M07800 748M07900	3071TD 3110TD	S511	CW18	W5694	B1037
<b>KTM (4-STROKE)</b>										
250SX-F	06-12	76	76	103525	102953	111627	S686	CW16	104215	
250XC-F	07-12	x	78			3071XG				
250XCF-W	07-12	55								
250EXC-F	07-13									

- accessories
- body
- handlebar & grips
- cables & levers
- exhaust
- engine
- fuel & intake
- electrical & ignition
- clutch
- drive
- bearings
- brakes
- steering & suspension
- tires
- tools & shop

# ENGINE

	<b>WISCO</b>		BORE X	BORE	TOP	SINGLE			TOP END	TOP END	
	MODEL	YEAR	STROKE	SIZE	END KIT	PISTON	RING SET	PIN	CLIP	GASKET KIT	BEARING
<b>KTM (4-STROKE) CONTINUED</b>											
	250SX-F	06-12	76	76		102873	111627	S686	CW16	104215	
	250XC-F	07-12	x	78			3071XG				
	250XCF-W	07-12	55								
	250EXC-F	07-13									
	250SX-F	13-15	78	78	PK1894	112207	7800YB	S677	111633	112360	
			x								
			52.3								
	250SX-F	13-15	78	78		114702	101731	112381	111633	112360	
			x								
			52.3								
	250SX-F	16	78	78		114712	101731	S677	111633		
			x								
			52.3								
	250EXC-F	14-16	78	78	PK1894	112207	7800YB	S677	111633	112360	
	250XC-F/XCF-W	13-14	x								
			52.3								
	350SX-F	11-15	88	88	112335	111616	111628	104087	CW18	112393	
		16	x								
			57.5								
	350SX-F	11-15	88	88	112329	111617	111628	104087	CW18	112393	
			x								
			57.5								
	350SX-F	11-15	88	88		112254	112400	112386	CW18	112393	
			x								
			57.5								
	350EXC-F	12-16	88	88	PK1895	112204	111628	104087	CW18	112393	
	350XC-F	12-15	x								
	350XCF-W	12-15	57.5								
	350Freeride	12-15									
	350EXC-F	12-16	88	88	PK1896	112211	111628	104087	CW18	112393	
	350XC-F	12-15	x								
	350XCF-W	12-15	57.5								
	350Freeride	12-15									
	450SX	03-06	95	95		4805M09500	9500ZS	S641	CW20	W6153	
	450XC	06	x								
			63.4								
	450SX	03-06	95	95		102878	9500ZS	S641	CW20	W6153	
	450XC	06	x								
			63.4								
	450SX-F	07-12	97	97		102934	9700ZS	S682	CW19	104193	
	450XC-F	07-10	x							SX-F 07-12	
			60.8							XC-F 08-09	
	450SX-F	07-12	97	97		102881	9700ZS	S682	CW19	104193	
	450XC-F	07-10	x							SX-F 07-12	
			60.8							XC-F 08-09	
	450SX-F	13-16	95	95	PK1897	112206	104384	S682	CW19	112369	
			x								
			63.4								
	450SX-F	13-16	95	95	PK1898		104384	S682	CW19	112369	
			x								
			63.4								

<b>WISCO</b>	BORE X STROKE	BORE SIZE	TOP END KIT	SINGLE PISTON	RING SET	PIN	CLIP	TOP END GASKET KIT	TOP END BEARING
MODEL	YEAR								
<b>KTM (4-STROKE) CONTINUED</b>									
450SX-F	13-16	95 x 63.4	95			112384	CW19	112369	
450EXC	03-07	89 x	89	<b>102350</b>	<b>4941M08900</b>	<b>8900ZC</b> <b>9100ZC</b>	S553	111635	W5883
450MXC		72							
450XC-W	03-07	89 x	89	<b>102351</b>	<b>4942M08900</b>	<b>8900ZC</b> <b>9100ZC</b>	S553	111635	W5883
450EXC	03-07	89 x	89		<b>4959M08900</b>	<b>8900ZC</b>	S641	111635	W5883
450MXC		72							
450XC-W	03-07	89 x	89						
450EXC	12-16	95 x	95	<b>PK1901</b>	<b>112212</b>	<b>104384</b>	S682	CW19	112368
450XC-F		63.4							
450XC-W									
500EXC,XC-W	12-16	95 x	95	<b>114708</b>	<b>112205</b>	<b>104384</b>	S682	CW19	112368
		72							
500EXC,XC-W	12-16	95 x	95	<b>114709</b>	<b>40131M09500</b>	<b>104384</b>	S682	CW19	112368
		72							
505SX-F	07-08	100 x	100		<b>102935</b>	<b>104050</b>	111610	CW20	112371
505XC		60.8							
505SX-F	07-08	100 x	100		<b>102882</b>	<b>104050</b>	111610	CW20	112371
505XC		60.8							
520SX	00-02	95	95	<b>111985</b>	<b>4731M09500</b>	<b>9500ZS</b>	S641	CW20	W5885
520EXC	00-02	x	97		<b>4731M09700</b>	<b>9700ZS</b>			
525SX	03-07	72							
525EXC	03-07								
520SX	00-02	95	95	<b>111988</b>	<b>4732M09500</b>	<b>9500ZS</b>	S641	CW20	W5885
520EXC	00-02	x	97		<b>4732M09700</b>	<b>9700ZS</b>			
525SX	03-07	72							
525EXC	03-07								
620LC4	94-08	101	101			<b>10100XS</b>	S550	111695	
625LC4		x	102			<b>10200XS</b>			
640LC4		76	103			<b>10300XS</b>			
			105						
620LC4	94-08	101	101			<b>3977XH</b>	S655	CW22	
625LC4		x	102						
640LC4		76	103						
			105						
990LC8V-Twin Superduke, Adventure	All	101 x	101			<b>10100XS</b>	104780	111695	
		62.4							
<b>POLINI (2-Stroke)</b>									
Works	99-11	40.2 x	40.2		<b>104219</b>	<b>100136</b>	104576	CW12	
		39.3							
XP65R	06-08	45 x	45		<b>104160</b>	<b>1772CS</b>	S595	CW12	
		40.8							

- accessories
- body
- handlebar & grips
- cables & levers
- exhaust
- engine**
- fuel & intake
- electrical & ignition
- clutch
- drive
- bearings
- brakes
- steering & suspension
- tires
- tools & shop

# ENGINE

<b>WISCO</b>		BORE X STROKE	BORE SIZE	TOP END KIT	SINGLE PISTON	RING SET	PIN	CLIP	TOP END GASKET KIT	TOP END BEARING
<b>ROTAX (2-STROKE)</b>										
Rotax250	96-01	67.5 x 69.8	67.5 68		103811	2658CS 2677CS	S477	CW18		B1003
<b>SUZUKI (2-STROKE)</b>										
JR50	78-06	41 X 37.8	41 41.5 42 42.5 43	101383 101384 101385	826M04100 826M04150 826M04200 101855 101856	1614CD 1634CD 1654CD 100981 1693CD	S563	CW12	W6207	B1000
RM60	03	43 x 41.6	43 43.5 44 45	102462	648M04300 648M04350 648M04400 101243	1693CD 1713CD 1732CD 1772CD	S595	CW12	W5422	B1043
RM65	03-05	44.5 x 41.6	44.5 45 46.5	101139 101140 101582	752M04450	1752CD 1772CD 1830CD	S595	CW12	W5932 44.5mm  W5889 45- 46.5mm	B1043
RM65	03-05	44.5 x 41.6	44.5		861M04450	104603	S595	CW12	W5932	B1043
RM80 DS80	77-81 78-00	49 x 42	49 49.5 50 50.5 51		100921 100922 100923 104099 104100	1929CD 1949CD 1969CD 1988CD 2008CD	S538	CW12		B1000
RM80	83-85	49 x 44	49 49.5 50 50.5 51		101222 101223 101224 102811 102812	1929CD 1949CD 1969CD 1988CD 2008CD	S288	CW14	100127	B1012
RM80	86-87	47.5 x 46.8	47.5 48 48.5 49 49.5		101225 101226 101227 102813 102814	1869CS 1890CS 1909CS 1929CS 1949CS	S288	CW14	104077	B1012
RM80	89-90	47.5 x 46.8	47.5 48 48.5 49 49.5		579M04750 579M04800 579M04850 101190 101191	1869CS 1890CS 1909CS 1929CS 1949CS	S288	CW14		B1012
RM80 *Power Valve must be modified for 48mm and larger	91-01	47.5 x 46.8	47.5 47.75 48 48.25 48.5 48.75 49 49.5	100930 100932 100934 103156 103157	645M04750 645M04800 100748 645M04850 103454 103455 103456	1869CS 100150 1890CS 100152 1909CS 100154 1929CS 1949CS	S517	CW14	W5261	B1012
RM80 *International Bore - Not available in U.S.	91-01	46.5 x 46.8	46.5			100146	S517	CW14	W5261	B1012

<b>WISCO</b> MODEL	YEAR	BORE X STROKE	BORE SIZE	TOP END KIT	SINGLE PISTON	RING SET	PIN	CLIP	TOP END GASKET KIT	TOP END BEAR- ING
<b>SUZUKI (2-STROKE) CONTINUED</b>										
RM85 *Crank case clear- ance required 50mm and larger	02-16	48 x 46.8	48 48.5 49 50	<b>102569</b> <b>102570</b> <b>102571</b> <b>103585</b>	<b>806M04800</b> <b>806M04850</b> <b>806M04900</b> <b>806M05000</b>	<b>1890CS</b> <b>1909CS</b> <b>1929CS</b> <b>1969CS</b>	S288	CW14	W5980	B1012
RM85 *Crank case clear- ancere quired	02-16	48 x 46.8	52.00 53	<b>101478</b> <b>103784</b>	<b>806M05200</b> <b>102158</b>	<b>111902</b> <b>111903</b>	S288	CW14	W5980	B1012
RM100	03-05	52.5 x 46.8	52.5 53 54.5	<b>101702</b> <b>101703</b> <b>102152</b>	<b>651M05250</b> <b>651M05300</b> <b>651M05450</b>	<b>2067CD</b> <b>2087CD</b> <b>2146CD</b>	S288	CW14	W5674 52.5- 53mm  W5675 54.5mm	B1006
125DS	79-81	56	56		<b>100672</b>	<b>2205CD</b>	S394	CW14		B1018
125TS	79-81	x	56.5		<b>100673</b>	<b>2224CD</b>				
125TC	70-78	50	57		<b>100674</b>	<b>2244CD</b>				
RV125	73-77		57.5 58		<b>100663</b> <b>100664</b>	<b>2264CD</b> <b>2284CD</b>				
RM125	77-80	54 x 54	54 54.5 55 55.5 56		<b>102164</b> <b>102165</b> <b>102166</b> <b>103644</b> <b>103645</b>	<b>2126CD</b> <b>2146CD</b> <b>2165CD</b> <b>2185CD</b> <b>2205CD</b>	S394	CW14		B1018
RM125	81-84	54 x 54	54 54.5 55 55.5 56		<b>511M05400</b> <b>511M05450</b> <b>511M05500</b> <b>100712</b> <b>100713</b>	<b>2126CD</b> <b>2146CD</b> <b>2165CD</b> <b>2185CD</b> <b>2205CD</b>	S485	CW14	W4042 1983  W4043 1984	B1018
RM125	85-86	54 X 54	54 54.5 55 55.5 56		<b>519M05400</b> <b>519M05450</b> <b>519M05500</b> <b>519M05550</b> <b>101415</b>	<b>2126CD</b> <b>2146CD</b> <b>2165CD</b> <b>2185CD</b> <b>2205CD</b>	S485	CW14	W4043 1985  W4901 1986	B1018
RM125	87	54 x 54	54 55 56		<b>557M05400</b> <b>557M05500</b> <b>101444</b>	<b>2126CS</b> <b>2165CS</b> <b>2205CS</b>	S288	CW14	W5127	B1018
RM125	88	54 x 54	54 55 56		<b>568M05400</b> <b>568M05500</b> <b>101445</b>	<b>2126CS</b> <b>2165CS</b> <b>2205CS</b>	S467	CW15	W5127	B1013
RM125	89	54 x 54	54 54.5 55 55.5 56	<b>101365</b>	<b>641M05400</b> <b>641M05450</b> <b>641M05500</b> <b>100787</b> <b>100788</b>	<b>2126CS</b> <b>2146CS</b> <b>2165CS</b> <b>2185CS</b> <b>2205CS</b>	S467	CW15	W5165	B1013
RM125	90	54 x 54	54 54.5 55 55.5 56	<b>101368</b>	<b>641M05400</b> <b>641M05450</b> <b>641M05500</b> <b>100787</b> <b>100788</b>	<b>2126CS</b> <b>2146CS</b> <b>2165CS</b> <b>2185CS</b> <b>2205CS</b>	S467	CW15	W5316	B1013
RM125	90-96	54 x 54.5	54 56	<b>103831</b>	<b>755M05400</b> <b>755M05600</b>	<b>2126CS</b> <b>2205CS</b>	S467	CW15	W6385	B1013

- accessories
- body
- handlebar & grips
- cables & levers
- exhaust
- engine
- fuel & intake
- electrical & ignition
- clutch
- drive
- bearings
- brakes
- steering & suspension
- tires
- tools & shop

# ENGINE

	<b>WISECO</b>	BORE X STROKE	BORE SIZE	TOP END KIT	SINGLE PISTON	RING SET	PIN	CLIP	TOP END GASKET KIT	TOP END BEAR- ING
MODEL	YEAR									
<b>SUZUKI (2-STROKE) CONTINUED</b>										
RM125	91-96	54 x 54	54 54.25 54.5 54.75 55	101299 101300 101301 101307	641M05400 641M05450 641M05500 100787 100788	2126CS 2146CS 2165CS 2185CS 2205CS	S467	CW15	100284	B1013
RM125	97-99	54 x 54	54 54.25 54.5 54.75 55	101296 101297 101298 101306	641M05400 641M05450 641M05500 100787 100788	2126CS 2146CS 2165CS 2185CS 2205CS	S467	CW15	W6385	B1013
RM125	00-03	54 x 54.5	54 54.5 55 55.5 56	103414 103415 103416 102950	754M05400 754M05450 754M05500 754M05550 102332	2126CS 2146CS 2165CS 2185CS 2205CS	S467	CW15	W6385	B1013
RM125	00-03	54 x 54.5	54		764M05400	2126CS	S632	CW15	W6385	B1013
RM125	00-03	54 x 54.5	54 56	103831	755M05400 755M05600	2126CS 2205CS	S467	CW15	W6385	B1013
RM125	04-10	54 x 54.5	54 56	101280 103037	835M05400 835M05600	2126CS 2205CS	S632	CW15	W6254	B1013
RM125	04-10	54 x 54.5	54 56 58	101969 101631 101632	836M05400 836M05600 103197	104608 2205CS 2284CSA	S632	CW15	W6254	B1013
PE175	80-84	62 x 57	62 62.5 63 63.5 64		100918 100919 100920 102556 102557	2441CD 2461CD 2480CD 2500CD 2520CD	104529	CW16		B1008
DS185	78-80	64	64		102419	2520CD	S256	CW16		B1008
TC185	74-77	x	64.5		102420	2539CD				
TS185	71-81	57	65 65.5		102421 102807	2559CD 2579CD				
DS250	80	70	70		104034	2756CD	S343	CW18		B1002
RL250	74-75	x	70.5		104035	2776CD				
TM250	73-75	64	71		104036	2795CD				
TS250	73-81		71.5 72		101137 101138	2815CD 2835CD				
RM250	77-81	67	67		104132	2638CD	S524	CW18	W6583	B1014
PE250	77-81	x 70	67.5 68 68.5 69		104133 104134 102453 102454	2658CD 2677CD 2697CD 2717CD			77-80 RM250 Only	
RM250	82-85	70 x 64	70 70.5 71 71.5 72		485M07000 485M07050 485M07100 100832 100833	2756CS 2776CS 2795CS 100225 100226	S343	CW18	104587 1983  101775 1984-85	B1014
RM250	86	67 x 70	67 67.5 68 68.5		543M06700 543M06750 543M06800 112160	2638CS 2658CS 2677CS 2697CS	S524	CW18	101776	B1014

<b>WISECO</b> MODEL	YEAR	BORE X STROKE	BORE SIZE	TOP END KIT	SINGLE PISTON	RING SET	PIN	CLIP	TOP END GASKET KIT	TOP END BEAR- ING
<b>SUZUKI (2-STROKE) CONTINUED</b>										
RM250	87-88	67 x 70	67 68 69		558M06700 558M06800 101906	2638CS 2677CS 2717CS	S459	CW18	100797	B1014
RM250	89	67 x 70.8	67 67.5 68 69	101496 101497	642M06700 642M06750 642M06800 103222	2638CD 2658CD 2677CD 2717CD	S459	CW18	W5166	B1014
RM250	90	67 x 70.8	67 67.5 68 69		642M06700 642M06750 642M06800 103222	2638CD 2658CD 2677CD 2717CD	S459	CW18	W5278	B1014
RM250	91	67 x 70.8	67 67.5 68 69	101502 101504	642M06700 642M06750 642M06800 103222	2638CD 2658CD 2677CD 2717CD	S459	CW18	W5262	B1014
RM250	92-93	67 x 70.8	67 67.5 68 69	101505	642M06700 642M06750 642M06800 103222	2638CD 2658CD 2677CD 2717CD	S459	CW18	W5664	B1014
RM250	94-95	67 x 70.8	67 67.5 68 69	101508	642M06700 642M06750 642M06800 103222	2638CD 2658CD 2677CD 2717CD	S459	CW18	W5431	B1014
RM250	96-97	66.4 x 72	66.4		681M06640	2614CD	S508	CW18	W5518	B1014
RM250	98	66.4 x 72	66.4 68.5		723M06640 723M06850	2614CD 2697CD	S508	CW18	W5518	B1014
RM250	99	66.4 x 72	66.4 68.5	101651	743M06640 743M06850	2614CD 2697CD	S508	CW18	W5741	B1014
RM250	00-02	66.4 x 72	66.4 68.5		756M06640 756M06850	2614CD 2697CD	S508	CW18	W5741 2000 W5899 01-02	B1014
RM250	03-10	66.4 x 72	66.4 67 67.5	101260 101261 101262	823M06640 823M06700 823M06750	2614CD 2638CD 2658CD	S508	CW18	W6111	B1014
RM250 *Note: Cylinder, cylinder head, and power valve modifi- cations required	03-10	66.4 x 72	72		112196	111873	S508	CW18		B1014
RMX250	89-92	67 x 70.8	67 67.5 68 69	101496 101497	642M06700 642M06750 642M06800 103222	2638CD 2658CD 2677CD 2717CD	S459	CW18	W5166	B1014
RMX250	93-99	67 x 70.8	67 67.5 68 69	101511	642M06700 642M06750 642M06800 103222	2638CD 2658CD 2677CD 2717CD	S459	CW18	W5529	B1014

- accessories
- body
- handlebar & grips
- cables & levers
- exhaust
- engine**
- fuel & intake
- electrical & ignition
- clutch
- drive
- bearings
- brakes
- steering & suspension
- tires
- tools & shop

# ENGINE

accessories	<b>WISECO</b>		BORE X STROKE	BORE SIZE	TOP END KIT	SINGLE PISTON	RING SET	PIN	CLIP	TOP END GASKET KIT	TOP END BEARING
	MODEL	YEAR									
<b>SUZUKI (4-STROKE)</b>											
body	DRZ110	03-05	53 x 50.6	53.5 54		101896 101897	2106XE 2126XE	S592	CW13	104416	
handlebar & grips	DRZ125/DRZ125L	03-16	57 x 48.8	57 58 61		4815M05700 4815M05800 101894	2244XE 2283XE 100751	S593	CW14	W6209 57-59mm	
cables & levers										W6206 61mm	
exhaust	DRZ250	02-06	73 x 59.6	73		4776M07300 101857	2874XC 8000XX	S475	CW19	W6106 73mm	
engine										111642 80mm	
fuel & intake	RMZ250	04-06	77 x 53.6	77 79	102822	4842M07700 4842M07900	7700YC 3110XG	S677	CW16	W6255 77mm	
electrical & ignition	RMZ250	04-06	77 x 53.6	77	101614	102887	7700YC	S677	CW16	W6255 77mm	
clutch	RMZ250	04-06	77 x 53.6	83		102890	3268XG	S677	CW16	100478	
drive	RMZ250	07-09	77 x 53.6	77	102659	102022	7700YC	S677	CW16	103847	
bearings	RMZ250	07-09	77 x 53.6	77	103188	102889	7700YC	S677	CW16	103847	
brakes	RMZ250	07-09	77 x 53.6	77		102749	101730	112381	CW16	103847	
steering & suspension	RMZ250	07-09	77 x 53.6	83		102890	3268XG	S677	CW16	100478	
tires	RMZ250	10-16	77 x 53.6	77	112347	102017	7700YC	S677	CW16	111643	
tools & shop	RMZ250	10-16	77 x 53.6	77	112339	102886	7700YC	S677	CW16	111643	
	RMZ250	10-16	77 x 53.6	77		102760	101730	112381	CW16	111643	
	DR350	90-99	79 x 71.2	79 80 81 82 83	102819	4576M07900 4576M08000 102333 102334 102335	3110XG 3150XG 3189XG 3228XG 3268XG	S520	CW20	W5280 79-80mm	
	DRZ400	00-15	90 x 62.6	90 92	103532	4713M09000 4713M09200	35433XR 3622XR	S549	CW20	W5881	
	DRZ400	00-15	90 x 62.6	90 92	103430	4714M09000 4714M09200	35433XR 3622XR	S549	CW20	W5881	



<b>WISCO</b> MODEL	YEAR	BORE X STROKE	BORE SIZE	TOP END KIT	SINGLE PISTON	RING SET	PIN	CLIP	TOP END GASKET KIT	TOP END BEAR- ING
<b>SUZUKI (4-STROKE) CONTINUED</b>										
DRZ400	00-15	90 x 62.6	94.5	102655	4795M09450	3720XP	S549	CW20	W6103	
DRZ400	00-15	90 x 62.6	94.5	102736	4796M09450	3720XP	S549	CW20	W6103	
RMZ450	05-07	95.5 x 62.8	95.5	103419	4869M09550	9550ZV	S682	CW19	101326 95.5mm	
RMZ450	05-07	95.5 x 62.8	95.5	102201	4870M09550	9550ZV	S682	CW19	101326 95.5mm	
RMZ450	08-12	96 x 62.1	96	112340	101155	9600ZV	S682	CW19	101105	
RMZ450	08-12	96 x 62.1	96	112338	102414	9600ZV	S682	CW19	101105	
RMZ450	08-12	96 x 62.1	96		102757	9600ZV	112384	CW19	101105	
RMZ450	13-16	96 x 62.1	96	112341	112209	9600ZV	S682	CW19	101105	
RMZ450	13-16	96 x 62.1	96	PK1893	112216	9600ZV	S682	CW19	101105	
DR650 SP600Djebel	85-89	94 x 85	95 96 97		103202 103203 103484	3740XH 3780XH 3819XH	S551	CW23		
DR650	90-95	95 x 90.4	95 96 97		103202 103203 103484	3740XH 3780XH 3819XH	S551	CW23		
<b>VOR (4-STROKE)</b>										
500	00-02	95 x 71	95			104384	111610	CW20		
530	02-05	97 x 71	97			9700ZS	111610	CW20		
<b>YAMAHA (2-STROKE)</b>										
PW50	85-87 90-15	40 x 39.2	40 40.25 40.5 40.75 41 41.5 42	104082  104084  104086 103981 103982	653M04000 104239 653M04050 104241 653M04100 1614CD 104203 1634CD 104204 1654CD	1574CD 100975 1594CD 100977 1614CD 1634CD 1654CD	S630	CW10	W5531	B1084
MX80 TY80 GT1	80-82 74-75 73-75	47 x 42	47 47.5 48 48.5		102528 102529 102530 102707	1850CS 1869CS 1890CS 1909CS	S538	CW12		B1042

- accessories
- body
- handlebar & grips
- cables & levers
- exhaust
- engine**
- fuel & intake
- electrical & ignition
- clutch
- drive
- bearings
- brakes
- steering & suspension
- tires
- tools & shop

# ENGINE

	<b>WISECO</b>	BORE X STROKE	BORE SIZE	TOP END KIT	SINGLE PISTON	RING SET	PIN	CLIP	TOP END GASKET KIT	TOP END BEARING
<b>YAMAHA (2-STROKE) CONTINUED</b>										
PW80	91-06	47	47		649M04700	1850CD	S538	CW12	W5560	B1042
BW80	86-90	x	47.5		649M04750	1869CD				
		45.6	48		649M04800	1890CD				
			48.5	103498	103008	1909CD				
			49	103499	103009	1929CD				
YZ80	74-75	47	47		102528	1850CS	S538	CW12		B1042
		x	47.5		102529	1869CS				
		42	48		102530	1890CS				
			48.5		102707	1909CS				
YZ80	76-80	49	49		101098	1929CD	S538	CW12		B1042
		x	49.5		101099	1949CD				
		42	50		101100	1969CD				
			50.5		101530	1988CD				
			51		101531	2008CD				
YZ80	81	49	49			1929CD	S538	CW12		B1043
		x	49.5			1949CD				
		42	51		101221	2008CD				
YZ80	82-83	47	47		101141	1850CD	S538	CW12	100128	B1043
		x	47.5		101142	1869CD			1983	
		45.6	48		101143	1890CD				
			48.5		103931	1909CD				
			49		103932	1929CD				
YZ80	84	48	48.5		103694	1909CS	S538	CW12	100129	B1015
		x	49		103695	1929CS				
		45.6	50		101126	1969CS				
YZ80	85	48	48		100945	1890CS	S538	CW12	100459	B1015
		x	48.5		100908	1909CS				
		45.6	49		100909	1929CS				
			49.5		103152	1949CS				
			50		103153	1969CS				
YZ80	86-87	48	48		100945	1890CS	S538	CW12	W5284	B1015
		x	48.5	103934	100908	1909CS				
		45.6	49		100909	1929CS				
			49.5		103152	1949CS				
			50		103153	1969CS				
YZ80	88-92	48	48	102325	569M04800	1890CS	S538	CW12	W5284	B1015
		x	48.5	102326	569M04850	1909CS				
		45.6	49	102327	569M04900	1929CS				
			49.5	101919	101937	1949CS				
			50	101920	101938	1969CS				
YZ80	93-01	46	46	101292	101186	1810CS	S517	CW14	W5353	B1012
*International Bore - Not available in U.S.		x	47.8							
YZ80	93-01	47	47	102691	646M04700	1850CS	S517	CW14	W5353	B1012
		x	47.5	102692	646M04750	1869CS				
		47.8	48	102693	646M04800	1890CS				
			48.5		101281	1909CS				
			49	101404	101282	1929CS				
YZ80	93-01	52.5	52.5	101438	767M05250	2067CSA	S288	CW14	W5353	B1012
*Crank case clear- ance required for 50mm and larger		x								
		47.8								
YZ85	02-16	47.5	47.5	103093	805M04750	1869CS	S517	CW14	W5983	B1012
Pro-Lite		x	48	103094	805M04800	1890CS				
		47.8	48.5	103095	805M04850	1909CS				
			49.5	101555	103836	1949CS				

<b>WISCO</b> MODEL	YEAR	BORE X STROKE	BORE SIZE	TOP END KIT	SINGLE PISTON	RING SET	PIN	CLIP	TOP END GASKET KIT	TOP END BEAR- ING
<b>YAMAHA (2-STROKE) CONTINUED</b>										
YZ85 *Crank case clear- ance required for 50mm and larger	02-16	52.5 x 47.8	52.5	103337	767M05250	2067CSA	S288	CW14	W5983	B1012
LT100	All	52	52		101464	2047CD	S288	CW14		B1012
LT100-2		x	52.5		101465	2067CD				
LT100-3		45.6	53		101466	2087CD				
MX100			53.5		103701	101008				
DT100			54		103702	2126CD				
YZ100	76-83	50 x 50	50		102283 102284 103357	1969CD 2008CD 2047CD	S637	CW16		B1016
RT100	90-00	52 x 45.6	52 52.5 53 54		771M05200 771M05250 771M05300 102180	2047CD 2067CD 2087CD 2126CD	S288	CW14		B1012
AT2125	72-73	56	56		236M05600	2205CD	S270	CW16		B1016
AT3125	72-73	x	56.5		236M05650	2224CD				
DT125	73-81	50	57		236M05700	2244CD				
IT125	80-81		57.5		236M05750	2264CD				
MX125	74-76		58		236M05800	2284CD				
TZR125	87-92	56	56		101166	2205CD	S270	CW16		B1008
DTR125	88-96	x	56.25		101167	101019				
DTR125E	90-96	50.7	56.5		101168	2224CD				
TDR125	90-92		56.75		101169	101021				
TDR240	88-92		57		101170	2244CD				
*Includes Reed Cutout on piston *International Bore - Not available in U.S.			57.25 57.5		100668 100669	101023 2264CD				
DT125	75-76	56	56		104155	2205CD	S270	CW16		B1016
AT2125	72-76	x	56.5		104156	2224CD				
AT3125	72-76	50.7	57		104157	2244CD				
DT125LC	80-91		57.5		112180	2264CD				
RD125LC	82-92									
DT125Tenere *Two Reed Holes on piston *International Bore - Not available in U.S.										
YZ125	76-82	56 x 50	56 56.5 57 57.5 58		435M05600 435M05650 435M05700 435M05750 435M05800	2205CS 2224CS 2244CS 2264CS 2284CS	S270	CW16		B1016
YZ125	83	56 x 50	56 57.5		503M05600 503M05750	2205CS 2264CS	S270	CW16	W4053	B1016
YZ125	84	56 x 50	56.5 57 57.5 58		512M05650 512M05700 512M05750 512M05800	2224CS 2244CS 2264CS 2284CS	S270	CW16	W4053	B1016
YZ125 *Power Valve must be modified for 58mm and larger	85	56 x 50	57 58		521M05700 521M05800	2244CS 2284CS	S270	CW16	W5285	B1016

- accessories
- body
- handlebar & grips
- cables & levers
- exhaust
- engine**
- fuel & intake
- electrical & ignition
- clutch
- drive
- bearings
- brakes
- steering & suspension
- tires
- tools & shop

# ENGINE

accessories	<b>WISECO</b>		BORE X STROKE	BORE SIZE	TOP END KIT	SINGLE PISTON	RING SET	PIN	CLIP	TOP END GASKET KIT	TOP END BEAR- ING
MODEL	YEAR	<b>YAMAHA (2-STROKE) CONTINUED</b>									
body	YZ125	86-88	56 x 50	56 56.5 57 57.5 58	103264 103262 103263	559M05600 559M05650 559M05700 559M05750 559M05800	2205CS 2224CS 2244CS 2264CS 2284CS	S514	CW16	W4904	B1016
handlebar & grips	*Power Valve must be modified for 57mm and larger										
cables & levers	YZ125	89	56 x 50	56 56.5 57		582M05600 582M05650 582M05700	2205CS 2224CS 2244CS	S270	CW16	W5167	B1016
exhaust	YZ125	90-92	56 x 50.7	56 56.5 57		594M05600 594M05650 594M05700	2205CS 2224CS 2244CS	S514	CW16	W5229 90-91	B1016
engine										W5354 1992	
fuel & intake	YZ125	93	56 x 50.7	56 56.5 57	103998	629M05600 629M05650 629M05700	2205CS 2224CS 2244CS	S514	CW16	W5354	B1016
electrical & ignition	YZ125	94-96	54 x 54.5	54 54.5 55 56	103478 103479 101630	647M05400 647M05450 647M05500 647M05600	2126CS 2146CS 2165CS 2205CS	S514	CW16	W5420	B1016
clutch	YZ125	97	54 x 54.5	54		693M05400	2126CS	S467	CW15	W5420	B1038
drive	YZ125	97-04	54 x 54.5	54 56		765M05400 765M05600	2126CS 2205CS	S632	CW15	W5420 1997 W5677 98-01 W5981 2002 W6140 03-04	B1038 97-00 B1001 01-04
bearings	YZ125	97-04	54 x 54.5	54 56		762M05400 762M05600	104608 2205CS	S632	CW15	W5420 1997 W5677 98-01 W5981 2002 W6140 03-04	B1038 1997- 2000 B1001 01-04
brakes	YZ125	98-00	54 x 54.5	54 54.5 55 56	101538 101539 101540 101177	726M05400 726M05450 726M05500 726M05600	2126CST 2146CS 2165CS 2205CS	S467	CW15	W5677	B1038
steering & suspension	YZ125	01	54 x 54.5	54 54.5 55 56	101541 101542 101543 101178	726M05400 726M05450 726M05500 726M05600	2126CST 2146CS 2165CS 2205CS	S467	CW15	W5677	B1001
tires	YZ125	02	54 x 54.5	54 54.5 55 56	104180 104181 102002	797M05400 797M05450 797M05500 797M05600	2126CST 2146CS 2165CS 2205CS	S467	CW15	W5981	B1001
tools & shop	YZ125	03-04	54 x 54.5	54 54.5 55 56	101302 101303 101304 102003	797M05400 797M05450 797M05500 797M05600	2126CST 2146CS 2165CS 2205CS	S467	CW15	W6140	B1001

<b>WISCO</b> MODEL	YEAR	BORE X STROKE	BORE SIZE	TOP END KIT	SINGLE PISTON	RING SET	PIN	CLIP	TOP END GASKET KIT	TOP END BEAR- ING
<b>YAMAHA (2-STROKE) CONTINUED</b>										
YZ125 Pro-Lite	05-16	54 x 54.5	54 56	101752 101283	845M05400 845M05600	2126CS 2205CS	S668	CW15	W6331	B1001
YZ125 *Crank case clear- ance required for 57mm and larger	05-16	54 x 54.5	54 56 58	101947 101583 101584	846M05400 846M05600 103201	104608 104609 2284CSA	S668	CW15	W6331	B1001
CT-2	thru 77	66	66		471M06600	2598CD	S259	CW16		B1021
CT-3	thru 77	x	66.5		471M06650	2618CD				
DT175	79-81	50	67		471M06700	2638CD				
MX175	79-82		67.5 68		101996 101997	2658CD 2677CD				
IT175	76-81	66	66		102708	2598CD	S259	CW16		B1021
YZ175	76-81	x 50	66.5 67 67.5 68		102709 102710 101091 101092	2618CD 2638CD 2658CD 2677CD				
RT180	90-98	64.5 x 54	64.5 65 65.5 66		772M06450 772M06500 772M06550 101901	2539CD 2559CD 2579CD 2598CD	S486	CW16		B1021
IT200	84-86	66 x 57	66 66.5 67 67.5 68		103067 103068 103069 103861 103862	2598CD 2618CD 2638CD 2658CD 2677CD	S259	CW16		B1005
DT200R *Canadian Model - Not available in the U.S.	89-91	66 x 57	66 66.5 67 67.5 68		101134 101135 101136 101102 101103	2598CD 2618CD 2638CD 2658CD 2677CD	S271	CW16	104591	B1008
WR200	92-98	66.8 x 57	66.8 67 68.5		100793 100794 101413	2628CD 2638CD 2697CD	S271	CW16		B1008
YZ250	76-79	70	70		103871	2756CD	S343	CW18		B1003
IT250	78-80	x	70.5		103872	2776CD				
DT250	74-79	64	71		103873	2795CD				
MX250	73-75		71.5 72		102269 102270	2815CD 2835CD				
YZ250	80-82	70	70		101293	2756CD	S343	CW18		B1003
IT250	81-82	x 64	70.25 70.5 70.75 71		101294 101295 102820 102821	2776CD 2795CD 2815CD 2835CD				
IT250	83	68 x 68	68 68.5 69 69.5 70		515M06800 515M06850 515M06950 515M07000	2677CD 2697CD 2717CD 2736CD 2756CD	S511	CW18		B1014
YZ250 *Power Valve must be modified for 69mm and larger	83-87	68 x 68	68 68.5 69 69.5 70		560M06800 560M06850 560M06900 103358 103359	2677CD 2697CD 2717CD 2736CD 2756CD	S511	CW18	100362 1986- 1987	B1014

- accessories
- body
- handlebar & grips
- cables & levers
- exhaust
- engine
- fuel & intake
- electrical & ignition
- clutch
- drive
- bearings
- brakes
- steering & suspension
- tires
- tools & shop

# ENGINE

	<b>WISCO</b>	BORE X STROKE	BORE SIZE	TOP END KIT	SINGLE PISTON	RING SET	PIN	CLIP	TOP END GASKET KIT	TOP END BEAR- ING	
<b>YAMAHA (2-STROKE) CONTINUED</b>											
accessories	YZ250	88-91	68	68	103949	605M06800	2677CD	S508	CW18	W5168	B1014
body	WR250	91	x	68.5	103950	605M06850	2697CD				
handlebar & grips	*Power Valve must be modified for 69mm and larger		68	69	103951	605M06900	2717CD				
cables & levers	*1991 model is Nikasil bore			69.5		102830	2736CD				
exhaust	YZ250	92-98	68	68	103308	102831	2756CD				
engine			x			736M06800	2677CS	S508	CW18	W5168 88-94	B1014
			68							W5467 95-98	
fuel & intake	YZ250	92-94	68	68	101624	677M06800	2677CD	S508	CW18	W5168	B1014
electrical & ignition	WR250	92-94	x	68.5	101625	677M06850	2697CD				
			68	69	101626	677M06900	2717CD				
				70	102062	103107	2756CD				
clutch	YZ250	95-98	68	68	103334	677M06800	2677CD	S508	CW18	W5467	B1014
drive	WR250	95-98	x	68.5	103335	677M06850	2697CD				
bearings			68	69	103336	677M06900	2717CD				
				70	103578	103107	2756CD				
brakes	YZ250	99-01	66.4	66.4	101398	804M06640	2614CD	S508	CW18	W5744	B1003
steering & suspension			x	68.5	102731	804M06850	2697CD				
tires			72								
tools & shop	YZ250	02-16	66.4	66.4	101267	804M06640	2614CD	S508	CW18	W5978	B1003
	YZ250X	16	x	67	101268	804M06700	2638CD				
			72	67.5	101269	804M06750	2658CD				
				68.5	101964	804M06850	2697CD				
	YZ250	02-16	66.4	66.4	102662	808M06640	104610	S508	CW18	W5978	B1003
	YZ250X	16	x								
			72								
	YZ250	99-16	66.4	72		112196	111873	S508	CW18		B1003
	*Note: Cylinder, cylinder head, and power valve modifi- cations required		x								
			72								
	DT400	75-78	85	85		102825	104345	S277	CW18		B1003
	MX400	75-76	x	85.5		102826	104346				
			70	86		102827	3386TD				
				86.5		101532	3405TD				
	IT400	77-78	85	85		112104	104345	S277	CW18		B1003
	YZ400	77-78	x	85.5		101519	104346				
			70	86		101520	3386TD				
				86.5		103190	3405TD				
				87		112106	3425TD				
	IT465	81-82	85	85.5		101182	104346	S277	CW18		B1014
	YZ465	80-81	X	86		101183	3386TD				
			82	86.5		103361	3405TD				
	IT490	83-84	87	87		103858	3425TD	S277	CW18	W4055	B1014
	YZ490	82-83	x	87.5		103859	3445TD			1983	
			82	88		103860	3465TD				
				88.5		102411	104352				
				89		102412	3504TD				
	YZ490	84-90	87	87	103061	546M08700	3425TD	S277	CW18	W5286	B1014
	WR500	92-93	x	87.5	103062	546M08750	3445TD				
			82	88	103063	546M08800	3465TD				
				88.5	102657	101228	104352				
				89	102658	101229	3504TD				

<b>WISCO</b> MODEL	YEAR	BORE X STROKE	BORE SIZE	TOP END KIT	SINGLE PISTON	RING SET	PIN	CLIP	TOP END GASKET KIT	TOP END BEAR- ING
<b>YAMAHA (4-STROKE)</b>										
TTR90E	03-06	47 x 51.8	47 47.5		4840M04700 4840M04750	1850XE 1870XE	S592	CW13	104299	
TTR125 TTR125L	00-15 00-15	54 x 54	54 54.5 55	101123 101124 101125	4752M05400 4752M05450 4752M05500	2126XE 2146XE 2165XE	S571	CW15	W5962	
TTR250	99-06	73 x 59.6	73 73.5 74 74.5 75		4689M07300 4689M07350 4689M07400 102148 102149	2874XC 2894XC 2913XC 2933XC 2953XC	S524	CW18	W5894	
XT250	13-16	74 x 58	74 76		4951M07400	2913XA 2992XG	S688	CW17		
XT250	13-16	74 x 58	74 76		112012 112013	2913XA 2992XG	S688	CW17		
YZ250F WR250F	01-04 01-04	77 x 53.6	77 79	102863 101762	4872M07700 4872M07900	7700XU 3110XG	S742	CW16	W5921	
WR250F	05-13	77 x 53.6	77	102864	4882M07700	7700XU	S742	CW16	W5921	
WR250F	05-13	77 x 53.6	77	103524	4881M07700	7700YC	S742	CW16	W5921	
YZ250F WR250F	01-11 01-13	77 x 53.6	83		102726	3268XG	S677	CW16	104403	
YZ250F	01-04	77 x 53.6	77	103523	102900	7700YC	S742	CW16	W5921	
YZ250F	05-07	77 x 53.6	77	102864	4882M07700	7700XU	S742	CW16	W5921	
YZ250F	05-07	77 x 53.6	77	103524	4881M07700	7700YC	S742	CW16	W5921	
YZ250F	08-11	77 x 53.6	77 79	102865	4952M07700 4952M07900	7700XU 3110XG	S742	CW16	W5921	
YZ250F	08-11	77 x 53.6	77	102703	101604	7700YC	S742	CW16	W5921	
YZ250F	08-11	77 x 53.6	77		102755	101730	112381	CW16	W5921	
YZ250F	12-13	77 x 53.6	77	PK1902	111748	7700XU	S742	111633	W5921	
YZ250F	12-13	77 x 53.6	77	PK1903	112213	7700XU	S742	111633	W5921	

- accessories
- body
- handlebar & grips
- cables & levers
- exhaust
- engine**
- fuel & intake
- electrical & ignition
- clutch
- drive
- bearings
- brakes
- steering & suspension
- tires
- tools & shop

# ENGINE

	<b>WISECO</b>	BORE X STROKE	BORE SIZE	TOP END KIT	SINGLE PISTON	RING SET	PIN	CLIP	TOP END GASKET KIT	TOP END BEARING	
accessories	MODEL	YEAR									
body	<b>YAMAHA (4-STROKE) CONTINUED</b>										
	YZ250F	14-15	77	77	PK1899	40116M07700	7700YC	S677	CW16	W6929	
	YZ250FX	15	x								
handlebar & grips	WR250F	15	53.6								
	YZ250F	14-15	77	77	PK1911	40127M07700	7700YC	S677	CW16	W6929	
	YZ250FX	15	x								
cables & levers	WR250F	15	53.6								
	YZ250F	14-15	77	77		RC903M07700	101730	112381	CW16	W6929	
	YZ250FX	15	x								
exhaust	WR250F	15	53.6								
engine	TT350	85-98	86	86	PK1785	4674M08600	3386XC	S475	CW19	W5751	
	XT350	85-00	x	87	PK1786	4674M08700	3425XC				
			59.6	87.5	PK1787	101859	3445XC				
	YZ400F	98-99	92	92		4649M09200	3622XR	S560	CW18	W5678	
fuel & intake	WR400F	98-00	x	94		4649M09400	3701XR			92mm	
			60.1							W5699	
										94mm	
electrical & ignition	YZ400F	98-99	92	92		101249	3622XR	S560	CW18	W5678	
	WR400F	98-00	x	94		101250	3701XR			92mm	
			60.1							W5699	
										94mm	
clutch	YZ426F	00-02	95	95	102160	4693M09500	3741XS	S615	CW19	W5882	
	WR426F	01-02	x	96.5		4693M09650	9650XS			95mm	
			60.1	97		103549	3819XS			W5960	
										96.5-97mm	
drive	YZ426F	00-02	95	95		103636	3741XS	S615	CW19	W5882	
	WR426F	01-02	x	97			9650XS			95mm	
			60.1			103637	3819XS			W5960	
										96.5-97mm	
bearings	YZ450F	03-05	95	95	103221	4785M09500	3741XS	S600	CW18	W6129	
	WR450F	03-06	X	97	101751	4785M09700	3819XS			95mm	
			63.4							W6130	
										97mm	
brakes	YZ450F	03-05	95	95	102385	102876	3741XS	S600	CW18	W6129	
	WR450F	03-06	X	97		102877	3819XS			95mm	
			63.4							W6130	
										97mm	
steering & suspension	YZ450F	06-09	95	95	103366	4785M09500	3741XS	S600	CW18	W6420	
	WR450F	07-15	X	97	102496	4785M09700	3819XS			95mm	
			63.4							W6421	
										97mm	
tires	YZ450F	06-09	95	95	102653	102876	3741XS	S600	CW18	W6420	
	WR450F	07-15	X	97		102877	3819XS			95mm	
			63.4							W6421	
										97mm	
tools & shop	YZ450F	10-13	97	97	112299	102928	3819XS	104087	CW18	104624	
			X								
			60.8								



<b>WISCO</b>		BORE X STROKE	BORE SIZE	TOP END KIT	SINGLE PISTON	RING SET	PIN	CLIP	TOP END GASKET KIT	TOP END BEAR- ING
MODEL	YEAR									
<b>YAMAHA (4-STROKE) CONTINUED</b>										
YZ450F	10-13	97 X 60.8	97	112297	102872	3819XS	104087	CW18	104624	
YZ450F	10-13	97 X 60.8	97		102754	101734	112386	CW18	104624	
YZ450F	14-16	97 X 60.8	97	PK1900	112217	9700ZS	104087	CW18	104624	
YZ450F	14-16	97 X 60.8	97	PK1912	40121M09700	9700ZS	104087	CW18	104624	
YZ450F	14-16	97 X 60.8	97		RC904M09700	101734	112386	CW18	104624	
SR500 TT500 XT500 European models	All	87 X 84	87 87.5 88 88.5 89		101972 101973 101974 101258 101259	3425XC 3445XC 3465XC 100587 3504XC	S553	CW20	W5688	
SR500 TT500 XT500	All	87 x 84	87 87.5 88 88.5 89		4045M08700 4045M08750 4045M08800 103436 103437	3425XC 3445XC 3465XC 100587 3504XC	S553	CW20	W5688	
XT500 TT500 SR500	All	90 x 84	90		101537	3544XC	S553	CW20	W5688	
XT500 TT500 SR500	All	90 x 84	90		103909	3544XC	S553	CW20	W5688	
XT500 TT500 SR500	All	87 x 84	87 87.5 88 88.5 89		103808 103809 103810 103868 103869	3425XC 3445XC 3465XC 3504XC	S553	CW20	W5688	
TT600 XT600	84-04 84-04	95 x	95 96		4619M09500 4596M09600	3740XJ 3780XH	S550	CW22	W5689	
*For Chrome stan- dard bore surface		84								
TT600 XT600 SRX600 Tenere600	84-04 84-04 84-96 84-96	95 x 84	95 96 97		4797M09500 4797M09600 4797M09700	3740XH 3780XH 3819XH	S550	CW22	W5689 84-87 W5726 88-04	
TT600 XT600 SRX600 Tenere600	84-04 84-04 86 84-96	95 x 84	95 96		4596M09500 4596M09600	3740XH 3780XH	S550	CW22	W5689 84-87 W5726 88-04	
TT600 XT600 SRX600 Tenere600	84-04 84-04 84-96 84-96	95 x 84	98		4607M09800	3858XH	S550	CW22	W5689 84-87 W5726 88-04	
TT600 XT600 SRX600 Tenere600	84-04 84-04 84-96 84-96	95 x 84	101		4607M10100	3977XH	S550	CW22	100454 84-87 W5727 88-04	

- accessories
- body
- handlebar & grips
- cables & levers
- exhaust
- engine**
- fuel & intake
- electrical & ignition
- clutch
- drive
- bearings
- brakes
- steering & suspension
- tires
- tools & shop

# ENGINE

## WISECO PRICE LIST

accessories	100127	21.33	G	100889	29.55	G	101177	196.41	G	101323	150.41	G	101540	176.41	G
body	100128	21.33	G	100908	108.00	G	101178	196.41	G	101324	183.41	G	101541	176.41	G
handlebar & grips	100129	21.33	G	100909	108.00	G	101181	202.18	G	101326	81.68	G	101542	176.41	G
cables & levers	100136	17.28	G	100918	128.00	G	101182	192.00	G	101330	171.86	G	101543	176.41	G
exhaust	100146	17.28	G	100919	128.00	G	101183	192.00	G	101332	171.86	G	101544	150.10	G
engine	100150	17.28	G	100920	128.00	G	101186	108.00	G	101333	187.86	G	101546	150.10	G
fuel & intake	100152	17.28	G	100921	108.00	G	101190	118.00	G	101334	171.86	G	101547	150.10	G
electrical & ignition	100154	17.28	G	100922	108.00	G	101191	118.00	G	101335	187.86	G	101550	150.10	G
clutch	100158	17.28	G	100923	108.00	G	101199	182.00	G	101340	108.00	G	101551	150.10	G
drive	100165	17.28	G	100930	150.10	G	101204	171.86	G	101348	212.78	G	101552	150.10	G
bearings	100225	17.28	G	100932	150.10	G	101205	171.86	G	101354	192.00	G	101555	152.93	G
brakes	100226	17.28	G	100934	150.10	G	101206	171.86	G	101355	192.00	G	101558	202.18	G
steering & suspension	100228	17.28	G	100937	258.49	G	101207	171.86	G	101356	202.00	G	101560	262.18	G
tires	100243	30.17	G	100938	258.49	G	101208	171.86	G	101357	202.00	G	101582	151.10	G
tools & shop	100259	33.54	G	100939	258.49	G	101209	171.86	G	101364	202.00	G	101583	210.30	G
	100284	32.28	G	100940	268.49	G	101220	165.02	G	101365	181.07	G	101584	210.30	G
	100307	29.86	G	100941	268.49	G	101221	118.00	G	101368	181.07	G	101591	311.15	G
	100342	35.57	G	100945	108.00	G	101222	108.00	G	101375	143.41	G	101593	194.73	G
	100349	39.28	G	100953	233.40	G	101223	108.00	G	101376	143.41	G	101594	194.73	G
	100351	35.36	G	100975	34.55	G	101224	108.00	G	101377	143.41	G	101595	194.73	G
	100362	41.28	G	100977	34.55	G	101225	108.00	G	101381	215.44	G	101604	220.00	G
	100371	47.20	G	100981	34.55	G	101226	108.00	G	101383	125.83	G	101607	229.32	G
	100374	46.99	G	101002	34.55	G	101227	108.00	G	101384	125.83	G	101614	287.96	G
	100448	32.73	G	101008	34.55	G	101228	202.00	G	101385	125.83	G	101615	287.96	G
	100454	32.73	G	101019	34.55	G	101229	202.00	G	101387	229.27	G	101618	196.00	G
	100458	25.60	G	101021	34.55	G	101243	108.00	G	101398	209.35	G	101619	196.00	G
	100459	25.60	G	101023	34.55	G	101245	108.00	G	101404	160.10	G	101620	196.00	G
	100461	25.60	G	101091	148.00	G	101249	222.00	G	101411	108.00	G	101621	196.00	G
	100462	25.60	G	101092	148.00	G	101250	222.00	G	101412	108.00	G	101622	196.00	G
	100478	69.96	G	101098	108.00	G	101254	215.50	G	101413	172.00	G	101623	196.00	G
	100479	108.00	G	101099	108.00	G	101258	222.00	G	101415	148.00	G	101624	220.35	G
	100546	33.10	G	101100	108.00	G	101259	222.00	G	101438	180.10	G	101625	220.35	G
	100587	33.10	G	101102	172.00	G	101260	192.02	G	101442	271.06	G	101626	220.35	G
	100595	33.10	G	101103	172.00	G	101261	226.02	G	101443	271.06	G	101630	199.65	G
	100646	96.06	G	101105	72.10	G	101262	226.02	G	101444	148.00	G	101631	241.37	G
	100647	84.62	G	101123	159.30	G	101264	182.00	G	101445	148.00	G	101632	241.37	G
	100663	148.00	G	101124	159.30	G	101265	182.00	G	101446	144.42	G	101651	230.32	G
	100664	148.00	G	101125	159.30	G	101267	212.18	G	101454	211.49	G	101658	118.00	G
	100668	152.00	G	101126	118.00	G	101268	212.18	G	101458	182.00	G	101659	273.96	G
	100669	152.00	G	101130	162.41	G	101269	212.18	G	101464	112.00	G	101660	309.96	G
	100672	128.00	G	101131	162.00	G	101270	222.00	G	101465	112.00	G	101661	222.18	G
	100673	128.00	G	101132	162.00	G	101273	202.00	G	101466	112.00	G	101662	222.18	G
	100674	128.00	G	101133	162.00	G	101280	197.37	G	101475	162.00	G	101663	222.18	G
	100712	148.00	G	101134	152.00	G	101281	118.00	G	101476	162.00	G	101665	222.18	G
	100713	148.00	G	101135	152.00	G	101282	118.00	G	101477	162.00	G	101671	262.96	G
	100748	108.00	G	101136	152.00	G	101283	190.30	G	101478	182.93	G	101672	262.96	G
	100751	35.47	G	101137	162.00	G	101290	150.42	G	101485	191.50	G	101673	262.96	G
	100787	148.00	G	101138	182.00	G	101292	150.10	G	101491	215.50	G	101679	184.35	G
	100788	148.00	G	101139	141.10	G	101293	162.00	G	101496	223.18	G	101688	31.92	G
	100793	152.00	G	101140	141.10	G	101294	162.00	G	101497	223.18	G	101689	31.92	G
	100794	152.00	G	101141	108.00	G	101295	162.00	G	101502	223.18	G	101690	31.92	G
	100795	42.68	G	101142	108.00	G	101296	177.78	G	101504	223.18	G	101691	31.92	G
	100797	42.68	G	101143	108.00	G	101297	177.78	G	101505	223.18	G	101699	31.92	G
	100801	42.68	G	101155	196.00	G	101298	177.78	G	101508	223.18	G	101702	152.65	G
	100829	32.26	G	101156	196.00	G	101299	177.78	G	101511	223.18	G	101703	152.65	G
	100830	32.26	G	101157	187.18	G	101300	177.78	G	101519	172.00	G	101708	284.65	G
	100831	32.26	G	101160	187.18	G	101301	177.78	G	101520	172.00	G	101710	285.15	G
	100832	182.00	G	101161	187.18	G	101302	171.48	G	101521	202.18	G	101720	138.00	G
	100833	182.00	G	101162	187.18	G	101303	171.48	G	101530	118.00	G	101728	50.63	G
	100846	22.34	G	101165	142.00	G	101304	171.48	G	101531	118.00	G	101729	50.63	G
	100847	22.34	G	101166	142.00	G	101306	197.78	G	101532	182.00	G	101730	50.63	G
	100850	22.34	G	101167	142.00	G	101307	197.78	G	101535	237.48	G	101731	50.63	G
	100855	108.00	G	101168	142.00	G	101316	212.18	G	101536	237.48	G	101733	50.63	G
	100873	88.65	G	101169	142.00	G	101320	69.97	G	101537	222.00	G	101734	50.63	G
	100874	29.55	G	101170	142.00	G	101321	69.97	G	101538	176.41	G	101737	204.35	G
	100885	29.55	G	101172	184.35	G	101322	150.41	G	101539	176.41	G	101740	51.63	G

## WISCO PRICE LIST

101741	51.63	G	102114	218.84	G	102481	184.35	G	102766	172.00	G	102942	196.00	G
101751	323.82	G	102148	182.00	J	102482	184.35	G	102769	263.17	G	102950	191.78	G
101752	166.30	G	102149	182.00	G	102483	184.35	G	102770	263.17	G	102953	204.00	G
101759	162.00	G	102152	168.35	G	102484	184.35	G	102771	263.17	G	102999	222.00	G
101760	253.97	G	102153	168.35	G	102485	184.35	G	102793	219.40	G	103000	222.00	G
101761	253.97	G	102155	217.41	G	102491	182.00	G	102794	219.40	G	103004	152.00	G
101762	292.72	G	102158	148.00	G	102492	182.00	G	102796	89.95	G	103008	118.00	G
101766	152.93	G	102160	248.04	G	102495	282.00	G	102802	297.21	G	103009	118.00	G
101775	38.42	G	102164	128.00	G	102496	318.84	G	102804	202.00	G	103011	225.50	G
101776	38.42	G	102165	128.00	G	102526	44.50	G	102805	202.00	G	103037	221.37	G
101852	173.92	G	102166	128.00	G	102528	108.00	G	102807	148.00	G	103061	252.66	G
101855	92.00	G	102173	207.92	G	102529	108.00	G	102811	118.00	G	103062	252.66	G
101856	92.00	G	102180	112.00	G	102530	108.00	G	102812	118.00	G	103063	252.66	G
101857	182.00	G	102190	253.96	G	102555	282.00	G	102813	118.00	G	103067	152.00	G
101859	152.00	G	102191	196.00	G	102556	148.00	G	102814	118.00	G	103068	152.00	G
101861	206.08	G	102192	196.00	G	102557	148.00	G	102815	139.20	G	103069	152.00	G
101862	206.08	G	102193	196.00	G	102569	142.93	G	102816	139.20	G	103093	142.93	G
101863	206.08	G	102194	222.00	G	102570	142.93	G	102817	139.20	G	103094	142.93	G
101864	128.00	G	102201	303.68	G	102571	142.93	G	102819	183.73	G	103095	142.93	G
101865	128.00	G	102230	204.35	G	102576	213.40	G	102820	182.00	G	103107	182.00	G
101866	128.00	G	102234	152.00	G	102578	213.40	G	102821	182.00	G	103108	152.41	G
101872	261.98	G	102240	222.00	G	102581	260.52	G	102822	251.96	G	103109	152.41	G
101873	287.96	G	102252	155.02	G	102582	260.52	G	102825	172.00	G	103110	152.41	G
101874	182.00	G	102253	155.02	G	102584	270.52	G	102826	172.00	G	103111	311.15	G
101876	182.00	G	102268	262.41	G	102585	270.52	G	102827	172.00	G	103120	310.65	G
101890	138.00	G	102269	182.00	G	102648	391.01	G	102829	182.00	G	103125	214.73	G
101891	138.00	G	102270	182.00	G	102653	318.84	G	102830	182.00	G	103126	214.73	G
101894	138.00	G	102283	112.00	G	102655	288.79	G	102831	182.00	G	103152	118.00	G
101896	128.00	G	102284	112.00	G	102657	262.66	G	102835	291.06	G	103153	118.00	G
101897	128.00	G	102325	150.10	G	102658	262.66	G	102836	291.06	G	103156	160.10	G
101901	148.00	G	102326	150.10	G	102659	251.32	G	102837	118.00	G	103157	160.10	G
101905	200.98	G	102327	150.10	G	102660	248.84	G	102838	118.00	G	103172	242.96	G
101906	182.00	G	102332	142.00	G	102662	252.18	G	102839	118.00	G	103173	242.96	G
101910	310.65	G	102333	162.00	G	102672	209.27	G	102840	222.00	G	103174	242.96	G
101911	311.15	G	102334	162.00	G	102674	209.27	G	102841	222.00	G	103180	140.42	G
101919	160.10	G	102335	182.00	G	102675	222.00	G	102842	222.00	G	103182	128.00	G
101920	160.10	G	102339	178.18	G	102676	222.00	G	102843	222.00	G	103183	128.00	G
101921	266.55	G	102350	263.11	G	102677	222.00	G	102851	108.00	G	103184	184.00	G
101937	118.00	G	102351	289.11	G	102680	192.00	G	102852	108.00	G	103188	287.32	G
101938	118.00	G	102357	241.76	G	102687	184.00	G	102853	108.00	G	103189	160.42	G
101947	200.30	G	102358	241.76	G	102691	150.10	G	102854	200.98	G	103190	182.00	G
101954	302.55	G	102362	148.00	G	102692	150.10	G	102863	256.72	G	103195	162.00	G
101964	242.18	G	102363	148.00	G	102693	150.10	G	102864	256.72	G	103197	162.00	G
101969	231.37	G	102365	221.18	G	102703	292.72	G	102865	262.72	G	103199	162.00	G
101972	196.00	G	102370	75.21	G	102707	118.00	G	102867	250.00	G	103201	162.00	G
101973	196.00	G	102371	75.21	G	102708	128.00	G	102872	222.00	G	103202	196.00	G
101974	196.00	G	102372	162.16	G	102709	128.00	G	102873	230.00	G	103203	196.00	G
101996	148.00	G	102375	158.00	G	102710	128.00	G	102876	222.00	G	103220	42.58	G
101997	148.00	G	102381	249.32	G	102722	239.40	G	102877	222.00	G	103221	293.39	G
102002	195.48	G	102385	319.39	G	102726	230.00	G	102878	236.00	G	103222	182.00	G
102003	195.48	G	102394	273.17	G	102731	239.35	G	102881	236.00	G	103241	251.96	G
102015	222.00	G	102395	273.17	G	102735	211.50	G	102882	236.00	G	103244	229.87	G
102016	184.00	G	102404	208.35	G	102736	288.79	G	102883	152.00	G	103248	118.00	G
102017	184.00	G	102405	208.35	G	102747	282.00	G	102884	262.18	G	103257	108.00	G
102018	184.00	G	102411	202.00	G	102749	282.00	G	102885	220.00	G	103258	108.00	G
102021	184.00	G	102412	202.00	G	102750	282.00	G	102886	220.00	G	103260	279.15	G
102022	184.00	G	102414	222.00	G	102751	282.00	G	102887	220.00	G	103261	278.65	G
102025	255.40	G	102419	128.00	G	102752	282.00	G	102888	220.00	G	103262	181.07	G
102027	265.40	G	102420	128.00	G	102753	282.00	G	102889	220.00	G	103263	181.07	G
102038	212.08	G	102421	128.00	G	102754	282.00	G	102890	230.00	G	103264	181.07	G
102043	220.00	G	102453	182.00	G	102755	282.00	G	102900	220.00	G	103269	201.64	G
102044	230.00	G	102454	182.00	G	102756	282.00	G	102902	225.50	G	103270	215.44	G
102062	240.35	G	102462	140.10	G	102757	282.00	G	102928	196.00	G	103279	146.76	G
102106	148.00	G	102465	289.97	G	102758	282.00	G	102934	210.00	G	103298	196.00	G
102108	207.18	G	102466	289.97	G	102760	282.00	G	102935	210.00	G	103299	196.00	G
102113	218.84	G	102480	184.35	G	102765	172.00	G	102937	222.00	G	103300	196.00	G

- accessories
- body
- handlebar & grips
- cables & levers
- exhaust
- engine
- fuel & intake
- electrical & ignition
- clutch
- drive
- bearings
- brakes
- steering & suspension
- tires
- tools & shop

# ENGINE

## WISECO PRICE LIST

accessories
body
handlebar & grips
cables & levers
exhaust
engine
fuel & intake
electrical & ignition
clutch
drive
bearings
brakes
steering & suspension
tires
tools & shop

103308	240.35	G	103552	229.87	G	103909	222.00	G	104253	89.96	G	111903	36.96	G
103309	222.00	G	103577	222.18	G	103921	178.18	G	104254	89.96	G	111915	121.86	G
103310	196.00	G	103578	243.47	G	103929	219.40	G	104288	46.56	G	111919	145.67	G
103326	239.40	G	103584	182.00	G	103931	118.00	G	104299	42.56	G	111921	92.00	G
103327	239.40	G	103585	142.93	G	103932	118.00	G	104345	35.77	G	111922	138.00	G
103331	51.37	G	103591	204.35	G	103934	150.10	G	104346	35.77	G	111942	204.86	G
103332	51.37	G	103592	204.35	G	103937	191.64	G	104352	35.77	G	111984	253.97	G
103334	223.47	G	103593	152.93	G	103938	191.64	G	104360	39.85	G	111985	289.37	G
103335	223.47	G	103600	152.16	G	103949	220.35	G	104375	39.85	G	111986	289.97	G
103336	223.47	G	103601	152.16	G	103950	220.35	G	104384	37.85	G	111988	315.37	G
103337	182.93	G	103602	152.16	G	103951	220.35	G	104388	37.85	G	111991	164.00	G
103346	197.92	G	103621	216.49	G	103953	152.00	G	104395	37.85	G	112012	182.00	G
103349	153.41	G	103628	196.00	G	103963	153.41	G	104396	32.77	G	112013	182.00	G
103350	182.74	G	103629	196.00	G	103964	153.41	G	104403	66.62	G	112097	162.00	G
103353	287.98	G	103631	162.00	G	103969	257.57	G	104407	52.67	G	112104	172.00	G
103357	132.00	G	103632	182.00	G	103980	162.00	G	104408	52.67	G	112106	182.00	G
103358	182.00	G	103633	182.00	G	103981	130.84	G	104410	29.77	G	112144	108.00	G
103359	182.00	G	103634	271.21	G	103982	130.84	G	104416	44.59	G	112160	182.00	G
103360	291.06	G	103636	222.00	G	103998	179.65	G	104529	16.90	G	112180	148.00	G
103361	202.00	G	103637	250.00	G	104007	92.00	G	104545	16.90	G	112181	162.00	G
103366	292.84	G	103644	148.00	G	104008	92.00	G	104576	16.90	G	112182	162.00	G
103412	222.00	G	103645	148.00	G	104028	108.00	G	104584	16.90	G	112193	152.00	G
103414	167.78	G	103646	273.96	G	104033	89.95	G	104586	28.43	G	112195	88.00	G
103415	167.78	G	103666	188.04	G	104034	162.00	G	104587	28.43	G	112196	202.00	G
103416	167.78	G	103691	229.32	G	104035	162.00	G	104588	28.43	G	112197	98.00	G
103417	251.96	G	103694	108.00	G	104036	162.00	G	104591	28.43	G	112198	108.00	G
103419	277.68	G	103695	108.00	G	104050	37.85	G	104595	28.43	G	112199	108.00	G
103420	219.40	G	103700	202.74	G	104065	79.77	G	104603	36.96	G	112200	102.00	G
103421	219.40	G	103701	132.00	G	104077	24.16	G	104607	36.96	G	112201	102.00	G
103422	219.40	G	103702	132.00	G	104082	126.84	G	104608	36.96	G	112202	112.00	G
103425	220.00	G	103706	102.00	G	104084	126.84	G	104609	36.96	G	112204	204.00	G
103429	219.32	G	103711	182.00	G	104086	126.84	G	104610	36.96	G	112205	210.00	G
103430	250.79	G	103721	229.32	G	104087	44.50	G	104624	51.86	G	112206	210.00	G
103436	222.00	G	103722	229.32	G	104092	142.93	G	104780	14.50	G	112207	204.00	G
103437	222.00	G	103723	229.32	G	104093	142.93	G	104782	17.67	G	112208	196.00	G
103440	154.36	G	103727	92.40	G	104094	152.93	G	104836	152.00	G	112209	196.00	G
103442	154.36	G	103784	192.93	G	104099	118.00	G	111610	13.26	G	112210	196.00	G
103443	153.29	G	103794	182.00	G	104100	118.00	G	111614	184.00	G	112211	204.00	G
103444	153.29	G	103795	182.00	G	104128	118.00	G	111615	220.00	G	112212	210.00	G
103445	153.29	G	103796	182.00	G	104132	162.00	G	111616	204.00	G	112213	220.00	G
103454	108.00	G	103808	196.00	G	104133	162.00	G	111617	230.00	G	112214	222.00	G
103455	118.00	G	103809	196.00	G	104134	162.00	G	111618	30.85	G	112215	222.00	G
103456	118.00	G	103810	196.00	G	104143	65.98	G	111619	30.85	G	112216	222.00	G
103466	182.00	G	103811	162.00	G	104155	128.00	G	111620	30.85	G	112217	196.00	G
103467	182.00	G	103831	177.78	G	104156	128.00	G	111621	30.85	G	112253	282.00	G
103477	195.07	G	103836	108.00	G	104157	128.00	G	111622	30.85	G	112254	282.00	G
103478	179.65	G	103847	67.32	G	104160	98.00	G	111623	33.10	G	112289	235.63	G
103479	179.65	G	103858	192.00	G	104162	83.64	G	111624	33.10	G	112297	273.86	G
103481	245.95	G	103859	192.00	G	104163	83.64	G	111625	30.24	G	112299	247.86	G
103482	246.49	G	103860	192.00	G	104164	83.64	G	111626	33.10	G	112312	244.86	G
103484	222.00	G	103861	172.00	G	104180	171.48	G	111627	33.10	G	112313	302.55	G
103490	26.58	G	103862	172.00	G	104181	171.48	G	111628	33.10	G	112314	266.55	G
103495	148.00	G	103863	118.00	G	104193	72.35	G	111632	2.00	G	112315	204.86	G
103498	163.58	G	103868	222.00	G	104198	112.00	G	111633	2.00	G	112316	204.86	G
103499	163.58	G	103869	222.00	G	104203	92.00	G	111635	2.00	G	112319	287.98	G
103504	128.00	G	103871	162.00	G	104204	92.00	G	111639	52.91	G	112324	261.98	G
103507	128.00	G	103872	162.00	G	104205	108.00	G	111642	41.28	G	112326	305.64	G
103523	292.72	G	103873	162.00	G	104206	108.00	G	111643	54.90	G	112327	279.64	G
103524	292.72	G	103874	211.18	G	104209	43.90	G	111684	49.82	G	112328	305.64	G
103525	273.64	G	103876	148.00	G	104215	69.64	G	111695	3.40	AE	112329	296.84	G
103528	160.10	G	103877	148.00	G	104219	98.00	G	111748	190.00	G	112330	271.63	G
103529	160.10	G	103878	134.61	G	104220	98.00	G	111778	190.00	G	112332	279.64	G
103532	250.79	G	103880	39.95	G	104239	88.00	G	111779	190.00	G	112335	270.84	G
103545	162.00	G	103884	182.41	G	104241	88.00	G	111780	230.00	G	112338	294.10	G
103549	250.00	G	103891	108.00	G	104248	71.22	G	111873	61.59	G	112339	274.90	G
103550	118.00	G	103895	164.00	G	104252	34.11	G	111902	36.96	G	112340	268.10	G

## WISCO PRICE LIST

112341	268.10	G	1949CS	17.28	G	2618XA	35.47	G	3445TD	35.77	G	435M05700	128.00	G
112343	198.78	G	1969CD	34.55	G	2618XC	33.10	G	3445XC	33.10	G	435M05750	148.00	G
112344	208.78	G	1969CS	17.28	G	2628CD	34.55	G	3465TD	35.77	G	435M05800	148.00	G
112347	238.90	G	1988CD	34.55	G	2638CD	34.55	G	3465XC	33.10	G	439M07000	162.00	G
112360	89.95	G	2008CD	34.55	G	2638CS	17.28	G	3504TD	35.77	G	439M07050	162.00	G
112368	72.35	G	2047CD	34.55	G	2638XA	35.47	G	3504XC	33.10	G	439M07100	162.00	G
112369	72.35	G	2047CS	17.28	G	2638XC	33.10	G	35433XR	33.10	G	4466M07300	162.00	G
112370	117.97	G	2067CD	34.55	G	2648CD	34.55	G	3544XC	33.10	G	4466M07350	162.00	G
112371	69.95	G	2067CS	17.28	G	2652CD	34.55	G	3622XC	33.10	G	4466M07400	162.00	G
112381	59.95	G	2067CSA	36.96	G	2658CD	34.55	G	3622XR	33.10	G	448M05550	128.00	G
112382	59.95	G	2087CD	34.55	G	2658CS	17.28	G	3642XC	33.10	G	448M05600	128.00	G
112383	59.95	G	2106XE	31.92	G	2658XA	35.47	G	3661XC	33.10	G	448M05650	128.00	G
112384	59.95	G	2126CD	34.55	G	2677CD	34.55	G	369M04950	112.00	G	448M05700	148.00	G
112386	59.95	G	2126CS	17.28	G	2677CS	17.28	G	369M05000	112.00	G	450M04950	108.00	G
112387	56.95	G	2126CST	17.28	G	2677XA	35.47	G	369M05050	112.00	G	450M05000	108.00	G
112388	128.00	G	2126XE	31.92	G	2697CD	34.55	G	3701XR	33.10	G	450M05050	108.00	G
112391	34.92	G	2136CD	34.55	G	2697CS	17.28	G	3720XP	33.10	G	4562M10000	196.00	G
112393	66.84	G	2136CS	17.28	G	2717CD	34.55	G	3740XH	33.10	G	4562M10100	196.00	G
112400	41.38	G	2146CD	34.55	G	2717CS	17.28	G	3740XJ	33.10	G	4576M07900	142.00	G
112481	98.00	G	2146CS	17.28	G	2736CD	34.55	G	3741XS	34.29	G	4576M08000	142.00	G
114702	282.00	G	2146XE	31.92	G	2756CD	34.55	G	3780XH	33.10	G	4577M09700	196.00	G
114703	152.00	G	2165CD	34.55	G	2756CS	17.28	G	3819XH	33.10	G	4577M09750	196.00	G
114704	184.00	G	2165CS	17.28	G	2766CD	34.55	G	3819XS	34.29	G	4577M09800	196.00	G
114705	174.78	G	2165XE	31.92	G	2776CD	34.55	G	3839XH	33.10	G	4596M09500	196.00	G
114706	208.78	G	2185CD	34.55	G	2776CS	17.28	G	3858XH	33.10	G	4596M09600	196.00	G
114707	271.63	G	2185CS	17.28	G	2786CD	34.55	G	3900XZ	29.55	G	4606M08500	162.00	G
114708	282.35	G	2205CD	34.55	G	2795CD	34.55	G	3937XH	33.10	G	4606M08550	162.00	G
114709	308.35	G	2205CDM	34.55	G	2795CS	17.28	G	3937XS	34.29	G	4606M08600	162.00	G
114710	253.97	G	2205CS	17.28	G	2805CD	34.55	G	3950XZ	29.55	G	4606M08700	182.00	G
114711	28.97	G	2215CS	17.28	G	2815CD	34.55	G	3977XH	33.10	G	4607M09800	196.00	G
114712	204.00	G	2224CD	34.55	G	2835CD	34.55	G	4000XZ	24.95	G	4607M10100	222.00	G
10050XS	34.29	G	2224CS	17.28	G	2854CD	34.55	G	40116M07700	184.00	G	4619M09500	196.00	G
10100XS	34.29	G	2244CD	34.55	G	2874CD	34.55	G	40121M09700	222.00	G	4628M08500	182.00	G
10200XS	34.29	G	2244CS	17.28	G	2874XC	33.10	G	40124M07700	184.00	G	4628M08550	182.00	G
10300XS	34.29	G	2244XE	31.92	G	2894XC	33.10	G	40127M07700	220.00	G	4628M08600	182.00	G
1535CDM	34.55	G	2264CD	34.55	G	2913XA	35.47	G	40129M07680	220.00	G	4628M08700	202.00	G
1555CS	17.28	G	2264CS	17.28	G	2913XC	33.10	G	40131M09500	236.00	G	4630M07800	162.00	G
1574CD	34.55	G	2264XE	31.92	G	2933XC	33.10	G	40132M05750	128.00	G	4630M08000	182.00	G
1594CD	34.55	G	2283XE	31.92	G	2953TD	35.77	G	40132M05800	128.00	G	4649M09200	196.00	G
1614CD	34.55	G	2284CD	34.55	G	2953XC	33.10	G	40132M05850	128.00	G	4649M09400	196.00	G
1634CD	34.55	G	2284CDA	61.59	G	2953XG	33.10	G	40135M07700	220.00	G	4665M04800	128.00	G
1634CS	17.28	G	2284CS	17.28	G	2973XC	33.10	G	4045M08700	196.00	G	4665M04850	128.00	G
1654CD	34.55	G	2284CSA	36.96	G	2973XG	33.10	G	4045M08750	196.00	G	4666M05350	128.00	G
1693CD	34.55	G	236M05600	128.00	G	2992XC	33.10	G	4045M08800	196.00	G	4666M05400	128.00	G
1713CD	34.55	G	236M05650	128.00	G	2992XG	33.10	G	4156M06550	142.00	G	4667M08900	202.00	G
1732CD	34.55	G	236M05700	128.00	G	3032XC	33.10	G	4156M06600	142.00	G	4674M08600	142.00	G
1752CD	34.55	G	236M05750	148.00	G	3071TD	35.77	G	4156M06650	142.00	G	4674M08700	142.00	G
1772CD	34.55	G	236M05800	148.00	G	3071XG	33.10	G	4171M07400	162.00	G	4689M07300	162.00	G
1772CS	17.28	G	2441CD	34.55	G	3110TD	35.77	G	4171M07450	162.00	G	4689M07350	162.00	G
1810CS	17.28	G	2461CD	34.55	G	3110XG	33.10	G	4171M07500	162.00	G	4689M07400	162.00	G
1830CD	34.55	G	2480CD	34.55	G	3150XG	33.10	G	4286M08400	152.00	G	4693M09500	196.00	G
1850CD	34.55	G	2500CD	34.55	G	3189XG	33.10	G	4286M08450	152.00	G	4693M09650	240.00	G
1850CS	17.28	G	2520CD	34.55	G	3228XG	33.10	G	4286M08500	152.00	G	4713M09000	182.00	G
1850XE	31.92	G	2520CS	17.28	G	3268XG	33.10	G	430M05600	128.00	G	4713M09200	202.00	G
1869CD	34.55	G	2539CD	34.55	G	3307XC	33.10	G	431M07000	162.00	G	4714M09000	182.00	G
1869CS	17.28	G	2559CD	34.55	G	3327XC	33.10	G	431M07025	162.00	G	4714M09200	202.00	G
1870XE	31.92	G	25787XA	35.47	G	3347XC	33.10	G	431M07050	162.00	G	4715M10000	196.00	G
1890CD	34.55	G	2579CD	34.55	G	3386TD	35.77	G	431M07100	162.00	G	471M06600	128.00	G
1890CS	17.28	G	2579XC	33.10	G	3386XC	33.10	G	431M07150	182.00	G	471M06650	128.00	G
1890XE	31.92	G	2598CD	34.55	G	338M07000	162.00	G	4329M07500	162.00	G	471M06700	128.00	G
1909CD	34.55	G	2598XA	35.47	G	338M07050	162.00	G	4329M07550	162.00	G	4731M09500	210.00	G
1909CS	17.28	G	2598XC	33.10	G	338M07100	162.00	G	4329M07600	162.00	G	4731M09700	210.00	G
1909XE	31.92	G	2608CD	34.55	G	338M07150	182.00	G	4332M10000	196.00	G	4732M09500	236.00	G
1929CD	34.55	G	2614CD	34.55	G	3405TD	35.77	G	4332M10100	196.00	G	4732M09700	236.00	G
1929CS	17.28	G	2614CS	17.28	G	3425TD	35.77	G	435M05600	128.00	G	4752M05400	128.00	G
1949CD	34.55	G	2618CD	34.55	G	3425XC	33.10	G	435M05650	128.00	G	4752M05450	128.00	G

- accessories
- body
- handlebar & grips
- cables & levers
- exhaust
- engine
- fuel & intake
- electrical & ignition
- clutch
- drive
- bearings
- brakes
- steering & suspension
- tires
- tools & shop

# ENGINE

## WISECO PRICE LIST

accessories
body
handlebar & grips
cables & levers
exhaust
engine
fuel & intake
electrical & ignition
clutch
drive
bearings
brakes
steering & suspension
tires
tools & shop

4752M05500	128.00	G	518M05500	128.00	G	578M05600	128.00	G	646M04750	108.00	G	752M04450	98.00	G
4753M09600	190.00	G	519M05400	128.00	G	578M05650	128.00	G	646M04800	108.00	G	752M04650	108.00	G
4776M07300	162.00	G	519M05450	128.00	G	579M04750	108.00	G	647M05400	128.00	G	754M05400	118.00	G
4785M09500	196.00	G	519M05500	128.00	G	579M04800	108.00	G	647M05450	128.00	G	754M05450	118.00	G
4785M09700	222.00	G	519M05550	148.00	G	579M04850	108.00	G	647M05500	128.00	G	754M05500	118.00	G
4794M08900	202.00	G	521M05700	128.00	G	582M05600	128.00	G	647M05600	148.00	G	754M05550	142.00	G
4795M09450	220.00	G	521M05800	148.00	G	582M05650	128.00	G	648M04300	98.00	G	755M05400	128.00	G
4796M09450	220.00	G	526M06600	162.00	G	582M05700	128.00	G	648M04350	98.00	G	755M05600	148.00	G
4797M09500	182.00	G	526M06625	162.00	G	589M05600	128.00	G	648M04400	98.00	G	756M06640	152.00	G
4797M09600	182.00	G	526M06650	162.00	G	589M05650	128.00	G	649M04700	108.00	G	756M06850	182.00	G
4797M09700	182.00	G	526M06675	162.00	G	589M05700	128.00	G	649M04750	108.00	G	762M05400	152.00	G
4798M03900	92.00	G	526M06700	162.00	G	594M05600	128.00	G	649M04800	108.00	G	762M05600	162.00	G
4798M03950	92.00	G	526M06725	182.00	G	594M05650	128.00	G	651M05250	102.00	G	764M05400	152.00	G
4798M04000	92.00	G	526M06750	182.00	G	594M05700	128.00	G	651M05300	102.00	G	765M05400	152.00	G
4805M09500	210.00	G	526M06800	182.00	G	595M05400	128.00	G	651M05450	112.00	G	765M05600	162.00	G
4815M05700	128.00	G	539M04800	108.00	G	595M05450	128.00	G	652M05400	128.00	G	766M05200	138.00	G
4815M05800	128.00	G	539M04850	108.00	G	595M05500	128.00	G	652M05450	128.00	G	767M05250	138.00	G
4816M06550	138.00	G	540M05600	128.00	G	601M06750	162.00	G	652M05500	128.00	G	768M06640	162.00	G
4820M09600	196.00	G	540M05650	128.00	G	601M06800	162.00	G	653M04000	88.00	G	7700XU	35.47	G
4829M07800	184.00	G	540M05700	128.00	G	603M05600	128.00	G	653M04050	88.00	G	7700YC	41.68	G
4840M04700	128.00	G	543M06700	162.00	G	603M05650	128.00	G	653M04100	88.00	G	770M06400	142.00	G
4840M04750	128.00	G	543M06750	162.00	G	603M05700	128.00	G	655M06750	162.00	G	770M06500	142.00	G
4842M07700	184.00	G	543M06800	162.00	G	605M06800	162.00	G	676M05400	128.00	G	771M05200	102.00	G
4842M07900	220.00	G	546M08700	192.00	G	605M06850	162.00	G	676M05450	128.00	G	771M05250	102.00	G
4852M07800	220.00	G	546M08750	192.00	G	605M06900	162.00	G	676M05500	128.00	G	771M05300	102.00	G
485M07000	162.00	G	546M08800	192.00	G	607M06740	162.00	G	676M05600	148.00	G	772M06450	128.00	G
485M07050	162.00	G	553M05400	128.00	G	607M06800	162.00	G	677M06800	162.00	G	772M06500	128.00	G
485M07100	162.00	G	553M05450	128.00	G	607M06850	162.00	G	677M06850	162.00	G	772M06550	128.00	G
4869M09550	196.00	G	553M05500	128.00	G	614M06640	162.00	G	677M06900	162.00	G	774M06640	152.00	G
486M05600	128.00	G	553M05550	148.00	G	614M06700	162.00	G	681M06640	162.00	G	7800YB	37.89	G
486M05650	128.00	G	553M05600	148.00	G	616M05400	128.00	G	693M05400	128.00	G	782M04850	98.00	G
486M05700	148.00	G	555M05600	128.00	G	616M05450	128.00	G	694M06750	162.00	G	782M04900	98.00	G
4870M09550	222.00	G	555M05650	128.00	G	616M05500	128.00	G	698M03900	88.00	G	782M04950	108.00	G
4872M07700	184.00	G	555M05700	128.00	G	617M06640	162.00	G	698M04100	92.00	G	783M05400	118.00	G
4872M07900	220.00	G	556M06740	162.00	G	617M06700	162.00	G	698M06640	162.00	G	783M05600	142.00	G
4880M04700	112.00	G	556M06800	162.00	G	617M06750	162.00	G	702M06640	162.00	G	786M05400	118.00	G
4880M04750	112.00	G	556M06850	162.00	G	626M05400	128.00	G	702M06700	162.00	G	786M05600	142.00	G
4881M07700	220.00	G	556M06900	182.00	G	626M05450	128.00	G	702M06750	162.00	G	788M05400	152.00	G
4882M07700	184.00	G	556M06950	182.00	G	626M05500	128.00	G	711M06600	152.00	G	797M05400	118.00	G
4900M09600	196.00	G	557M05400	128.00	G	627M05425	128.00	G	711M06650	152.00	G	797M05450	118.00	G
4901M09600	222.00	G	557M05500	128.00	G	629M05600	128.00	G	711M06700	152.00	G	797M05500	118.00	G
4904M07700	184.00	G	558M06700	162.00	G	629M05650	128.00	G	712M07200	202.00	G	797M05600	142.00	G
4941M08900	210.00	G	558M06800	162.00	G	629M05700	128.00	G	712M07250	202.00	G	799M06640	152.00	G
4942M08900	236.00	G	559M05600	128.00	G	631M07200	202.00	G	712M07300	202.00	G	799M06750	152.00	G
4949M07800	184.00	G	559M05650	128.00	G	631M07250	202.00	G	719M05400	128.00	G	8000XX	41.40	AE
4951M07400	182.00	G	559M05700	128.00	G	631M07300	202.00	G	719M05600	148.00	G	801M06640	152.00	G
4952M07700	190.00	G	559M05750	148.00	G	640M05400	128.00	G	723M06640	162.00	G	801M06850	182.00	G
4952M07900	190.00	G	559M05800	148.00	G	640M05403	128.00	G	723M06850	182.00	G	802M06640	182.00	G
4959M08900	236.00	G	560M06800	162.00	G	640M05450	128.00	G	726M05400	128.00	G	803M03950	88.00	G
4972M07800	220.00	G	560M06850	162.00	G	640M05500	128.00	G	726M05450	128.00	G	803M04150	92.00	G
4984M08200	220.00	G	560M06900	162.00	G	641M05400	128.00	G	726M05500	128.00	G	804M06640	152.00	G
503M05600	128.00	G	564M05400	128.00	G	641M05450	128.00	G	726M05600	148.00	G	804M06700	152.00	G
503M05750	148.00	G	564M05450	128.00	G	641M05500	128.00	G	736M06800	162.00	G	804M06750	152.00	G
511M05400	128.00	G	564M05500	128.00	G	642M06700	162.00	G	737M06640	162.00	G	804M06850	182.00	G
511M05450	128.00	G	564M05550	148.00	G	642M06750	162.00	G	740M05425	128.00	G	804M06850	182.00	G
511M05500	128.00	G	564M05600	148.00	G	642M06800	162.00	G	740M05625	148.00	G	805M04750	98.00	G
512M05650	128.00	G	566M05600	128.00	G	643M04700	108.00	G	741M05400	128.00	G	805M04800	98.00	G
512M05700	128.00	G	566M05700	128.00	G	643M04750	108.00	G	741M05600	148.00	G	805M04850	98.00	G
512M05750	148.00	G	568M05400	128.00	G	643M04800	108.00	G	743M06640	162.00	G	806M04800	98.00	G
512M05800	148.00	G	568M05500	128.00	G	644M04800	108.00	G	743M06850	182.00	G	806M04850	98.00	G
515M06800	162.00	G	569M04800	108.00	G	644M04850	108.00	G	746M04500	98.00	G	806M04900	98.00	G
515M06850	162.00	G	569M04850	108.00	G	644M04900	108.00	G	746M04700	108.00	G	806M05000	98.00	G
515M06950	182.00	G	569M04900	108.00	G	645M04750	108.00	G	747M07800	202.00	G	806M05200	138.00	G
515M07000	182.00	G	575M08600	192.00	G	645M04800	108.00	G	748M07800	202.00	G	808M06640	192.00	G
518M05400	128.00	G	575M08650	192.00	G	645M04850	108.00	G	748M07900	202.00	G	822M05400	118.00	G
518M05450	128.00	G	575M08700	192.00	G	646M04700	108.00	G	750M06900	152.00	G	822M05600	142.00	G
									750M07000	172.00	G	823M06640	118.00	G

## WISCO PRICE LIST

823M06700	152.00	G	B1041	17.50	G	S593	17.67	G	W5356	27.91	G	W5921	72.72	G
823M06750	152.00	G	B1042	17.50	G	S595	16.90	G	W5420	34.15	G	W5924	49.82	G
824M06640	152.00	G	B1043	17.50	G	S600	17.67	G	W5422	25.60	G	W5932	25.60	G
825M06400	142.00	G	B1080	17.50	G	S615	17.67	G	W5424	32.73	G	W5942	89.06	G
826M04100	88.00	G	B1082	17.50	G	S626	21.57	G	W5425	32.73	G	W5960	67.24	G
826M04150	88.00	G	CW10	2.00	G	S630	16.90	G	W5428	35.57	G	W5962	31.30	G
826M04200	88.00	G	CW12	2.00	G	S632	16.90	G	W5429	35.57	G	W5964	39.85	G
833M04750	98.00	G	CW13	2.00	G	S637	16.90	G	W5430	35.57	G	W5965	39.85	G
833M04800	98.00	G	CW14	2.00	G	S641	14.50	G	W5431	42.68	G	W5966	46.99	G
833M04850	98.00	G	CW15	2.00	G	S655	14.50	G	W5432	50.78	G	W5972	38.42	G
833M04950	108.00	G	CW16	2.00	G	S660	17.67	G	W5435	35.57	G	W5973	27.91	G
834M05400	118.00	G	CW17	2.00	G	S668	16.90	G	W5455	39.85	G	W5974	89.15	G
834M05600	142.00	G	CW18	2.00	G	S671	17.67	G	W5456	46.99	G	W5975	95.38	G
835M05400	118.00	G	CW19	2.00	G	S677	17.67	G	W5465	31.91	G	W5978	42.68	G
835M05600	142.00	G	CW20	2.00	G	S682	17.67	G	W5467	42.97	G	W5980	28.43	G
836M05400	152.00	G	CW21	2.00	G	S686	14.50	G	W5514	80.96	G	W5981	36.98	G
836M05600	162.00	G	CW22	2.00	G	S688	35.54	G	W5518	49.82	G	W5982	49.34	G
838M04750	108.00	G	CW23	2.00	G	S742	44.50	G	W5529	42.68	G	W5983	28.43	G
840M05400	118.00	G	CW24	2.00	G	W4025	24.16	G	W5531	22.34	G	W5985	28.43	G
841M05400	152.00	G	PK1908	145.45	G	W4027	35.57	G	W5558	28.43	G	W6020	42.68	G
841M05600	162.00	G	PK1909	145.45	G	W4034	24.16	G	W5560	28.08	G	W6103	68.79	G
843M06640	152.00	G	PK1910	158.45	G	W4035	24.16	G	W5567	42.68	G	W6104	47.00	G
843M06850	152.00	G	PK1911	304.95	B	W4036	39.85	G	W5660	29.86	G	W6106	35.89	G
844M06640	182.00	G	PK1912	273.86	B	W4037	26.58	G	W5661	29.86	G	W6111	55.52	G
845M05400	118.00	G	RC903M07700	282.00	G	W4042	24.16	G	W5664	42.68	G	W6127	47.00	G
845M05600	142.00	G	RC904M09700	282.00	G	W4043	29.86	G	W5665	35.57	G	W6129	97.39	G
846M05400	152.00	G	S256	16.90	G	W4053	25.60	G	W5666	37.24	G	W6130	101.82	G
846M05600	162.00	G	S257	16.90	G	W4055	40.15	G	W5668	39.85	G	W6136	27.91	G
8550XX	34.95	AE	S259	16.90	G	W4774	24.16	G	W5673	25.60	G	W6137	29.86	G
855M04700	98.00	G	S270	16.90	G	W4894	35.57	G	W5674	34.15	G	W6140	36.98	G
855M05200	138.00	G	S271	16.90	G	W4901	35.57	G	W5675	39.85	G	W6141	41.48	G
856M06640	152.00	G	S277	16.90	G	W4904	35.57	G	W5677	31.91	G	W6144	51.26	G
857M06640	152.00	G	S280	16.90	G	W5118	39.85	G	W5678	53.17	G	W6153	82.98	G
858M07200	192.00	G	S288	16.90	G	W5119	46.56	G	W5680	29.86	G	W6155	29.86	G
859M05400	118.00	G	S343	16.90	G	W5127	35.57	G	W5684	39.85	G	W6157	49.34	G
860M06640	192.00	G	S376	16.90	G	W5165	35.57	G	W5688	32.73	G	W6159	29.86	G
861M04450	118.00	G	S394	16.90	G	W5166	42.68	G	W5689	32.73	G	W6160	25.97	G
871M08900	192.00	G	S423	16.90	G	W5167	35.57	G	W5694	42.68	G	W6206	33.67	G
8900XX	34.95	AE	S459	16.90	G	W5168	39.85	G	W5699	42.70	G	W6207	21.33	G
8900ZC	33.10	G	S467	16.90	G	W5183	39.85	G	W5726	58.63	G	W6209	33.67	G
9100ZC	33.10	G	S475	14.50	G	W5223	46.99	G	W5727	36.00	G	W6231	41.48	G
9500ZS	33.10	G	S477	16.90	G	W5224	39.85	G	W5732	24.16	G	W6239	82.55	G
9550ZV	37.85	G	S485	16.90	G	W5229	34.15	G	W5733	27.02	G	W6252	48.67	G
9600ZV	37.85	G	S486	16.90	G	W5252	43.90	G	W5741	49.82	G	W6253	42.68	G
9650XS	34.29	G	S508	16.90	G	W5261	25.60	G	W5744	39.85	G	W6254	61.87	G
9700ZS	33.10	G	S511	16.90	G	W5262	42.68	G	W5748	25.29	G	W6255	67.96	G
9800ZV	37.85	G	S512	16.90	G	W5266	39.85	G	W5749	63.64	G	W6256	29.11	G
B1000	16.50	G	S513	16.90	G	W5270	39.85	G	W5751	24.16	G	W6259	34.92	G
B1001	16.50	G	S514	16.90	G	W5273	25.60	G	W5755	35.57	G	W6324	45.94	G
B1002	18.50	G	S517	16.90	G	W5275	49.82	G	W5758	49.82	G	W6331	31.80	G
B1003	17.50	G	S520	14.50	G	W5277	52.67	G	W5760	35.57	G	W6350	48.91	G
B1004	19.50	G	S522	17.67	G	W5278	42.68	G	W5847	42.68	G	W6364	27.20	G
B1005	17.50	G	S523	17.67	G	W5280	41.73	G	W5856	43.90	G	W6385	32.28	G
B1006	16.50	G	S524	14.50	G	W5284	25.60	G	W5881	68.79	G	W6420	96.84	G
B1008	17.50	G	S527	17.67	G	W5285	35.57	G	W5882	52.04	G	W6421	96.84	G
B1012	16.50	G	S529	17.67	G	W5286	42.16	G	W5883	53.11	G	W6427	49.72	G
B1013	17.50	G	S533	17.67	G	W5316	35.57	G	W5885	79.37	G	W6583	80.45	G
B1014	18.50	G	S538	16.90	G	W5318	39.85	G	W5889	25.60	G	W6646	49.02	G
B1015	16.50	G	S549	14.50	G	W5319	39.90	G	W5891	42.68	G	W6929	84.95	B
B1016	17.50	G	S550	14.50	G	W5320	39.85	G	W5892	42.68	G			
B1018	16.50	G	S551	14.50	G	W5321	49.82	G	W5894	31.30	G			
B1021	17.50	G	S553	14.50	G	W5327	42.68	G	W5899	55.52	G			
B1022	17.50	G	S560	17.67	G	W5328	42.68	G	W5901	42.68	G			
B1036	18.50	G	S563	16.90	G	W5349	39.85	G	W5903	42.68	G			
B1037	17.50	G	S571	17.67	G	W5353	25.60	G	W5907	42.68	G			
B1038	16.50	G	S592	17.67	G	W5354	34.15	G	W5908	46.99	G			

- accessories
- body
- handlebar & grips
- cables & levers
- exhaust
- engine
- fuel & intake
- electrical & ignition
- clutch
- drive
- bearings
- brakes
- steering & suspension
- tires
- tools & shop



## WRIST PINS

CHROMED WRIST PINS (4 - CYCLE USE ONLY)					UNCHROMED WRIST PINS (2 - 4-CYCLE USE ONLY)				
PART #	OD mm	LENGTH mm			PART #	OD mm	LENGTH mm		
S520	14.50	G	20.0000	60.00	S256	16.90	G	16.0000	52.00
S522	17.67	G	15.0000	56.00	S257	16.90	G	18.0000	56.00
S523	17.67	G	17.0000	61.70	S259	16.90	G	16.0000	58.40
S524	14.50	G	18.0000	57.00	S270	16.90	G	16.0000	46.99
S527	17.67	G	21.0000	54.00	S271	16.90	G	16.0000	57.00
-----			24.0000	63.50	S272	16.90	G	18.0000	58.50
S529	17.67	G	21.0000	70.00	S277	16.90	G	18.0000	65.50
S532	17.67	G	17.0000	43.00	S278	16.90	G	18.0000	62.81
S533	17.67	G	17.0000	52.35	S280	16.90	G	18.0000	54.99
S549	14.50	G	20.0000	50.85	S330	16.90	G	17.0000	61.70
S550	14.50	G	22.0000	50.85	S343	16.90	G	18.0000	60.00
S551	14.50	G	23.0000	50.85	S376	16.90	G	19.0000	63.50
S553	14.50	G	20.0000	55.50	S394	16.90	G	14.0000	48.00
-----			18.0000	62.81	S419	14.96	G	22.0000	54.00
S571	17.67	G	15.0000	44.50	S423	16.90	G	20.0000	55.50
S591	17.67	G	23.0000	54.00	S459	16.90	G	18.0000	47.00
S592	17.67	G	13.0000	39.00	S461	16.90	G	20.0000	65.00
S593	17.67	G	14.0000	44.00	S467	16.90	G	15.0000	50.00
-----			16.0000	57.00	S475	14.50	G	19.0000	58.50
S600	17.67	G	18.0000	47.00	S477	16.90	G	18.0000	52.70
S615	17.67	G	19.0000	50.44	S482	16.90	G	18.0000	49.50
S626	21.57	G	23.0000	63.50	S484	16.90	G	18.0000	58.20
S641	14.50	G	20.0000	50.44	S485	16.90	G	14.0000	45.25
S646	17.67	G	16.0000	44.40	S486	16.90	G	16.0000	55.25
S655	14.50	G	22.0000	57.15	S508	16.90	G	18.0000	53.50
S660	17.67	G	19.0000	50.44	S511	16.90	G	18.0000	57.00
S686	14.50	G	16.0000	41.50	S512	16.90	G	20.0000	60.00

### TOP END BEARINGS

PART #	ID x OD x LENGTH (mm)		
B1000	16.50	G	12x16x15.5 (D387)
B1001	16.50	G	15x19x17 (D387)
B1002	18.50	G	18x23x24 (D957)
B1003	17.50	G	18x22x22 (D897)
B1004	19.50	G	20x25x27.8 (D957)
B1005	17.50	G	16x21x23 (D897)
B1006	16.50	G	14x18x17.5 (D387)
B1008	17.50	G	16x21x19.5 (D897)
B1012	16.50	G	14x18x16 (D387)
B1013	17.50	G	15x19x20 (D897)
B1014	18.50	G	18x23x22 (D957)
B1015	16.50	G	12x17x14.2 (D387)
B1016	17.50	G	16x20x19.5 (D897)
B1018	16.50	G	14x18x20 (D387)
B1021	17.50	G	16x20x22.5 (D897)
B1022	17.50	G	18x22x23.6 (D897)
B1023	18.50	G	20x25x25 (D957)
B1024	18.50	G	20x26x24 (D957)
B1030	18.50	G	22x27x24.8 (D957)
B1031	18.50	G	20x25x23 (D957)
B1033	15.07	G	----- (D339)
B1036	18.50	G	19x24x24.8 (D957)
B1037	17.50	G	18x22x19.65 (D897)
B1038	16.50	G	15x20x17.8 (D387)
B1039	18.50	G	20x25x21.8 (D957)
B1041	17.50	G	12x15x14.5 (D897)
B1042	17.50	G	12x15x16.3 (D897)
B1043	17.50	G	12x16x14.8 (D897)

### PISTON CIRCLIPS

- High strength
- Easy to install
- Two furnished with every piston
- Additional sets can be ordered as separate components

PART #	DESCRIPTION
CW10	2.00 G 10 mm Circlip
CW12	2.00 G 12 mm Circlip
CW13	2.00 G 13 mm Circlip
CW14	2.00 G 14 mm Circlip
CW15	2.00 G 15 mm Circlip
CW16	2.00 G 16 mm Circlip
CW17	2.00 G 17 mm Circlip
CW18	2.00 G 18 mm Circlip
CW19	2.00 G 19 mm Circlip
CW20	2.00 G 20 mm Circlip
CW21	2.00 G 21 mm Circlip
CW22	2.00 G 22 mm Circlip
CW23	2.00 G 23 mm Circlip
CW24	2.00 G 24 mm Circlip





## REPLACEMENT RINGS

Some Wiseco 4-Cycle ATV pistons have been manufactured with more than one ring type. The correct replacement ring style is stamped on the dome of the piston. EXAMPLE: 4419PS will be stamped with either a "C" or a "G" to indicate the correct replacement ring style to order. **ONLY WISECO REPLACEMENT RING SETS CAN BE USED ON WISECO PISTONS.**



### 2-CYCLE RINGS - MOTORCYCLE & ATV

All Wiseco 2-Cycle pistons are supplied with rings and circlips. Only Wiseco replacement ring sets can be used on Wiseco pistons. The replacement ring type and bore size (in millimeters) is stamped on the dome of the piston. Refer to this information to reorder correct replacement rings. Ring styles cannot be interchanged.

TYPE	2 CYCLE RING DIAGRAMS		DESCRIPTION	APPLICATIONS
CS	<b>.039" (1mm)</b>		<b>One</b> chrome-faced high temperature steel alloy, internally notched compression ring.	Cast-iron, Nikasil and Electrofusion Liners
CD	<b>.039" (1mm)</b>	<b>.039" (1mm)</b>	<b>Two</b> chrome-faced high temperature alloy, internally notched compression rings.	Cast-iron, Nikasil and Electrofusion Liners
CDM*	<b>.039" (1mm)</b>	<b>.039" (1mm)</b>	<b>Two</b> ferrox coated ductile iron, internally notched compression rings. * Designed to be used in chrome bores.	Cast-iron, Nikasil and Electrofusion Liners
TD	<b>.047" (1.2mm)</b>	<b>.047" (1.2mm)</b>	<b>Two</b> chrome-faced high temperature steel alloy, internally notched compression rings.	Cast-iron, Nikasil and Electrofusion Liners

### 4-CYCLE RINGS - MOTORCYCLE AND ATV APPLICATIONS

All Wiseco 4-Cycle pistons are supplied with rings, wrist pins and circlips. Only Wiseco replacement ring sets can be used on Wiseco pistons. The replacement ring type and bore size (in millimeters) is stamped on the dome of the piston. Refer to this information to reorder correct replacement rings. Ring styles cannot be interchanged.

TYPE	4 CYCLE REPLACEMENT RING DIAGRAMS			
XA	<b>Top Ring:</b> Chrome faced high temperature steel alloy - <b>.031" (.8mm)</b>	<b>Compression Ring:</b> Taper faced ferrox coated ductile iron - <b>.031" (.8mm)</b>	<b>Oil Ring:</b> 3 piece low tension oil ring <b>.059" (1.5mm)</b>	
XC	<b>Top Ring:</b> Chrome faced high temperature steel alloy - <b>.039" (1mm)</b>	<b>Compression Ring:</b> Taper faced ferrox coated cast iron - <b>.047" (1.2mm)</b>	<b>Oil Ring:</b> 3 piece low tension oil ring <b>.110" (2.8mm)</b>	
XD	<b>Top Ring:</b> Chrome faced high temperature steel alloy - <b>.039" (1mm)</b>	<b>Compression Ring:</b> Taper faced ductile iron <b>.047" (1.2mm)</b>	<b>Oil Ring:</b> 3 piece low tension oil ring <b>.079" (2mm)</b>	
XG	<b>Top Ring:</b> Chrome faced high temperature steel alloy - <b>.039" (1mm)</b>	<b>Compression Ring:</b> Taper faced ductile iron <b>.039" (1mm)</b>	<b>Oil Ring:</b> 3 piece low tension oil ring <b>.079" (2mm)</b>	
XH	<b>Top Ring:</b> Chrome faced high temperature steel alloy - <b>.047" (1.2mm)</b>	<b>Compression Ring:</b> Taper faced ductile iron <b>.059" (1.5mm)</b>	<b>Oil Ring:</b> 3 piece low tension oil ring <b>.158" (4mm)</b>	
XJ	<b>Top Ring:</b> Ductile iron soft nitriding coated top ring - <b>.047" (1.2mm)</b>	<b>Compression Ring:</b> Taper faced ferrox coated iron <b>.059" (1.5mm)</b>	<b>Oil Ring:</b> 3 piece low tension oil ring <b>.158" (4mm)</b> (soft nitriding coated sides for use in plated cylinder all applications)	
XE	<b>Top Ring:</b> 1mm (.039") Alloy steel, ferrox coated, chrome faced	<b>Compression Ring:</b> 1.2mm (.047") Cast Iron, phosphate coated, taper faced	<b>Oil Ring:</b> 2.5mm (.098") 3 piece oil assembly: Stainless steel spacer, chrome faced rails	
XP	<b>Top Ring:</b> 1.5mm (.057") Cast iron, plasma moly faced	<b>Compression Ring:</b> 1.5mm (.057") Cast Iron, reverse torsion	<b>Oil Ring:</b> 3mm (.118") 3 piece oil assembly: Stainless steel flex-vent spacer, chrome faced rails	
XR	<b>Top Ring:</b> 1mm (.039") Alloy steel, ferrox coated, chrome faced	<b>Compression Ring:</b> 1.2mm (.047") Cast Iron, phosphate coated, taper faced	<b>Oil Ring:</b> 2mm (.079") 3 piece oil assembly: Stainless steel flex-vent spacer, chrome faced rails	
GF	<b>Top Ring:</b> 1.2mm (.047") Alloy steel, ferrox coated, chrome faced	<b>Compression Ring:</b> 1.2mm (.047") Cast Iron, phosphate coated, taper faced	<b>Oil Ring:</b> 2mm (.118") 3 piece oil assembly: Stainless steel flex-vent spacer, chrome faced rails	
ZV	<b>Top Ring:</b> 1mm (.039") Alloy steel, gas intrided flat faced	<b>No Compression Ring</b>		<b>Oil Ring:</b> 2mm (.079") 3 piece oil assembly: Stainless steel flex-vent spacer, chrome faced rails
YB	<b>78mm (3.071) &amp; 80mm (3.150")</b>	0.9mm (.035") Stainless steel, gas nitrided barrel faced	<b>No Second Ring</b>	<b>Oil Ring:</b> 1.5mm (.059") 3 piece oil assembly: Stainless steel flex-vent spacer, nitrided rails
ZS	<b>95-101mm (3.740 - 3.976")</b>	1.2mm (.047") Alloy steel, ferrox coated, chrome faced	<b>No Second Ring</b>	<b>Oil Ring:</b> 2mm (.079") 3 piece oil assembly: Stainless steel flex-vent spacer, chrome faced rails
ZC	<b>89mm (3.504) &amp; 91mm (3.583")</b>	1mm (.039") Alloy steel, ferrox coated, chrome faced	<b>No Second Ring</b>	<b>Oil Ring:</b> 2.8mm (.110") 3 piece oil assembly: Stainless steel spacer, chrome faced rails
XU	<b>Top Ring:</b> 0.9mm (.035") Alloy steel, ferrox coated, chrome faced	<b>Compression Ring:</b> 0.8mm (.031") Ductile Iron, phosphate coated, taper faced	<b>Oil Ring:</b> 1.5mm (.059") 3 piece oil assembly: Stainless steel flex-vent spacer, nitrided rails	
XX	<b>Top Ring:</b> 1mm (.039") Stainless steel, gas intrided barrel faced	<b>Compression Ring:</b> 1.2mm (.047") Cast Iron, phosphate coated, taper faced under hook	<b>Oil Ring:</b> 2.8mm (.110") 3 piece oil assembly: Stainless steel flex-vent spacer, nitrided rails	
YC	<b>77mm (3.031")</b>	0.8mm (.031") Alloy steel, phosphate coated, chrome faced, positive twist	<b>No Second Ring</b>	<b>Oil Ring:</b> 1.5mm (.059") 3 piece oil assembly: Stainless steel flex-vent spacer, chrome faced rails
ZV	<b>96-99mm (3.780 - 3.898")</b>	.95mm (.037") Alloy steel, gas nitrided, barrel faced, positive twist	<b>No Second Ring</b>	<b>Oil Ring:</b> 2mm (.079") 3 piece oil assembly: Stainless steel flex-vent spacer, chrome faced rails

- accessories
- body
- handlebar & grips
- cables & levers
- exhaust
- engine
- fuel & intake
- electrical & ignition
- clutch
- drive
- bearings
- brakes
- steering & suspension
- tires
- tools & shop

# ENGINE



## VERTEX PISTON TYPES

- Replica: cast OE replica
- Race: unique cast GP style with only one compression ring
- Pro: forged replacement for a OE cast piston for better strength
- Replica BB: big bore stock compression cast piston
- Pro Replica: forged OE stock compression piston
- Pro BB: forged OE stock compression big bore piston
- Pro Race: unique forged GP style race piston with only one compression ring
- Pro HC: forged high compression pistons

Manufactured in Italy, Vertex, the premier brand of OEM replacement pistons, is the OEM supplier to KTM and numerous European motorcycle and go-kart manufacturers. Vertex offers enthusiasts state-of-the-art, high-quality pistons for nearly any powersport use from motorcycles



and ATVs to marine and karting. Manufactured to the highest standards in Japan, Vertex's piston rings are produced by the OEM suppliers so that they are direct OEM replacements. Vertex is the choice of those who truly seek the optimum in powersport performance in any application

MODEL	YEAR	VERSION	COMP. RATIO	CYLINDER BORE (MM)	PISTON DIAM. (MM)	DIS-PLACEMENT	SIZE OVER STD	TOP END PISTON KIT	PISTON KIT	REPLACE-MENT RING(S)	CIRCLIP
<b>COBRA</b>											
CX 50JR	06-15	CAST REPLICA						----	903332	----	----
CX 50JR	06-15	CAST REPLICA						----	903333	----	----
CX 50JR	06-15	CAST REPLICA						----	903334	----	----
CX 50SR	06-15	CAST REPLICA						----	903332	----	----
CX 50SR	06-15	CAST REPLICA						----	903333	----	----
CX 50SR	06-15	CAST REPLICA						----	903334	----	----
CX 65	07-09, 12-15	CAST REPLICA						----	903338	----	----
CX 65	07-09, 12-15	CAST REPLICA						-----	903339	-----	----
CX 65	10-11	CAST REPLICA						----	903340	----	-----
CX 65	10-11	CAST REPLICA						-----	903341	-----	----
GAS GAS											
EC 250	02-07	CAST REPLICA		66.4	66.34	250		-----	901970	901103	901682
EC 300	02-13	CAST REPLICA	STD	72	71.95	300		----	901971	901106	901682
<b>HONDA</b>											
CR 125R	03	CAST REPLICA	STD	54	53.94	125			901981	----	----
CR 125R	04	CAST REPLICA		54	53.93	125			901982	----	----
CR 125R	04	CAST REPLICA		54	53.93	125			----	901268	901581 901680
CR 125R	90-91	CAST REPLICA	STD	54	53.94	125			----	901136	901581 901680
CR 125R	92-97	CAST REPLICA	STD	54	53.94	125			901983	----	----
CR 125R	92-99	CAST REPLICA	STD	54	53.94	125			----	901139	901581 901680
CR 125R	92-99	CAST RACE		54	53.94	125			----	----	901581 901680
CR 125R	92-99	CAST RACE		54	53.95	125			----	----	901581 901680
CR 125R	98-99	CAST REPLICA	STD	54	53.94	125			901984	----	----
CR 125R	00-02	CAST REPLICA	STD	54	53.94	125			901985	----	----
CR 125R	00-03	CAST REPLICA	STD	54	53.94	125			----	901184	901581 901680
CR 125R	04-07	CAST RACE		54	53.93	125			----	901269	901581 901680
CR 125R	04-07	FORGED BIG BORE		57	56.95	139	3		----	901972	901101 901680
CR 125R	05-07	CAST REPLICA	STD	54	53.94	125			901986	----	----
CR 125R	05-07	CAST REPLICA	STD	54	53.94	125			----	901301	901581 901680
CR 250R	89-94	CAST REPLICA	STD	66.4	66.35	250			----	901137	901103 901682
CR 250R	95-96	CAST REPLICA	STD	66.4	66.35	250			----	901157	901103 901682
CR 250R	97-01	CAST REPLICA	STD	66.4	66.35	250			901987	----	----
CR 250R	97-01	CAST REPLICA	STD	66.4	66.35	250			----	901174	901103 901682
CR 250R	02-04	CAST REPLICA	STD	66.4	66.35	250			901988	----	----

## VERTEX PISTONS

MODEL	YEAR	VERSION	COMP. RATIO	CYLINDER BORE (MM)	PISTON DIAM. (MM)	DIS-PLACEMENT	SIZE OVER STD	TOP END PISTON KIT	PISTON KIT	REPLACE-MENT RING(S)	CIRCLIP
<b>HONDA CONTINUED</b>											
CR 250R	02-04	CAST REPLIC	STD	66.4	66.35	250		----	901194	901103	901682
CR 250R	05-07	CAST REPLIC	STD	66.4	66.35	250		901989	----	----	----
CR 250R	05-07	CAST REPLIC	STD	66.4	66.35	250		----	901300	901103	901682
CR 500R	85-88	CAST REPLIC	STD	89	88.95	491	STD	901990	----	----	----
CR 500R	85-01	CAST REPLIC	STD	89	88.95	491	STD	----	901000	901111	901681
CR 500R	85-01	CAST REPLIC		89.5	89.45	497	0.5	----	901050	901112	901681
CR 500R	85-01	CAST REPLIC		90	89.95	502	1	----	901051	901113	901681
CR 500R	85-01	CAST REPLIC	STD	90.5	90.45	508	1.5	----	901052	901114	901681
CR 500R	85-01	CAST REPLIC	STD	91	90.95	513	2	----	901053	901115	901681
CR 500R	89-01	CAST REPLIC	STD	89	88.95	491	STD	901991	----	----	----
CR 80R	90-91	CAST REPLIC	STD	47	46.95	80		901992	----	----	----
CR 80R	90-02	CAST REPLIC	STD	47	46.95	80		----	901163	901567	901674
CR 80R	92-02	CAST REPLIC	STD	47	46.95	80		901993	----	----	----
CR 85R	03-04	CAST REPLIC	STD	47.5	47.45	85		901994	----	----	----
CR 85R	03-07	FORGED BIG BORE		49.5	49.45	91.8	2	----	901067	901574	901674
CR 85R	03-07	CAST REPLIC	STD	47.5	47.45	85		----	901204	901570	901674
CR 85R	05-07	CAST REPLIC	STD	47.5	47.45	85		901995	----	----	----
CR 85RB	03-04	CAST REPLIC	STD	47.5	47.45	85		901994	----	----	----
CR 85RB	03-07	FORGED BIG BORE		49.5	49.45	91.8	2	----	901067	901574	901674
CR 85RB	03-07	CAST REPLIC	STD	47.5	47.45	85		----	901204	901570	901674
CR 85RB	05-07	CAST REPLIC	STD	47.5	47.45	85		901995	----	----	----
CRF 150R	07-09	FORGED REPLIC	11.7:1	66	65.97	150		----	901333	903673	901686
CRF 150R	07-09	FORGED REPLIC	11.7:1	66	65.98	150		----	901334	903673	901686
CRF 150R	07-09	FORGED REPLIC	11.7:1	66	65.99	150		----	901335	903673	901686
CRF 150R	07-09	FORGED BIG BORE	11.7:1	68	67.97	158	2	----	901423	903674	901686
CRF 150R	07-09	FORGED BIG BORE	11.7:1	68	67.98	158	2	----	901424	903674	901686
CRF 150R	07-09	FORGED BIG BORE	11.7:1	68	67.99	158	2	----	901425	903674	901686
CRF 150R	07-09, 12-16	FORGED HIGH COMP	12.2:1	66	65.97	150		----	901336	903673	901686
CRF 150R	07-09, 12-16	FORGED HIGH COMP	12.2:1	66	65.98	150		----	901337	903673	901686
CRF 150R	07-09, 12-16	FORGED HIGH COMP	12.2:1	66	65.99	150		----	901338	903673	901686
CRF 150R	12-16	FORGED REPLIC	11.7:1	66	65.97	150		----	901973	903673	901686
CRF 150R	12-16	FORGED REPLIC	11.7:1	66	65.98	150		----	901974	903673	901686
CRF 150R	12-16	FORGED REPLIC	11.7:1	66	65.99	150		----	901975	903673	901686
CRF 150R	12-16	FORGED BIG BORE	11.7:1	68	67.97	158	2	----	901976	903674	901686
CRF 150R	12-16	FORGED BIG BORE	11.7:1	68	67.98	158	2	----	901977	903674	901686
CRF 150R	12-16	FORGED BIG BORE	11.7:1	68	67.99	158	2	----	901978	903674	901686
CRF 150RB	07-09	FORGED REPLIC	11.7:1	66	65.97	150		----	901333	903673	901686
CRF 150RB	07-09	FORGED REPLIC	11.7:1	66	65.98	150		----	901334	903673	901686
CRF 150RB	07-09	FORGED REPLIC	11.7:1	66	65.99	150		----	901335	903673	901686
CRF 150RB	07-09	FORGED BIG BORE	11.7:1	68	67.97	158	2	----	901423	903674	901686
CRF 150RB	07-09	FORGED BIG BORE	11.7:1	68	67.98	158	2	----	901424	903674	901686
CRF 150RB	07-09	FORGED BIG BORE	11.7:1	68	67.99	158	2	----	901425	903674	901686
CRF 150RB	07-09, 12-16	FORGED HIGH COMP	12.2:1	66	65.97	150		----	901336	903673	901686
CRF 150RB	07-09, 12-16	FORGED HIGH COMP	12.2:1	66	65.98	150		----	901337	903673	901686
CRF 150RB	07-09, 12-16	FORGED HIGH COMP	12.2:1	66	65.99	150		----	901338	903673	901686

- accessories
- body
- handlebar & grips
- cables & levers
- exhaust
- engine
- fuel & intake
- electrical & ignition
- clutch
- drive
- bearings
- brakes
- steering & suspension
- tires
- tools & shop

# ENGINE

## VERTEX PISTONS

MODEL	YEAR	VERSION	COMP. RATIO	CYLINDER BORE (MM)	PISTON DIAM. (MM)	DIS-PLACEMENT	SIZE OVER STD	TOP END PISTON KIT	PISTON KIT	REPLACE-MENT RING(S)	CIRCLIP
<b>HONDA CONTINUED</b>											
CRF 150RB	12-16	FORGED REPLICA	11.7:1	66	65.97	150		----	901973	903673	901686
CRF 150RB	12-16	FORGED REPLICA	11.7:1	66	65.98	150		----	901974	903673	901686
CRF 150RB	12-16	FORGED REPLICA	11.7:1	66	65.99	150		----	901975	903673	901686
CRF 150RB	12-16	FORGED BIG BORE	11.7:1	68	67.97	158	2	----	901976	903674	901686
CRF 150RB	12-16	FORGED BIG BORE	11.7:1	68	67.98	158	2	----	901977	903674	901686
CRF 150RB	12-16	FORGED BIG BORE	11.7:1	68	67.99	158	2	----	901978	903674	901686
CRF 250R	09	FORGED HIGH COMP	13.7:1	78	77.95	250		----	901435	903675	901675
CRF 250R	09	FORGED HIGH COMP	13.7:1	78	77.96	250		----	901436	903675	901675
CRF 250R	09	FORGED HIGH COMP	13.7:1	78	77.97	250		----	901437	903675	901675
CRF 250R	09	FORGED HIGH COMP	13.7:1	78	77.98	250		----	901438	903675	901675
CRF 250R	16							----	903343	----	----
CRF 250R	16							----	903344	----	----
CRF 250R	16							----	903345	----	----
CRF 250R	16							----	903346	----	----
CRF 250R	16							----	903347	----	----
CRF 250R	16							----	903348	----	----
CRF 250R	16							----	903349	----	----
CRF 250R	16							----	903350	----	----
CRF 250R	16							----	903351	----	----
CRF 250R	04-07	FORGED REPLICA	12.9:1	78	77.95	250		903354	----	----	----
CRF 250R	04-07	FORGED REPLICA	12.9:1	78	77.96	250		903355	----	----	----
CRF 250R	04-07	FORGED REPLICA	12.9:1	78	77.97	250		903356	----	----	----
CRF 250R	04-07	FORGED HIGH COMP	13.4:1	78	77.95	250		903357	----	----	----
CRF 250R	04-07	FORGED HIGH COMP	13.4:1	78	77.96	250		903358	----	----	----
CRF 250R	04-07	FORGED HIGH COMP	13.4:1	78	77.97	250		903359	----	----	----
CRF 250R	04-07	FORGED REPLICA	12.9:1	78	77.95	250		----	901259	903675	901675
CRF 250R	04-07	FORGED REPLICA	12.9:1	78	77.96	250		----	901260	903675	901675
CRF 250R	04-07	FORGED REPLICA	12.9:1	78	77.98	250		----	901262	903675	901675
CRF 250R	04-07	FORGED HIGH COMP	13.4:1	78	77.95	250		----	901280	903675	901675
CRF 250R	04-07	FORGED HIGH COMP	13.4:1	78	77.96	250		----	901281	903675	901675
CRF 250R	04-07	FORGED HIGH COMP	13.4:1	78	77.97	250		----	901282	903675	901675
CRF 250R	04-07	FORGED HIGH COMP	13.4:1	78	77.98	250		----	901283	903675	901675
CRF 250R	04-09	FORGED BIG BORE	12.9	80	79.96	262	2	----	901072	903676	901675
CRF 250R	04-09	FORGED BIG BORE	12.9:1	84	83.96	289	6	----	901316	903677	901675
CRF 250R	04-09	FORGED BIG BORE	12.9:1	85	84.96	296	7	----	901343	903678	901675
CRF 250R	04-09	FORGED BIG BORE	13.0:1	79	78.96	256	1	----	901412	903679	901675
CRF 250R	04-09	FORGED BIG BORE	13.0:1	79	78.97	256	1	----	901413	903679	901675
CRF 250R	04-09	FORGED BIG BORE	13.0:1	79	78.98	256	1	----	901414	903679	901675
CRF 250R	04-09	FORGED BIG BORE	13.0:1	81	80.96	269	3	----	901451	903680	901675
CRF 250R	04-09	FORGED BIG BORE	13.0:1	81	80.97	269	3	----	901452	903680	901675
CRF 250R	04-09	FORGED BIG BORE	13.0:1	81	80.98	269	3	----	901453	903680	901675
CRF 250R	04-09	FORGED BIG BORE	13.0:1	81	80.99	269	3	----	901779	903680	901675
CRF 250R	04-16	FORGED REPLICA	12.9:1	78	77.97	250		----	901261	903675	901675
CRF 250R	08-09	FORGED REPLICA	0.542	78	77.95	250		903360	----	----	----
CRF 250R	08-09	FORGED REPLICA	0.542	78	77.96	250		903361	----	----	----
CRF 250R	08-09	FORGED REPLICA	0.542	78	77.97	250		903362	----	----	----
CRF 250R	08-09	FORGED HIGH COMP	13.5:1	78	77.95	250		903363	----	----	----
CRF 250R	08-09	FORGED HIGH COMP	13.5:1	78	77.96	250		903364	----	----	----
CRF 250R	08-09	FORGED HIGH COMP	13.5:1	78	77.97	250		903365	----	----	----
CRF 250R	08-09	FORGED REPLICA	0.542	78	77.95	250		----	901389	903675	901675

## VERTEX PISTONS

MODEL	YEAR	VERSION	COMP. RATIO	CYLINDER BORE (MM)	PISTON DIAM. (MM)	DIS-PLACEMENT	SIZE OVER STD	TOP END PISTON KIT	PISTON KIT	REPLACE-MENT RING(S)	CIRCLIP
<b>HONDA CONTINUED</b>											
CRF 250R	08-09	FORGED REPLICA	0.542	78	77.96	250		----	901390	903675	901675
CRF 250R	08-09	FORGED REPLICA	0.542	78	77.97	250		----	901391	903675	901675
CRF 250R	08-09	FORGED REPLICA	0.542	78	77.98	250		----	901392	903675	901675
CRF 250R	08-09	FORGED HIGH COMP	13.5:1	78	77.95	250		----	901393	903675	901675
CRF 250R	08-09	FORGED HIGH COMP	13.5:1	78	77.96	250		----	901394	903675	901675
CRF 250R	08-09	FORGED HIGH COMP	13.5:	78	77.97	250		----	901395	903675	901675
CRF 250R	08-09	FORGED HIGH COMP	13.5:1	78	77.98	250		----	901396	903675	901675
CRF 250R	10-13	FORGED REPLICA	13.2:1	76.8	76.76	250		903366	----	----	----
CRF 250R	10-13	FORGED REPLICA	13.2:1	76.8	76.77	250		903367	----	----	----
CRF 250R	10-13	FORGED REPLICA	13.2:1	76.8	76.78	250		903368	----	----	----
CRF 250R	10-13	FORGED HIGH COMP	14.1:1	76.8	76.76	250		903369	----	----	----
CRF 250R	10-13	FORGED HIGH COMP	14.1:1	76.8	76.77	250		903370	----	----	----
CRF 250R	10-13	FORGED HIGH COMP	14.1:1	76.8	76.78	250		903371	----	----	----
CRF 250R	10-13	FORGED REPLICA	13.2:1	76.8	76.76	250		----	901415	903681	901675
CRF 250R	10-13	FORGED REPLICA	13.2:1	76.8	76.77	250		----	901416	903681	901675
CRF 250R	10-13	FORGED REPLICA	13.2:1	76.8	76.78	250		----	901417	903681	901675
CRF 250R	10-13	FORGED HIGH COMP	14.1:1	76.8	76.76	250		----	901482	903681	901675
CRF 250R	10-13	FORGED HIGH COMP	14.1:1	76.8	76.77	250		----	901483	903681	901675
CRF 250R	10-13	FORGED HIGH COMP	14.1:1	76.8	76.78	250		----	901484	903681	901675
CRF 250R	10-13	FORGED BIG BORE	13.5:1	79	78.96	265	1	----	901510	903679	901675
CRF 250R	10-13	FORGED BIG BORE	13.5:1	79	78.97	265	1	----	901511	903679	901675
CRF 250R	10-13	FORGED BIG BORE	13.5:1	79	78.98	265	1	----	901512	903679	901675
CRF 250R	10-13	FORGED HIGH COMP	14.6:1	76.8	76.76	250		----	901775	903681	901778
CRF 250R	10-13	FORGED HIGH COMP	14.6:1	76.8	76.77	250		----	901776	903681	901778
CRF 250R	10-13	FORGED HIGH COMP	14.6:1	76.8	76.78	250		----	901777	903681	901778
CRF 250R	10-13							----	----	----	----
CRF 250R	10-13							----	----	----	----
CRF 250R	10-13							----	----	----	----
CRF 250R	10-15	FORGED BIG BORE	13.2:1	80	79.96	270	3.2	----	901560	903676	901675
CRF 250R	10-15	FORGED BIG BORE	13.2:1	80	79.97	270	3.2	----	901561	903676	901675
CRF 250R	10-15	FORGED BIG BORE	13.2:1	80	79.98	270	3.2	----	901562	903676	901675
CRF 250R	10-15	FORGED BIG BORE	13.2:1	83	82.96	291	6.2	----	----	903682	901675
CRF 250R	10-15	FORGED BIG BORE	13.2:1	83	82.97	291	6.2	----	----	903682	901675
CRF 250R	10-15	FORGED BIG BORE	13.2:1	83	82.98	291	6.2	----	----	903682	901675
CRF 250R	14-15	FORGED REPLICA	13.5:1	76.8	76.76	250		----	903480	903681	901675
CRF 250R	14-15	FORGED REPLICA	13.5:1	76.8	76.77	250		----	903481	903681	901675
CRF 250R	14-15	FORGED REPLICA	13.5:1	76.8	76.78	250		----	903482	903681	901675
CRF 250R	14-15	FORGED HIGH COMP	14.1:1	76.8	76.76	250		----	903483	903681	901675
CRF 250R	14-15	FORGED HIGH COMP	14.1:1	76.8	76.77	250		----	903484	903681	901675
CRF 250R	14-15	FORGED HIGH COMP	14.1:1	76.8	76.78	250		----	903485	903681	901675
CRF 250R	14-15	FORGED HIGH COMP	14.6:1	76.8	76.76	250		----	903486	903681	901675
CRF 250R	14-15	FORGED HIGH COMP	14.6:1	76.8	76.77	250		----	903487	903681	901675
CRF 250R	14-15	FORGED HIGH COMP	14.6:1	76.8	76.78	250		----	903488	903681	901675
CRF 250R	15-16	PRO HIGH COMP	13.9:1	76.8	76.77	250		----	903352	903683	901675
CRF 250R	15-16	FORGED PRO BIG BORE	14.6:1	80	79.97	270	3.2	----	903353	903684	901675
CRF 250X	04-13	FORGED REPLICA	12.9:1	78	77.95	250		903354	----	----	----
CRF 250X	04-13	FORGED REPLICA	12.9:1	78	77.96	250		903355	----	----	----
CRF 250X	04-13	FORGED REPLICA	12.9:1	78	77.97	250		903356	----	----	----
CRF 250X	04-13	FORGED HIGH COMP	13.4:1	78	77.95	250		903357	----	----	----

- accessories
- body
- handlebar & grips
- cables & levers
- exhaust
- engine
- fuel & intake
- electrical & ignition
- clutch
- drive
- bearings
- brakes
- steering & suspension
- tires
- tools & shop

# ENGINE

## VERTEX PISTONS

MODEL	YEAR	VERSION	COMP. RATIO	CYLINDER BORE (MM)	PISTON DIAM. (MM)	DIS-PLACEMENT	SIZE OVER STD	TOP END PISTON KIT	PISTON KIT	REPLACE-MENT RING(S)	CIRCLIP
<b>HONDA CONTINUED</b>											
CRF 250X	04-13	FORGED HIGH COMP	13.4:1	78	77.96	250		903358	-----	-----	-----
CRF 250X	04-13	FORGED HIGH COMP	13.4:1	78	77.97	250		903359	-----	-----	-----
CRF 250X	04-13	FORGED BIG BORE	12.9:1	84	83.96	289	6	-----	901316	903677	901675
CRF 250X	04-13	FORGED BIG BORE	12.9:1	85	84.96	296	7	-----	901343	903678	901675
CRF 250X	04-13	FORGED REPLIC	12.9:1	78	77.97	250		-----	901261	903675	901675
CRF 250X	04-16	FORGED BIG BORE	12.9	80	79.96	262	2	-----	901072	903676	901675
CRF 250X	04-16	FORGED REPLIC	12.9:1	78	77.95	250		-----	901259	903675	901675
CRF 250X	04-16	FORGED REPLIC	12.9:1	78	77.96	250		-----	901260	903675	901675
CRF 250X	04-16	FORGED REPLIC	12.9:1	78	77.98	250		-----	901262	903675	901675
CRF 250X	04-16	FORGED HIGH COMP	13.4:1	78	77.95	250		-----	901280	903675	901675
CRF 250X	04-16	FORGED HIGH COMP	13.4:1	78	77.96	250		-----	901281	903675	901675
CRF 250X	04-16	FORGED HIGH COMP	13.4:1	78	77.97	250		-----	901282	903675	901675
CRF 250X	04-16	FORGED HIGH COMP	13.4:1	78	77.98	250		-----	901283	903675	901675
CRF 250X	04-16	FORGED BIG BORE	13.0:1	79	78.96	256	1	-----	901412	903679	901675
CRF 250X	04-16	FORGED BIG BORE	13.0:1	79	78.97	256	1	-----	901413	903679	901675
CRF 250X	04-16	FORGED BIG BORE	13.0:1	79	78.98	256	1	-----	901414	903679	901675
CRF 250X	04-16	FORGED BIG BORE	13.0:1	81	80.96	269	3	-----	901451	903680	901675
CRF 250X	04-16	FORGED BIG BORE	13.0:1	81	80.97	269	3	-----	901452	903680	901675
CRF 250X	04-16	FORGED BIG BORE	13.0:1	81	80.98	269	3	-----	901453	903680	901675
CRF 250X	04-16	FORGED BIG BORE	13.0:1	81	80.99	269	3	-----	901779	903680	901675
CRF 450R	02-03	FORGED REPLIC	11.5:1	96	95.95	450		-----	901197	903685	901684
CRF 450R	02-03	FORGED REPLIC	11.5:1	96	95.96	450		-----	901198	903685	901684
CRF 450R	02-03	FORGED REPLIC	11.5:1	96	95.97	450		-----	901199	903685	901684
CRF 450R	02-03	FORGED REPLIC	11.5:1	96	95.98	450		-----	901200	903685	901684
CRF 450R	02-06	FORGED HIGH COMP	12.5:1	96	95.95	450		903372	-----	-----	-----
CRF 450R	02-06	FORGED HIGH COMP	12.5:1	96	95.96	450		903373	-----	-----	-----
CRF 450R	02-06	FORGED HIGH COMP	12.5:1	96	95.97	450		903374	-----	-----	-----
CRF 450R	02-06	FORGED REPLIC	12.1:1	96	95.95	450		903375	-----	-----	-----
CRF 450R	02-06	FORGED REPLIC	12.1:1	96	95.96	450		903376	-----	-----	-----
CRF 450R	02-06	FORGED REPLIC	12.1:1	96	95.96	450		903377	-----	-----	-----
CRF 450R	02-08	FORGED HIGH COMP	12.5:1	96	95.95	450		-----	901216	903685	901684
CRF 450R	02-08	FORGED HIGH COMP	12.5:1	96	95.96	450		-----	901217	903685	901684
CRF 450R	02-08	FORGED HIGH COMP	12.5:1	96	95.97	450		-----	901218	903685	901684
CRF 450R	02-08	FORGED HIGH COMP	12.5:1	96	95.98	450		-----	901219	903685	901684
CRF 450R	02-08	FORGED BIG BORE	12.1:1	100	99.96	488	4	-----	901242	903686	901684
CRF 450R	02-08	FORGED BIG BORE	12.1:1	100	99.97	488	4	-----	901243	903686	901684
CRF 450R	02-08	FORGED BIG BORE	12.1:1	100	99.98	488	4	-----	901244	903686	901684
CRF 450R	02-08	FORGED BIG BORE	12.1:1	100	99.99	488	4	-----	901245	903686	901684
CRF 450R	02-08	FORGED BIG BORE	12.0:1	99	98.96	480	3	-----	901513	903687	901684
CRF 450R	02-08	FORGED BIG BORE	12.0:1	99	98.97	480	3	-----	901514	903687	901684
CRF 450R	02-08	FORGED BIG BORE	12.0:1	99	98.98	480	3	-----	901515	903687	901684
CRF 450R	04-08	FORGED REPLIC	12.1:1	96	95.95	450		-----	901271	903685	901684
CRF 450R	04-08	FORGED REPLIC	12.1:1	96	95.96	450		-----	901272	903685	901684
CRF 450R	04-08	FORGED REPLIC	12.1:1	96	95.96	450		-----	901273	903685	901684
CRF 450R	04-08	FORGED REPLIC	12.1:1	96	95.98	450		-----	901274	903685	901684
CRF 450R	04-08	FORGED REPLIC	12.1:1	96	95.99	450		-----	901275	903685	901684
CRF 450R	07-08	FORGED HIGH COMP	12.5:1	96	95.95	450		903378	-----	-----	-----
CRF 450R	07-08	FORGED HIGH COMP	12.5:1	96	95.96	450		903379	-----	-----	-----
CRF 450R	07-08	FORGED HIGH COMP	12.5:1	96	95.97	450		903380	-----	-----	-----
CRF 450R	07-08	FORGED REPLIC	12.1:1	96	95.95	450		903381	-----	-----	-----

## VERTEX PISTONS

MODEL	YEAR	VERSION	COMP. RATIO	CYLINDER BORE (MM)	PISTON DIAM. (MM)	DIS-PLACEMENT	SIZE OVER STD	TOP END PISTON KIT	PISTON KIT	REPLACE-MENT RING(S)	CIRCLIP
<b>HONDA CONTINUED</b>											
CRF 450R	07-08	FORGED REPLIC	12.1:1	96	95.96	450		903382	----	----	----
CRF 450R	07-08	FORGED REPLIC	12.1:1	96	95.96	450		903383	----	----	----
CRF 450R	09-12	FORGED HIGH COMP	12.9:1	96	95.95	450		903384	----	----	----
CRF 450R	09-12	FORGED HIGH COMP	12.9:1	96	95.96	450		903385	----	----	----
CRF 450R	09-12	FORGED HIGH COMP	12.9:1	96	95.97	450		903386	----	----	----
CRF 450R	09-12	FORGED REPLIC	12.0:1	96	95.96	450		----	901399	903688	901684
CRF 450R	09-12	FORGED REPLIC	12.0:1	96	95.96	450		----	901400	903688	901684
CRF 450R	09-12	FORGED REPLIC	12.0:1	96	95.97	450		----	901401	903688	901684
CRF 450R	09-12	FORGED REPLIC	12.0:1	96	95.98	450		----	901402	903688	901684
CRF 450R	09-12	FORGED HIGH COMP	12.9:1	96	95.95	450		----	901403	903688	901684
CRF 450R	09-12	FORGED HIGH COMP	12.9:1	96	95.96	450		----	901404	903688	901684
CRF 450R	09-12	FORGED HIGH COMP	12.9:1	96	95.97	450		----	901405	903688	901684
CRF 450R	09-12	FORGED HIGH COMP	12.9:1	96	95.98	450		----	901406	903688	901684
CRF 450R	09-12	FORGED BIG BORE	12.0:1	99	98.96	480	3	----	901448	903687	901684
CRF 450R	09-12	FORGED BIG BORE	12.0:1	99	98.97	480	3	----	901449	903687	901684
CRF 450R	09-12	FORGED BIG BORE	12.0:1	99	98.98	480	3	----	901450	903687	901684
CRF 450R	09-12	FORGED HIGH COMP	13.6:1	96	95.95	450		----	901792	903688	901791
CRF 450R	09-12	FORGED HIGH COMP	13.6:1	96	95.96	450		----	901793	903688	901791
CRF 450R	09-12	FORGED HIGH COMP	13.6:1	96	95.97	450		----	901794	903688	901791
CRF 450R	13-14	FORGED REPLIC	12.5:1	96	95.95	450		903387	----	----	----
CRF 450R	13-14	FORGED REPLIC	12.5:1	96	95.96	450		903388	----	----	----
CRF 450R	13-14	FORGED REPLIC	12.5:1	96	95.97	450		903389	----	----	----
CRF 450R	13-14	FORGED HIGH COMP	13.2:1	96	95.95	450		903390	----	----	----
CRF 450R	13-14	FORGED HIGH COMP	13.2:1	96	95.96	450		903391	----	----	----
CRF 450R	13-14	FORGED HIGH COMP	13.2:1	96	95.97	450		903392	----	----	----
CRF 450R	13-16	FORGED REPLIC	12.5:1	96	95.95	450		----	901795	903688	901684
CRF 450R	13-16	FORGED REPLIC	12.5:1	96	95.96	450		----	901796	903688	901684
CRF 450R	13-16	FORGED REPLIC	12.5:1	96	95.97	450		----	901797	903688	901684
CRF 450R	13-16	FORGED REPLIC	12.5:1	96	95.98	450		----	901798	903688	901684
CRF 450R	13-16	FORGED HIGH COMP	13.2	96	95.95	450		----	901783	903688	901684
CRF 450R	13-16	FORGED HIGH COMP	13.2	96	95.96	450		----	901784	903688	901684
CRF 450R	13-16	FORGED HIGH COMP	13.2	96	95.97	450		----	901785	903688	901684
CRF 450R	13-16	FORGED HIGH COMP	13.2	96	95.98	450		----	901786	903688	901684
CRF 450R	13-16	FORGED HIGH COMP	13.6:1	96	95.95	450		----	901787	903688	901791
CRF 450R	13-16	FORGED HIGH COMP	13.6:1	96	95.96	450		----	901788	903688	901791
CRF 450R	13-16	FORGED HIGH COMP	13.6:1	96	95.97	450		----	901789	903688	901791
CRF 450R	13-16	FORGED BIG BORE	12.5:1	99	98.96	478	3	----	901780	903687	901684
CRF 450R	13-16	FORGED BIG BORE	12.5:1	99	98.97	478	3	----	901781	903687	901684
CRF 450R	13-16	FORGED BIG BORE	12.5:1	99	98.98	478	3	----	901782	903687	901684
CRF 450X	05-13	FORGED HIGH COMP	12.5:1	96	95.95	450		903393	----	----	----
CRF 450X	05-13	FORGED HIGH COMP	12.5:1	96	95.96	450		903394	----	----	----
CRF 450X	05-13	FORGED HIGH COMP	12.5:1	96	95.97	450		903395	----	----	----
CRF 450X	05-13	FORGED REPLIC	12.1:1	96	95.95	450		903396	----	----	----
CRF 450X	05-13	FORGED REPLIC	12.1:1	96	95.96	450		903397	----	----	----
CRF 450X	05-13	FORGED REPLIC	12.1:1	96	95.96	450		903398	----	----	----
CRF 450X	05-16	FORGED HIGH COMP	12.5:1	96	95.95	450		----	901216	903685	901684
CRF 450X	05-16	FORGED HIGH COMP	12.5:1	96	95.96	450		----	901217	903685	901684
CRF 450X	05-16	FORGED HIGH COMP	12.5:1	96	95.97	450		----	901218	903685	901684
CRF 450X	05-16	FORGED HIGH COMP	12.5:1	96	95.98	450		----	901219	903685	901684
CRF 450X	05-16	FORGED BIG BORE	12.1:1	100	99.96	488	4	----	901242	903686	901684

- accessories
- body
- handlebar & grips
- cables & levers
- exhaust
- engine
- fuel & intake
- electrical & ignition
- clutch
- drive
- bearings
- brakes
- steering & suspension
- tires
- tools & shop

# ENGINE

## VERTEX PISTONS

MODEL	YEAR	VERSION	COMP. RATIO	CYLINDER BORE (MM)	PISTON DIAM. (MM)	DIS-PLACEMENT	SIZE OVER STD	TOP END PISTON KIT	PISTON KIT	REPLACE-MENT RING(S)	CIRCLIP
<b>HONDA CONTINUED</b>											
CRF 450X	05-16	FORGED BIG BORE	12.1:1	100	99.97	488	4	----	901243	903686	901684
CRF 450X	05-16	FORGED BIG BORE	12.1:1	100	99.98	488	4	----	901244	903686	901684
CRF 450X	05-16	FORGED BIG BORE	12.1:1	100	99.99	488	4	----	901245	903686	901684
CRF 450X	05-16	FORGED REPLICIA	12.1:1	96	95.95	450		----	901271	903685	901684
CRF 450X	05-16	FORGED REPLICIA	12.1:1	96	95.96	450		----	901272	903685	901684
CRF 450X	05-16	FORGED REPLICIA	12.1:1	96	95.96	450		----	901273	903685	901684
CRF 450X	05-16	FORGED REPLICIA	12.1:1	96	95.98	450		----	901274	903685	901684
CRF 450X	05-16	FORGED REPLICIA	12.1:1	96	95.99	450		----	901275	903685	901684
CRF 450X	05-16	FORGED BIG BORE	12.0:1	99	98.96	480	3	----	901513	903687	901684
CRF 450X	05-16	FORGED BIG BORE	12.0:1	99	98.97	480	3	----	901514	903687	901684
CRF 450X	05-16	FORGED BIG BORE	12.0:1	99	98.98	480	3	----	901515	903687	901684
RS 125	03-09							----	903489	----	----
XR 400R	96-04	CAST REPLICIA	9.3:1	85	84.97	400		----	901249	903689	901683
XR 400R	96-04	CAST REPLICIA	9.3:1	85.5	85.47	401	0.5	----	901077	903690	901683
XR 400R	96-04	CAST REPLICIA	9.3:1	86	85.97	406	1	----	901078	903691	901683
<b>HUSABERG</b>											
FE 250	14	FORGED REPLICIA	13.9/ 12.8	78	77.96	250		----	901812	903675	901778
FE 250	14	FORGED REPLICIA	13.9/ 12.8	78	77.97	250		----	901813	903675	901778
FE 250	14	FORGED REPLICIA	13.9/ 12.8	78	77.98	250		----	901814	903675	901778
FE 250	14	FORGED HIGH COMP	14.3/ 13.2	78	77.96	250		----	901805	903675	901778
FE 250	14	FORGED HIGH COMP	14.3/ 13.2	78	77.97	250		----	901806	903675	901778
FE 250	14	FORGED HIGH COMP	14.3/ 13.2	78	77.98	250		----	901807	903675	901778
FE 250	14	FORGED BIG BORE	13.9/ 12.8	81	80.96	270	3	----	901856	903680	901778
FE 250	14	FORGED BIG BORE	13.9/ 12.8	81	80.97	270	3	----	901857	903680	901778
FE 250	14	FORGED BIG BORE	13.9/ 12.8	81	80.98	270	3	----	901858	903680	901778
FE 250	14	FORGED HIGH COMP	14.5/ 13.4	78	77.97	250		----	901809	903675	901778
FE 250	14	FORGED HIGH COMP	14.5/ 13.4	78	77.98	250		----	901810	903675	901778
FE 350	14	FORGED REPLICIA	13.5/ 12.8	88	87.96	350		----	901550	903701	901687
FE 350	14	FORGED REPLICIA	13.5/ 12.8	88	87.97	350		----	901799	903701	901687
FE 350	14	FORGED REPLICIA	13.5/ 12.8	88	87.98	350		----	901800	903701	901687
FE 350	14	FORGED REPLICIA	12.3:1	88	87.96	350		----	901801	903701	901687
FE 350	14	FORGED REPLICIA	12.3:1	88	87.97	350		----	901802	903701	901687
FE 350	14	FORGED REPLICIA	12.3:1	88	87.98	350		----	901803	903701	901687
FE 450E	14	FORGED REPLICIA	11.8:1	95	94.95	450		----	901877	903702	901791
FE 450E	14	FORGED REPLICIA	11.8:1	95	94.96	450		----	901878	903702	901791
FE 450E	14	FORGED REPLICIA	11.8:1	95	94.97	450		----	901879	903702	901791
FE 450E	14	FORGED HIGH COMP	12.3:1	95	94.95	450		----	901874	903702	901791
FE 450E	14	FORGED HIGH COMP	12.3:1	95	94.96	450		----	901875	903702	901791



## VERTEX PISTONS

MODEL	YEAR	VERSION	COMP. RATIO	CYLINDER BORE (MM)	PISTON DIAM. (MM)	DIS-PLACEMENT	SIZE OVER STD	TOP END PISTON KIT	PISTON KIT	REPLACE-MENT RING(S)	CIRCLIP
<b>HUSABERG CONTINUED</b>											
FE 450E	14	FORGED HIGH COMP	12.3:1	95	94.97	450		----	901876	903702	901791
FE 450E	09-10	FORGED BIG BORE	11.9:1	102	101.95	518	7	----	901354	903703	901684
TE 125	12-14	CAST REPLIC	STD	54	53.94	125		----	901849	901116	901680
TE 125	12-14	CAST REPLIC	STD	54	53.95	125		----	903497	901116	901680
TE 250	11-14	CAST REPLIC	STD	66.4	66.34	250		----	901537	901118	901673
TE 250	11-14	CAST REPLIC	STD	66.4	66.35	250		----	901538	901118	901673
TE 300	11-14	CAST REPLIC	STD	72	71.94	300		----	901817	901106	901673
TE 300	11-14	CAST REPLIC	STD	72	71.95	300		----	901356	901106	901673
TE 300	11-14	CAST REPLIC	STD	72	71.96	300		----	901818	901106	901673
<b>HUSQVARNA</b>											
CR 125	97-13	CAST REPLIC		54	53.95	125		----	901177	901581	901680
CR 250	98-13	CAST REPLIC		66.4	66.35	250		----	901178	901103	901682
FC 250	14-15	FORGED REPLIC	13.9/ 12.8	78	77.96	250		----	901812	903675	901778
FC 250	14-15	FORGED REPLIC	13.9/ 12.8	78	77.97	250		----	901813	903675	901778
FC 250	14-15	FORGED REPLIC	13.9/ 12.8	78	77.98	250		----	901814	903675	901778
FC 250	14-15	FORGED HIGH COMP	14.3/ 13.2	78	77.96	250		----	901805	903675	901778
FC 250	14-15	FORGED HIGH COMP	14.3/ 13.2	78	77.97	250		----	901806	903675	901778
FC 250	14-15	FORGED HIGH COMP	14.3/ 13.2	78	77.98	250		----	901807	903675	901778
FC 250	14-15	FORGED BIG BORE	13.9/ 12.8	81	80.96	270	3	----	901856	903680	901778
FC 250	14-15	FORGED BIG BORE	13.9/ 12.8	81	80.97	270	3	----	901857	903680	901778
FC 250	14-15	FORGED BIG BORE	13.9/ 12.8	81	80.98	270	3	----	901858	903680	901778
FC 250	14-15	FORGED HIGH COMP	14.5/ 13.4	78	77.96	250		----	901808	903675	901778
FC 250	14-15	FORGED HIGH COMP	14.5/ 13.4	78	77.97	250		----	901809	903675	901778
FC 250	14-15	FORGED HIGH COMP	14.5/ 13.4	78	77.98	250		----	901810	903675	901778
FC 350	14-15	FORGED BIG BORE	13.5:1	90	89.96	366	2	----	901566	903706	901687
FC 350	14-15	FORGED BIG BORE	13.5:1	90	89.97	366	2	----	901861	903706	901687
FC 350	14-15	FORGED BIG BORE	13.5:1	90	89.98	366	2	----	901862	903706	901687
FC 350	14-15	FORGED REPLIC	13.6:1	88	87.96	350		----	901871	903701	901687
FC 350	14-15	FORGED REPLIC	13.6:1	88	87.97	350		----	901872	903701	901687
FC 350	14-15	FORGED REPLIC	13.6:1	88	87.98	350		----	901873	903701	901687
FC 350	14-15	FORGED HIGH COMP	14.1:1	88	87.96	350		----	901863	903701	901687
FC 350	14-15	FORGED HIGH COMP	14.1:1	88	87.97	350		----	901864	903701	901687
FC 350	14-15	FORGED HIGH COMP	14.1:1	88	87.98	350		----	901865	903701	901687
FC 450	14-15	FORGED REPLIC	12.6:1	95	94.95	450		----	901886	903702	901684
FC 450	14-15	FORGED REPLIC	12.6:1	95	94.96	450		----	901887	903702	901684
FC 450	14-15	FORGED REPLIC	12.6:1	95	94.97	450		----	901888	903702	901684
FC 450	14-15	FORGED HIGH COMP	13.2:1	95	94.95	450		----	901880	903707	901684
FC 450	14-15	FORGED HIGH COMP	13.2:1	95	94.96	450		----	901881	903707	901684
FC 450	14-15	FORGED HIGH COMP	13.2:1	95	94.97	450		----	901882	903707	901684
FC 450	14-15	FORGED HIGH COMP	13.5:1	95	94.95	450		----	901883	903707	901684

- accessories
- body
- handlebar & grips
- cables & levers
- exhaust
- engine
- fuel & intake
- electrical & ignition
- clutch
- drive
- bearings
- brakes
- steering & suspension
- tires
- tools & shop

# ENGINE

## VERTEX PISTONS

MODEL	YEAR	VERSION	COMP. RATIO	CYLINDER BORE (MM)	PISTON DIAM. (MM)	DIS-PLACEMENT	SIZE OVER STD	TOP END PISTON KIT	PISTON KIT	REPLACE-MENT RING(S)	CIRCLIP
<b>HUSQVARNA CONTINUED</b>											
FC 450	14-15	FORGED HIGH COMP	13.5:1	95	94.96	450		----	901884	903707	901684
FC 450	14-15	FORGED HIGH COMP	13.5:1	95	94.97	450		----	901885	903707	901684
FE 250	14-16	FORGED REPLICA	13.9/ 12.8	78	77.96	250		----	901812	903675	901778
FE 250	14-16	FORGED REPLICA	13.9/ 12.8	78	77.97	250		----	901813	903675	901778
FE 250	14-16	FORGED REPLICA	13.9/ 12.8	78	77.98	250		----	901814	903675	901778
FE 250	14-16	FORGED HIGH COMP	14.3/ 13.2	78	77.96	250		----	901805	903675	901778
FE 250	14-16	FORGED HIGH COMP	14.3/ 13.2	78	77.97	250		----	901806	903675	901778
FE 250	14-16	FORGED HIGH COMP	14.3/ 13.2	78	77.98	250		----	901807	903675	901778
FE 250	14-16	FORGED BIG BORE	13.9/ 12.8	81	80.96	270	3	----	901856	903680	901778
FE 250	14-16	FORGED BIG BORE	13.9/ 12.8	81	80.97	270	3	----	901857	903680	901778
FE 250	14-16	FORGED BIG BORE	13.9/ 12.8	81	80.98	270	3	----	901858	903680	901778
FE 250	14-16	FORGED HIGH COMP	14.5/ 13.4	78	77.96	250		----	901808	903675	901778
FE 250	14-16	FORGED HIGH COMP	14.5/ 13.4	78	77.97	250		----	901809	903675	901778
FE 250	14-16	FORGED HIGH COMP	14.5/ 13.4	78	77.98	250		----	901810	903675	901778
FE 350	14-16	FORGED REPLICA	13.5/ 12.8	88	87.96	350		----	901550	903701	901687
FE 350	14-16	FORGED REPLICA	13.5/ 12.8	88	87.97	350		----	901799	903701	901687
FE 350	14-16	FORGED REPLICA	13.5/ 12.8	88	87.98	350		----	901800	903701	901687
FE 350	14-16	FORGED BIG BORE	13.5:1	90	89.96	366	2	----	901566	903706	901687
FE 350	14-16	FORGED BIG BORE	13.5:1	90	89.97	366	2	----	901861	903706	901687
FE 350	14-16	FORGED BIG BORE	13.5:1	90	89.98	366	2	----	901862	903706	901687
FE 350	14-16	FORGED REPLICA	12.3:1	88	87.96	350		----	901801	903701	901687
FE 350	14-16	FORGED REPLICA	12.3:1	88	87.97	350		----	901802	903701	901687
FE 350	14-16	FORGED REPLICA	12.3:1	88	87.98	350		----	901803	903701	901687
FE 450	14-16	FORGED REPLICA	11.8:1	95	94.95	450		----	901877	903702	901791
FE 450	14-16	FORGED REPLICA	11.8:1	95	94.96	450		----	901878	903702	901791
FE 450	14-16	FORGED REPLICA	11.8:1	95	94.97	450		----	901879	903702	901791
FE 450	14-16	FORGED HIGH COMP	12.3:1	95	94.95	450		----	901874	903702	901791
FE 450	14-16	FORGED HIGH COMP	12.3:1	95	94.96	450		----	901875	903702	901791
FE 450	14-16	FORGED HIGH COMP	12.3:1	95	94.97	450		----	901876	903702	901791
FE 501	14-16	FORGED REPLICA	11.8:1	95	94.95	510		----	901891	903702	901791
FE 501	14-16	FORGED REPLICA	11.8:1	95	94.96	510		----	901892	903702	901791
FE 501	14-16	FORGED REPLICA	11.8:1	95	94.97	510		----	901893	903702	901791
SM 125	97-13	CAST REPLICA		54	53.95	125		----	901177	901581	901680
TC 125	14-16	CAST RACE		54	53.94	125		----	903498	901116	903782
TC 125	14-16	CAST RACE		54	53.95	125		----	901848	901116	901680
TC 125	14-16	CAST REPLICA	STD	54	53.94	125		----	901849	901116	901680
TC 125	14-16	CAST REPLICA	STD	54	53.95	125		----	903497	901116	901680
TC 250	09-11	CAST REPLICA	13.6:1	79	78.96	250		----	901516	903679	901674

## VERTEX PISTONS

MODEL	YEAR	VERSION	COMP. RATIO	CYLINDER BORE (MM)	PISTON DIAM. (MM)	DIS-PLACEMENT	SIZE OVER STD	TOP END PISTON KIT	PISTON KIT	REPLACE-MENT RING(S)	CIRCLIP
<b>HUSQVARNA CONTINUED</b>											
TC 250	09-11	FORGED HIGH COMP	0.584	79	78.96	250		----	901517	903679	901674
TC 250	12-13	FORGED REPLICIA	13.5:1	79	78.96	250		----	901815	903679	901686
TC 250	12-13	FORGED HIGH COMP		79	78.96	250		----	901811	903679	901686
TC 250	14-16	CAST REPLICIA	STD	66.4	66.34	250		----	901537	901118	901673
TC 250	14-16	CAST REPLICIA	STD	66.4	66.35	250		----	901538	901118	901673
TC 85	14-16	CAST REPLICIA	STD	47	46.94	85		----	901897	901567	901674
TC 85	14-16	CAST REPLICIA	STD	47	46.95	85		----	901331	901567	901674
TC 85	14-16	CAST REPLICIA	STD	47	46.96	85		----	901898	901567	901674
TE 125	14-16	CAST RACE		54	53.94	125		----	903498	901116	903782
TE 125	14-16	CAST RACE		54	53.95	125		----	901848	901116	901680
TE 125	14-16	CAST REPLICIA	STD	54	53.94	125		----	901849	901116	901680
TE 125	14-16	CAST REPLICIA	STD	54	53.95	125		----	903497	901116	901680
TE 250	13	FORGED REPLICIA	13.5:1	79	78.96	250		----	901815	903679	901686
TE 250	13	FORGED HIGH COMP		79	78.96	250		----	901811	903679	901686
TE 250	10-12	CAST REPLICIA	13.6:1	79	78.96	250		----	901516	903679	901674
TE 250	10-12	FORGED HIGH COMP	0.584	79	78.96	250		----	901517	903679	901674
TE 250	14-16	CAST REPLICIA	STD	66.4	66.34	250		----	901537	901118	901673
TE 250	14-16	CAST REPLICIA	STD	66.4	66.35	250		----	901538	901118	901673
TE 300	14-16	CAST REPLICIA	STD	72	71.94	300		----	901817	901106	901673
TE 300	14-16	CAST REPLICIA	STD	72	71.95	300		----	901356	901106	901673
TE 300	14-16	CAST REPLICIA	STD	72	71.96	300		----	901818	901106	901673
WR 125	97-13	CAST REPLICIA		54	53.95	125		----	901177	901581	901680
WR 250	98-13	CAST REPLICIA		66.4	66.35	250		----	901178	901103	901682
WR 300	08-13	CAST REPLICIA		72	71.95	250		----	901407	901106	901673
<b>KAWASAKI</b>											
KLX 400	03-04	FORGED REPLICIA	11.3:1	90	89.96	400		903399	----	----	----
KLX 400	03-04	FORGED REPLICIA	11.3:1	90	89.97	400		903400	----	----	----
KLX 400	03-04	FORGED REPLICIA	11.3:1	90	89.98	400		903401	----	----	----
KLX 400	03-04	FORGED BIG BORE	11.3:1	91	90.96	407	1	----	901249	903656	901683
KLX 400	03-04	FORGED BIG BORE	11.3:1	92	91.96	416	2	----	901250	903657	901683
KLX 400	03-04	FORGED REPLICIA	11.3:1	90	89.96	400		----	901232	903658	901683
KLX 400	03-04	FORGED REPLICIA	11.3:1	90	89.97	400		----	901233	903658	901683
KLX 400	03-04	FORGED REPLICIA	11.3:1	90	89.98	400		----	901234	903658	901683
KLX 400	03-04	FORGED BIG BORE	11.3:1	94	93.95	440	4	----	901445	903659	901683
KLX 400	03-04	FORGED BIG BORE	11.3:1	94	93.96	440	4	----	901446	903659	901683
KLX 400	03-04	FORGED BIG BORE	11.3:1	94	93.97	440	4	----	901447	903659	901683
KLX 400	03-04	FORGED BIG BORE	11.3:1	94	93.98	440	4	----	901712	903659	901683
KLX 400	03-04	FORGED HIGH COMP	13.5:1	90	89.95	400		----	901469	903658	901683
KLX 400	03-04	FORGED HIGH COMP	13.5:1	90	89.96	400		----	901470	903658	901683
KLX 400	03-04	FORGED HIGH COMP	13.5:1	90	89.97	400		----	901471	903658	901683
KLX 400	03-04	FORGED STROKER	11.3:1	90	89.94	430		----	901518	903658	901683
KLX 400	03-04	FORGED STROKER	11.3:1	92	91.96	450	2	----	901539	903660	901683
KLX 450R	08-10	FORGED REPLICIA	0.501	96	95.96	450		----	901321	903685	901684
KLX 450R	08-10	FORGED HIGH COMP	0.542	96	95.96	450		----	901323	903685	901684
KX 100	98-13	CAST REPLICIA		52.5	52.45	99	STD	903039	----	----	----
KX 100	98-13	CAST REPLICIA	STD	52.5	52.44	99		----	901520	901098	901674
KX 100	99-13	CAST REPLICIA	STD	53	52.94	101	0.5	----	901521	901099	901674
KX 100	99-13	CAST BIG BORE	STD	54.5	54.44	107	2	----	901522	901100	901674
KX 100	99-16	FORGED RACE	STD	53	52.94	101	0.5	----	901525	901099	901674

- accessories
- body
- handlebar & grips
- cables & levers
- exhaust
- engine
- fuel & intake
- electrical & ignition
- clutch
- drive
- bearings
- brakes
- steering & suspension
- tires
- tools & shop

# ENGINE

## VERTEX PISTONS

MODEL	YEAR	VERSION	COMP. RATIO	CYLINDER BORE (MM)	PISTON DIAM. (MM)	DIS-PLACEMENT	SIZE OVER STD	TOP END PISTON KIT	PISTON KIT	REPLACE-MENT RING(S)	CIRCLIP
<b>KAWASAKI CONTINUED</b>											
KX 100	99-16	FORGED BIG BORE	STD	54.5	54.44	107	2	----	901526	901100	901674
KX 100	99-16	FORGED RACE	STD	52.5	52.44	100		----	903304	901098	901674
KX 125	94	CAST REPLIC	STD	54	53.96	125		----	901147	901581	901680
KX 125	92-93	CAST REPLIC	STD	54	53.96	125		----	901148	901581	901675
KX 125	95-00	CAST RACE	STD	54	53.96	125		----	901162	901581	901680
KX 125	01-02	CAST REPLIC	STD	54	53.96	125		----	901185	901581	901680
KX 125	03-05	CAST REPLIC	STD	54	53.96	125		903040	----	----	----
KX 125	03-08	CAST REPLIC	STD	54	53.96	125		----	901276	901581	901680
KX 250	04	CAST REPLIC	STD	66.4	66.36	250		903134	----	----	----
KX 250	92-97	CAST REPLIC	STD	66.4	66.36	250		----	901146	901103	901682
KX 250	98-01	CAST REPLIC	STD	66.4	66.36	250		903042	----	----	----
KX 250	98-01	CAST REPLIC	STD	66.4	66.36	250		----	901168	901103	901682
KX 250	02-03	CAST REPLIC	STD	66.4	66.36	250		903043	----	----	----
KX 250	02-04	CAST REPLIC	STD	66.4	66.36	250		----	901186	901103	901682
KX 250	05-08	CAST REPLIC	STD	66.4	66.36	250		903044	----	----	----
KX 250	05-08	CAST REPLIC	STD	66.4	66.36	250		----	901291	901103	901682
KX 250F	09	FORGED REPLIC	13.5:1	77	76.95	250		903402	----	----	----
KX 250F	09	FORGED REPLIC	13.5:1	77	76.96	250		903403	----	----	----
KX 250F	09	FORGED REPLIC	13.5:1	77	76.97	250		903404	----	----	----
KX 250F	10	FORGED REPLIC	13.2:1	77	76.95	250		903405	----	----	----
KX 250F	10	FORGED REPLIC	13.2:1	77	76.96	250		903406	----	----	----
KX 250F	10	FORGED REPLIC	13.2:1	77	76.97	250		903407	----	----	----
KX 250F	10	FORGED REPLIC	13.2:1	77	76.95	250		----	901502	903713	901675
KX 250F	10	FORGED REPLIC	13.2:1	77	76.96	250		----	901503	903713	901675
KX 250F	10	FORGED REPLIC	13.2:1	77	76.97	250		----	901504	903713	901675
KX 250F	10	FORGED REPLIC	13.2:1	77	76.98	250		----	901505	903713	901675
KX 250F	10	FORGED HIGH COMP	13.8:1	77	76.95	250		----	901506	903713	901675
KX 250F	10	FORGED HIGH COMP	13.8:1	77	76.96	250		----	901507	903713	901675
KX 250F	10	FORGED HIGH COMP	13.8:1	77	76.97	250		----	901508	903713	901675
KX 250F	10	FORGED HIGH COMP	13.8:1	77	76.98	250		----	901509	903713	901675
KX 250F	10	FORGED BIG BORE		80	79.96	269	3	----	901819	903676	901675
KX 250F	10	FORGED BIG BORE		80	79.97	269	3	----	901820	903676	901675
KX 250F	10	FORGED BIG BORE		80	79.98	269	3	----	901821	903676	901675
KX 250F	04-05	FORGED REPLIC	12.6:1	77	76.95	250		----	901255	903713	901675
KX 250F	04-05	FORGED REPLIC	12.6:1	77	76.96	250		----	901256	903713	901675
KX 250F	04-05	FORGED REPLIC	12.6:1	77	76.97	250		----	901257	903713	901675
KX 250F	04-05	FORGED REPLIC	12.6:1	77	76.98	250		----	901258	903713	901675
KX 250F	04-06	FORGED HIGH COMP	13.4:1	77	76.95	250		----	901284	903713	901675
KX 250F	04-06	FORGED HIGH COMP	13.4:1	77	76.96	250		----	901285	903713	901675
KX 250F	04-06	FORGED HIGH COMP	13.4:1	77	76.97	250		----	901286	903713	901675
KX 250F	04-06	FORGED HIGH COMP	13.4:1	77	76.98	250		----	901287	903713	901675
KX 250F	04-06	FORGED HIGH COMP	13.4:1	77	76.99	250		----	901288	903713	901675
KX 250F	04-09	FORGED BIG BORE	12.6:1	79	78.96	263	2	----	901254	903679	901675
KX 250F	04-09	FORGED BIG BORE	12.6:1	84	83.96	300	7	----	901315	903677	901675
KX 250F	04-09	FORGED BIG BORE	12.6:1	83	82.96	290	6	----	901324	903682	901675
KX 250F	04-09	FORGED BIG BORE	12.6:1	80	79.96	269	3	----	901383	903676	901675
KX 250F	04-09	FORGED BIG BORE	12.6:1	80	79.97	269	3	----	901384	903676	901675
KX 250F	04-09	FORGED BIG BORE	12.6:1	80	79.98	269	3	----	901385	903676	901675
KX 250F	06-08	FORGED REPLIC	13.5:1	77	76.95	250		903408	----	----	----
KX 250F	06-08	FORGED REPLIC	13.5:1	77	76.96	250		903409	----	----	----

## VERTEX PISTONS

MODEL	YEAR	VERSION	COMP. RATIO	CYLINDER BORE (MM)	PISTON DIAM. (MM)	DIS-PLACEMENT	SIZE OVER STD	TOP END PISTON KIT	PISTON KIT	REPLACE-MENT RING(S)	CIRCLIP
<b>KAWASAKI CONTINUED</b>											
KX 250F	06-08	FORGED REPLIC	13.5:1	77	76.97	250		903410	----	----	----
KX 250F	06-09	FORGED REPLIC	13.5:1	77	76.95	250		----	901325	903713	901675
KX 250F	06-09	FORGED REPLIC	13.5:1	77	76.96	250		----	901326	903713	901675
KX 250F	06-09	FORGED REPLIC	13.5:1	77	76.97	250		----	901327	903713	901675
KX 250F	06-09	FORGED REPLIC	13.5:1	77	76.98	250		----	901328	903713	901675
KX 250F	08-09	FORGED HIGH COMP	13.9:1	77	76.95	250		----	901408	903713	901675
KX 250F	08-09	FORGED HIGH COMP	13.9:1	77	76.96	250		----	901409	903713	901675
KX 250F	08-09	FORGED HIGH COMP	13.9:1	77	76.97	250		----	901410	903713	901675
KX 250F	08-09	FORGED HIGH COMP	13.9:1	77	76.98	250		----	901411	903713	901675
KX 250F	11-14	FORGED REPLIC	13.2:1	77	76.95	250		903411	----	----	----
KX 250F	11-14	FORGED REPLIC	13.2:1	77	76.96	250		903412	----	----	----
KX 250F	11-14	FORGED REPLIC	13.2:1	77	76.97	250		903413	----	----	----
KX 250F	11-14	FORGED HIGH COMP	13.9:1	77	76.95	250		903414	----	----	----
KX 250F	11-14	FORGED HIGH COMP	13.9:1	77	76.96	250		903415	----	----	----
KX 250F	11-14	FORGED HIGH COMP	13.9:1	77	76.97	250		903416	----	----	----
KX 250F	11-14	FORGED REPLIC	13.5:1	77	76.95	250		----	901552	903713	901675
KX 250F	11-14	FORGED REPLIC	13.5:1	77	76.96	250		----	901553	903713	901675
KX 250F	11-14	FORGED REPLIC	13.5:1	77	76.97	250		----	901554	903713	901675
KX 250F	11-14	FORGED REPLIC	13.5:1	77	76.98	250		----	901555	903713	901675
KX 250F	11-14	FORGED HIGH COMP	14.2:1	77	76.95	250		----	901556	903713	901675
KX 250F	11-14	FORGED HIGH COMP	14.2:1	77	76.96	250		----	901557	903713	901675
KX 250F	11-14	FORGED HIGH COMP	14.2:1	77	76.97	250		----	901558	903713	901675
KX 250F	11-14	FORGED BIG BORE	13.5:1	80	79.95	269	3	----	901563	903676	901675
KX 250F	11-14	FORGED BIG BORE	13.5:1	80	79.96	269	3	----	901564	903676	901675
KX 250F	11-14	FORGED BIG BORE	13.5:1	80	79.97	269	3	----	901565	903676	901675
KX 250F	11-14	FORGED HIGH COMP	14.5:1	77	76.95	250		----	901822	903713	901778
KX 250F	11-14	FORGED HIGH COMP	14.5:1	77	76.96	250		----	901823	903713	901778
KX 250F	11-14	FORGED HIGH COMP	14.5:1	77	76.97	250		----	901824	903713	901778
KX 250F	15-16	FORGED REPLIC		77	76.95	250		----	903516	903713	901675
KX 250F	15-16	FORGED REPLIC		77	76.96	250		----	903517	903713	901675
KX 250F	15-16	FORGED REPLIC		77	76.97	250		----	903518	903713	901675
KX 250F	15-16	FORGED HIGH COMP		77	76.95	250		----	903519	903713	901675
KX 250F	15-16	FORGED HIGH COMP		77	76.96	250		----	903520	903713	901675
KX 250F	15-16	FORGED HIGH COMP		77	76.97	250		----	903521	903713	901675
KX 250F	15-16	FORGED HIGH COMP		77	76.95	250		----	903522	903713	901675
KX 250F	15-16	FORGED HIGH COMP		77	76.96	250		----	903523	903713	901675
KX 250F	15-16	FORGED HIGH COMP		77	76.97	250		----	903524	903713	901675
KX 250F	15-16	FORGED BIG BORE	13.8:1	80	79.95	269	3	----	903525	903676	----
KX 250F	15-16	FORGED BIG BORE	13.8:1	80	79.96	269	3	----	903526	903676	----
KX 250F	15-16	FORGED BIG BORE	13.8:1	80	79.97	269	3	----	903527	903676	----
KX 450F	15	FORGED REPLIC		96	95.96	450		----	903528	903685	901791
KX 450F	15	FORGED REPLIC		96	95.97	450		----	903529	903685	901791
KX 450F	15	FORGED REPLIC		96	95.98	450		----	903530	903685	901791
KX 450F	15	FORGED HIGH COMP		96	95.96	450		----	903531	903685	901791
KX 450F	15	FORGED HIGH COMP		96	95.97	450		----	903532	903685	901791
KX 450F	15	FORGED HIGH COMP		96	95.98	450		----	903533	903685	901791
KX 450F	15	FORGED HIGH COMP		96	95.96	450		----	903534	903685	901791
KX 450F	15	FORGED HIGH COMP		96	95.97	450		----	903535	903685	901791
KX 450F	15	FORGED HIGH COMP		96	95.98	450		----	903536	903685	901791
KX 450F	06-08	FORGED REPLIC	0.501	96	95.96	450		----	901321	903685	901684

- accessories
- body
- handlebar & grips
- cables & levers
- exhaust
- engine
- fuel & intake
- electrical & ignition
- clutch
- drive
- bearings
- brakes
- steering & suspension
- tires
- tools & shop

# ENGINE

## VERTEX PISTONS

MODEL	YEAR	VERSION	COMP. RATIO	CYLINDER BORE (MM)	PISTON DIAM. (MM)	DIS-PLACEMENT	SIZE OVER STD	TOP END PISTON KIT	PISTON KIT	REPLACE-MENT RING(S)	CIRCLIP
<b>KAWASAKI CONTINUED</b>											
KX 450F	06-08	FORGED HIGH COMP	0.542	96	95.96	450		----	901323	903685	901684
KX 450F	09-12	FORGED REPLICA	12.5:1	96	95.96	450		----	901397	903685	901684
KX 450F	09-12	FORGED REPLICA	12.5:1	96	95.97	450		----	901837	903685	901684
KX 450F	09-12	FORGED REPLICA	12.5:1	96	95.98	450		----	901838	903685	901684
KX 450F	09-12	FORGED REPLICA	12.5:1	96	95.99	450		----	901839	903685	901684
KX 450F	09-12	FORGED HIGH COMP	13.2:1	96	95.96	450		----	901398	903685	901684
KX 450F	09-12	FORGED HIGH COMP	13.2:1	96	95.97	450		----	901825	903685	901684
KX 450F	09-12	FORGED HIGH COMP	13.2:1	96	95.98	450		----	901826	903685	901684
KX 450F	09-15	FORGED BIG BORE	12.5:1	98	97.95	469	2	----	903537	903714	901791
KX 450F	09-15	FORGED BIG BORE	12.5:1	98	97.96	469	2	----	903538	903714	901791
KX 450F	09-15	FORGED BIG BORE	12.5:1	98	97.97	469	2	----	903539	903714	901791
KX 450F	11-12	FORGED HIGH COMP	13.8:1	96	95.96	450		----	901827	903685	901791
KX 450F	11-12	FORGED HIGH COMP	13.8:1	96	95.97	450		----	901828	903685	901791
KX 450F	11-12	FORGED HIGH COMP	13.8:1	96	95.98	450		----	901829	903685	901791
KX 450F	13-14	FORGED HIGH COMP	13.6:1	96	95.96	450		----	901830	903685	901684
KX 450F	13-14	FORGED HIGH COMP	13.6:1	96	95.97	450		----	901831	903685	901684
KX 450F	13-14	FORGED HIGH COMP	13.6:1	96	95.98	450		----	901832	903685	901684
KX 450F	13-14	FORGED HIGH COMP	13.6:1	96	95.99	450		----	901833	903685	901684
KX 450F	13-14	FORGED HIGH COMP	13.8:1	96	95.96	450		----	901834	903685	901791
KX 450F	13-14	FORGED HIGH COMP	13.8:1	96	95.98	450		----	901835	903685	901791
KX 450F	13-14	FORGED HIGH COMP	13.8:1	96	95.98	450		----	901836	903685	901791
KX 450F	13-14, 16	FORGED REPLICA	12.5:1	96	95.96	450		----	901840	903685	901684
KX 450F	13-14, 16	FORGED REPLICA	12.5:1	96	95.97	450		----	901841	903685	901684
KX 450F	13-14, 16	FORGED REPLICA	12.5:1	96	95.98	450		----	901842	903685	901684
KX 450F	13-14, 16	FORGED REPLICA	12.5:1	96	95.99	450		----	901843	903685	901684
KX 65	00-11	CAST REPLICA		44.5	44.45	65		903060	----	----	----
KX 65	00-16	CAST BIG BORE		46.5	46.45	70	2	----	901071	901094	901677
KX 65	00-16	CAST REPLICA		44.5	44.45	65		----	901203	901845	901677
KX 65	00-16	CAST REPLICA		44.5	44.47	65		----	901844	901093	901677
KX 80	92-00	CAST REPLICA	0	48	47.94	82		----	901166	901095	901674
KX 85	01-13	CAST REPLICA	STD	48.5	48.45	85		903061	----	----	----
KX 85	01-13	CAST BIG BORE	STD	50.5	50.45	92	2	----	901069	901097	901674
KX 85	01-13	CAST REPLICA	STD	48.5	48.45	85		----	901187	901096	901674
KX 85	01-16	FORGED RACE		48.5	48.45	85		----	901540	901096	901674
<b>KTM</b>											
105 SX	04-11	CAST REPLICA	STD	52	51.95	105		903062	----	----	----
105 SX	04-11	CAST REPLICA	STD	52	51.95	105		----	901266	901576	901674
105 SX	04-11	CAST REPLICA	STD	52	51.96	105		----	901846	901576	901674
105 SX	04-16	CAST STROKER	STD	52	51.95	112		----	903329	901576	901674
105 SX	04-16	CAST STROKER	STD	52	51.96	112		----	903330	901576	901674
125 EXC	01	CAST REPLICA	STD	54	53.94	125		903417	----	----	----
125 EXC	94-97	CAST REPLICA	STD	54.25	54.2	125		----	901155	901583	901680
125 EXC	98-00	CAST REPLICA	STD	54.25	54.2	125		----	901169	901583	901680
125 EXC	01-14	CAST RACE		54	53.94	125		----	903498	901116	903782
125 EXC	01-14	CAST RACE		54	53.95	125		----	901848	901116	901680
125 EXC	01-14	CAST REPLICA	STD	54	53.94	125		----	901849	901116	901680

## VERTEX PISTONS

MODEL	YEAR	VERSION	COMP. RATIO	CYLINDER BORE (MM)	PISTON DIAM. (MM)	DIS-PLACEMENT	SIZE OVER STD	TOP END PISTON KIT	PISTON KIT	REPLACE-MENT RING(S)	CIRCLIP
<b>KTM CONTINUED</b>											
125 EXC	01-14	CAST REPLICA	STD	54	53.95	125		----	903497	901116	901680
125 EXC	02-06	CAST REPLICA	STD	54	53.94	125		903418	----	----	----
125 EXC	07-11	CAST REPLICA	STD	54	53.94	125		903419	----	----	----
125 EXC	07-14	CAST BIG BORE		58	57.95	135	4	----	901847	901585	901680
125 SX	01	CAST REPLICA	STD	54	53.94	125		903417	----	----	----
125 SX	87-93	CAST REPLICA	STD	54.25	54.2	125		----	901149	901583	901680
125 SX	94-97	CAST REPLICA	STD	54.25	54.2	125		----	901155	901583	901680
125 SX	98-00	CAST REPLICA	STD	54.25	54.2	125		----	901169	901583	901680
125 SX	01-16	CAST RACE		54	53.94	125		----	903498	901116	903782
125 SX	01-16	CAST RACE		54	53.95	125		----	901848	901116	901680
125 SX	01-16	CAST REPLICA	STD	54	53.94	125		----	901849	901116	901680
125 SX	01-16	CAST REPLICA	STD	54	53.95	125		----	903497	901116	901680
125 SX	02-06	CAST REPLICA	STD	54	53.94	125		903418	----	----	----
125 SX	07-14	CAST REPLICA	STD	54	53.94	125		903419	----	----	----
125 SX	07-14	CAST BIG BORE		58	57.95	135	4	----	901847	901585	901680
144 SX	07-08	CAST REPLICA	STD	56	55.95	144		903066	----	----	----
144 SX	07-08	CAST REPLICA		56	55.96	144		903067	----	----	----
144 SX	07-08	CAST REPLICA	STD	56	55.95	144		----	901367	901117	901680
144 SX	07-08	CAST REPLICA		56	55.96	144		----	901850	901117	901680
150 SX	16	FORGED REPLICA	STD	58	57.94	144		----	903543	903725	901680
150 SX	16	FORGED REPLICA	STD	58	57.95	144		----	903544	903725	901680
150 SX	08-15	CAST REPLICA	STD	56	55.95	144		----	901367	901117	901680
150 SX	08-15	CAST REPLICA		56	55.96	144		----	901850	901117	901680
150 SX	09-12	CAST REPLICA	STD	56	55.95	144		903066	----	----	----
150 SX	09-12	CAST REPLICA		56	55.96	144		903067	----	----	----
150 XC	10-15	CAST REPLICA	STD	56	55.95	144		----	901367	901117	901680
150 XC	10-15	CAST REPLICA		56	55.96	144		----	901850	901117	901680
200 EXC	98-02	CAST REPLICA	STD	64	63.95	200		903068	----	----	----
200 EXC	98-02	CAST REPLICA		64	63.96	200		903069	----	----	----
200 EXC	98-14	CAST REPLICA		64	63.94	200		----	903545	901102	901675
200 EXC	98-14	CAST REPLICA	STD	64	63.95	200		----	901228	901102	901675
200 EXC	98-14	CAST REPLICA		64	63.96	200		----	901851	901102	901675
200 EXC	03-05	CAST REPLICA	STD	64	63.95	200		903070	----	----	----
200 EXC	03-05	CAST REPLICA		64	63.96	200		903071	----	----	----
200 MXC	98-03	CAST RACE	STD	64	63.95	200		----	901227	901102	901675
200 SX	98-04	CAST RACE	STD	64	63.95	200		----	901227	901102	901675
200 XC	06-09	CAST RACE	STD	64	63.95	200		----	901227	901102	901675
200 XC	06-09	CAST REPLICA		64	63.94	200		----	903545	901102	901675
200 XC	06-09	CAST REPLICA	STD	64	63.95	200		----	901228	901102	901675
200 XC	06-09	CAST REPLICA		64	63.96	200		----	901851	901102	901675
200 XC-W	06-16	CAST REPLICA		64	63.94	200		----	903545	901102	901675
200 XC-W	06-16	CAST REPLICA	STD	64	63.95	200		----	901228	901102	901675
200 XC-W	06-16	CAST REPLICA		64	63.96	200		----	901851	901102	901675
250 EXC	04	CAST REPLICA	STD	66.4	66.35	250		903072	----	----	----
250 EXC	05	CAST REPLICA	STD	66.4	66.35	250		903073	----	----	----
250 EXC	06	CAST REPLICA		66.4	66.34	250		903074	----	----	----
250 EXC	06	CAST REPLICA		66.4	66.35	250		903075	----	----	----
250 EXC	96-99	CAST REPLICA	STD	67.5	67.45	250		----	901160	901105	901676
250 EXC	00-03	CAST REPLICA	STD	66.4	66.35	250		903076	----	----	----

- accessories
- body
- handlebar & grips
- cables & levers
- exhaust
- engine
- fuel & intake
- electrical & ignition
- clutch
- drive
- bearings
- brakes
- steering & suspension
- tires
- tools & shop

# ENGINE

## VERTEX PISTONS

MODEL	YEAR	VERSION	COMP. RATIO	CYLINDER BORE (MM)	PISTON DIAM. (MM)	DIS-PLACEMENT	SIZE OVER STD	TOP END PISTON KIT	PISTON KIT	REPLACE-MENT RING(S)	CIRCLIP
<b>KTM CONTINUED</b>											
250 EXC	00-05	CAST REPLICA	STD	66.4	66.35	250		----	901182	901103	901682
250 EXC	06-14	CAST REPLICA	STD	66.4	66.34	250		----	901537	901118	901673
250 EXC	06-14	CAST REPLICA	STD	66.4	66.35	250		----	901538	901118	901673
250 EXC	07-12	CAST REPLICA		66.4	66.34	250		903077	----	----	----
250 EXC	07-12	CAST REPLICA		66.4	66.35	250		903078	----	----	----
250 EXC-F	01-06	FORGED BIG BORE		77	76.96	280	2	----	901252	903728	901683
250 EXC-F	01-06	FORGED REPLICA	STD	75	74.95	250		----	901251	903729	901683
250 EXC-F	01-06	FORGED HIGH COMP	STD	75	74.95	250		----	901253	903729	901683
250 EXC-F	07-12	FORGED REPLICA	12.8:1	76	75.96	250		----	901318	903730	901683
250 EXC-F	07-12	FORGED REPLICA	12.8:1	76	75.97	250		----	901859	903730	901675
250 EXC-F	07-12	FORGED REPLICA	12.8:1	76	75.98	250		----	901860	903730	901675
250 EXC-F	07-12	FORGED HIGH COMP	13.3:1	76	75.96	250		----	901319	903730	901683
250 EXC-F	07-12	FORGED HIGH COMP	13.3:1	76	75.97	250		----	901852	903730	901675
250 EXC-F	07-12	FORGED HIGH COMP	13.3:1	76	75.98	250		----	901853	903730	901675
250 SX	05	CAST REPLICA	STD	66.4	66.35	250		903085	----	----	----
250 SX	05	CAST REPLICA	STD	66.4	66.35	250		----	901290	901103	901682
250 SX	06	CAST REPLICA		66.4	66.34	250		903074	----	----	----
250 SX	06	CAST REPLICA		66.4	66.35	250		903075	----	----	----
250 SX	90-94	CAST REPLICA	STD	67.5	67.45	250		----	901159	901105	901676
250 SX	96-99	CAST REPLICA	STD	67.5	67.45	250		----	901160	901105	901676
250 SX	00-02	CAST REPLICA	STD	66.4	66.35	250		----	901181	901103	901682
250 SX	03-04	CAST REPLICA	STD	66.4	66.35	250		903086	----	----	----
250 SX	03-04	CAST REPLICA	STD	66.4	66.35	250		----	901222	901103	901673
250 SX	06-16	CAST REPLICA	STD	66.4	66.34	250		----	901537	901118	901673
250 SX	06-16	CAST REPLICA	STD	66.4	66.35	250		----	901538	901118	901673
250 SX	07-14	CAST REPLICA		66.4	66.34	250		903077	----	----	----
250 SX	07-14	CAST REPLICA		66.4	66.35	250		903078	----	----	----
250 SX-F	16	FORGED REPLICA	14.4:1	78	77.96	250		----	903547	903731	901778
250 SX-F	16	FORGED REPLICA	14.4:1	78	77.97	250		----	903548	903731	901778
250 SX-F	16	FORGED REPLICA	14.4:1	78	77.98	250		----	903549	903731	901778
250 SX-F	16	FORGED HIGH COMP		78	77.96	250		----	903550	903731	901778
250 SX-F	16	FORGED HIGH COMP		78	77.97	250		----	903551	903731	901778
250 SX-F	16	FORGED HIGH COMP		78	77.98	250		----	903552	903731	901778
250 SX-F	16	FORGED HIGH COMP		78	77.96	250		----	903553	903731	901778
250 SX-F	16	FORGED HIGH COMP		78	77.97	250		----	903554	903731	901778
250 SX-F	16	FORGED HIGH COMP		78	77.98	250		----	903555	903731	901778
250 SX-F	06-11	FORGED BIG BORE	13.3:1	84	83.96	305	8	----	901332	903677	901675
250 SX-F	06-11	FORGED BIG BORE	13.3:1	80	79.96	276	4	----	901330	903684	901675
250 SX-F	06-11	FORGED BIG BORE	13.3:1	80	79.97	276	4	----	901854	903684	901675
250 SX-F	06-11	FORGED BIG BORE	13.3:1	80	79.98	276	4	----	901855	903684	901675
250 SX-F	06-12	FORGED REPLICA	12.8:1	76	75.96	250		----	901318	903730	901683
250 SX-F	06-12	FORGED REPLICA	12.8:1	76	75.97	250		----	901859	903730	901675
250 SX-F	06-12	FORGED REPLICA	12.8:1	76	75.98	250		----	901860	903730	901675
250 SX-F	06-12	FORGED HIGH COMP	13.3:1	76	75.96	250		----	901319	903730	901683
250 SX-F	06-12	FORGED HIGH COMP	13.3:1	76	75.97	250		----	901852	903730	901675
250 SX-F	06-12	FORGED HIGH COMP	13.3:1	76	75.98	250		----	901853	903730	901675
250 SX-F	09-12	FORGED REPLICA	12.8:1	76	75.96	250		903420	----	----	----
250 SX-F	09-12	FORGED REPLICA	12.8:1	76	75.97	250		903421	----	----	----
250 SX-F	09-12	FORGED REPLICA	12.8:1	76	75.98	250		903422	----	----	----
250 SX-F	09-12	FORGED HIGH COMP	13.3:1	76	75.96	250		903423	----	----	----



## VERTEX PISTONS

MODEL	YEAR	VERSION	COMP. RATIO	CYLINDER BORE (MM)	PISTON DIAM. (MM)	DIS-PLACEMENT	SIZE OVER STD	TOP END PISTON KIT	PISTON KIT	REPLACE-MENT RING(S)	CIRCLIP
<b>KTM CONTINUED</b>											
250 SX-F	09-12	FORGED HIGH COMP	13.3:1	76	75.97	250		903424	-----	-----	-----
250 SX-F	09-12	FORGED HIGH COMP	13.3:1	76	75.98	250		903425	-----	-----	-----
250 SX-F	13-15	FORGED REPLICIA	13.9/12.8	78	77.96	250		-----	901812	903675	901778
250 SX-F	13-15	FORGED REPLICIA	13.9/12.8	78	77.97	250		-----	901813	903675	901778
250 SX-F	13-15	FORGED REPLICIA	13.9/12.8	78	77.98	250		-----	901814	903675	901778
250 SX-F	13-15	FORGED HIGH COMP	14.3/13.2	78	77.96	250		-----	901805	903675	901778
250 SX-F	13-15	FORGED HIGH COMP	14.3/13.2	78	77.97	250		-----	901806	903675	901778
250 SX-F	13-15	FORGED HIGH COMP	14.3/13.2	78	77.98	250		-----	901807	903675	901778
250 SX-F	13-15	FORGED BIG BORE	13.9/12.8	81	80.96	270	3	-----	901856	903680	901778
250 SX-F	13-15	FORGED BIG BORE	13.9/12.8	81	80.97	270	3	-----	901857	903680	901778
250 SX-F	13-15	FORGED BIG BORE	13.9/12.8	81	80.98	270	3	-----	901858	903680	901778
250 SX-F	13-15	FORGED HIGH COMP	14.5/13.4	78	77.96	250		-----	901808	903675	901778
250 SX-F	13-15	FORGED HIGH COMP	14.5/13.4	78	77.97	250		-----	901809	903675	901778
250 SX-F	13-15	FORGED HIGH COMP	14.5/13.4	78	77.98	250		-----	901810	903675	901778
250 XC	06	CAST REPLICIA		66.4	66.34	250		903074	-----	-----	-----
250 XC	06	CAST REPLICIA		66.4	66.35	250		903075	-----	-----	-----
250 XC	06-16	CAST REPLICIA	STD	66.4	66.34	250		-----	901537	901118	901673
250 XC	06-16	CAST REPLICIA	STD	66.4	66.35	250		-----	901538	901118	901673
250 XC-F	16	FORGED REPLICIA	14.4:1	78	77.96	250		-----	903547	903731	901778
250 XC-F	16	FORGED REPLICIA	14.4:1	78	77.97	250		-----	903548	903731	901778
250 XC-F	16	FORGED REPLICIA	14.4:1	78	77.98	250		-----	903549	903731	901778
250 XC-F	16	FORGED HIGH COMP		78	77.96	250		-----	903550	903731	901778
250 XC-F	16	FORGED HIGH COMP		78	77.97	250		-----	903551	903731	901778
250 XC-F	16	FORGED HIGH COMP		78	77.98	250		-----	903552	903731	901778
250 XC-F	16	FORGED HIGH COMP		78	77.96	250		-----	903553	903731	901778
250 XC-F	16	FORGED HIGH COMP		78	77.97	250		-----	903554	903731	901778
250 XC-F	16	FORGED HIGH COMP		78	77.98	250		-----	903555	903731	901778
250 XC-F	07-12	FORGED REPLICIA	12.8:1	76	75.96	250		-----	901318	903730	901683
250 XC-F	07-12	FORGED REPLICIA	12.8:1	76	75.97	250		-----	901859	903730	901675
250 XC-F	07-12	FORGED REPLICIA	12.8:1	76	75.98	250		-----	901860	903730	901675
250 XC-F	07-12	FORGED HIGH COMP	13.3:1	76	75.96	250		-----	901319	903730	901683
250 XC-F	07-12	FORGED HIGH COMP	13.3:1	76	75.97	250		-----	901852	903730	901675
250 XC-F	07-12	FORGED HIGH COMP	13.3:1	76	75.98	250		-----	901853	903730	901675
250 XC-F	09-12	FORGED REPLICIA	12.8:1	76	75.96	250		903420	-----	-----	-----
250 XC-F	09-12	FORGED REPLICIA	12.8:1	76	75.97	250		903421	-----	-----	-----
250 XC-F	09-12	FORGED REPLICIA	12.8:1	76	75.98	250		903422	-----	-----	-----
250 XC-F	09-12	FORGED HIGH COMP	13.3:1	76	75.96	250		903423	-----	-----	-----
250 XC-F	09-12	FORGED HIGH COMP	13.3:1	76	75.97	250		903424	-----	-----	-----
250 XC-F	09-12	FORGED HIGH COMP	13.3:1	76	75.98	250		903425	-----	-----	-----
250 XC-F	13-15	FORGED REPLICIA	13.9/12.8	78	77.96	250		-----	901812	903675	901778

- accessories
- body
- handlebar & grips
- cables & levers
- exhaust
- engine**
- fuel & intake
- electrical & ignition
- clutch
- drive
- bearings
- brakes
- steering & suspension
- tires
- tools & shop

# ENGINE

## VERTEX PISTONS

MODEL	YEAR	VERSION	COMP. RATIO	CYLINDER BORE (MM)	PISTON DIAM. (MM)	DIS-PLACEMENT	SIZE OVER STD	TOP END PISTON KIT	PISTON KIT	REPLACE-MENT RING(S)	CIRCLIP
<b>KTM CONTINUED</b>											
250 XC-F	13-15	FORGED REPLICA	13.9/12.8	78	77.97	250		----	901813	903675	901778
250 XC-F	13-15	FORGED REPLICA	13.9/12.8	78	77.98	250		----	901814	903675	901778
250 XC-F	13-15	FORGED HIGH COMP	14.3/13.2	78	77.96	250		----	901805	903675	901778
250 XC-F	13-15	FORGED HIGH COMP	14.3/13.2	78	77.97	250		----	901806	903675	901778
250 XC-F	13-15	FORGED HIGH COMP	14.3/13.2	78	77.98	250		----	901807	903675	901778
250 XC-F	13-15	FORGED BIG BORE	13.9/12.8	81	80.96	270	3	----	901856	903680	901778
250 XC-F	13-15	FORGED BIG BORE	13.9/12.8	81	80.97	270	3	----	901857	903680	901778
250 XC-F	13-15	FORGED BIG BORE	13.9/12.8	81	80.98	270	3	----	901858	903680	901778
250 XC-F	13-15	FORGED HIGH COMP	14.5/13.4	78	77.96	250		----	901808	903675	901778
250 XC-F	13-15	FORGED HIGH COMP	14.5/13.4	78	77.97	250		----	901809	903675	901778
250 XC-F	13-15	FORGED HIGH COMP	14.5/13.4	78	77.98	250		----	901810	903675	901778
250 XCF-W	07-12	FORGED REPLICA	12.8:1	76	75.96	250		----	901318	903730	901683
250 XCF-W	07-12	FORGED REPLICA	12.8:1	76	75.97	250		----	901859	903730	901675
250 XCF-W	07-2012	FORGED REPLICA	12.8:1	76	75.98	250		----	901860	903730	901675
250 XCF-W	07-12	FORGED HIGH COMP	13.3:1	76	75.96	250		----	901319	903730	901683
250 XCF-W	07-12	FORGED HIGH COMP	13.3:1	76	75.97	250		----	901852	903730	901675
250 XCF-W	07-12	FORGED HIGH COMP	13.3:1	76	75.98	250		----	901853	903730	901675
250 XCF-W	09-12	FORGED REPLICA	12.8:1	76	75.96	250		903420	----	----	----
250 XCF-W	09-12	FORGED REPLICA	12.8:1	76	75.97	250		903421	----	----	----
250 XCF-W	09-12	FORGED REPLICA	12.8:1	76	75.98	250		903422	----	----	----
250 XCF-W	09-12	FORGED HIGH COMP	13.3:1	76	75.96	250		903423	----	----	----
250 XCF-W	09-12	FORGED HIGH COMP	13.3:1	76	75.97	250		903424	----	----	----
250 XCF-W	09-12	FORGED HIGH COMP	13.3:1	76	75.98	250		903425	----	----	----
250 XCF-W	14-15	FORGED HIGH COMP	14.3/13.2	78	77.98	250		----	901807	903675	901778
250 XCF-W	14-16	FORGED REPLICA	13.9/12.8	78	77.96	250		----	901812	903675	901778
250 XCF-W	14-16	FORGED REPLICA	13.9/12.8	78	77.97	250		----	901813	903675	901778
250 XCF-W	14-16	FORGED REPLICA	13.9/12.8	78	77.98	250		----	901814	903675	901778
250 XCF-W	14-16	FORGED HIGH COMP	14.3/13.2	78	77.96	250		----	901805	903675	901778
250 XCF-W	14-16	FORGED HIGH COMP	14.3/13.2	78	77.97	250		----	901806	903675	901778
250 XCF-W	14-16	FORGED BIG BORE	13.9/12.8	81	80.96	270	3	----	901856	903680	901778
250 XCF-W	14-16	FORGED BIG BORE	13.9/12.8	81	80.97	270	3	----	901857	903680	901778
250 XCF-W	14-16	FORGED BIG BORE	13.9/12.8	81	80.98	270	3	----	901858	903680	901778
250 XCF-W	14-16	FORGED HIGH COMP	14.5/13.4	78	77.96	250		----	901808	903675	901778
250 XCF-W	14-16	FORGED HIGH COMP	14.5/13.4	78	77.97	250		----	901809	903675	901778

## VERTEX PISTONS

MODEL	YEAR	VERSION	COMP. RATIO	CYLINDER BORE (MM)	PISTON DIAM. (MM)	DIS-PLACEMENT	SIZE OVER STD	TOP END PISTON KIT	PISTON KIT	REPLACE-MENT RING(S)	CIRCLIP
<b>KTM CONTINUED</b>											
250 XCF-W	14-16	FORGED HIGH COMP	14.5/13.4	78	77.98	250		----	901810	903675	901778
250 XC-W	06	CAST REPLIC		66.4	66.34	250		903074	----	----	----
250 XC-W	06	CAST REPLIC		66.4	66.35	250		903075	----	----	----
250 XC-W	06-16	CAST REPLIC	STD	66.4	66.34	250		----	901537	901118	901673
250 XC-W	06-16	CAST REPLIC	STD	66.4	66.35	250		----	901538	901118	901673
300 EXC	04	CAST REPLIC		72	71.95	300		903087	----	----	----
300 EXC	04-14	CAST REPLIC	STD	72	71.94	300		----	901817	901106	901673
300 EXC	04-14	CAST REPLIC	STD	72	71.95	300		----	901356	901106	901673
300 EXC	04-14	CAST REPLIC	STD	72	71.96	300		----	901818	901106	901673
300 EXC	05-07	CAST REPLIC		72	71.95	300		903088	----	----	----
300 EXC	08-12	CAST REPLIC		72	71.95	300		903089	----	----	----
300 MXC	04-05	CAST REPLIC	STD	72	71.94	300		----	901817	901106	901673
300 XC	06-16	CAST REPLIC	STD	72	71.94	300		----	901817	901106	901673
300 XC	06-16	CAST REPLIC	STD	72	71.95	300		----	901356	901106	901673
300 XC	06-16	CAST REPLIC	STD	72	71.96	300		----	901818	901106	901673
300 XC	08-12	CAST REPLIC		72	71.95	300		903089	----	----	----
300 XC-W	06-16	CAST REPLIC	STD	72	71.94	300		----	901817	901106	901673
300 XC-W	06-16	CAST REPLIC	STD	72	71.95	300		----	901356	901106	901673
300 XC-W	06-16	CAST REPLIC	STD	72	71.96	300		----	901818	901106	901673
300 XC-W	08-12	CAST REPLIC		72	71.95	300		903089	----	----	----
350 EXC-F	12-16	FORGED REPLIC	13.5/12.8	88	87.96	350		----	901550	903701	901687
350 EXC-F	12-16	FORGED REPLIC	13.5/12.8	88	87.97	350		----	901799	903701	901687
350 EXC-F	12-16	FORGED REPLIC	13.5/12.8	88	87.98	350		----	901800	903701	901687
350 EXC-F	12-16	FORGED REPLIC	12.3:1	88	87.96	350		----	901801	903701	901687
350 EXC-F	12-16	FORGED REPLIC	12.3:1	88	87.97	350		----	901802	903701	901687
350 EXC-F	12-16	FORGED REPLIC	12.3:1	88	87.98	350		----	901803	903701	901687
350 SX-F	16	FORGED REPLIC	0.584	88	87.96	350		----	903557	903701	901687
350 SX-F	16	FORGED REPLIC	0.584	88	87.97	350		----	903558	903701	901687
350 SX-F	16	FORGED REPLIC	0.584	88	87.98	350		----	903559	903701	901687
350 SX-F	16	FORGED HIGH COMP		88	87.96	350		----	----	903701	901687
350 SX-F	16	FORGED HIGH COMP		88	87.97	350		----	903561	903701	901687
350 SX-F	16	FORGED HIGH COMP		88	87.98	350		----	903562	903701	901687
350 SX-F	11-12	FORGED REPLIC	13.5:1	88	87.96	350		903426	----	----	----
350 SX-F	11-12	FORGED REPLIC	13.5:1	88	87.97	350		903427	----	----	----
350 SX-F	11-12	FORGED REPLIC	13.5:1	88	87.98	350		903428	----	----	----
350 SX-F	11-12	FORGED REPLIC	13.5/12.8	88	87.96	350		----	901550	903701	901687
350 SX-F	11-12	FORGED REPLIC	13.5/12.8	88	87.97	350		----	901799	903701	901687
350 SX-F	11-12	FORGED REPLIC	13.5/12.8	88	87.98	350		----	901800	903701	901687
350 SX-F	11-12	FORGED HIGH COMP	14.0:1	88	87.96	350		----	901551	903701	901687
350 SX-F	11-12	FORGED HIGH COMP	14.0:1	88	87.97	350		----	901866	903701	901687
350 SX-F	11-12	FORGED HIGH COMP	14.0:1	88	87.98	350		----	901867	903701	901687
350 SX-F	11-12	FORGED HIGH COMP	14.5:1	88	87.96	350		----	901868	903701	901687
350 SX-F	11-12	FORGED HIGH COMP	14.5:1	88	87.97	350		----	901869	903701	901687
350 SX-F	11-12	FORGED HIGH COMP	14.5:1	88	87.98	350		----	901870	903701	901687

- accessories
- body
- handlebar & grips
- cables & levers
- exhaust
- engine**
- fuel & intake
- electrical & ignition
- clutch
- drive
- bearings
- brakes
- steering & suspension
- tires
- tools & shop

# ENGINE

## VERTEX PISTONS

MODEL	YEAR	VERSION	COMP. RATIO	CYLINDER BORE (MM)	PISTON DIAM. (MM)	DIS-PLACEMENT	SIZE OVER STD	TOP END PISTON KIT	PISTON KIT	REPLACE-MENT RING(S)	CIRCLIP
<b>KTM CONTINUED</b>											
350 SX-F	11-15	FORGED BIG BORE	13.5:1	90	89.96	366	2	----	901566	903706	901687
350 SX-F	11-15	FORGED BIG BORE	13.5:1	90	89.97	366	2	----	901861	903706	901687
350 SX-F	11-15	FORGED BIG BORE	13.5:1	90	89.98	366	2	----	901862	903706	901687
350 SX-F	13-15	FORGED REPLICA	13.6:1	88	87.96	350		----	901871	903701	901687
350 SX-F	13-15	FORGED REPLICA	13.6:1	88	87.97	350		----	901872	903701	901687
350 SX-F	13-15	FORGED REPLICA	13.6:1	88	87.98	350		----	901873	903701	901687
350 SX-F	13-15	FORGED HIGH COMP	14.1:1	88	87.96	350		----	901863	903701	901687
350 SX-F	13-15	FORGED HIGH COMP	14.1:1	88	87.97	350		----	901864	903701	901687
350 SX-F	13-15	FORGED HIGH COMP	14.1:1	88	87.98	350		----	901865	903701	901687
350 XC-F	12	FORGED REPLICA	13.5:1	88	87.96	350		903426	----	----	----
350 XC-F	12	FORGED REPLICA	13.5:1	88	87.97	350		903427	----	----	----
350 XC-F	12	FORGED REPLICA	13.5:1	88	87.98	350		903428	----	----	----
350 XC-F	12	FORGED REPLICA	13.5/ 12.8	88	87.96	350		----	901550	903701	901687
350 XC-F	12	FORGED REPLICA	13.5/ 12.8	88	87.97	350		----	901799	903701	901687
350 XC-F	12	FORGED REPLICA	13.5/ 12.8	88	87.98	350		----	901800	903701	901687
350 XC-F	16	FORGED REPLICA	0.584	88	87.96	350		----	903557	903701	901687
350 XC-F	16	FORGED REPLICA	0.584	88	87.97	350		----	903558	903701	901687
350 XC-F	16	FORGED REPLICA	0.584	88	87.98	350		----	903559	903701	901687
350 XC-F	16	FORGED HIGH COMP		88	87.96	350		----	----	903701	901687
350 XC-F	16	FORGED HIGH COMP		88	87.97	350		----	903561	903701	901687
350 XC-F	16	FORGED HIGH COMP		88	87.98	350		----	903562	903701	901687
350 XC-F	12-15	FORGED BIG BORE	13.5:1	90	89.96	366	2	----	901566	903706	901687
350 XC-F	12-15	FORGED BIG BORE	13.5:1	90	89.97	366	2	----	901861	903706	901687
350 XC-F	12-15	FORGED BIG BORE	13.5:1	90	89.98	366	2	----	901862	903706	901687
350 XC-F	13-15	FORGED REPLICA	13.6:1	88	87.96	350		----	901871	903701	901687
350 XC-F	13-15	FORGED REPLICA	13.6:1	88	87.97	350		----	901872	903701	901687
350 XC-F	13-15	FORGED REPLICA	13.6:1	88	87.98	350		----	901873	903701	901687
350 XC-F	13-15	FORGED HIGH COMP	14.1:1	88	87.96	350		----	901863	903701	901687
350 XC-F	13-15	FORGED HIGH COMP	14.1:1	88	87.97	350		----	901864	903701	901687
350 XC-F	13-15	FORGED HIGH COMP	14.1:1	88	87.98	350		----	901865	903701	901687
350 XCF-W	12-16	FORGED REPLICA	13.5/ 12.8	88	87.96	350		----	901550	903701	901687
350 XCF-W	12-16	FORGED REPLICA	13.5/ 12.8	88	87.97	350		----	901799	903701	901687
350 XCF-W	12-16	FORGED REPLICA	13.5/ 12.8	88	87.98	350		----	901800	903701	901687
350 XCF-W	12-16	FORGED REPLICA	12.3:1	88	87.96	350		----	901801	903701	901687
350 XCF-W	12-16	FORGED REPLICA	12.3:1	88	87.97	350		----	901802	903701	901687
350 XCF-W	12-16	FORGED REPLICA	12.3:1	88	87.98	350		----	901803	903701	901687
360 EXC	96-97	CAST REPLICA	STD	78	77.95	360		----	901171	901110	901673
360 EXC	96-97	REPLICA		78	77.96	360		----	903563	901110	901673
380 EXC	98-01	CAST REPLICA	STD	78	77.95	360		----	901171	901110	901673
380 EXC	98-01	REPLICA		78	77.96	360		----	903563	901110	901673
450 EXC	03-07	FORGED REPLICA	0.459	89	88.94	450		----	901344	903733	901683
450 EXC	03-07	FORGED REPLICA	0.459	89	88.95	450		----	901345	903733	901683
450 EXC	03-07	FORGED HIGH COMP	0.501	89	88.94	450		----	901348	903733	901683
450 EXC	03-07	FORGED HIGH COMP	0.501	89	88.95	450		----	901349	903733	901683
450 EXC	08-11	FORGED BIG BORE	11.9:1	102	101.95	518	7	----	901354	903703	901684

## VERTEX PISTONS

MODEL	YEAR	VERSION	COMP. RATIO	CYLINDER BORE (MM)	PISTON DIAM. (MM)	DIS-PLACEMENT	SIZE OVER STD	TOP END PISTON KIT	PISTON KIT	REPLACE-MENT RING(S)	CIRCLIP
<b>KTM CONTINUED</b>											
450 EXC	08-11	FORGED REPLICA	11.9:1	95	94.95	450		----	901363	903702	901684
450 EXC	08-11	FORGED HIGH COMP	12.8:1	95	94.95	450		----	901364	903702	901684
450 EXC-R	08-11	FORGED BIG BORE	11.9:1	102	101.95	518	7	----	901354	903703	901684
450 EXC-R	08-11	FORGED REPLICA	11.9:1	95	94.95	450		----	901363	903702	901684
450 EXC-R	08-11	FORGED HIGH COMP	12.8:1	95	94.95	450		----	901364	903702	901684
450 SX-F	16	FORGED REPLICA	12.6:1	95	94.95	450		----	903564	903702	----
450 SX-F	16	FORGED REPLICA	12.6:1	95	94.96	450		----	903565	903702	----
450 SX-F	16	FORGED REPLICA	12.6:1	95	94.97	450		----	903566	903702	----
450 SX-F	16	FORGED HIGH COMP		95	94.95	450		----	903567	903702	----
450 SX-F	16	FORGED HIGH COMP		95	94.96	450		----	903568	903702	----
450 SX-F	16	FORGED HIGH COMP		95	94.97	450		----	903569	903702	----
450 SX-F	16	FORGED HIGH COMP		98	94.95	450		----	903570	903702	----
450 SX-F	16	FORGED HIGH COMP		95	94.96	450		----	903571	903702	----
450 SX-F	16	FORGED HIGH COMP		95	94.97	450		----	903572	903702	----
450 SX-F	03-06	FORGED BIG BORE		97	96.96	470	2	----	----	903734	901683
450 SX-F	03-06	FORGED REPLICA	12.0:1	95	94.95	450		----	901229	903735	901683
450 SX-F	03-06	FORGED HIGH COMP	0.542	95	94.95	450		----	901246	903735	901683
450 SX-F	07-12	FORGED REPLICA	12.5:1	97	96.93	450		----	901350	903707	901684
450 SX-F	07-12	FORGED REPLICA	12.5:1	97	96.94	450		----	901713	903707	901684
450 SX-F	07-12	FORGED REPLICA	12.5:1	97	96.95	450		----	901351	903707	901684
450 SX-F	07-12	FORGED HIGH COMP	13.2:1	97	96.93	450		----	901352	903707	901684
450 SX-F	07-12	FORGED HIGH COMP	13.2:1	97	96.95	450		----	901353	903707	901684
450 SX-F	13-15	FORGED REPLICA	12.6:1	95	94.95	450		----	901886	903702	901684
450 SX-F	13-15	FORGED REPLICA	12.6:1	95	94.96	450		----	901887	903702	901684
450 SX-F	13-15	FORGED REPLICA	12.6:1	95	94.97	450		----	901888	903702	901684
450 SX-F	13-15	FORGED HIGH COMP	13.2:1	95	94.95	450		----	901880	903707	901684
450 SX-F	13-15	FORGED HIGH COMP	13.2:1	95	94.96	450		----	901881	903707	901684
450 SX-F	13-15	FORGED HIGH COMP	13.2:1	95	94.97	450		----	901882	903707	901684
450 SX-F	13-15	FORGED HIGH COMP	13.5:1	95	94.95	450		----	901883	903707	901684
450 SX-F	13-15	FORGED HIGH COMP	13.5:1	95	94.96	450		----	901884	903707	901684
450 SX-F	13-15	FORGED HIGH COMP	13.5:1	95	94.97	450		----	901885	903707	901684
450 XC-F	16	FORGED REPLICA	12.6:1	95	94.95	450		----	903564	903702	----
450 XC-F	16	FORGED REPLICA	12.6:1	95	94.96	450		----	903565	903702	----
450 XC-F	16	FORGED REPLICA	12.6:1	95	94.97	450		----	903566	903702	----
450 XC-F	16	FORGED HIGH COMP		95	94.95	450		----	903567	903702	----
450 XC-F	16	FORGED HIGH COMP		95	94.96	450		----	903568	903702	----
450 XC-F	16	FORGED HIGH COMP		95	94.97	450		----	903569	903702	----
450 XC-F	16	FORGED HIGH COMP		98	94.95	450		----	903570	903702	----
450 XC-F	16	FORGED HIGH COMP		95	94.96	450		----	903571	903702	----
450 XC-F	16	FORGED HIGH COMP		95	94.97	450		----	903572	903702	----
450 XC-F	06-07	FORGED REPLICA	0.459	89	88.94	450		----	901344	903733	901683
450 XC-F	06-07	FORGED REPLICA	0.459	89	88.95	450		----	901345	903733	901683
450 XC-F	06-07	FORGED HIGH COMP	0.501	89	88.94	450		----	901348	903733	901683
450 XC-F	06-07	FORGED HIGH COMP	0.501	89	88.95	450		----	901349	903733	901683
450 XC-F	08-09	FORGED REPLICA	12.5:1	97	96.93	450		----	901350	903707	901684
450 XC-F	08-09	FORGED REPLICA	12.5:1	97	96.94	450		----	901713	903707	901684
450 XC-F	08-09	FORGED REPLICA	12.5:1	97	96.95	450		----	901351	903707	901684
450 XC-F	08-09	FORGED HIGH COMP	13.2:1	97	96.93	450		----	901352	903707	901684
450 XC-F	08-09	FORGED HIGH COMP	13.2:1	97	96.95	450		----	901353	903707	901684

- accessories
- body
- handlebar & grips
- cables & levers
- exhaust
- engine
- fuel & intake
- electrical & ignition
- clutch
- drive
- bearings
- brakes
- steering & suspension
- tires
- tools & shop

# ENGINE

## VERTEX PISTONS

MODEL	YEAR	VERSION	COMP. RATIO	CYLINDER BORE (MM)	PISTON DIAM. (MM)	DIS-PLACEMENT	SIZE OVER STD	TOP END PISTON KIT	PISTON KIT	REPLACE-MENT RING(S)	CIRCLIP
<b>KTM CONTINUED</b>											
450 XC-F	13-15	FORGED REPLICA	12.6:1	95	94.95	450		----	901886	903702	901684
450 XC-F	13-15	FORGED REPLICA	12.6:1	95	94.96	450		----	901887	903702	901684
450 XC-F	13-15	FORGED REPLICA	12.6:1	95	94.97	450		----	901888	903702	901684
450 XC-F	13-15	FORGED HIGH COMP	13.2:1	95	94.95	450		----	901880	903707	901684
450 XC-F	13-15	FORGED HIGH COMP	13.2:1	95	94.96	450		----	901881	903707	901684
450 XC-F	13-15	FORGED HIGH COMP	13.2:1	95	94.97	450		----	901882	903707	901684
450 XC-F	13-15	FORGED HIGH COMP	13.5:1	95	94.95	450		----	901883	903707	901684
450 XC-F	13-15	FORGED HIGH COMP	13.5:1	95	94.96	450		----	901884	903707	901684
450 XC-F	13-15	FORGED HIGH COMP	13.5:1	95	94.97	450		----	901885	903707	901684
450 XC-W	08-11	FORGED REPLICA	11.9:1	95	94.95	450		----	901363	903702	901684
450 XC-W	08-11	FORGED HIGH COMP	12.8:1	95	94.95	450		----	901364	903702	901684
450 XC-W	12-16	FORGED REPLICA	11.8:1	95	94.95	450		----	901877	903702	901791
450 XC-W	12-16	FORGED REPLICA	11.8:1	95	94.96	450		----	901878	903702	901791
450 XC-W	12-16	FORGED REPLICA	11.8:1	95	94.97	450		----	901879	903702	901791
450 XC-W	12-16	FORGED HIGH COMP	12.3:1	95	94.95	450		----	901874	903702	901791
450 XC-W	12-16	FORGED HIGH COMP	12.3:1	95	94.96	450		----	901875	903702	901791
450 XC-W	12-16	FORGED HIGH COMP	12.3:1	95	94.97	450		----	901876	903702	901791
50 SX	01-08	CAST REPLICA		39.5	39.47	50		903096	----	----	----
50 SX	01-08	CAST REPLICA		39.5	39.47	50		----	901196	901568	901677
50 SX	09-14	CAST REPLICA		39.5	39.47	50		903097	----	----	----
50 SX	09-16	CAST REPLICA		39.5	39.46	50		----	901889	901568	901677
50 SX	09-16	CAST REPLICA		39.5	39.47	50		----	901387	901568	901677
50 SX	09-16	CAST REPLICA		39.5	39.48	50		----	901890	901568	901677
500 EXC	12-16	FORGED REPLICA	11.8:1	95	94.95	510		----	901891	903702	901791
500 EXC	12-16	FORGED REPLICA	11.8:1	95	94.96	510		----	901892	903702	901791
500 EXC	12-16	FORGED REPLICA	11.8:1	95	94.97	510		----	901893	903702	901791
500 XC-W	12-16	FORGED REPLICA	11.8:1	95	94.95	510		----	901891	903702	901791
500 XC-W	12-16	FORGED REPLICA	11.8:1	95	94.96	510		----	901892	903702	901791
500 XC-W	12-16	FORGED REPLICA	11.8:1	95	94.97	510		----	901893	903702	901791
505 SX	08-09	FORGED REPLICA	12.5:1	100	99.94	505		----	901386	903686	901681
505 SX	08-09	FORGED REPLICA	12.5:1	100	99.95	505		----	901714	903686	901681
520 EXC	00-02	FORGED BIG BORE		97	96.96	530	2	----	901237	903734	901683
520 EXC	00-02	FORGED REPLICA	0.459	95	94.93	510		----	901230	903735	901683
520 EXC	00-02	FORGED REPLICA	11.0:1	95	94.94	510		----	901231	903735	901683
520 EXC	00-02	FORGED HIGH COMP	12.5:1	95	94.93	510		----	901247	903735	901683
520 EXC	00-02	FORGED HIGH COMP	12.5:1	95	94.94	510		----	901248	903735	901683
520 SX	00-02	FORGED BIG BORE		97	96.96	530	2	----	901237	903734	901683
520 SX	00-02	FORGED REPLICA	0.459	95	94.93	510		----	901230	903735	901683
520 SX	00-02	FORGED REPLICA	11.0:1	95	94.94	510		----	901231	903735	901683
520 SX	00-02	FORGED HIGH COMP	12.5:1	95	94.93	510		----	901247	903735	901683
520 SX	00-02	FORGED HIGH COMP	12.5:1	95	94.94	510		----	901248	903735	901683
525 EXC	03-07	FORGED BIG BORE		97	96.96	530	2	----	901237	903734	901683
525 EXC	03-07	FORGED REPLICA	0.459	95	94.93	510		----	901230	903735	901683
525 EXC	03-07	FORGED REPLICA	11.0:1	95	94.94	510		----	901231	903735	901683
525 EXC	03-07	FORGED HIGH COMP	12.5:1	95	94.93	510		----	901247	903735	901683
525 EXC	03-07	FORGED HIGH COMP	12.5:1	95	94.94	510		----	901248	903735	901683
525 SX	03-07	FORGED BIG BORE		97	96.96	530	2	----	901237	903734	901683
525 SX	03-07	FORGED REPLICA	0.459	95	94.93	510		----	901230	903735	901683
525 SX	03-07	FORGED REPLICA	11.0:1	95	94.94	510		----	901231	903735	901683
525 SX	03-07	FORGED HIGH COMP	12.5:1	95	94.93	510		----	901247	903735	901683

## VERTEX PISTONS

MODEL	YEAR	VERSION	COMP. RATIO	CYLINDER BORE (MM)	PISTON DIAM. (MM)	DIS-PLACEMENT	SIZE OVER STD	TOP END PISTON KIT	PISTON KIT	REPLACE-MENT RING(S)	CIRCLIP
<b>KTM CONTINUED</b>											
525 SX	03-07	FORGED HIGH COMP	12.5:1	95	94.94	510		----	901248	903735	901683
530 EXC-R	08-12	FORGED BIG BORE		102	101.95	590	7	----	----	903703	901684
530 EXC-R	08-12	FORGED REPLICA	11.9:1	95	94.94	510		----	901894	903702	901684
530 EXC-R	08-12	FORGED REPLICA	11.9:1	95	94.95	510		----	901365	903702	901684
530 EXC-R	08-12	FORGED HIGH COMP	12.7:1	95	94.95	510		----	901366	903702	901684
65 SX	97-08	CAST BIG BORE		47	46.95	71	2	----	901066	901567	901677
65 SX	97-08	CAST REPLICA		45	44.96	65		----	901895	901569	901677
65 SX	97-08	CAST REPLICA	STD	45	44.97	65		----	901161	901569	901677
65 SX	00-08	CAST REPLICA	STD	45	44.97	65		903098	----	----	----
65 SX	09-12	CAST REPLICA		45	44.97	65		903099	----	----	----
65 SX	09-16	CAST REPLICA		45	44.96	65		----	901896	901569	901677
65 SX	09-16	CAST REPLICA		45	44.97	65		----	901388	901569	901677
85 SX	03-12	CAST REPLICA	STD	47	46.95	85		903100	----	----	----
85 SX	03-16	CAST REPLICA	STD	47	46.94	85		----	901897	901567	901674
85 SX	03-16	CAST REPLICA	STD	47	46.95	85		----	901331	901567	901674
85 SX	03-16	CAST REPLICA	STD	47	46.96	85		----	901898	901567	901674
85 SX	13-15	CAST REPLICA	STD	47	46.95	85		903429	----	----	----
<b>SUZUKI</b>											
DRZ 400	00-09	FORGED REPLICA	11.3:1	90	89.96	400		903399	----	----	----
DRZ 400	00-09	FORGED REPLICA	11.3:1	90	89.97	400		903400	----	----	----
DRZ 400	00-09	FORGED REPLICA	11.3:1	90	89.98	400		903401	----	----	----
DRZ 400	00-09	FORGED BIG BORE	11.3:1	91	90.96	407	1	----	901249	903656	901683
DRZ 400	00-09	FORGED BIG BORE	11.3:1	92	91.96	416	2	----	901250	903657	901683
DRZ 400	00-09	FORGED REPLICA	11.3:1	90	89.96	400		----	901232	903658	901683
DRZ 400	00-09	FORGED REPLICA	11.3:1	90	89.97	400		----	901233	903658	901683
DRZ 400	00-09	FORGED REPLICA	11.3:1	90	89.98	400		----	901234	903658	901683
DRZ 400	00-09	FORGED BIG BORE	11.3:1	94	93.95	440	4	----	901445	903659	901683
DRZ 400	00-09	FORGED BIG BORE	11.3:1	94	93.96	440	4	----	901446	903659	901683
DRZ 400	00-09	FORGED BIG BORE	11.3:1	94	93.97	440	4	----	901447	903659	901683
DRZ 400	00-09	FORGED BIG BORE	11.3:1	94	93.98	440	4	----	901712	903659	901683
DRZ 400	00-09	FORGED HIGH COMP	13.5:1	90	89.95	400		----	901469	903658	901683
DRZ 400	00-09	FORGED HIGH COMP	13.5:1	90	89.96	400		----	901470	903658	901683
DRZ 400	00-09	FORGED HIGH COMP	13.5:1	90	89.97	400		----	901471	903658	901683
DRZ 400	00-09	FORGED STROKER	11.3:1	90	89.94	430		----	901518	903658	901683
DRZ 400	00-09	FORGED STROKER	11.3:1	92	91.96	450	2	----	901539	903660	901683
DRZ 400SM	05-09	FORGED REPLICA	11.3:1	90	89.96	400		903399	----	----	----
DRZ 400SM	05-09	FORGED REPLICA	11.3:1	90	89.97	400		903400	----	----	----
DRZ 400SM	05-09	FORGED REPLICA	11.3:1	90	89.98	400		903401	----	----	----
DRZ 400SM	05-09	FORGED BIG BORE	11.3:1	91	90.96	407	1	----	901249	903656	901683
DRZ 400SM	05-09	FORGED BIG BORE	11.3:1	92	91.96	416	2	----	901250	903657	901683
DRZ 400SM	05-09	FORGED REPLICA	11.3:1	90	89.96	400		----	901232	903658	901683
DRZ 400SM	05-09	FORGED REPLICA	11.3:1	90	89.97	400		----	901233	903658	901683
DRZ 400SM	05-09	FORGED REPLICA	11.3:1	90	89.98	400		----	901234	903658	901683
DRZ 400SM	05-09	FORGED BIG BORE	11.3:1	94	93.95	440	4	----	901445	903659	901683
DRZ 400SM	05-09	FORGED BIG BORE	11.3:1	94	93.96	440	4	----	901446	903659	901683
DRZ 400SM	05-09	FORGED BIG BORE	11.3:1	94	93.97	440	4	----	901447	903659	901683
DRZ 400SM	05-09	FORGED BIG BORE	11.3:1	94	93.98	440	4	----	901712	903659	901683
DRZ 400SM	05-09	FORGED HIGH COMP	13.5:1	90	89.95	400		----	901469	903658	901683
DRZ 400SM	05-09	FORGED HIGH COMP	13.5:1	90	89.96	400		----	901470	903658	901683

- accessories
- body
- handlebar & grips
- cables & levers
- exhaust
- engine
- fuel & intake
- electrical & ignition
- clutch
- drive
- bearings
- brakes
- steering & suspension
- tires
- tools & shop

# ENGINE

## VERTEX PISTONS

MODEL	YEAR	VERSION	COMP. RATIO	CYLINDER BORE (MM)	PISTON DIAM. (MM)	DIS-PLACEMENT	SIZE OVER STD	TOP END PISTON KIT	PISTON KIT	REPLACE-MENT RING(S)	CIRCLIP
<b>SUZUKI CONTINUED</b>											
DRZ 400SM	05-09	FORGED HIGH COMP	13.5:1	90	89.97	400		----	901471	903658	901683
DRZ 400SM	05-09	FORGED STROKER	11.3:1	90	89.94	430		----	901518	903658	901683
DRZ 400SM	05-09	FORGED STROKER	11.3:1	92	91.96	450	2	----	901539	903660	901683
RM 100	03	CAST REPLICA		52.5	52.45	99	STD	903039	----	----	----
RM 125	90-99	CAST REPLICA		54	53.95	125		----	901141	901581	901680
RM 125	90-99	CAST REPLICA		54	53.96	125		----	901142	901581	901680
RM 125	90-99	CAST REPLICA		54	53.97	125		----	901143	901581	901680
RM 125	90-99	CAST REPLICA		54	53.98	125		----	901144	901581	901680
RM 125	90-99	CAST RACE		54	53.95	125		----	----	901581	901680
RM 125	90-99	CAST RACE		54	53.96	125		----	----	901581	901680
RM 125	90-99	CAST RACE		54	53.97	125		----	----	901581	901680
RM 125	90-99	CAST RACE		54	53.98	125		----	----	901581	901680
RM 125	90-99	FORGED RACE		54	53.96	125		----	901172	901581	901680
RM 125	00-03	CAST REPLICA	STD	54	53.96	125		903101	----	----	----
RM 125	00-03	CAST REPLICA	STD	54	53.96	125		----	901183	901581	901680
RM 125	04-07	CAST REPLICA		54	53.96	125		903102	----	----	----
RM 125	04-07	CAST REPLICA		54	53.96	125		----	901270	901581	901680
RM 250	98	CAST REPLICA		66.4	66.35	250		----	901170	901103	901682
RM 250	99	CAST REPLICA		66.4	66.35	250		----	901176	901103	901682
RM 250	89-95	CAST REPLICA		67	66.95	250		----	901140	901092	901682
RM 250	96-97	CAST REPLICA		66.4	66.35	250		----	901156	901103	901682
RM 250	00-02	CAST REPLICA		66.4	66.35	250		----	901180	901103	901682
RM 250	03-05	CAST REPLICA		66.4	66.35	250		903103	----	----	----
RM 250	03-08	CAST REPLICA		66.4	66.35	250		----	901201	901103	901682
RM 250	06-08	CAST REPLICA		66.4	66.35	250		903104	----	----	----
RM 65	03-05	CAST REPLICA		44.5	44.45	65		903060	----	----	----
RM 65	03-06	CAST BIG BORE		46.5	46.45	70	2	----	901071	901094	901677
RM 65	03-06	CAST REPLICA		44.5	44.45	65		----	901203	901845	901677
RM 65	03-06	CAST REPLICA		44.5	44.47	65		----	901844	901093	901677
RM 80	91-01	CAST REPLICA		47.5	47.44	80		----	901165	901570	901674
RM 85	02-12	CAST REPLICA	STD	48	47.95	85		903105	----	----	----
RM 85	02-16	CAST BIG BORE		50	49.95	92	2	----	901070	901575	901674
RM 85	02-16	CAST BIG BORE	STD	52	51.95	100	4	----	901080	901576	901674
RM 85	02-16	CAST BIG BORE		53	52.95	103	5	----	901081	901099	901674
RM 85	02-16	CAST REPLICA	STD	48	47.95	85		----	901206	901095	901674
RMZ 250	13	FORGED REPLICA	13.5:1	77	76.95	250		903430	----	----	----
RMZ 250	13	FORGED REPLICA	13.5:1	77	76.96	250		903431	----	----	----
RMZ 250	13	FORGED REPLICA	13.5:1	77	76.97	250		903432	----	----	----
RMZ 250	13	FORGED HIGH COMP	13.9:1	77	76.95	250		903433	----	----	----
RMZ 250	13	FORGED HIGH COMP	13.9:1	77	76.96	250		903434	----	----	----
RMZ 250	13	FORGED HIGH COMP	13.9:1	77	76.97	250		903435	----	----	----
RMZ 250	16	FORGED REPLICA	13.75:1	77	76.95	250		----	903587	903713	----
RMZ 250	16	FORGED REPLICA	13.75:1	77	76.96	250		----	903588	903713	----
RMZ 250	16	FORGED REPLICA	13.75:1	77	76.97	250		----	903589	903713	----
RMZ 250	16	FORGED HIGH COMP		77	76.95	250		----	903590	903713	----
RMZ 250	16	FORGED HIGH COMP		77	76.96	250		----	903591	903713	----
RMZ 250	16	FORGED HIGH COMP		77	76.97	250		----	903592	903713	----
RMZ 250	16	FORGED HIGH COMP		77	76.95	250		----	903593	903713	----
RMZ 250	16	FORGED HIGH COMP		77	76.96	250		----	903594	903748	----



## VERTEX PISTONS

MODEL	YEAR	VERSION	COMP. RATIO	CYLINDER BORE (MM)	PISTON DIAM. (MM)	DIS-PLACEMENT	SIZE OVER STD	TOP END PISTON KIT	PISTON KIT	REPLACE-MENT RING(S)	CIRCLIP
<b>SUZUKI CONTINUED</b>											
RMZ 250	16	FORGED HIGH COMP		77	76.97	250		----	903595	903713	----
RMZ 250	04-06	FORGED BIG BORE	12.6:1	79	78.96	263	2	----	901254	903679	901675
RMZ 250	04-06	FORGED BIG BORE	12.6:1	84	83.96	300	7	----	901315	903677	901675
RMZ 250	04-06	FORGED BIG BORE	12.6:1	83	82.96	290	6	----	901324	903682	901675
RMZ 250	04-06	FORGED REPLICIA	12.6:1	77	76.95	250		----	901255	903713	901675
RMZ 250	04-06	FORGED REPLICIA	12.6:1	77	76.96	250		----	901256	903713	901675
RMZ 250	04-06	FORGED REPLICIA	12.6:1	77	76.97	250		----	901257	903713	901675
RMZ 250	04-06	FORGED REPLICIA	12.6:1	77	76.98	250		----	901258	903713	901675
RMZ 250	04-06	FORGED HIGH COMP	13.4:1	77	76.95	250		----	901284	903713	901675
RMZ 250	04-06	FORGED HIGH COMP	13.4:1	77	76.96	250		----	901285	903713	901675
RMZ 250	04-06	FORGED HIGH COMP	13.4:1	77	76.97	250		----	901286	903713	901675
RMZ 250	04-06	FORGED HIGH COMP	13.4:1	77	76.98	250		----	901287	903713	901675
RMZ 250	04-06	FORGED HIGH COMP	13.4:1	77	76.99	250		----	901288	903713	901675
RMZ 250	04-06	FORGED BIG BORE	12.6:1	80	79.96	269	3	----	901383	903676	901675
RMZ 250	04-06	FORGED BIG BORE	12.6:1	80	79.97	269	3	----	901384	903676	901675
RMZ 250	04-06	FORGED BIG BORE	12.6:1	80	79.98	269	3	----	901385	903676	901675
RMZ 250	07-09	FORGED REPLICIA	13.4:1	77	76.95	250		903436	----	----	----
RMZ 250	07-09	FORGED REPLICIA	13.4:1	77	76.96	250		903437	----	----	----
RMZ 250	07-09	FORGED REPLICIA	13.4:1	77	76.97	250		903438	----	----	----
RMZ 250	07-09	FORGED HIGH COMP	13.9:1	77	76.95	250		903439	----	----	----
RMZ 250	07-09	FORGED HIGH COMP	13.9:1	77	76.96	250		903440	----	----	----
RMZ 250	07-09	FORGED HIGH COMP	13.9:1	77	76.97	250		903441	----	----	----
RMZ 250	07-09	FORGED REPLICIA	13.4:1	77	76.95	250		----	901339	903713	901675
RMZ 250	07-09	FORGED REPLICIA	13.4:1	77	76.96	250		----	901340	903713	901675
RMZ 250	07-09	FORGED REPLICIA	13.4:1	77	76.97	250		----	901341	903713	901675
RMZ 250	07-09	FORGED REPLICIA	13.4:1	77	76.98	250		----	901342	903713	901675
RMZ 250	07-09	FORGED HIGH COMP	13.9	77	76.95	250		----	901419	903713	901675
RMZ 250	07-09	FORGED HIGH COMP	13.9	77	76.96	250		----	901420	903713	901675
RMZ 250	07-09	FORGED HIGH COMP	13.9	77	76.97	250		----	901421	903713	901675
RMZ 250	07-09	FORGED HIGH COMP	13.9	77	76.98	250		----	901422	903713	901675
RMZ 250	07-09	FORGED BIG BORE	13.4:1	80	79.96	269	3	----	901902	903676	901675
RMZ 250	07-09	FORGED BIG BORE	13.4:1	80	79.97	269	3	----	901903	903676	901675
RMZ 250	07-09	FORGED BIG BORE	13.4:1	80	79.98	269	3	----	901904	903676	901675
RMZ 250	10-12	FORGED REPLICIA	13.4:1	77	76.95	250		903442	----	----	----
RMZ 250	10-12	FORGED REPLICIA	13.4:1	77	76.96	250		903443	----	----	----
RMZ 250	10-12	FORGED REPLICIA	13.4:1	77	76.97	250		903444	----	----	----
RMZ 250	10-12	FORGED HIGH COMP	13.8:1	77	76.95	250		903445	----	----	----
RMZ 250	10-12	FORGED HIGH COMP	13.8:1	77	76.96	250		903446	----	----	----
RMZ 250	10-12	FORGED HIGH COMP	13.8:1	77	76.97	250		903447	----	----	----
RMZ 250	10-12	FORGED REPLICIA	13.4:1	77	76.95	250		----	901494	903713	901675
RMZ 250	10-12	FORGED REPLICIA	13.4:1	77	76.96	250		----	901495	903713	901675
RMZ 250	10-12	FORGED REPLICIA	13.4:1	77	76.97	250		----	901496	903713	901675
RMZ 250	10-12	FORGED REPLICIA	13.4:1	77	76.98	250		----	901497	903713	901675
RMZ 250	10-12	FORGED HIGH COMP	13.8:1	77	76.95	250		----	901498	903713	901675
RMZ 250	10-12	FORGED HIGH COMP	13.8:1	77	76.96	250		----	901499	903713	901675
RMZ 250	10-12	FORGED HIGH COMP	13.8:1	77	76.97	250		----	901500	903713	901675
RMZ 250	10-12	FORGED HIGH COMP	13.8:1	77	76.98	250		----	901501	903713	901675
RMZ 250	10-12	FORGED BIG BORE	13.4:1	80	79.95	269	3	----	901905	903676	901675
RMZ 250	10-12	FORGED BIG BORE	13.4:1	80	79.96	269	3	----	901906	903676	901675

- accessories
- body
- handlebar & grips
- cables & levers
- exhaust
- engine
- fuel & intake
- electrical & ignition
- clutch
- drive
- bearings
- brakes
- steering & suspension
- tires
- tools & shop

# ENGINE

## VERTEX PISTONS

MODEL	YEAR	VERSION	COMP. RATIO	CYLINDER BORE (MM)	PISTON DIAM. (MM)	DIS-PLACEMENT	SIZE OVER STD	TOP END PISTON KIT	PISTON KIT	REPLACE-MENT RING(S)	CIRCLIP
<b>SUZUKI CONTINUED</b>											
RMZ 250	10-12	FORGED BIG BORE	13.4:1	80	79.97	269	3	----	901907	903676	901675
RMZ 250	10-12	FORGED HIGH COMP	0.584	77	76.95	250		----	901916	903713	901778
RMZ 250	10-12	FORGED HIGH COMP	0.584	77	76.96	250		----	901917	903713	901778
RMZ 250	10-12	FORGED HIGH COMP	0.584	77	76.97	250		----	901918	903713	901778
RMZ 250	13-15	FORGED REPLICIA	13.5:1	77	76.95	250		----	901919	903713	901675
RMZ 250	13-15	FORGED REPLICIA	13.5:1	77	76.96	250		----	901920	903713	901675
RMZ 250	13-15	FORGED REPLICIA	13.5:1	77	76.97	250		----	901921	903713	901675
RMZ 250	13-15	FORGED REPLICIA	13.5:1	77	76.98	250		----	901922	903713	901675
RMZ 250	13-15	FORGED HIGH COMP	13.9:1	77	76.95	250		----	901908	903713	901675
RMZ 250	13-15	FORGED HIGH COMP	13.9:1	77	76.96	250		----	901909	903713	901675
RMZ 250	13-15	FORGED HIGH COMP	13.9:1	77	76.97	250		----	901910	903713	901675
RMZ 250	13-15	FORGED HIGH COMP	13.9:1	77	76.98	250		----	901911	903713	901675
RMZ 250	13-15	FORGED HIGH COMP	14.0:1	77	76.95	250		----	901912	903713	901778
RMZ 250	13-15	FORGED HIGH COMP	14.0:1	77	76.96	250		----	901913	903713	901778
RMZ 250	13-15	FORGED HIGH COMP	14.0:1	77	76.97	250		----	901914	903713	901778
RMZ 250	13-15	FORGED BIG BORE	13.5:1	80	79.95	270	3	----	901899	903676	901675
RMZ 250	13-15	FORGED BIG BORE	13.5:1	80	79.96	270	3	----	901900	903676	901675
RMZ 250	13-15	FORGED BIG BORE	13.5:1	80	79.97	270	3	----	901901	903676	901675
RMZ 450	05-07	FORGED BIG BORE	12.8	100	99.95	493	4.5	----	901314	903686	901684
RMZ 450	05-07	FORGED REPLICIA	11.9:1	95.5	95.45	450		----	901306	903745	901675
RMZ 450	05-07	FORGED REPLICIA	11.9:1	95.5	95.46	450		----	901307	903745	901684
RMZ 450	05-07	FORGED REPLICIA	11.9:1	95.5	95.47	450		----	901308	903745	901684
RMZ 450	05-07	FORGED REPLICIA	11.9:1	95.5	95.48	450		----	901309	903745	901684
RMZ 450	05-07	FORGED HIGH COMP	13.0:1	95.5	95.45	450		----	901310	903745	901675
RMZ 450	05-07	FORGED HIGH COMP	13.0:1	95.5	95.46	450		----	901311	903745	901684
RMZ 450	05-07	FORGED HIGH COMP	13.0:1	95.5	95.47	450		----	901312	903745	901684
RMZ 450	05-07	FORGED HIGH COMP	13.0:1	95.5	95.48	450		----	901313	903745	901684
RMZ 450	08-12	FORGED REPLICIA	12.2:1	96	95.96	450		----	901357	903685	901675
RMZ 450	08-12	FORGED REPLICIA	12.2:1	96	95.97	450		----	901358	903685	901684
RMZ 450	08-12	FORGED REPLICIA	12.2:1	96	95.98	450		----	901359	903685	901684
RMZ 450	08-12	FORGED HIGH COMP	12.9	96	95.96	450		----	901360	903685	901675
RMZ 450	08-12	FORGED HIGH COMP	12.9	96	95.97	450		----	901361	903685	901684
RMZ 450	08-12	FORGED HIGH COMP	12.9:1	96	95.98	450		----	901362	903685	901684
RMZ 450	08-12	FORGED HIGH COMP	13.8:1	96	95.95	450		----	901931	903685	901791
RMZ 450	08-12	FORGED HIGH COMP	13.8:1	96	95.96	450		----	901932	903685	901791
RMZ 450	08-12	FORGED HIGH COMP	13.8:1	96	95.97	450		----	901933	903685	901791
RMZ 450	13-16	FORGED REPLICIA	12.5:1	96	95.96	450		----	901934	903685	901684
RMZ 450	13-16	FORGED REPLICIA	12.5:1	96	95.97	450		----	901935	903685	901684
RMZ 450	13-16	FORGED REPLICIA	12.5:1	96	95.98	450		----	901936	903685	901684
RMZ 450	13-16	FORGED REPLICIA	12.5:1	96	95.99	450		----	901937	903685	901684
RMZ 450	13-16	FORGED HIGH COMP	13.1:1	96	95.96	450		----	901923	903685	901684
RMZ 450	13-16	FORGED HIGH COMP	13.1:1	96	95.97	450		----	901924	903685	901684
RMZ 450	13-16	FORGED HIGH COMP	13.1:1	96	95.98	450		----	901925	903685	901684
RMZ 450	13-16	FORGED HIGH COMP	13.1:1	96	95.99	450		----	901926	903685	901684
RMZ 450	13-16	FORGED HIGH COMP	13.8:1	96	95.96	450		----	901927	903685	901791
RMZ 450	13-16	FORGED HIGH COMP	13.8:1	96	95.97	450		----	901928	903685	901791
RMZ 450	13-16	FORGED HIGH COMP	13.8:1	96	95.98	450		----	901929	903685	901791

## VERTEX PISTONS

MODEL	YEAR	VERSION	COMP. RATIO	CYLINDER BORE (MM)	PISTON DIAM. (MM)	DIS-PLACEMENT	SIZE OVER STD	TOP END PISTON KIT	PISTON KIT	REPLACE-MENT RING(S)	CIRCLIP
<b>YAMAHA</b>											
WR 250	91-95	CAST REPLICA		68	67.95	250		----	901138	901109	901682
WR 250	96-97	CAST REPLICA		68	67.94	250		----	901938	901109	901682
WR 250	96-97	CAST REPLICA		68	67.95	250		----	901150	901109	901682
WR 250F	01-04	FORGED REPLICA	12.7:1	77	76.94	250		903448	----	----	----
WR 250F	01-04	FORGED REPLICA	12.7:1	77	76.95	250		903449	----	----	----
WR 250F	01-04	FORGED REPLICA	12.7:1	77	76.96	250		903450	----	----	----
WR 250F	01-04	FORGED BIG BORE	12.5:1	79	78.96	262	2	----	----	903772	901675
WR 250F	01-04	FORGED REPLICA	12.7:1	77	76.94	250		----	901188	903773	901675
WR 250F	01-04	FORGED REPLICA	12.7:1	77	76.95	250		----	901189	903773	901675
WR 250F	01-04	FORGED REPLICA	12.7:1	77	76.96	250		----	901190	903773	901675
WR 250F	01-04	FORGED REPLICA	12.7:1	77	76.97	250		----	901191	903773	901675
WR 250F	01-14	FORGED HIGH COMP	13.5:1	77	76.95	250		----	901195	903748	901675
WR 250F	01-14	FORGED HIGH COMP	13.5:1	77	76.94	250		----	901207	903773	901675
WR 250F	01-14	FORGED HIGH COMP	13.5:1	77	76.95	250		----	901208	903773	901675
WR 250F	01-14	FORGED HIGH COMP	13.5:1	77	76.96	250		----	901209	903773	901675
WR 250F	01-14	FORGED HIGH COMP	13.5:1	77	76.97	250		----	901210	903773	901675
WR 250F	01-14	FORGED HIGH COMP	13.5:1	77	76.98	250		----	901211	903773	901675
WR 250F	05-13	FORGED REPLICA	12.5:1	77	76.94	250		903451	----	----	----
WR 250F	05-13	FORGED REPLICA	12.5:1	77	76.95	250		903452	----	----	----
WR 250F	05-13	FORGED REPLICA	12.5:1	77	76.96	250		903453	----	----	----
WR 250F	05-13	FORGED BIG BORE	12.5:1	79	78.96	262	2	----	901292	903772	901675
WR 250F	05-13	FORGED BIG BORE	12.5:1	84	83.96	297	7	----	901317	903677	901675
WR 250F	05-13	FORGED BIG BORE	12.5:1	80	79.96	269	3	----	901297	903676	901675
WR 250F	05-13	FORGED BIG BORE	12.5:1	80	79.97	269	3	----	901298	903676	901675
WR 250F	05-13	FORGED BIG BORE	12.5:1	80	79.98	269	3	----	901299	903676	901675
WR 250F	05-14	FORGED REPLICA	12.5	77	76.94	250		----	901293	903773	901675
WR 250F	05-14	FORGED REPLICA	12.5:1	77	76.95	250		----	901294	903773	901675
WR 250F	05-14	FORGED REPLICA	12.5	77	76.96	250		----	901295	903773	901675
WR 250F	05-14	FORGED REPLICA	12.5:1	77	76.97	250		----	901296	903773	901675
WR 250F	15-16	FORGED REPLICA	13.5:1	77	76.95	250		----	901959	903774	901675
WR 250F	15-16	FORGED REPLICA	13.5:1	77	76.96	250		----	901960	903774	901675
WR 250F	15-16	FORGED REPLICA	13.5:1	77	76.97	250		----	901961	903774	901675
WR 250F	15-16	FORGED HIGH COMP	14.2:1	77	76.95	250		----	901950	903713	901675
WR 250F	15-16	FORGED HIGH COMP	14.2:1	77	76.96	250		----	901951	903713	901675
WR 250F	15-16	FORGED HIGH COMP	14.2:1	77	76.97	250		----	901952	903713	901675
WR 250F	15-16	FORGED BIG BORE	13.5:1	80	79.95	270	3	----	901947	903676	901675
WR 250F	15-16	FORGED BIG BORE	13.5:1	80	79.96	270	3	----	901948	903676	901675
WR 250F	15-16	FORGED BIG BORE	13.5:1	80	79.97	270	3	----	901949	903676	901675
WR 400F	98-00	FORGED REPLICA	12.5:1	92	91.93	400		----	901173	903660	901939
WR 426F	01-02	FORGED REPLICA	12.5:1	95	94.93	426		----	901179	903775	901684
WR 450F	03-06	FORGED REPLICA	12.5:1	95	94.93	450	STD	903454	----	----	----
WR 450F	03-06	FORGED REPLICA	12.5:1	95	94.94	450	STD	903455	----	----	----
WR 450F	03-06	FORGED REPLICA	12.5:1	95	94.95	450	STD	903456	----	----	----
WR 450F	03-12	FORGED BIG BORE	12.3:1	97	96.95	468	2	----	----	903776	901682
WR 450F	03-14	FORGED BIG BORE	12.5:1	98	97.96	478	3	----	901380	903714	901682
WR 450F	03-14	FORGED BIG BORE	12.5:1	98	97.97	478	3	----	901381	903714	901682
WR 450F	03-14	FORGED BIG BORE	12.5:1	98	97.98	478	3	----	901382	903714	901682
WR 450F	03-15	FORGED BIG BORE	12.5:1	100	99.96	498	5	----	901329	903686	901682
WR 450F	03-15	FORGED RACE	13.5:1	95	94.93	450		----	901212	903702	901682

- accessories
- body
- handlebar & grips
- cables & levers
- exhaust
- engine
- fuel & intake
- electrical & ignition
- clutch
- drive
- bearings
- brakes
- steering & suspension
- tires
- tools & shop

# ENGINE

## VERTEX PISTONS

MODEL	YEAR	VERSION	COMP. RATIO	CYLINDER BORE (MM)	PISTON DIAM. (MM)	DIS-PLACEMENT	SIZE OVER STD	TOP END PISTON KIT	PISTON KIT	REPLACE-MENT RING(S)	CIRCLIP
<b>YAMAHA CONTINUED</b>											
WR 450F	03-15	FORGED RACE	13.5:1	95	94.94	450		----	901213	903702	901682
WR 450F	03-15	FORGED RACE	13.5:1	95	94.95	450		----	901214	903702	901682
WR 450F	03-15	FORGED RACE	13.5:1	95	94.96	450		----	901215	903702	901682
WR 450F	03-15	FORGED REPLICA	12.5:1	95	94.93	450	STD	----	901223	903777	901682
WR 450F	03-15	FORGED REPLICA	12.5:1	95	94.94	450	STD	----	901224	903777	901682
WR 450F	03-15	FORGED REPLICA	12.5:1	95	94.95	450	STD	----	901225	903777	901682
WR 450F	03-15	FORGED REPLICA	12.5:1	95	94.96	450	STD	----	901226	903777	901682
WR 450F	03-15	FORGED BIG BORE	12.3:1	97	96.96	468	2	----	901238	903698	901682
WR 450F	03-15	FORGED BIG BORE	12.3:1	97	96.97	468	2	----	901239	903698	901682
WR 450F	03-15	FORGED BIG BORE	12.3:1	97	96.98	468	2	----	901240	903698	901682
WR 450F	07-13	FORGED REPLICA	12.5:1	95	94.93	450	STD	903457	----	----	----
WR 450F	07-13	FORGED REPLICA	12.5:1	95	94.94	450	STD	903458	----	----	----
WR 450F	07-13	FORGED REPLICA	12.5:1	95	94.95	450	STD	903459	----	----	----
YZ 125	97	CAST REPLICA		54	53.94	125		----	901158	901581	901680
YZ 125	94-96	CAST REPLICA		54	53.94	125		----	901145	901581	901675
YZ 125	98-01	CAST REPLICA	STD	54	53.94	125		903118	----	----	----
YZ 125	98-01	CAST REPLICA	STD	54	53.94	125		----	901167	901581	901680
YZ 125	02-04	CAST REPLICA	STD	54	53.94	125		903119	----	----	----
YZ 125	02-04	REPLICA		54	53.93	125		----	----	901581	901675
YZ 125	02-04	CAST REPLICA		54	53.94	125		----	901193	901581	901680
YZ 125	05-14	CAST REPLICA		54	53.94	125		903120	----	----	----
YZ 125	05-16	CAST BIG BORE	STD	55	54.95	130	1	----	901941	901943	901675
YZ 125	05-16	CAST BIG BORE	STD	56	55.95	135	2	----	901942	901944	901675
YZ 125	05-16	CAST REPLICA		54	53.94	125		----	901289	901581	901680
YZ 125	05-16	FORGED BIG BORE		58	57.95	144	4	----	901347	901585	901680
YZ 125	05-16	FORGED BIG BORE		58	57.96	144	4	----	901945	901585	901680
YZ 250	01	CAST REPLICA		66.4	66.35	250		903121	----	----	----
YZ 250	90-95	CAST REPLICA		68	67.95	250		----	901138	901109	901682
YZ 250	96-98	CAST REPLICA		68	67.94	250		----	901938	901109	901682
YZ 250	96-98	CAST REPLICA		68	67.95	250		----	901150	901109	901682
YZ 250	96-98	CAST REPLICA	STD	68	67.95	250		----	----	901109	901682
YZ 250	99-00	CAST REPLICA		66.4	66.35	250		903122	----	----	----
YZ 250	99-16	CAST REPLICA		66.4	66.34	250		----	901946	901103	901682
YZ 250	99-16	CAST REPLICA		66.4	66.35	250		----	901175	901103	901682
YZ 250	99-16	CAST BIG BORE	STD	72	71.94	295	5.6	----	903632	901106	901682
YZ 250	99-16	CAST BIG BORE	STD	72	71.95	295	5.6	----	903633	901106	901682
YZ 250	99-16	CAST BIG BORE	STD	72	71.96	295	5.6	----	903634	901106	901682
YZ 250	02-14	CAST REPLICA		66.4	66.35	250		903123	----	----	----
YZ 250F	16	FORGED REPLICA	13.5:1	77	76.95	250		----	903635	903713	901675
YZ 250F	16	FORGED REPLICA	13.5:1	77	76.96	250		----	903636	903713	901675
YZ 250F	16	FORGED REPLICA	13.5:1	77	76.97	250		----	903637	903713	901675
YZ 250F	16	FORGED HIGH COMP		77	76.95	250		----	903638	903713	901675
YZ 250F	16	FORGED HIGH COMP		77	76.96	250		----	903639	903713	901675
YZ 250F	16	FORGED HIGH COMP		77	76.97	250		----	903640	903713	901675
YZ 250F	16	FORGED HIGH COMP		77	76.95	250		----	903641	903713	901675
YZ 250F	16	FORGED HIGH COMP		77	77.96	250		----	903642	903713	901675
YZ 250F	16	FORGED HIGH COMP		77	76.97	250		----	903643	903713	901675
YZ 250F	01-04	FORGED REPLICA	12.7:1	77	76.94	250		903448	----	----	----
YZ 250F	01-04	FORGED REPLICA	12.7:1	77	76.95	250		903449	----	----	----
YZ 250F	01-04	FORGED REPLICA	12.7:1	77	76.96	250		903450	----	----	----

## VERTEX PISTONS

MODEL	YEAR	VERSION	COMP. RATIO	CYLINDER BORE (MM)	PISTON DIAM. (MM)	DIS-PLACEMENT	SIZE OVER STD	TOP END PISTON KIT	PISTON KIT	REPLACE-MENT RING(S)	CIRCLIP
<b>YAMAHA CONTINUED</b>											
YZ 250F	01-04	FORGED BIG BORE	12.5:1	79	78.96	262	2	----	----	903772	901675
YZ 250F	01-04	FORGED REPLIC	12.7:1	77	76.94	250		----	901188	903773	901675
YZ 250F	01-04	FORGED REPLIC	12.7:1	77	76.95	250		----	901189	903773	901675
YZ 250F	01-04	FORGED REPLIC	12.7:1	77	76.96	250		----	901190	903773	901675
YZ 250F	01-04	FORGED REPLIC	12.7:1	77	76.97	250		----	901191	903773	901675
YZ 250F	01-07	FORGED HIGH COMP	13.5:1	77	76.95	250		----	901195	903748	901675
YZ 250F	01-07	FORGED HIGH COMP	13.5:1	77	76.94	250		----	901207	903773	901675
YZ 250F	01-07	FORGED HIGH COMP	13.5:1	77	76.95	250		----	901208	903773	901675
YZ 250F	01-07	FORGED HIGH COMP	13.5:1	77	76.96	250		----	901209	903773	901675
YZ 250F	01-07	FORGED HIGH COMP	13.5:1	77	76.97	250		----	901210	903773	901675
YZ 250F	01-07	FORGED HIGH COMP	13.5:1	77	76.98	250		----	901211	903773	901675
YZ 250F	05-07	FORGED REPLIC	12.5:1	77	76.94	250		903451	----	----	----
YZ 250F	05-07	FORGED REPLIC	12.5:1	77	76.95	250		903452	----	----	----
YZ 250F	05-07	FORGED REPLIC	12.5:1	77	76.96	250		903453	----	----	----
YZ 250F	05-07	FORGED REPLIC	12.5	77	76.94	250		----	901293	903773	901675
YZ 250F	05-07	FORGED REPLIC	12.5:1	77	76.95	250		----	901294	903773	901675
YZ 250F	05-07	FORGED REPLIC	12.5	77	76.96	250		----	901295	903773	901675
YZ 250F	05-07	FORGED REPLIC	12.5:1	77	76.97	250		----	901296	903773	901675
YZ 250F	05-07	FORGED BIG BORE	12.5:1	80	79.96	269	3	----	901297	903676	901675
YZ 250F	05-07	FORGED BIG BORE	12.5:1	80	79.97	269	3	----	901298	903676	901675
YZ 250F	05-07	FORGED BIG BORE	12.5:1	80	79.98	269	3	----	901299	903676	901675
YZ 250F	05-12	FORGED BIG BORE	12.5:1	79	78.96	262	2	----	901292	903772	901675
YZ 250F	05-12	FORGED BIG BORE	12.5:1	84	83.96	297	7	----	901317	903677	901675
YZ 250F	08-13	FORGED REPLIC	13.5:1	77	76.95	250	STD	903460	----	----	----
YZ 250F	08-13	FORGED REPLIC	13.5:1	77	76.96	250	STD	903461	----	----	----
YZ 250F	08-13	FORGED REPLIC	13.5:1	77	76.97	250	STD	903462	----	----	----
YZ 250F	08-13	FORGED REPLIC	13.5:1	77	76.95	250	STD	----	901369	903773	901675
YZ 250F	08-13	FORGED REPLIC	13.5:1	77	76.96	250	STD	----	901370	903773	901675
YZ 250F	2008-2013	FORGED REPLIC	13.5:1	77	76.97	250	STD	----	901962	903773	901675
YZ 250F	2008-2013	FORGED REPLIC	13.5:1	77	76.98	250	STD	----	901963	903773	901675
YZ 250F	2008-2013	FORGED HIGH COMP	13.9:1	77	76.95	250	STD	----	901373	903748	901675
YZ 250F	2008-2013	FORGED HIGH COMP	13.9:1	77	76.96	250	STD	----	901374	903748	901675
YZ 250F	2008-2013	FORGED HIGH COMP	13.9:1	77	76.97	250	STD	----	901375	903748	901675
YZ 250F	08-13	FORGED HIGH COMP	13.9:1	77	76.98	250	STD	----	901376	903748	901675
YZ 250F	08-13	FORGED HIGH COMP	14.2:1	77	76.95	250		----	901956	903748	901778
YZ 250F	08-13	FORGED HIGH COMP	14.2:1	77	76.96	250		----	901957	903748	901778
YZ 250F	08-13	FORGED HIGH COMP	14.2:1	77	76.97	250		----	901958	903748	901778
YZ 250F	14-15	FORGED REPLIC	13.5:1	77	76.95	250		----	901959	903774	901675
YZ 250F	14-15	FORGED REPLIC	13.5:1	77	76.96	250		----	901960	903774	901675
YZ 250F	14-15	FORGED REPLIC	13.5:1	77	76.97	250		----	901961	903774	901675
YZ 250F	14-15	FORGED HIGH COMP	14.2:1	77	76.95	250		----	901950	903713	901675
YZ 250F	14-15	FORGED HIGH COMP	14.2:1	77	76.96	250		----	901951	903713	901675
YZ 250F	14-15	FORGED HIGH COMP	14.2:1	77	76.97	250		----	901952	903713	901675
YZ 250F	14-15	FORGED BIG BORE	13.5:1	80	79.95	270	3	----	901947	903676	901675
YZ 250F	14-15	FORGED BIG BORE	13.5:1	80	79.96	270	3	----	901948	903676	901675
YZ 250F	14-15	FORGED BIG BORE	13.5:1	80	79.97	270	3	----	901949	903676	901675

- accessories
- body
- handlebar & grips
- cables & levers
- exhaust
- engine**
- fuel & intake
- electrical & ignition
- clutch
- drive
- bearings
- brakes
- steering & suspension
- tires
- tools & shop

# ENGINE

## VERTEX PISTONS

MODEL	YEAR	VERSION	COMP. RATIO	CYLINDER BORE (MM)	PISTON DIAM. (MM)	DIS-PLACEMENT	SIZE OVER STD	TOP END PISTON KIT	PISTON KIT	REPLACE-MENT RING(S)	CIRCLIP
<b>YAMAHA CONTINUED</b>											
YZ 250F	14-15	FORGED HIGH COMP	14.4:1	77	76.95	250		----	901953	903713	901675
YZ 250F	14-15	FORGED HIGH COMP	14.4:1	77	76.96	250		----	901954	903713	901675
YZ 250F	14-15	FORGED HIGH COMP	14.4:1	77	76.97	250		----	901955	903713	901675
YZ 250F	15-16	PRO HIGH COMP	13.8:1	77	76.96	250		----	903644	903713	901675
YZ 250F	15-16	FORGED PRO BIG BORE	14.4:1	80	79.96	270	3	----	903645	903684	901675
YZ 250FX	15	FORGED REPLICA	13.5:1	77	76.95	250		----	901959	903774	901675
YZ 250FX	15	FORGED REPLICA	13.5:1	77	76.96	250		----	901960	903774	901675
YZ 250FX	15	FORGED REPLICA	13.5:1	77	76.97	250		----	901961	903774	901675
YZ 250FX	15	FORGED HIGH COMP	14.2:1	77	76.95	250		----	901950	903713	901675
YZ 250FX	15	FORGED HIGH COMP	14.2:1	77	76.96	250		----	901951	903713	901675
YZ 250FX	15	FORGED HIGH COMP	14.2:1	77	76.97	250		----	901952	903713	901675
YZ 250FX	15	FORGED BIG BORE	13.5:1	80	79.95	270	3	----	901947	903676	901675
YZ 250FX	15	FORGED BIG BORE	13.5:1	80	79.96	270	3	----	901948	903676	901675
YZ 250FX	15	FORGED BIG BORE	13.5:1	80	79.97	270	3	----	901949	903676	901675
YZ 250FX	15	FORGED HIGH COMP	14.4:1	77	76.95	250		----	901953	903713	901675
YZ 250FX	15	FORGED HIGH COMP	14.4:1	77	76.96	250		----	901954	903713	901675
YZ 250FX	15	FORGED HIGH COMP	14.4:1	77	76.97	250		----	901955	903713	901675
YZ 400F	98-99	FORGED REPLICA	12.5:1	92	91.93	400		----	901173	903660	901939
YZ 426F	00-02	FORGED REPLICA	12.5:1	95	94.93	426		----	901179	903775	901684
YZ 450F	03-05	FORGED REPLICA	12.5:1	95	94.93	450	STD	903454	----	----	----
YZ 450F	03-05	FORGED REPLICA	12.5:1	95	94.94	450	STD	903455	----	----	----
YZ 450F	03-05	FORGED REPLICA	12.5:1	95	94.95	450	STD	903456	----	----	----
YZ 450F	03-09	FORGED BIG BORE	12.3:1	97	96.95	468	2	----	----	903776	901682
YZ 450F	03-09	FORGED BIG BORE	12.5:1	100	99.96	498	5	----	901329	903686	901682
YZ 450F	03-09	FORGED RACE	13.5:1	95	94.93	450		----	901212	903702	901682
YZ 450F	03-09	FORGED RACE	13.5:1	95	94.94	450		----	901213	903702	901682
YZ 450F	03-09	FORGED RACE	13.5:1	95	94.95	450		----	901214	903702	901682
YZ 450F	03-09	FORGED RACE	13.5:1	95	94.96	450		----	901215	903702	901682
YZ 450F	03-09	FORGED REPLICA	12.5:1	95	94.93	450	STD	----	901223	903777	901682
YZ 450F	03-09	FORGED REPLICA	12.5:1	95	94.94	450	STD	----	901224	903777	901682
YZ 450F	03-09	FORGED REPLICA	12.5:1	95	94.95	450	STD	----	901225	903777	901682
YZ 450F	03-09	FORGED REPLICA	12.5:1	95	94.96	450	STD	----	901226	903777	901682
YZ 450F	03-09	FORGED BIG BORE	12.3:1	97	96.96	468	2	----	901238	903698	901682
YZ 450F	03-09	FORGED BIG BORE	12.3:1	97	96.97	468	2	----	901239	903698	901682
YZ 450F	03-09	FORGED BIG BORE	12.3:1	97	96.98	468	2	----	901240	903698	901682
YZ 450F	03-09	FORGED BIG BORE	12.5:1	98	97.96	478	3	----	901380	903714	901682
YZ 450F	03-09	FORGED BIG BORE	12.5:1	98	97.97	478	3	----	901381	903714	901682
YZ 450F	03-09	FORGED BIG BORE	12.5:1	98	97.98	478	3	----	901382	903714	901682
YZ 450F	06-09	FORGED REPLICA	12.5:1	95	94.93	450	STD	903457	----	----	----
YZ 450F	06-09	FORGED REPLICA	12.5:1	95	94.94	450	STD	903458	----	----	----
YZ 450F	06-09	FORGED REPLICA	12.5:1	95	94.95	450	STD	903459	----	----	----
YZ 450F	10-13	FORGED REPLICA	12.5:1	97	96.93	450		903463	----	----	----
YZ 450F	10-13	FORGED REPLICA	12.5:1	97	96.94	450		903464	----	----	----
YZ 450F	10-13	FORGED REPLICA	12.5:1	97	96.95	450		903465	----	----	----
YZ 450F	10-13	FORGED HIGH COMP	13.5:1	97	96.93	450		903466	----	----	----

## VERTEX PISTONS

MODEL	YEAR	VERSION	COMP. RATIO	CYLINDER BORE (MM)	PISTON DIAM. (MM)	DIS-PLACEMENT	SIZE OVER STD	TOP END PISTON KIT	PISTON KIT	REPLACE-MENT RING(S)	CIRCLIP
<b>YAMAHA CONTINUED</b>											
YZ 450F	10-13	FORGED HIGH COMP	13.5:1	97	96.94	450		<b>903467</b>	-----	-----	-----
YZ 450F	10-13	FORGED HIGH COMP	13.5:1	97	96.95	450		<b>903468</b>	-----	-----	-----
YZ 450F	10-13	FORGED REPLICA	12.5:1	97	96.93	450		-----	<b>901486</b>	<b>903780</b>	<b>901682</b>
YZ 450F	10-13	FORGED REPLICA	12.5:1	97	96.94	450		-----	<b>901487</b>	<b>903780</b>	<b>901682</b>
YZ 450F	10-13	FORGED REPLICA	12.5:1	97	96.95	450		-----	<b>901488</b>	<b>903780</b>	<b>901682</b>
YZ 450F	10-13	FORGED REPLICA	12.5:1	97	96.96	450		-----	<b>901489</b>	<b>903780</b>	<b>901682</b>
YZ 450F	10-13	FORGED HIGH COMP	13.5:1	97	96.93	450		-----	<b>901490</b>	<b>903781</b>	<b>901682</b>
YZ 450F	10-13	FORGED HIGH COMP	13.5:1	97	96.94	450		-----	<b>901491</b>	<b>903781</b>	<b>901682</b>
YZ 450F	10-13	FORGED HIGH COMP	13.5:1	97	96.95	450		-----	<b>901492</b>	<b>903781</b>	<b>901682</b>
YZ 450F	10-13	FORGED HIGH COMP	13.5:1	97	96.96	450		-----	<b>901493</b>	<b>903781</b>	<b>901682</b>
YZ 450F	10-13	FORGED HIGH COMP	13.6:1	97	96.93	450		-----	<b>901967</b>	<b>903780</b>	<b>901687</b>
YZ 450F	10-13	FORGED HIGH COMP	13.6:1	97	96.94	450		-----	<b>901968</b>	<b>903780</b>	<b>901687</b>
YZ 450F	10-13	FORGED HIGH COMP	13.6:1	97	96.95	450		-----	<b>901969</b>	<b>903780</b>	<b>901687</b>
YZ 450F	10-15	FORGED BIG BORE	12.5:1	99	98.94	468	2	-----	<b>901964</b>	<b>903687</b>	<b>901682</b>
YZ 450F	10-15	FORGED BIG BORE	12.5:1	99	98.95	468	2	-----	<b>901965</b>	<b>903687</b>	<b>901682</b>
YZ 450F	10-15	FORGED BIG BORE	12.5:1	99	98.96	468	2	-----	<b>901966</b>	<b>903687</b>	<b>901682</b>
YZ 450F	14-16	FORGED REPLICA	12.5:1	97	96.93	450		-----	<b>903646</b>	<b>903780</b>	<b>901682</b>
YZ 450F	14-16	FORGED REPLICA	12.5:1	97	96.94	450		-----	<b>903647</b>	<b>903780</b>	<b>901682</b>
YZ 450F	14-16	FORGED REPLICA	12.5:1	97	96.95	450		-----	<b>903648</b>	<b>903780</b>	<b>901682</b>
YZ 450F	14-16	FORGED HIGH COMP	13.5:1	97	96.94	450		-----	<b>903649</b>	<b>903781</b>	<b>901682</b>
YZ 450F	14-16	FORGED HIGH COMP	13.5:1	97	96.95	450		-----	<b>903650</b>	<b>903781</b>	<b>901682</b>
YZ 450F	14-16	FORGED HIGH COMP	13.5:1	97	96.96	450		-----	<b>903651</b>	<b>903781</b>	<b>901682</b>
YZ 450F	14-16	FORGED HIGH COMP	13.7:1	97	96.94	450		-----	<b>903652</b>	<b>903781</b>	<b>901682</b>
YZ 450F	14-16	FORGED HIGH COMP	13.7:1	97	96.95	450		-----	<b>903653</b>	<b>903781</b>	<b>901682</b>
YZ 450F	14-16	FORGED HIGH COMP	13.7:1	97	96.96	450		-----	<b>903654</b>	<b>903781</b>	<b>901682</b>
YZ 80	93-01	CAST REPLICA		47	46.95	80		-----	<b>901164</b>	<b>901567</b>	<b>901674</b>
YZ 85	02-14	CAST REPLICA		47.5	47.45	85		<b>903133</b>	-----	-----	-----
YZ 85	02-16	CAST BIG BORE		49.5	49.45	92	2	-----	<b>901068</b>	<b>901574</b>	<b>901674</b>
YZ 85	02-16	CAST REPLICA		47.5	47.45	85		-----	<b>901205</b>	<b>901570</b>	<b>901674</b>
YZ 85	02-16	FORGED BIG BORE		52.5	52.44	103	5	-----	<b>901534</b>	<b>901098</b>	<b>901674</b>
YZ 85	02-16	FORGED BIG BORE		52.5	52.45	103	5	-----	<b>901535</b>	<b>901098</b>	<b>901674</b>
YZ 85	02-16	FORGED BIG BORE		52.5	52.46	103	5	-----	<b>901536</b>	<b>901098</b>	<b>901674</b>

- accessories
- body
- handlebar & grips
- cables & levers
- exhaust
- engine**
- fuel & intake
- electrical & ignition
- clutch
- drive
- bearings
- brakes
- steering & suspension
- tires
- tools & shop

# ENGINE

## VERTEX PISTON PRICING

accessories
body
handlebar & grips
cables & levers
exhaust
engine
fuel & intake
electrical & ignition
clutch
drive
bearings
brakes
steering & suspension
tires
tools & shop

901000	169.95	G	901144	123.95	G	901197	200.95	G	901254	211.95	G	901315	205.95	G
901050	169.95	G	901145	123.95	G	901198	200.95	G	901255	190.95	G	901316	211.95	G
901051	169.95	G	901146	152.95	G	901199	200.95	G	901256	190.95	G	901317	232.95	G
901052	169.95	G	901147	123.95	G	901200	200.95	G	901257	190.95	G	901318	205.95	G
901053	169.95	G	901148	123.95	G	901201	144.95	G	901258	190.95	G	901319	218.95	G
901066	77.95	G	901149	123.95	G	901203	75.95	G	901259	190.95	G	901321	205.95	G
901067	106.95	G	901150	152.95	G	901204	90.95	G	901260	190.95	G	901323	227.95	G
901068	106.95	G	901155	136.95	G	901205	90.95	G	901261	190.95	G	901324	211.95	G
901069	106.95	G	901156	152.95	G	901206	90.95	G	901262	190.95	G	901325	190.95	G
901070	106.95	G	901157	152.95	G	901207	227.95	G	901266	112.95	G	901326	190.95	G
901071	89.95	G	901158	123.95	G	901208	227.95	G	901268	123.95	G	901327	190.95	G
901072	211.95	G	901159	152.95	G	901209	227.95	G	901269	136.95	G	901328	190.95	G
901077	169.95	G	901160	152.95	G	901210	227.95	G	901270	123.95	G	901329	227.95	G
901078	169.95	G	901161	55.95	G	901211	227.95	G	901271	205.95	G	901330	218.95	G
901080	128.95	G	901162	136.95	G	901212	232.95	G	901272	205.95	G	901331	90.95	G
901081	145.95	G	901163	90.95	G	901213	232.95	G	901273	205.95	G	901332	218.95	G
901092	29.95	G	901164	90.95	G	901214	232.95	G	901276	123.95	G	901333	160.95	G
901093	17.95	G	901165	90.95	G	901215	232.95	G	901280	211.95	G	901334	160.95	G
901094	17.95	G	901166	90.95	G	901216	227.95	G	901281	211.95	G	901335	160.95	G
901095	17.95	G	901167	120.95	G	901217	227.95	G	901282	211.95	G	901336	179.95	G
901096	17.95	G	901168	152.95	G	901218	227.95	G	901283	211.95	G	901337	179.95	G
901097	17.95	G	901169	123.95	G	901222	152.95	G	901284	211.95	G	901338	179.95	G
901098	18.95	G	901170	152.95	G	901223	222.95	G	901285	211.95	G	901339	190.95	G
901099	18.95	G	901171	197.95	G	901224	222.95	G	901286	211.95	G	901340	190.95	G
901100	19.95	G	901172	147.95	G	901225	222.95	G	901287	211.95	G	901341	190.95	G
901101	19.95	G	901173	190.95	G	901226	222.95	G	901288	211.95	G	901342	190.95	G
901102	22.95	G	901174	152.95	G	901227	152.95	G	901289	123.95	G	901344	212.95	G
901103	29.95	G	901175	137.95	G	901228	162.95	G	901290	152.95	G	901345	212.95	G
901105	29.95	G	901176	152.95	G	901229	214.95	G	901291	152.95	G	901347	147.95	G
901106	29.95	G	901177	128.95	G	901230	225.95	G	901292	205.95	G	901348	226.95	G
901109	29.95	G	901178	158.95	G	901231	225.95	G	901293	178.95	G	901349	226.95	G
901110	29.95	G	901179	197.95	G	901232	190.95	G	901294	178.95	G	901350	225.95	G
901111	20.95	G	901180	152.95	G	901233	190.95	G	901295	179.95	G	901351	225.95	G
901112	20.95	G	901181	152.95	G	901234	190.95	G	901296	179.95	G	901352	246.95	G
901113	20.95	G	901182	152.95	G	901237	246.95	G	901297	205.95	G	901353	246.95	G
901114	20.95	G	901183	123.95	G	901242	227.95	G	901298	205.95	G	901354	246.95	G
901115	20.95	G	901184	123.95	G	901243	227.95	G	901299	205.95	G	901356	183.95	G
901116	24.95	G	901185	123.95	G	901244	227.95	G	901300	152.95	G	901357	205.95	G
901117	24.95	G	901186	152.95	G	901245	227.95	G	901301	123.95	G	901358	205.95	G
901118	35.95	G	901187	90.95	G	901246	246.95	G	901306	205.95	G	901359	205.95	G
901136	123.95	G	901188	178.95	G	901247	246.95	G	901307	205.95	G	901360	220.95	G
901137	152.95	G	901189	178.95	G	901248	246.95	G	901308	205.95	G	901361	220.95	G
901138	152.95	G	901190	178.95	G	901249	203.95	G	901309	205.95	G	901362	220.95	G
901139	123.95	G	901191	178.95	G	901249	203.95	G	901310	220.95	G	901363	225.95	G
901140	152.95	G	901193	123.95	G	901250	203.95	G	901311	220.95	G	901364	246.95	G
901141	123.95	G	901194	152.95	G	901251	194.95	G	901312	220.95	G	901365	225.95	G
901142	123.95	G	901195	227.95	G	901252	218.95	G	901313	220.95	G	901366	246.95	G
901143	123.95	G	901196	51.95	G	901253	218.95	G	901314	220.95	G	901367	147.95	G



## VERTEX PISTON PRICING

901369	178.95	G	901423	185.95	G	901512	211.95	G	901677	1.95	G	901814	194.95	G
901370	178.95	G	901424	185.95	G	901513	227.95	G	901680	1.95	G	901815	204.95	G
901373	227.95	G	901425	185.95	G	901514	227.95	G	901681	1.95	G	901817	183.95	G
901374	227.95	G	901435	211.95	G	901515	227.95	G	901682	1.95	G	901818	183.95	G
901375	227.95	G	901436	211.95	G	901516	198.95	G	901683	1.95	G	901819	211.95	G
901376	227.95	G	901437	211.95	G	901517	213.95	G	901684	1.95	G	901820	211.95	G
901380	221.45	G	901438	211.95	G	901520	154.95	G	901686	1.95	G	901821	211.95	G
901381	221.45	G	901445	212.95	G	901521	154.95	G	901687	1.95	G	901822	264.95	G
901382	221.45	G	901446	212.95	G	901522	154.95	G	901712	212.95	G	901823	264.95	G
901383	211.95	G	901447	212.95	G	901525	162.95	G	901713	225.95	G	901824	264.95	G
901384	211.95	G	901448	227.95	G	901526	162.95	G	901714	246.95	G	901825	220.95	G
901385	211.95	G	901449	227.95	G	901534	154.95	G	901775	264.95	G	901826	220.95	G
901386	246.95	G	901450	227.95	G	901535	154.95	G	901776	264.95	G	901827	264.95	G
901387	51.95	G	901451	211.95	G	901536	154.95	G	901777	264.95	G	901828	264.95	G
901388	55.95	G	901452	211.95	G	901537	165.95	G	901778	1.95	G	901829	264.95	G
901389	189.95	G	901453	211.95	G	901538	165.95	G	901779	211.95	G	901830	220.95	G
901390	189.95	G	901469	203.95	G	901539	226.95	G	901780	227.95	G	901831	220.95	G
901391	189.95	G	901470	203.95	G	901540	122.95	G	901781	227.95	G	901832	220.95	G
901392	189.95	G	901471	203.95	G	901550	221.95	G	901782	227.95	G	901833	220.95	G
901393	211.95	G	901482	211.95	G	901551	243.95	G	901783	227.95	G	901834	264.95	G
901394	211.95	G	901483	211.95	G	901552	190.95	G	901784	227.95	G	901835	264.95	G
901395	211.95	G	901484	211.95	G	901553	190.95	G	901785	227.95	G	901836	264.95	G
901396	211.95	G	901486	211.95	G	901554	190.95	G	901786	227.95	G	901837	205.95	G
901397	205.95	G	901487	211.95	G	901555	190.95	G	901787	264.95	G	901838	205.95	G
901398	220.95	G	901488	211.95	G	901556	211.95	G	901788	264.95	G	901839	205.95	G
901399	205.95	G	901489	211.95	G	901557	211.95	G	901789	264.95	G	901840	205.95	G
901400	205.95	G	901490	227.95	G	901558	211.95	G	901791	1.95	G	901841	205.95	G
901401	205.95	G	901491	227.95	G	901560	211.95	G	901792	264.95	G	901842	205.95	G
901402	205.95	G	901492	227.95	G	901561	211.95	G	901793	264.95	G	901843	205.95	G
901403	227.95	G	901493	227.95	G	901562	211.95	G	901794	264.95	G	901844	75.95	G
901404	227.95	G	901494	190.95	G	901563	211.95	G	901795	205.95	G	901846	112.95	G
901405	227.95	G	901495	190.95	G	901564	211.95	G	901796	205.95	G	901847	139.95	G
901406	227.95	G	901496	190.95	G	901565	211.95	G	901797	205.95	G	901848	129.95	G
901407	183.95	G	901497	190.95	G	901566	243.95	G	901798	205.95	G	901849	129.95	G
901408	211.95	G	901498	211.95	G	901567	18.95	G	901799	221.95	G	901850	147.95	G
901409	211.95	G	901499	211.95	G	901568	15.95	G	901800	221.95	G	901851	162.95	G
901410	211.95	G	901500	211.95	G	901569	17.95	G	901801	221.95	G	901852	218.95	G
901411	211.95	G	901501	211.95	G	901570	17.95	G	901802	221.95	G	901853	218.95	G
901412	211.95	G	901502	190.95	G	901574	17.95	G	901803	221.95	G	901854	218.95	G
901413	211.95	G	901503	190.95	G	901575	19.95	G	901805	218.95	G	901855	218.95	G
901414	211.95	G	901504	190.95	G	901576	19.95	G	901806	218.95	G	901856	218.95	G
901415	190.95	G	901505	190.95	G	901581	19.95	G	901807	218.95	G	901857	218.95	G
901416	190.95	G	901506	211.95	G	901583	19.95	G	901808	264.95	G	901858	218.95	G
901417	190.95	G	901507	211.95	G	901585	21.95	G	901809	264.95	G	901859	205.95	G
901419	211.95	G	901508	211.95	G	901673	1.95	G	901810	264.95	G	901860	205.95	G
901420	211.95	G	901509	211.95	G	901674	1.95	G	901811	219.95	G	901861	243.95	G
901421	211.95	G	901510	211.95	G	901675	1.95	G	901812	194.95	G	901862	243.95	G
901422	211.95	G	901511	211.95	G	901676	1.95	G	901813	194.95	G	901863	243.95	G

- accessories
- body
- handlebar & grips
- cables & levers
- exhaust
- engine**
- fuel & intake
- electrical & ignition
- clutch
- drive
- bearings
- brakes
- steering & suspension
- tires
- tools & shop

# ENGINE

## VERTEX PISTON PRICING

- accessories
- body
- handlebar & grips
- cables & levers
- exhaust
- engine
- fuel & intake
- electrical & ignition
- clutch
- drive
- bearings
- brakes
- steering & suspension
- tires
- tools & shop

901864	243.95	G	901912	264.95	G	901963	178.95	G	903075	190.95	G	903354	276.28	G
901865	243.95	G	901913	264.95	G	901964	227.95	G	903076	177.95	G	903355	276.28	G
901866	243.95	G	901914	264.95	G	901965	227.95	G	903077	207.95	G	903356	276.28	G
901867	243.95	G	901916	264.95	G	901966	227.95	G	903078	207.95	G	903357	295.28	G
901868	264.95	G	901917	264.95	G	901967	264.95	G	903085	207.95	G	903358	295.28	G
901869	264.95	G	901918	264.95	G	901968	264.95	G	903086	207.95	G	903359	295.28	G
901870	264.95	G	901919	190.95	G	901969	264.95	G	903087	206.95	G	903360	295.28	G
901871	221.95	G	901920	190.95	G	901970	158.95	G	903088	206.95	G	903361	295.28	G
901872	221.95	G	901921	190.95	G	901971	190.95	G	903089	212.95	G	903362	295.28	G
901873	221.95	G	901922	190.95	G	901972	117.95	G	903096	67.95	G	903363	315.28	G
901874	246.95	G	901923	220.95	G	901973	164.95	G	903097	82.95	G	903364	315.28	G
901875	246.95	G	901924	220.95	G	901974	164.95	G	903098	86.95	G	903365	315.28	G
901876	246.95	G	901925	220.95	G	901975	164.95	G	903099	89.95	G	903366	296.78	G
901877	225.95	G	901926	220.95	G	901976	185.95	G	903100	119.95	G	903367	296.78	G
901878	225.95	G	901927	264.95	G	901977	185.95	G	903101	149.95	G	903368	296.78	G
901879	225.95	G	901928	264.95	G	901978	185.95	G	903102	149.95	G	903369	315.78	G
901880	246.95	G	901929	264.95	G	901981	165.95	G	903103	189.95	G	903370	315.78	G
901881	246.95	G	901931	264.95	G	901982	167.95	G	903104	189.95	G	903371	315.78	G
901882	246.95	G	901932	264.95	G	901983	165.95	G	903105	108.95	G	903372	327.29	G
901883	264.95	G	901933	264.95	G	901984	165.95	G	903118	143.95	G	903373	327.29	G
901884	264.95	G	901934	205.95	G	901985	163.95	G	903119	143.95	G	903374	327.29	G
901885	264.95	G	901935	205.95	G	901986	167.95	G	903120	143.95	G	903375	306.29	G
901886	225.95	G	901936	205.95	G	901987	190.95	G	903121	169.95	G	903376	306.29	G
901887	225.95	G	901937	205.95	G	901988	192.95	G	903122	166.95	G	903377	306.29	G
901888	225.95	G	901938	152.95	G	901989	198.95	G	903123	166.95	G	903378	346.29	G
901889	51.95	G	901939	1.95	G	901990	199.95	G	903133	110.95	G	903379	346.29	G
901890	51.95	G	901941	132.95	G	901991	199.95	G	903134	169.95	G	903380	346.29	G
901891	225.95	G	901942	132.95	G	901992	119.95	G	903304	163.06	G	903381	324.29	G
901892	225.95	G	901943	19.95	G	901993	119.95	G	903329	113.05	G	903382	324.29	G
901893	225.95	G	901944	19.95	G	901994	113.95	G	903330	113.05	G	903383	324.29	G
901894	212.95	G	901945	147.95	G	901995	119.95	G	903332	52.50	G	903384	349.78	G
901895	55.95	G	901946	137.95	G	903039	172.95	G	903333	52.50	G	903385	349.78	G
901896	55.95	G	901947	232.95	G	903040	172.95	G	903334	52.50	G	903386	349.78	G
901897	90.95	G	901948	232.95	G	903042	169.95	G	903338	56.50	G	903387	333.64	G
901898	90.95	G	901949	232.95	G	903043	169.95	G	903339	56.50	G	903388	333.64	G
901899	211.95	G	901950	227.95	G	903044	163.95	G	903340	56.50	G	903389	333.64	G
901900	211.95	G	901951	227.95	G	903060	102.95	G	903341	56.50	G	903390	355.33	G
901901	211.95	G	901952	227.95	G	903061	113.95	G	903343	191.05	G	903391	355.33	G
901902	211.95	G	901953	264.95	G	903062	139.95	G	903344	191.05	G	903392	355.33	G
901903	211.95	G	901954	264.95	G	903066	188.95	G	903345	191.05	G	903393	346.29	G
901904	211.95	G	901955	264.95	G	903067	188.95	G	903346	212.18	G	903394	346.29	G
901905	211.95	G	901956	264.95	G	903068	186.95	G	903347	212.18	G	903395	346.29	G
901906	211.95	G	901957	264.95	G	903069	186.95	G	903348	212.18	G	903396	324.29	G
901907	211.95	G	901958	264.95	G	903070	186.95	G	903349	265.23	G	903397	324.29	G
901908	211.95	G	901959	178.95	G	903071	186.95	G	903350	265.23	G	903398	324.29	G
901909	211.95	G	901960	178.95	G	903072	177.95	G	903351	265.23	G	903399	267.58	G
901910	211.95	G	901961	178.95	G	903073	177.95	G	903352	265.23	G	903400	267.58	G
901911	211.95	G	901962	178.95	G	903074	190.95	G	903353	265.23	G	903401	267.58	G

## VERTEX PISTON PRICING

903402	273.64	G	903450	253.64	G	903533	221.37	G	903637	191.05	G	903686	55.83	G
903403	273.64	G	903451	253.64	G	903534	265.23	G	903638	228.09	G	903687	55.83	G
903404	273.64	G	903452	253.64	G	903535	265.23	G	903639	228.09	G	903688	55.83	G
903405	273.64	G	903453	253.64	G	903536	265.23	G	903640	228.09	G	903689	34.63	G
903406	273.64	G	903454	307.16	G	903537	228.09	G	903641	265.23	G	903690	34.63	G
903407	294.64	G	903455	307.16	G	903538	228.09	G	903642	265.23	G	903691	34.63	G
903408	273.64	G	903456	301.16	G	903539	228.09	G	903643	265.23	G	903698	55.83	G
903409	273.64	G	903457	301.16	G	903543	161.50	G	903644	265.23	G	903701	55.83	G
903410	273.64	G	903458	301.16	G	903544	161.50	G	903645	265.23	G	903702	40.98	G
903411	273.64	G	903459	301.16	G	903545	162.51	G	903646	212.18	G	903703	62.89	G
903412	273.64	G	903460	253.64	G	903547	195.00	G	903647	212.18	G	903706	55.83	G
903413	273.64	G	903461	253.64	G	903548	195.00	G	903648	212.18	G	903707	62.89	G
903414	293.64	G	903462	253.64	G	903549	195.00	G	903649	228.09	G	903713	54.41	G
903415	293.64	G	903463	312.02	G	903550	219.32	G	903650	228.09	G	903714	55.83	G
903416	293.64	G	903464	312.02	G	903551	219.32	G	903651	228.09	G	903725	29.30	G
903417	171.95	G	903465	312.02	G	903552	219.32	G	903652	265.23	G	903728	41.69	G
903418	171.95	G	903466	327.02	G	903553	265.23	G	903653	265.23	G	903729	41.69	G
903419	171.95	G	903467	327.02	G	903554	265.23	G	903654	265.23	G	903730	54.41	G
903420	309.52	G	903468	327.02	G	903555	265.23	G	903656	52.28	G	903731	69.50	G
903421	309.52	G	903480	191.05	G	903557	236.10	G	903657	52.28	G	903733	54.41	G
903422	309.52	G	903481	191.05	G	903558	236.10	G	903658	52.28	G	903734	62.89	G
903423	331.52	G	903482	191.05	G	903559	236.10	G	903659	52.28	G	903735	45.22	G
903424	331.52	G	903483	212.18	G	903561	253.58	G	903660	55.83	G	903745	55.83	G
903425	331.52	G	903484	212.18	G	903562	253.58	G	903673	50.16	G	903748	41.69	G
903426	310.95	G	903485	212.18	G	903563	197.74	G	903674	55.83	G	903772	55.83	G
903427	310.90	G	903486	265.23	G	903564	226.10	G	903675	55.83	G	903773	41.69	G
903428	310.90	G	903487	265.23	G	903565	226.10	G	903676	55.83	G	903774	54.41	G
903429	135.00	G	903488	265.23	G	903566	226.10	G	903677	55.83	G	903775	43.11	G
903430	273.64	G	903489	211.96	G	903567	247.29	G	903678	55.83	G	903776	43.11	G
903431	273.64	G	903497	130.46	G	903568	247.29	G	903679	55.83	G	903777	40.98	G
903432	273.64	G	903498	130.46	G	903569	247.29	G	903680	55.83	G	903780	55.83	G
903433	273.64	G	903516	191.05	G	903570	265.23	G	903681	55.83	G	903781	55.83	G
903434	273.64	G	903517	191.05	G	903571	265.23	G	903682	55.83	G	903782	0.37	G
903435	273.64	G	903518	191.05	G	903572	265.23	G	903683	59.50	G			
903436	273.64	G	903519	212.18	G	903587	191.05	G	903684	66.54	G			
903437	273.64	G	903520	212.18	G	903588	191.05	G	903685	55.83	G			
903438	273.64	G	903521	212.18	G	903589	191.05	G						
903439	273.64	G	903522	265.23	G	903590	212.18	G						
903440	273.64	G	903523	265.23	G	903591	212.18	G						
903441	273.64	G	903524	265.23	G	903592	212.18	G						
903442	273.64	G	903525	212.18	G	903593	265.23	G						
903443	273.64	G	903526	212.18	G	903594	265.23	G						
903444	273.64	G	903527	212.18	G	903595	265.23	G						
903445	294.64	G	903528	205.75	G	903632	183.70	G						
903446	294.64	G	903529	205.75	G	903633	183.70	G						
903447	294.64	G	903530	205.75	G	903634	183.70	G						
903448	253.64	G	903531	221.37	G	903635	191.05	G						
903449	253.64	G	903532	221.37	G	903636	191.05	G						

- accessories
- body
- handlebar & grips
- cables & levers
- exhaust
- engine**
- fuel & intake
- electrical & ignition
- clutch
- drive
- bearings
- brakes
- steering & suspension
- tires
- tools & shop

# ENGINE

- accessories
- body
- handlebar & grips
- cables & levers
- exhaust
- engine
- fuel & intake
- electrical & ignition
- clutch
- drive
- bearings
- brakes
- steering & suspension
- tires
- tools & shop



## WRENCH RABBIT BOTTOM END KIT

Convenient one-stop shop in a box; nearly all components required for a complete and professional rebuild:

- Vertex piston kit (standard compression piston, rings, pin and clips)
- Hot Rods heavy duty crank
- Hot Rods main bearing/ seal kit
- Hot Rods transmission bearing kit (includes transmission bearings, output shaft collar and sprocket lock washer)

MODEL	YEAR	PART #		
<b>HONDA</b>				
CR 125R	90-91	833002	499.95	G
CR 125R	92-95	833003	499.95	G
CR 125R	96-97	833004	499.95	G
CR 125R	98-99	833005	509.95	G
CR 125R	00	833006	509.95	G
CR 125R	01-02	833007	509.95	G
CR 125R	03	833008	508.95	G
CR 125R	04	833009	509.95	G
CR 125R	05-07	833010	508.95	G
CR 250R	92-94	833011	559.95	G
CR 250R	95-96	833012	559.95	G
CR 250R	97-01	833013	559.95	G
CR 250R	02-04	833014	563.95	G
CR 250R	05-07	833015	563.95	G
CR 500R	88	833016	639.95	G
CR 500R	89-01	833017	639.95	G
CR 80R	90-91	833018	399.95	G
CR 80R	92-02	833019	399.95	G
CR 85R	03-04	833020	399.95	G
CR 85R	05-07	833021	399.95	G
CRF 250R	04	833022	789.95	G
CRF 250R	05	833023	799.95	G
CRF 250R	06	833024	759.95	G
CRF 250R	07	833025	789.95	G
CRF 250R	08-09	833026	759.95	G
CRF 250R	10-13	833027	792.95	G
CRF 250R	14	833028	822.95	G
CRF 250X	04-06	833029	729.95	G
CRF 250X	07-13	833030	729.95	G
CRF 450R	02-03	833031	835.95	G
CRF 450R	04	833032	849.95	G
CRF 450R	05	833033	849.95	G
CRF 450R	06	833034	849.95	G
CRF 450R	07-08	833035	849.95	G
CRF 450R	09	833036	895.95	G
CRF 450R	10-12	833037	895.95	G
CRF 450R	13-14	833038	899.95	G
<b>KAWASAKI</b>				
KLX 400	03-04	833044	849.95	G
KLX 450R	08-09	833045	879.95	G
KX 100	98-00	833046	459.95	G
KX 100	01-04	833047	469.95	G
KX 100	05	833048	464.95	G
KX 100	06-13	833049	469.95	G
KX 100	14-15	833050	469.95	G
KX 125	03-04	833051	507.95	G
KX 125	05	833052	507.95	G

MODEL	YEAR	PART #		
<b>KAWASAKI CONTINUED</b>				
KX 250	92	833053	609.95	G
KX 250	93	833054	608.95	G
KX 250	94-96	833055	599.95	G
KX 250	97	833056	599.95	G
KX 250	98-01	833057	599.95	G
KX 250	02-03	833058	599.95	G
KX 250	04	833059	599.95	G
KX 250F	04	833060	739.95	G
KX 250F	05	833061	739.95	G
KX 250F	06-08	833062	739.95	G
KX 250F	09	833063	789.95	G
KX 250F	10	833064	779.95	G
KX 250F	11-13	833065	807.95	G
KX 450F	08	833066	849.95	G
KX 450F	09	833067	865.95	G
KX 450F	10-12	833068	872.95	G
KX 450F	13	833069	879.95	G
KX 65	00-01	833070	399.95	G
KX 65	02	833071	399.95	G
KX 65	03-04	833072	369.95	G
KX 65	05	833073	379.95	G
KX 65	06-12	833074	399.95	G
KX 80	92-97	833075	389.95	G
KX 80	98-00	833076	389.95	G
KX 85	01-04	833077	399.95	G
KX 85	05	833078	399.95	G
KX 85	06	833079	399.95	G
KX 85	07-13	833080	399.95	G
<b>KTM</b>				
105 SX	04-11	833082	539.95	G
125 SX	06	833083	659.95	G
125 SX	07-14	833084	659.95	G
144 SX	07-08	833085	649.95	G
200 XC	07-09	833086	689.95	G
200 XC-W	07-12	833087	689.95	G
200 XC-W	13-14	833088	689.95	G
250 EXC	04	833089	669.95	G
250 EXC	05	833090	669.95	G
250 SX	03-04	833091	669.95	G
250 SX	05	833092	669.95	G
250 SX	06	833093	679.95	G
250 SX	07-14	833094	679.95	G
250 SX-F	09-10	833095	879.95	G
250 SX-F	11	833096	879.95	G
250 SX-F	12	833097	879.95	G
250 SX-F	13	833098	879.95	G
250 SX-F	14-15	833099	879.95	G

MODEL	YEAR	PART #		
<b>KTM CONTINUED</b>				
250 XC	06	833100	679.95	G
250 XC	07	833101	679.95	G
250 XC	08-14	833102	679.95	G
250 XC-F	09	833103	879.95	G
250 XCF-W	10-11	833104	879.95	G
300 XC	08-14	833105	689.95	G
50 SX	09-12	833106	499.95	G
50 SX	13-15	833107	499.95	G
65 SX	03-08	833108	469.95	G
65 SX	09-14	833109	499.95	G
85 SX	03-12	833110	499.95	G
85 SX	13-14	833111	559.95	G
<b>SUZUKI</b>				
RM 250	03-04	833116	599.95	G
RM 250	05	833117	599.95	G
RM 250	06-08	833118	599.95	G
RM 85	02-04	833119	409.95	G
RM 85	05-12	833120	410.95	G
RMZ 250	04	833121	729.95	G
RMZ 250	06	833122	729.95	G
RMZ 250	07-09	833123	804.95	G
RMZ 250	10-13	833124	829.95	G
RMZ 450	05-07	833125	849.95	G
RMZ 450	08-12	833126	899.95	G
RMZ 450	13	833127	919.95	G
<b>YAMAHA</b>				
WR 450F	04-06	833131	927.95	G
YZ 125	98-00	833135	515.95	G
YZ 125	01	833136	495.95	G
YZ 125	02-04	833137	495.95	G
YZ 125	05-14	833138	495.95	G
YZ 250	99-00	833139	595.95	G
YZ 250	01	833140	599.95	G
YZ 250	02	833141	599.95	G
YZ 250	03-15	833142	599.95	G
YZ 250F	03-04	833143	792.95	G
YZ 250F	05-07	833144	792.95	G
YZ 250F	08-13	833145	792.95	G
YZ 450F	03-05	833146	815.95	G
YZ 450F	06-09	833147	849.95	G
YZ 450F	10-13	833148	889.95	G
YZ 80	93-01	833149	389.95	G
YZ 85	02-14	833150	359.95	G
WR 250F	03-04	833154	819.95	G
WR 250F	05-09	833155	819.95	G
WR 250F	10-13	833156	829.95	G



## CYLINDER WORKS CYLINDER KITS

As an alternative to costly OEM cylinders or the time consuming process of re-plating existing cylinders, Cylinder Works offers enthusiasts access to a complete line of OEM quality dirt bike and ATV replacement cylinders and cylinder kits. In addition to standard bore, stock compression replacement cylinder kits, Cylinder Works also turns up the horsepower with a full line of high-compression and big bore cylinder kits that look just like stock. Each kit comes complete with piston, rings and gaskets to get back on the trail quickly.



### Cylinder Works OEM Replacement Cylinders and Cylinder Kits (standard bore/stock compression)

Re-plating or repairing an OEM cylinder takes time, And replacing an OEM cylinder with another OEM cylinder takes money - plenty of it. But Cylinder Works has a better answer: Get new now, get Cylinder Works!

#### Each Cylinder Works replacement cylinder is:

Stock in appearance • Precision hones • Nickel silicon carbide plated • OEM quality without the OEM price.

#### Cylinder Works replacement cylinder kits also contain:

Gaskets and seals needed for installation • Hand fitted, premium quality Vertex piston kit complete with piston rings, wrist pin and circlips.

### Cylinder Works High-Compression Kits (standard bore/high compression)

As we all know, higher compression equals more horsepower and that's exactly what Cylinder Works high compression cylinder kits provide. Just like out OEM replacement cylinders, our high compression cylinder kits look like stock, but they're not. In addition to their stock appearance, Cylinder Works high compression cylinder kits also feature precision honing, nickel silicon carbide plating and a price that's hard to beat.



With the exception of a mechanic, the Cylinder Works big bore kits provide everything you need to transform a bike or ATV from modest to monster in one box.

In addition to the stock appearance, nickel silicon carbide plated, precision honed, big bore cylinder, each kit contains:  
All needed gaskets and seals to complete the installation

A Vertex big bore piston, complete with piston rings, wrist pin and circlips.

MODEL NAME	YEAR	PRODUCT CLASS	COMPRESSION RATIO	CYLINDER DIAMETER	SIZE OVER STANDARD	DISPLACEMENT	PART #		
<b>HONDA</b>									
CRF 150R	07-16	Big Bore Gasket Kit		0		0	<b>880003</b>	<b>85.95</b>	G
CRF 150R	07-16	Standard Bore Gasket Kit		0		0	<b>880000</b>	<b>85.95</b>	G
CRF 150RB	07-16	Big Bore Gasket Kit		0		0	<b>880003</b>	<b>85.95</b>	G
CRF 150RB	07-16	Standard Bore Gasket Kit		0		0	<b>880000</b>	<b>85.95</b>	G
CRF 150R	07-16	Cylinder	11.7	66	0	149	<b>880161</b>	<b>229.95</b>	G
CRF 150R	07-09	Standard Bore Cylinder Kit	11.7:1	66	0	149	<b>880001</b>	<b>479.95</b>	G
CRF 150R	12-16	Standard Bore Cylinder Kit	11.7:1	66	0	149	<b>880162</b>	<b>479.95</b>	G
CRF 150R	07-09	Standard Bore HC Cylinder Kit	12.2:1	66	0	149	<b>880002</b>	<b>499.95</b>	G
CRF 150R	12-15	Standard Bore HC Cylinder Kit	12.2:1	66	0	149	<b>880163</b>	<b>499.95</b>	G
CRF 150RB	07-16	Cylinder	11.7	66	0	149	<b>880161</b>	<b>229.95</b>	G
CRF 150RB	07-09	Standard Bore Cylinder Kit	11.7:1	66	0	149	<b>880001</b>	<b>479.95</b>	G
CRF 150RB	12-16	Standard Bore Cylinder Kit	11.7:1	66	0	149	<b>880162</b>	<b>479.95</b>	G
CRF 150RB	07-09	Standard Bore HC Cylinder Kit	12.2:1	66	0	149	<b>880002</b>	<b>499.95</b>	G
CRF 150RB	12-15	Standard Bore HC Cylinder Kit	12.2:1	66	0	149	<b>880163</b>	<b>499.95</b>	G
CRF 150R	07-09	Big Bore Cylinder Kit	11.7:1	68	2.00	159	<b>880004</b>	<b>549.95</b>	G
CRF 150R	12-16	Big Bore Cylinder Kit	11.7:1	68	2.00	159	<b>880160</b>	<b>549.95</b>	G

- accessories
- body
- handlebar & grips
- cables & levers
- exhaust
- engine**
- fuel & intake
- electrical & ignition
- clutch
- drive
- bearings
- brakes
- steering & suspension
- tires
- tools & shop

# ENGINE

## CYLINDER WORKS DIRT BIKE CYLINDER KITS continued

- accessories
- body
- handlebar & grips
- cables & levers
- exhaust
- engine
- fuel & intake
- electrical & ignition
- clutch
- drive
- bearings
- brakes
- steering & suspension
- tires
- tools & shop

MODEL NAME	YEAR	PRODUCT CLASS	COMPRESSION RATIO	CYLINDER DIAMETER	SIZE OVER STANDARD	DISPLACEMENT	PART #	
<b>HONDA CONTINUED</b>								
CRF 150RB	07-09	Big Bore Cylinder Kit	11.7:1	68	2.00	159	<b>880004</b>	<b>549.95</b> G
CRF 150RB	12-16	Big Bore Cylinder Kit	11.7:1	68	2.00	159	<b>880160</b>	<b>549.95</b> G
CRF 250R	04-09	Big Bore Gasket Kit		0		0	<b>880008</b>	<b>85.95</b> G
CRF 250R	10-16	Big Bore Gasket Kit		0		0	<b>880017</b>	<b>85.95</b> G
CRF 250R	04-09	Big Bore Gasket Kit		0		0	<b>880010</b>	<b>85.95</b> G
CRF 250R	10-12	Big Bore Gasket Kit		0		0	<b>880157</b>	<b>85.95</b> G
CRF 250R	09	Cylinder Head Kit		0		0	<b>880290</b>	<b>399.95</b> G
CRF 250R	08	Cylinder Head Kit		0		0	<b>880291</b>	<b>399.95</b> G
CRF 250R	04-07	Cylinder Head Kit		0		0	<b>880292</b>	<b>399.95</b> G
CRF 250R	04-09	Standard Bore Gasket Kit		0		0	<b>880007</b>	<b>85.95</b> G
CRF 250R	10-16	Standard Bore Gasket Kit		0		0	<b>880014</b>	<b>85.95</b> G
CRF 250X	04-15	Big Bore Gasket Kit		0		0	<b>880008</b>	<b>85.95</b> G
CRF 250X	04-15	Big Bore Gasket Kit		0		0	<b>880010</b>	<b>85.95</b> G
CRF 250X	04-15	Standard Bore Gasket Kit		0		0	<b>880007</b>	<b>85.95</b> G
CRF 250R	04-09	Cylinder	12.9:1	78	0.0	249	<b>880164</b>	<b>279.95</b> G
CRF 250R	10-16	Cylinder	13.2:1	76.8	0	249	<b>880165</b>	<b>269.95</b> G
CRF 250R	04-07	Standard Bore Cylinder Kit	12.9:1	78	0	249	<b>880005</b>	<b>599.95</b> G
CRF 250R	08-09	Standard Bore Cylinder Kit	12.9:1	78	0	249	<b>880012</b>	<b>559.95</b> G
CRF 250R	10-13	Standard Bore Cylinder Kit	13.2:1	76.8	0	249	<b>880015</b>	<b>559.95</b> G
CRF 250R	14-15	Standard Bore Cylinder Kit	13.5:1	76.8		249	<b>880240</b>	<b>559.95</b> G
CRF 250R	04-07	Standard Bore HC Cylinder Kit	13.4:1	78	0	249	<b>880006</b>	<b>579.95</b> G
CRF 250R	08-09	Standard Bore HC Cylinder Kit	13.5:1	78	0	249	<b>880013</b>	<b>599.95</b> G
CRF 250R	10-13	Standard Bore HC Cylinder Kit	14.1:1	76.8	0	249	<b>880016</b>	<b>579.95</b> G
CRF 250R	14-15	Standard Bore HC Cylinder Kit	14.1:1	76.8		249	<b>880239</b>	<b>579.95</b> G
CRF 250X	04-15	Cylinder	12.9:1	78	0.0	249	<b>880164</b>	<b>279.95</b> G
CRF 250X	04-15	Standard Bore Cylinder Kit	12.9:1	78	0	249	<b>880005</b>	<b>599.95</b> G
CRF 250X	04-15	Standard Bore HC Cylinder Kit	13.4:1	78	0	249	<b>880006</b>	<b>579.95</b> G
CRF 250R	04-09	Big Bore Cylinder Kit	13.0:1	79	1.0	256	<b>880011</b>	<b>649.95</b> G
CRF 250X	04-15	Big Bore Cylinder Kit	13.0:1	79	1.0	256	<b>880011</b>	<b>649.95</b> G
CRF 250R	04-09	Big Bore Cylinder Kit	13.0:1	81	3.00	269	<b>880009</b>	<b>649.95</b> G
CRF 250X	04-15	Big Bore Cylinder Kit	13.0:1	81	3.00	269	<b>880009</b>	<b>649.95</b> G
CRF 250R	10-16	Big Bore Cylinder Kit	13.2:1	80	3.20	270	<b>880018</b>	<b>649.95</b> G
CRF 450R	02-08	Big Bore Gasket Kit		0		0	<b>880022</b>	<b>85.95</b> G
CRF 450R	09-16	Big Bore Gasket Kit		0		0	<b>880027</b>	<b>89.95</b> G
CRF 450R	02-08	Standard Bore Gasket Kit		0		0	<b>880019</b>	<b>85.95</b> G
CRF 450R	09-16	Standard Bore Gasket Kit		0		0	<b>880024</b>	<b>89.95</b> G
CRF 450X	05-15	Big Bore Gasket Kit		0		0	<b>880032</b>	<b>85.95</b> G
CRF 450X	05-15	Standard Bore Gasket Kit		0		0	<b>880029</b>	<b>85.95</b> G
CRF 450R	09-16	Cylinder	12.0:1	96	0	449	<b>880168</b>	<b>279.95</b> G
CRF 450R	02-08	Cylinder	12.1:1	96	0	449	<b>880167</b>	<b>269.95</b> G
CRF 450R	09-12	Standard Bore Cylinder Kit	12.0:1	96	0	449	<b>880025</b>	<b>589.95</b> G
CRF 450R	02-08	Standard Bore Cylinder Kit	12.1:1	96	0	449	<b>880020</b>	<b>595.95</b> G
CRF 450R	13-16	Standard Bore Cylinder Kit	12.5:1	96		449	<b>880169</b>	<b>589.95</b> G
CRF 450R	02-08	Standard Bore HC Cylinder Kit	12.5:1	96	0	449	<b>880021</b>	<b>599.95</b> G
CRF 450R	09-12	Standard Bore HC Cylinder Kit	12.9:1	96	0	449	<b>880026</b>	<b>599.95</b> G
CRF 450R	13-16	Standard Bore HC Cylinder Kit	13.2:1	96		449	<b>880170</b>	<b>599.95</b> G

## CYLINDER WORKS DIRT BIKE CYLINDER KITS continued

MODEL NAME	YEAR	PRODUCT CLASS	COMPRESSION RATIO	CYLINDER DIAMETER	SIZE OVER STANDARD	DISPLACEMENT	PART #	
<b>HONDA CONTINUED</b>								
CRF 450X	05-15	Cylinder	12.1:1	96	0	449	<b>880171</b>	<b>289.95</b> G
CRF 450X	05-15	Standard Bore Cylinder Kit	12.1:1	96	0	449	<b>880030</b>	<b>599.95</b> G
CRF 450X	05-15	Standard Bore HC Cylinder Kit	12.5:1	96	0	449	<b>880031</b>	<b>579.95</b> G
CRF 450X	05-15	Big Bore Cylinder Kit	12.1:1	99	3.00	477	<b>880033</b>	<b>649.95</b> G
CRF 450R	09-12	Big Bore Cylinder Kit	12.0:1	99	3.00	478	<b>880028</b>	<b>649.95</b> G
CRF 450R	13-16	Big Bore Cylinder Kit	12.5:1	99	3.0	478	<b>880166</b>	<b>659.95</b> G
CRF 450R	02-08	Big Bore Cylinder Kit	12.1:1	100	4.00	488	<b>880023</b>	<b>649.95</b> G
<b>HUSABERG</b>								
FE 250	14	Standard Bore Gasket Kit		0		0	<b>880181</b>	<b>95.95</b> G
FE 250	14	Cylinder	13.9:1	78	0.00	249	<b>880179</b>	<b>279.95</b> G
FE 250	14	Standard Bore Cylinder Kit	13.9:1	78	0	249	<b>880180</b>	<b>599.95</b> G
FE 250	14	Standard Bore HC Cylinder Kit	14.3:1	78	0	250	<b>880182</b>	<b>599.95</b> G
<b>HUSQVARNA</b>								
FE 250	14-15	Big Bore Gasket Kit		0		0	<b>880177</b>	<b>89.95</b> G
FE 250	14-15	Standard Bore Gasket Kit		0		0	<b>880181</b>	<b>95.95</b> G
FE 250	14-15	Cylinder	13.9:1	78	0.00	249	<b>880179</b>	<b>279.95</b> G
FE 250	14-15	Standard Bore Cylinder Kit	13.9:1	78	0	249	<b>880180</b>	<b>599.95</b> G
FE 250	14-15	Standard Bore HC Cylinder Kit	14.3:1	78	0	250	<b>880182</b>	<b>599.95</b> G
FE 250	14-15	Big Bore Cylinder Kit	13.9:1	81	3.0	270	<b>880176</b>	<b>649.95</b> G
<b>KAWASAKI</b>								
KX 85	01-13	Standard Bore Gasket Kit		0		0	<b>880259</b>	<b>49.95</b> G
KX 85	06-13	Cylinder	10:1~9.2:1	48.5		85	<b>880257</b>	<b>379.95</b> G
KX 85	06-13	Standard Bore Cylinder Kit	10:1~9.2:1	48.5		85	<b>880258</b>	<b>499.95</b> G
KX 100	06-13	Cylinder		52.5	0.00	100	<b>880254</b>	<b>379.95</b> G
KX 100	06-13	Standard Bore Cylinder Kit		0		0	<b>880255</b>	<b>499.95</b> G
KX 100	06-13	Standard Bore Gasket Kit		0		0	<b>880256</b>	<b>49.95</b> G
KX 250F	09	Big Bore Cylinder Kit	13.2:1	80	3.00	269	<b>880049</b>	<b>649.95</b> G
KX 250F	09	Cylinder	13.2:1	77	0.00	249	<b>880173</b>	<b>259.95</b> G
KX 250F	09	Standard Bore Cylinder Kit	13.2:1	77	0.00	249	<b>880046</b>	<b>559.95</b> G
KX 250F	09	Standard Bore HC Cylinder Kit	13.9:1	77	0.00	249	<b>880047</b>	<b>579.95</b> G
KX 250F	10	Big Bore Cylinder Kit	13.2:1	80	3.00	269	<b>880054</b>	<b>649.95</b> G
KX 250F	10	Cylinder	13.2:1	77	0.00	249	<b>880174</b>	<b>259.95</b> G
KX 250F	10	Standard Bore Cylinder Kit	13.2:1	77	0.00	249	<b>880051</b>	<b>559.95</b> G
KX 250F	10	Standard Bore HC Cylinder Kit	13.8:1	77	0.00	249	<b>880052</b>	<b>579.95</b> G
KX 250F	04-05	Cylinder Head Kit		0		0	<b>880295</b>	<b>399.95</b> G
KX 250F	04-05	Standard Bore Cylinder Kit	12.6:1	77	0.00	249	<b>880039</b>	<b>595.95</b> G
KX 250F	04-05	Standard Bore HC Cylinder Kit	13.4:1	77	0.00	249	<b>880040</b>	<b>579.95</b> G
KX 250F	04-08	Big Bore Cylinder Kit	12.6:1	80	3.0	269	<b>880043</b>	<b>649.95</b> G
KX 250F	04-08	Big Bore Gasket Kit		0		0	<b>880042</b>	<b>85.95</b> G
KX 250F	04-08	Cylinder	12.6:1	77	0.00	249	<b>880172</b>	<b>279.95</b> G
KX 250F	04-08	Standard Bore Gasket Kit		0		0	<b>880041</b>	<b>85.95</b> G
KX 250F	06-08	Cylinder Head Kit		0		0	<b>880294</b>	<b>399.95</b> G
KX 250F	06-08	Standard Bore Cylinder Kit	13.5:1	77	0.00	249	<b>880044</b>	<b>559.95</b> G
KX 250F	09-16	Big Bore Gasket Kit		0		0	<b>880048</b>	<b>85.95</b> G

- accessories
- body
- handlebar & grips
- cables & levers
- exhaust
- engine**
- fuel & intake
- electrical & ignition
- clutch
- drive
- bearings
- brakes
- steering & suspension
- tires
- tools & shop

# ENGINE

## CYLINDER WORKS DIRT BIKE CYLINDER KITS

- accessories
- body
- handlebar & grips
- cables & levers
- exhaust
- engine
- fuel & intake
- electrical & ignition
- clutch
- drive
- bearings
- brakes
- steering & suspension
- tires
- tools & shop

MODEL NAME	YEAR	PRODUCT CLASS	COMPRESSION RATIO	CYLINDER DIAMETER	SIZE OVER STANDARD	DISPLACEMENT	PART #		
<b>KAWASAKI CONTINUED</b>									
KX 250F	09-16	Standard Bore Gasket Kit		0		0	<b>880045</b>	<b>89.95</b>	G
KX 250F	11-14	Big Bore Cylinder Kit	13.5:1	80	3.00	269	<b>880059</b>	<b>649.95</b>	G
KX 250F	11-14	Standard Bore Cylinder Kit	13.5:1	77	0.00	249	<b>880056</b>	<b>589.95</b>	G
KX 250F	11-14	Standard Bore HC Cylinder Kit	13.9:1	77	0.00	249	<b>880057</b>	<b>599.95</b>	G
KX 250F	11-16	Cylinder		77	0.00	249	<b>880175</b>	<b>259.95</b>	G
KX 250F	15-16	Big Bore Cylinder Kit	13.8:1	80	3.00	269	<b>880241</b>	<b>649.95</b>	G
KX 250F	15-16	Standard Bore Cylinder Kit	13.8:1	77		249	<b>880243</b>	<b>559.95</b>	G
KX 250F	15-16	Standard Bore HC Cylinder Kit		77		249	<b>880242</b>	<b>579.95</b>	G
KLX 400	03-04	Big Bore Cylinder Kit	11.3:1	94	4.00	434	<b>880038</b>	<b>649.95</b>	G
KLX 400	03-04	Big Bore Gasket Kit		0		0	<b>880037</b>	<b>85.95</b>	G
KLX 400	03-04	Cylinder	11.3:1	90	0	398	<b>880158</b>	<b>269.95</b>	G
KLX 400	03-04	Standard Bore Cylinder Kit	11.3:1	90	0.00	398	<b>880035</b>	<b>559.95</b>	G
KLX 400	03-04	Standard Bore Gasket Kit		0		0	<b>880034</b>	<b>85.95</b>	G
KLX 400	03-04	Standard Bore HC Cylinder Kit	13.5:1	90	0.00	398	<b>880036</b>	<b>579.95</b>	G
KX 450F	15	Standard Bore Cylinder Kit	12.8:1	96		449	<b>880252</b>	<b>569.95</b>	G
KX 450F	15	Standard Bore HC Cylinder Kit	13:1	96		449	<b>880253</b>	<b>589.95</b>	G
KX 450F	09-12	Standard Bore Cylinder Kit	12.5:1	96		449	<b>880244</b>	<b>569.95</b>	G
KX 450F	09-12	Standard Bore HC Cylinder Kit	13.2:1	96		449	<b>880245</b>	<b>589.95</b>	G
KX 450F	09-15	Big Bore Cylinder Kit	12.5:1	98	2.00	469	<b>880246</b>	<b>689.95</b>	G
KX 450F	09-15	Big Bore Gasket Kit		0		0	<b>880247</b>	<b>89.95</b>	G
KX 450F	09-15	Cylinder	12.5:1	96		449	<b>880248</b>	<b>259.95</b>	G
KX 450F	09-15	Standard Bore Gasket Kit		0		0	<b>880249</b>	<b>89.98</b>	G
KX 450F	13-14	Standard Bore Cylinder Kit	12.5:1	96		449	<b>880250</b>	<b>569.95</b>	G
KX 450F	13-14	Standard Bore HC Cylinder Kit	13.6:1	96		449	<b>880251</b>	<b>589.95</b>	G
<b>KTM</b>									
65 SX	09-15	Cylinder		45	0.00	65	<b>880190</b>	<b>399.95</b>	G
65 SX	09-15	Standard Bore Cylinder Kit	std	45	0	65	<b>880191</b>	<b>499.95</b>	G
65 SX	09-15	Standard Bore Gasket Kit		0		0	<b>880192</b>	<b>35.95</b>	G
250 EXC-F	14	Big Bore Cylinder Kit	13.9:1	81	3.0	270	<b>880176</b>	<b>649.95</b>	G
250 EXC-F	14	Big Bore Gasket Kit		0		0	<b>880177</b>	<b>89.95</b>	G
250 EXC-F	14	Cylinder	13.9:1	78	0.00	249	<b>880179</b>	<b>279.95</b>	G
250 EXC-F	14	Standard Bore Cylinder Kit	13.9:1	78	0	249	<b>880180</b>	<b>599.95</b>	G
250 EXC-F	14	Standard Bore Gasket Kit		0		0	<b>880181</b>	<b>95.95</b>	G
250 EXC-F	14	Standard Bore HC Cylinder Kit	14.3:1	78	0	250	<b>880182</b>	<b>599.95</b>	G
250 EXC-F	06-13	Big Bore Cylinder Kit	13.3:1	80	4.00	276	<b>880141</b>	<b>649.95</b>	G
250 EXC-F	06-13	Big Bore Gasket Kit		80		0	<b>880142</b>	<b>85.95</b>	G
250 EXC-F	06-13	Cylinder	12.8:1	76	0.00	249	<b>880219</b>	<b>279.95</b>	G
250 EXC-F	06-13	Standard Bore Cylinder Kit	12.8:1	76	0.00	249	<b>880140</b>	<b>589.95</b>	G
250 EXC-F	06-13	Standard Bore Gasket Kit		0		0	<b>880143</b>	<b>85.95</b>	G
250 EXC-F	06-13	Standard Bore HC Cylinder Kit	13.3:1	76	0.00	249	<b>880138</b>	<b>579.95</b>	G
250 SX-F	05-12	Big Bore Cylinder Kit	13.3:1	80	4.00	276	<b>880141</b>	<b>649.95</b>	G
250 SX-F	05-12	Big Bore Gasket Kit		80		0	<b>880142</b>	<b>85.95</b>	G
250 SX-F	05-12	Cylinder	12.8:1	76	0.00	249	<b>880219</b>	<b>279.95</b>	G
250 SX-F	05-12	Standard Bore Cylinder Kit	12.8:1	76	0.00	249	<b>880140</b>	<b>589.95</b>	G
250 SX-F	05-12	Standard Bore Gasket Kit		0		0	<b>880143</b>	<b>85.95</b>	G



## CYLINDER WORKS DIRT BIKE CYLINDER KITS continued

MODEL NAME	YEAR	PRODUCT CLASS	COMPRESSION RATIO	CYLINDER DIAMETER	SIZE OVER STANDARD	DISPLACEMENT	PART #	
<b>KTM CONTINUED</b>								
250 SX-F	05-12	Standard Bore HC Cylinder Kit	13.3:1	76	0.00	249	<b>880138</b>	<b>579.95</b>
250 SX-F	13-15	Big Bore Cylinder Kit	13.9:1	81	3.0	270	<b>880176</b>	<b>649.95</b>
250 SX-F	13-15	Big Bore Gasket Kit		0		0	<b>880177</b>	<b>89.95</b>
250 SX-F	13-15	Cylinder	13.9:1	78	0.00	249	<b>880179</b>	<b>279.95</b>
250 SX-F	13-15	Standard Bore Cylinder Kit	13.9:1	78	0	249	<b>880180</b>	<b>599.95</b>
250 SX-F	13-15	Standard Bore Gasket Kit		0		0	<b>880181</b>	<b>95.95</b>
250 SX-F	13-15	Standard Bore HC Cylinder Kit	14.3:1	78	0	250	<b>880182</b>	<b>599.95</b>
250 XC-F	06-12	Big Bore Cylinder Kit	13.3:1	80	4.00	276	<b>880141</b>	<b>649.95</b>
250 XC-F	06-12	Big Bore Gasket Kit		80		0	<b>880142</b>	<b>85.95</b>
250 XC-F	06-12	Cylinder	12.8:1	76	0.00	249	<b>880219</b>	<b>279.95</b>
250 XC-F	06-12	Standard Bore Cylinder Kit	12.8:1	76	0.00	249	<b>880140</b>	<b>589.95</b>
250 XC-F	06-12	Standard Bore Gasket Kit		0		0	<b>880143</b>	<b>85.95</b>
250 XC-F	06-12	Standard Bore HC Cylinder Kit	13.3:1	76	0.00	249	<b>880138</b>	<b>579.95</b>
250 XC-F	13-15	Big Bore Cylinder Kit	13.9:1	81	3.0	270	<b>880176</b>	<b>649.95</b>
250 XC-F	13-15	Big Bore Gasket Kit		0		0	<b>880177</b>	<b>89.95</b>
250 XC-F	13-15	Cylinder	13.9:1	78	0.00	249	<b>880179</b>	<b>279.95</b>
250 XC-F	13-15	Standard Bore Cylinder Kit	13.9:1	78	0	249	<b>880180</b>	<b>599.95</b>
250 XC-F	13-15	Standard Bore Gasket Kit		0		0	<b>880181</b>	<b>95.95</b>
250 XC-F	13-15	Standard Bore HC Cylinder Kit	14.3:1	78	0	250	<b>880182</b>	<b>599.95</b>
250 XCF-W	14	Big Bore Cylinder Kit	13.9:1	81	3.0	270	<b>880176</b>	<b>649.95</b>
250 XCF-W	14	Big Bore Gasket Kit		0		0	<b>880177</b>	<b>89.95</b>
250 XCF-W	14	Cylinder	13.9:1	78	0.00	249	<b>880179</b>	<b>279.95</b>
250 XCF-W	14	Standard Bore Cylinder Kit	13.9:1	78	0	249	<b>880180</b>	<b>599.95</b>
250 XCF-W	14	Standard Bore Gasket Kit		0		0	<b>880181</b>	<b>95.95</b>
250 XCF-W	14	Standard Bore HC Cylinder Kit	14.3:1	78	0	250	<b>880182</b>	<b>599.95</b>
250 XCF-W	06-13	Big Bore Cylinder Kit	13.3:1	80	4.00	276	<b>880141</b>	<b>649.95</b>
250 XCF-W	06-13	Big Bore Gasket Kit		80		0	<b>880142</b>	<b>85.95</b>
250 XCF-W	06-13	Cylinder	12.8:1	76	0.00	249	<b>880219</b>	<b>279.95</b>
250 XCF-W	06-13	Standard Bore Cylinder Kit	12.8:1	76	0.00	249	<b>880140</b>	<b>589.95</b>
250 XCF-W	06-13	Standard Bore Gasket Kit		0		0	<b>880143</b>	<b>85.95</b>
250 XCF-W	06-13	Standard Bore HC Cylinder Kit	13.3:1	76	0.00	249	<b>880138</b>	<b>579.95</b>
350 SX-F	11-12	Big Bore Cylinder Kit	13.5:1	90	2.00	365	<b>880153</b>	<b>649.95</b>
350 SX-F	11-12	Big Bore Gasket Kit		0		0	<b>880148</b>	<b>85.95</b>
350 SX-F	11-12	Cylinder	13.5:1	88	0.00	350	<b>880151</b>	<b>279.95</b>
350 SX-F	11-12	Standard Bore Cylinder Kit	13.5:1	88	0.00	350	<b>880152</b>	<b>599.95</b>
350 SX-F	11-12	Standard Bore Gasket Kit		0		0	<b>880149</b>	<b>85.95</b>
350 SX-F	11-12	Standard Bore HC Cylinder Kit	14.0:1	88	0.00	350	<b>880150</b>	<b>599.95</b>
350 SX-F	13-15	Big Bore Cylinder Kit	13.5:1	90	2.00	365	<b>880183</b>	<b>649.95</b>
350 SX-F	13-15	Big Bore Gasket Kit		0		0	<b>880184</b>	<b>89.95</b>
350 SX-F	13-15	Cylinder	13.6:1	88	0.00	350	<b>880186</b>	<b>279.95</b>
350 SX-F	13-15	Standard Bore Cylinder Kit	13.6:1	88	0	350	<b>880187</b>	<b>579.95</b>
350 SX-F	13-15	Standard Bore Gasket Kit		0		0	<b>880188</b>	<b>85.95</b>
350 SX-F	13-15	Standard Bore HC Cylinder Kit	14.1:1	88	0	350	<b>880189</b>	<b>599.95</b>
350 XC-F	11-12	Big Bore Cylinder Kit	13.5:1	90	2.00	365	<b>880153</b>	<b>649.95</b>
350 XC-F	11-12	Big Bore Gasket Kit		0		0	<b>880148</b>	<b>85.95</b>
350 XC-F	11-12	Cylinder	13.5:1	88	0.00	350	<b>880151</b>	<b>279.95</b>

- accessories
- body
- handlebar & grips
- cables & levers
- exhaust
- engine**
- fuel & intake
- electrical & ignition
- clutch
- drive
- bearings
- brakes
- steering & suspension
- tires
- tools & shop

# ENGINE

## CYLINDER WORKS DIRT BIKE CYLINDER KITS continued

- accessories
- body
- handlebar & grips
- cables & levers
- exhaust
- engine
- fuel & intake
- electrical & ignition
- clutch
- drive
- bearings
- brakes
- steering & suspension
- tires
- tools & shop

MODEL NAME	YEAR	PRODUCT CLASS	COMPRESSION RATIO	CYLINDER DIAMETER	SIZE OVER STANDARD	DISPLACEMENT	PART #	
<b>KTM CONTINUED</b>								
350 XC-F	11-12	Standard Bore Cylinder Kit	13.5:1	88	0.00	350	880152	599.95 G
350 XC-F	11-12	Standard Bore Gasket Kit		0		0	880149	85.95 G
350 XC-F	11-12	Standard Bore HC Cylinder Kit	14.0:1	88	0.00	350	880150	599.95 G
350 XC-F	13-15	Big Bore Cylinder Kit	13.5:1	90	2.00	365	880183	649.95 G
350 XC-F	13-15	Big Bore Gasket Kit		0		0	880184	89.95 G
350 XC-F	13-15	Cylinder	13.6:1	88	0.00	350	880186	279.95 G
350 XC-F	13-15	Standard Bore Cylinder Kit	13.6:1	88	0	350	880187	579.95 G
350 XC-F	13-15	Standard Bore Gasket Kit		0		0	880188	85.95 G
350 XC-F	13-15	Standard Bore HC Cylinder Kit	14.1:1	88	0	350	880189	599.95 G
<b>SUZUKI</b>								
RMZ 250	04-06	Big Bore Cylinder Kit	12.6:1	80	3.0	269	880043	649.95 G
RMZ 250	04-06	Big Bore Gasket Kit		0		0	880042	85.95 G
RMZ 250	04-06	Cylinder	12.6:1	77	0.00	249	880172	279.95 G
RMZ 250	04-06	Cylinder Head Kit		0		0	880295	399.95 G
RMZ 250	04-06	Standard Bore Cylinder Kit	12.6:1	77	0.00	249	880039	595.95 G
RMZ 250	04-06	Standard Bore Gasket Kit		0		0	880041	85.95 G
RMZ 250	04-06	Standard Bore HC Cylinder Kit	13.4:1	77	0.00	249	880040	579.95 G
RMZ 250	07-09	Big Bore Cylinder Kit	13.4:1	80	3.0	269	880064	649.95 G
RMZ 250	07-09	Big Bore Gasket Kit		0		0	880063	85.95 G
RMZ 250	07-09	Cylinder	13.4:1	77	0.00	249	880194	279.95 G
RMZ 250	07-09	Standard Bore Cylinder Kit	13.4:1	77	0.00	249	880061	559.95 G
RMZ 250	07-09	Standard Bore Gasket Kit		0		0	880060	85.95 G
RMZ 250	07-09	Standard Bore HC Cylinder Kit	13.8:1	77	0.00	249	880062	579.95 G
RMZ 250	10-12	Big Bore Cylinder Kit	13.4:1	80	3.00	269	880069	649.95 G
RMZ 250	10-12	Standard Bore Cylinder Kit	13.4:1	77	0	249	880066	559.95 G
RMZ 250	10-12	Standard Bore HC Cylinder Kit	13.8:1	77	0.00	249	880067	599.95 G
RMZ 250	10-15	Big Bore Gasket Kit		0		0	880068	85.95 G
RMZ 250	10-15	Cylinder	13.4:1	77	0.00	249	880195	279.95 G
RMZ 250	10-15	Standard Bore Gasket Kit		0		0	880065	85.95 G
RMZ 250	13-15	Big Bore Cylinder Kit	13.5:1	80	3.0	269	880193	679.95 G
RMZ 250	13-15	Standard Bore Cylinder Kit	13.5:1	77		249	880196	569.95 G
RMZ 250	13-15	Standard Bore HC Cylinder Kit	13.9:1	77		249	880197	589.95 G
DRZ 400	00-15	Big Bore Cylinder Kit	11.3:1	94	4.00	434	880038	649.95 G
DRZ 400	00-15	Big Bore Gasket Kit		0		0	880037	85.95 G
DRZ 400	00-15	Cylinder	11.3:1	90	0	398	880158	269.95 G
DRZ 400	00-15	Standard Bore Cylinder Kit	11.3:1	90	0.00	398	880035	559.95 G
DRZ 400	00-15	Standard Bore Gasket Kit		0		0	880034	85.95 G
DRZ 400	00-15	Standard Bore HC Cylinder Kit	13.5:1	90	0.00	398	880036	579.95 G
DRZ 400SM	05-09	Big Bore Cylinder Kit	11.3:1	94	4.00	434	880038	649.95 G
DRZ 400SM	05-09	Big Bore Gasket Kit		0		0	880037	85.95 G
DRZ 400SM	05-09	Cylinder	11.3:1	90	0	398	880158	269.95 G
DRZ 400SM	05-09	Standard Bore Cylinder Kit	11.3:1	90	0.00	398	880035	559.95 G
DRZ 400SM	05-09	Standard Bore Gasket Kit		0		0	880034	85.95 G
DRZ 400SM	05-09	Standard Bore HC Cylinder Kit	13.5:1	90	0.00	398	880036	579.95 G

## CYLINDER WORKS DIRT BIKE CYLINDER KITS continued

MODEL NAME	YEAR	PRODUCT CLASS	COMPRESSION RATIO	CYLINDER DIAMETER	SIZE OVER STANDARD	DISPLACEMENT	PART #	
<b>YAMAHA</b>								
YZ 85	02-14	Big Bore Cylinder Kit	8.2:1	52.5	5.00	103.5	<b>880096</b>	<b>649.95</b> G
YZ 85	02-14	Big Bore Cylinder Kit	8.2:1	52.5	5.00	107.8	<b>880098</b>	<b>649.95</b> G
YZ 85	02-14	Big Bore Gasket Kit		0		0	<b>880095</b>	<b>85.95</b> G
WR 250F	15	Big Bore Cylinder Kit	13.5:1	80	3.00	269	<b>880260</b>	<b>649.95</b> G
WR 250F	15	Big Bore Gasket Kit		0		0	<b>880261</b>	<b>85.95</b> G
WR 250F	15	Cylinder	13.5:1	77		249	<b>880262</b>	<b>269.95</b> G
WR 250F	15	Standard Bore Cylinder Kit	13.5:1	77		249	<b>880264</b>	<b>559.95</b> G
WR 250F	15	Standard Bore Gasket Kit		0		0	<b>880265</b>	<b>85.95</b> G
WR 250F	15	Standard Bore HC Cylinder Kit	14.2:1	77		249	<b>880263</b>	<b>599.95</b> G
WR 250F	01-04	Standard Bore Cylinder Kit	12.7:1	77	0.00	249	<b>880070</b>	<b>559.95</b> G
WR 250F	01-13	Big Bore Cylinder Kit	12.5:1	80	3.00	269	<b>880072</b>	<b>649.95</b> G
WR 250F	01-13	Big Bore Gasket Kit		0		0	<b>880071</b>	<b>85.95</b> G
WR 250F	01-13	Cylinder	12.7:1	77	0.00	249	<b>880198</b>	<b>269.95</b> G
WR 250F	01-13	Standard Bore Gasket Kit		0		0	<b>880073</b>	<b>85.95</b> G
WR 250F	01-13	Standard Bore HC Cylinder Kit	13.5:1	77	0.00	249	<b>880074</b>	<b>579.95</b> G
WR 250F	05-13	Standard Bore Cylinder Kit	12.5:1	77	0.00	249	<b>880075</b>	<b>559.95</b> G
YZ 250	99-15	Big Bore Cylinder Kit		72	5.6	295	<b>880287</b>	<b>999.95</b> G
YZ 250	99-15	Big Bore Gasket Kit		0		0	<b>880288</b>	<b>79.95</b> G
YZ 250	99-15	Cylinder	8.9~10.6:1	66.4		249	<b>880271</b>	<b>399.95</b> G
YZ 250	99-15	Cylinder Head Kit		0		0	<b>880293</b>	<b>199.95</b> G
YZ 250	99-15	Standard Bore Cylinder Kit	8.9~10.6:1	66.4		249	<b>880272</b>	<b>569.95</b> G
YZ 250	99-15	Standard Bore Gasket Kit		0		0	<b>880273</b>	<b>69.95</b> G
YZ 250F	01-04	Standard Bore Cylinder Kit	12.7:1	77	0.00	249	<b>880070</b>	<b>559.95</b> G
YZ 250F	01-07	Standard Bore HC Cylinder Kit	13.5:1	77	0.00	249	<b>880074</b>	<b>579.95</b> G
YZ 250F	01-13	Big Bore Cylinder Kit	12.5:1	80	3.00	269	<b>880072</b>	<b>649.95</b> G
YZ 250F	01-13	Big Bore Gasket Kit		0		0	<b>880071</b>	<b>85.95</b> G
YZ 250F	01-13	Cylinder	12.7:1	77	0.00	249	<b>880198</b>	<b>269.95</b> G
YZ 250F	01-13	Standard Bore Gasket Kit		0		0	<b>880073</b>	<b>85.95</b> G
YZ 250F	05-07	Standard Bore Cylinder Kit	12.5:1	77	0.00	249	<b>880075</b>	<b>559.95</b> G
YZ 250F	08-13	Standard Bore Cylinder Kit	13.5:1	77	0.00	249	<b>880087</b>	<b>559.95</b> G
YZ 250F	08-13	Standard Bore HC Cylinder Kit	13.9:1	77	0.00	249	<b>880088</b>	<b>599.95</b> G
YZ 250F	14-15	Big Bore Cylinder Kit	13.5:1	80	3.00	269	<b>880260</b>	<b>649.95</b> G
YZ 250F	14-15	Big Bore Gasket Kit		0		0	<b>880261</b>	<b>85.95</b> G
YZ 250F	14-15	Standard Bore Cylinder Kit	13.5:1	77		249	<b>880264</b>	<b>559.95</b> G
YZ 250F	14-15	Standard Bore HC Cylinder Kit	14.2:1	77		249	<b>880263</b>	<b>599.95</b> G
YZ 250F	14-16	Cylinder	13.5:1	77		249	<b>880262</b>	<b>269.95</b> G
YZ 250F	14-16	Standard Bore Gasket Kit		0		0	<b>880265</b>	<b>85.95</b> G
YZ 250FX	15	Big Bore Cylinder Kit	13.5:1	80	3.00	269	<b>880260</b>	<b>649.95</b> G
YZ 250FX	15	Big Bore Gasket Kit		0		0	<b>880261</b>	<b>85.95</b> G
YZ 250FX	15	Cylinder	13.5:1	77		249	<b>880262</b>	<b>269.95</b> G
YZ 250FX	15	Standard Bore Cylinder Kit	13.5:1	77		249	<b>880264</b>	<b>559.95</b> G
YZ 250FX	15	Standard Bore Gasket Kit		0		0	<b>880265</b>	<b>85.95</b> G
YZ 250FX	15	Standard Bore HC Cylinder Kit	14.2:1	77		249	<b>880263</b>	<b>599.95</b> G
WR 450F	03-06	Big Bore Cylinder Kit	12.5:1	98	3.00	478	<b>880156</b>	<b>649.95</b> G
WR 450F	03-06	Big Bore Gasket Kit		0		0	<b>880079</b>	<b>85.95</b> G
WR 450F	03-06	Big Bore Gasket Kit		0		0	<b>880089</b>	<b>89.95</b> G

- accessories
- body
- handlebar & grips
- cables & levers
- exhaust
- engine**
- fuel & intake
- electrical & ignition
- clutch
- drive
- bearings
- brakes
- steering & suspension
- tires
- tools & shop

# ENGINE

## CYLINDER WORKS DIRT BIKE CYLINDER KITS continued

- accessories
- body
- handlebar & grips
- cables & levers
- exhaust
- engine
- fuel & intake
- electrical & ignition
- clutch
- drive
- bearings
- brakes
- steering & suspension
- tires
- tools & shop

MODEL NAME	YEAR	PRODUCT CLASS	COMPRESSION RATIO	CYLINDER DIAMETER	SIZE OVER STANDARD	DISPLACEMENT	PART #		
<b>YAMAHA CONTINUED</b>									
WR 450F	03-06	Big Bore Gasket Kit		0		0	<b>880154</b>	<b>85.95</b>	G
WR 450F	03-06	Cylinder	12.0:1	95	0.00	449	<b>880159</b>	<b>249.95</b>	G
WR 450F	03-06	Standard Bore Cylinder Kit	12.5:1	95	0.00	449	<b>880077</b>	<b>595.95</b>	G
WR 450F	03-06	Standard Bore Gasket Kit		0		0	<b>880076</b>	<b>85.95</b>	G
WR 450F	03-06	Standard Bore HC Cylinder Kit	13.5:1	95	0.00	449	<b>880078</b>	<b>595.95</b>	G
WR 450F	07-15	Big Bore Cylinder Kit	12.5:1	98	3.00	478	<b>880086</b>	<b>649.95</b>	G
WR 450F	07-15	Big Bore Gasket Kit		0		0	<b>880085</b>	<b>85.95</b>	G
WR 450F	07-15	Cylinder	12.5:1	95	0.00	449	<b>880199</b>	<b>269.95</b>	G
WR 450F	07-15	Standard Bore Cylinder Kit	12.5:1	95	0.00	449	<b>880083</b>	<b>559.95</b>	G
WR 450F	07-15	Standard Bore Gasket Kit		0		0	<b>880082</b>	<b>85.95</b>	G
WR 450F	07-15	Standard Bore HC Cylinder Kit	13.5:1	95	0.00	449	<b>880084</b>	<b>599.95</b>	G
YZ 450F	03-05	Big Bore Cylinder Kit	12.5:1	98	3.00	478	<b>880156</b>	<b>649.95</b>	G
YZ 450F	03-05	Big Bore Gasket Kit		0		0	<b>880079</b>	<b>85.95</b>	G
YZ 450F	03-05	Big Bore Gasket Kit		0		0	<b>880089</b>	<b>89.95</b>	G
YZ 450F	03-05	Big Bore Gasket Kit		0		0	<b>880154</b>	<b>85.95</b>	G
YZ 450F	03-05	Cylinder	12.0:1	95	0.00	449	<b>880159</b>	<b>249.95</b>	G
YZ 450F	03-05	Standard Bore Cylinder Kit	12.5:1	95	0.00	449	<b>880077</b>	<b>595.95</b>	G
YZ 450F	03-05	Standard Bore Gasket Kit		0		0	<b>880076</b>	<b>85.95</b>	G
YZ 450F	03-05	Standard Bore HC Cylinder Kit	13.5:1	95	0.00	449	<b>880078</b>	<b>595.95</b>	G
YZ 450F	06-09	Big Bore Cylinder Kit	12.5:1	98	3.00	478	<b>880086</b>	<b>649.95</b>	G
YZ 450F	06-09	Big Bore Gasket Kit		0		0	<b>880085</b>	<b>85.95</b>	G
YZ 450F	06-09	Cylinder	12.5:1	95	0.00	449	<b>880199</b>	<b>269.95</b>	G
YZ 450F	06-09	Standard Bore Cylinder Kit	12.5:1	95	0.00	449	<b>880083</b>	<b>559.95</b>	G
YZ 450F	06-09	Standard Bore Gasket Kit		0		0	<b>880082</b>	<b>85.95</b>	G
YZ 450F	06-09	Standard Bore HC Cylinder Kit	13.5:1	95	0.00	449	<b>880084</b>	<b>599.95</b>	G
YZ 450F	10-13	Big Bore Cylinder Kit	12.5:1	99	2.0	468	<b>880094</b>	<b>649.95</b>	G
YZ 450F	10-13	Big Bore Gasket Kit		0		0	<b>880093</b>	<b>85.95</b>	G
YZ 450F	10-13	Standard Bore Cylinder Kit	12.5:1	97	0.00	449	<b>880091</b>	<b>595.95</b>	G
YZ 450F	10-13	Standard Bore Gasket Kit		0		0	<b>880090</b>	<b>85.95</b>	G
YZ 450F	10-13	Standard Bore HC Cylinder Kit	13.5:1	97	0.00	449	<b>880092</b>	<b>595.95</b>	G
YZ 450F	10-15	Cylinder	12.5:1	97	0.00	449	<b>880200</b>	<b>289.95</b>	G
YZ 450F	14-15	Big Bore Cylinder Kit	12.5:1	99	2.00	468	<b>880266</b>	<b>649.95</b>	G
YZ 450F	14-15	Big Bore Gasket Kit		0		0	<b>880267</b>	<b>85.95</b>	G
YZ 450F	14-15	Standard Bore Cylinder Kit	12.5:1	97	0.00	449	<b>880269</b>	<b>595.95</b>	G
YZ 450F	14-15	Standard Bore Gasket Kit		0		0	<b>880270</b>	<b>85.95</b>	G
YZ 450F	14-15	Standard Bore HC Cylinder Kit	13.5:1	97	0.00	449	<b>880268</b>	<b>595.95</b>	G



## VALVE TRAIN & CAMSHAFTS



Wiseco's new Valve Train components are the next great products available to maximize the performance of your highly stressed racing engine!



Each new product is made from premium materials for maximum strength and durability, and exceed OEM tolerances and specifications.

Rigorous in-house engineering and testing ensures each product bearing Wiseco's name lives up to the highest standards in quality and performance!



### CAMSHAFTS

Wiseco cams produce great torque and horse power gains. Each cam is rigorously tested to produce real "seat of the pants" power increases.

- Produces a camshaft that is tougher and stronger than cast iron cams. Requires no core exchange.
- Reduces friction on the cam buckets and reduces galling at high RPM's.
- Optimizes the valve timing and closes the valves with the perfect deceleration profile. This eliminates valve bounce and reduces premature valve failure.
- Installs using OEM components. No extra parts or special setup required.

### VALVES

Manufactured to the highest quality standards and specifications. Exceed OEM standards.

- Just like our pistons, forged valves offer higher strength and fatigue properties due to the 1-piece construction.
- Offers superb surface hardness and wear resistance.

### CAM CHAINS

- Manufactured to the highest quality standards and specifications. Exceed OEM standards.

## VALVE TRAIN & CAMSHAFTS PRICING

102920	209.95	G	105106	45.39	G	105302	142.70	G	105318	142.70	G	105423	128.43	G
102922	209.95	G	105117	70.16	G	105303	142.70	G	105319	142.70	G	105424	128.43	G
102925	209.95	G	105134	70.16	G	105304	142.70	G	105320	142.70	G	105425	142.70	G
105030	22.99	G	105203	67.78	G	105305	142.70	G	105321	142.70	G	105426	128.43	G
105031	17.77	G	105204	67.78	G	105308	142.70	G	105324	142.70	G	105427	128.43	G
105032	13.66	G	105222	34.48	G	105309	142.70	G	105325	142.70	G	105428	128.43	G
105033	25.19	G	105223	31.77	G	105310	142.70	G	105326	142.70	G	105429	128.43	G
105039	23.76	G	105224	32.74	G	105311	142.70	G	105327	142.70	G	105430	128.43	G
105040	31.77	G	105225	12.55	G	105312	142.70	G	105328	142.70	G	105431	142.70	G
105041	34.48	G	105296	34.48	G	105313	31.77	G	105329	142.70	G	105439	83.52	G
105042	18.60	G	105297	37.11	G	105314	26.30	G	105419	128.43	G	105446	70.16	G
105097	21.69	G	105299	37.11	G	105315	142.70	G	105420	128.43	G	105447	85.58	G
105098	21.69	G	105300	128.43	G	105316	142.70	G	105421	128.43	G	105469	19.45	G
105099	44.90	G	105301	142.70	G	105317	142.70	G	105422	128.43	G			

- accessories
- body
- handlebar & grips
- cables & levers
- exhaust
- engine**
- fuel & intake
- electrical & ignition
- clutch
- drive
- bearings
- brakes
- steering & suspension
- tires
- tools & shop



- accessories
- body
- handlebar & grips
- cables & levers
- exhaust
- engine
- fuel & intake
- electrical & ignition
- clutch
- drive
- bearings
- brakes
- steering & suspension
- tires
- tools & shop

MODEL	YEARS	STEEL INTAKE	STEEL INTAKE CENTER	STEEL EXHAUST	TITANIUM INTAKE	TITANIUM INTAKE CENTER	TITANIUM EXHAUST	CAMSHAFTS		CAM CHAINS
								INTAKE	EXHAUST	
<b>HONDA MOTORCYCLE</b>										
Z50R	91-99	105225		105494						
XR50F	00-03									
CRF50F	04-13									
CRF70F	04-12	105032		105097						
XR70R	97-03									
CRF150F	03-12									105514
CRF150R	07-09	105042		105510						105498
CRF150R	12-15	105042		105510						105498
CRF230F	03-14									105505
XR250R	96-04	105031		105039						111738
CRF250R	04-07			105222	105422					105203
CRF250R	08			105296	105422					105203
CRF250R	09			105296	105422					105203
CRF250R	14-15			105299	105430					105204
CRF250X	04-07			105222	105422					105203
CRF250X	08-09			105222	105422					105203
XR400	96-04	105030		105040						105480
CRF450R	02-06			105041	105315					105446
CRF450R	07			105511	105315					105446
CRF450R	08			105511	105315					105446
CRF450R	09-12			105297	105327					105447
CRF450R	13-16			112425	105327					105447
CRF450X	05-09			105041	105326					105446
	12-14									
XL600R	83-87									111973
XR600R	93-00	105313		105106						105481
XR650R	00-07	105313		105106						105117
XR650L	93-15	105313		105106						105481
<b>KAWASAKI MOTORCYCLE</b>										
KLX250	93-95									112358
KX250F	04-08				105426		105419			105517
KX250F	09-10				105429		105419			105517
KX250F	11-16				105429		105419			105517
KLX300	97-03									112358
KLX400	03-04	105314		105223						105486
KX450F	06-08				105320		105304	102925	102920	105483
KX450F	09-14				105329		105311	102925	102920	105439
KX450F	15				105329		105311			105439
KLX450R	06-13									105483
<b>KTM MOTORCYCLE</b>										
250 SX-F	06-08				105427 111038*		105420 111037*			
250 SX-F	09-12				105427 111038*		105420 111037*			111739
250 SX-F	13-15				112376		112373			111740
250 EXC-F, XC-F, XCF-W	07-13				105427 111038*		105420 111037*			111739
250 EXC-F	14				112376					111740
350 SX-F	11-15				111964 111040*		111963 111039*			111740
350 EXC-F, Freeride	12-16				111964 111040*		111963 111039*			111740
400 EXC	99-07	105499 111050*		105099 111049*						
400 EXC	09-11				111906 111047*	112374				111735

\* MANUFACTURED BY PRO-X



## VALVE TRAIN & CAMSHAFTS

MODEL	YEARS	STEEL INTAKE	STEEL INTAKE CENTER	STEEL EXHAUST	TITANIUM INTAKE	TITANIUM INTAKE CENTER	TITANIUM EXHAUST	CAMSHAFTS		CAM CHAINS
								INTAKE	EXHAUST	
<b>KTM MOTORCYCLE CONTINUED</b>										
450 EXC	03-07	105499 111050*		105099 111049*						
450 SX	03-06				105321 111042*		105305 111041*			
450 SX-F	07-10				105325		105309			111733
450 SX-F	13				112378		112377			111974
450 EXC/MXC	03-07				105321 111042*		105305 111041			
450 EXC-R	08-11			111906 111047*	112374 111048*					111735
505 SX-F	08				105325 111046*		105309 111045*			111733
520 SX	00-02	105499 111050*		105099 111049*						
520 MXC										
520 EXC										
525 SX	03-06	105499 111050*		105099 111049*						
525 EXC	03-07	105499		105099						
525 MXC		111050*		111049*						
525 XC										
525 XC-W										
530 EXC-R	08-11			111906 111047*	112374 111048*					111743
<b>* MANUFACTURED BY PRO-X</b>										
<b>SUZUKI MOTORCYCLE</b>										
RMZ250	04-06				105426		105419			105517
RMZ250	07-09				105428		105421			105517
RMZ250	10-13				111965		105421			105517
RMZ250	14						105421			105517
DRZ400	00-15	105314		105223						105486
RMZ450	05-06				105319		105303			105487
RMZ450	07				105324		105308			105487
RMZ450	08-14				105328		105310			105487
RMZ450X	10-11									105487
<b>YAMAHA MOTORCYCLE</b>										
TTR125	00-15	105484		105098						
YZ250F	01-13				105423	105424	105300	102926		105517
YZ250F	14-15				114729	105424	114730	102926		114731
WR250F	15				114729		114730			114731
WR250R	08-14									105496
YZ400F	98-99	105531	105532	105033						105134
WR400F	98-00									
YZ426	98-00	105531	105532	105033						105134
WR426										
YZ426	01-02				105316	105317	105301			105134
WR426										
YZ450F	03-09				105425	105318	105302		102922	105496
YZ450F	10-13				105431		105312			105439
YZ450F	14-16				114732		114733			105439
WR450F	07-15				105425	105318	105302			105496
XT660R	04-08	105469		105224						105497
XT660X										

- accessories
- body
- handlebar & grips
- cables & levers
- exhaust
- engine**
- fuel & intake
- electrical & ignition
- clutch
- drive
- bearings
- brakes
- steering & suspension
- tires
- tools & shop

# ENGINE

## LIGHTWEIGHT RACING VALVE SPRING KITS



- Kibblewhite uses only the highest quality materials for the valve springs and are precisely machined for the best possible fit and durability for your motorcycle or ATV.
- Kibblewhite valve springs come complete with lightweight racing titanium retainers, chrome silicon springs, steel collars, and keepers as required for one engine.
- The Kibblewhite valve spring kit is easy to install and helps reduce valve float in the high revving engines, adding durability and reliability to the engine.



		LIFT CAPACITY			
<b>HONDA</b>					
CRF150R	07-15	.350"	960041	220.30	G
CRF250R/ X	(R 04-07) (X 04-09)	.380"	960024	245.74	G
CRF250R	08-09	.350"	960066	245.74	G
CRF250R	10-15	.385"	960093	245.74	G
XR250	96-04	.465"	960003	122.70	G
CRF450R	02-08	.440"	960031	222.10	G
CRF450R	09-12	.440"	960077	222.10	G
CRF450X	05-15	.440"	960057	222.10	G
XR/XL 650L	93-14	.465"	960000	167.70	G
XR650R	00-07	.440"	960007	183.15	G
<b>KTM</b>					
250F (RC4 Engines)	05-07	.425"	960253	250.25	G
400 (Excluding LC)	00-09	.435"	960239	193.45	G
520/525/540 XC/XCW/ EXC/SXS	02-07	.435"	960239	193.45	G
450/525 XC	08-09				

		LIFT CAPACITY			
<b>KAWASAKI</b>					
KLX400	01-06	.440"	960107	223.05	G
KX450F	06-08	.415"	960113	235.40	G
<b>SUZUKI</b>					
RMZ250	04-06	.445"	960139	235.40	G
RMZ250	07-15	.445"	960157	235.40	G
DRZ400	00-15	.440"	960133	158.90	G
RMZ450	05-06	.415"	960145	222.10	G
<b>YAMAHA</b>					
WR/YZ250F	01-13	.380"	960176	339.55	G
TTR250	99-06	.380"	960164	166.20	G
YZ450F	10-13	.450"	960199	222.10	G



## VALVE GUIDES



We choose to use the copper based C63000 nickel-aluminum bronze as a material to make our bronze valve guides because of its ideal characteristics for the application. The 5% nickel content provides superior resistance to wear, and the approximately 80 percent copper content delivers outstanding heat conductivity. KPML® guide profiles are designed to have minimal effect on the airstream while maintaining critical cross sectional thickness in high temperature areas, which promotes high performance and endurance.

		INTAKE		EXHAUST			
<b>HONDA</b>							
CRF150R	07-15	960042	32.75	G	960043	32.75	G
CRF250R/ X	(R 04-07) (X 04-15)	960025	15.30	G	960026	13.05	G
CRF250R	08-09	960073	15.30	G	960075	15.30	G
CRF250R	10-15	960098	15.35	G	960099	17.60	G
CRF450R	02-08	960014	15.35	G	960015	15.35	G
CRF450R	09-12	960084	32.75	G	960085	32.75	G
CRF450X	05-15	960062	15.35	G	960063	15.35	G
XR/XL 650L	93-14	960023	32.75	G	960023	32.75	G
XR650R	00-07	960012	32.75	G	960013	32.75	G
<b>KAWASAKI</b>							
KLX 250/300R	94-14	960132	17.60	G	960132	17.60	G
KX250F	04-06	960102	32.75	G	960102	32.75	G
	07-16	960125	32.75	G	960102	32.75	G
KLX400	01-06	960108	15.35	G	960108	15.35	G
KX450F	06-08	960118	15.35	G	960118	15.35	G

		INTAKE		EXHAUST			
<b>KTM</b>							
250F (RC4 Engines)	05-07	960258	19.80	G	960259	19.80	G
400 (Excluding LC)	00-09	960244	17.60	G	960245	17.60	G
450F (Excluding SXF)	02-07	-----			960248	15.35	G
520/525/540 XC/ XCW/EXC/SXS 450/525XC	02-07	960244	17.60	G	960245	17.60	G
	08-09						
<b>SUZUKI</b>							
RMZ250	04-06	960140	15.35	G	960140	15.35	G
RMZ250	07-15	960162	15.35	G	960162	15.35	G
DRZ400	00-15	960138	15.35	G	960138	15.35	G
RMZ450	05-06	960156	15.35	G	960156	15.35	G
<b>YAMAHA</b>							
WR/YZ250F	01-13	960180	15.35	G	960181	15.35	G
YF450F	10-16	960204	17.60	G	960205	17.60	G
YZ450F	03-09	960184	15.35	G	960185	15.35	G





## BLACK DIAMOND VALVES

All KPMI® Black Diamond™ Stainless steel valves are impregnated by a special German process to a depth of .002, with a surface build up of .0002. This Black Diamond process improves wear properties, reduces friction, and provides resistance to corrosion and wear that is superior to chrome and nickel electrolysis plating. Each valve is designed using Finite Element Analysis software, and profiles are tested on our computerized flow bench. Black Diamond™ Valves are lightweight, strong, one piece forgings with profiles that provide excellent flow characteristics.



- accessories
- body
- handlebar & grips
- cables & levers
- exhaust
- engine
- fuel & intake
- electrical & ignition
- clutch
- drive
- bearings
- brakes
- steering & suspension
- tires
- tools & shop

### HONDA DIRT BIKE

CRF150R	07-15	Intake	26mm (STD)	960044	40.15	G
		Intake	27mm (oversize)	960045	40.15	G
		Exhaust	22.5mm (STD)	960046	40.15	G
		Exhaust	23.5mm (oversize)	960047	40.15	G
CRF250 R/X	R 04-07 X 04-15	Intake	31mm (STD)	960027	40.15	G
		Intake	32mm (oversize)	960028	40.15	G
		Exhaust	26mm (STD)	960029	40.15	G
		Exhaust	27mm (oversize)	960030	40.15	G
CRF250R	08-09	Intake	31mm (STD)	960068	40.15	G
		Intake	32mm (oversize)	960069	40.15	G
		Exhaust	26mm (STD)	960070	40.15	G
		Exhaust	27mm (oversize)	960071	40.15	G
CRF250R	10-15	Intake	30.5mm (STD)	960094	40.15	G
		Intake	31.5mm (oversize)	960095	40.15	G
		Exhaust	25mm (STD)	960096	40.15	G
		Exhaust	26mm (oversize)	960097	40.15	G
CRF450R	02-08	Intake	36mm (STD)	960016	31.90	G
		Intake	37mm (oversize)	960017	31.90	G
		Intake	38mm (oversize)	960018	57.85	G
		Exhaust	31mm (STD)	960019	31.90	G
		Exhaust	32mm (oversize)	960020	31.90	G
CRF450R	09-12	Exhaust	30mm (07-08 standard)	960021	31.90	G
		Intake	36mm (STD)	960078	31.90	G
		Intake	37mm (oversize)	960079	31.90	G
		Intake	38mm (oversize)	-----		
CRF450X	05-15	Exhaust	30mm (STD)	960081	31.90	G
		Exhaust	31mm (oversize)	960082	31.90	G
		Exhaust	32mm (oversize)	960083	31.90	G
		Intake	35mm (STD)	960058	31.90	G
XR/XL 650L	93-14	Intake	36mm (STD)	960001	40.15	G
		Intake	37mm (oversize)	960002	40.15	G
		Exhaust	31mm (STD)	960002	40.15	G
		Exhaust	32mm (oversize)	960003	40.15	G
XR650R	00-07	Intake	37mm (STD)	960008	57.95	G
		Intake	38mm (oversize)	960009	57.95	G
		Exhaust	32mm (STD)	960010	57.95	G
		Exhaust	31mm (oversize)	960011	57.95	G

### KAWASAKI DIRT BIKE

KLX400	01-06	Intake	36mm (STD)	960109	31.90	G
		Intake	37mm (oversize)	960110	31.90	G
		Exhaust	29mm (STD)	960111	31.90	G
		Exhaust	30mm (oversize)	960112	31.90	G
KX250F	03-16	Intake	31mm (STD)	960103	40.15	G
		Intake	32mm (oversize)	960104	40.15	G
		Exhaust	25mm (STD)	960105	40.15	G
		Exhaust	26mm (oversize)	960106	40.15	G

### KAWASAKI DIRT BIKE CONTINUED

KX450F	06-08	Intake	36mm (STD)	960114	39.95	G
		Intake	37mm (oversize)	960115	39.95	G
		Exhaust	31mm (STD)	960116	39.95	G
		Exhaust	32mm (oversize)	960117	39.95	G

### KTM DIRT BIKE

250F (RC4 Engines)	05-07	Intake	30.95mm (STD)	960254	40.15	G
		Intake	31.95mm (oversize)	960255	40.15	G
		Exhaust	26.6mm (STD)	960256	40.15	G
		Exhaust	27.6 (oversize)	960257	40.15	G
400 (Excluding LC)	00-07	Intake	35mm (STD)	960240	40.15	G
		Intake	36mm (oversize)	960241	40.15	G
		Exhaust	30mm (STD)	960242	40.15	G
450F (Excluding SXF)	02-07	Exhaust	31mm (oversize)	960243	40.15	G
		Intake	35mm (STD)	-----		
		Intake	36mm (oversize)	960250	40.15	G
		Exhaust	30mm (STD)	-----		
520/525/540 XC/XCWW/EXC/SXS 450/525 XC	02-07 08-09	Exhaust	31mm (oversize)	-----		
		Intake	35mm (STD)	960240	40.15	G
		Intake	36mm (oversize)	960241	40.15	G
		Exhaust	30mm (STD)	960242	40.15	G
520/525/540 XC/XCWW/EXC/SXS 450/525 XC	02-07 08-09	Exhaust	31mm (oversize)	960243	40.15	G
		Intake	35mm (STD)	960240	40.15	G
		Intake	36mm (oversize)	960241	40.15	G
		Exhaust	30mm (STD)	960242	40.15	G

### SUZUKI DIRT BIKE

RMZ250	04-06	Intake	31mm (STD)	960141	40.15	G
		Intake	32mm (oversize)	960142	40.15	G
		Exhaust	25mm (STD)	960143	40.15	G
		Exhaust	26mm (oversize)	960144	40.15	G
RMZ250	07-15	Intake	31mm (STD)	960158	40.15	G
		Intake	32mm (oversize)	960159	40.15	G
		Exhaust	25mm (STD)	960160	40.15	G
		Exhaust	26mm (oversize)	960161	40.15	G
DRZ400	00-15	Intake	36mm (STD)	960134	31.90	G
		Intake	37mm (oversize)	960135	31.90	G
		Exhaust	29mm (STD)	960136	31.90	G
		Exhaust	30mm (oversize)	960137	31.90	G
RMZ450	05-06	Intake	36mm (STD)	960146	31.90	G
		Intake	37mm (oversize)	960147	31.90	G
		Exhaust	29mm (STD)	960148	31.90	G
		Exhaust	30mm (oversize)	960149	31.90	G

### YAMAHA DIRT BIKE

WR/YZ250F	01-13	Intake	23mm (STD)	960177	40.15	G
		Intake	23mm (STD center)	960178	40.15	G
		Exhaust	24.5mm (STD)	960179	40.15	G
YF450F	10-13	Intake	36mm (STD)	960200	31.90	G
		Intake	37mm (oversize)	960201	31.90	G
		Exhaust	30mm (STD)	960202	31.90	G
		Exhaust	31mm (oversize)	960203	31.90	G

NOTE\* Must use kibblewhite valve spring kit when installing black diamond valves

# ENGINE



## PRO X ENGINE VALVES



PROX Valves are made in Europe to high quality standards. By using a forged one-piece titanium alloy with several integrated material micro structures, specific and different material properties are created in area's where needed. The high tech Ti3Al alloy has also very good material properties at high temperatures. The special coating creates considerably lower friction between the valve and other parts like valve guides. Therefore the PROX valves exceed OE specifications in dimensions and reliability.

MODEL DIRT	YEAR	O.E.M. REFERENCE	REMARKS	MATERIAL	PCS.				
<b>BETA ENGINE VALVE</b>									
RR 450	2005-2009	3625332 000	Exhaust	Steel	2 pcs	111049	44.02	G	
		3625331 000	Intake	Steel	2 pcs	111050	28.41	G	
RR 525	2005-2009	3625332 000	Exhaust	Steel	2 pcs	111049	44.02	G	
		3625331 000	Intake	Steel	2 pcs	111050	28.41	G	
<b>HONDA ENGINE VALVE</b>									
Z 50 R	1991-1999	14721-GK4-601	Exhaust	Steel	1 pc	110919	20.54	G	
		14711-GK4-013	Intake	Steel	1 pc	110920	12.30	G	
XR 50 R	2000-2003	14721-GK4-601	Exhaust	Steel	1 pc	110919	20.54	G	
		14711-GK4-013	Intake	Steel	1 pc	110920	12.30	G	
CRF 50 F	2004-2014	14721-GK4-601	Exhaust	Steel	1 pc	110919	20.54	G	
		14711-GK4-013	Intake	Steel	1 pc	110920	12.30	G	
XR 70 R	1997-2003	14721-GF6-000	Exhaust	Steel	1 pc	110921	21.26	G	
		14711-GN5-713	Intake	Steel	1 pc	110922	13.39	G	
CRF 70 F	2004-2012	14721-GF6-000	Exhaust	Steel	1 pc	110921	21.26	G	
		14711-GN5-713	Intake	Steel	1 pc	110922	13.39	G	
CRF 150 F	2003-2005	14721-KBB-900	Exhaust	Steel	1 pc	110927	23.29	G	
		14711-KBB-900	Intake	Steel	1 pc	110928	17.42	G	
CRF 150 F	2006-2014	14721-KRM-840	Exhaust	Steel	1 pc	110923	23.29	G	
		14711-KRM-840	Intake	Steel	1 pc	110924	17.42	G	
CRF 150 R	2007-2014	14721-KSE-670	Exhaust	Steel	2 pcs	110925	26.16	G	
		14711-KSE-670	Intake	Steel	2 pcs	110926	18.24	G	
XR 200 R	1981-2001	14721-437-000	Exhaust	Steel	1 pc	110937	23.29	G	
		14711-437-000	Intake	Steel	1 pc	110938	17.42	G	
CRF 230 F	2003-2014	14721-KBB-900	Exhaust	Steel	1 pc	110927	23.29	G	
		14711-KBB-900	Intake	Steel	1 pc	110928	17.42	G	
CRF 230 L	2008-2009	14721-KBB-900	Exhaust	Steel	1 pc	110927	23.29	G	
		14711-KBB-900	Intake	Steel	1 pc	110928	17.42	G	
CRF 250 R	2004-2007	14721-KRN-670	Exhaust	Steel	2 pcs	110929	33.80	G	
		14711-KRN-670	Intake	Titanium	2 pcs	110930	125.91	G	
		14721-KRN-670	Exhaust	Titanium *	2 pcs	110931	125.91	G	
CRF 250 R	2008-2009	14721-KRN-A10	Exhaust	Steel	2 pcs	110932	33.80	G	
		14711-KRN-670	Intake	Titanium	2 pcs	110930	125.91	G	
CRF 250 R	2010-2014	14721-KRN-A40	Exhaust	Steel	2 pcs	110933	36.38	G	
		14711-KRN-A40	Intake	Titanium	2 pcs	110934	125.91	G	
CRF 250 X	2004-2013	14721-KRN-670	Exhaust	Steel	2 pcs	110929	33.80	G	
		14711-KRN-670	Intake	Titanium	2 pcs	110930	125.91	G	
		14721-KRN-670	Exhaust	Titanium *	2 pcs	110931	125.91	G	
XR 250 R	1996-2004	14721-KCZ-000	Exhaust	Steel	2 pcs	110935	23.28	G	
		14711-KCZ-000	Intake	Steel	2 pcs	110936	17.42	G	
XR250 Tornado	2001-2012	14721-KPF-900	Exhaust	Steel	2 pcs	114013	26.20	G	
		14711-KPF-900	Intake	Steel	2 pcs	114014	20.32	G	
XR 400 R	1996-2004	14721-KCY-670	Exhaust	Steel	2 pcs	110946	31.15	G	
		14711-KCY-670	Intake	Steel	2 pcs	110947	22.54	G	
CRF 450 R	2002-2006	14721-MEB-670	Exhaust	Steel	2 pcs	110939	33.80	G	
		14711-MEB-670	Intake	Titanium	2 pcs	110940	139.90	G	
		-	Exhaust	Titanium *	2 pcs	-----			
CRF 450 R	2007-2008	14721-MEN-A00	Exhaust	Steel	2 pcs	110943	36.38	G	
		14711-MEB-670	Intake	Titanium	2 pcs	110940	139.90	G	
CRF 450 R	2009-2012	14721-MEN-A30	Exhaust	Steel	2 pcs	110944	36.38	G	
		14711-MEN-A30	Intake	Titanium	2 pcs	110945	139.90	G	
CRF 450 R	2013-2014	14721-MEN-A70	Exhaust	Steel	2 pcs	114015	36.38	G	
		14711-MEN-A30	Intake	Titanium	2 pcs	110945	139.90	G	
CRF 450 X	2005-2014	14711-MEY-670	Intake	Titanium	2 pcs	110942	139.90	G	
XR 600 R	1993-2000	14721-MG3-000	Exhaust	Steel	2 pcs	110948	44.50	G	
		14711-MG3-000	Intake	Steel	2 pcs	110949	31.15	G	
NX 650 Dominator	1988-1994	14721-MG3-000	Exhaust	Steel	2 pcs	110948	44.50	G	
		14711-MG3-000	Intake	Steel	2 pcs	110949	31.15	G	
XR 650 L	1993-2014	14721-MG3-000	Exhaust	Steel	2 pcs	110948	44.50	G	
		14711-MG3-000	Intake	Steel	2 pcs	110949	31.15	G	
SLR 650	1997-2000	14721-MG3-000	Exhaust	Steel	2 pcs	110948	44.50	G	
		14711-MG3-000	Intake	Steel	2 pcs	110949	31.15	G	
FMX 650	2005-2007	14721-MG3-000	Exhaust	Steel	2 pcs	110948	44.50	G	
		14711-MG3-000	Intake	Steel	2 pcs	110949	31.15	G	

\* Special Race Application

## PRO X ENGINE VALVES CONTINUED

MODEL DIRT	YEAR	O.E.M. REFERENCE	REMARKS	MATERIAL	PCS.			
<b>HUSABERG ENGINE VALVE</b>								
FE 250	2013	771.36.031.000	Exhaust	Titanium	2 pcs	111037	125.91	G
		771.36.030.100	Intake	Titanium	2 pcs	111038	125.91	G
FE 250	2014	777.36.031.000	Exhaust	Titanium	2 pcs	114018	125.91	G
		777.36.030.000	Intake	Titanium	2 pcs	114019	125.91	G
FE 350	2013-2014	772.36.031.100	Exhaust	Titanium	2 pcs	111039	125.91	G
		772.36.030.200	Intake	Titanium	2 pcs	111040	125.91	G
FE 390	2010-2012	780.36.031.000	Exhaust	Steel	2 pcs	111047	46.16	G
		780.36.030.000	Intake	Titanium	2 pcs	111048	139.90	G
FE 450	2004-2008	590.36.031.000	Exhaust	Steel	2 pcs	111049	44.02	G
		590.36.030.000	Intake	Steel	2 pcs	111050	28.41	G
FE 450	2009-2013	780.36.031.000	Exhaust	Steel	2 pcs	111047	46.16	G
		780.36.030.000	Intake	Titanium	2 pcs	111048	139.90	G
FE 450	2014	780.36.031.000	Exhaust	Steel	2 pcs	111047	46.16	G
		789.36.030.100	Intake	Titanium	2 pcs	114021	139.90	G
FX 450	2010-2012	780.36.031.000	Exhaust	Steel	2 pcs	111047	46.16	G
		780.36.030.000	Intake	Titanium	2 pcs	111048	139.90	G
FE 501	2013	780.36.031.000	Exhaust	Steel	2 pcs	111047	46.16	G
		780.36.030.000	Intake	Titanium	2 pcs	111048	139.90	G
FE 501	2014	780.36.031.000	Exhaust	Steel	2 pcs	111047	46.16	G
		789.36.030.100	Intake	Titanium	2 pcs	114021	139.90	G
FE 550	2004-2008	590.36.031.000	Exhaust	Steel	2 pcs	111049	44.02	G
		590.36.030.000	Intake	Steel	2 pcs	111050	28.41	G
FE 570	2009-2012	780.36.031.000	Exhaust	Steel	2 pcs	111047	46.16	G
		780.36.030.000	Intake	Titanium	2 pcs	111048	139.90	G
FE 650	2004-2008	590.36.031.000	Exhaust	Steel	2 pcs	111049	44.02	G
		590.36.030.000	Intake	Steel	2 pcs	111050	28.41	G
FS 650	2004-2008	590.36.031.000	Exhaust	Steel	2 pcs	111049	44.02	G
		590.36.030.000	Intake	Steel	2 pcs	111050	28.41	G
<b>HUSQVARNA ENGINE VALVE</b>								
FC 250	2014	777.36.031.000	Exhaust	Titanium	2 pcs	114018	125.91	G
		777.36.030.000	Intake	Titanium	2 pcs	114019	125.91	G
FE 250	2014	777.36.031.000	Exhaust	Titanium	2 pcs	114018	125.91	G
		777.36.030.000	Intake	Titanium	2 pcs	114019	125.91	G
FC 350	2014	772.36.031.100	Exhaust	Titanium	2 pcs	111039	125.91	G
		772.36.030.200	Intake	Titanium	2 pcs	111040	125.91	G
FE 350	2014	772.36.031.100	Exhaust	Titanium	2 pcs	111039	125.91	G
		772.36.030.200	Intake	Titanium	2 pcs	111040	125.91	G
SMR 400	2005-2006	8000-A4161	Exhaust	Titanium	2 pcs	111043	139.90	G
		8000-A4631	Intake	Titanium	2 pcs	111044	139.90	G
TC-TE 450/510	2005	8000-A4161	Exhaust	Titanium	2 pcs	111043	139.90	G
		8000-A4631	Intake	Titanium	2 pcs	111044	139.90	G
FC 450	2014	789.36.031.000	Exhaust	Titanium	2 pcs	114020	139.90	G
		789.36.030.100	Intake	Titanium	2 pcs	114021	139.90	G
FE 450	2014	780.36.031.000	Exhaust	Steel	2 pcs	111047	46.16	G
		789.36.030.100	Intake	Titanium	2 pcs	114021	139.90	G
FE 501	2014	780.36.031.000	Exhaust	Steel	2 pcs	111047	46.16	G
		789.36.030.100	Intake	Titanium	2 pcs	114021	139.90	G
<b>KTM ENGINE VALVE</b>								
KTM 250 SX-F	2006-2012	770.36.031.000	Exhaust	Titanium	2 pcs	111037	125.91	G
		770.36.030.000	Intake	Titanium	2 pcs	111038	125.91	G
KTM 250 SX-F	2013-2014	777.36.031.000	Exhaust	Titanium	2 pcs	114018	125.91	G
		777.36.030.000	Intake	Titanium	2 pcs	114019	125.91	G
KTM 250 EXC-F	2007-2013	770.36.031.000	Exhaust	Titanium	2 pcs	111037	125.91	G
		770.36.030.000	Intake	Titanium	2 pcs	111038	125.91	G
KTM 250 EXC-F	2014	777.36.031.000	Exhaust	Titanium	2 pcs	114018	125.91	G
		777.36.030.000	Intake	Titanium	2 pcs	114019	125.91	G
KTM350 SX-F	2011-2014	772.36.031.100	Exhaust	Titanium	2 pcs	111039	125.91	G
		772.36.030.000	Intake	Titanium	2 pcs	111040	125.91	G
KTM350 EXC-F	2012-2014	772.36.031.100	Exhaust	Titanium	2 pcs	111039	125.91	G
		772.36.030.200	Intake	Titanium	2 pcs	111040	125.91	G
KTM 400 EXC Racing	1999-2002	590.36.031.000	Exhaust	Steel	2 pcs	111049	44.02	G
		590.36.030.000	Intake	Steel	2 pcs	111050	28.41	G
KTM 400 EXC	2009-2011	780.36.031.000	Exhaust	Steel	2 pcs	111047	46.16	G
		780.36.030.000	Intake	Titanium	2 pcs	111048	139.90	G
KTM 450 EXC Racing	2003-2007	590.36.031.000	Exhaust	Steel	2 pcs	111049	44.02	G
		590.36.030.000	Intake	Steel	2 pcs	111050	28.41	G
KTM 450 EXC-R	2008-2011	780.36.031.000	Exhaust	Steel	2 pcs	111047	46.16	G
		780.36.030.000	Intake	Titanium	2 pcs	111048	139.90	G
KTM 450 EXC	2012-2013	780.36.031.000	Exhaust	Steel	2 pcs	111047	46.16	G
		780.36.030.000	Intake	Titanium	2 pcs	111048	139.90	G
KTM 450 EXC	2014	780.36.031.000	Exhaust	Steel	2 pcs	111047	46.16	G
		789.36.030.100	Intake	Titanium	2 pcs	114021	139.90	G

- accessories
- body
- handlebar & grips
- cables & levers
- exhaust
- engine
- fuel & intake
- electrical & ignition
- clutch
- drive
- bearings
- brakes
- steering & suspension
- tires
- tools & shop

## PRO X ENGINE VALVES CONTINUED

MODEL DIRT	YEAR	O.E.M. REFERENCE	REMARKS	MATERIAL	PCS.			
<b>KTM ENGINE VALVE CONTINUED</b>								
KTM 450 SM-R	2004-2007	594.36.031.000	Exhaust	Titanium	2 pcs	111041	139.90	G
		594.36.030.000	Intake	Titanium	2 pcs	111042	139.90	G
KTM 450 SM-R	2008-2012	773.36.031.300	Exhaust	Titanium	2 pcs	111045	139.90	G
		773.36.030.300	Intake	Titanium	2 pcs	111046	139.90	G
KTM 450 SM-R	2013-2014	789.36.030.000	Exhaust	Titanium	2 pcs	114020	139.90	G
		789.36.031.000	Intake	Titanium	2 pcs	114021	139.90	G
KTM 450 SX Racing	2003-2006	594.36.031.000	Exhaust	Titanium	2 pcs	111041	139.90	G
		594.36.030.000	Intake	Titanium	2 pcs	111042	139.90	G
KTM 450 SX-F	2007-2012	773.36.031.300	Exhaust	Titanium	2 pcs	111045	139.90	G
		773.36.030.300	Intake	Titanium	2 pcs	111046	139.90	G
KTM 450 SX-F	2013-2014	789.36.030.000	Exhaust	Titanium	2 pcs	114020	139.90	G
		789.36.031.000	Intake	Titanium	2 pcs	114021	139.90	G
KTM 500 EXC	2012-2013	780.36.031.000	Exhaust	Steel	2 pcs	111047	46.16	G
		780.36.030.000	Intake	Titanium	2 pcs	111048	139.90	G
KTM 500 EXC	2014	780.36.031.000	Exhaust	Steel	2 pcs	111047	46.16	G
		789.36.030.100	Intake	Titanium	2 pcs	114021	139.90	G
KTM 505 SX-F	2008	773.36.031.200	Exhaust	Titanium	2 pcs	111045	139.90	G
		773.36.030.200	Intake	Titanium	2 pcs	111046	139.90	G
KTM 505 XC-F	2009	773.36.031.200	Exhaust	Titanium	2 pcs	111045	139.90	G
		773.36.030.200	Intake	Titanium	2 pcs	111046	139.90	G
KTM 520 SX-EXC	2000-2002	590.36.031.000	Exhaust	Steel	2 pcs	111049	44.02	G
		590.36.030.000	Intake	Steel	2 pcs	111050	28.41	G
KTM 525 SX-EXC	2003-2007	590.36.031.000	Exhaust	Steel	2 pcs	111049	44.02	G
		590.36.030.000	Intake	Steel	2 pcs	111050	28.41	G
KTM 525 SM-R	2004-2005	594.36.031.000	Exhaust	Titanium	2 pcs	111041	139.90	G
		594.36.030.000	Intake	Titanium	2 pcs	111042	139.90	G
KTM 530 EXC-R	2008-2011	780.36.031.000	Exhaust	Steel	2 pcs	111047	46.16	G
		780.36.030.000	Intake	Titanium	2 pcs	111048	139.90	G
KTM 560 SM-R	2006-2007	594.36.031.000	Exhaust	Titanium	2 pcs	111041	139.90	G
		594.36.030.000	Intake	Titanium	2 pcs	111042	139.90	G
<b>KAWASAKI ENGINE VALVE</b>								
KX 250 F	2004-2008	12005-0002	Exhaust	Titanium	2 pcs	111000	125.91	G
		12004-0002	Intake	Titanium	2 pcs	111001	125.91	G
KX 250 F	2009-2014	12005-0002	Exhaust	Titanium	2 pcs	111000	125.91	G
		12004-0033	Intake	Titanium	2 pcs	111028	125.91	G
KLX 400 R	2003	12005-S004	Exhaust	Steel	2 pcs	110986	31.15	G
		12004-S004	Intake	Steel	2 pcs	110987	25.78	G
KX 450 F	2006-2008	12005-0036	Exhaust	Titanium	2 pcs	111029	139.90	G
		12004-0018	Intake	Titanium	2 pcs	111030	139.90	G
KX 450 F	2009-2014	12005-0049	Exhaust	Titanium	2 pcs	111031	139.90	G
		12004-0034	Intake	Titanium	2 pcs	111032	139.90	G
<b>SUZUKI ENGINE VALVE</b>								
RM-Z 250	2004-2006	K1200-5002	Exhaust	Titanium	2 pcs	111000	125.91	G
		K1200-4002	Intake	Titanium	2 pcs	111001	125.91	G
RM-Z 250	2007-2009	12912-10H00	Exhaust	Titanium	2 pcs	110983	125.91	G
		12911-10H00	Intake	Titanium	2 pcs	110984	125.91	G
RM-Z 250	2010-2014	12912-10H00	Exhaust	Titanium	2 pcs	110983	125.91	G
		12911-49H00	Intake	Titanium	2 pcs	110985	125.91	G
DR-Z 400	2000-2014	12912-29F00	Exhaust	Steel	2 pcs	110986	31.15	G
		12911-29F00	Intake	Steel	2 pcs	110987	25.78	G
RM-Z 450	2005-2006	12912-35600	Exhaust	Titanium	2 pcs	110988	139.90	G
		12911-35640	Intake	Titanium	2 pcs	110989	139.90	G
RM-Z 450	2007	12912-35G20	Exhaust	Titanium	2 pcs	110992	139.90	G
		12911-35G20	Intake	Titanium	2 pcs	110993	139.90	G
RM-Z 450	2008-2014	12912-28H00	Exhaust	Titanium	2 pcs	110994	139.90	G
		12911-28H00	Intake	Titanium	2 pcs	110995	139.90	G
RMX 450 Z	2010-2014	12912-28H00	Exhaust	Titanium	2 pcs	110994	139.90	G
		12911-28H00	Intake	Titanium	2 pcs	110995	139.90	G
<b>YAMAHA ENGINE VALVE</b>								
TT-R 125	2000-2007	5HP-12121-00	Exhaust	Steel	1 pc	110950	21.26	G
		5HP-12111-01	Intake	Steel	1 pc	110951	13.07	G
XT 225	1992-1998	5HO-12121-00	Exhaust	Steel	1 pc	110952	22.55	G
		5HO-12111-00	Intake	Steel	1 pc	110953	16.70	G
TT-R 225/230	1999-2007	5HO-12121-00	Exhaust	Steel	1 pc	110952	22.55	G
		5HO-12111-00	Intake	Steel	1 pc	110953	16.70	G
YZ / WR 250 F	2001-2013	5NL-12121-10	Exhaust	Titanium	2 pcs	110954	125.91	G
		5NL-12112-10	Intake I	Titanium	1 pc	110955	125.91	G
		5NL-12111-10	Intake II	Titanium	2 pcs	110956	125.91	G
YZ 400 F	1998-1999	5BE-12121-10	Exhaust	Steel	2 pcs	110957	24.70	G
		5BE-12111-10	Intake I	Steel	1 pc	110958	18.24	G
		5BE-12112-10	Intake II	Steel	2 pcs	110959	18.24	G

## PRO X ENGINE VALVES CONTINUED

MODEL DIRT	YEAR	O.E.M. REFERENCE	REMARKS	MATERIAL	PCS.			
<b>YAMAHA ENGINE VALVE CONTINUED</b>								
WR 400 F	1998-2000	5BE-12121-10	Exhaust	Steel	2 pcs	<b>110957</b>	<b>24.70</b>	G
		5BE-12111-10	Intake I	Steel	1 pc	<b>110958</b>	<b>18.24</b>	G
		5BE-12112-10	Intake II	Steel	2 pcs	<b>110959</b>	<b>18.24</b>	G
YZ 426 F	2000	5BE-12121-10	Exhaust	Steel	2 pcs	<b>110957</b>	<b>24.70</b>	G
		5BE-12111-10	Intake I	Steel	1 pc	<b>110958</b>	<b>18.24</b>	G
		5BE-12112-10	Intake II	Steel	2 pcs	<b>110959</b>	<b>18.24</b>	G
YZ / WR 426 F	2001-2002	5JG-12121-00	Exhaust	Titanium	2 pcs	<b>110960</b>	<b>139.90</b>	G
		5JG-12111-00	Intake I	Titanium	1 pc	<b>110961</b>	<b>139.90</b>	G
		5JG-12112-00	Intake II	Titanium	2 pcs	<b>110962</b>	<b>139.90</b>	G
YZ 450 F	2003-2009	5TA-12121-00	Exhaust	Titanium	2 pcs	<b>110963</b>	<b>139.90</b>	G
		5TA-12111-00	Intake I	Titanium	1 pc	<b>110964</b>	<b>139.90</b>	G
		5TA-12112-00	Intake II	Titanium	2 pcs	<b>110965</b>	<b>139.90</b>	G
YZ 450 F	2010-2013	33D-12121-00	Intake	Titanium	2 pcs	<b>110967</b>	<b>139.90</b>	G
		33D-12111-00	Exhaust	Titanium	2 pcs	<b>110966</b>	<b>139.90</b>	G
YZ 450 F	2014	1SL-12121-00	Intake	Titanium	2 pcs	<b>114017</b>	<b>139.90</b>	G
		1SL-12111-00	Exhaust	Titanium	2 pcs	<b>114016</b>	<b>139.90</b>	G
WR 450 F	2003-2014	5TA-12121-00	Exhaust	Titanium	2 pcs	<b>110963</b>	<b>139.90</b>	G
		5TA-12111-00	Intake I	Titanium	1 pc	<b>110964</b>	<b>139.90</b>	G
		5TA-12112-00	Intake II	Titanium	2 pcs	<b>110965</b>	<b>139.90</b>	G
XT/TT 600	1987-2002	1VJ-12121-00	Exhaust	Steel	2 pcs	<b>110970</b>	<b>33.56</b>	G
		1VJ-12111-00	Intake	Steel	2 pcs	<b>110971</b>	<b>23.11</b>	G
XT-Z 600	1986-1990	1VJ-12121-00	Exhaust	Steel	2 pcs	<b>110970</b>	<b>33.56</b>	G
		1VJ-12111-00	Intake	Steel	2 pcs	<b>110971</b>	<b>23.11</b>	G
TT-R 600	1998-2004	1VJ-12121-00	Exhaust	Steel	2 pcs	<b>110970</b>	<b>33.56</b>	G
		1VJ-12111-00	Intake	Steel	2 pcs	<b>110971</b>	<b>23.11</b>	G
<b>GAS-GAS ENGINE VALVE</b>								
EC 250 F	2010-2014	5NL-12121-10	Exhaust	Titanium	2 pcs	<b>110954</b>	<b>125.91</b>	G
		5NL-12112-20	Intake I	Titanium	1 pc	<b>110955</b>	<b>125.91</b>	G
		5NL-12111-20	Intake II	Titanium	2 pcs	<b>110956</b>	<b>125.91</b>	G
EC 300 F	2013-2014	5NL-12121-10	Exhaust	Titanium	2 pcs	<b>110954</b>	<b>125.91</b>	G
		5NL-12112-20	Intake I	Titanium	1 pc	<b>110955</b>	<b>125.91</b>	G
		5NL-12111-20	Intake II	Titanium	2 pcs	<b>110956</b>	<b>125.91</b>	G
EC 450 F	2013-2014	5TA-12121-00	Exhaust	Titanium	2 pcs	<b>110963</b>	<b>139.90</b>	G
		5TA-12111-00	Intake I	Titanium	1 pc	<b>110964</b>	<b>139.90</b>	G
		5TA-12112-00	Intake II	Titanium	2 pcs	<b>110965</b>	<b>139.90</b>	G

## PRO X ENGINE VALVE DIMENSIONS

OUR PART #	PROX #	OEM REFERENCE	MATERIAL	HEAD (MM)	LENGTH (MM)	STEM (MM)	
110919	20.54	G 28.1040-1	14721-GK4-601	Steel	16	68.6	5
110920	12.30	G 28.1040-2	14711-GK4-013	Steel	19	69	5
110921	21.26	G 28.1070-1	14721-GF6-000	Steel	20	65.4	5
110950	21.26	G 28.2200-1	5HP-12121-00	Steel	22	63.6	5
110925	26.16	G 28.1227-1	14721-KSE-670	Steel	22.5	79.9	4.5
110922	13.39	G 28.1070-2	14711-GN5-713	Steel	23	65.9	5
110955	125.91	G 28.2401-2	5NL-12111-10	Titanium	23	78.55	4
110956	125.91	G 28.2401-3	5NL-12112-10	Titanium	23	80.05	4
110935	23.28	G 28.1356-1	14721-KCZ-000	Steel	23.5	95.65	5
110954	125.91	G 28.2401-1	5NL-12121-10	Titanium	24.5	77.85	4.5
111000	125.91	G 28.4334-1	12005-0002	Titanium	25	79.1	4.5
110983	125.91	G 28.3337-1	12912-10H00	Titanium	25	80.6	4.5
110933	36.38	G 28.1340-1	14721-KRN-A40	Steel	25	84.2	4.5
110937	23.29	G 28.1381-1	14721-437-000	Steel	25	91.5	5.5
110951	13.07	G 28.2200-2	5HP-12111-01	Steel	26	64.4	5
110926	18.24	G 28.1227-2	14711-KSE-670	Steel	26	78	4.5
110932	33.80	G 28.1338-1	14721-KRN-A10	Steel	26	82	4.5
110929	33.80	G 28.1334-1	14721-KRN-670	Steel	26	82.1	5
110931	125.91	G 28.1334-3	14721-KRN-670	Titanium	26	82.1	5
110923	23.29	G 28.1226-1	14721-KRM-840	Steel	26	82.4	5
111037	125.91	G 28.6326-1	770.36.031.000	Titanium	26.6	92.9	5
110964	139.90	G 28.2423-2	5TA-12111-00	Titanium	27	76.3	4.5
110965	139.90	G 28.2423-3	5TA-12112-00	Titanium	27	77.2	4.5
110958	18.24	G 28.2418-2	5BE-12111-10	Steel	27	83.25	4.5
110961	139.90	G 28.2420-2	5JG-12111-00	Titanium	27	83.25	4.5
110959	18.24	G 28.2418-3	5BE-12112-10	Steel	27	84.35	4.5
110962	139.90	G 28.2420-3	5JG-12112-00	Titanium	27	84.35	4.5
110927	23.29	G 28.1323-1	14721-KBB-900	Steel	27	89.2	5.5
110963	139.90	G 28.2423-1	5TA-12121-00	Titanium	28	75.08	5

- accessories
- body
- handlebar & grips
- cables & levers
- exhaust
- engine
- fuel & intake
- electrical & ignition
- clutch
- drive
- bearings
- brakes
- steering & suspension
- tires
- tools & shop

## PRO X ENGINE VALVE DIMENSIONS CONTINUED

	OUR PART #		PROX #	OEM REFERENCE	MATERIAL	HEAD (MM)	LENGTH (MM)	STEM (MM)	
accessories	110957	24.70	G	28.2418-1	5BE-12121-10	Steel	28	82	5
body	110960	139.90	G	28.2420-1	5JG-12121-00	Titanium	28	82	5
	111043	139.90	G	28.6425-1	8000 A4161	Titanium	28.5	90.55	5
handlebar & grips	110952	22.55	G	28.2396-1	5HO-12121-00	Steel	28.5	92.55	6
	110936	17.42	G	28.1356-2	14711-KCZ-000	Steel	28.5	96.6	5
	110990	139.90	G	28.3406-1	12912-45G00	Titanium	29	81	5.5
	110988	139.90	G	28.3405-1	12912-35G00	Titanium	29	81.3	5
cables & levers	110992	139.90	G	28.3407-1	12912-35G20	Titanium	29	81.3	5.5
	110986	31.15	G	28.3402-1	12912-29F00	Steel	29	81.35	5
	110946	31.15	G	28.1495-1	14721-KCY-670	Steel	29	101.3	5.5
exhaust	111039	125.91	G	28.6351-1	772.36.031.100	Titanium	29.1	89.1	5.5
	110944	36.38	G	28.1409-1	14721-MEBN-A30	Steel	30	80.55	5
engine	110924	17.42	G	28.1226-2	14711-KRM-840	Steel	30	83.45	5
	110943	36.38	G	28.1407-1	14721-MEN-A00	Steel	30	84.3	5
	110966	139.90	G	28.2440-1	33D-12121-00	Titanium	30	85.95	5.5
	110938	17.42	G	28.1381-2	14711-437-000	Steel	30	92.05	5.5
fuel & intake	111041	139.90	G	28.6423-1	594.36.031.000	Titanium	30	97	5.9
	111049	44.02	G	28.6520-1	590.36.031.000	Steel	30	97.05	5.9
	110975	24.57	G	28.2661-2	5KM-12111-00	Steel	30	100.55	6
electrical & ignition	110934	125.91	G	28.1340-2	14711-KRN-A40	Titanium	30.5	89.15	5
	111038	125.91	G	28.6326-2	770.36.030.000	Titanium	30.9	99.4	5
	111031	139.90	G	28.4409-1	12005-0049	Titanium	31	76.95	5.5
	111001	125.91	G	28.4334-2	12004-0002	Titanium	31	79	4.5
clutch	111028	125.91	G	28.4339-2	12004-0033	Titanium	31	79.2	4.5
	110984	125.91	G	28.3337-2	12911-10H00	Titanium	31	80.35	4.5
	110985	125.91	G	28.3340-2	12911-49H00	Titanium	31	80.35	4.5
drive	110994	139.90	G	28.3408-1	12921-28H00	Titanium	31	80.8	5.5
	111029	139.90	G	28.4406-1	12005-0036	Titanium	31	82	5.5
bearings	110930	125.91	G	28.1334-2	14711-KRN-670	Titanium	31	83.35	5
	110939	33.80	G	28.1402-1	14721-MEB-670	Steel	31	84.25	5
	-----			28.1402-3	14721-MEB-670	Titanium	31	84.25	5
	110948	44.50	G	28.1654-1	14721-MAN-620	Steel	31	104.15	6.5
brakes	110928	17.42	G	28.1323-2	14711-KBB-900	Steel	31.4	89.7	5.5
	111045	139.90	G	28.6427-1	773.36.031.200	Titanium	31.7	89.6	6
	110970	33.56	G	28.2600-1	1VJ-12121-00	Steel	32	91.8	7
steering & suspension	110974	31.54	G	28.2661-1	3YF-12121-00	Steel	32	92.7	6
	110976	32.10	G	28.2706-1	5VK-12121-00	Steel	32	96.25	6
	111044	139.90	G	28.6425-2	8000 A4631	Titanium	33	100.5	5.5
tires	110947	22.54	G	28.1495-2	14711-KCY-670	Steel	33	102.8	5.5
	111047	46.16	G	28.6428-1	780.36.031.000	Steel	33.1	92.25	5
	110953	16.70	G	28.2396-2	5HO-12111-00	Steel	34	93.8	6
tools & shop	110968	36.50	G	28.2487-1	1UY-12121-01	Steel	34	100.5	7
	110942	139.90	G	28.1405-2	14711-MEY-670	Titanium	35	84.6	5.5
	111042	139.90	G	28.6423-2	594.36.030.000	Titanium	35	97	5.9
	111050	28.41	G	28.6520-2	590.36.030.000	Steel	35	97	5.9
	111032	139.90	G	28.4409-2	12004-0034	Titanium	36	78.2	5.5
	110945	139.90	G	28.1409-2	14711-MEN-A30	Titanium	36	78.65	5
	110995	139.90	G	28.3408-2	12911-28H00	Titanium	36	81.9	5.5
	110991	139.90	G	28.3406-2	12911-45G00	Titanium	36	82	5.5
	110989	139.90	G	28.3405-2	12911-35GU0	Titanium	36	82.4	5
	110993	139.90	G	28.3407-2	12911-35G20	Titanium	36	82.4	5.5
	110987	25.78	G	28.3402-2	12911-29F00	Steel	36	82.5	5
	111030	139.90	G	28.4406-2	12004-0018	Titanium	36	83.3	5.5
	110967	139.90	G	28.2440-2	33D-12111-00	Titanium	36	83.8	5.5
	110940	139.90	G	28.1402-2	14711-MEB-670	Titanium	36	84.6	5.5
	110949	31.15	G	28.1654-2	14711-MG3-000	Steel	36	105.75	6.5
	111040	125.91	G	28.6351-2	772.36.030.000	Titanium	36.1	87.2	5.5
	110971	23.11	G	28.2600-2	1VJ-12111-00	Steel	37	97.2	7
	110977	19.07	G	28.2706-2	5VK-12111-00	Steel	38	102.3	6
	111048	139.90	G	28.6428-2	780.36.030.000	Titanium	39.9	92.85	6
	110969	24.57	G	28.2487-2	1UY-12111-01	Steel	40	102.6	7
	111046	139.90	G	28.6427-2	773.36.030.200	Titanium	40.3	88	6



## VESRAH INTAKE & EXHAUST VALVES

Vesrah valves are manufactured from top quality materials that meet or exceed OEM specifications. All valves are treated with the tufrid method to give additional corrosion resistance and mechanical strength.



- accessories
- body
- handlebar & grips
- cables & levers
- exhaust
- engine**
- fuel & intake
- electrical & ignition
- clutch
- drive
- bearings
- brakes
- steering & suspension
- tires
- tools & shop

CC	MODELS	NAME	YEAR	YEAR CODE	INTAKE VALVE	QTY	INTAKE VALVE	QTY	EXHAUST VALVE	QTY
<b>HONDA</b>										
70	CRF70F		04-12		971958 17.95 L	1	----		971957 22.95 L	1
70	XR70R		97-03		971958 17.95 L	1	----		971957 22.95 L	1
80	CRF80F		04-15		973956 26.95 L	1	----		973988 35.95 L	1
100	CRF100F		04-13		973956 26.95 L	1	----		973988 35.95 L	1
125	XL125S		79-84		971945 14.95 L	1	----		971944 19.95 L	1
185	XL185S		79-83		971945 14.95 L	1	----		971944 19.95 L	1
185	XR185		79		971945 14.95 L	1	----		971944 19.95 L	1
200	DF200E		98-00	V, W, Y	971945 14.95 L	1	----		971944 19.95 L	1
200	XL200R		83-84		971945 14.95 L	1	----		971944 19.95 L	1
200	XR200		80-84		971945 14.95 L	1	----		971944 19.95 L	1
200	XR200R		81-83		971945 14.95 L	1	----		971944 19.95 L	1
200	XR200R		86-02		971945 14.95 L	1	----		971944 19.95 L	1
230	CRF230F		03-16		972005 27.95 L	1	----		972004 34.95 L	1
230	CRF230L		08-15		972005 27.95 L	1	----		972004 34.95 L	1
230	CRF230M		09		972005 27.95 L	1	----		972004 34.95 L	1
250	CRF250R		04-07		----		----		972009 40.95 L	2
250	CRF250X		04-15		----		----		972009 40.95 L	2
250	XR250L		91-96		973957 22.95 L	2	----		971988 36.95 L	2
250	XR250R		84-85		973957 22.95 L	2	----		971992 44.95 L	2
250	XR250R		86-95		973957 22.95 L	2	----		971988 36.95 L	2
250	XR250R		96-04		973958 19.95 L	2	----		973989 35.95 L	2
300	XR300R		10		971953 20.95 L	1	----		971948 23.95 L	1
400	XR400	Motard	05-08		973959 22.95 L	2	----		973990 40.95 L	2
400	XR400R		96-06		973959 22.95 L	2	----		973990 40.95 L	2
450	CRF450R		02-07		----		----		972008 48.95 L	2
450	CRF450R		08		----		----		972010 44.95 L	2
450	CRF450X		05-15		----		----		972010 44.95 L	2
500	XL500R		82		971940 18.95 L	2	----		971939 28.95 L	2
500	XL500S		79-81		971940 18.95 L	2	----		971939 28.95 L	2
500	XR500		79-80		971940 18.95 L	2	----		971939 28.95 L	2
500	XR500R		81-82		971940 18.95 L	2	----		971939 28.95 L	2
600	XL600R		83-84		973960 29.95 L	2	----		971993 46.95 L	2
600	XL600R		85-87		971996 30.95 L	2	----		971995 48.95 L	2
600	XL600V	Transalp	89-90		971997 19.95 L	4	----		----	
600	XR600R		85-99		973960 29.95 L	2	----		971993 46.95 L	2
650	XL650	Trassalp	00-07		973960 29.95 L	2	----		971993 46.95 L	2
650	XR650L		93-15		973960 29.95 L	2	----		971993 46.95 L	2
650	XR650R		00-07		971999 26.95 L	2	----		973991 38.95 L	2
<b>KAWASAKI</b>										
125	KLX125	KLX125	03-06	A1, A2, A3, A6F	972068 14.95 L	1	----		972067 22.95 L	1
125	KLX125L		03-06	B1, B2, B3, B6F	972068 14.95 L	1	----		972067 22.95 L	1

# ENGINE

## VESRAH INTAKE & EXHAUST VALVES CONTINUED

CC	MODELS	NAME	YEAR	YEAR CODE	INTAKE VALVE	QTY	INTAKE VALVE	QTY	EXHAUST VALVE	QTY
<b>KAWASAKI CONTINUED</b>										
250	KL250	KLR250	78-79	A1/A1A, A2	972149 13.95 L	1	----		972148 23.95 L	1
250	KL250	KLR250	80-81	A3, A4	972147 18.95 L	1	----		972146 23.95 L	1
250	KL250	KL250R	83-84	C1, C2	972147 18.95 L	1	----		972146 23.95 L	1
250	KL250	KLR250	85-05	D2, D3, D4, D5, D6, D7, D8, D9, D10, D11, D12, D13, D14, D15, D16, D17, D18, D19, D20, D21, D22	972904 16.95 L	2	----		972157 26.95 L	2
250	KLX250	D-Tracker	06-07	M6, M7	----	2	----		973992 25.95 L	2
250	KLX250	KLX250S	06-07	H6, H7	----	2	----		973992 25.95 L	2
250	KLX250		08-09	S8F, S9F	----	2	----		973992 25.95 L	2
250	KLX250	D-Tracker X	08-15	V8F, V9F, VAF, VBF, VCF, VDF, VEF, VFF	----	2	----		973992 25.95 L	2
250	KLX250	KLX250S	09	T9F	----	2	----		973992 25.95 L	2
250	KLX250	KLX250SF	09-10	W9F, WAF	----	2	----		973992 25.95 L	2
250	KLX250	KLX250S	10	SAF	----	2	----		973992 25.95 L	2
250	KLX250		10-15	TAF, TBF, TCF, TDF, TEF, TFF	----	2	----		973992 25.95 L	2
250	KLX250	KLX250S	12-15	SCF, SDF, SEF, SFF	----	2	----		973992 25.95 L	2
250	KLX250	KLX250R	94-96	D2, D3, D4	----	2	----		973992 25.95 L	2
250	KLX250S	KLX250S	11-13	TBF, TCF, TDF	----	2	----		973992 25.95 L	2
250	KLX250S	TKLX250S	14-15	TEF, TFF	----	2	----		973992 25.95 L	2
250	KX250F	KX250F	04-05	N1, N2	973962 77.95 L	2	----		973993 83.95 L	2
250	KX250F	KX250F	06-07	T6, T7	973962 77.95 L	2	----		973993 83.95 L	2
250	KX250F	KX250F	08	T8	973963 80.95 L	2	----		973993 83.95 L	2
250	KX250F	KX250F	09	W9	973964 80.95 L	2	----		973993 83.95 L	2
250	KX250F	KX250F	10	XAF	973964 80.95 L	2	----		973993 83.95 L	2
250	KX250F	KX250F	11-13	YBF, YCF, YDF	973964 80.95 L	2	----		973993 83.95 L	2
250	KX250F	KX250F	13-15	ZDF, ZEF, ZFF	973964 80.95 L	2	----		973993 83.95 L	2
300	KLX300	KLX300R	07	A7FL	----	2	----		973992 25.95 L	2
300	KLX300	KLX300R	97-07	A2, A3, A4, A5, A6, A7, A8, A9, A10, A6F, A7F	----	2	----		973992 25.95 L	2
400	KLX400	KLX400SR	03-04	A1, A2	973965 27.95 L	2	----		973994 39.95 L	2
400	KLX400	KLX400SR	03-04	B1, B2	973965 27.95 L	2	----		973994 39.95 L	2
450	KLX450R		08-09	A8F, A9F	972224 65.95 L	2	----		972223 37.95 L	2
450	KX450F		06-08	D6F, D7F, D8F	973966 87.95 L	2	----		973995 115.95 L	2
450	KX450F		09	E9F	973967 91.95 L	2	----		973996 112.95 L	2
450	KX450F		10-15	FAF, FBF, FCF, FDF, FEF, FFF	973967 91.95 L	2	----		973996 112.95 L	2
600	KL600	KLR 600	84	A1	972160 21.95 L	2	----		972159 21.95 L	2
600	KL600	KLR 600	85-86	B1, B2	972160 21.95 L	2	----		972159 21.95 L	2
650	KL650	KLR650	08-11	E8F, E9F, EAF, EBF	972915 16.95 L	2	----		972179 33.95 L	2



## VESRAH INTAKE & EXHAUST VALVES CONTINUED

CC	MODELS	NAME	YEAR	YEAR CODE	INTAKE VALVE	QTY	INTAKE VALVE	QTY	EXHAUST VALVE	QTY
<b>KAWASAKI CONTINUED</b>										
650	KL650	KLR650	87-07	A1, A2, A3, A4, A5, A6, A7, A8, A9, A10, A11, A12, A13, A14, A15, A16, A17, A18, A19, A6F, A7F	972915 16.95 L	2	----		972179 33.95 L	2
650	KL650	Tengai	89-90	B1, B2	972915 16.95 L	2	----		972179 33.95 L	2
650	KLX650	KLX650R	93-95	A1, A2, A3	972189 20.95 L	2	----		972188 28.95 L	2
650	KLX650	KLX650	93-96	C1, C2, C3, C4	972189 20.95 L	2	----		972188 28.95 L	2
650	KLX650	KLX650R	96	D1	972189 20.95 L	2	----		972188 28.95 L	2
<b>SUZUKI</b>										
100	DR100		83-84	D, E	972064 14.95 L	1	----		972063 22.95 L	1
100	DR100		85-89	F, G, H, J, K	----	1	----		972073 23.95 L	1
100	SP100		83	D	972064 14.95 L	1	----		972063 22.95 L	1
125	DR125		82-85	Z, D, E, F/FC	972064 14.95 L	1	----		972063 22.95 L	1
125	DR125		86-88	G, H, J	972068 14.95 L	1	----		972067 22.95 L	1
125	DR125SE	Jebel 125	94-96	R, S, T	972068 14.95 L	1	----		972067 22.95 L	1
125	DR-Z125		03-14	K3, K4, K5, K6, K7, K8, K9, L0, L1, L2, L3, L4	972068 14.95 L	1	----		972067 22.95 L	1
125	DR-Z125L		03-15	K3, K4, K5, K6, K7, K8, K9, L0, L1, L2, L3, L4, L5	972068 14.95 L	1	----		972067 22.95 L	1
125	SP125		82-83	Z, D	972064 14.95 L	1	----		972063 22.95 L	1
125	SP125		86-88	G, H, J	972068 14.95 L	1	----		972067 22.95 L	1
200	DR200SE	Jebel 200	01-13	K1, K2, K3, K4, K5, K6, K7, K8, K9, L0, L1, L2, L3	972127 33.95 L	1	----		972126 51.95 L	1
250	DR250		82-83	Z, D	972066 14.95 L	2	----		972065 22.95 L	2
250	DR250		85	F	972066 14.95 L	2	----		972065 22.95 L	2
250	DR250		90-93	L, M, N, P	973969 21.95 L	2	----		----	2
250	DR250S		90-92	L, M, N	973969 21.95 L	2	----		----	2
250	DR250SE		93-95	P, R, S	973969 21.95 L	2	----		----	2
250	DR-Z250		01-07	K1, K2, K3, K4, K5, K6, K7	972123 29.95 L	2	----		972122 41.95 L	2
250	RM-Z250		07-09	K7, K8, K9	973970 94.95 L	2	----		973998 95.95 L	2
250	RM-Z250		10-16	L0, L1, L2, L3, L4, L5, L6	973971 94.95 L	2	----		973998 95.95 L	2
250	SP250		82-83	Z, D	972066 14.95 L	2	----		972065 22.95 L	2
250	SP250		85	F	972066 14.95 L	2	----		972065 22.95 L	2
350	DR350		90-00	L, M, N, P, R, S, T, V, W, X, Y	972092 23.95 L	2	----		972091 33.95 L	2
350	DR350S		90-93	L, M, N, P	972092 23.95 L	2	----		972091 33.95 L	2
350	DR350SE		94-99	R, S, T, V, W, X	972092 23.95 L	2	----		972091 33.95 L	2
400	DR-Z400		00-06	Y, K1, K2, K3, K4, K5, K6	973965 27.95 L	2	----		973994 39.95 L	2

- accessories
- body
- handlebar & grips
- cables & levers
- exhaust
- engine**
- fuel & intake
- electrical & ignition
- clutch
- drive
- bearings
- brakes
- steering & suspension
- tires
- tools & shop

## VESRAH INTAKE & EXHAUST VALVES CONTINUED

CC	MODELS	NAME	YEAR	YEAR CODE	INTAKE VALVE	QTY	INTAKE VALVE	QTY	EXHAUST VALVE	QTY
<b>SUZUKI CONTINUED</b>										
400	DR-Z400E		00-07	Y, K1, K2, K3, K4, K5, K6, K7	973965 27.95 L	2	----		973994 39.95 L	2
400	DR-Z400S		00-15	Y, K1, K2, K3, K4, K5, K6, K7, K8, K9, L0, L1, L2, L3, L4, L5	973965 27.95 L	2	----		973994 39.95 L	2
400	DR-Z400SM		14-15	L4, L5	973965 27.95 L	2	----		973994 39.95 L	2
450	RM-X450		05-06	K5, K6	973972 116.95 L	2	----		973999 104.95 L	2
450	RM-X450		07	K7	973973 104.95 L	2	----		974000 125.95 L	2
450	RM-X450		08-15	K8, K9, L0, L1, L2, L3, L4, L5	973974 104.95 L	2	----		974001 151.95 L	2
450	RM-Z450		05-06	K5, K6	973972 116.95 L	2	----		973999 104.95 L	2
450	RM-Z450		07	K7	973973 104.95 L	2	----		974000 125.95 L	2
450	RM-Z450		08-16	K8, K9, L0, L1, L2, L3, L4, L5, L6	973974 104.95 L	2	----		974001 151.95 L	2
650	DR650SE		96-15	T, V, W, X, Y, K1, K2, K3, K4, K5, K6, K7, K8, K9, L0, L1, L1, L3, L4, L5	972078 19.95 L	2	----		972126 51.95 L	2
750	DR750S	Big (Sr41B E777)	88	J	972107 20.95 L	2	----		972106 31.95 L	2
800	DR800	S Big (Sr42B/F346)	90		972107 20.95 L	2	----		972106 31.95 L	2
800	DR800	S Big(Sr43B/F723)	91-93		972107 20.95 L	2	----		972106 31.95 L	2
<b>YAMAHA</b>										
200	BW200	Big Wheel	85-86	N, S	972027 10.95 L	1	----		972026 21.95 L	1
200	BW200E	Big Wheel	86-88	S, T, U	972027 10.95 L	1	----		972026 21.95 L	1
200	TW200	Trailway	87-15	T/TC, U/UC, W/WC, A/AC, B/BC, D/DC, E/EC, F/FC, G/GC, H/HC, J/JC, K/KC, L/LC, M/MC, N/NC, P/PC, R/RC, S/SC, T1/T1C, V/VC, W1/W1C, X/XC, Y/YC, Z/ZC, A1/A1C, B1, D1/D1C, E1, F1	972027 10.95 L	1	----		972026 21.95 L	1
200	TW200E	Trailway	98	K/KC	972027 10.95 L	1	----		972026 21.95 L	1
200	XT200		82-83	J, K/KC	972027 10.95 L	1	----		972026 21.95 L	1
225	TT225		86-87	S, T	972027 10.95 L	1	----		972026 21.95 L	1
225	TT225		99	L/LC	972027 10.95 L	1	----		972026 21.95 L	1
225	TT-R225		00-04	M/MC, N/NC, P/PC, R/RC, S/SC	972027 10.95 L	1	----		972026 21.95 L	1

## VESRAH INTAKE &amp; EXHAUST VALVES CONTINUED

CC	MODELS	NAME	YEAR	YEAR CODE	INTAKE VALVE	QTY	INTAKE VALVE	QTY	EXHAUST VALVE	QTY
<b>YAMAHA CONTINUED</b>										
225	XT225	Serow	92-07	D/DC, E/EC, F/FC, G/GC, H/HC, J/JC, K/KC, L/LC, M/MC, N/NC, P/PC, R/RC, S/SC, T/TC, V/VC, W/WC	972027 10.95 L	1	-----		972026 21.95 L	1
230	TT-R230		05-15	T/TC, V/VC, W/WC, X, Y, Z, A, B, D, E, F	972027 10.95 L	1	-----		972026 21.95 L	1
250	WR250F		01-02	N, P			-----		974002 94.95 L	2
250	WR250F		03-07	R, S, T, V, W			-----		974002 94.95 L	2
250	WR250F		08-11	X, Y, Z, A	973975 78.95 L	1	973984 78.95 L	2	974002 94.95 L	2
250	WR250F		12-15	B, D, E, F			-----		974002 94.95 L	2
250	WR250R		08-15	X, Y, Z, A, B, D, E, F	973976 107.95 L	2	-----			
250	WR250X		08-15	X, Y, Z, A, B, D, E, F	973976 107.95 L	2	-----			
250	XT250	Serow 250	09-15	Y/YC, Z/ZC, A/AC, B, D, E, F	972027 10.95 L	1	-----		972026 21.95 L	1
250	YZ250F	Competition	01-02	N, P			-----		974002 94.95 L	2
250	YZ250F	Competition	04-06	S, T, V			-----		974002 94.95 L	2
250	YZ250F	Competition	07	W			-----		974002 94.95 L	2
250	YZ250F	Competition	09	Y	973975 78.95 L	2	973984 78.95 L	1	974002 94.95 L	2
250	YZ250F	Competition	10-12	Z, A, B	973978 93.95 L	1	973985 93.95 L	2	974002 94.95 L	2
400	WR400F		98-00	K, L, M	973977 13.95 L	2	973986 13.95 L	1	972046 31.95 L	2
400	YZ400F		98-99	K, L	973977 13.95 L	2	973986 13.95 L	1	972046 31.95 L	2
426	WR426F		01-02	N, P	973979 89.95 L	3	-----			
426	YZ426F		00	M	973977 13.95 L	2	973986 13.95 L	1	972046 31.95 L	2
426	YZ426F		02	P	973979 89.95 L	3	-----			
450	WR450F		04-15	S, T, V, W, X, Y, Z, A, B, D, E, F	973980 81.95 L	1	973987 93.95 L	2	974003 104.95 L	2
450	YZ450F		03-08	R, S, T, V/VC, W, X	973980 81.95 L	1	973987 93.95 L	2	974003 104.95 L	2
450	YZ450F		10-12	Z, A, B	973981 102.95 L	2	-----		974004 115.95 L	2
500	TT500		76-78	C, D, E	-----	1	-----		972020 27.95 L	1
500	XT500		76-79	C, D, E, F	-----	1	-----		972020 27.95 L	1
550	XT550		82-83	J, K	-----	2	-----		972028 25.95 L	2
600	XT600E		95	G/GC	972038 23.95 L	2	-----		972037 28.95 L	2

accessories

body

handlebar  
& gripscables &  
levers

exhaust

engine

fuel &  
intakeelectrical  
& ignition

clutch

drive

bearings

brakes

steering &  
suspension

tires

tools &  
shop



## HOT CAMS CAMSHAFTS



As the leader in innovation, design and development of aftermarket dirt bike and ATV high-performance camshafts, a set of Hot Cams is certain to give the added boost that dirt bike and ATV enthusiasts are looking for. CNC crafted from billet steel and with multiple stages to choose from for many applications, Hot Cams delivers the performance and feel of a custom cam for a fraction of the price. Ease of installation is also a big benefit when it comes to Hot Cams, as nearly all cams require no additional machine work and utilize the stock valve springs. **And, as has always been the policy at Hot Cams, you can keep your original cams since a core exchange is never required**

MODEL NAME	YEAR	CAM SHAFT DESCRIPTION	MFG#			
<b>HONDA</b>						
CRF 50F	04-14	Stage 2: single-cam motor. More top-end than Stage 1. Works well with larger displacements from 70 to 80cc plus. Uses stock valve springs and rockers.	1026-2	870260	149.95	G
XR 50R	00-03	Stage 2: single-cam motor. More top-end than Stage 1. Works well with larger displacements from 70 to 80cc plus. Uses stock valve springs and rockers.	1026-2	870260	149.95	G
CRF 80F	04-13	Stage 1: single-cam motor. Excellent midrange and top-end increase. Uses stock valve springs and rockers.	1018-1	870205	149.95	G
XR 75	77-78	Stage 1: single-cam motor. Excellent midrange and top-end increase. Uses stock valve springs and rockers.	1018-1	870205	149.95	G
XR 80	79-84	Stage 1: single-cam motor. Excellent midrange and top-end increase. Uses stock valve springs and rockers.	1018-1	870205	149.95	G
XR 80R	85-03	Stage 1: single-cam motor. Excellent midrange and top-end increase. Uses stock valve springs and rockers.	1018-1	870205	149.95	G
CRF 100F	04-13	Stage 1: single-cam motor. Excellent midrange and top-end increase. Uses stock valve springs and rockers.	1018-1	870205	149.95	G
XR 100	81-84	Stage 1: single-cam motor. Excellent midrange and top-end increase. Uses stock valve springs and rockers.	1018-1	870205	149.95	G
XR 100R	85-03	Stage 1: single-cam motor. Excellent midrange and top-end increase. Uses stock valve springs and rockers.	1018-1	870205	149.95	G
CRF 150F	03-05	Stage 1: single-cam motor. Excellent midrange and top-end increase. Uses stock valve springs and rockers.	1059-1	870206	219.95	G
CRF 150R	07-15	Stage 1: single-cam motor. Excellent bottom-end and midrange power. Uses stock auto-decompression mechanism. Uses stock valve springs.	1079-1	870207	219.95	G
CRF 150R	07-15	Stage 2: single-cam motor. Excellent top-end power with great over rev. Uses stock auto-decompression mechanism. Uses stock valve springs.	1080-2	870208	219.95	G
CRF 150RB	07-15	Stage 1: single-cam motor. Excellent bottom-end and midrange power. Uses stock auto-decompression mechanism. Uses stock valve springs.	1079-1	870207	219.95	G
CRF 150RB	07-15	Stage 2: single-cam motor. Excellent top-end power with great over rev. Uses stock auto-decompression mechanism. Uses stock valve springs.	1080-2	870208	219.95	G
CRF 250R	04-09	Stage 1: single-cam motor. Excellent bottom-end and midrange power. Uses stock auto-decompression mechanism. Uses stock valve springs.	1039-1	870211	269.95	G
CRF 250R	04-09	Stage 2: Single cam engine. Excellent top-end power with great over rev. Uses stock auto-decompression mechanism. Uses stock valve springs.	1057-2	870209	269.95	G
CRF 250R	04-09	Stage 3: single-cam motor. Significantly more top-end power and great over rev. Uses stock auto decompression mechanism. Uses stock valve springs	1104-3	870212	269.95	G
CRF 250R	04-09	Stage 1 Gold Series: Single cam engine. Excellent bottom end and mid-range power increase over the stage 1 cam. Requires stiffer springs PART # VSCRF250RKIT. Uses stock auto decompression mechanism.	1108-1GS	870213	295.95	G
CRF 250R	04-09	Stage 2 Gold Series: Single cam engine. Excellent midrange and over-rev increase over the stage 3 cam. Requires stiffer springs PART # VSCRF250RKIT. Uses stock auto decompression mechanism.	1109-2GS	870210	295.95	G
CRF 250R	04-09	Stage 3 Gold Series: Single cam engine. Improvement in high RPM power, best for high RPM applications or modified engines. Requires stiffer springs PART # VSCRF250RKIT. Uses stock auto decompression mechanism.	1141-3GS	870214	295.95	G
CRF 250R	04-09	Builder Series: Single cam engine. Good cam for modified engines with emphasis on mid range power. Requires stiffer springs PART # VSCRF250RKIT. Uses stock auto decompression mechanism.	1142-BLD	870215	295.95	G
CRF 250R	04-09	Builder Series: Single cam engine. Good midrange cam for modified engines. Can use stock valve springs. Uses stock auto decompression mechanism.	1150-BLD	870217	295.95	G
CRF 250R	08-09	Stage 2: single-cam motor. Produces good high RPM power. Uses stock auto-decompression mechanism. Uses stock valve springs.	1139-2	870219	269.95	G



## HOT CAMS DIRTBIKE CAMSHAFTS

MODEL NAME	YEAR	CAM SHAFT DESCRIPTION	MFG#			
<b>HONDA CONTINUED</b>						
CRF 250R	08-09	Stage 2 Gold Series: Single cam engine. Improves mid and top power. Requires stiffer springs PART # VSCRF250RKIT. Uses stock auto decompression mechanism.	1140-2GS	<b>870220</b>	<b>295.95</b>	<b>G</b>
CRF 250R	10-13	Builder Series: Single cam engine. Large increase in torque below 9500RPM, this cam is well suited for applications with short runs between obstacles. Allows large throttle openings at low RPM. Uses stock auto decompression mechanism. Uses stock valve spr	1159-BLD	<b>870223</b>	<b>295.95</b>	<b>G</b>
CRF 250R	10-13	Builder Series: Single cam engine. Good mid range cam for modified engines. Uses stock auto decompression mechanism. Requires stiffer valve springs PART # VSK1006.	1182-BLD	<b>870227</b>	<b>295.95</b>	<b>G</b>
CRF 250R	10-13	Builder Series: Single cam engine. Good mid range cam for modified engines. Uses stock auto decompression mechanism. Requires stiffer valve springs PART # VSK1006.	1183-BLD	<b>870228</b>	<b>295.95</b>	<b>G</b>
CRF 250R	10-13	Builder Series: Single cam engine. Stock type powerband with increased peak torque. Uses stock auto decompression mechanism. Requires stiffer valve springs PART # VSK1006.	1184-BLD	<b>870229</b>	<b>295.95</b>	<b>G</b>
CRF 250R	10-15	ITR Design-Single-cam motor. Low and mid RPM torque are increased. Top horsepower slightly increased over stock. Uses stock auto-decompression mechanism. Uses stock valve springs.	1264-1	<b>871642</b>	<b>269.95</b>	<b>G</b>
CRF 250R	10-15	ITR Design-Single-cam motor. Slight loss in low RPM torque, mid to top horsepower are increased. Uses stock auto-decompression mechanism. Uses stock valve springs.	1265-2	<b>871643</b>	<b>269.95</b>	<b>G</b>
CRF 250X	04-15	Stage 1: single-cam motor. Excellent midrange and top-end power. Uses stock auto-decompression mechanism. Uses stock valve springs.	1039-1	<b>870211</b>	<b>269.95</b>	<b>G</b>
CRF 250X	04-15	Stage 2: single-cam motor. Excellent top-end power with great over rev. Uses stock auto-decompression mechanism. Uses stock valve springs.	1057-2	<b>870209</b>	<b>269.95</b>	<b>G</b>
XR 250R	96-04	Stage 1: single-cam motor. Excellent midrange and top-end power increase. Uses stock valve springs and rockers. *Does not use stock auto-decompression mechanism.	1006-1	<b>870261</b>	<b>229.95</b>	<b>G</b>
XR 400R	96-04	Stage 1: single-cam motor. Excellent midrange and top-end power increase. Not recommended for big bore applications over 426cc. Uses stock valve springs and rockers. *Does not use auto-decompression mechanism.	1007-1	<b>870262</b>	<b>219.95</b>	<b>G</b>
XR 400R	96-04	Stage 2: single-cam motor. More top-end power than Stage 1 with midrange gain. Uses stock valve springs and rockers. *Does not use auto-decompression mechanism.	1043-2	<b>870263</b>	<b>239.95</b>	<b>G</b>
XR 400R	96-04	Stage 3: single-cam motor. More top-end power. Designed specifically for Hot Rods big bore stroker kit. Uses stock valve springs and rockers. *Does not use auto-decompression mechanism.	1051-3	<b>870264</b>	<b>239.95</b>	<b>G</b>
CRF 450R	07	Stage 1: single-cam motor. Excellent bottom-end and midrange increase. Improved throttle response. Uses stock auto-decompression mechanism. Uses stock valve springs.	1076-1	<b>870234</b>	<b>269.95</b>	<b>G</b>
CRF 450R	07	Stage 2: single-cam motor. Excellent midrange and top-end increase. Improved throttle response. Uses stock auto-decompression mechanism. Uses stock valve springs.	1077-2	<b>870235</b>	<b>269.95</b>	<b>G</b>
CRF 450R	07	Stage 3: single-cam motor. Significantly more top-end power than Stage 2. Will work well for Supermoto and big bore/strokers. Uses stock auto-decompression mechanism. Uses stock valve springs.	1078-3	<b>870236</b>	<b>269.95</b>	<b>G</b>
CRF 450R	08	Single cam motor: Excellent bottom-end. Improved throttle response. Uses stock auto decompression mechanism. Uses stock valve springs.	1101-1	<b>870237</b>	<b>269.95</b>	<b>G</b>
CRF 450R	08	Stage 2: single cam motor: Good midrange and top-end gain. Uses stock auto decompression mechanism. Uses stock valve springs.	1102-2	<b>870238</b>	<b>269.95</b>	<b>G</b>
CRF 450R	09	Stage 1 cam: single cam motor. Improved torque below 9000rpm with improved peak horsepower over OEM cam. Uses stock valve springs, rockers, and auto decompression mechanism.	1123-1	<b>870240</b>	<b>269.95</b>	<b>G</b>
CRF 450R	09	Stage 2 cam: single cam motor. Same low end power as OEM cam up to 6,000 RPM and improved power from 6,000 to rev limit. Uses stock valve springs, rockers, and auto decompression mechanism.	1124-2	<b>870241</b>	<b>269.95</b>	<b>G</b>
CRF 450R	09	Stage 3 cam: single cam motor. Best suited for engines requiring more breathing capability. Uses stock valve springs, rockers, and auto decompression mechanism.	1125-3	<b>870242</b>	<b>269.95</b>	<b>G</b>
CRF 450R	09	Builder Series: Single cam engine. Good bottom end cam for modified engines. Can be used with stock or aftermarket valve springs, if ignition rev limit is increased use requires spings VSK1009. Uses stock auto decompression mechanism.	1144-BLD	<b>870243</b>	<b>295.95</b>	<b>G</b>

- accessories
- body
- handlebar & grips
- cables & levers
- exhaust
- engine**
- fuel & intake
- electrical & ignition
- clutch
- drive
- bearings
- brakes
- steering & suspension
- tires
- tools & shop



## HOT CAMS DIRTBIKE CAMSHAFTS

- accessories
- body
- handlebar & grips
- cables & levers
- exhaust
- engine
- fuel & intake
- electrical & ignition
- clutch
- drive
- bearings
- brakes
- steering & suspension
- tires
- tools & shop

MODEL NAME	YEAR	CAM SHAFT DESCRIPTION	MFG#			
<b>HONDA CONTINUED</b>						
CRF 450R	09	Builder Series: Single cam engine. Good midrange cam for modified engines. Can be used with stock or aftermarket valve springs, if ignition rev limit is increased requires spings VSK1009. Uses stock auto decompression mechanism.	1145-BLD	<b>870244</b>	<b>295.95</b>	<b>G</b>
CRF 450R	09	Builder Series: Single cam engine. Good midrange cam for modified engines that are oversized. Can be used with stock or aftermarket valve springs, if ignition rev limit is increased requires spings VSK1009. Uses stock auto decompression	1147-BLD	<b>870246</b>	<b>295.95</b>	<b>G</b>
CRF 450R	09	Builder Series: Single cam engine. Good top end cam for modified engines that are oversized. Can be used with stock or aftermarket valve springs, if ignition rev limit is increased requires spings VSK1009. Uses stock auto decompression m	1148-BLD	<b>870247</b>	<b>295.95</b>	<b>G</b>
CRF 450R	09	Builder Series: Single cam engine. Good low RPM cam for modified engines that are oversized. Can be used with stock or aftermarket valve springs, if ignition rev limit is increased requires spings VSK1009. Uses stock auto decompression.	1149-BLD	<b>870248</b>	<b>295.95</b>	<b>G</b>
CRF 450R	02-06	Stage 1: single-cam motor. Excellent bottom-end and midrange increase. Improved throttle response. Uses stock auto-decompression mechanism. Uses stock valve springs.	1016-1	<b>870231</b>	<b>269.95</b>	<b>G</b>
CRF 450R	02-06	Stage 2: single-cam motor. Excellent midrange and top-end increase. Improved throttle response. Uses stock auto-decompression mechanism. Uses stock valve springs.	1024-2	<b>870232</b>	<b>269.95</b>	<b>G</b>
CRF 450R	02-06	Stage 3: single-cam motor. Significantly more top-end power than Stage 2. Will work well for Supermoto and big bore/strokers. Uses stock auto-decompression mechanism. Uses stock valve springs.	1056-3	<b>870233</b>	<b>269.95</b>	<b>G</b>
CRF 450R	10-12	Stage 1 cam: single cam motor. Improved torque below 9000rpm with improved peak horsepower over OEM cam. Uses stock valve springs, rockers, and auto decompression mechanism.	1173-1	<b>870250</b>	<b>269.95</b>	<b>G</b>
CRF 450R	10-12	Stage 3 cam: single cam motor. Best suited for engines requiring more breathing capability. Uses stock valve springs, rockers, and auto decompression mechanism.	1175-3	<b>870252</b>	<b>269.95</b>	<b>G</b>
CRF 450R	10-13	Builder Series: Single cam engine. Good bottom end cam for modified engines. Can be used with stock or aftermarket valve springs, if ignition rev limit is increased requires spings VSK1009. Uses stock auto decompression mechanism.	1176-BLD	<b>870253</b>	<b>295.95</b>	<b>G</b>
CRF 450R	10-13	Builder Series: Single cam engine. Good midrange cam for modified engines that are oversized. Can be used with stock or aftermarket valve springs, if ignition rev limit is increased requires spings VSK1009. Uses stock auto decompression	1179-BLD	<b>870256</b>	<b>295.95</b>	<b>G</b>
CRF 450R	10-13	Builder Series: Single cam engine. Good top end cam for modified engines that are oversized. Can be used with stock or aftermarket valve springs, if ignition rev limit is increased use stiffer intake springs. Uses stock auto decompression mechanism	1180-BLD	<b>870257</b>	<b>295.95</b>	<b>G</b>
CRF 450R	10-13	Builder Series: Single cam engine. Good low RPM cam for modified engines that are oversized. Can be used with stock or aftermarket valve springs, if ignition rev limit is increased use stiffer intake springs. Uses stock auto decompression mechanism	1181-BLD	<b>870258</b>	<b>295.95</b>	<b>G</b>
CRF 450R	10-15	Stage 2 cam: single cam motor. Same low end power as OEM cam up to 6,000 RPM and improved power from 6,000 to rev limit. Uses stock valve springs, rockers, and auto decompression mechanism.	1260-2	<b>871028</b>	<b>269.95</b>	<b>G</b>
CRF 450R	13-15	Stage 1 cam: single cam motor. Improved torque below 8000rpm with no loss in peak horsepower over OEM cam. Uses stock valve springs, rockers, and auto decompression mechanism.	1259-1	<b>871641</b>	<b>269.95</b>	<b>G</b>
CRF 450X	05-07	Stage 1: single-cam motor. Excellent bottom-end and midrange increase. Improved throttle response. Uses stock auto-decompression mechanism. Uses stock valve springs.	1016-1	<b>870231</b>	<b>269.95</b>	<b>G</b>
CRF 450X	05-07	Stage 2: single-cam motor. Excellent midrange and top-end increase. Improved throttle response. Uses stock auto-decompression mechanism. Uses stock valve springs.	1024-2	<b>870232</b>	<b>269.95</b>	<b>G</b>
CRF 450X	05-07	Stage 3: single-cam motor. Significantly more top-end power than Stage 2. Will work well for Supermoto and big bore/strokers. Uses stock auto-decompression mechanism. Uses stock valve springs.	1056-3	<b>870233</b>	<b>269.95</b>	<b>G</b>
CRF 450X	08-15	Stage 1: single-cam motor. Excellent bottom-end and midrange increase. Improved throttle response. Uses stock auto-decompression mechanism. Uses stock valve springs.	1101-1	<b>870237</b>	<b>269.95</b>	<b>G</b>



## HOT CAMS DIRTBIKE CAMSHAFTS

MODEL NAME	YEAR	CAM SHAFT DESCRIPTION	MFG#			
<b>HONDA CONTINUED</b>						
CRF 450X	08-15	Stage 2: single-cam motor. Excellent midrange and top-end increase. Improved throttle response. Uses stock auto-decompression mechanism. Uses stock valve springs.	1102-2	<b>870238</b>	<b>269.95</b>	<b>G</b>
XR 600R	88-00	Offroad competition use only. Stage 1: single-cam motor. Excellent midrange and top-end power increase. Uses stock valve springs and rockers. *Does not use auto-decompression mechanism. Stock Starter sufficient.	1004-1	<b>870265</b>	<b>199.95</b>	<b>G</b>
XR 650L	93-14	Offroad competition use only. Stage 1: single-cam motor. Excellent midrange and top-end power increase. Uses stock valve springs and rockers. *Does not use auto-decompression mechanism. Stock Starter sufficient.	1004-1	<b>870265</b>	<b>199.95</b>	<b>G</b>
XR 650R	00-07	Stage 1: single-cam motor. Excellent midrange and top-end power increase. Uses stock valve springs and rockers. *Does not use auto-decompression mechanism.	1009-1	<b>870266</b>	<b>239.95</b>	<b>G</b>
XR 650R	00-07	Stage 2: single-cam motor. More top-end power than Stage 1 with midrange gain. Uses stock valve springs and rockers. *Does not use auto-decompression mechanism.	1010-2	<b>870267</b>	<b>239.95</b>	<b>G</b>
<b>KAWASAKI</b>						
KLX 110	02-09	Stage 1: single-cam motor. Excellent midrange and top-end power increase. Uses stock valve springs and rockers.	2027-1	<b>870270</b>	<b>159.95</b>	<b>G</b>
KX 250F	04-10	Stage 1: Dual cam engine. Intake and exhaust cams sold separately. Good midrange and top-end increase. Cam uses stock auto-decompression mechanism. Uses stock valve springs.	2040-1E	<b>870278</b>	<b>179.95</b>	<b>G</b>
KX 250F	04-10	Stage 1: Dual cam engine. Intake and exhaust cams sold separately. Good midrange and top-end increase. Uses stock valve springs.	2041-1IN	<b>870279</b>	<b>179.95</b>	<b>G</b>
KX 250F	04-10	Stage 2: Dual cam engine. Intake and exhaust cams sold separately. Excellent top-end power. Great over rev. Uses stock valve springs.	2067-2IN	<b>870280</b>	<b>179.95</b>	<b>G</b>
KX 250F	04-10	Stage 2: Dual cam engine. Intake and exhaust cams sold separately. Excellent top-end power. Great over rev. Cam uses stock auto-decompression mechanism. Uses stock valve springs.	2068-2E	<b>870281</b>	<b>179.95</b>	<b>G</b>
KX 250F	11-15	This cam is intended to be used as a set with the #2219-1E exhaust cam, this set will provide greatly increased low to mid RPM torque up to 9400 RPM and higher peak torque.	2218-1IN	<b>870283</b>	<b>179.95</b>	<b>G</b>
KX 250F	11-15	This cam is intended to be used as a set with the #2218-1IN intake cam, this set will provide greatly increased low to mid RPM torque up to 9400 RPM and higher peak torque.	2219-1E	<b>870284</b>	<b>199.95</b>	<b>G</b>
KX 250F	11-15	This cam is intended to be used as a set with the #2221-2E exhaust cam. This set will provide improved torque at all RPM, much improved peak torque and increased peak horsepower.	2220-2IN	<b>870285</b>	<b>179.95</b>	<b>G</b>
KX 250F	11-15	This cam is intended to be used as a set with the #2220-2IN intake cam. This set will provide improved torque at all RPM, much improved peak torque and increased peak horsepower.	2221-2E	<b>870286</b>	<b>199.95</b>	<b>G</b>
KLX 400	03-04	Offroad competition use only. This cam replaces the 2047-1IN. It has better low RPM torque, pulling power, and throttle response. For best results it should be used with the #2050-1E exhaust cam. Uses stock DRZ400 valve springs, if installed in LTZ400 you	2249-1IN	<b>871016</b>	<b>179.95</b>	<b>G</b>
KLX 400	03-04	Offroad competition use only. This cam replaces the 2048-1E. It has better low RPM torque, pulling power, and throttle response. For best results it should be used with the #2049-1IN intake cam. Uses stock DRZ400 valve springs, if installed in LTZ400 you must install DRZ400 valve springs.	2250-1E	<b>871017</b>	<b>199.95</b>	<b>G</b>
KLX 400	03-04	Offroad competition use only. The #2251-2IN and #2252-2E are designed to be used as a set. These cams will provide improved full throttle torque and horsepower at all RPM 4000 and up. Uses stock DRZ400 valve springs, if installed in LTZ400 you must install DRZ400 valve springs.	2251-2IN	<b>871018</b>	<b>179.95</b>	<b>G</b>
KLX 400	03-04	Offroad competition use only. The #2051-2IN and #2052-2E are designed to be used as a set. These cams will provide improved full throttle torque and horsepower at all RPM 4000 and up. Uses stock DRZ400 valve springs, if installed in LTZ400 you must install DRZ400 valve springs.	2252-2E	<b>871005</b>	<b>199.95</b>	<b>G</b>
KLX 450R	08-09	2196-1IN and 2197-1E are intended to be used as a set. Increases low rpm pulling torque and peak horsepower. Can be used with stock airbox and spark arrestor. Will produce greater gains with airbox modification and spark arrestor removed. Aftermarket "rac	2196-1IN	<b>870274</b>	<b>179.95</b>	<b>G</b>
KLX 450R	08-09	2196-1IN and 2197-1E are intended to be used as a set. Increases low rpm pulling torque and peak horsepower. Can be used with stock airbox and spark arrestor. Will produce greater gains with airbox modification and spark arrestor removed. Aftermarket "rac	2197-1E	<b>870275</b>	<b>199.95</b>	<b>G</b>

- accessories
- body
- handlebar & grips
- cables & levers
- exhaust
- engine**
- fuel & intake
- electrical & ignition
- clutch
- drive
- bearings
- brakes
- steering & suspension
- tires
- tools & shop



## HOT CAMS DIRTBIKE CAMSHAFTS

MODEL NAME	YEAR	CAM SHAFT DESCRIPTION	MFG#			
<b>KAWASAKI CONTINUED</b>						
KLX 450R	08-09	2198-2IN and 2199-2E are intended to be used as a set. Should be used with airbox modification. Will provide best results with no spark arrestor or an aftermarket "race" motocross type muffler. Depending upon engine modifications, will provide improved ho	2198-2IN	<b>870276</b>	<b>179.95</b>	<b>G</b>
KLX 450R	08-09	2198-2IN and 2199-2E are intended to be used as a set. Should be used with airbox modification. Will provide best results with no spark arrestor or an aftermarket "race" motocross type muffler. Depending upon engine modifications, will provide improved ho	2199-2E	<b>870277</b>	<b>199.95</b>	<b>G</b>
KX 450F	06-08	Stage 1: Dual cam engine. Intake and exhaust cams sold separately. No bottom-end loss with strong mid-range to top-end gains. Uses stock valve springs.	2070-1IN	<b>870287</b>	<b>179.95</b>	<b>G</b>
KX 450F	06-08	Stage 1: Dual cam engine. Intake and exhaust cams sold separately. No bottom-end loss with strong mid-range to top-end gains. Cam uses stock auto-decompression mechanism. Uses stock valve springs.	2071-1E	<b>870288</b>	<b>199.95</b>	<b>G</b>
KX 450F	06-15	2187-2IN and 2188-2E when used as a set provide increased mid-top torque and horsepower. Produces more power than the OE cams from 5000 rpm and up with no loss at lower rpm. Produces more power than the stage 1 set from 7000 rpm and up.	2187-2IN	<b>870302</b>	<b>179.95</b>	<b>G</b>
KX 450F	06-15	2187-2IN and 2188-2E when used as a set provide increased mid-top torque and horsepower. Produces more power than the OE cams from 5000 rpm and up with no loss at lower rpm. Produces more power than the stage 1 set from 7000 rpm and up.	2188-2E	<b>870303</b>	<b>199.95</b>	<b>G</b>
KX 450F	09-15	2185-1IN and 2186-1EX when used as a set provide increased low - mid rpm torque up to 8000 rpm and improved peak torque with a slight loss at top rpm. Throttle response is also improved. FI re-mapping is not required but will improve overall performance.	2185-1IN	<b>870300</b>	<b>179.95</b>	<b>G</b>
KX 450F	09-15	2185-1IN and 2186-1EX when used as a set provide increased low - mid rpm torque up to 8000 rpm and improved peak torque with a slight loss at top rpm. Throttle response is also improved. FI re-mapping is not required.	2186-1E	<b>870301</b>	<b>199.95</b>	<b>G</b>
KLR 650	96-15	Offroad competition use only. Stage 2: Dual cam engine. Intake and exhaust cams sold separately. Great mid-range and top-end increase. Uses stock valve springs. Must modify air box.	2116-2IN	<b>870268</b>	<b>199.95</b>	<b>G</b>
KLR 650	96-15	Offroad competition use only. Stage 2: Dual cam engine. Intake and exhaust cams sold separately. Great mid-range and top-end increase. Uses stock valve springs. Cam does not use automatic decompression mechanism. Must modify air box.	2117-2E	<b>870269</b>	<b>219.95</b>	<b>G</b>
<b>KTM</b>						
250 SX-F	11-12	This cam provides improved partial throttle opening torque and throttle response. Stock valve springs are OK.	3225-1IN	<b>871020</b>	<b>199.95</b>	<b>G</b>
250 SX-F	11-12	This cam when used as a set with the #3225-1IN will provide improved low RPM torque and only a slight loss in high RPM horsepower. Stock valve springs are OK.	3226-1E	<b>871021</b>	<b>235.95</b>	<b>G</b>
250 SX-F	11-12	This cam provides improved top end horsepower with only a very slight loss in low RPM torque. Stock valve springs are OK.	3227-2IN	<b>871022</b>	<b>199.95</b>	<b>G</b>
250 SX-F	11-12	This cam when used as a set with the #3227-2IN intake cam will provide improved mid to top horsepower with only a slight loss in low RPM torque. Stock valve springs are OK.	3228-2E	<b>871023</b>	<b>235.95</b>	<b>G</b>
250 SX-F	13-15	Stage 1 ITR: Dual cam engine. Intake and exhaust cams sold separately. Excellent low end to midrange gains. Uses stock valve springs.	3282-1IN	<b>871646</b>	<b>199.95</b>	<b>G</b>
250 SX-F	13-15	Stage 1 ITR: Dual cam engine. Intake and exhaust cams sold separately. Excellent low end to midrange gains. Uses stock valve springs.	3283-1E	<b>871647</b>	<b>235.95</b>	<b>G</b>
350 SX-F	11-15	Stage 1 ITR: Dual cam engine. Intake and exhaust cams sold separately. Excellent low end to midrange gains. Uses stock valve springs.	3290-1IN	<b>871648</b>	<b>199.95</b>	<b>G</b>
350 SX-F	11-15	Stage 1 ITR: Dual cam engine. Intake and exhaust cams sold separately. Excellent low end to midrange gains. Uses stock valve springs.	3291-1E	<b>871649</b>	<b>235.95</b>	<b>G</b>
350 SX-F	11-15	Stage 2 ITR: Dual cam engine. Intake and exhaust cams sold separately. Excellent midrange to top end gains. Uses stock valve springs.	3292-2IN	<b>871650</b>	<b>199.95</b>	<b>G</b>
350 SX-F	11-15	Stage 2 ITR: Dual cam engine. Intake and exhaust cams sold separately. Excellent midrange to top end gains. Uses stock valve springs.	3293-2E	<b>871651</b>	<b>235.95</b>	<b>G</b>
520 EXC	00-02	Offroad competition use only. Stage 1: single-cam motor. Excellent top-end power increase. Works well with big-bore kits. Uses stock auto-decompression mechanism. Uses stock valve springs and rockers.	3015-1	<b>870305</b>	<b>199.95</b>	<b>G</b>
520 MXC	00-02	Stage 1: single-cam motor. Excellent top-end power increase. Works well with big-bore kits. Uses stock auto-decompression mechanism. Uses stock valve springs and rockers.	3015-1	<b>870305</b>	<b>199.95</b>	<b>G</b>





## HOT CAMS DIRTBIKE CAMSHAFTS

MODEL NAME	YEAR	CAM SHAFT DESCRIPTION	MFG#			
<b>KTM CONTINUED</b>						
520 SX	00-02	Stage 1: single-cam motor. Excellent top-end power increase. Works well with big-bore kits. Uses stock auto-decompression mechanism. Uses stock valve springs and rockers.	3015-1	870305	199.95	G
525 EXC	03-07	Offroad competition use only. Stage 1: single-cam motor. Excellent top-end power increase. Works well with big-bore kits. Uses stock auto-decompression mechanism. Uses stock valve springs and rockers.	3015-1	870305	199.95	G
525 MXC	03-07	Stage 1: single-cam motor. Excellent top-end power increase. Works well with big-bore kits. Uses stock auto-decompression mechanism. Uses stock valve springs and rockers.	3015-1	870305	199.95	G
525 SMR	04-05	Offroad competition use only. Stage 1: single-cam motor. Excellent top-end power increase. Works well with big-bore kits. Uses stock auto-decompression mechanism. Uses stock valve springs and rockers.	3015-1	870305	199.95	G
525 SX	03-06	Stage 1: single-cam motor. Excellent top-end power increase. Works well with big-bore kits. Uses stock auto-decompression mechanism. Uses stock valve springs and rockers.	3015-1	870305	199.95	G
525 XC	07	Stage 1: single-cam motor. Excellent top-end power increase. Works well with big-bore kits. Uses stock auto-decompression mechanism. Uses stock valve springs and rockers.	3015-1	870305	199.95	G
<b>SUZUKI</b>						
DRZ 110	03-05	Stage 1: single-cam motor. Excellent midrange and top-end power increase. Uses stock valve springs and rockers.	2027-1	870270	159.95	G
RMZ 250	04-06	Stage 1: Dual cam engine. Intake and exhaust cams sold separately. Good midrange and top-end increase. Cam uses stock auto-decompression mechanism. Uses stock valve springs.	2040-1E	870278	179.95	G
RMZ 250	04-06	Stage 1: Dual cam engine. Intake and exhaust cams sold separately. Good midrange and top-end increase. Uses stock valve springs.	2041-1IN	870279	179.95	G
RMZ 250	04-06	Stage 2: Dual cam engine. Intake and exhaust cams sold separately. Excellent top-end power. Great over rev. Uses stock valve springs.	2067-2IN	870280	179.95	G
RMZ 250	04-06	Stage 2: Dual cam engine. Intake and exhaust cams sold separately. Excellent top-end power. Great over rev. Cam uses stock auto-decompression mechanism. Uses stock valve springs.	2068-2E	870281	179.95	G
RMZ 250	07-09	Stage 2: Dual cam engine. Intake and exhaust cams sold separately. Good midrange and top-end increase with good over rev. Uses stock valve springs.	2087-2IN	870306	179.95	G
RMZ 250	07-09	Stage 2: Dual cam engine. Intake and exhaust cams sold separately. Good midrange and top-end increase with good over rev. Cam uses stock auto-decompression mechanism. Uses stock valve springs.	2088-2E	870307	199.95	G
RMZ 250	10-15	The #2200-1IN and the #2201-1E are intended to be used as a set. This set will greatly improve power below 10,000RPM and provide increased torque peak also with only a slight loss in peak horsepower.	2200-1IN	870320	179.95	G
RMZ 250	10-15	The #2200-1IN and the #2201-1E are intended to be used as a set. This set will greatly improve power below 10,000RPM and provide increased torque peak also with only a slight loss in peak horsepower.	2201-1E	870321	199.95	G
RMZ 250	10-15	The #2203-2IN and #2204-2E are designed as a set for engines with modifications and a more free-flowing exhaust system. Horsepower and torque are improved over 8000 RPM and depending upon the engine spec. there may be little or no loss at low RPM.	2203-2IN	870323	179.95	G
RMZ 250	10-15	The #2204-2E exhaust cam is the stage 2 cam for either stock or lightly modified engines.	2204-2E	870324	199.95	G
DRZ 400	00-13	Offroad competition use only. This cam replaces the 2047-1IN. It has better low RPM torque, pulling power, and throttle response. For best results it should be used with the #2050-1E exhaust cam. Uses stock DRZ400 valve springs, if installed in LTZ400 you must install DRZ400 valve springs.	2249-1IN	871016	179.95	G
DRZ 400	00-13	Offroad competition use only. This cam replaces the 2048-1E. It has better low RPM torque, pulling power, and throttle response. For best results it should be used with the #2049-1IN intake cam. Uses stock DRZ400 valve springs, if installed in LTZ400 you must install DRZ400 valve springs.	2250-1E	871017	199.95	G
DRZ 400	00-13	Offroad competition use only. The #2251-2IN and #2252-2E are designed to be used as a set. These cams will provide improved full throttle torque and horsepower at all RPM 4000 and up. Uses stock DRZ400 valve springs, if installed in LTZ400 you must install DRZ400 valve springs.	2251-2IN	871018	179.95	G
DRZ 400	00-13	Offroad competition use only. The #2251-2IN and #2252-2E are designed to be used as a set. These cams will provide improved full throttle torque and horsepower at all RPM 4000 and up. Uses stock DRZ400 valve springs, if installed in LTZ400 you must install DRZ400 valve springs.	2252-2E	871005	199.95	G

- accessories
- body
- handlebar & grips
- cables & levers
- exhaust
- engine
- fuel & intake
- electrical & ignition
- clutch
- drive
- bearings
- brakes
- steering & suspension
- tires
- tools & shop

# ENGINE



## HOT CAMS DIRTBIKE CAMSHAFTS

MODEL NAME	YEAR	CAM SHAFT DESCRIPTION	MFG#			
<b>KTM CONTINUED</b>						
DRZ 400SM	05-14	Offroad competition use only. This cam replaces the 2047-1IN. It has better low RPM torque, pulling power, and throttle response. For best results it should be used with the #2050-1E exhaust cam. Uses stock DRZ400 valve springs, if installed in LTZ400 you must install DRZ400 valve springs.	2249-1IN	<b>871016</b>	<b>179.95</b>	<b>G</b>
DRZ 400SM	05-14	Offroad competition use only. This cam replaces the 2048-1E. It has better low RPM torque, pulling power, and throttle response. For best results it should be used with the #2049-1IN intake cam. Uses stock DRZ400 valve springs, if installed in LTZ400 you must install DRZ400 valve springs.	2250-1E	<b>871017</b>	<b>199.95</b>	<b>G</b>
DRZ 400SM	05-14	Offroad competition use only. The #2251-2IN and #2252-2E are designed to be used as a set. These cams will provide improved full throttle torque and horsepower at all RPM 4000 and up. Uses stock DRZ400 valve springs, if installed in LTZ400 you must install DRZ400 valve springs.	2251-2IN	<b>871018</b>	<b>179.95</b>	<b>G</b>
DRZ 400SM	05-14	Offroad competition use only. The #2251-2IN and #2252-2E are designed to be used as a set. These cams will provide improved full throttle torque and horsepower at all RPM 4000 and up. Uses stock DRZ400 valve springs, if installed in LTZ400 you must install DRZ400 valve springs.	2252-2E	<b>871005</b>	<b>199.95</b>	<b>G</b>
RMZ 450	07	Stage 1: Dual cam engine. Intake and exhaust cams sold separately. Good mid-range gains. Uses stock valve springs.	2081-1IN	<b>870327</b>	<b>179.95</b>	<b>G</b>
RMZ 450	07	Stage 1: Dual cam engine. Intake and exhaust cams sold separately. Good mid-range gains. Cam uses stock auto decompression mechanism. Uses stock valve springs.	2082-1E	<b>870328</b>	<b>199.95</b>	<b>G</b>
RMZ 450	07	Stage 2: Dual cam engine. Intake and exhaust cams sold separately. Good top-end with over rev. Uses stock valve springs.	2083-2IN	<b>870329</b>	<b>179.95</b>	<b>G</b>
RMZ 450	07	Stage 2: Dual cam engine. Intake and exhaust cams sold separately. Good top-end with over rev. Cam uses stock auto decompression mechanism. Uses stock valve springs.	2084-2E	<b>870330</b>	<b>199.95</b>	<b>G</b>
RMZ 450	05-06	Stage 1; Dual cam engine. Intake and exhaust cams sold separately. Excellent top-end power increase. Good over rev. Uses stock valve springs.	2052-1IN	<b>870325</b>	<b>179.95</b>	<b>G</b>
RMZ 450	05-06	Stage 1: Dual cam engine. Intake and exhaust cams sold separately. Excellent top-end power increase. Good over rev. Cam uses stock auto-decompression mechanism. Uses stock valve springs.	2053-1E	<b>870326</b>	<b>199.95</b>	<b>G</b>
RMZ 450	08-14	Stage 1 ITR design intake cam. Dual cam engine. Good low end and mid-range gains. Uses stock valve springs.	2266-1IN	<b>871644</b>	<b>199.95</b>	<b>G</b>
RMZ 450	08-14	Stage 1 ITR exhaust cam. Dual cam engine. Good low end and midrange gains. Uses stock valve springs. Uses stock auto decompression mechanism.	2267-1E	<b>871645</b>	<b>199.95</b>	<b>G</b>
RMZ 450	08-14	Stage 2 ITR intake cam. Dual cam engine. Great top end gains and good over rev. Uses stock valve springs.	2268-2IN	<b>871559</b>	<b>199.95</b>	<b>G</b>
RMZ 450	08-14	Stage 2 ITR exhaust cam. Dual cam engine. Great top end gains and good over rev. Uses stock valve springs. Uses stock auto decompression mechanism.	2269-2E	<b>871560</b>	<b>199.95</b>	<b>G</b>
<b>YAMAHA</b>						
TTR 125	99-15	Stage 1: single-cam motor. Excellent midrange and top-end power increase. Uses stock valve springs and rockers.	4019-1	<b>870335</b>	<b>169.95</b>	<b>G</b>
TTR 125E	99-09	Stage 1: single-cam motor. Excellent midrange and top-end power increase. Uses stock valve springs and rockers.	4019-1	<b>870335</b>	<b>169.95</b>	<b>G</b>
TTR 125L	99-09	Stage 1: single-cam motor. Excellent midrange and top-end power increase. Uses stock valve springs and rockers.	4019-1	<b>870335</b>	<b>169.95</b>	<b>G</b>
WR 250F	01-13	Stage 1: Dual cam engine. Intake and exhaust cams sold separately. Increases bottom and midrange power for improved snap. Uses stock valve springs.	4012-1IN	<b>870336</b>	<b>199.95</b>	<b>G</b>
WR 250F	01-13	Stage 1: Dual cam engine. Intake and exhaust cams sold separately. Increases bottom and midrange power for improved snap. Cam includes auto-decompressor mechanism. Uses stock valve springs.	4020-1E	<b>870337</b>	<b>199.95</b>	<b>G</b>
WR 250F	01-13	Dual-cam motor: intake and exhaust cams sold separately. Excellent top-end power increase and good over rev. Intake cam includes adjustable cam timing sprocket. Exhaust cam includes auto-decompression mechanism. Uses stock valve springs.	4054-2IN	<b>870338</b>	<b>199.95</b>	<b>G</b>
WR 250F	01-13	Stage 2: Dual cam engine. Intake and exhaust cams sold separately. Excellent top-end power increase and good over rev. Cam includes auto-decompression mechanism. Uses stock valve springs.	4055-2E	<b>870339</b>	<b>199.95</b>	<b>G</b>
WR 250F	01-13	Stage 1 Gold Series: Dual cam engine. Intake and exhaust cams sold separately. Low to mid RPM application. Requires valve spring kit PART #VSK4001IN.	4110-1INGS	<b>870340</b>	<b>229.95</b>	<b>G</b>
WR 250F	01-13	Stage 1 Gold Series: Dual cam engine. Intake and exhaust cams sold separately. Low to mid RPM application. Requires valve spring kit PART #VSK4001EX. Uses stock auto decompression mechanism.	4111-1EXGS	<b>870341</b>	<b>229.95</b>	<b>G</b>



## HOT CAMS DIRTBIKE CAMSHAFTS

MODEL NAME	YEAR	CAM SHAFT DESCRIPTION	MFG#			
<b>YAMAHA CONTINUED</b>						
WR 250F	01-13	Stage 2 Gold Series: Dual cam engine. Intake and exhaust cams sold separately. Mid to top RPM application. Requires valve spring kit PART #VSK4001IN.	4112-2INGS	870342	229.95	G
WR 250F	01-13	Stage 2 Gold Series: Dual cam engine. Intake and exhaust cams sold separately. Mid to top RPM application. Requires valve spring kit PART #VSK4001EX. Uses stock auto decompression mechanism.	4113-2EXGS	870343	229.95	G
WR 250F	01-13	Builder Series: Dual cam engine. Intake and exhaust cams sold separately. Lower lift and shorter duration for low RPM or high torque applications. Requires valve springs kit PART #VSK4001.	4151-INBLD	870344	229.95	G
WR 250F	01-13	Builder Series: Dual cam engine. Intake and exhaust cams sold separately. Medium lift and duration for mid RPM applications. Requires valve springs kit PART #VSK4001.	4152-INBLD	870345	295.95	G
WR 250F	01-13	Builder Series: Dual cam engine. Intake and exhaust cams sold separately. Medium lift and duration for mid RPM applications. Requires valve springs kit PART #VSK4001.	4153-INBLD	870346	229.95	G
WR 250F	01-13	Builder Series: Dual cam engine. Intake and exhaust cams sold separately. High lift and long duration for high RPM applications or oversized engines requiring increased intake capacity. Requires valve springs kit PART #VSK4001.	4154-INBLD	870347	229.95	G
WR 250F	01-13	Builder Series: Dual cam engine. Intake and exhaust cams sold separately. High lift and long duration for high RPM applications or oversized engines requiring increased exhaust capacity. Requires valve springs kit PART #VSK4001. Uses stock auto decompress	4156-EXBLD	870349	229.95	G
WR 450F	03-15	Dual-cam motor: intake and exhaust cams sold separately. Excellent mid-range and top-end increase. Exhaust cam includes auto-decompression mechanism. Uses stock valve springs.	4023-1IN	870353	199.95	G
WR 450F	03-15	Dual-cam motor: intake and exhaust cams sold separately. Excellent mid-range and top-end increase. Exhaust cam includes auto-decompression mechanism. Uses stock valve springs.	4044-1E	870354	199.95	G
YZ 250F	01-13	Stage 1: Dual cam engine. Intake and exhaust cams sold separately. Increases bottom and midrange power for improved snap. Uses stock valve springs.	4012-1IN	870336	199.95	G
YZ 250F	01-13	Stage 1: Dual cam engine. Intake and exhaust cams sold separately. Increases bottom and midrange power for improved snap. Cam includes auto-decompressor mechanism. Uses stock valve springs.	4020-1E	870337	199.95	G
YZ 250F	01-13	Dual-cam motor: intake and exhaust cams sold separately. Excellent top-end power increase and good over rev. Exhaust cam includes auto-decompression mechanism. Uses stock valve springs.	4054-2IN	870338	199.95	G
YZ 250F	01-13	Dual-cam motor: intake and exhaust cams sold separately. Excellent top-end power increase and good over rev. Exhaust cam includes auto-decompression mechanism. Uses stock valve springs.	4055-2E	870339	199.95	G
YZ 250F	01-13	Stage 1 Gold Series: Dual cam engine. Intake and exhaust cams sold separately. Low to mid RPM application. Requires valve spring kit PART #VSK4001IN.	4110-1INGS	870340	229.95	G
YZ 250F	01-13	Stage 1 Gold Series: Dual cam engine. Intake and exhaust cams sold separately. Low to mid RPM application. Requires valve spring kit PART #VSK4001EX. Uses stock auto decompression mechanism.	4111-EXGS	870341	229.95	G
YZ 250F	01-13	Stage 2 Gold Series: Dual cam engine. Intake and exhaust cams sold separately. Mid to top RPM application. Requires valve spring kit PART #VSK4001IN.	4112-2INGS	870342	229.95	G
YZ 250F	01-13	Stage 2 Gold Series: Dual cam engine. Intake and exhaust cams sold separately. Mid to top RPM application. Requires valve spring kit PART #VSK4001EX. Uses stock auto decompression mechanism.	4113-EXGS	870343	229.95	G
YZ 250F	01-13	Builder Series: Dual cam engine. Intake and exhaust cams sold separately. Lower lift and shorter duration for low RPM or high torque applications. Requires valve springs kit PART #VSK4001.	4151-INBLD	870344	229.95	G
YZ 250F	01-13	Builder Series: Dual cam engine. Intake and exhaust cams sold separately. Medium lift and duration for mid RPM applications. Requires valve springs kit PART #VSK4001.	4152-INBLD	870345	295.95	G
YZ 250F	01-13	Builder Series: Dual cam engine. Intake and exhaust cams sold separately. Medium lift and duration for mid RPM applications. Requires valve springs kit PART #VSK4001.	4153-INBLD	870346	229.95	G
YZ 250F	01-13	Builder Series: Dual cam engine. Intake and exhaust cams sold separately. High lift and long duration for high RPM applications or oversized engines requiring increased intake capacity. Requires valve springs kit PART #VSK4001.	4154-INBLD	870347	229.95	G

- accessories
- body
- handlebar & grips
- cables & levers
- exhaust
- engine**
- fuel & intake
- electrical & ignition
- clutch
- drive
- bearings
- brakes
- steering & suspension
- tires
- tools & shop

# ENGINE



## HOT CAMS DIRTBIKE CAMSHAFTS

- accessories
- body
- handlebar & grips
- cables & levers
- exhaust
- engine**
- fuel & intake
- electrical & ignition
- clutch
- drive
- bearings
- brakes
- steering & suspension
- tires
- tools & shop

MODEL NAME	YEAR	CAM SHAFT DESCRIPTION	MFG#			
<b>YAMAHA CONTINUED</b>						
YZ 250F	01-13	Builder Series: Dual cam engine. Intake and exhaust cams sold separately. High lift and long duration for high RPM applications or oversized engines requiring increased exhaust capacity. Requires valve springs kit PART #VSK4001. Uses stock auto decompres	4156-EXBLD	<b>870349</b>	<b>229.95</b>	<b>G</b>
YZ 250F	14-15	Stage 1 ITR: dual-cam motor: Intake and exhaust cams sold separately. Excellent bottom-end and midrange increase. Uses stock valve springs.	4270-1IN	<b>871652</b>	<b>199.95</b>	<b>G</b>
YZ 250F	14-15	Stage 1 ITR: dual-cam motor: Intake and exhaust cams sold separately. Excellent bottom-end and midrange increase. Includes auto-decompression mechanism. Uses stock valve springs.	4271-1E	<b>871653</b>	<b>199.95</b>	<b>G</b>
YZ 250F	14-15	Stage 2 ITR: dual-cam motor: Intake and exhaust cams sold separately. Excellent midrange to top end increase. Uses stock valve springs.	4272-2IN	<b>871654</b>	<b>199.95</b>	<b>G</b>
YZ 250F	14-15	Stage 2 ITR: dual-cam motor: Intake and exhaust cams sold separately. Excellent midrange to top end increase. Includes auto-decompression mechanism. Uses stock valve springs.	4273-2E	<b>871655</b>	<b>199.95</b>	<b>G</b>
YZ 250FX	15	Stage 1 ITR: dual-cam motor: Intake and exhaust cams sold separately. Excellent bottom-end and midrange increase. Uses stock valve springs.	4298-1IN	<b>871668</b>	<b>199.95</b>	<b>G</b>
YZ 250FX	15	Stage 1 ITR: dual-cam motor: Intake and exhaust cams sold separately. Excellent bottom-end and midrange increase. Includes auto-decompression mechanism. Uses stock valve springs.	4299-1E	<b>871669</b>	<b>199.95</b>	<b>G</b>
YZ 250FX	15	Stage 2 ITR: dual-cam motor: Intake and exhaust cams sold separately. Excellent midrange to top end increase. Uses stock valve springs.	4300-2IN	<b>871670</b>	<b>199.95</b>	<b>G</b>
YZ 250FX	15	Stage 2 ITR: dual-cam motor: Intake and exhaust cams sold separately. Excellent midrange to top end increase. Includes auto-decompression mechanism. Uses stock valve springs.	4301-2E	<b>871671</b>	<b>199.95</b>	<b>G</b>
YZ 400F	98-99	Dual-cam motor: intake and exhaust cams sold separately. Excellent mid-range increase, improved throttle response, and smooth power delivery. Intake sprocket factory preset at 105. Exhaust cam includes auto-decompression mechanism.	4002-1IN	<b>870350</b>	<b>179.95</b>	<b>G</b>
YZ 400F	98-99	Dual-cam motor: intake and exhaust cams sold separately. Excellent mid-range increase, improved throttle response, and smooth power delivery. Exhaust cam includes auto-decompression mechanism.	4035-1E	<b>870351</b>	<b>199.95</b>	<b>G</b>
WR 400F	98-00	Dual-cam motor: intake and exhaust cams sold separately. Excellent mid-range increase, improved throttle response, and smooth power delivery. Intake sprocket factory preset at 105. Exhaust cam includes auto-decompression mechanism.	4002-1IN	<b>870350</b>	<b>179.95</b>	<b>G</b>
WR 400F	98-00	Dual-cam motor: intake and exhaust cams sold separately. Excellent mid-range increase, improved throttle response, and smooth power delivery. Exhaust cam includes auto-decompression mechanism.	4035-1E	<b>870351</b>	<b>199.95</b>	<b>G</b>
YZ 426F	00-02	Dual-cam motor: intake and exhaust cams sold separately. Excellent mid-range increase, improved throttle response, and smooth power delivery. Exhaust cam includes auto-decompression mechanism.	4002-1IN	<b>870350</b>	<b>179.95</b>	<b>G</b>
YZ 426F	00-02	Dual-cam motor: intake and exhaust cams sold separately. Excellent mid-range increase, improved throttle response, and smooth power delivery. Exhaust cam includes auto-decompression mechanism.	4035-1E	<b>870351</b>	<b>199.95</b>	<b>G</b>
WR 426F	01-02	Dual-cam motor: intake and exhaust cams sold separately. Excellent mid-range increase, improved throttle response, and smooth power delivery. Exhaust cam includes auto-decompression mechanism.	4002-1IN	<b>870350</b>	<b>179.95</b>	<b>G</b>
WR 426F	01-02	Dual-cam motor: intake and exhaust cams sold separately. Excellent mid-range increase, improved throttle response, and smooth power delivery. Exhaust cam includes auto-decompression mechanism.	4035-1E	<b>870351</b>	<b>199.95</b>	<b>G</b>
YZ 450F	03-09	Dual-cam motor: intake and exhaust cams sold separately. Excellent mid-range and top-end increase. Exhaust cam includes auto-decompression mechanism. Uses stock valve springs.	4022-1E	<b>870356</b>	<b>199.95</b>	<b>G</b>
YZ 450F	03-09	Stage 1: Dual cam engine. Intake and exhaust cams sold separately. Excellent midrange and top-end increase. Uses stock valve springs.	4023-1IN	<b>870353</b>	<b>199.95</b>	<b>G</b>
YZ 450F	03-09	Stage 2 intake: Dual cam motor. Added top end over stage 1. Uses stock valve springs.	4089-2IN	<b>870357</b>	<b>199.95</b>	<b>G</b>
YZ 450F	03-09	Stage 2 exhaust: Dual cam motor. Added top end over stage 1. Uses stock valve springs. Include auto decompression mechanism.	4090-2E	<b>870358</b>	<b>199.95</b>	<b>G</b>
YZ 450F	10-13	THIS IS THE CAM SET THAT WILL SUIT MOST RIDERS IN MOST RIDING SITUATIONS. 4163-1IN and 4164-1EX when used as a set provide increased low - mid rpm torque up to 9000 rpm and improved peak torque with no loss at high rpm. Throttle response is also improved.	4163-1IN	<b>870359</b>	<b>199.95</b>	<b>G</b>
YZ 450F	10-13	THIS IS THE CAM SET THAT WILL SUIT MOST RIDERS IN MOST RIDING SITUATIONS. 4163-1IN and 4164-1EX when used as a set provide increased low - mid rpm torque up to 9000 rpm and improved peak torque with a no loss at high rpm. Throttle response is also improved	4164-1EX	<b>870360</b>	<b>199.95</b>	<b>G</b>



## HOT CAMS DIRTBIKE CAMSHAFTS

MODEL NAME	YEAR	CAM SHAFT DESCRIPTION	MFG#			
<b>YAMAHA CONTINUED</b>						
YZ 450F	10-13	4165-2IN and 4166-2E when used as a set provide increased mid-top torque and horsepower. Produces more power than the OE cams from 6000 rpm and up with a slight loss at lower rpm. Produces more power than the stage 1 set from 8000 rpm and up.	4165-2IN	<b>870361</b>	<b>199.95</b>	<b>G</b>
YZ 450F	10-13	4165-2IN and 4166-2E when used as a set provide increased mid-top torque and horsepower. Produces more power than the OE cams from 6000 rpm and up with a slight loss at lower rpm. Produces more power than the stage 1 set from 8000 rpm and up.	4166-2EX	<b>870362</b>	<b>199.95</b>	<b>G</b>
YZ 450F	10-13	The 4167-INBLD intake cam provides the lowest RPM torque. When used with the #4170-EXBLD, the set makes a great torque set up good for Super-cross and other riding situations which require good throttle response and increased partial throttle torque.	4167-INBLD	<b>870363</b>	<b>295.95</b>	<b>G</b>
YZ 450F	10-13	This cam provides slightly more intake flow than the Stage 2 #4165-2IN. Uses stock valve springs.	4168-INBLD	<b>870364</b>	<b>295.95</b>	<b>G</b>
YZ 450F	10-13	The 4169-INBLD provides the highest RPM air flow. When used as a set with the #4171-EXBLD exhaust cam modified engines will produce good high RPM horsepower. Uses stock valve springs.	4169-INBLD	<b>870365</b>	<b>295.95</b>	<b>G</b>
YZ 450F	10-13	The 4170-EXBLD exhaust cam provides the lowest RPM torque. When used with the #4167-INBLD, the set makes a great torque set up good for Super-cross and other riding situations which require good throttle response and increased partial throttle torque.	4170-EXBLD	<b>870366</b>	<b>295.95</b>	<b>G</b>
YZ 450F	14-15	Stage 1 ITR: Dual cam engine. Intake and exhaust cams sold separately. Excellent low to midrange increase. Uses stock valve springs.	4278-1IN	<b>871656</b>	<b>199.95</b>	<b>G</b>
YZ 450F	14-15	Stage 1 ITR: Dual cam engine. Intake and exhaust cams sold separately. Excellent low to midrange increase. Uses stock valve springs.	4279-1E	<b>871657</b>	<b>199.95</b>	<b>G</b>
YZ 450F	14-15	Stage 2 ITR: Dual cam engine. Intake and exhaust cams sold separately. Excellent midrange to top end increase. Uses stock valve springs.	4280-2IN	<b>871658</b>	<b>199.95</b>	<b>G</b>
YZ 450F	14-15	Stage 2 ITR: Dual cam engine. Intake and exhaust cams sold separately. Excellent midrange to top end increase. Uses stock valve springs.	4281-2E	<b>871659</b>	<b>219.95</b>	<b>G</b>




## HOT CAMS DIRTBIKE CAM INSTALLATION KITS

DESCRIPTION	MFG#	INSTALLATION KITS		
Installation Kit	CIK-001	<b>870818</b>	<b>199.95</b>	<b>G</b>
Installation Kit	CIK-001-M	<b>870819</b>	<b>199.95</b>	<b>G</b>
Installation Kit	HC-PSK-001	<b>871698</b>	<b>39.95</b>	<b>G</b>

- accessories
- body
- handlebar & grips
- cables & levers
- exhaust
- engine**
- fuel & intake
- electrical & ignition
- clutch
- drive
- bearings
- brakes
- steering & suspension
- tires
- tools & shop



## HOT CAMS DIRTBIKE CAM CHAINS



- Made from premium materials to reduce friction and increase service life
- Maximum strength and durability
- Meets or exceeds OEM specifications and tolerance

- accessories
- body
- handlebar & grips
- cables & levers
- exhaust
- engine
- fuel & intake
- electrical & ignition
- clutch
- drive
- bearings
- brakes
- steering & suspension
- tires
- tools & shop

MODEL	YEAR	MFG #	CAM CHAIN		
<b>HONDA</b>					
CRF 50F	04-09, 11-12	HCDID25082	871637	12.95	G
XR 50R	00-03	HCDID25082	871637	12.95	G
Z 50A	69-78	HCDID25082	871637	12.95	G
Z 50R	79-89, 91-99	HCDID25082	871637	12.95	G
ZB 50	88	HCDID25082	871637	12.95	G
CRF 70F	04-09, 11-12	HCDID25082	871637	12.95	G
SL 70	71-73	HCDID25082	871637	12.95	G
XR 70R	97-03	HCDID25082	871637	12.95	G
CRF 80F	04-09, 11-13	HCDID25H088	871695	29.95	G
XL 80S	80-85	HCDID25H088	871695	29.95	G
XR 80	79-84	HCDID25H088	871695	29.95	G
XR 80R	85-88, 90-91, 93-03	HCDID25H088	871695	29.95	G
CB 100	70-72	HCDID25H100	871697	39.95	G
CB 125S	73-75	HCDID25H100	871697	39.95	G
CL100	70-72	HCDID25H100	871697	39.95	G
CL100S	71-74	HCDID25H100	871697	39.95	G
NSF 100	06	HCDID25H090	871696	29.95	G
SL 100	70-73	HCDID25H100	871697	39.95	G
CRF 100F	04-09, 12-13	HCDID25H090	871696	29.95	G
XL 100	74-75	HCDID25H100	871697	39.95	G
XL 100S	79-85	HCDID25H090	871696	29.95	G
XR 100	81-84	HCDID25H090	871696	29.95	G
XR 100R	85-03	HCDID25H090	871696	29.95	G
CL125S	73-74	HCDID25H100	871697	39.95	G
SL 125	71-73	HCDID25H100	871697	39.95	G
TL 125	73-75	HCDID25H100	871697	39.95	G
XL 125	74-75	HCDID25H100	871697	39.95	G
CRF 150R	07-09	HC92RH2015096	871685	36.95	G
CRF 150RB	07-09	HC92RH2015096	871685	36.95	G
XL 185S	79-83	HCDID25H100	871697	39.95	G
XR 185	79	HCDID25H100	871697	39.95	G
TLR 200	86-87	HCDID25H100	871697	39.95	G
TR 200	86-87	HCDID25H100	871697	39.95	G
XL 200R	83-84	HCDID25H100	871697	39.95	G
XR 200	80-84	HCDID25H100	871697	39.95	G
XR 200R	81-83, 86-88, 90-91, 93-02	HCDID25H100	871697	39.95	G
CRF 230F	03-09, 12-15	HC92RH2005104	871629	29.95	G
CRF 250R	04-09	HC92RH2015104	871072	59.95	G
CRF 250R	10-15	HC92RH2015106	871073	59.95	G
CRF 250X	04-13	HC92RH2015104	871072	59.95	G

MODEL	YEAR	MFG #	CAM CHAIN		
<b>HONDA CONTINUED</b>					
XR 400R	96-04	HC82RH2010112	871677	89.95	G
CRF 450R	02-08	HC92RH2015112	871074	59.95	G
CRF 450R	09-15	HC96RH2015108	871076	59.95	G
CRF 450X	05-15	HC92RH2015112	871074	59.95	G
XL 600	89-90	HC82RH2010118	871617	89.95	G
XR 600R	88-00	HC82RH2010118	871617	89.95	G
NX 650	88-89	HC82RH2010118	871617	89.95	G
XR 650L	93-14	HC82RH2010118	871617	89.95	G
<b>KAWASAKI</b>					
KLX 110	02-09	HC92RH2010094	871630	27.95	G
KLX 140	08-15	HC92RH2010094	871630	27.95	G
KLX 140L	08-15	HC92RH2010094	871630	27.95	G
KX 250F	04-15	HC92RH2010114	871071	59.95	G
KLX 400	03-04	HC82RH2010128	871070	59.95	G
KLX 450R	08-09	HC98XRH2010124	871079	59.95	G
KX 450F	06-08	HC98XRH2010124	871079	59.95	G
KX 450F	09-15	HC98XRH2010122	871078	59.95	G
KLR 650	96-15	HC92RH2015174	871689	99.95	G
<b>KTM</b>					
250 SX-F	05-08	HC82RH2015108	871678	59.95	G
250 SX-F	09-12	HC92RH2015108	871618	54.95	G
250 SX-F	13-14	HC98XRH2015112	871619	99.95	G
250 XC-F	07-08	HC82RH2015108	871678	59.95	G
250 XC-F	09-12	HC92RH2015108	871618	54.95	G
250 XC-F	13-14	HC98XRH2015112	871619	99.95	G
250 XCF-W	14	HC98XRH2015112	871619	99.95	G
250 XCF-W	06-07	HC82RH2015108	871678	59.95	G
250 XCF-W	09-13	HC92RH2015108	871618	54.95	G
350 EXC-F	12-14	HC98XRH2015112	871619	99.95	G
350 SX-F	11-14	HC98XRH2015112	871619	99.95	G
350 XC-F	11-14	HC98XRH2015112	871619	99.95	G
350 XCF-W	12-14	HC98XRH2015112	871619	99.95	G
400 EXC	00-06	HCDID050096	871693	59.95	G
400 MXC	01-02	HCDID050096	871693	59.95	G
400 SX	00-02	HCDID050096	871693	59.95	G
400 XC-W	07	HCDID050096	871693	59.95	G
400 XC-W	09-10	HC92RH2015110	871686	49.95	G
450 EXC	03-07	HCDID050096	871693	59.95	G
450 EXC	08-11	HC92RH2015110	871686	49.95	G
450 MXC	03-05	HCDID050096	871693	59.95	G
450 SMR	05-07	HCDID050092	871692	69.95	G
450 SMR	08-09	HC98XRH2015080	871690	49.95	G
450 SX	03-06	HCDID050092	871692	69.95	G
450 SX-F	07-12	HC98XRH2015080	871690	49.95	G
450 SX-F	13-15	HC92RH2015110	871686	49.95	G
450 XC-F	08-09	HC98XRH2015080	871690	49.95	G
450 XC-F	13-14	HC92RH2015110	871686	49.95	G
450 XC-W	09-15	HC92RH2015110	871686	49.95	G
505 SX-F	07-08	HC98XRH2015080	871690	49.95	G
505 XC-F	08-09	HC98XRH2015080	871690	49.95	G



## HOT CAMS DIRTBIKE CAM CHAINS

MODEL	YEAR	MFG #	CAM CHAIN	
<b>KTM CONTINUED</b>				
520 EXC	00-02	HCDID050096	871693	59.95 G
520 MXC	01-02	HCDID050096	871693	59.95 G
520 SX	00-02	HCDID050096	871693	59.95 G
525 EXC	03-07	HCDID050096	871693	59.95 G
525 SX	06	HCDID050096	871693	59.95 G
525 XC ATV	08-09	HCDID050096	871693	59.95 G
525 XC-W	07	HCDID050096	871693	59.95 G
<b>SUZUKI</b>				
DR100	83-90	HCDID25SH098	871639	39.95 G
SP 100	83	HCDID25SH098	871639	39.95 G
DR125	82-84, 86-88	HCDID25SH098	871639	39.95 G
DR125SE	94-96	HCDID25SH098	871639	39.95 G
DRZ 125	03-09, 12, 14-15	HCDID25SH098	871639	39.95 G
GN125E	91-97	HCDID25SH098	871639	39.95 G
SP 125	82-88	HCDID25SH098	871639	39.95 G
RMZ 250	04-14	HC92RH2010114	871071	59.95 G
DRZ 400	00-13	HC82RH2010128	871070	59.95 G
DRZ 400SM	05-09	HC82RH2010128	871070	59.95 G
RMX 450Z	10-11	HC82RH2010124	871069	59.95 G
RMZ 450	05-14	HC82RH2010124	871069	59.95 G

MODEL	YEAR	MFG #	CAM CHAIN	
<b>YAMAHA</b>				
BW 200	85-88	HCDID25SH104	871640	39.95 G
SEROW XT 225	92-00	HCDID25SH104	871640	39.95 G
TT 225	86-87	HCDID25SH104	871640	39.95 G
TT-R225	99-04	HCDID25SH104	871640	39.95 G
TT-R230	05-15	HCDID25SH104	871640	39.95 G
WR 250F	01-13	HC92RH2010114	871071	59.95 G
WR 250R	08-13	HC98XRH2010118	871077	59.95 G
WR 250X	08-11	HC98XRH2010118	871077	59.95 G
YZ 250F	01-13	HC92RH2010114	871071	59.95 G
YZ 250F	14-15	HC98XRH2010114	871620	39.95 G
BW 350	87-88	HCDID219092	871636	49.95 G
WR 400F	98-00	HC92RH2010120	871622	39.95 G
YZ 400F	98-99	HC92RH2010120	871622	39.95 G
WR 426F	01-02	HC92RH2010120	871622	39.95 G
YZ 426F	00-02	HC92RH2010120	871622	39.95 G
WR 450F	03-14	HC98XRH2010118	871077	59.95 G
YZ 450F	03-09	HC98XRH2010118	871077	59.95 G
YZ 450F	10-15	HC98XRH2010122	871078	59.95 G
TT 600	83-86	HC82RH2015126	871621	49.95 G
XT 600	84-95	HC82RH2015126	871621	49.95 G



## HOT CAMS DIRTBIKE VALVE SPRING KITS

- Created from premium, Japanese spring steel, these springs will allow the trouble-free use of more demanding, higher performance cams
- Includes valve springs, base washers, and retainers



MAKE	MODEL	YEARS	DESCRIPTION	MFG #	VALVE SPRING KIT	
HONDA	CRF 450R	09-14	EXHAUST SPRINGS MAX LIFT AT OE INSTALLED HEIGHT 0.478" INTAKE SPRINGS MAX LIFT AT OE INSTALLED HEIGHT 0.529". SPRINGS FIT CAM 870243,870244,870245,870246,870247,870248,870256,870254,870256,870257,870258	VSK1009	870249	169.95 G
SUZUKI	RMZ 250	07-14	EXHAUST SPRING MAX LIFT AT OE INSTALLED HEIGHT 0.474" INTAKE SPRING MAX LIFT AT OE INSTALLED HEIGHT 0.454".	VSK2002	870319	169.95 G
KAWASAKI	KX 250F	04-14	EXHAUST SPRING MAX LIFT AT OE INSTALLED HEIGHT 0.445" INTAKE SPRING MAX LIFT AT OE INSTALLED HEIGHT 0.504".	VSK2006	870282	169.95 G
YAMAHA	YZ 250F	01-13	SPRING KIT: MUST BE USED WITH CAMSHAFTS REQUIRING SPRINGS.	VSK4001	870355	199.95 G
YAMAHA	YZ 450F	03-09	EXHAUST AND INTAKE SPRING MAX LIFT AT OE INSTALLED HEIGHT 0.513".	VSK4003	871699	199.95 G
YAMAHA	WR 450F	03-06	EXHAUST AND INTAKE SPRING MAX LIFT AT OE INSTALLED HEIGHT 0.513".	VSK4003	871699	199.95 G

- accessories
- body
- handlebar & grips
- cables & levers
- exhaust
- engine**
- fuel & intake
- electrical & ignition
- clutch
- drive
- bearings
- brakes
- steering & suspension
- tires
- tools & shop

# ENGINE

## HOT CAMS

### COMPLETE SHIM KITS AND REFILL PACKS



Made from 4140 cold rolled steel, Hot Cams shim kits and refill packs make the perfect addition to any toolbox for keeping any valvetrain in perfect working order.

Complete kits are available in 7.48mm and 9.48mm for modern Japanese 250 and 450Fs, KTMs using 8.90 and 10.0mm shims as well many popular Japanese street bikes.

Should you start running low, Hot Cams also offers all of their shims in a variety of convenient refill packs.

DESCRIPTION	MFG#	SHIM KIT		
8.90mm Complete shim kit. 1.72mm-2.60mm in 0.04mm increments with 3 shims in each size.	HCSHIM00	870965	59.95	G
7.48mm Complete shim kit 1.20-3.50mm in .05mm increments with 3 shims in each size	HCSHIM01	870966	89.95	G
9.48mm Complete shim kit 1.20-3.50mm in .05mm increments with 3 shims in each size	HCSHIM02	870967	89.95	G
10.00mm Complete shim kit. 1.85-3.25mm in 0.05mm increments with 3 shims in each size.	HCSHIM31	871081	75.95	G
13.00mm Complete shim kit. 1.85-3.20mm in 0.05mm increments with 3 shims in each size.	HCSHIM32	871082	75.95	G

#### VALVE SHIM REFILL PACKS - 5 SHIMS IN EACH SIZE

	MFG. PART #	OUR PART #		MFG. PART #	OUR PART #
<b>7.48mm Shim Refill Package</b>			<b>9.48mm Shim Refill Package</b>		
1.20 - 1.45mm Refill Shim Package	HCSHIM03	870968 40.95 G	1.20 - 1.45mm Refill Shim Package	HCSHIM07	870972 40.95 G
1.50 - 1.75mm Refill Shim Package	HCSHIM04	-----	1.50 - 1.75mm Refill Shim Package	HCSHIM08	870973 40.95 G
1.80 - 2.05mm Refill Shim Package	HCSHIM05	870970 40.95 G	1.80 - 2.05mm Refill Shim Package	HCSHIM09	870974 40.95 G
2.10 - 2.35mm Refill Shim Package	HCSHIM06	870971 40.95 G	2.10 - 2.35mm Refill Shim Package	HCSHIM10	870975 40.95 G
2.40 - 2.65mm Refill Shim Package	HCSHIM15	870980 40.95 G	2.40 - 2.65mm Refill Shim Package	HCSHIM11	870976 40.95 G
2.70 - 2.95mm Refill Shim Package	HCSHIM16	870981 40.95 G	2.70 - 2.95mm Refill Shim Package	HCSHIM12	-----
3.00 - 3.25mm Refill Shim Package	HCSHIM17	870982 40.95 G	3.00 - 3.25mm Refill Shim Package	HCSHIM13	870978 40.95 G
3.30 - 3.50mm Refill Shim Package	HCSHIM18	870983 40.95 G	3.30 - 3.50mm Refill Shim Package	HCSHIM14	870979 40.95 G
<b>8.90mm Shim Refill Package</b>			<b>10.00mm Shim Refill Package</b>		
1.72 - 1.92mm Refill Shim Package	HCSHIM19	870984 49.95 G	2.05 - 2.20mm Refill Shim Package	HCSHIM25	870990 24.95 G
1.96 - 2.16mm Refill Shim Package	HCSHIM20	870985 49.95 G	2.25 - 2.40mm Refill Shim Package	HCSHIM26	870991 24.95 G
2.20 - 2.40mm Refill Shim Package	HCSHIM21	870986 49.95 G	2.45 - 2.60mm Refill Shim Package	HCSHIM27	-----
2.44 - 2.60mm Refill Shim Package	HCSHIM22	870987 45.95 G	2.65 - 2.80mm Refill Shim Package	HCSHIM28	-----
			2.85 - 3.00mm Refill Shim Package	HCSHIM29	-----
			3.05 - 3.20mm Refill Shim Package	HCSHIM30	-----

#### VALVE SHIM REFILL PACKS - 5 PIECE PACKAGE

	MFG. PART #	OUR PART #		MFG. PART #	OUR PART #
<b>7.48mm 5 Piece Shim Refill</b>			<b>7.48mm 5 Piece Shim Refill cont'd.</b>		
1.20mm 5 Piece Shim Package	5PK748120	870848 5.95 G	2.05mm 5 Piece Shim Package	5PK748205	870865 5.95 G
1.25mm 5 Piece Shim Package	5PK748125	870849 5.95 G	2.10mm 5 Piece Shim Package	5PK748210	870866 5.95 G
1.30mm 5 Piece Shim Package	5PK748130	870850 5.95 G	2.15mm 5 Piece Shim Package	5PK748215	870867 5.95 G
1.35mm 5 Piece Shim Package	5PK748135	870851 5.95 G	2.20mm 5 Piece Shim Package	5PK748220	870868 5.95 G
1.40mm 5 Piece Shim Package	5PK748140	870852 5.95 G	2.25mm 5 Piece Shim Package	5PK748225	870869 5.95 G
1.45mm 5 Piece Shim Package	5PK748145	870853 5.95 G	2.30mm 5 Piece Shim Package	5PK748230	870870 5.95 G
1.50mm 5 Piece Shim Package	5PK748150	870854 5.95 G	2.35mm 5 Piece Shim Package	5PK748235	870871 5.95 G
1.55mm 5 Piece Shim Package	5PK748155	870855 5.95 G	2.40mm 5 Piece Shim Package	5PK748240	870872 5.95 G
1.60mm 5 Piece Shim Package	5PK748160	870856 5.95 G	2.45mm 5 Piece Shim Package	5PK748245	870873 5.95 G
1.65mm 5 Piece Shim Package	5PK748165	870857 5.95 G	2.50mm 5 Piece Shim Package	5PK748250	870874 5.95 G
1.70mm 5 Piece Shim Package	5PK748170	870858 5.95 G	2.55mm 5 Piece Shim Package	5PK748255	870875 5.95 G
1.75mm 5 Piece Shim Package	5PK748175	870859 5.95 G	2.60mm 5 Piece Shim Package	5PK748260	870876 5.95 G
1.80mm 5 Piece Shim Package	5PK748180	870860 5.95 G	2.65mm 5 Piece Shim Package	5PK748265	870877 5.95 G
1.85mm 5 Piece Shim Package	5PK748185	870861 5.95 G	2.70mm 5 Piece Shim Package	5PK748270	870878 5.95 G
1.90mm 5 Piece Shim Package	5PK748190	870862 5.95 G	2.75mm 5 Piece Shim Package	5PK748275	870879 5.95 G
1.95mm 5 Piece Shim Package	5PK748195	870863 5.95 G	2.80mm 5 Piece Shim Package	5PK748280	870880 5.95 G
2.00mm 5 Piece Shim Package	5PK748200	870864 5.95 G	2.85mm 5 Piece Shim Package	5PK748285	870881 5.95 G





## HOT CAMS SHIM KITS



### VALVE SHIM REFILL PACKS - 5 PIECE PACKAGE

MFG. PART #	OUR PART #		MFG. PART #	OUR PART #
<b>7.48mm 5 Piece Shim Ref II cont'd.</b>			<b>9.48mm 5 Piece Shim Ref II cont'd.</b>	
2.90mm 5 Piece Shim Package	5PK748290	<b>870882 5.95</b> G	2.20mm 5 Piece Shim Package	5PK948220 <b>870938 5.95</b> G
2.95mm 5 Piece Shim Package	5PK748295	<b>870883 5.95</b> G	2.25mm 5 Piece Shim Package	5PK948225 <b>870939 5.95</b> G
3.00mm 5 Piece Shim Package	5PK748300	<b>870884 5.95</b> G	2.30mm 5 Piece Shim Package	5PK948230 <b>870940 5.95</b> G
3.05mm 5 Piece Shim Package	5PK748305	<b>870885 5.95</b> G	2.35mm 5 Piece Shim Package	5PK948235 <b>870941 5.95</b> G
3.10mm 5 Piece Shim Package	5PK748310	<b>870886 5.95</b> G	2.40mm 5 Piece Shim Package	5PK948240 <b>870942 5.95</b> G
3.15mm 5 Piece Shim Package	5PK748315	<b>870887 5.95</b> G	2.45mm 5 Piece Shim Package	5PK948245 <b>870943 5.95</b> G
3.20mm 5 Piece Shim Package	5PK748320	<b>870888 5.95</b> G	2.50mm 5 Piece Shim Package	5PK948250 <b>870944 5.95</b> G
3.25mm 5 Piece Shim Package	5PK748325	<b>870889 5.95</b> G	2.55mm 5 Piece Shim Package	5PK948255 <b>870945 5.95</b> G
3.30mm 5 Piece Shim Package	5PK748330	<b>870890 5.95</b> G	2.60mm 5 Piece Shim Package	5PK948260 <b>870946 5.95</b> G
3.35mm 5 Piece Shim Package	5PK748335	<b>870891 5.95</b> G	2.65mm 5 Piece Shim Package	5PK948265 <b>870947 5.95</b> G
3.40mm 5 Piece Shim Package	5PK748340	<b>870892 5.95</b> G	2.70mm 5 Piece Shim Package	5PK948270 <b>870948 5.95</b> G
3.45mm 5 Piece Shim Package	5PK748345	<b>870893 5.95</b> G	2.75mm 5 Piece Shim Package	5PK948275 <b>870949 5.95</b> G
3.50mm 5 Piece Shim Package	5PK748350	<b>870894 5.95</b> G	2.80mm 5 Piece Shim Package	5PK948280 <b>870950 5.95</b> G
<b>8.90mm 5 Piece Shim Ref II</b>			2.85mm 5 Piece Shim Package	5PK948285 <b>870951 5.95</b> G
1.72mm 5 Piece Shim Package	5PK890172	<b>870895 5.95</b> G	2.90mm 5 Piece Shim Package	5PK948290 <b>870952 5.95</b> G
1.76mm 5 Piece Shim Package	5PK890176	<b>870896 5.95</b> G	2.95mm 5 Piece Shim Package	5PK948295 <b>870953 5.95</b> G
1.80mm 5 Piece Shim Package	5PK890180	<b>870897 5.95</b> G	3.00mm 5 Piece Shim Package	5PK948300 <b>870954 5.95</b> G
1.84mm 5 Piece Shim Package	5PK890184	<b>870898 5.95</b> G	3.05mm 5 Piece Shim Package	5PK948305 <b>870955 5.95</b> G
1.88mm 5 Piece Shim Package	5PK890188	<b>870899 5.95</b> G	3.10mm 5 Piece Shim Package	5PK948310 <b>870956 5.95</b> G
1.92mm 5 Piece Shim Package	5PK890192	<b>870900 5.95</b> G	3.15mm 5 Piece Shim Package	5PK948315 <b>870957 5.95</b> G
1.96mm 5 Piece Shim Package	5PK890196	<b>870901 5.95</b> G	3.20mm 5 Piece Shim Package	5PK948320 <b>870958 5.95</b> G
2.00mm 5 Piece Shim Package	5PK890200	<b>870902 5.95</b> G	3.25mm 5 Piece Shim Package	5PK948325 <b>870959 5.95</b> G
2.04mm 5 Piece Shim Package	5PK890204	<b>870903 5.95</b> G	3.30mm 5 Piece Shim Package	5PK948330 <b>870960 5.95</b> G
2.08mm 5 Piece Shim Package	5PK890208	<b>870904 5.95</b> G	3.35mm 5 Piece Shim Package	5PK948335 <b>870961 5.95</b> G
2.12mm 5 Piece Shim Package	5PK890212	<b>870905 5.95</b> G	3.40mm 5 Piece Shim Package	5PK948340 <b>870962 5.95</b> G
2.16mm 5 Piece Shim Package	5PK890216	<b>870906 5.95</b> G	3.45mm 5 Piece Shim Package	5PK948345 <b>870963 5.95</b> G
2.20mm 5 Piece Shim Package	5PK890220	<b>870907 5.95</b> G	3.50mm 5 Piece Shim Package	5PK948350 <b>870964 5.95</b> G
2.24mm 5 Piece Shim Package	5PK890224	<b>870908 5.95</b> G	<b>10.00mm 5 Piece Shim Ref II</b>	
2.28mm 5 Piece Shim Package	5PK890228	<b>870909 5.95</b> G	1.85mm 5 piece shim Package	5PK1000185 <b>870820 5.95</b> G
2.32mm 5 Piece Shim Package	5PK890232	<b>870910 5.95</b> G	1.90mm 5 piece shim Package	5PK1000190 <b>870821 5.95</b> G
2.36mm 5 Piece Shim Package	5PK890236	<b>870911 5.95</b> G	1.95mm 5 piece shim Package	5PK1000195 <b>870822 5.95</b> G
2.40mm 5 Piece Shim Package	5PK890240	<b>870912 5.95</b> G	2.00mm 5 piece shim Package	5PK1000200 <b>870823 5.95</b> G
2.44mm 5 Piece Shim Package	5PK890244	<b>870913 5.95</b> G	2.05mm 5 piece shim Package	5PK1000205 <b>870824 5.95</b> G
2.48mm 5 Piece Shim Package	5PK890248	<b>870914 5.95</b> G	2.10mm 5 piece shim Package	5PK1000210 <b>870825 5.95</b> G
2.52mm 5 Piece Shim Package	5PK890252	<b>870915 5.95</b> G	2.15mm 5 piece shim Package	5PK1000215 <b>870826 5.95</b> G
2.56mm 5 Piece Shim Package	5PK890256	<b>870916 5.95</b> G	2.20mm 5 piece shim Package	5PK1000220 <b>870827 5.95</b> G
2.60mm 5 Piece Shim Package	5PK890260	<b>870917 5.95</b> G	2.25mm 5 piece shim Package	5PK1000225 <b>870828 5.95</b> G
<b>9.48mm 5 Piece Shim Ref II</b>			2.30mm 5 piece shim Package	5PK1000230 <b>870829 5.95</b> G
1.20mm 5 Piece Shim Package	5PK948120	<b>870918 5.95</b> G	2.35mm 5 piece shim Package	5PK1000235 <b>870830 5.95</b> G
1.25mm 5 Piece Shim Package	5PK948125	<b>870919 5.95</b> G	2.40mm 5 piece shim Package	5PK1000240 <b>870831 5.95</b> G
1.30mm 5 Piece Shim Package	5PK948130	<b>870920 5.95</b> G	2.45mm 5 piece shim Package	5PK1000245 <b>870832 5.95</b> G
1.35mm 5 Piece Shim Package	5PK948135	<b>870921 5.95</b> G	2.50mm 5 piece shim Package	5PK1000250 <b>870833 5.95</b> G
1.40mm 5 Piece Shim Package	5PK948140	<b>870922 5.95</b> G	2.55mm 5 piece shim Package	5PK1000255 <b>870834 5.95</b> G
1.45mm 5 Piece Shim Package	5PK948145	<b>870923 5.95</b> G	2.60mm 5 piece shim Package	5PK1000260 <b>870835 5.95</b> G
1.50mm 5 Piece Shim Package	5PK948150	<b>870924 5.95</b> G	2.65mm 5 piece shim Package	5PK1000265 <b>870836 5.95</b> G
1.55mm 5 Piece Shim Package	5PK948155	<b>870925 5.95</b> G	2.70mm 5 piece shim Package	5PK1000270 <b>870837 5.95</b> G
1.60mm 5 Piece Shim Package	5PK948160	<b>870926 5.95</b> G	2.75mm 5 piece shim Package	5PK1000275 <b>870838 5.95</b> G
1.65mm 5 Piece Shim Package	5PK948165	<b>870927 5.95</b> G	2.80mm 5 piece shim Package	5PK1000280 <b>870839 5.95</b> G
1.70mm 5 Piece Shim Package	5PK948170	<b>870928 5.95</b> G	2.85mm 5 piece shim Package	5PK1000285 <b>870840 5.95</b> G
1.75mm 5 Piece Shim Package	5PK948175	<b>870929 5.95</b> G	2.90mm 5 piece shim Package	5PK1000290 <b>870841 5.95</b> G
1.80mm 5 Piece Shim Package	5PK948180	<b>870930 5.95</b> G	2.95mm 5 piece shim Package	5PK1000295 <b>870842 5.95</b> G
1.85mm 5 Piece Shim Package	5PK948185	<b>870931 5.95</b> G	3.00mm 5 piece shim Package	5PK1000300 <b>870843 5.95</b> G
1.90mm 5 Piece Shim Package	5PK948190	<b>870932 5.95</b> G	3.05mm 5 piece shim Package	5PK1000305 <b>870844 5.95</b> G
1.95mm 5 Piece Shim Package	5PK948195	<b>870933 5.95</b> G	3.10mm 5 piece shim Package	5PK1000310 <b>870845 5.95</b> G
2.00mm 5 Piece Shim Package	5PK948200	<b>870934 5.95</b> G	3.15mm 5 piece shim Package	5PK1000315 <b>870846 5.95</b> G
2.05mm 5 Piece Shim Package	5PK948205	<b>870935 5.95</b> G	3.20mm 5 piece shim Package	5PK1000320 <b>870847 5.95</b> G
2.10mm 5 Piece Shim Package	5PK948210	<b>870936 5.95</b> G		
2.15mm 5 Piece Shim Package	5PK948215	<b>870937 5.95</b> G		

- accessories
- body
- handlebar & grips
- cables & levers
- exhaust
- engine
- fuel & intake
- electrical & ignition
- clutch
- drive
- bearings
- brakes
- steering & suspension
- tires
- tools & shop

## PSYCHIC DIRT BIKE ENGINE VALVES

### OEM RACING VALVES

#### Psychic® Valves Feature:

- Stainless steel, forged one piece construction
- Extremely light and fast flowing
- Chromed stems and stellite tips
- Special thick margins and modified radius
- Fully swirl polished
- Black nitride coating allows a higher resistance to wear along with reducing friction for quicker and higher revs
- Sold by Piece



#### Springs Feature:

- Developed from an ultra high strength alloy
- Heat treated to increase the durability
- Machined to precise specifications



**PSYCHIC**  
MX COMPONENTS

MODEL	YEARS	DESCRIPTION	PART #		
<b>BETA</b>					
RR 400 ENDURO	05-09	EXHAUST VALVE	120847	29.95	L
RR 450 ENDURO	05-09				
RR 525 ENDURO	05-09				
		INTAKE VALVE	120848	30.95	L
<b>GAS GAS</b>					
EC250-F	10-15	EXHAUST VALVE	120587	24.95	L
EC300-F	13-15	EXHAUST SPRING	120576	5.95	L
EC250-F	10-15	CENTER INTAKE VALVE	120588	22.95	L
EC300-F	13-15				
	01-09	INTAKE VALVE	120591	20.95	L
		INTAKE SPRING	120577	5.95	L
EC450-F	13-15	EXHAUST VALVE	679135	30.95	L
		EXHAUST /INTAKE SPRING	120852	5.95	L
EC450-F	13-15	CENTER INTAKE VALVE	120590	20.95	L
		INTAKE VALVE	679137	29.95	L
		EXHAUST /INTAKE SPRING	120852	5.95	L
<b>HONDA</b>					
CRF150F	03-05	EXHAUST VALVE	120840	27.95	L
		EXHAUST SPRING	120855	21.95	L
CRF150F	03-05	INTAKE VALVE	120841	28.95	L
		INTAKE SPRING	120855	21.95	L
CRF150F	06-16	EXHAUST VALVE	120842	27.95	L
		EXHAUST SPRING	120856	7.95	L
CRF150F	06-16	INTAKE VALVE	120843	28.95	L
		INTAKE SPRING	120856	7.95	L
CRF150R/RB	07-15	EXHAUST VALVE	120844	29.95	L
		EXHAUST SPRING	120858	7.95	L
CRF150R/RB	07-15	INTAKE VALVE	120845	29.95	L
		INTAKE SPRING	120857	6.95	L
CRF230F	03-16	EXHAUST VALVE	120840	27.95	L
		EXHAUST SPRING	120855	21.95	L
CRF230F	03-16	INTAKE VALVE	120841	28.95	L
		INTAKE SPRING	120855	21.95	L
CRF230L	08-09	EXHAUST VALVE	120840	27.95	L
		EXHAUST SPRING	120855	21.95	L
CRF230L	08-09	INTAKE VALVE	120841	28.95	L
		INTAKE SPRING	120855	21.95	L
CRF250R	04-07	EXHAUST VALVE	120580	24.95	L
CRF250X	04-09	EXHAUST VALVE	120580	24.95	L
	04-09	EXHAUST SPRING	120567	5.95	L

## PSYCHIC OEM RACING VALVES CONTINUED

MODEL	YEARS	DESCRIPTION	PART #		
<b>HONDA CONTINUED</b>					
CRF250R	08-09	EXHAUST VALVE	125100	23.95	L
		EXHAUST SPRING	120560	5.95	L
CRF250R CRF250X	04-09	INTAKE VALVE	120594	20.95	L
	04-09	INTAKE SPRING	120561	6.95	L
CRF250R	10-15	EXHAUST VALVE	120603	21.95	L
		EXHAUST SPRING	125080	5.95	L
CRF250R	10-15	INTAKE VALVE	125081	21.95	L
		INTAKE SPRING	120563	5.95	L
CRF450R	02-06	EXHAUST VALVE	125084	21.95	L
		EXHAUST SPRING	120559	5.95	L
CRF450R	07-08	EXHAUST VALVE	120579	21.95	L
		EXHAUST SPRING	120559	5.95	L
CRF450R	09-12	EXHAUST VALVE	125082	21.95	L
		EXHAUST SPRING	120564	5.95	L
CRF450R TRX450R/TRX450ER (ATV)	02-08	INTAKE VALVE	120581	24.95	L
	06-09/07-14	INTAKE SPRING	120566	5.95	L
CRF450X TRX450R/TRX450ER (ATV)	05-15	EXHAUST VALVE	120582	20.95	L
	06-09/07-14	EXHAUST SPRING	679106	8.95	L
CRF450R	09-16	INTAKE VALVE	120606	20.95	L
		INTAKE SPRING	125083	5.95	L
CRF450R	13-16	EXHAUST VALVE	120846	28.95	L
		EXHAUST SPRING	120564	5.95	L
CRF450X	05-09	INTAKE VALVE	120583	21.95	L
		INTAKE SPRING	125099	9.95	L
<b>HUSABERG</b>					
FE250	13	EXHAUST VALVE	120849	28.95	L
		EXHAUST SPRING	120862	6.95	L
FE250	13	INTAKE VALVE	120850	29.95	L
		INTAKE SPRING	120861	6.95	L
FE 450	04-08	EXHAUST VALVE	120847	29.95	L
FE 550	04-08				
FE 650	04-08				
FS 650	04-08	INTAKE VALVE	120848	30.95	L
<b>KAWASAKI</b>					
KX250F	04-15	EXHAUST VALVE	120584	23.95	L
	04-15	EXHAUST SPRING	120569	5.95	L
KX250F	04-06	INTAKE VALVE	120585	20.95	L
		INTAKE SPRING	120570	5.95	L
KX250F	07-08	INTAKE VALVE	120851	29.95	L
		INTAKE SPRING	120863	7.95	L
KX250F	09-10	INTAKE VALVE	120586	24.95	L
	04-06	INTAKE SPRING	121427	6.95	L
KX250F	11-15	INTAKE VALVE	120586	24.95	L
		INTAKE SPRING	120695	5.95	L
KX450F	06-08	EXHAUST VALVE	125097	18.95	L
KFX450	08-14	EXHAUST SPRING	125076	5.95	L
KX450F	06-08	INTAKE VALVE	125098	19.95	L
KFX450 (ATV)	08-14	INTAKE SPRING	125077	5.95	L
KX450F	09-15	EXHAUST VALVE	120597	20.95	L
		EXHAUST SPRING	125076	5.95	L

- accessories
- body
- handlebar & grips
- cables & levers
- exhaust
- engine**
- fuel & intake
- electrical & ignition
- clutch
- drive
- bearings
- brakes
- steering & suspension
- tires
- tools & shop

## PSYCHIC OEM RACING VALVES CONTINUED

MODEL	YEARS	DESCRIPTION	PART #		
<b>KAWASAKI CONTINUED</b>					
KX450F	09-15	INTAKE VALVE	120598	20.95	L
		INTAKE SPRING	125077	5.95	L
<b>KTM</b>					
450 EXC X	520S 525SX	03-07	EXHAUST VALVE	120847	29.95 L
		00-02 03-07	INTAKE VALVE	120848	30.95 L
250SX-F 250EXC-F		05-07	EXHAUST VALVE	120849	28.95 L
		07	EXHAUST SPRING	120860	11.95 L
250SX-F 250EXC-F		08-12 08-13	INTAKE VALVE	120850	29.95 L
			INTAKE SPRING	120859	11.95 L
			EXHAUST VALVE	120849	28.95 L
			EXHAUST SPRING	120862	6.95 L
			INTAKE VALVE	120850	29.95 L
			INTAKE SPRING	120861	6.95 L
<b>SUZUKI</b>					
RMZ250		04-06	EXHAUST VALVE	120584	23.95 L
			EXHAUST SPRING	120569	5.95 L
RMZ250		04-06	INTAKE VALVE	120585	20.95 L
			INTAKE SPRING	120570	5.95 L
RMZ250		07-15	EXHAUST VALVE	120599	22.95 L
			EXHAUST SPRING	120569	5.95 L
RMZ250		07-09	INTAKE VALVE	120601	22.95 L
			INTAKE SPRING	125078	4.95 L
RMZ250		10-15	INTAKE VALVE	125079	23.95 L
			INTAKE SPRING	125078	4.95 L
RMZ450		05-06	EXHAUST VALVE	679107	19.95 L
			EXHAUST SPRING	679108	4.95 L
			INTAKE VALVE	679109	20.95 L
			INTAKE SPRING	679110	14.95 L
RMZ450		07	EXHAUST VALVE	120837	27.95 L
			EXHAUST SPRING	679108	4.95 L
			INTAKE VALVE	679112	20.95 L
			INTAKE SPRING	679110	14.95 L
RMZ450 RMX450		08-13 10-11	EXHAUST VALVE	125101	21.95 L
			EXHAUST SPRING	125102	5.95 L
RMZ450		14-15	INTAKE VALVE	125075	22.95 L
			INTAKE SPRING	120575	5.95 L
			EXHAUST VALVE	125101	21.95 L
RMZ450			EXHAUST SPRING	120575	5.95 L
			INTAKE VALVE	125075	22.95 L
			INTAKE SPRING	120575	5.95 L
*ALSO FITS LT-R450 2006-09					
<b>YAMAHA</b>					
YZ250F WR250F		01-13	EXHAUST VALVE	120587	24.95 L
		01-13	EXHAUST SPRING	120576	5.95 L

## PSYCHIC OEM RACING VALVES CONTINUED

MODEL	YEARS	DESCRIPTION	PART #		
<b>YAMAHA CONTINUED</b>					
YZ250F WR250F	01-13	CENTER INTAKE VALVE	<b>120588</b>	<b>22.95</b>	L
	01-13				
	01-09	INTAKE VALVE	<b>120591</b>	<b>20.95</b>	L
YZ250F	14-16	INTAKE SPRING	<b>120577</b>	<b>5.95</b>	L
		EXHAUST VALVE	<b>125085</b>	<b>23.95</b>	L
YZ250F	14-16	EXHAUST SPRING	<b>125086</b>	<b>6.95</b>	L
		INTAKE VALVE	<b>125087</b>	<b>23.95</b>	L
YZ450F WR450F YFZ450 (ATV) YFZ450R/X (ATV)	03-09 03-15 04-08 09-15	INTAKE SPRING	<b>125088</b>	<b>6.95</b>	L
		EXHAUST VALVE	<b>679135</b>	<b>30.95</b>	L
YZ450F	10-13	EXHAUST /INTAKE SPRING	<b>120852</b>	<b>5.95</b>	L
		CENTER INTAKE VALVE	<b>120590</b>	<b>20.95</b>	L
		INTAKE VALVE	<b>679137</b>	<b>29.95</b>	L
		EXHAUST /INTAKE SPRING	<b>120852</b>	<b>5.95</b>	L
YZ450F	10-13	EXHAUST VALVE	<b>120838</b>	<b>28.95</b>	L
		EXHAUST SPRING	<b>120854</b>	<b>5.95</b>	L
		INTAKE VALVE	<b>120839</b>	<b>29.95</b>	L
		INTAKE SPRING	<b>120853</b>	<b>6.95</b>	L
YZ450F	14-16	EXHAUST VALVE	<b>125089</b>	<b>22.95</b>	L
		EXHAUST SPRING	<b>120854</b>	<b>5.95</b>	L
		INTAKE VALVE	<b>125090</b>	<b>23.95</b>	L
		INTAKE SPRING	<b>120853</b>	<b>6.95</b>	L

accessories

body

handlebar & grips

cables & levers

exhaust

engine

fuel & intake

electrical & ignition

clutch

drive

bearings

brakes

steering & suspension

tires

tools & shop

# ENGINE



## PSYCHIC OEM ENGINE VALVES

- Manufactured from top quality materials
- Designed to match OEM specifications
- Meet or exceeds OEM quality
- Material : SUH35HT

	YEAR	STAINLESS STEEL INTAKE				QTY NEEDED	STAINLESS STEEL EXHAUST				QTY NEEDED	TOTAL QTY /VEHICLE
<b>HONDA</b>												
CRF70F	04-12	120655	13.95	L	23 X 5 X 65.8 MM	1	679115	19.95	L	20 X 5 X 65.4MM	1	2
XR70R	97-03	120655	13.95	L	23 X 5 X 65.8 MM	1	679115	19.95	L	20 X 5 X 65.4MM	1	2
XL125S	79-82, 84	679132	18.95	L	30 X 5.5 X 92MM	1	679131	20.95	L	25 X 5.5 X 91.5MM	1	2
XL185	79-83	679132	18.95	L	30 X 5.5 X 92MM	1	679131	20.95	L	25 X 5.5 X 91.5MM	1	2
XR185	79	679132	18.95	L	30 X 5.5 X 92MM	1	679131	20.95	L	25 X 5.5 X 91.5MM	1	2
XL200R	83-84	679132	18.95	L	30 X 5.5 X 92MM	1	679131	20.95	L	25 X 5.5 X 91.5MM	1	2
XR200	80-84	679132	18.95	L	30 X 5.5 X 92MM	1	679131	20.95	L	25 X 5.5 X 91.5MM	1	2
XR200R	81-83	679132	18.95	L	30 X 5.5 X 92MM	1	679131	20.95	L	25 X 5.5 X 91.5MM	1	2
XR200R	86-88	679132	18.95	L	30 X 5.5 X 92MM	1	679131	20.95	L	25 X 5.5 X 91.5MM	1	2
XR200R	90-02	679132	18.95	L	30 X 5.5 X 92MM	1	679131	20.95	L	25 X 5.5 X 91.5MM	1	2
XR400	05, 07-08	120627	18.95	L	33 X 5.5 X 102.7MM	2	120628	15.95	L	29 X 5.5 X 101.2MM	2	4
XR400R	96-06	120627	18.95	L	33 X 5.5 X 102.7MM	2	120628	15.95	L	29 X 5.5 X 101.2MM	2	4
XL600R/ XR600R	83-84	120836	27.95	L	36 X 6.6 X 105.7MM	2	120835	29.95	L	31 X 6.6 X 104.2MM	2	4
XL600R/ XR600R	85-00	120836	27.95	L	36 X 6.6 X 105.7MM	2	120835	29.95	L	31 X 6.6 X 104.2MM	2	4
XR650L	93-12	120836	27.95	L	36 X 6.6 X 105.7MM	2	120835	29.95	L	31 X 6.6 X 104.2MM	2	4
<b>KAWASAKI</b>												
KL250 KLR	85-05	679125	17.95	L	29 X 5.5 X 89.09MM	2	679124	20.95	L	24.7 X 5.5 X 87.16MM	2	4
KLX400R/ SR	03-05	120645	16.95	L	36 X 5 X 82.47MM	2	120646	14.95	L	29 X 5 X 81.32MM	2	4
<b>SUZUKI</b>												
DR350	90-00	120609	18.95	L	30.6 X 5 X 93.05MM	2	120608	14.95	L	27 X 5 X 92.55MM	2	4
DR350S	90-93	120609	18.95	L	30.6 X 5 X 93.05MM	2	120608	14.95	L	27 X 5 X 92.55MM	2	4
DR350SE	94-99	120609	18.95	L	30.6 X 5 X 93.05MM	2	120608	14.95	L	27 X 5 X 92.55MM	2	4
DR-Z400	00-06	120645	16.95	L	36 X 5 X 82.47MM	2	120646	14.95	L	29 X 5 X 81.32MM	2	4
DR-Z400E	00-07	120645	16.95	L	36 X 5 X 82.47MM	2	120646	14.95	L	29 X 5 X 81.32MM	2	4
DR-Z400S	00-12	120645	16.95	L	36 X 5 X 82.47MM	2	120646	14.95	L	29 X 5 X 81.32MM	2	4
DR650SE	96-10	-----			33 X 5.5 X 88.66MM	2	120636	14.95	L	28 X 5.5 X 87.84MM	2	2
<b>YAMAHA</b>												
TW200	87-12	679134	19.95	L	34 X 6 X 93.8MM	1	679133	21.95	L	28.5 X 6 X 92.5MM	1	2
TW200E	98	679134	19.95	L	34 X 6 X 93.8MM	1	679133	21.95	L	28.5 X 6 X 92.5MM	1	2
XT200	82-83	679134	19.95	L	34 X 6 X 93.8MM	1	679133	21.95	L	28.5 X 6 X 92.5MM	1	2
TT225	86-87	679134	19.95	L	34 X 6 X 93.8MM	1	679133	21.95	L	28.5 X 6 X 92.5MM	1	2
TT225	99	679134	19.95	L	34 X 6 X 93.8MM	1	679133	21.95	L	28.5 X 6 X 92.5MM	1	2
TT-R225	00-04	679134	19.95	L	34 X 6 X 93.8MM	1	679133	21.95	L	28.5 X 6 X 92.5MM	1	2
XT225	92-07	679134	19.95	L	34 X 6 X 93.8MM	1	679133	21.95	L	28.5 X 6 X 92.5MM	1	2
TT-R230	05-12	679134	19.95	L	34 X 6 X 93.8MM	1	679133	21.95	L	28.5 X 6 X 92.5MM	1	2
XT250	09-10	679134	19.95	L	34 X 6 X 93.8MM	1	-----			----	1	2

\* = CENTER INTAKE

NOTE: MX-09518 Series also works on the Yamaha Exciter 185 As for details.

NOTE: MX-09500 Series also works on the Honda CB125 1976-82 ask for details.

NOTE: MX-09516 Series also works on the Suzuki 400cc Burgman and Skywave. As for details.



## K&L CAM CHAIN



- High quality Cam Chains that are made in Japan for K&L Supply.
- Cam Chains listed are sold each and do not include Master Link.
- Master Links are sold EACH and in packages of 10.
- Important Note: All Cam Chains listed are endless.
- Master Links listed fit K&L CAM CHAINS ONLY.

		CAM CHAIN			MASTER LINK - EACH			MASTER LINK - 10 PK		
<b>HONDA DUAL SPORT/OFFROAD</b>										
XL75	77-79	---			720230	3.95	G	720190	17.95	G
XR75/K1/K2 & XR75	73-78	---			720230	3.95	G	720190	17.95	G
CRF80F	04-09	---			720230	3.95	G	720190	17.95	G
XL80S	80-85	---			720230	3.95	G	720190	17.95	G
XR80	79-84	---			720230	3.95	G	720190	17.95	G
XR80R	85-03	---			720230	3.95	G	720190	17.95	G
CT90 Trail 90	66-79	---			720230	3.95	G	720190	17.95	G
SL90 Moto Sport	1969	---			720230	3.95	G	720190	17.95	G
ST90K/K1/K2 Trail Sport 90	73-75	---			720230	3.95	G	720190	17.95	G
CRF100F	04-09	720228	26.95	G	720230	3.95	G	720190	17.95	G
SL100K/K1/K2/K3 Moto Sport	70-73	---			720230	3.95	G	720190	17.95	G
XL100	70-75	---			720230	3.95	G	720190	17.95	G
XL100	76-78	720154	29.95	G	720230	3.95	G	720190	17.95	G
XL100S	79-85	720228	26.95	G	720230	3.95	G	720190	17.95	G
XR100/100R	81-03	720228	26.95	G	720230	3.95	G	720190	17.95	G
CT125 Trail 125	1977	720154	29.95	G	720230	3.95	G	720190	17.95	G
SL125/K1/K2 Moto Sport	71-73	---			720230	3.95	G	720190	17.95	G
TL125/K1/K2/S Trials	73-76	---			720230	3.95	G	720190	17.95	G
XL125/K1	74-75	---			720230	3.95	G	720190	17.95	G
XL125 & XL125S	76-85	720154	29.95	G	720230	3.95	G	720190	17.95	G
XL175	73-78	---			720231	2.95	G	---		
XL185S	79-83	---			720230	3.95	G	720190	17.95	G
XR185	1979	---			720230	3.95	G	720190	17.95	G
TLR/TR200	86-87	---			720230	3.95	G	720190	17.95	G
XL200R	83-84	---			720230	3.95	G	720190	17.95	G
XR200	80-84	---			720230	3.95	G	720190	17.95	G
XR200R	81-83	---			720230	3.95	G	720190	17.95	G
XR200R	86-02	---			720230	3.95	G	720190	17.95	G
CRF250	04-09	720096	104.95	G	---			---		
TL250	75-76	720147	38.95	G	720231	2.95	G	---		
XL250K/K1/K2 Moto Sport	72-76	720147	38.95	G	720231	2.95	G	---		
XL250S	78-81	---			720215	6.95	G	720194	42.95	G
XL250R	82-83	---			720215	6.95	G	720194	42.95	G
XL250R	84-87	---			720215	6.95	G	720194	42.95	G
XR250L	91-96	---			720215	6.95	G	720194	42.95	G
XR250	79-80	---			720215	6.95	G	720194	42.95	G
XR250R	81-82	---			720215	6.95	G	720194	42.95	G
XR250R	84-95	---			720215	6.95	G	720194	42.95	G
XR250R	96-04	720223	84.95	G	720198	6.95	G	720193	43.95	G
SL350/K1/K2 Moto Sport	69-73	720147	38.95	G	720231	2.95	G	720194	42.95	G
XL350R	84-85	---			720215	6.95	G	720194	42.95	G
XR350R	83-85	---			720215	6.95	G	720194	42.95	G
XR400R	96-04	720229	101.95	G	720198	6.95	G	720193	43.95	G
CRF450	02-09	---			---			---		
XL500S & XL500R	79-82	---			720215	6.95	G	720194	42.95	G
XR500 /R	79-82	---			720215	6.95	G	720194	42.95	G
XR500R	83-84	---			720215	6.95	G	720194	42.95	G
XL600R	83-87	---			720215	6.95	G	720194	42.95	G
XL600V Transalp	89-90	---			720198	6.95	G	720193	43.95	G
XR600R	85-87	---			720215	6.95	G	720194	42.95	G
XR600R	89-00	---			720198	6.95	G	720193	43.95	G
NX650	88-89	---			720198	6.95	G	720193	43.95	G
XR650L	93-09	---			720198	6.95	G	720193	43.95	G
XR650R	00-07	720104	99.95	G	---			---		

- accessories
- body
- handlebar & grips
- cables & levers
- exhaust
- engine**
- fuel & intake
- electrical & ignition
- clutch
- drive
- bearings
- brakes
- steering & suspension
- tires
- tools & shop

## K&L CAM CHAIN CONTINUED

		CAM CHAIN			MASTER LINK - EACH			MASTER LINK - 10/K			
<b>KAWASAKI DUAL SPORT/OFFROAD</b>											
	KL250A1~A5	78-82	---		720195	4.95	G	720191	27.95	G	
	KL250C1/C2	83-84	---		720195	4.95	G	720191	27.95	G	
	KL250D2~D22 KLR250	85-05	720216	142.95	G	720198	6.95	G	720193	43.95	G
	KLX250A1/A2 Offroad	79-80	---		720195	4.95	G	720191	27.95	G	
	KX250F Four-Stroke Offroad	04-12	720098	91.95	G	---		---			
	KLX250F/W Offroad	06-10	720110	109.95	G	---		---			
	KLX300A Offroad	97-05	720110	109.95	G	---		---			
	KX450F Four-Stroke Offroad	06-12	720099	132.95	G	---		---			
	KL650A1~A9 KLR650	87-12	720112	175.95	G	---		---			
	KL650B2/B3 Tengai KLR650	90-95	720112	175.95	G	---		---			
<b>SUZUKI DUALSPORT/OFFROAD</b>											
	DR100D~L	83-90	720154	29.95	G	720230	3.95	G	720190	17.95	G
	SP100D Dual Sport	1983	720154	29.95	G	720230	3.95	G	720190	17.95	G
	DR125Z/D/E	82-84	720154	29.95	G	720230	3.95	G	720190	17.95	G
	DR125G/H/J	86-88	720154	29.95	G	720230	3.95	G	720190	17.95	G
	DR125SER/SES/SET Dual	94-96	720154	29.95	G	720230	3.95	G	720190	17.95	G
	SP125Z/D Dual Sport	82-83	720154	29.95	G	720230	3.95	G	720190	17.95	G
	SP125G/H/J Dual Sport	86-88	720154	29.95	G	720230	3.95	G	720190	17.95	G
	DR250Z/D Offroad	82-83	720209	102.95	G	720215	6.95	G	720194	42.95	G
	DR250F Offroad	1985	720209	102.95	G	720215	6.95	G	720194	42.95	G
	DR250	90-95	720220	91.95	G	720198	6.95	G	720193	43.95	G
	DR-Z250	01-07	720110	109.95	G	---		---			
	SP250Z/D/F Dual Sport	82-85	720209	102.95	G	720215	6.95	G	720194	42.95	G
	DR350	90-99	720220	91.95	G	720198	6.95	G	720193	43.95	G
	DR-Z400	00-11	---		720198	6.95	G	720193	43.95	G	
	RM-Z450	05-11	---		720198	6.95	G	720193	43.95	G	
	DR500X/Z/D Offroad	81-83	---		720215	6.95	G	720194	42.95	G	
	SP500X/Z/D Dual Sport	81-83	---		720215	6.95	G	720194	42.95	G	
	SP600F Dual Sport	1985	---		720215	6.95	G	720194	42.95	G	
	DR650SL~SES Dual Sport	90-95	---		720215	6.95	G	720194	42.95	G	
<b>YAMAHA DUAL SPORT/OFFROAD</b>											
	XT125J/K/KC Dual Sport	82-83	---		720230	3.95	G	720190	17.95	G	
	BW200 BigWheel	85-88	---		720230	3.95	G	720190	17.95	G	
	TW200 Trailway	87-11	---		720230	3.95	G	720190	17.95	G	
	XT200J/K/KC Dual Sport	82-83	---		720230	3.95	G	720190	17.95	G	
	TT225S/T	86-87	---		720230	3.95	G	720190	17.95	G	
	TT225L/LC/RM/RMC	99-00	---		720230	3.95	G	720190	17.95	G	
	TT-R225	01-04	---		720230	3.95	G	720190	17.95	G	
	XT225 Serrow	92-00	---		720230	3.95	G	720190	17.95	G	
	TT-R230	05-11	---		720230	3.95	G	720190	17.95	G	
	TT250G/H/J Offroad	80-82	---		720196	4.95	G	720192	26.95	G	
	WR250F Four-Stroke Offroad	05-11	720098	91.95	G	---		---			
	WR250R/X	03-11	720100	117.95	G	---		---			
	XT250G/H/J/K Dual Sport	80-83	---		720196	4.95	G	720192	26.95	G	
	XT250L/LC Dual Sport	1984	---		720215	6.95	G	720194	42.95	G	
	YZ250F Four-Stroke Offroad	02-11	720098	91.95	G	---		---			
	XT350N/NC~M/MC Dual Sport	85-00	---		720215	6.95	G	720194	42.95	G	
	TT350S/T Offroad	86-87	---		720215	6.95	G	720194	42.95	G	
	WR450F Four-Stroke Offroad	03-11	720100	117.95	G	---		---			
	YZ450F Four-Stroke Offroad	03-09	720100	117.95	G	---		---			
	TT500C/D/E/F/G/H Offroad	76-81	720226	68.95	G	720196	4.95	G	720192	26.95	G
	XT500C/D/E/F/G/H Dual	76-81	720226	68.95	G	720196	4.95	G	720192	26.95	G
	XT550J/K Dual Sport	82-83	---		720215	6.95	G	720194	42.95	G	
	TT600K/L/N/S Offroad	83-86	---		720215	6.95	G	720194	42.95	G	
	XT600L/LC~EG/EGC Dual	84-95	---		720215	6.95	G	720194	42.95	G	





## BOTTOM END REBUILD KITS

### FORGED BOTTOM END ADVANTAGE

The foundation of any bottom end rebuild is a solid forged crankshaft assembly, which provides strength and reliability far surpassing any cast part that lacks consistency. Forged crankshafts due to their lighter weight, more compact dimensions and better inherent dampening, rev higher and run smoother than their cast counterparts.

This part of the engine has a huge amount of stress due to twisting and bending 1000's of times a minute while running under load, you don't want an inferior product here to ruin a motor. Wiseco engineers have designed our crankshafts to meet or often exceed OEM tolerances giving you the best base for your bottom end.



### CRANKSHAFTS / CONNECTING RODS

Wiseco powersports crankshafts feature a double forged connecting rod made from dedicated forgings. The rods maintain superior strength, durability, and dimensional consistency through improved grain flow. Shot peening eliminates residual stress and oil slots are located to maximize lower rod oiling and extend bearing life.

Coated bronze thrust washers have a dimpled design to increase oil retention and reduces stress between the connecting rod, washer, and crank web. Double-drilled small ends provide the piston pin with extra lubrication and cooling, reducing distortion of top end due to thermal transfer from the piston.

Wiseco has designed these crankshafts and connecting rods to work together with our pistons to provide the smoothest rotating assembly possible. Having a complete bottom end that is made of 100% forged material will give you the piece of mind that your motor will be able to withstand any abuse within reason.

Professional racers as well as weekend riders choose these solid kits to reduce failure rates and take advantage of the horsepower and immediate torque a light weight bottom end can deliver.

### BOTTOM END KIT FEATURES

- Each kit contains everything you need to complete your rebuild the right way, the first time- crankshaft and connecting rod, all applicable bearings, and complete bottom end gasket kit made to meet or exceed OEM.
- Wiseco connecting rods are double forged from a dedicated forging and feature shot peening, oil slots, and coated bronze thrust washers.
- Bottom end gasket kits are made from premium materials, exceeding OEM standards, to provide exceptional seal between critical mating surfaces.
- Main bearings are manufactured to the highest quality standards. Each is case hardened for maximum life and smooth operation at high RPM's.
- Corrosion resistant surface treatment to prevent corrosion and pitting over long term use or storage. This will add to the life as well the strength of the assembly.
- Top end of rod is bushed for oil retention and eliminates pin galling. The bottom end rod bores are case hardened to 58-62 RC to optimize bearing running surface.
- The crank pin bearings are manufactured from the highest quality, hot rolled steel case hardened to 58-62 RC to extend the lifetime of the assembly.
- Caged needle roller bearings to provide the highest possible RPM.

accessories

body

handlebar  
& gripscables &  
levers

exhaust

engine

fuel &  
intakeelectrical  
& ignition

clutch

drive

bearings

brakes

steering &  
suspension

tires

tools &  
shop

## WISECO BOTTOM END REBUILD KITS

MODEL	YEARS	COMPLETE BOTTOM END KIT			MAIN SEAL KIT			MAIN BEARING KIT			BOTTOM END GASKET KIT	
<b>HONDA</b>												
CR80	80-82				102594	21.95	G					
CR80	83				102592	21.95	G					
CR80	84				102592	21.95	G					
					1984-1985							
CR80	86-02	WPC115	224.95	G	102592	21.95	G	104688	32.25	G	100473	59.33 G
CR80	86-02	WPC115	224.95	G	102592	21.95	G	104688	32.25	G	100473	59.33 G
CR80	86-91	WPC115	224.95	G	102592	21.95	G	104688	32.25	G	100473	59.33 G
CR80	92-02	WPC115	224.95	G	102592	21.95	G	104688	32.25	G	100473	59.33 G
CR80	93-06	WPC115	224.95	G	102592	21.95	G	104688	32.25	G	100473	59.33 G
CR85	03-07	WPC115	224.95	G	102592	21.95	G	104688	32.25	G	100473	59.33 G
		03-04			03-04			03-2004			03-04	
CR85	03-07	WPC115	224.95	G	102592	21.95	G	104688	32.25	G	100473	59.33 G
		03-04			03-04			03-04			03-04	
MT125	73-78											
CR125M	73-78											
CR125R	79				102597	21.95	G					
CR125R	80-84				102597	21.95	G	102505	30.50	G		
					1980							
					102598	21.95	G					
					81-84							
CR125R	85-86				102595	21.95	G	102505	30.50	G		
CR125R	87				102595	21.95	G	102505	30.50	G		
CR125R	88-89				102595	21.95	G	102505	30.50	G		
CR125R	90-91	WPC116A	264.95	G	102595	21.95	G	102505	30.50	G	104122	57.90 G
CR125R	92-97	WPC116A	264.95	G	102595	21.95	G	102505	30.50	G	104122	57.90 G
CR125R	95-97	WPC116A	264.95	G	102595	21.95	G	102505	30.50	G	104122	57.90 G
CR125R	98-99	WPC116A	264.95	G	102595	21.95	G	102505	30.50	G	104122	57.90 G
CR125R	98-99	WPC116A	264.95	G	102595	21.95	G	102505	30.50	G	104122	57.90 G
CR125R	00	WPC116A	264.95	G	102595	21.95	G	102505	30.50	G	104122	57.90 G
CR125R	00-02	WPC116A	264.95	G	102595	21.95	G	102505	30.50	G	104122	57.90 G
CR125R	01-02	WPC116A	264.95	G	102595	21.95	G	102505	30.50	G	104122	57.90 G
CR125R	03	WPC116B	264.95	G	102595	21.95	G	102505	30.50	G	104217	60.56 G
CR125R	03	WPC116B	264.95	G	102595	21.95	G	102505	30.50	G	104217	60.56 G
CR125R	04	WPC116B	264.95	G	102595	21.95	G	102505	30.50	G	104217	60.56 G
CR125R	04	WPC116B	264.95	G	102595	21.95	G	102505	30.50	G	104217	60.56 G
CR125R	05-07				102595	21.95	G	102505	30.50	G	103485	66.45 G
CR125R	05-07				102595	21.95	G	102505	30.50	G	103485	66.45 G
CR250M	73-74							104165	36.53	G		
CR250M	75-77							104165	36.53	G		
MT250, MR250	75-77											
CR250R	78-80							102506	43.50	G		
CR250R	81-83				102596	21.95	G	102506	43.50	G		
CR250R	84-85				102593	21.95	G	102506	43.50	G		
CR250R	86-89				102593	21.95	G	102506	43.50	G	102520	67.50 G
											88-89	
CR250R	90-91				102593	21.95	G	102506	43.50	G	102520	67.50 G
CR250R	92-96	WPC101	294.95	G	102600	21.95	G	102506	43.50	G	104450	54.95 G
CR250R	97-01	WPC101	294.95	G	102600	21.95	G	102506	43.50	G	104450	54.95 G
CR250R	97-01	WPC101	294.95	G	102600	21.95	G	102506	43.50	G	104450	54.95 G
CR250R	02-04	WPC132	294.95	G	102600	21.95	G	102506	43.50	G	100639	60.07 G
CR250R	02-04	WPC132	294.95	G	102600	21.95	G	102506	43.50	G	100639	60.07 G
CR250R	05-07				102600	21.95	G	102506	43.50	G	104312	67.46 G

## WISECO BOTTOM END REBUILD KITS continued

MODEL	YEARS	COMPLETE BOTTOM END KIT			MAIN SEAL KIT			MAIN BEARING KIT			BOTTOM END GASKET KIT		
<b>HONDA CONTINUED</b>													
CR480R	82-83				102596	21.95	G	102506	43.50	G			
CR500	84				82-83								
					102593	21.95	G						
					1984								
CR500	85-88				102593	21.95	G	102506	43.50	G			
CR500	89-01				102593	21.95	G	102506	43.50	G	100481	62.33 G	
XR100	92-03							102505	30.50	G			
CRF100F	04-13												
XR100	85-03							102505	30.50	G			
CRF100F	04-13												
CRF150R	07-09	104899	234.95	G	102631	21.95	G	104199	93.90	G	104280	80.96 G	
CRF150R	07-09	104899	234.95	G	102631	21.95	G	104199	93.90	G	104280	80.96 G	
CRF150R	07-09	104899	234.95	G	102631	21.95	G	104199	93.90	G	104280	80.96 G	
CRF150R	12-15	104899	234.95	G	102631	21.95	G	104199	93.90	G	104280	80.96 G	
XR200R	80-83							100637	74.23	G			
	92-02							80-94					
XR250 RADIAL HEAD	84-85							102506	43.50	G			
XL250 RADIAL HEAD	84-87							102506	43.50	G			
XR250R	86-04							102506	43.50	G	103661	61.24 G	
XR250L	91-96							86-95			86-95		
											XR250R		
								103724	52.48	G	103661	61.24 G	
								96-04			91-96		
											XR250L		
CRF250X	04-15				104039	32.95	G	100911	102.90	G	103785	108.98 G	
					04-06								
					104640	26.95	G						
					07-15								
CRF250X	04-15				104039	32.95	G	100911	102.90	G	103785	108.98 G	
					04-06								
					104640	26.95	G						
					07-15								
CRF250R	04-07	104897	314.95	G	104039	32.95	G	100911	102.90	G	103785	108.98 G	
					04-05								
					104640	26.95	G						
					06-207								
CRF250R	04-07	104897	314.95	G	104039	32.95	G	100911	102.90	G	103785	108.98 G	
					04-05								
					104640	26.95	G						
					06-07								
CRF250R	08-09				104640	26.95	G	100911	102.90	G	103785	108.98 G	
CRF250R	08-09				104640	26.95	G	100911	102.90	G	103785	108.98 G	
CRF250R	08-09				104640	26.95	G	100911	102.90	G	103785	108.98 G	
CRF250R	04-09	104897	314.95	G	104039	32.95	G	100911	102.90	G	103785	108.98 G	
		04-07			04-05								
					104640	26.95	G						
		08-09			06-07								
CRF250R	10-13				104640	26.95	G	100911	102.90	G			
CRF250R	10-13				104640	26.95	G	100911	102.90	G			
CRF250R	10-13				104640	26.95	G	100911	102.90	G			

- accessories
- body
- handlebar & grips
- cables & levers
- exhaust
- engine**
- fuel & intake
- electrical & ignition
- clutch
- drive
- bearings
- brakes
- steering & suspension
- tires
- tools & shop

# ENGINE

## WISECO BOTTOM END REBUILD KITS continued

MODEL	YEARS	COMPLETE BOTTOM END KIT			MAIN SEAL KIT			MAIN BEARING KIT			BOTTOM END GASKET KIT		
<b>HONDA CONTINUED</b>													
CRF250R	10-15				104640	26.95	G	100911	102.90	G			
CRF250R	10-15				104640	26.95	G	100911	102.90	G			
CRF250R	14-15				104640	26.95	G	100911	102.90	G			
CRF250R	14-15				104640	26.95	G	100911	102.90	G			
CRF250R	16				104640	26.95	G	100911	102.90	G			
XR400R	96-04							104140	94.93	G	104150	64.98 G	
XR400R	96-04							104140	94.93	G	104150	64.98 G	
XR400R	96-04							104140	94.93	G	104150	64.98 G	
XR400R	96-04							104140	94.93	G	104150	64.98 G	
CRF450R	02-08	104879	354.95	G	104640	26.95	G	100678	93.90	G	104222	105.75 G	
		02-07											
CRF450R	02-08	104879	354.95	G	104640	26.95	G	100678	93.90	G	104222	105.75 G	
		02-07											
CRF450R	02-08	104879	354.95	G	104640	26.95	G	100678	93.90	G	104222	105.75 G	
		02-07											
CRF450R	02-08	104879	354.95	G	104640	26.95	G	100678	93.90	G	104222	105.75 G	
		02-07											
CRF450R	02-08	104879	354.95	G	104640	26.95	G	100678	93.90	G	104222	105.75 G	
		02-07											
CRF450R	02-08	104879	354.95	G	104640	26.95	G	100678	93.90	G	104222	105.75 G	
		02-07											
CRF450R	02-08	104879	354.95	G	104640	26.95	G	100678	93.90	G	104222	105.75 G	
		02-07											
CRF450R	09-12				104640	26.95	G	100678	93.90	G	103333	117.03 G	
CRF450R	09-12				104640	26.95	G	100678	93.90	G	103333	117.03 G	
CRF450R	09-16				104640	26.95	G	100678	93.90	G	103333	117.03 G	
		09-10									09-10		
CRF450R	09-16				104640	26.95	G	100678	93.90	G	103333	117.03 G	
		09-10									09-10		
CRF450R	13-16				104640	26.95	G	100678	93.90	G			
CRF450R	13-16				104640	26.95	G	100678	93.90	G			
CRF450X	05-15				104640	26.95	G				102718	125.29 G	
CRF450X	05-15				104640	26.95	G				102718	125.29 G	
CRF450X	05-15				104640	26.95	G				102718	125.29 G	
CRF450X	05-15				104640	26.95	G				102718	125.29 G	
CRF450X	05-15				104640	26.95	G				102718	125.29 G	
CRF450X	05-15				104640	26.95	G				102718	125.29 G	
XR500, XR500R	79-82							100642	48.23	G			
XL500S, XL500R	79-82												
FT500	82-84												
XR500, XR500R	79-82							100642	48.23	G			
XL500S, XL500R	79-82												
FT500	82-84												
XR500R RADIAL HEAD	83-84							100642	48.23	G			
XL600R RADIAL HEAD	83-87							103922	58.32	G			

## WISECO BOTTOM END REBUILD KITS continued

MODEL	YEARS	COMPLETE BOTTOM END KIT			MAIN SEAL KIT			MAIN BEARING KIT			BOTTOM END GASKET KIT		
<b>HONDA CONTINUED</b>													
XR600R RADIAL HEAD	85-00							100282 LEFT ONLY	34.20	G			
<b>HUSABERG</b>													
TE 125	12-14	104914	344.95	G	102632	21.95	G	100910	103.57	G	103431	58.16	G
TE 125	12-14	104914	344.95	G	102632	21.95	G	100910	103.57	G	103431	58.16	G
TE 250	13-14				102633	21.95	G	101674	108.97	G			
TE 250	13-14				102633	21.95	G	101674	108.97	G			
TE 300	13-14				102633	21.95	G	101674	108.97	G			
TC 125	14-15	104914	344.95	G	102632	21.95	G	100910	103.57	G	103431	58.16	G
TE 125													
TC 125	14-15	104914	344.95	G	102632	21.95	G	100910	103.57	G	103431	58.16	G
TE 125													
TC 250	14-15				102633	21.95	G	101674	108.97	G			
TE 250													
TC 250	14-15				102633	21.95	G	101674	108.97	G			
TE 250													
TE 300	14-15				102633	21.95	G	101674	108.97	G			
<b>KAWASAKI</b>													
KX60	85-03	WPC130	224.95	G	102591	21.95	G				100373	41.07	G
KX65	00-16	WPC117	224.95	G	102627	21.95	G				104189	54.19	G
KX65	00-16	WPC117	224.95	G	102627	21.95	G				104189	54.19	G
KX80	79-83												
KDX80	83-88				102626	21.95	G						
					82-84								
					102627	21.95	G						
					85-88								
KX80	86-87				102627	21.95	G						
					1980								
					102626	21.95	G	100249	27.91	G			
					81-84			1980					
					102627	21.95	G						
					85-00			81-16					
KX80	88-00	WPC119	224.95	G	102627	21.95	G				102846	53.29	G
		91-05									91-05		
KX80	88-90				102627	21.95	G						
KX80	91-97	WPC119	224.95	G	102627	21.95	G				102846	53.29	G
KX80	98-00	WPC119	224.95	G	102627	21.95	G				102846	53.29	G
KX85	01-13	WPC119	224.95	G	102627	21.95	G				102846	53.29	G
		01-05									01-05		
		114721	224.95	G							104274	54.64	G
		06-16									06-16		
KX85	01-13	WPC119	224.95	G	102627	21.95	G				102846	53.29	G
		01-05									01-05		
		114721	224.95	G							104274	54.64	G
		06-16									06-16		
KX85	14-16	114721	224.95	G	102627	21.95	G				104274	54.64	G
KX100	95-97	WPC119	224.95	G	102627	21.95	G				102846	53.29	G
KX100	98-13	WPC119	224.95	G	102627	21.95	G				102846	53.29	G
		01-05									01-05		
		114721	224.95	G							104274	54.64	G
		06-16									06-16		
KX100	14-16	114721	224.95	G	102627	21.95	G				104274	54.64	G

- accessories
- body
- handlebar & grips
- cables & levers
- exhaust
- engine**
- fuel & intake
- electrical & ignition
- clutch
- drive
- bearings
- brakes
- steering & suspension
- tires
- tools & shop

## WISECO BOTTOM END REBUILD KITS continued

MODEL	YEARS	COMPLETE BOTTOM END KIT			MAIN SEAL KIT			MAIN BEARING KIT			BOTTOM END GASKET KIT		
<b>KAWASAKI CONTINUED</b>													
KX125	82-85				102626	21.95	G						
					82-84								
					104638	26.95	G	100262	29.20	G			
					85-87			85-87					
KX125	86				104638	26.95	G	100262	29.20	G			
					85-87			85-87					
KX125	87				104638	26.95	G	100262	29.20	G			
					85-87			85-87					
KX125	88-89				102629	21.95	G	104688	32.25	G			
KX125	89				102629	21.95	G	104688	32.25	G			
KX125	90				102629	21.95	G	104688	32.25	G			
KX125	91				102629	21.95	G	104688	32.25	G			
KX125	92				102629	21.95	G	104688	32.25	G			
KX125	93				102629	21.95	G	104688	32.25	G			
KX125	94				102629	21.95	G	104688	32.25	G	100792	68.73 G	
KX125	95-97				102629	21.95	G	104688	32.25	G	100792	68.73 G	
KX125	98				102629	21.95	G	104688	32.25	G	100792	68.73 G	
KX125	03				102629	21.95	G	104688	32.25	G	100655	65.36 G	
KX125	04-08				102629	21.95	G	104688	32.25	G	100655	65.36 G	
KX125	03-08				102629	21.95	G	104688	32.25	G	100655	65.36 G	
KX125	95-08				102629	21.95	G	104688	32.25	G	100792	68.73 G	
											01-02		
											100655	65.36 G	
											03-08		
KDX175	80-82				102628	21.95	G	100249	27.91	G			
					80-81								
					104639	26.95	G						
					1982								
KDX200	86-88				104639	26.95	G	100249	27.91	G			
KDX200	89-94				104639	26.95	G	100249	27.91	G			
KDX200	95-06				104639	26.95	G	100249	27.91	G			
					86-04								
					102630	21.95	G						
					05-06								
KDX220	98-05				102630	21.95	G	100249	27.91	G			
KX250	78-86				102625	21.95	G	100249	27.91	G			
KDX250	80-82				KDX250								
					1980								
					104637	26.95	G						
					KDX250								
					81-84								
					KX250								
					80-86								
KDX250	83-84				104637	26.95	G	100249	27.91	G			
KX250	85-86				104637	26.95	G	100249	27.91	G			
KX250	87				104637	26.95	G	102506	43.50	G			
KX250	88-89				104637	26.95	G	102506	43.50	G			
KX250	90-91				104637	26.95	G	102506	43.50	G			
KX250	92	104888	294.95	G	104637	26.95	G	102506	43.50	G	104264	78.09 G	
KX250	92	104888	294.95	G	104637	26.95	G	102506	43.50	G	104264	78.09 G	
KX250	93-01	104888	294.95	G	104637	26.95	G	102506	43.50	G	104264	78.09 G	
KX250	93-01	104888	294.95	G	104637	26.95	G	102506	43.50	G	104264	78.09 G	
KX250	02-03	104887	294.95	G	104637	26.95	G	102506	43.50	G	104298	70.67 G	
								2002					
								101528	104.95	G			
								2003					

## WISECO BOTTOM END REBUILD KITS continued

MODEL	YEARS	COMPLETE BOTTOM END KIT			MAIN SEAL KIT			MAIN BEARING KIT			BOTTOM END GASKET KIT		
<b>KAWASAKI CONTINUED</b>													
KX250	04	104887	294.95	G	104637	26.95	G	101528	104.95	G	104298	70.67	G
KX250	05-08				104637	26.95	G	101528	104.95	G	103696	68.03	G
KX250	05-08				104637	26.95	G	101528	104.95	G	103696	68.03	G
KX250	93-08	104888	294.95	G	104637	26.95	G	101528	104.95	G	104264	78.09	G
		92-01									92-01		
		104887	294.95	G							104298	70.67	G
		02-04									02-04		
											103696	68.03	G
											05-08		
KX500	88				102623	21.95	G	104165	36.53	G			
					83-04			83-04					
KX500	89-90				102623	21.95	G	104165	36.53	G			
					83-04			83-04					
KX500	91-04				102623	21.95	G	104165	36.53	G			
					83-04			83-04					
KX250F	04-05	104898	314.95	G				104095	64.70	G	103890	93.98	G
KX250F	04-05	104898	314.95	G				104095	64.70	G	103890	93.98	G
KX250F	04-08	104898	314.95	G				104095	64.70	G	103890	93.98	G
		04-06											
KX250F	06	104898	314.95	G				104095	64.70	G	103890	93.98	G
KX250F	07-08							104095	64.70	G	103890	93.98	G
KX250F	07-09							104095	64.70	G	103890	93.98	G
											06-08		
											2009		
KX250F	09							104095	64.70	G			
KX250F	09							104095	64.70	G			
KX250F	09							104095	64.70	G			
KX250F	10							104095	64.70	G			
KX250F	10							104095	64.70	G			
KX250F	11-14							104095	64.70	G			
KX250F	11-14							104095	64.70	G			
KX250F	11-14							104095	64.70	G			
KX250F	15-16							104095	64.70	G			
KX250F	15-16							104095	64.70	G			
KLX400	03-04							111969	106.34	G	102519	81.00	G
KLX400	03-04							111969	106.34	G	102519	81.00	G
KLX400	03-04							111969	106.34	G	102519	81.00	G
KLX400	03-04							111969	106.34	G	102519	81.00	G
<b>KTM</b>													
50 MINI ADVENTURE	02-08										102515	30.00	G
50 SX	01-08										102515	30.00	G
65 SX	99-08	114723	224.95	G	102634	21.95	G				100489	64.12	G
65 XC		03-08			ALSO FITS								
PRO JR					97-99								
PRO SR					60SX								
65 SX	09-16	114724	224.95	G							112086	63.00	G
65 XC													
125 SX	98-00				102632	21.95	G	100910	103.57	G			
125 SX	01	104914	344.95	G	102632	21.95	G	100910	103.57	G	103431	58.16	G
125 SX	01	104914	344.95	G	102632	21.95	G	100910	103.57	G	103431	58.16	G
125 SX	02-06	104914	344.95	G	102632	21.95	G	100910	103.57	G	103431	58.16	G
125 SX	02-06	104914	344.95	G	102632	21.95	G	100910	103.57	G	103431	58.16	G

accessories

body

handlebar  
& gripscables &  
levers

exhaust

engine

fuel &  
intakeelectrical  
& ignition

clutch

drive

bearings

brakes

steering &  
suspension

tires

tools &  
shop

# ENGINE

## WISECO BOTTOM END REBUILD KITS continued

MODEL	YEARS	COMPLETE BOTTOM END KIT			MAIN SEAL KIT			MAIN BEARING KIT			BOTTOM END GASKET KIT		
<b>KTM CONTINUED</b>													
125 SX	02-06	104914	344.95	G	102632	21.95	G	100910	103.57	G	103431	58.16	G
125 SX	07-16	104914	344.95	G	102632	21.95	G	100910	103.57	G	103431	58.16	G
125 EXC	09-16												
125 SX	07-16	104914	344.95	G	102632	21.95	G	100910	103.57	G	103431	58.16	G
125 EXC	09-16												
144 SX	08				102632	21.95	G	100910	103.57	G	103431	58.16	G
150 SX	09-15												
200 EXC	98-02				102632	21.95	G	100910	103.57	G			
200 MXC	98-02												
200 EXC	03-16				102632	21.95	G	100910	103.57	G			
200 XC													
200 SX	03-05				102632	21.95	G	100910	103.57	G			
250 GS	90-94				102633	21.95	G	103610	118.69	G			
250 SX													
250 SX	95				102633	21.95	G	103610	118.69	G			
250 SX	96-99				102633	21.95	G	103610	118.69	G			
250 EXC													
250 MXC													
250 EXC	00-05				102633	21.95	G	103610	118.69	G			
250 MXC								90-02					
								101674	108.97	G			
								03-16					
250 SX	00-02				102633	21.95	G	103610	118.69	G			
250 SX	03-06				102633	21.95	G	101674	108.97	G			
250 SX	03-06				102633	21.95	G	101674	108.97	G			
250 SX	07-16				102633	21.95	G	101674	108.97	G			
250 EXC													
250 XC													
250 XC-W													
250 SX	07-16				102633	21.95	G	101674	108.97	G			
250 EXC													
250 XC													
250 XC-W													
FRE-ERIDE 250R	14-16				102633	21.95	G	101674	108.97	G			
250 SX	96-16				102633	21.95	G	103610	118.69	G			
								90-02					
								101674	108.97	G			
								03-16					
300 EXC	91-94				102633	21.95	G	103610	118.69	G			
300 EXC	96-03				102633	21.95	G	103610	118.69	G			
300 EXC	04				102633	21.95	G	101674	108.97	G			
300 MXC													
300 EXC	05				102633	21.95	G	101674	108.97	G			
300 MXC	05												
300 XC	06-07												
300 XC-W	06-07												
300 EXC	08-16				102633	21.95	G	101674	108.97	G			
300 XC-W													
350 GS	86-94												
360 GS	89												
360 SX	96-97				102633	21.95	G	103610	118.69	G			
380 SX	98-02				102633	21.95	G	103610	118.69	G			
380 EXC													



## WISECO BOTTOM END REBUILD KITS continued

MODEL	YEARS	COMPLETE BOTTOM END KIT			MAIN SEAL KIT			MAIN BEARING KIT			BOTTOM END GASKET KIT		
<b>KTM CONTINUED</b>													
250 SX-F	06-12				104686	15.95	G	100954	129.49	G			
250 XC-F	07-12				06-10			06-10					
250 XCF-W	07-12				250SX-F			250SX-F					
250 EXC-F	07-13												
250 SX-F	06-12				104686	15.95	G	100954	129.49	G			
250 XC-F	07-12				06-10			06-10					
250 XCF-W	07-12				250SX-F			250SX-F					
250 EXC-F	07-13												
<b>SUZUKI</b>													
RM60	03	WPC130	224.95	G	102591	21.95	G				100373	41.07	G
RM65	03-05	WPC117	224.95	G	102627	21.95	G				101115	43.76	G
RM65	03-05	WPC117	224.95	G	102627	21.95	G				101115	43.76	G
RM80	77-81				102619	21.95	G	104687	19.85	G			
DS80	78-00				77-79			77-79					
					102620	21.95	G						
					80-81			80-81					
RM80	83-85				102613	21.95	G						
RM80	86-87				102615	21.95	G						
RM80	89-90				102617	21.95	G						
					89-98								
RM80	91-01				102617	21.95	G				100475	63.04	G
					89-98						91-98		
					102618	21.95	G						
					99-01								
RM80	91-01				102617	21.95	G				100475	63.04	G
					89-98						91-98		
					102618	21.95	G						
					99-01								
RM85	02-16	114722	224.95	G	102618	21.95	G						
RM85	02-16	114722	224.95	G	102618	21.95	G						
RM100	03-05	WPC119	224.95	G	102627	21.95	G				102846	53.29	G
		01-05									01-05		
		114721									104274	54.64	G
		06-16									06-16		
RM125	77-80				102622	21.95	G	104814	15.25	G			
								RIGHT ONLY					
RM125	81-84				102621	21.95	G	104814	15.25	G			
					1981			RIGHT ONLY					
					102616	21.95	G						
					82-88								
RM125	85-86				102616	21.95	G	104814	15.25	G			
								RIGHT ONLY					
RM125	87				102616	21.95	G	104814	15.25	G			
								RIGHT ONLY					
RM125	88				102616	21.95	G	104814	15.25	G			
								RIGHT ONLY					

- accessories
- body
- handlebar & grips
- cables & levers
- exhaust
- engine**
- fuel & intake
- electrical & ignition
- clutch
- drive
- bearings
- brakes
- steering & suspension
- tires
- tools & shop

# ENGINE

## WISECO BOTTOM END REBUILD KITS continued

MODEL	YEARS	COMPLETE BOTTOM END KIT			MAIN SEAL KIT			MAIN BEARING KIT			BOTTOM END GASKET KIT		
<b>SUZUKI CONTINUED</b>													
RM125	89				102617	21.95	G	102505	30.50	G			
RM125	90				102617	21.95	G	102505	30.50	G			
RM125	90-96				102617	21.95	G	102505	30.50	G	100676	93.41 G	
											1991		
RM125	91-96				102617	21.95	G	102505	30.50	G	100676	93.41 G	
											1991		
											100679	82.28 G	
											92-97		
RM125	97-99				102617	21.95	G	102505	30.50	G	100679	82.28 G	
					89-98						92-97		
					102618	21.95	G				102516	81.00 G	
					99-10						98-00		
RM125	00-03	WPC121	264.95	G	102618	21.95	G	102505	30.50	G	102516	81.00 G	
		01-03									98-00		
											102522	81.00 G	
											01-03		
RM125	00-03	WPC121	264.95	G	102618	21.95	G	102505	30.50	G	102516	81.00 G	
		01-03									98-00		
											102522	81.00 G	
											01-03		
RM125	00-03	WPC121	264.95	G	102618	21.95	G	102505	30.50	G	102516	81.00 G	
		01-03									98-00		
											102522	81.00 G	
											01-03		
RM125	00-03	WPC121	264.95	G	102618	21.95	G	102505	30.50	G	102516	81.00 G	
		01-03									98-00		
											102522	81.00 G	
											01-03		
RM125	04-10	WPC135	264.95	G	102618	21.95	G	102505	30.50	G	101084	83.02 G	
RM125	04-10	WPC135	264.95	G	102618	21.95	G	102505	30.50	G	101084	83.02 G	
RM250	77-81				104632	26.95	G	100249	27.91	G			
PE250	77-81				1981			77-80					
								104698	25.96	G			
								1981					
RM250	82-85				104632	26.95	G	100315	26.94	G			
RM250	86				104633	26.95	G	100315	26.94	G			
RM250	87-88				104633	26.95	G	100315	26.94	G			
RM250	89				104633	26.95	G	100249	27.91	G			
RM250	90				104633	26.95	G	100249	27.91	G			
RM250	91				104633	26.95	G	100249	27.91	G			
RM250	92-93				104633	26.95	G	100249	27.91	G			
RM250	94-95				104634	26.95	G	102506	43.50	G			
RM250	96-97				100482	32.95	G	102506	43.50	G			
RM250	98				100482	32.95	G	102506	43.50	G			
RM250	99				100482	32.95	G	102506	43.50	G			
RM250	00-02				104636	27.51	G	102506	43.50	G			
RM250	03-10	114725	294.95	G	104641	26.95	G	102506	43.50	G	104265	84.67 G	
		03-04			03-04			03-04					
		114726	294.95	G	104642	26.95	G	111977	119.77	G			
		05-10			05-10			05-10					
RM250	03-10	114725	294.95	G	104641	26.95	G	102506	43.50	G	104265	84.67 G	
		03-04			03-04			03-04					
		114726	294.95	G	104642	26.95	G	111977	119.77	G			
		05-10			05-10			05-10					
RMX250	89-92				104632	26.95	G	100283	35.70	G			
RMX250	93-99				104632	26.95	G	100283	35.70	G			
					89-94			89-94					
					100482	32.95	G	102506	43.50	G			
					95-98			95-98					



# ENGINE

## WISECO BOTTOM END REBUILD KITS continued

MODEL	YEARS	COMPLETE BOTTOM END KIT			MAIN SEAL KIT			MAIN BEARING KIT			BOTTOM END GASKET KIT		
<b>YAMAHA CONTINUED</b>													
YZ100	76-83				102608 77-81	21.95	G	104706 77-81 RIGHT ONLY	14.64	G			
YZ125	76-82				102608 77-79 102609 80-85	21.95	G	104706 RIGHT ONLY	14.64	G			
YZ125	83				102609	21.95	G	104706 RIGHT ONLY	14.64	G			
YZ125	84				102609	21.95	G	104706 RIGHT ONLY	14.64	G			
YZ125	85				102609	21.95	G	104706 RIGHT ONLY	14.64	G			
YZ125	86-88				102603	21.95	G	104688	32.25	G			
YZ125	89				102603	21.95	G	104688	32.25	G			
YZ125	90-92				102603	21.95	G	104688	32.25	G			
YZ125	93				102603	21.95	G	104688	32.25	G			
YZ125	94-96				102603	21.95	G	104688	32.25	G	103883	55.53	G
YZ125	97				102603	21.95	G	104688	32.25	G	103883	55.53	G
YZ125	97-04	WPC124 98-00	264.95	G	102604 98-00	21.95	G	104688	32.25	G	103882	55.53	G
		WPC125 01-04	264.95	G	102601 01-04	21.95	G				100671	57.23	G
YZ125	97-04	WPC124 98-00	264.95	G	102604 98-00	21.95	G	104688	32.25	G	103882	55.53	G
		WPC125 01-04	264.95	G	102601 01-04	21.95	G				100671	57.23	G
YZ125	98-00	WPC124	264.95	G	102604	21.95	G	104688	32.25	G	103882	55.53	G
YZ125	01	WPC125	264.95	G	102601	21.95	G	104688	32.25	G	100671	57.23	G
YZ125	02	WPC125	264.95	G	102601	21.95	G	104688	32.25	G	100671	57.23	G
YZ125	03-04	WPC125	264.95	G	102601	21.95	G	104688	32.25	G	100671	57.23	G
YZ125	05-16	114720			102635	21.95		104688	32.25	G	104195	66.56	G
PRO-LITE													
YZ125	05-16	114720	264.95	G	102635	21.95	G	104688	32.25	G	104195	66.56	G
IT175	76-81				102608 1976	21.95	G	104706 RIGHT ONLY	14.64	G			
YZ175	76-81				YZ175 77-79 IT175 102609 80-83 IT175	21.95	G						
IT200	84-86				100276	49.95	G	104200	18.66	G			
WR200	92-98							100249	27.91	G			
YZ250	76-79				102612	21.95	G	104165	36.53	G			
IT250	78-80				77-83			77-78 IT250					
DT250	74-79				IT250			74-75 YZ250					
MX250	73-75				79-82 YZ250			104698 79-83 IT250 76-83 YZ250 73-75 MX250 74-79 DT250	25.96	G			
YZ250	80-82				102612	21.95	G	104698	25.96	G			
IT250	81-82												

## WISECO BOTTOM END REBUILD KITS continued

MODEL	YEARS	COMPLETE BOTTOM END KIT			MAIN SEAL KIT			MAIN BEARING KIT			BOTTOM END GASKET KIT		
<b>YAMAHA CONTINUED</b>													
IT250	83				102612	21.95	G	104698	25.96	G			
YZ250	83-87				102612	21.95	G	104698	25.96	G			
YZ250	88-91				102606	21.95	G	102506	43.50	G			
WR250	91												
YZ250	92-98				102606	21.95	G	102506	43.50	G	104267	53.85 G	
					90-97						92-97		
					102605	21.95	G				104268	53.85 G	
					1998						1998		
YZ250	92-94				102606	21.95	G	102506	43.50	G			
WR250	92-94												
YZ250	95-98				102606	21.95	G	102506	43.50	G	104267	53.85 G	
WR250	95-98				90-97						92-97		
					YZ/ WR250						YZ/ WR250		
					102605						104268	53.85 G	
					1998						1998		
					YZ/ WR250						YZ/ WR250		
YZ250	99-01	WPC126	294.95	G	102602	21.95	G	102506	43.50	G	104189	54.19 G	
		99-00			99-00								
		WPC127	294.95	G	102611	21.95	G						
		01-02			01-02								
YZ250	02-16	WPC127	294.95	G	102611	21.95	G	102506	43.50	G	104189	54.19 G	
YZ250X	16	01-02											
		WPC134	294.95	G									
		03-16											
		YZ250											
		YZ250X											
YZ250	02-16	WPC127	294.95	G	102611	21.95	G	102506	43.50	G	104189	54.19 G	
YZ250X	16	01-02											
		WPC134	294.95	G									
		03-16											
		YZ250											
		YZ250X											
YZ250	99-16	WPC126	294.95	G	102602	21.95	G	102506	43.50	G	104189	54.19 G	
		99-00			99-00								
		WPC127	294.95	G	102611	21.95	G						
		01-02			01-16								
		WPC134	294.95	G									
		03-16											
DT400	75-78												
MX400	75-76												
IT400	77-78				102612	21.95	G	104165	36.53	G			
YZ400	77-78				76-79			76-79					
IT465	81-82				102612	21.95	G	104165	36.53	G			
YZ465	80-81												
IT490	83-84				102612	21.95	G	104165	36.53	G			
YZ490	82-83												
YZ490	84-90				102612	21.95	G	104165	36.53	G			
WR500	92-93												
YZ250F	01-04	104896	314.95	G				102413	112.21	G	104251	76.80 G	
WR250F	01-04	03-13						03-13			03-13		
		WR250F									WR250F		
		104895	314.95	G							104251	76.80 G	
		03-11									03-11		
		YZ250F									YZ250F		
WR250F	05-13	104896	314.95	G				102413	112.21	G	104251	76.80 G	
		03-13						03-13			03-13		
WR250F	05-13	104896	314.95	G				102413	112.21	G	104251	76.80 G	
		03-13						03-13			03-13		

- accessories
- body
- handlebar & grips
- cables & levers
- exhaust
- engine**
- fuel & intake
- electrical & ignition
- clutch
- drive
- bearings
- brakes
- steering & suspension
- tires
- tools & shop

# ENGINE

## WISECO BOTTOM END REBUILD KITS continued

MODEL	YEARS	COMPLETE BOTTOM END KIT	MAIN SEAL KIT	MAIN BEARING KIT	BOTTOM END GASKET KIT
<b>YAMAHA CONTINUED</b>					
YZ250F	01-11	104896	314.95	G	
WR250F	01-13	03-13 WR250F			104251 76.80 G 03-13 WR250F
		104895	314.95	G	104250 76.80 G 01-13 YZ250F
YZ250F	01-04	YZ250F 104895	314.95	G	104250 76.80 G
		03-11 YZ250F			
YZ250F	05-07	104895	314.95	G	104250 76.80 G
		03-11 YZ250F			
YZ250F	05-07	104895	314.95	G	104250 76.80 G
		03-11 YZ250F			
YZ250F	08-11	104895	314.95	G	104250 76.80 G
		03-11 YZ250F			
YZ250F	12-13				104250 76.80 G
YZ250F	14-15				104250 76.80 G
YZ250FX	15				
WR250F	15				
TT350	85-98				
XT350	85-00				
					104165 36.53 G 86-00
YZ400F	98-99				100731 78.38 G
WR400F	98-00				
YZ400F	98-99				100731 78.38 G
WR400F	98-00				
YZ426F	00-02				100731 78.38 G
WR426F	01-02				
YZ426F	00-02				100731 78.38 G
WR426F	01-02				
YZ450F	03-05	104902			100731 78.38 G 103686 79.32 G 03-05 YZ450F
WR450F	03-06	03 YZ450F			101085 83.02 G 03 WR450F
		WR450F			100735 89.78 G 06-11 WR450F
YZ450F	06-09	104905			100735 89.78 G
WR450F	07-15	06-09 YZ450F			100735 89.78 G 06-09 YZ450F
		104906			07-15 WR450F
		07-11 WR450F			
TT600	84-04				102517 112.50 G
XT600	84-04				88-04
SRX600	84-96				XT600
TENERE 600	84-96				TT600
TT600	84-04				102517 112.50 G
XT600	84-04				88-04
SRX600	84-96				XT600
TENERE 600	84-96				TT600

## HOT RODS BOTTOM END KITS

- One fully assembled and factory trued original Hot Rods crankshaft
- Original Hot Rods main bearing and seal kit
- Complete top and bottom end gasket and seal kit
- Available as either an OE replacement or a displacement increasing stroker version
- One kit does it all



	YEAR		PART #	
<b>HONDA</b>				
CR 125R	90-97	Kit contains crankshaft, main bearing/seals and complete gasket set for complete installation.	871193	299.95 G
CR 125R	98-99	Kit contains crankshaft, main bearing/seals and complete gasket set for complete installation.	871126	319.95 G
CR 125R	00	Kit contains crankshaft, main bearing/seals and complete gasket set for complete installation.	871131	319.95 G
CR 125R	01-02	Kit contains crankshaft, main bearing/seals and complete gasket set for complete installation.	871127	319.95 G
CR 125R	03	Kit contains crankshaft, main bearing/seals and complete gasket set for complete installation.	871128	319.95 G
CR 125R	04	Kit contains crankshaft, main bearing/seals and complete gasket set for complete installation.	871129	319.95 G
CR 125R	05-07	Kit contains crankshaft, main bearing/seals and complete gasket set for complete installation.	871130	329.95 G
CR 250R	92-01	Kit contains crankshaft, main bearing/seals and complete gasket set for complete installation.	871148	369.95 G
CR 250R	02-04	Kit contains crankshaft, main bearing/seals and complete gasket set for complete installation.	871196	373.95 G
CR 250R	05-07	Kit contains crankshaft, main bearing/seals and complete gasket set for complete installation.	871132	373.95 G
CR 500R	87-88	Kit contains crankshaft, main bearing/seals and complete gasket set for complete installation.	871176	389.95 G
CR 500R	89-01	Kit contains crankshaft, main bearing/seals and complete gasket set for complete installation.	871120	399.95 G
CR 80R	86-91	Kit contains crankshaft, main bearing/seals and complete gasket set for complete installation.	871153	249.95 G
CR 80R	92-02	Kit contains crankshaft, main bearing/seals and complete gasket set for complete installation.	871109	259.95 G
CR 80RB	96-02	Kit contains crankshaft, main bearing/seals and complete gasket set for complete installation.	871109	259.95 G
CR 85R	03-04	Kit contains crankshaft, main bearing/seals and complete gasket set for complete installation.	871154	259.95 G
CR 85R	05-07	Kit contains crankshaft, main bearing/seals and complete gasket set for complete installation.	871208	259.95 G
CR 85RB	03-04	Kit contains crankshaft, main bearing/seals and complete gasket set for complete installation.	871154	259.95 G
CR 85RB	05-07	Kit contains crankshaft, main bearing/seals and complete gasket set for complete installation.	871208	259.95 G
CRF 150R	07-14	Kit contains stroker crankshaft, main bearing/seals and complete gasket set for complete installation. +2mm stroke. Makes 156cc. Uses stock piston. Bolt in and go!	871251	469.95 G
CRF 150R	07-14	Kit contains crankshaft, main bearing/seals and complete gasket set for complete installation.	871215	400.95 G
CRF 150RB	07-14	Kit contains stroker crankshaft, main bearing/seals and complete gasket set for complete installation. +2mm stroke. Makes 156cc. Uses stock piston. Bolt in and go!	871251	469.95 G
CRF 150RB	07-14	Kit contains crankshaft, main bearing/seals and complete gasket set for complete installation.	871215	400.95 G
CRF 250R	04-07	Kit contains stroker crankshaft, main bearing/seals and complete gasket set for complete installation. +1.5mm stroke. Makes 257cc. Uses stock piston. Bolt in and go!	871258	509.95 G
CRF 250R	04-07	Kit contains crankshaft, main bearing/seals and complete gasket set for complete installation.	871223	430.95 G
CRF 250R	08-09	Kit contains stroker crankshaft, main bearing/seals and complete gasket set for complete installation. Makes 257cc.	871144	509.95 G
CRF 250R	08-09	Kit contains crankshaft, main bearing/seals and complete gasket set for complete installation.	871139	474.95 G
CRF 250R	10-14	Kit contains stroker crankshaft, main bearing/seals and complete gasket set for complete installation. +2mm stroke. Makes 259cc. Uses stock piston. Bolt in and go!	871265	549.95 G
CRF 250R	10-14	Kit contains crankshaft, main bearing/seals and complete gasket set for complete installation.	871232	504.95 G
CRF 250X	04-13	Kit contains stroker crankshaft, main bearing/seals and complete gasket set for complete installation. +2mm stroke. Makes 259cc. Uses stock piston. Bolt in and go!	871264	519.95 G
CRF 250X	04-13	Kit contains crankshaft, main bearing/seals and complete gasket set for complete installation.	871230	439.95 G
CRF 450R	02-05	Kit contains stroker crankshaft, main bearing/seals and complete gasket set for complete installation. +3mm stroke. Makes 470cc. Uses stock piston. Bolt in and go!	871242	579.95 G
CRF 450R	02-05	Kit contains crankshaft, main bearing/seals and complete gasket set for complete installation.	871190	529.95 G
CRF 450R	06	Kit contains stroker crankshaft, main bearing/seals and complete gasket set for complete installation. +3mm stroke. Makes 470cc. Uses stock piston. Bolt in and go!	871277	579.95 G
CRF 450R	06	Kit contains crankshaft, main bearing/seals and complete gasket set for complete installation.	871276	529.95 G
CRF 450R	07-08	Kit contains stroker crankshaft, main bearing/seals and complete gasket set for complete installation. Makes 470cc	871141	599.95 G
CRF 450R	07-08	Kit contains crankshaft, main bearing/seals and complete gasket set for complete installation.	871125	549.95 G
CRF 450R	09-12	Kit contains stroker crankshaft, main bearing/seals and complete gasket set for complete installation. +3mm stroke. Makes 470cc. Uses stock piston. Bolt in and go!	871262	599.95 G
CRF 450R	09-12	Kit contains crankshaft, main bearing/seals and complete gasket set for complete installation.	871228	569.95 G
CRF 450R	13-14		871561	569.95 G
CRF 450X	05-14	Kit contains stroker crankshaft, main bearing/seals and complete gasket set for complete installation. +3mm stroke. Makes 470cc. Uses stock piston. Bolt in and go!	871247	629.95 G
CRF 450X	05-14	Kit contains crankshaft, main bearing/seals and complete gasket set for complete installation.	871209	574.95 G
<b>KAWASAKI</b>				
KLX 400	03-04	Kit contains stroker crankshaft, main bearing/seals and complete gasket set for complete installation. +4mm stroke. Makes 424cc. Uses stock piston. Bolt in and go!	871267	609.95 G
KLX 400	03-04	Kit contains crankshaft, main bearing/seals and complete gasket set for complete installation.	871199	529.95 G
KLX 450R	08-09	Kit contains crankshaft, main bearing/seals and complete gasket set for complete installation.	871166	546.95 G
KX 100	95-97	Kit contains stroker crankshaft, main bearing/seals and complete gasket set for complete installation. +2mm. Makes 103cc *Must machine cylinder head	871236	279.95 G
KX 100	95-97	Kit contains crankshaft, main bearing/seals and complete gasket set for complete installation.	871158	259.95 G
KX 100	98-05	Kit contains crankshaft, main bearing/seals and complete gasket set for complete installation.	871159	259.95 G

- accessories
- body
- handlebar & grips
- cables & levers
- exhaust
- engine
- fuel & intake
- electrical & ignition
- clutch
- drive
- bearings
- brakes
- steering & suspension
- tires
- tools & shop





## HOT RODS BOTTOM END KITS CONTINUED

	YEAR		PART #	
<b>KTM CONTINUED</b>				
250 XCF-W	08-11	Kit contains crankshaft, main bearing/seals and complete gasket set for complete installation.	871269 579.95	G
250 XC-W	06	Kit contains crankshaft, main bearing/seals and complete gasket set for complete installation.	871115 479.95	G
250 XC-W	07	Kit contains crankshaft, main bearing/seals and complete gasket set for complete installation.	871117 479.95	G
250 XC-W	08-14	Kit contains crankshaft, main bearing/seals and complete gasket set for complete installation.	871118 479.95	G
300 EXC	04	Kit contains crankshaft, main bearing/seals and complete gasket set for complete installation.	871174 479.95	G
300 EXC	05	Kit contains crankshaft, main bearing/seals and complete gasket set for complete installation.	871116 479.95	G
300 EXC	08-11	Kit contains crankshaft, main bearing/seals and complete gasket set for complete installation.	871119 479.95	G
300 MXC	04	Kit contains crankshaft, main bearing/seals and complete gasket set for complete installation.	871174 479.95	G
300 MXC	05	Kit contains crankshaft, main bearing/seals and complete gasket set for complete installation.	871116 479.95	G
300 MXC	08-11	Kit contains crankshaft, main bearing/seals and complete gasket set for complete installation.	871119 479.95	G
300 XC	06-07	Kit contains crankshaft, main bearing/seals and complete gasket set for complete installation.	871116 479.95	G
300 XC	08-14	Kit contains crankshaft, main bearing/seals and complete gasket set for complete installation.	871119 479.95	G
300 XC-W	06-07	Kit contains crankshaft, main bearing/seals and complete gasket set for complete installation.	871116 479.95	G
300 XC-W	08-14	Kit contains crankshaft, main bearing/seals and complete gasket set for complete installation.	871119 479.95	G
50 SX	09-12		871289 289.95	G
50 SX	13-14		871291 289.95	G
65 SX	03-08	Kit contains crankshaft, main bearing/seals and complete gasket set for complete installation.	871189 299.95	G
65 SX	09-14	Kit contains crankshaft, main bearing/seals and complete gasket set for complete installation.	871177 389.95	G
65 XC	09	Kit contains crankshaft, main bearing/seals and complete gasket set for complete installation.	871177 389.95	G
85 SX	03-12	Kit contains crankshaft, main bearing/seals and complete gasket set for complete installation.	871211 339.95	G
85 SX	13-14		871288 399.95	G
<b>SUZUKI</b>				
DRZ 400	00-13	Kit contains stroker crankshaft, main bearing/seals and complete gasket set for complete installation. +4mm stroke. Makes 424cc. Uses stock piston. Bolt in and go!	871267 609.95	G
DRZ 400	00-13	Kit contains crankshaft, main bearing/seals and complete gasket set for complete installation.	871199 529.95	G
DRZ 400SM	05-09	Kit contains stroker crankshaft, main bearing/seals and complete gasket set for complete installation. +4mm stroke. Makes 424cc. Uses stock piston. Bolt in and go!	871267 609.95	G
DRZ 400SM	05-09	Kit contains crankshaft, main bearing/seals and complete gasket set for complete installation.	871199 529.95	G
RM 100	03	Kit contains crankshaft, main bearing/seals and complete gasket set for complete installation.	871159 259.95	G
RM 125	01-03	Kit contains crankshaft, main bearing/seals and complete gasket set for complete installation.	871178 359.95	G
RM 125	04-07	Kit contains crankshaft, main bearing/seals and complete gasket set for complete installation.	871185 359.95	G
RM 250	03-04	Kit contains crankshaft, main bearing/seals and complete gasket set for complete installation.	871198 419.95	G
RM 250	05	Kit contains crankshaft, main bearing/seals and complete gasket set for complete installation.	871133 419.95	G
RM 250	06-08	Kit contains crankshaft, main bearing/seals and complete gasket set for complete installation.	871134 419.95	G
RM 60	03	Kit contains crankshaft, main bearing/seals and complete gasket set for complete installation.	871156 249.95	G
RM 65	03-05	Kit contains crankshaft, main bearing/seals and complete gasket set for complete installation.	871155 259.95	G
RM 85	02-12	Kit contains crankshaft, main bearing/seals and complete gasket set for complete installation.	871207 259.95	G
RMZ 250	04-06	Kit contains crankshaft, main bearing/seals and complete gasket set for complete installation.	871203 459.95	G
RMZ 250	07-09	Kit contains stroker crankshaft, main bearing/seals and complete gasket set for complete installation. +3mm stroke. Makes 264cc. Uses stock piston. Bolt in and go!	871256 609.95	G
RMZ 250	07-09	Kit contains crankshaft, main bearing/seals and complete gasket set for complete installation.	871221 544.95	G
RMZ 250	10-13	Kit contains crankshaft, main bearing/seals and complete gasket set for complete installation.	871274 569.95	G
RMZ 450	05-07	Kit contains crankshaft, main bearing/seals and complete gasket set for complete installation.	871217 579.95	G
RMZ 450	08-12	Kit contains stroker crankshaft, main bearing/seals and complete gasket set for complete installation. +2.5mm stroke. Makes 467cc. Uses stock piston. Bolt in and go!	871259 689.95	G
RMZ 450	08-12	Kit contains crankshaft, main bearing/seals and complete gasket set for complete installation.	871224 619.95	G
RMZ 450	13	Kit contains crankshaft, main bearing/seals and complete gasket set to complete installation.	871290 629.95	G
<b>YAMAHA</b>				
WR 450F	04-06	Kit contains crankshaft, main bearing/seals and complete gasket set for complete installation.	871244 609.95	G
YZ 125	98-00	Kit contains crankshaft, main bearing/seals and complete gasket set for complete installation.	871121 309.95	G
YZ 125	01	Kit contains crankshaft, main bearing/seals and complete gasket set for complete installation.	871181 309.95	G
YZ 125	02-04	Kit contains crankshaft, main bearing/seals and complete gasket set for complete installation.	871122 309.95	G
YZ 125	05-14	Kit contains crankshaft, main bearing/seals and complete gasket set for complete installation.	871194 309.95	G
YZ 250	99-00	Kit contains crankshaft, main bearing/seals and complete gasket set for complete installation.	871182 379.95	G
YZ 250	01	Kit contains crankshaft, main bearing/seals and complete gasket set for complete installation.	871183 371.95	G
YZ 250	02	Kit contains crankshaft, main bearing/seals and complete gasket set for complete installation.	871123 371.95	G
YZ 250	03-14	Kit contains crankshaft, main bearing/seals and complete gasket set for complete installation.	871239 379.95	G
YZ 250F	03-13	Kit contains stroker crankshaft, main bearing/seals and complete gasket set for complete installation. +3mm stroke. Makes 264cc. Uses stock piston. Bolt in and go!	871243 549.95	G
YZ 250F	03-13	Kit contains crankshaft, main bearing/seals and complete gasket set for complete installation.	871191 504.95	G
YZ 450F	03-05	Kit contains crankshaft, main bearing/seals and complete gasket set for complete installation.	871192 509.95	G
YZ 450F	06-09	Kit contains stroker crankshaft, main bearing/seals and complete gasket set for complete installation. +3mm stroke. Makes 471cc. Uses stock piston. Bolt in and go.	871250 609.95	G
YZ 450F	06-09	Kit contains crankshaft, main bearing/seals and complete gasket set for complete installation.	871214 509.95	G
YZ 450F	10-13	Kit contains crankshaft, main bearing/seals and complete gasket set for complete installation.	871233 569.95	G
YZ 80	93-01	Kit contains crankshaft, main bearing/seals and complete gasket set for complete installation.	871179 249.95	G
YZ 85	02-14	Kit contains stroker crankshaft, main bearing/seals and complete gasket set for complete installation. +2mm stroke. Makes 103.5cc *Must machine cylinder head	871238 239.95	G
YZ 85	02-14	Kit contains crankshaft, main bearing/seals and complete gasket set for complete installation.	871180 229.95	G
WR 250F	03-09		871273 519.95	G

- accessories
- body
- handlebar & grips
- cables & levers
- exhaust
- engine
- fuel & intake
- electrical & ignition
- clutch
- drive
- bearings
- brakes
- steering & suspension
- tires
- tools & shop

# ENGINE

## HOT RODS CRANKSHAFTS

Hot Rods crankshafts are regarded as the premier alternative to costly manufacturer cranks. But, in addition to being a cost effective alternative, Hot Rods crankshafts also bring a level of uncompromising quality, design and innovation not seen in its competitors. One such innovation would be the Hot Rods line of drop-in stroker crankshafts. Not only do these stroker cranks bring about a heightened level of performance, but do so without costly case machining, custom cam chains and spacer plates. Better yet, many Hot Rods stroker cranks even utilize the engine's stock piston.



- accessories
- body
- handlebar & grips
- cables & levers
- exhaust
- engine
- fuel & intake
- electrical & ignition
- clutch
- drive
- bearings
- brakes
- steering & suspension
- tires
- tools & shop

	YEAR		PART #	
<b>HONDA</b>				
CR 125R	90-07		<b>870095 229.95</b>	G
CR 250R	92-01		<b>870096 269.95</b>	G
CR 250R	02-07		<b>870097 249.95</b>	G
CR 500R	87-01		<b>870098 299.95</b>	G
CR 80R	86-02		<b>870099 184.95</b>	G
CR 80RB	96-02		<b>870099 184.95</b>	G
CR 85R	03-04		<b>870099 184.95</b>	G
CR 85R	05-07		<b>870100 183.96</b>	G
CR 85RB	03-04		<b>870099 184.95</b>	G
CR 85RB	05-07		<b>870100 183.96</b>	G
CRF 150R	07-15	H.D. OEM Replacement	<b>870101 229.95</b>	G
CRF 150RB	07-15	H.D. OEM Replacement	<b>870101 229.95</b>	G
CRF 250R	04-09	H.D. OEM Replacement	<b>870103 319.95</b>	G
CRF 250R	10-15		<b>870105 319.95</b>	G
CRF 250X	04-13	H.D. OEM Replacement	<b>870107 299.95</b>	G
CRF 450R	02-08	H.D. OEM Replacement	<b>870109 349.95</b>	G
CRF 450R	09-12		<b>870111 379.95</b>	G
CRF 450R	13-15		<b>871091 389.95</b>	G
CRF 450X	05-14	H.D. OEM Replacement	<b>870113 349.95</b>	G
<b>KAWASAKI</b>				
KLX 400	03-04	H.D. OEM Replacement	<b>870115 335.95</b>	G
KLX 450R	08-12	H.D. OEM Replacement	<b>870117 359.95</b>	G
KX 100	95-05		<b>870118 179.95</b>	G
KX 100	06-13		<b>870120 204.95</b>	G
KX 100	14-15		<b>871577 219.95</b>	G
KX 125	03-05		<b>870122 229.95</b>	G
KX 250	92-04		<b>870123 289.95</b>	G
KX 250	05		<b>870124 289.95</b>	G
KX 250F	04-08	H.D. OEM Replacement	<b>870125 299.95</b>	G
KX 250F	09	H.D. OEM Replacement	<b>870126 289.95</b>	G
KX 250F	10	H.D. OEM Replacement	<b>870127 289.95</b>	G
KX 250F	11-15	H.D. OEM Replacement	<b>871010 319.95</b>	G
KX 450F	07-08	H.D. OEM Replacement	<b>870128 354.95</b>	G
KX 450F	09	H.D. OEM Replacement	<b>870130 349.95</b>	G
KX 450F	10-15	H.D. OEM Replacement	<b>871009 365.95</b>	G
KX 60	83-03		<b>870132 199.95</b>	G
KX 65	00-05		<b>870133 191.95</b>	G
KX 65	06-15		<b>870134 204.95</b>	G
KX 80	91-00		<b>870118 179.95</b>	G
KX 85	01-05		<b>870118 179.95</b>	G
KX 85	06-13		<b>870120 204.95</b>	G
KX 85	14-15		<b>871577 219.95</b>	G
<b>KTM</b>				
105 SX	04-11		<b>870135 239.95</b>	G
125 SX	01-14		<b>870136 335.95</b>	G
144 SX	07-08		<b>870137 335.95</b>	G
150 SX	09-14		<b>870137 335.95</b>	G
150 XC	10-14		<b>870137 335.95</b>	G
200 XC	07-09		<b>870138 335.95</b>	G
200 XC-W	07-14		<b>870138 335.95</b>	G
250 EXC	04-05, 08-11		<b>870139 335.95</b>	G
250 EXC-F	06-07		<b>870140 389.95</b>	G
250 MXC	08-11		<b>870139 335.95</b>	G
250 SX	03-14		<b>870141 335.95</b>	G
250 SX-F	05-10		<b>870142 389.95</b>	G
250 SX-F	11-12		<b>871012 409.95</b>	G

	YEAR		PART #	
<b>KTM CONTINUED</b>				
250 SX-F	13-14		<b>871093 495.95</b>	G
250 SXS	03-04, 06-07		<b>870141 335.95</b>	G
250 XC	06-14		<b>870139 335.95</b>	G
250 XC-F	07-09		<b>870140 389.95</b>	G
250 XC-F	11-12		<b>871012 409.95</b>	G
250 XC-F	13-14		<b>871093 495.95</b>	G
250 XCF-W	08-11		<b>870140 389.95</b>	G
250 XCF-W	12-13		<b>871012 409.95</b>	G
250 XC-W	06-14		<b>870139 335.95</b>	G
300 EXC	04-05, 08-11		<b>870139 335.95</b>	G
300 MXC	04-05, 08-11		<b>870139 335.95</b>	G
300 XC	06-14		<b>870139 335.95</b>	G
300 XC-W	06-14		<b>870139 335.95</b>	G
50 SX	06-08		<b>871578 229.95</b>	G
50 SX	09-14		<b>871092 229.95</b>	G
50 SX JR	06-08		<b>871578 229.95</b>	G
50 SX PRO JR	04-05		<b>871578 229.95</b>	G
50SX PRO SR	04-05		<b>871578 229.95</b>	G
65 SX	03-08		<b>870143 238.95</b>	G
65 SX	09-14		<b>871011 279.95</b>	G
65 XC	09		<b>871011 279.95</b>	G
85 SX	03-12		<b>870135 239.95</b>	G
85 SX	13-14		<b>871090 269.95</b>	G
<b>SUZUKI</b>				
DRZ 400	00-14	H.D. OEM Replacement	<b>870115 335.95</b>	G
DRZ 400SM	05-09, 14	H.D. OEM Replacement	<b>870115 335.95</b>	G
RM 100	03		<b>870118 179.95</b>	G
RM 125	01-03		<b>870144 251.95</b>	G
RM 125	04-08		<b>870145 251.95</b>	G
RM 250	03-08		<b>870146 314.95</b>	G
RM 60	03		<b>870132 199.95</b>	G
RM 65	03-05		<b>870133 191.95</b>	G
RM 85	02-12		<b>870147 210.95</b>	G
RMZ 250	04-06	H.D. OEM Replacement	<b>870125 299.95</b>	G
RMZ 250	07-09		<b>870148 319.95</b>	G
RMZ 250	10-14		<b>871089 369.95</b>	G
RMZ 450	05-07		<b>870150 335.95</b>	G
RMZ 450	08-12		<b>870151 359.95</b>	G
RMZ 450	13-14		<b>871094 389.95</b>	G
<b>YAMAHA</b>				
WR 450F	04-06		<b>870153 359.95</b>	G
YZ 125	97-00		<b>870154 251.95</b>	G
YZ 125	01-04		<b>870155 251.95</b>	G
YZ 125	05-14		<b>870156 251.95</b>	G
YZ 250	99-00		<b>870157 289.95</b>	G
YZ 250	01-02		<b>870158 279.95</b>	G
YZ 250	03-14		<b>870159 289.95</b>	G
YZ 250F	03-13		<b>870160 329.95</b>	G
YZ 250F	14-15		<b>871576 321.95</b>	G
YZ 450F	03-05		<b>870162 328.95</b>	G
YZ 450F	06-09		<b>870163 328.95</b>	G
YZ 450F	10-15		<b>870165 328.95</b>	G
YZ 80	93-01		<b>870166 208.95</b>	G
YZ 85	02-14		<b>870167 183.96</b>	G
WR 250F	03-13		<b>871013 339.95</b>	G
WR 250R	08-14		<b>870169 319.95</b>	G
WR 250X	08-11		<b>870169 319.95</b>	G

## HEAVY DUTY DROP-IN STROKER CRANKSHAFTS

In addition to Hot Rods heavy duty OEM replacement crankshafts, Hot Rods also offers a full line of drop-in stroker crankshafts. Not only do these stroker cranks bring about a heightened level of performance and increased displacement, but do so without costly case machining, custom cam chains or spacer plates. Better yet, many Hot Rods stroker cranks even utilize the engine's stock piston.



Additional Hot Rods stroker crankshaft features:

- All stroker crankshafts are sold complete and ready for installation with the original proven Hot Rods connecting rods, top end bearings and crankshaft webs
- Factory assembled and trued

	YEAR		PART#	
<b>HONDA</b>				
CRF 150R	07-15	Heavy Duty (+2mm stroke) makes 156cc. Uses stock piston. Bolt in and go! When using Cylinder Works #11004-K01 makes 166cc.	870102	289.95 G
CRF 150RB	07-15	Heavy Duty (+2mm stroke) makes 156cc. Uses stock piston. Bolt in and go! When using Cylinder Works #11004-K01 makes 166cc.	870102	289.95 G
CRF 250R	04-09	Heavy Duty (+1.5mm stroke) makes 257cc. Uses stock piston. Bolt in and go! When using Cylinder Works #11001-K01 makes 277cc. When using Cylinder Works #12001-K01 makes 263cc.	870104	359.95 G
CRF 250R	10-15	Heavy Duty (+2mm stroke) makes 259cc. Uses stock piston Bolt in and go!	870106	359.95 G
CRF 250X	04-13	Heavy Duty (+2 mm stroke) makes 259cc. Uses stock piston. Bolt in and go! When using Cylinder Works #11001-k01 makes 277cc. When using Cylinder Works #12001-k01 makes 263cc.	870108	361.95 G
CRF 450R	02-08	Heavy Duty (+3mm stroke) makes 470cc. Uses stock piston. Bolt in and go! When using Cylinder Works #11002-K01 makes 511cc.	870110	405.96 G
CRF 450R	09-12	Heavy Duty (+3mm stroke) makes 470cc. Uses stock piston. Bolt in and go! When using Cylinder Works #11002-K01 makes 511cc.	870112	449.95 G
CRF 450X	05-14	Heavy Duty (+3mm stroke) makes 470cc. Uses stock piston. Bolt in and go! When using Cylinder Works #11008-K01 makes 500cc.	870114	409.95 G
<b>KAWASAKI</b>				
KLX 400	03-04	Heavy Duty (+4mm stroker) makes 424cc. Uses stock piston. Bolt in and go! When using Cylinder Works #41001-K01 makes 469cc.	870116	414.95 G
KX 100	95-05	(+2mm stroke) Important: Must modify cylinder head.	870119	209.95 G
KX 100	06-13	(+4mm stroke) Makes 107.88cc. *Must machine cylinder head	870121	220.94 G
KX 100	14-15		871590	319.95 G
KX 450F	07-08	Heavy Duty (+3mm stroke) makes 471cc. Uses stock piston. Requires small modification to cases.	870129	435.96 G
KX 450F	09	Heavy Duty (+3mm stroker) makes 471cc. Uses stock piston. Bolt in and go!	870131	424.96 G
KX 85	01-05	(+2mm stroke) Important: Must modify cylinder head.	870119	209.95 G
KX 85	06-13	(+4mm stroke) Makes 107.88cc. *Must machine cylinder head	870121	220.94 G
KX 85	14-15		871590	319.95 G
<b>KTM</b>				
250 SX-F	05-10	Heavy Duty (+3mm stroke) makes 262cc. Uses stock piston. Bolt in and go. When using Cylinder Works #51002-K01 makes 290cc.	871415	489.95 G
250 SX-F	11-12	Heavy Duty (+3mm stroker) makes 263cc. Uses stock piston. Botl in and go!	871416	509.95 G
250 XC-F	11-12	Heavy Duty (+3mm stroker) makes 263cc. Uses stock piston. Botl in and go!	871416	509.95 G
250 XCF-W	12-13	Heavy Duty (+3mm stroker) makes 263cc. Uses stock piston. Botl in and go!	871416	509.95 G
<b>SUZUKI</b>				
DRZ 400	00-14	Heavy Duty (+4mm stroker) makes 424cc. Uses stock piston. Bolt in and go! When using Cylinder Works #41001-K01 makes 469cc.	870116	414.95 G
DRZ 400SM	05-09,14	Heavy Duty (+4mm stroker) makes 424cc. Uses stock piston. Bolt in and go! When using Cylinder Works #41001-K01 makes 469cc.	870116	414.95 G
RMZ 250	07-09	Heavy Duty (+3mm stroke) Makes 264cc. Uses stock piston. Bolt in and go! When using Cylinder Works #31001-K01 makes 285cc.	870149	389.95 G
RMZ 450	08-12	Heavy Duty (+2.5mm stroker) makes 467cc. Uses stock piston. Bolt in and go!	870152	435.96 G
<b>YAMAHA</b>				
YZ 250F	03-13	Heavy Duty (+3mm stroke) makes 264cc. Uses stock piston. Bolt in and go. When using Cylinder Works #21002-k01 makes 285cc.	870161	369.96 G
YZ 250F	14-15		871589	394.95 G
YZ 450F	06-09	Heavy Duty (+3mm stroke). Makes 471cc. Uses stock piston. Bolt in and go. When using Cylinder Works #21003-k01 makes 500cc.	870164	428.95 G
YZ 85	02-14	(+2mm stroke) makes 88cc *must modify cyllinder head	870168	199.95 G
WR 250R	08-14	Heavy Duty (+3mm stroke) makes 263cc. Uses stock piston Bolt in and go!	870170	369.96 G
WR 250X	08-11	Heavy Duty (+3mm stroke) makes 263cc. Uses stock piston Bolt in and go!	870170	369.96 G

- accessories
- body
- handlebar & grips
- cables & levers
- exhaust
- engine**
- fuel & intake
- electrical & ignition
- clutch
- drive
- bearings
- brakes
- steering & suspension
- tires
- tools & shop

# ENGINE

## CONNECTING RODS



One single connecting rod is where it all began for Hot Rods and, now, with over a decade of experience, continuously improved designs and an ever expanding line of applications; Hot Rods has continued to be, not only "The Original" aftermarket replacement rod, but the best aftermarket replacement rod. All of our rods are created from 8620 case hardened steel. But, in addition to that, our rods also undergo a process of double forging which helps to improve grain flow as well as dimensional consistency — and that means a rod of uncompromising strength. To improve fatigue durability, all of our rods are also shot peened. This process, utilizing a stainless steel shot, helps to remove stress risers and creates more smoothly blended radiuses. And, in the end, a Hot Rods connecting rod is one of the most durable rods that enthusiasts and engine builders can buy. However, a rod is only as good as its supporting parts and that's why a Hot Rods kit features only the most advanced and durable bearings, crank pins and thrust washers. Case hardened, silver coated, flat profile KU bearings are used throughout our entire line and high-quality, long shouldered KZ bearings are used in our two-stroke wrist pin bearing applications. In short, our bearings are just as tough and reliable as our rods. Even our crank pins are subjected to the same rigorous standards as our rods and bearings. Each Hot Rods crank pin is created from hot-rolled ASTM 4115 steel and case-hardened to a level of 58–62 Rc.

MODEL	YEAR	BIG END BEARING	BIG END BORE	BIG END WIDTH	CENTER TO CENTER	PIN DIA	PIN LENGTH	SMALL END BEARING	SMALL END BORE	SMALL END WIDTH	WASHER THICKNESS	PART #
<b>HONDA</b>												
CR 125R	81-84	22x28x15.7	28	15.95	100	22	52.9	14x18x19.6	18	17.9	1	870027 119.95 G
CR 125R	85-87	22x28x16	28	16	104	22	54	14x18x19	18	16	1	870028 119.95 G
CR 125R	88-07	22x28x15.7	28	16	104	22	54	15x19x16.6	19	16	1	870039 119.95 G
CR 250R	83-01	24x31x17	31	16.9	125.4	24	59.5	18x22x22	22	19.9	.85 / 1.25	870002 119.95 G
CR 250R	02-07	25x32x16.3	32	16.5	125.3	25	60	18x22x21.7	22	20	1	870029 119.95 G
CR 500R	87-01	26x34x20	34	19.75	144	26	67.5	20x25x28	25	23.98	1.5	870030 119.95 G
CR 80R	86-02	20x26x14	26	13.97	97	20	44.7	14x18x16.5	18	13.97	1	870031 99.95 G
CR 80RB	96-02	20x26x14	26	13.97	97	20	44.7	14x18x16.5	18	13.97	1	870031 99.95 G
CR 85R	03-07	20x26x14	26	13.97	97	20	44.7	14x18x16.5	18	13.97	1	870031 99.95 G
CR 85RB	03-07	20x26x14	26	13.97	97	20	44.7	14x18x16.5	18	13.97	1	870031 99.95 G
CRF 150R	07-15	25x32x15.7	32	15.75	75.4	25	50	Bushing	14	14	0.94	870032 119.95 G
CRF 150RB	07-15	25x32x15.7	32	15.75	75.4	25	50	Bushing	14	14	0.94	870032 119.95 G
CRF 250R	04-15	30x38x18	38	17.8	90	30	52.85	Bushing	16	15	1	870033 159.95 G
CRF 250X	04-13	30x38x18	38	17.8	90	30	52.85	Bushing	16	15	1	870033 159.95 G
CRF 450R	02-08	34x42x20	42	19.75	105.5	34	60.8	Bushing	19	18	Not Used	870034 159.95 G
CRF 450R	09-15	33x41x19.8	41	19.8	102	33	60.9	No Bushing	19	17.9	0.95	870035 159.95 G
CRF 450X	05-14	34x42x20	42	19.75	105.5	34	65	Bushing	19	18	2	870006 159.95 G
XL 600R	83-87	38x48x23	48	22.95	134	38	64.9	Bushing	24	22.95	1	870036 159.95 G
XR 250R	86-04	32x41x17.8	41	18.1	105	32	57.9	Bushing	17	18.1	1	870037 159.95 G
XR 400R	96-04	34x43x20	43	19.95	122.6	34	65.9	Bushing	20	19.95	Not Used	870038 159.95 G
XR 600R	85-00	38x48x23	48	22.95	134	38	64.9	Bushing	24	22.95	1	870036 159.95 G
<b>KAWASAKI</b>												
KDX 200	89-06	22x29x16.7	29	16.9	109	22	51.1	16x21x19.4	21	16.9	1	870040 119.95 G
KDX 220	97-05	22x29x16.7	29	16.9	109	22	51.1	16x21x19.4	21	16.9	1	870040 119.95 G
KDX 250	91-94	24x32x20	32	19.95	125	24	58.4	18x22x24	22	21.95	2	870041 119.95 G
KDX 80	82-88	22x28x14	28	13.98	92	22	46.4	14x18x17.2	18	15.96	1	870042 99.95 G
KLX 400	03-04	35x43x21.7	43	21.8	107	35	61.8	Bushing	20	20	Not Used	870000 159.95 G
KLX 450R	08-13	34x42x19.65	42	19.97	101	34	60	Bushing	19	18	Not used	870043 159.95 G
KX 100	95-97	22x28x14	28	13.98	92	22	46.4	14x18x17.2	18	15.96	1	870042 99.95 G
KX 100	98-15	22x28x14	28	13.98	92	22	46.4	14x18x17.2	18	15.96	2	870044 99.95 G
KX 125	79-87, 92-93	22x29x16.7	29	16.9	106	22	50.9	16x21x19.4	21	16.9	1	870048 119.95 G
KX 125	88-91	22x29x16.7	29	16.9	109	22	51.1	16x21x19.4	21	16.9	1	870040 119.95 G
KX 125	94-97	22x29x16.7	29	16.9	106	22	50.9	15x19x16.6	19	16.9	1	870045 119.95 G
KX 125	98-02	22x29x16.6	29	16.9	104	22	51	15x19x19.3	19	16.9	1	870046 119.95 G
KX 125	03-05	22x29x16.8	29	16.93	104	22	54.8	15x19x19.4	19	16.93	1	870047 119.95 G
KX 250	02-07	24x32x20	32	19.95	125	24	58.4	18x22x24	22	21.95	2	870041 119.95 G
KX 250F	04-09	30x38x17.7	38	17.98	92.5	24	54.9	Bushing	16	15.1	Not Used	870049 159.95 G
KX 250F	10-15	KU30x38x17.8	38	17.98	92.5	30	55.9	bushing	16	15.1	0.5	870050 159.95 G
KX 450F	07-08	34x42x19.65	42	19.97	101	34	60	Bushing	19	18	Not used	870043 159.95 G
KX 450F	09-15	34x42x19.7	42	19.97	101	34	62	No Bushing	19	18	1	870051 159.95 G
KX 500	85-04	26x33x22	33	21.97	145	26	54.4	19x24x25	24	21.97	1	870052 119.95 G
KX 60	83-03	20x26x13.8	26	13.9	85	20	45.8	12x16x15.3	16	13.9	1	870053 99.95 G
KX 65	00-15	20x26x13.8	26	13.9	85	20	45.8	12x16x15.3	16	13.9	1	870053 99.95 G
KX 80	82-97	22x28x14	28	13.98	92	22	46.4	14x18x17.2	18	15.96	1	870042 99.95 G
KX 80	98-00	22x28x14	28	13.98	92	22	46.4	14x18x17.2	18	15.96	2	870044 99.95 G
KX 85	01-15	22x28x14	28	13.98	92	22	46.4	14x18x17.2	18	15.96	2	870044 99.95 G



## CONNECTING RODS CONTINUED

MODEL	YEAR	BIG END BEARING	BIG END BORE	BIG END WIDTH	CENTER TO CENTER	PIN DIA	PIN LENGTH	SMALL END BEARING	SMALL END BORE	SMALL END WIDTH	WASHER THICKNESS	PART #
<b>KTM</b>												
105 SX	04-11	22x28x16	28	16	96	22	46.1	14x18x13	18	13	1	870054 99.95 G
125 EXC	98-06	22x28x16	28	15.9	110	22	54.8	15x19x19	19	17.9	1	870055 119.95 G
125 EXC	07-09	22x28x15.7	28	15.9	110	22	55	15x19x20	19	15.9	1	870056 119.95 G
125 SX	98-06	22x28x16	28	15.9	110	22	54.8	15x19x19	19	17.9	1	870055 119.95 G
125 SX	07-09	22x28x15.7	28	15.9	110	22	55	15x19x20	19	15.9	1	870056 119.95 G
125 SX	11-14	22x28x15.7	28	15.9	110	22	55	15x19x20	19	15.9	1	870056 119.95 G
144 SX	07-08	22x28x15.7	28	15.9	110	22	55	15x19x20	19	15.9	1	870056 119.95 G
150 SX	09-14	22x28x15.7	28	15.9	110	22	55	15x19x20	19	15.9	1	870056 119.95 G
150 XC	10-14	22x28x15.7	28	15.9	110	22	55	15x19x20	19	15.9	1	870056 119.95 G
200 XC	98-09	22x28x15.8	28	15.9	118	22	54.9	16x20x19.7	20	15.9	1	870057 119.95 G
200 XC-W	98-14	22x28x15.8	28	15.9	118	22	54.9	16x20x19.7	20	15.9	1	870057 119.95 G
250 EXC	90-99	24x31x17	31	16.9	132	24	59.9	18x22x20	22	16.9	1	870058 119.95 G
250 EXC	03-05	35x43x21.7	43	21.9	129	35	64.6	Bushing	20	21.9	0.95	870010 159.95 G
250 EXC	04-11	24x31x16.6	31	16.9	124.9	24	59.8	18x22x20	22	16.9	1	870059 119.95 G
250 EXC-F	06-07	30x38x17.7	38	17.9	98	30	53.7	Bushing	16	17.9	NA	870060 159.95 G
250 SX	90-99	24x31x17	31	16.9	132	24	59.9	18x22x20	22	16.9	1	870058 119.95 G
250 SX	03-14	24x31x16.6	31	16.9	124.9	24	59.8	18x22x20	22	16.9	1	870059 119.95 G
250 SX-F	05-12	30x38x17.7	38	17.9	98	30	53.7	Bushing	16	17.9	NA	870060 159.95 G
250 SX-F	13-14	--	--	--	--	--	--	--	--	--	--	871095 309.95 G
250 SXS	03-04	24x31x16.6	31	16.9	124.9	24	59.8	18x22x20	22	16.9	1	870059 119.95 G
250 SXS	06-07	24x31x16.6	31	16.9	124.9	24	59.8	18x22x20	22	16.9	1	870059 119.95 G
250 SXS-F	06-08	30x38x17.7	38	17.9	98	30	53.7	Bushing	16	17.9	NA	870060 159.95 G
250 XC	90-99	24x31x17	31	16.9	132	24	59.9	18x22x20	22	16.9	1	870058 119.95 G
250 XC	03-05	35x43x21.7	43	21.9	129	35	64.6	Bushing	20	21.9	0.95	870010 159.95 G
250 XC	04-14	24x31x16.6	31	16.9	124.9	24	59.8	18x22x20	22	16.9	1	870059 119.95 G
250 XC-F	07-09, 11	30x38x17.7	38	17.9	98	30	53.7	Bushing	16	17.9	NA	870060 159.95 G
250 XC-F	13-14	--	0	0	0	0	0	0	0	0	--	871095 309.95 G
250 XCF-W	08-13	30x38x17.7	38	17.9	98	30	53.7	Bushing	16	17.9	NA	870060 159.95 G
250 XC-W	90-99	24x31x17	31	16.9	132	24	59.9	18x22x20	22	16.9	1	870058 119.95 G
250 XC-W	03-05	35x43x21.7	43	21.9	129	35	64.6	Bushing	20	21.9	0.95	870010 159.95 G
250 XC-W	04-14	24x31x16.6	31	16.9	124.9	24	59.8	18x22x20	22	16.9	1	870059 119.95 G
300 EXC	90-03	24x31x17	31	16.9	132	24	59.9	18x22x20	22	16.9	1	870058 119.95 G
300 EXC	04-11	24x31x16.6	31	16.9	124.9	24	59.8	18x22x20	22	16.9	1	870059 119.95 G
300 MXC	90-03	24x31x17	31	16.9	132	24	59.9	18x22x20	22	16.9	1	870058 119.95 G
300 MXC	04-11	24x31x16.6	31	16.9	124.9	24	59.8	18x22x20	22	16.9	1	870059 119.95 G
300 XC	90-03	24x31x17	31	16.9	132	24	59.9	18x22x20	22	16.9	1	870058 119.95 G
300 XC	04-14	24x31x16.6	31	16.9	124.9	24	59.8	18x22x20	22	16.9	1	870059 119.95 G
300 XC-W	90-03	24x31x17	31	16.9	132	24	59.9	18x22x20	22	16.9	1	870058 119.95 G
300 XC-W	04-14	24x31x16.6	31	16.9	124.9	24	59.8	18x22x20	22	16.9	1	870059 119.95 G
350 EXC-F	12-13	KU32x41x19.8	41	19.9	102	32	60	N/A	18	17	N/A	871007 169.95 G
350 SX-F	11-12	KU32x41x19.8	41	19.9	102	32	60	N/A	18	17	N/A	871007 169.95 G
350 SX-F	13-14	--	--	--	--	--	--	--	--	--	--	871096 309.95 G
350 XC-F	11-12	KU32x41x19.8	41	19.9	102	32	60	N/A	18	17	N/A	871007 169.95 G
350 XC-F	13-14	--	--	--	--	--	--	--	--	--	--	871096 309.95 G
350 XCF-W	12-13	KU32x41x19.8	41	19.9	102	32	60	N/A	18	17	N/A	871007 169.95 G
450 EXC	03-07	35x43x21.7	43	21.9	129	35	64.6	Bushing	20	21.9	0.95	870010 159.95 G
450 EXC	08-11	35x42x19.7	42	19.9	114	35	62.7	Bushing	19	19.9	NA	870061 159.95 G
450 EXC-R	03-07	35x43x21.7	43	21.9	129	35	64.6	Bushing	20	21.9	0.95	870010 159.95 G
450 EXC-R	08-10	35x42x19.7	42	19.9	114	35	62.7	Bushing	19	19.9	NA	870061 159.95 G
450 MXC	03-05	35x43x21.7	43	21.9	129	35	64.6	Bushing	20	21.9	0.95	870010 159.95 G
450 SMR	08	35x42x19.7	42	19.9	107.4	35	64	Bushing	19	16.95	NA	870063 159.95 G
450 SMR	05-07	32x41x19.8	41	19.9	119.1	32	64.7	Bushing	20	19.9	NA	870062 159.95 G
450 SX-F	03-06	32x41x19.8	41	19.9	119.1	32	64.7	Bushing	20	19.9	NA	870062 159.95 G
450 SX-F	07-12	35x42x19.7	42	19.9	107.4	35	64	Bushing	19	16.95	NA	870063 159.95 G
450 XC	06-07	32x41x19.8	41	19.9	119.1	32	64.7	Bushing	20	19.9	NA	870062 159.95 G
450 XC	08-09	35x42x19.7	42	19.9	107.4	35	64	Bushing	19	16.95	NA	870063 159.95 G
450 XC-F	08-09	35x42x19.7	42	19.9	107.4	35	64	Bushing	19	16.95	NA	870063 159.95 G
450 XC-F	03-14	--	--	--	--	--	--	--	--	--	--	871566 199.95 G
450 XCR-W	08	35x42x19.7	42	19.9	114	35	62.7	Bushing	19	19.9	NA	870061 159.95 G
450 XC-W	07	35x43x21.7	43	21.9	129	35	64.6	Bushing	20	21.9	0.95	870010 159.95 G
450 XC-W	08-11	35x42x19.7	42	19.9	114	35	62.7	Bushing	19	19.9	NA	870061 159.95 G
50	94-00	16x22x12	22	12	77	16	30	12x15x15	15	12	Not Used	870064 99.95 G
50 SX	06-14	16x22x11.8	22	11.8	85	16	36	12x15x14.8	15	14	0.85	871097 109.95 G
50 SX JR	06-08	16x22x11.8	22	11.8	85	16	36	12x15x14.8	15	14	0.85	871097 109.95 G
50 SX PRO JR	04-05	16x22x11.8	22	11.8	85	16	36	12x15x14.8	15	14	0.85	871097 109.95 G
50 SX PRO SR	04-05	16x22x11.8	22	11.8	85	16	36	12x15x14.8	15	14	0.85	871097 109.95 G
525 EXC	03-07	35x43x21.7	43	21.9	129	35	64.6	Bushing	20	21.9	0.95	870010 159.95 G

- accessories
- body
- handlebar & grips
- cables & levers
- exhaust
- engine
- fuel & intake
- electrical & ignition
- clutch
- drive
- bearings
- brakes
- steering & suspension
- tires
- tools & shop

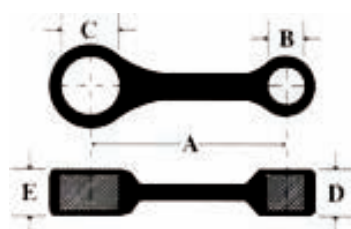
# ENGINE

## CONNECTING RODS CONTINUED



MODEL	YEAR	BIG END BEARING	BIG END BORE	BIG END WIDTH	CENTER TO CENTER	PIN DIA	PIN LENGTH	SMALL END BEARING	SMALL END BORE	SMALL END WIDTH	WASHER THICKNESS	PART #
<b>KTM CONTINUED</b>												
525 MXC	03-07	35x43x21.7	43	21.9	129	35	64.6	Bushing	20	21.9	0.95	870010 159.95 G
525 SMR	03-07	35x43x21.7	43	21.9	129	35	64.6	Bushing	20	21.9	0.95	870010 159.95 G
525 SX	03-07	35x43x21.7	43	21.9	129	35	64.6	Bushing	20	21.9	0.95	870010 159.95 G
525 XC	03-07	35x43x21.7	43	21.9	129	35	64.6	Bushing	20	21.9	0.95	870010 159.95 G
530 EXC	09-11	KU35x42x19.8	42	19.9	120	35	62.8	Bushing	19	19.9	N/A	870065 159.95 G
530 XC-W	11	KU35x42x19.8	42	19.9	120	35	62.8	Bushing	19	19.9	N/A	870065 159.95 G
540 SXS	04	35x43x21.7	43	21.9	129	35	64.6	Bushing	20	21.9	0.95	870010 159.95 G
65 SX	98-02	18x24x15	24	14.9	88	18	56	12x15x17	15	13	1	870066 99.95 G
65 SX	03-07	18x24x15	24	15	88	18	42	12x15x17	15	14.9	1	870067 99.95 G
65 SX	09-14	18x24x14.8	24	14.9	88	18	54.4	12x15x16.3	15	13	1	871006 99.95 G
65 XC	09	18x24x14.8	24	14.9	88	18	54.4	12x15x16.3	15	13	1	871006 99.95 G
65 XC	02-08	18x24x15	24	15	88	18	42	12x15x17	15	14.9	1	870067 99.95 G
85 SX	13-14	20x26x14.8	26	15	96	20	46	14x18x16.8	18	13.9	1	871098 109.95 G
85 SX	03-12	22x28x16	28	16	96	22	46.1	14x18x13	18	13	1	870054 99.95 G
LEM 50	97-01	16x22x12	22	12	77	16	30	12x15x15	15	12	Not Used	870064 99.95 G
<b>SUZUKI</b>												
DRZ 400	00-14	35x43x21.7	43	21.8	107	35	61.8	Bushing	20	20	Not Used	870000 159.95 G
DRZ 400SM	05-09, 14	35x43x21.7	43	21.8	107	35	61.8	Bushing	20	20	Not Used	870000 159.95 G
RM 100	03	22x28x14	28	13.98	92	22	46.4	14x18x17.2	18	15.96	2	870044 99.95 G
RM 125	84-86	22x28x15.7	28	15.95	100	22	52.9	14x18x19.6	18	17.9	1	870027 119.95 G
RM 125	88-96	22x28x16	28	15.75	105	22	53	15x19x17.8	19	17.95	1.5 / 1.52 ring	870068 119.95 G
RM 125	97-98	22x28x16	28	16	100	22	52.9	15x19x20	19	17.98	1.6	870069 119.95 G
RM 125	99-03	22x28x16	28	15.9	102	22	52.9	15x19x20	19	17.9	1.5	870070 119.95 G
RM 125	04-08	22x28x16	28	15.9	110	22	52.7	15x19x19.5	19	17.9	1	870071 119.95 G
RM 250	86-95	24x32x20	32	19.95	128	24	57.7	18x23x22	23	21.96	1.5 ring	870072 119.95 G
RM 250	96-02	24x32x19.7	32	19.75	125.5	24	57.9	18x23x21.7	23	19.75	1.5	870073 119.95 G
RM 250	03-08	24x32x19.7	32	19.85	125	24	58.9	18x23x21.7	23	19.85	1	870074 119.95 G
RM 60	03	20x26x13.8	26	13.9	85	20	45.8	12x16x15.3	16	13.9	1	870053 99.95 G
RM 65	03-05	20x26x13.8	26	13.9	85	20	45.8	12x16x15.3	16	13.9	1	870053 99.95 G
RM 80	86-01	20x26x14	26	13.96	93.5	20	44.7	14x18x16.5	18	15.96	1.5 ring	870075 99.95 G
RM 85	02-10, 12	20x26x13.7	26	13.87	93.5	20	44.6	14x18x16.5	18	13.86	1.5	870076 99.95 G
RMX 250	89-98	24x32x20	32	19.95	128	24	57.7	18x23x22	23	21.96	1.5 ring	870072 119.95 G
RMZ 250	04-06	30x38x17.7	38	17.98	92.5	24	54.9	Bushing	16	15.1	Not Used	870049 159.95 G
RMZ 250	07-14	30x38x17.7	38	17.75	92.5	30	54.85	Bushing	16	15	Not used	870077 159.95 G
RMZ 450	05-07, 13-14	34x42x19.7	42	19.75	106.1	34	60.8	No Bushing	19	18.5	Not used	870078 159.95 G
RMZ 450	08-12	34x42x19.7	42	19.75	105.6	40	60.8	Bushing	19	16.5	NA	870079 159.95 G
<b>YAMAHA</b>												
WR 250	91-97	25x32x20	32	19.9	125	25	59.9	18x23x22	23	19.9	1	870080 119.95 G
WR 450F	04-06	34x42x20	42	19.95	103.5	34	60.8	Bushing	18	18	Not Used	870083 159.95 G
WR 450F	07-11	34x42x20	42	20	103.5	34	60.8	No bushing	18	18	Not Used	870084 159.95 G
YZ 125	86-96	22x29x16.7	29	16.9	105	22	54.3	16x20x19.3	20	16.9	1	870085 119.95 G
YZ 125	97-00	22x29x16.8	29	16.95	105	22	54.3	15x20x17.8	20	16.95	1	870086 119.95 G
YZ 125	01-04	22x29x16.7	29	16.9	105	22	54.3	15x19x17.6	19	16.9	1	870087 119.95 G
YZ 125	05-14	22x29x16.7	29	16.95	102	22	54.5	15x19x17.2	19	16	1	870088 119.95 G
YZ 250	83-89	25x32x19.7	32	19.9	130	25	59.8	18x23x21.8	23	19.9	1	870089 119.95 G
YZ 250	90-98	25x32x20	32	19.9	125	25	59.9	18x23x22	23	19.9	1	870080 119.95 G
YZ 250	99-14	24x31x17	31	16.9	125	24	58.7	18x22x22	22	19.9	0.85	870090 119.95 G
YZ 250F	01-02	30x38x17.8	38	17.97	93.5	30	54.8	Bushing	16	14.95	Not Used	870091 159.95 G
YZ 250F	03-13	32x40x18	40	18	93.5	32	54.8	Bushing	16	15	Not Used	870092 159.95 G
YZ 250F	14-15	--	--	--	--	--	--	--	--	--	--	871567 149.95 G
YZ 450F	03-05	34x42x20	42	19.95	103.5	34	60.8	Bushing	18	18	Not Used	870083 159.95 G
YZ 450F	06-09	34x42x20	42	20	103.5	34	60.8	No bushing	18	18	Not Used	870084 159.95 G
YZ 450F	10-15	34x42x20.9	42	20.98	103	34	60.8	No bushing	18	18	Not used	870093 159.95 G
YZ 80	93-01	20x26x13.8	26	13.98	96	20	43.5	14x18x16.3	18	13.98	1	870094 99.95 G
YZ 85	02-13	20x26x13.8	26	13.98	96	20	43.5	14x18x16.3	18	13.98	1	870094 99.95 G
WR 250F	03-13	32x40x18	40	18	93.5	32	54.8	Bushing	16	15	Not Used	870092 159.95 G
WR 250R	08-13	32x40x20.8	40	21	94	32	60.8	No Bushing	17	17	Not used	870081 159.95 G
WR 250X	08-11	32x40x20.8	40	21	94	32	60.8	No Bushing	17	17	Not used	870081 159.95 G
WR 426F	01-02	KU34x42x19.8	42	19.95	102	34	60.8	No Bushing	19	17.98	Not used	871008 159.95 G
YZ 426F	00-02	KU34x42x19.8	42	19.95	102	34	60.8	No Bushing	19	17.98	Not used	871008 159.95 G

## PSYCHIC CONNECTING RODS



### Product Features:

- Brass coated surface
- Washer: Silver or zinc coating
- Crank Pin: SCM-415 chromoly, hardness RC 58-62
- Road SCM420 chromoly, double honing on both top and bottom bearing holes
- Top/bottom bearing: SCM415 chromoly with silver coating for added heat resistance

MODEL	YEAR	PART #		A CENTER TO CENTER MM	B SMALL END BORE MM	C BIG END BORE MM	D SMALL END WIDTH MM	E BIG END WIDTH MM	PIN DIA. MM	PIN LENGTH MM	SMALL END BEARING MM	PART #	BIG END BEARING MM
<b>HONDA</b>													
CR80	86-02	120658 49.95 L		96.9	18	26	14	14.6	20	45	14X18X15.8	B1012	20X26X13.8
CR85	03-07	120658 49.95 L		96.9	18	26	14	14.6	20	45	14X18X15.8	B1012	20X26X13.8
CR125	81-84			100	18	28	18	15.9	22	53	14X18X19.8	B1018	22X28X15.8
CR125	85-87			104	18	29	16	16	22	54	14X18X19.8	B1018	22X29X15.8
CR125	88-07	120659 59.95 L		104	19	29	16	16	22	54	15X19X16.8	B1001	22X29X15.8
CRF150R	07-12	120684 70.95 L		75.5	14	32	14	16	25	51	----	----	25X32X16
CRF230F	03-12	679148 49.95 L		110	15	38	18	18	30	54	----	----	----
CR250	84-01	120660 67.95 L		125.4	22	31	20	16.7	24	60	18X22X21.8	NB9505	24X31X16.8
CR250	02-07	120664 70.95 L		125.3	22	32	20	16.5	25	60	18X22X21.8	NB9505	25X32X16.5
CRF250R	04-09	120665 83.95 L		90	16	38	15	18	30	53	----	----	30X38X18
CRF250R	10-14			90	16	38	15	18	30	53	16 X18 X15	----	30X38X17.8
CRF250X	04-08	120665 83.95 L		90	16	38	15	18	30	53	----	----	30X38X18
XR250	86-05	120662 83.95 L		105	17	41	18	18	32	58	----	----	32X41X17.8
XR400	96-06			122.6	20	43	20	20	34	66	----	----	34X43X20
CRF450R	02-08	120666 118.95 L		105.5	19	42	18	20	34	61	----	----	34X42X20
CRF450R	09-14	120706 99.95 L		102	19	41	18	20	33	61	19X18X15.2	----	33X41X20
CRF 450X	05-12	679141 99.95 L		105.5	19	42	18/13	20	34	65	----	----	----
CR500	87-01	120663 76.95 L		144	25	34	24	20	26	68	20X25X27.8	B1004	26X35X19.7
XR600	85-02	120661 100.95 L		134	24	48	23	23	38	65	----	----	38X48X22.8
XL600	83-87	120661 100.95 L		134	24	48	23	23	38	65	----	----	38X48X22.8
<b>KAWASAKI</b>													
KX60	83-03	120667 52.95 L		85	16	27	14	14	20	46	12X16X15	B1000	20X27X13.8
KX65	00-14	120667 52.95 L		85	16	27	14	14	20	46	12X16X15	B1000	20X27X13.8
KDX80	82-88	120668 53.95 L		92	18	29	16	14	22	46	14X18X17.2	B1006	22X29X13.8
KX80	82-97	120668 53.95 L		92	18	29	16	14	22	46	14X18X17.2	B1006	22X29X13.8
KX80	98-00	120669 54.95 L		92	18	29	16	16	22	46	14X18X17.2	B1006	22X29X15.8
KX85	01-14	120669 54.95 L		92	18	29	16	16	22	46	14X18X17.2	B1006	22X29X15.8
KX100	95-97	120668 53.95 L		92	18	29	16	14	22	46	14X18X17.2	B1006	22X29X13.8
KX100	98-14	120669 54.95 L		92	18	29	16	16	22	46	14X18X17.2	B1006	22X29X15.8
KX125	79-87	120670 60.95 L		106	21	29	17	17.2	22	51	16X21X19.8	----	22X29X16.8
KX125	88-91	120672 72.95 L		109	21	29	17	17	22	51	16X21X19.8	----	22X29X16.8
KX125	92-93	120670 60.95 L		106	21	29	17	17.2	22	51	16X21X19.8	----	22X29X16.8
KX125	94-97	120671 70.95 L		106	19	29	17	17	22	51	15X19X19.8	B1013	22X29X16.8
KX125	98-02	120673 59.95 L		104	19	29	17	17	22	51	15X19X19.8	B1013	22X29X16.8
KX125	03-06	120676 54.95 L		104	19	29	17	17	22	56	15X19X19.8	B1013	22X29X16.8
KX125	79-87	120670 60.95 L									----	----	----
KX125	92-93	120670 60.95 L									----	----	----
KDX200	86-88	120670 60.95 L									----	----	----
KDX200	89-06	120672 72.95 L		109	21	29	17	17	22	51	16X21X19.8	----	22X29X16.8
KDX220	97-06	120672 72.95 L		109	21	29	17	17	22	51	16X21X19.8	----	22X29X16.8
KX250	78-06	120674 65.95 L		125	22	32	22	19.9	24	59	18X22X23.8	B1022	24X32X19.8
KX250	91-94	120674 65.95 L		125	22	32	22	19.9	24	59	18X22X23.8	B1022	24X32X19.8
KX 250F	04-09	120686 74.95 L		92.5	16	38	15	18	30	55	----	----	30X38X18
KLX400	00-09	120707 78.95 L		107	20	43	20	22	35	61.85	----	----	----
KX450F	07-08	679151 89.95 L		101	19	42	18	19.97	34	60	Bushing	----	34x42x19.65
KX450F	09-14	679256 39.95 L		101	19	42	18	19	34	62	----	----	----
KLX450R	08-13	679151 89.95 L		101	19	42	18	19.97	34	60	Bushing	----	34x42x19.65
KX500	85-04	120675 77.95 L		145	24	33	22	22	26	54	19X24X24.8	B1036	26X33X21.9

- accessories
- body
- handlebar & grips
- cables & levers
- exhaust
- engine
- fuel & intake
- electrical & ignition
- clutch
- drive
- bearings
- brakes
- steering & suspension
- tires
- tools & shop

## PSYCHIC CONNECTING RODS CONTINUED

MODEL	YEAR	PART #		A CENTER TO CENTER MM	B SMALL END BORE MM	C BIG END BORE MM	D SMALL END WIDTH MM	E BIG END WIDTH MM	PIN DIA. MM	PIN LENGTH MM	SMALL END BEARING MM	PART #	BIG END BEARING MM
<b>KTM</b>													
250	90-99	679152 69.95	L	132	22	30	16.9	16.9	24	60	18X22X19.8	B1037	24X30X16.8
300	90-03	679152 69.95	L	132	22	30	16.9	16.9	24	60	18X22X19.8	B1037	24X30X16.8
300	04-08	120685 111.95	L	125	22	30	17	17	24	60	18X22X19.8	B1037	24X30X16.8
KTM 65	97-02	120681 64.95	L	88	15	24	12.9	14.9	18	56	12X15X16.3	----	18X24X14.8
KTM 65	03-08	120679 57.95	L	88	15	24	12.9	14.9	18	42	12X15X16.3	----	18X24X14.8
85SX	03-12	120680 72.95	L	96	18	28	13	16	22	46	14X18X15.8	----	22X28X15.8
85SX	13-14	121577 88.95	L	96	18	26	14	15	20	46	14X18X16.5	----	20X26X14.8
105SX	03-11	120680 72.95	L	96	18	28	13	16	22	46	14X18X15.8	----	22X28X15.8
125EXC	09-14	120693 81.95	L	110	19	28	16	16	22	55	----	----	----
125SX	98-14	120693 81.95	L	110	19	28	16	16	22	55	----	----	----
144SX	07-08	120693 81.95	L	110	19	28	16	16	22	55	----	----	----
150SX	09-14	120693 81.95	L	110	19	28	16	16	22	55	----	----	----
150XC	10-14	120693 81.95	L	110	19	28	16	16	22	55	----	----	----
250EXC	04-11	120685 111.95	L	125	22	30	17	17	24	60	18X22X19.8	180683	24X30X16.8
250SX	03-14	120685 111.95	L	125	22	30	17	17	24	60	18X22X19.8	180683	24X30X16.8
250SXS	03-07	120685 111.95	L	125	22	30	17	17	24	60	18X22X19.8	180683	24X30X16.8
250XC	04-14	120685 111.95	L	125	22	30	17	17	24	60	18X22X19.8	180683	24X30X16.8
250XC-W	04-14	120685 111.95	L	125	22	30	17	17	24	60	18X22X19.8	180683	24X30X16.8
250 EXC-F	06-07	120678 79.95	L	98	16	38	17.85	17.85	30	53.5	----	----	30X38X17.8
250 SX-F	05-12	120678 79.95	L	98	16	38	17.85	17.85	30	53.5	----	----	30X38X17.8
250 SXS-F	07-08	120678 79.95	L	98	16	38	17.85	17.85	30	53.5	----	----	30X38X17.8
250 XC-F	07-09	120678 79.95	L	98	16	38	17.85	17.85	30	53.5	----	----	30X38X17.8
250 XCF-W	08-13	120678 79.95	L	98	16	38	17.85	17.85	30	53.5	----	----	30X38X17.8
300	90-03	679257 39.95	L	132	22	30	16.9	16.9	24	60	18X22X19.8	180683	24X30X16.8
300EXC	04-11	120685 111.95	L	125	22	30	17	17	24	60	18X22X19.8	180683	24X30X16.8
300MXC	04-12	120685 111.95	L	125	22	30	17	17	24	60	18X22X19.9	180683	24X30X16.9
300XC	04-14	120685 111.95	L	125	22	30	17	17	24	60	18X22X19.10	180683	24X30X16.10
300XC-W	04-15	120685 111.95	L	125	22	30	17	17	24	60	18X22X19.11	180683	24X30X16.11
<b>SUZUKI</b>													
RM 60	03	120667 52.95	L	85	16	27	14	14	20	46	12X16X15	B1000	20X27X13.8
RM 65	03-05	120667 52.95	L	85	16	27	14	14	20	46	12X16X15	B1000	20X27X13.8
RM 80	91-01			93.5	18	26	16	14	20	45	14X18X15.8	B1012	20X26X13.8
RM 85	02-09	120690 49.95	L	93.5	18	26	14	14	20	45	14X18X15.8	B1012	20X26X13.8
RM 100	03-05	120669 54.95	L	92	18	29	16	16	22	46	14X18X17.2	B1006	22X29X15.8
RM 125	84-86			100	18	28	18	15.9	22	53	14X18X19.8	B1018	22X28X15.8
RM 125	88-96	120687 66.95	L	105	19	28	18	16	22	53	15X19X19.8	B1013	22X28X15.8
RM 125	97-98			100	19	28	18	16	22	53	15X19X19.8	B1013	22X28X15.8
RM 125	99-03	120691 67.95	L	102	19	28	18	16	22	53	15X19X19.8	B1013	22X28X15.8
RM 125	04-07	120693 81.95	L	110	19	28	18	16	22	53	15 X 19 X 19.8	B1013	22X28X15.8
RM 250	87-95	120688 66.95	L	128	23	30	20	20	24	58	18X23X22	NB9503	24X30X19.8
RM 250	96-02	120689 74.95	L	125.5	23	30	20	20	24	58	18X23X22	NB9503	24X30X19.8
RM 250	03-08	120692 80.95	L	125	23	32	20	20	24	58	18X23X22	NB9503	24X30X19.8
RMX 250	93-99	120688 66.95	L	128	23	30	20	20	24	58	18X23X22	NB9503	24X30X19.8
RMZ 250	04-06	120686 74.95	L	92.5	16	38	15	18	30	55	----	----	30X38X18
DRZ400	00-14	120707 78.95	L	107	20	43	20	22	35	61.85	----	----	----
<b>YAMAHA</b>													
YZ80	93-01	120694 48.95	L	96	18	26	14	14	20	44	14X18X15.8	B1012	20X26X13.8
YZ85	02-14	120694 48.95	L	96	18	26	14	14	20	44	14X18X15.8	B1012	20X26X13.8
YZ125	86-96	679155 59.95	L	105	20	29	17	17	22	55	16X20X19.5	B1016	22X29X16.8
YZ125	97-00	120696 66.95	L	105	20	29	17	17	22	55	15X20X17.7	B1038	22X29X16.8
YZ125	01-04	120700 68.95	L	105	19	29	16	17	22	55	15X19X16.8	B1001	22X29X16.8
YZ125	05-14	120702 58.95	L								----	----	----
YZ250	83-89	120697 60.95	L	130	23	31	20	20	25	60	18X23X22	NB9503	25X32X19.8
YZ250	90-98	679156 69.95	L	125	23	32	20	20	25	60	18X23X22	NB9503	25X32X19.8
YZ250	99-14	120701 64.95	L	125	22	31	20	17	24	59	18X23X22	NB9503	24X31X16.8
YZ400	98	120699 97.95	L	102	18	42	18	20	34	60.8	----	----	34X42X19.8
WR250	90-98	679156 69.95	L	125	23	32	20	20	25	60	18X23X22	NB9503	25X32X19.8
YZ250F	03-12	120703 89.95	L	93.5	16	40	15	18	32	55	----	----	32X40X20
WR250F	03-13	120703 89.95	L	93.5	16	40	15	18	32	55	----	----	32X40X20
YZ450F	03-05	120704 88.95	L	103.5	18	42	18	20	34	61	----	----	34X42X20
YZ450F	06-09	120705 86.95	L	103.5	18	42	18	20	34	61	----	----	34X42X20
YZ450F	10-12			103	18	42	18	21	34	61	----	----	34x22x20.8
WR450F	04-05	120704 88.95	L	103.5	18	42	18	20	34	61	----	----	34X42X20
WR450F	07-11	120705 86.95	L	103.5	18	42	18	20	34	61	----	----	34X42X20
XT600E	ALL	120682 125.95	L	135.5	22	43	22	22	35	74	----	----	34X42X23.5
XT500	ALL	120683 136.95	L	145	20	42	24	24	34	73.8	----	----	35X43X21.8





## VESRAH HI-PERFORMANCE CONNECTING RODS



- Heavy-duty forged rods, precision ground and balanced for problem-free performance
- Made up to and beyond OEM specifications

**Kit contains:** Connecting rod, crank pin, crank pin bearing, thrust washers and wrist pin bearing.

CCs			YEAR	YEAR CODE	MFG#	ITEM			
<b>HONDA</b>									
80	CR80R		86-02		VA-5009	973919	76.95	L	
80	CR80RB		00-02		VA-5009	973919	76.95	L	
85	CR85R		03-07		VA-5009	973919	76.95	L	
85	CR85RB	Expert	03-07		VA-5009	973919	76.95	L	
125	CR125R		90-06		VA-5014	973920	86.95	L	
150	CRF150R		06-15		VA-5018	972272	110.95	L	
150	CRF150RB		07-15		VA-5018	972272	110.95	L	
150	CRF150RII		06-09		VA-5018	972272	110.95	L	
150	CRF150RII		13-15		VA-5018	972272	110.95	L	
250	CR250R		02-07		VA-5015	972270	121.95	L	
250	CR250R		81-01		VA-5001	973921	77.95	L	
250	CRF250R		04-09		VA-5016	972271	128.95	L	
300	XR300R		10		VA-1010	972229	103.95	L	
500	CR500R		87-01		VA-5004	973922	82.95	L	
<b>KAWASAKI</b>									
60	KX60		83-84	A1, A2	VA-8007	983923	93.95	L	
60	KX60		85-98	B1, B2, B3, B4, B5, B6, B7, B8, B9, B10, B11, B12, B13, B14	VA-8007	983923	93.95	L	
60	KX60		99-03	B15, B16, B17, B18, B19	VA-7017	972286	102.95	L	
65	KX65		00-15	A1, A2, A3, A4, A5, A6, A6F, A7F, A8F, A9F, AAF, ABF, ACF, ADF, AEF, AFF	VA-7017	972286	102.95	L	
65	KX65		07	B7F	VA-7017	972286	102.95	L	
65	KX65	Monster Energy	09	A9FA	VA-7017	972286	102.95	L	
80	KDX80	Mini	82-83	B2, B3	VA-8006	973924	77.95	L	
80	KDX80	Mini	84-88	C1, C2, C3, C4, C5	VA-8006	973924	77.95	L	
80	KX80	Mini	84-85	E2, E3	VA-8006	973924	77.95	L	
80	KX80	Mini	86-87	G1, G2	VA-8006	973924	77.95	L	
80	KX80	Big Wheel	87	J2	VA-8006	973924	77.95	L	
80	KX80	Big Wheel	88-90	N1, N2, N3	VA-8006	973924	77.95	L	
80	KX80	Mini	88-90	L1, L2, L3	VA-8006	973924	77.95	L	
80	KX80	Big Wheel	91-94	T1, T2, T3, T4	VA-8006	973924	77.95	L	
80	KX80	Mini	91-97	R1, R2, R3, R4, R5, R6, R7	VA-8006	973924	77.95	L	
80	KX80		98-00	W1, W2, W3	VA-8009	973925	88.95	L	
85	KX85		01-09	A1, A2, A3, A4, A5, A6F, A7F, A8F, A9F	VA-8009	973925	88.95	L	
85	KX85		09-13	A9FA, AAF, ABF, ACF, ADF	VA-8009	973925	88.95	L	
85	KX85		14-15	CEF, CFF	VA-8009	973925	88.95	L	
85	KX85-II	Large Wheel	08-09	B8F, B9F	VA-8009	973925	88.95	L	
85	KX85-II	Large Wheel	09	B9FA	VA-8009	973925	88.95	L	
85	KX85-II	Large Wheel	10-13	AA, AB, AC, AD	VA-8009	973925	88.95	L	
85	KX85-II	Large Wheel	11	BB	VA-8009	973925	88.95	L	
85	KX85-II	Large Wheel	14-15	DEF, DFF	VA-8009	973925	88.95	L	
100	KX100		01-08	D1, D2, D3, D4, D5, D6F, D7F, D8F	VA-8009	973925	88.95	L	
100	KX100	KX100	09-13	D9F/D9FA, DAF, DBF, DCF, DDF	VA-8009	973925	88.95	L	
100	KX100	KX100	14	EDF	VA-8009	973925	88.95	L	
100	KX100	KX100	14-15	FEF, FFF	VA-8009	973925	88.95	L	

- accessories
- body
- handlebar & grips
- cables & levers
- exhaust
- engine**
- fuel & intake
- electrical & ignition
- clutch
- drive
- bearings
- brakes
- steering & suspension
- tires
- tools & shop

# ENGINE

## VESRAH HI-PERFORMANCE CONNECTING RODS CONTINUED

CCs			YEAR	YEAR CODE	MFG#	ITEM		
<b>KAWASAKI CONTINUED</b>								
100	KX100		95-97	B5, B6, B7	VA-8006	973924	77.95	L
100	KX100		98-00	C1, C2, C3	VA-8009	973925	88.95	L
125	KX125		94-97	K1, K2, K3, K4	VA-8003	973926	76.95	L
125	KX125		98	K5	VA-8008	972293	100.95	L
125	KX125		99-02	L1, L2, L3, L4	VA-8008	972293	100.95	L
250	KDX250	KDX250R	91-94	D1, D2, D3, D4	VA-8002	973928	81.95	L
250	KX250		02	L4	VA-8011	972295	116.95	L
250	KX250		03-04	M1, M2	VA-8011	972295	116.95	L
250	KX250		05-08	R1, R6, R7, R8	VA-8011	972295	116.95	L
250	KX250		83-84	C1, C2	VA-8002	973928	81.95	L
250	KX250		85-86	D1, D2	VA-8002	973928	81.95	L
250	KX250		88	F1	VA-8002	973928	81.95	L
250	KX250		89	G1	VA-8002	973928	81.95	L
250	KX250		90-91	H1, H2	VA-8002	973928	81.95	L
250	KX250		92-93	J1, J2	VA-8002	973928	81.95	L
250	KX250		94-98	K1, K2, K3, K4, K5	VA-8002	973928	81.95	L
250	KX250		99-01	L1, L2, L3	VA-8002	973928	81.95	L
500	KX500		83-84	A1, A2	VA-8001	973929	121.95	L
500	KX500		85-86	B1, B2	VA-8001	973929	121.95	L
500	KX500		87	C1	VA-8001	973929	121.95	L
500	KX500		88	D1	VA-8001	973929	121.95	L
500	KX500		89-04	E1, E2, E3, E4, E5, E6, E7, E8, E9, E10, E11, E12, E13, E14, E15, E16	VA-8001	973929	121.95	L
<b>SUZUKI</b>								
60	RM60		03	K3	VA-7017	972286	102.95	L
80	RM80	Mini	90-01	L, M, N, P, R, S, T, V, W, X, Y, K1	VA-7010	973930	83.95	L
125	RM125		07	K7	VA-7018	972287	121.95	L
125	RM125		92-96	N, P, R, S, T	VA-7004	973931	83.95	L
125	RM125		97-98	V, W	VA-7014	973932	91.95	L
125	RM125		99-03	X, Y, K1, K2, K3	VA-7015	973933	90.95	L
250	RM250	Champion	92-95	N, P, R, S	VA-7001	973934	82.95	L
250	RM250	Champion	96-02	T, V, W, X, Y, K1, K2	VA-7013	----		
250	RMX250		89-00	K, L, M, N, P, R, S, T, V, W, X, Y	VA-7001	973934	82.95	L
<b>YAMAHA</b>								
50	PW50	Y-Zinger Mini	90-08	A, B, D, E, F, G, H1, J1, K1, L, M1, N1, P, R, S1, T1, V, W, X	VA-2001	972238	43.95	L
80	YZ80	Competition	93-01	E1, F1, G1, H1, J1, K1, L, M1, N1	VA-6008	973936	78.95	L
85	YZ85		02-15	P, R, S, T, V, W1, X, Y, Z, A, B, D, E, F	VA-6008	973936	78.95	L
125	YZ125	Competition	01-04	N, P, R, S	VA-6010	973938	106.95	L
125	YZ125	Competition	86-96	S, T, U, W, A, B, D, E, F, G, H	VA-6005	973937	88.95	L
125	YZ125	Competition	97-00	J, K, L, M	VA-6013	972279	101.95	L
225	XT225	Serow	92-07	D/DC, E/EC, F/FC, G/GC, H/HC, J/JC, K/KC, L/LC, M/MC, N/NC, P/PC, R/RC, S/SC, T/TC, V/VC, W/WC	VA-2005	973941	84.95	L
250	WR250Z		91-98	B, D, E, F, G, H, J, K	VA-6002	979739	93.95	L
250	YZ250	Competition	82-89	J, K, L, N, S, T, U, W	VA-6003	973940	93.95	L
250	YZ250	Competition	90-98	A/A1, B/B1, D1, E/E1, F/F1, G1, H1, J1, K1	VA-6002	979739	93.95	L
250	YZ250	Competition	99-16	L1, M1, N1, P, R, S1, T1, V, W1, X, Y, Z, A1, B2, C2, E2, F2, G2	VA-6009	973942	118.95	L
250	YZ250WR	Competition	89	W	VA-6003	973940	93.95	L
250	YZ250WR	Competition	90	A	VA-6002	979739	93.95	L
426	WR426F		01-02	N, P	VA-6012	973943	181.95	L
426	YZ426F		00-02	M, N, P	VA-6012	973943	181.95	L

## OUTPUT SHAFT KIT

A quick solution to repairing a leaking counter shaft seal in one complete kit. Includes Hot Rods countershaft seal, countershaft bushing, O-rings, and sprocket nut washer (where applicable)



	YEAR	PART #		
<b>HONDA</b>				
CR 125R	86-03	871362	18.95	G
CR 125R	04	871386	18.95	G
CR 125R	05-07	871363	18.95	G
CR 250R	88-04	871364	18.95	G
CR 250R	05-07	871384	18.95	G
CR 500R	88-01	871364	18.95	G
CR 80R	86-02	871406	18.95	G
CR 80RB	96-02	871406	18.95	G
CR 85R	03-07	871406	18.95	G
CR 85RB	03-07	871406	18.95	G
CRF 150R	07-14	871366	9.95	G
CRF 150RB	07-14	871366	9.95	G
CRF 250R	04	871386	18.95	G
CRF 250R	05-15	871363	18.95	G
CRF 250X	04-13	871363	18.95	G
CRF 450R	02-14	871384	18.95	G
CRF 450X	05-14	871384	18.95	G
XR 400R	96-04	871365	9.95	G
<b>KAWASAKI</b>				
KX 100	95-04	871380	18.95	G
KX 100	05-15	871381	18.95	G
KX 125	94-04	871378	18.95	G
KX 125	05	871379	18.95	G
KX 250	92-00	871376	18.95	G
KX 250	01-04	871377	18.95	G
KX 250F	04-05	871374	18.95	G
KX 250F	06-13	871375	18.95	G
KX 450F	08	871372	18.95	G
KX 450F	09-15	871411	18.95	G
KX 60	83-03	871382	18.95	G
KX 65	00-04	871382	18.95	G
KX 65	05-15	871383	18.95	G
KX 80	88-00	871380	18.95	G
KX 85	01-04	871380	18.95	G
KX 85	05-15	871381	18.95	G

	YEAR	PART #		
<b>KTM</b>				
125 EXC	01-06	871369	24.95	G
125 SX	01-14	871369	24.95	G
144 SX	07-08	871369	24.95	G
150 SX	09-14	871369	24.95	G
150 XC	10-14	871369	24.95	G
200 EXC	01-05	871369	24.95	G
200 SX	03-04	871369	24.95	G
200 XC	06-09	871369	24.95	G
200 XC-W	06-14	871369	24.95	G
250 EXC	04-05	871370	24.95	G
250 SX	03-14	871370	24.95	G
250 SX-F	05-14	871371	24.95	G
250 XC	06-14	871370	24.95	G
250 XCF-W	06-14	871371	24.95	G
250 XC-W	06-14	871370	24.95	G
300 EXC	04-05	871370	24.95	G
300 MXC	04-05	871370	24.95	G
300 XC	06-14	871370	24.95	G
300 XC-W	06-14	871370	24.95	G
350 EXC-F	12-14	871371	24.95	G
350 SX-F	11	871584	19.95	G
350 SX-F	12-14	871371	24.95	G
350 XC-F	11-14	871371	24.95	G
350 XCF-W	12-14	871371	24.95	G
400 EXC	99-06	871371	24.95	G
400 XC-W	07-10	871371	24.95	G
450 EXC	03-11	871371	24.95	G
450 MXC	03-05	871371	24.95	G
450 SMR	05-07	871371	24.95	G
450 XC	04-07	871371	24.95	G
450 XC-W	07-11	871371	24.95	G
525 EXC	03-07	871371	24.95	G
525 MXC	03-05	871371	24.95	G
525 SMR	05	871371	24.95	G
525 SX	03-06	871371	24.95	G
525 XC	06-07	871371	24.95	G
530 EXC	09-11	871371	24.95	G
530 XC-W	09-11	871371	24.95	G
60 SX	98-00	871367	18.95	G

	YEAR	PART #		
<b>KTM CONTINUED</b>				
65 SX	98-07	871367	18.95	G
65 SX	09-14	871409	19.95	G
65 XC	08	871367	18.95	G
65 XC	09	871409	19.95	G
85 SX	03-14	871368	18.95	G
<b>SUZUKI</b>				
DRZ 400	00-13	871410	19.95	G
DRZ 400SM	05-09	871410	19.95	G
RM 250	01-02	871389	18.95	G
RM 250	03-08	871388	18.95	G
RM 65	03-04	871382	18.95	G
RM 65	05	871383	18.95	G
RM 80	83-01	871391	6.95	G
RM 85	02-12	871391	6.95	G
RMZ 250	04-06	871374	18.95	G
RMZ 250	07-12	871390	18.95	G
RMZ 250	13-14	871407	19.95	G
RMZ 450	05-12	871387	18.95	G
RMZ 450	13-14	871408	19.95	G
<b>YAMAHA</b>				
WR 450F	04-14	871398	18.95	G
YZ 125	87-04	871394	18.95	G
YZ 125	05-14	871395	18.95	G
YZ 250	99-14	871396	18.95	G
YZ 250F	01-13	871397	18.95	G
YZ 250F	14	871583	19.95	G
YZ 450F	03-15	871398	18.95	G
YZ 80	84-01	871393	6.95	G
YZ 85	02-14	871394	18.95	G
WR 250F	01-13	871397	18.95	G

- accessories
- body
- handlebar & grips
- cables & levers
- exhaust
- engine**
- fuel & intake
- electrical & ignition
- clutch
- drive
- bearings
- brakes
- steering & suspension
- tires
- tools & shop



## COUNTER BALANCER KITS

- A must have for any new counter balancer or engine case installation or repair
- Includes trusted Hot Rods bearings for the counter balancer shaft of most modern 4-stroke engines

• Note: Does not include water pump bearing or transmission bearings

	YEAR	PART #		
<b>HONDA</b>				
CRF 250R	04-09	871308	18.95	G
CRF 250R	10-15	871311	19.95	G
CRF 250X	04-13	871308	18.95	G
CRF 450R	02-08	871308	18.95	G
CRF 450R	09-14	871309	18.95	G
CRF 450X	05-14	871308	18.95	G
TRX 400X	09-14	-----		
XR 400R	96-04	-----		

	YEAR	PART #		
<b>KAWASAKI</b>				
KLX 400	03-04	871321	29.95	G
KLX 450R	08-09	871319	19.95	G
KX 450F	06-15	871319	19.95	G
DRZ 400	00-13	871321	29.95	G
DRZ 400SM	05-09	871321	29.95	G



	YEAR	PART #		
<b>YAMAHA</b>				
WR 450F	03-06	871315	32.95	G
WR 450F	07-14	871316	49.95	G
YZ 250F	03-13	871317	34.95	G
YZ 250F	14	871568	29.95	G
YZ 450F	03-05	871315	32.95	G
YZ 450F	06-15	871316	49.95	G
WR 250F	01-13	871317	34.95	G
WR 400F	98-00	871315	32.95	G
WR 426F	01-02	871315	32.95	G
YZ 400F	98-99	871315	32.95	G
YZ 426F	00-02	871315	32.95	G

# ENGINE

## MAIN BEARING AND SEAL KITS

- Manufactured with precision bearings and seals that meet and exceed OE quality
- Complement Hot Rods' crankshaft assemblies
- Competitively priced compared to OE bearings and seals



	YEAR	PART #	
<b>HONDA</b>			
CR 125R	90-07	870417	48.95 G
CR 250R	92-07	870418	68.95 G
CR 500R	87-01	870469	72.95 G
CR 80R	85-02	870416	48.95 G
CR 80RB	96-02	870416	48.95 G
CR 85R	03-07	870416	48.95 G
CR 85RB	03-07	870416	48.95 G
CRF 150R	07-15	870450	64.95 G
CRF 150RB	07-15	870450	64.95 G
CRF 250R	04-05	870439	48.95 G
CRF 250R	06-15	871352	48.95 G
CRF 250X	04-06	870439	48.95 G
CRF 250X	07-13	871352	48.95 G
CRF 450R	02-05	870433	59.95 G
CRF 450R	06-15	871351	55.95 G
CRF 450X	05-14	870459	72.95 G
<b>KAWASAKI</b>			
KDX 200	89-06	870473	44.95 G
KDX 220	97-05	870473	44.95 G
KDX 250	91-94	870420	72.95 G
KLX 400	03-04	870447	64.95 G
KLX 450R	08-13	870454	49.95 G
KX 100	95-15	870419	44.95 G
KX 125	80-81	870471	47.95 G
KX 125	85-87	870472	34.95 G
KX 125	88-05	870470	42.95 G
KX 250	80-86	870461	72.95 G
KX 250	87-01	870420	72.95 G
KX 250	02-07	870462	72.95 G
KX 250F	04-15	870441	68.95 G
KX 450F	06-15	870454	49.95 G
KX 60	83-03	870419	44.95 G
KX 65	00-15	870419	44.95 G
KX 80	91-00	870419	44.95 G
KX 85	01-15	870419	44.95 G
<b>KTM</b>			
105 SX	04-11	870446	64.95 G
125 SX	01-14	871344	64.95 G
144 SX	07-08	871344	64.95 G
150 SX	09-14	871344	64.95 G
150 XC	10-14	871344	64.95 G
200 XC	07-09	871344	64.95 G
200 XC-W	07-14	871344	64.95 G
250 EXC	04-11	871345	64.95 G
250 EXC-F	06-07	871346	99.95 G
250 MXC	08-11	871345	64.95 G
250 SX	03-14	871345	64.95 G
250 SX-F	05-10	871346	99.95 G
250 SX-F	11	871347	79.95 G
250 SX-F	12	871355	99.95 G
250 SX-F	13-14	871582	129.95 G
250 SXS	03-04,06-07	871345	64.95 G
250 XC	06-14	871345	64.95 G
250 XC-F	07-09	871346	99.95 G
250 XC-F	11-12	871347	79.95 G
250 XC-F	13-14	871582	129.95 G
250 XCF-W	08-09	871346	99.95 G
250 XCF-W	10-11	871348	99.95 G

	YEAR	PART #	
<b>KTM CONTINUED</b>			
250 XCF-W	12	871347	79.95 G
250 XCF-W	13	871355	99.95 G
250 XCF-W	14	871582	129.95 G
250 XC-W	06-14	871345	64.95 G
300 EXC	04-11	871345	64.95 G
300 MXC	04-11	871345	64.95 G
300 XC	06-14	871345	64.95 G
300 XC-W	06-14	871345	64.95 G
350 EXC-F	13-14	871582	129.95 G
350 SX-F	13-14	871582	129.95 G
350 XC-F	13-14	871582	129.95 G
350 XCF-W	13-14	871582	129.95 G
50 SX	09-12	871359	34.95 G
50 SX	13-14	871360	29.95 G
65 SX	98-08	870434	48.95 G
65 SX	09-14	871343	48.95 G
65 XC	09	871343	48.95 G
85 SX	04-14	870446	64.95 G
<b>SUZUKI</b>			
DRZ 400	00-14	870447	64.95 G
DRZ 400SM	05-09,14	870447	64.95 G
RM 100	03	870419	44.95 G
RM 125	92-98	870440	59.95 G
RM 125	99-07	870421	68.95 G
RM 250	89-93	870465	59.95 G
RM 250	94-02	870464	50.95 G
RM 250	03-04	870442	64.95 G
RM 250	05-08	870455	64.95 G
RM 60	03	870419	44.95 G
RM 65	03-05	870419	44.95 G
RM 85	02-10,12	870468	34.95 G
RMX 250	89-94	870466	50.95 G
RMX 250	95-98	870467	50.95 G
RMX 450Z	10	870456	69.95 G
RMZ 250	04-06	870441	68.95 G
RMZ 250	07-09	870453	64.95 G
RMZ 250	10-14	871353	69.95 G
RMZ 450	05-07	870448	64.95 G
RMZ 450	08-14	870456	69.95 G
WR 250	91-97	870463	72.95 G
<b>YAMAHA</b>			
WR 450F	03-14	870436	64.95 G
YZ 125	98-00	870424	36.95 G
YZ 125	01-04	870425	44.95 G
YZ 125	05-14	870443	44.95 G
YZ 250	90-97	870463	72.95 G
YZ 250	99-00	870426	68.95 G
YZ 250	01-14	870427	68.95 G
YZ 250F	01-15	870435	72.95 G
YZ 450F	03-15	870436	64.95 G
YZ 80	93-01	870422	36.95 G
YZ 85	02-14	870423	36.95 G
WR 250F	01-13	870435	72.95 G
WR 250R	08	870435	72.95 G
WR 250R	09-14	871350	69.95 G
WR 250X	08	870435	72.95 G
WR 250X	09-11	871350	69.95 G

## TRANSMISSION BEARING KIT

- Must have for any new transmission or engine case installation or repair
- Includes trusted Hot Rods bearings for the primary and secondary shafts of the transmission, along with the special needle bearing for the shift drum, and the output shaft collar and washer
- Note: Does not include water pump bearing, counter balancer bearings or engine oil seal kit



	YEAR	PART #		
<b>HONDA</b>				
CR 125R	90-95	871427	79.95	G
CR 125R	96-03	871461	89.95	G
CR 125R	04	871462	89.95	G
CR 125R	05-07	871428	79.95	G
CR 250R	92-01	871435	79.95	G
CR 250R	02-04	871459	79.95	G
CR 250R	05-07	871460	79.95	G
CR 500R	88-01	871429	79.95	G
CR 80R	86-02	871494	69.95	G
CR 80RB	96-02	871494	69.95	G
CR 85R	03-07	871494	69.95	G
CR 85RB	03-07	871494	69.95	G
CRF 150R	07-14	----		
CRF 150RB	07-14	----		
CRF 250R	04	871430	79.95	G
CRF 250R	05	871458	79.95	G
CRF 250R	06	871431	79.95	G
CRF 250R	07-09	871432	79.95	G
CRF 250R	10-15	871433	79.95	G
CRF 250R	14	871591	49.95	G
CRF 250X	04-06	871458	79.95	G
CRF 250X	07-13	871432	79.95	G
CRF 450R	02-04	871435	79.95	G
CRF 450R	05-08	871434	79.95	G
CRF 450R	09-12	871497	69.95	G
CRF 450R	13-14	871496	69.95	G
CRF 450X	05-14	----		

<b>KAWASAKI</b>				
KLX 400	03-04	871501	99.95	G
KLX 450R	08-09	871441	99.95	G
KX 100	95-97	871454	69.95	G
KX 100	98-00	871455	69.95	G
KX 100	01-04	871452	79.95	G
KX 100	05-15	871453	79.95	G
KX 125	03-04	871450	99.95	G
KX 125	05	871451	99.95	G
KX 250	92	871447	99.95	G
KX 250	93	871448	99.95	G
KX 250	94-04	871449	99.95	G
KX 250F	04	871443	99.95	G
KX 250F	05	871444	99.95	G
KX 250F	06-08	871445	99.95	G
KX 250F	09-13	871446	99.95	G
KX 450F	07-08	871440	99.95	G
KX 450F	09-15	871441	99.95	G
KX 65	00-01	871493	69.95	G
KX 65	02-04	871495	69.95	G
KX 65	05-15	871457	69.95	G
KX 80	89-97	871454	69.95	G
KX 80	98-00	871455	69.95	G
KX 85	01-04	871452	79.95	G
KX 85	05-15	871453	79.95	G

	YEAR	PART #		
<b>KTM</b>				
105 SX	04-11	871437	99.95	G
105 XC	08-09	871437	99.95	G
125 EGS	98-99	871600	99.95	G
125 EXC	98-02	871600	99.95	G
125 EXC	04-06	----		
125 SX	98-02	871600	99.95	G
125 SX	03	----		
125 SX	04-12	----		
125 SX	06-14	871438	99.95	G
144 SX	07-08	----		
144 SX	07-08	871438	99.95	G
150 SX	09-12	----		
150 SX	09-14	871438	99.95	G
150 XC	10-12	----		
150 XC	10-14	871438	99.95	G
200 EXC	98-02	871600	99.95	G
200 EXC	03	----		
200 EXC	03-05	871438	99.95	G
200 EXC	04-05	----		
200 MXC	98-02	871600	99.95	G
200 MXC	03	----		
200 SX	03	----		
200 SX	04	----		
200 XC	06-09	----		
200 XC	06-09	871438	99.95	G
200 XC-W	06-12	----		
200 XC-W	06-14	871438	99.95	G
250 EXC	04-05	871439	99.95	G
250 SX	03-14	871439	99.95	G
250 SX-F	05-12	871473	99.95	G
250 SX-F	13-14	871492	99.95	G
250 XC	06-14	871439	99.95	G
250 XC-F	07-12	871473	99.95	G
250 XC-F	13-14	871492	99.95	G
250 XCF-W	07-13	871473	99.95	G
250 XCF-W	14	871492	99.95	G
250 XC-W	06-14	871439	99.95	G
300 XC	06-14	871439	99.95	G
300 XC-W	06-14	871439	99.95	G
350 EXC-F	12-14	871492	99.95	G
350 SX-F	11	871592	89.95	G
350 SX-F	12-14	871492	99.95	G
350 XC-F	11-14	871492	99.95	G
350 XCF-W	12-14	871492	99.95	G
50 SX	09-14	871596	99.95	G

	YEAR	PART #		
<b>KTM CONTINUED</b>				
60 SX	98-00	871436	99.95	G
65 SX	98-00	871436	99.95	G
65 SX	01-08	871472	99.95	G
65 SX	09-14	871491	99.95	G
65 XC	08	871472	99.95	G
65 XC	09	871491	99.95	G
85 SX	03-14	871437	99.95	G
85 XC	08-09	871437	99.95	G

<b>SUZUKI</b>				
DRZ 400	00-13	871501	99.95	G
DRZ 400SM	05-09	871501	99.95	G
RM 125	01-06	----		
RM 125	07	----		
RM 250	01-08	871465	99.95	G
RM 65	03-04	871495	69.95	G
RM 65	05	871457	69.95	G
RM 80	93-01	871463	69.95	G
RM 85	02-04	871463	69.95	G
RM 85	05-12	871464	69.95	G
RMZ 250	04	871498	99.95	G
RMZ 250	05-06	871471	99.95	G
RMZ 250	07-12	871466	99.95	G
RMZ 250	13-14	871500	99.95	G
RMZ 450	05-07	871467	99.95	G
RMZ 450	08-12	871468	99.95	G
RMZ 450	13-14	871499	99.95	G

<b>YAMAHA</b>				
WR 450F	03-06	871480	99.95	G
WR 450F	07-14	871481	99.95	G
YZ 125	98-04	871476	99.95	G
YZ 125	05-14	871477	99.95	G
YZ 250	99-14	871478	99.95	G
YZ 250F	01-13	871479	99.95	G
YZ 250F	14-15	871603	99.95	G
YZ 450F	03-05	871480	99.95	G
YZ 450F	06-15	871481	99.95	G
YZ 80	84-01	871474	59.95	G
YZ 85	02-14	871475	59.95	G
WR 250F	01-13	871479	99.95	G
WR 400F	00	871480	99.95	G
WR 426F	01-02	871480	99.95	G
YZ 426F	00-02	871480	99.95	G

- accessories
- body
- handlebar & grips
- cables & levers
- exhaust
- engine**
- fuel & intake
- electrical & ignition
- clutch
- drive
- bearings
- brakes
- steering & suspension
- tires
- tools & shop

# ENGINE

- accessories
- body
- handlebar & grips
- cables & levers
- exhaust
- engine
- fuel & intake
- electrical & ignition
- clutch
- drive
- bearings
- brakes
- steering & suspension
- tires
- tools & shop

MODEL	YEARS	CRANK SHAFT BEARING KIT		CRANK SHAFT SEAL ONLY KIT	
<b>COBRA</b>					
CM 50	04 - 05	132524	32.41	L	0.00
KING 50	04 - 06	132524	32.41	L	
CX 65	07 - 14	AB241006	42.57	L	
<b>GAS GAS</b>					
EC125	03 - 11	133091	66.36	L	133189 21.79 L
MC125	03 - 09	133091	66.36	L	133189 21.79 L
SM125	03 - 09	133091	66.36	L	133189 21.79 L
TXT Trials 125	03 - 04	133092	81.80	L	133190 25.43 L
EC200	03 - 04	133093	81.80	L	133191 21.79 L
EC200	05 - 07	133094	112.01	L	133192 21.79 L
EC200	08 - 11			L	133192 21.79 L
TXT Trials 200	03 - 04	133092	81.80	L	133190 25.43 L
EC250	03 - 07	133094	112.01	L	133193 21.38 L
EC250	08 - 13			L	133193 21.38 L
MC250	03 - 07	133094	112.01	L	133193 21.38 L
MC250	08 - 09			L	133193 21.38 L
SM250	03 - 05	133094		L	133193 21.38 L
TXT Trials 250	03 - 04	133092	81.80	L	133190 25.43 L
TXT Trials 280	03 - 04	133092	81.80	L	133190 25.43 L
EC300	03 - 07	133094	112.01	L	133193 21.38 L
EC300	08 - 13			L	133193 21.38 L
<b>HONDA</b>					
CRF50F	04 - 15	AB241031	26.91	L	
XR50R	00 - 03	AB241031	26.91	L	
Z-50	69 - 78	AB241031	26.91	L	
Z-50R	79 - 99	AB241031	26.91	L	
Z-50RD	86	AB241031	26.91	L	
CRF70F	04 - 12	AB241031	26.91	L	
CT70 Trail	69 - 94	AB241031	26.91	L	
SL70	71 - 73	AB241031	26.91	L	
XL70	76	AB241031	26.91	L	
XR70R	97 - 03	AB241031	26.91	L	
XL75	77 - 79	AB241031	26.91	L	
XR75	73 - 76	AB241032	44.72	L	
XR75	77 - 78	AB241031	26.91	L	
CR80R	85 - 02	AB241002	56.43	L	133194 15.12 L
CR80RB	97 - 02	AB241002	56.43	L	133194 15.12 L
CR85R/RB	03 - 07	AB241002	56.43	L	133194 15.12 L
CT90 Trail	66 - 79	AB241045	58.49	L	
CRF100F	04 - 13	AB241032	44.72	L	
XL100	76 - 78	AB241033	51.20	L	
XL100	79 - 80	AB241032	44.72	L	
XL100S	79 - 85	AB241032	44.72	L	
XR100	81 - 84	AB241032	44.72	L	
XR100R	85 - 03	AB241032	44.72	L	
CT110 Trail	80 - 86	AB241048	37.10	L	
CR125R	80 - 85	AB241075	53.60	L	133195 15.89 L
CR125R	86	AB241003	54.08	L	133195 15.89 L
CR125R	87 - 07	AB241003	54.08	L	133196 16.98 L
CRF125F	14 - 16	AB241032	44.72	L	
TL125	76	AB241033	51.20	L	
XL125	76 - 78	AB241048	37.10	L	
XL125	79 - 85	AB241033	51.20	L	
CRF150F	03 - 05	AB241056	41.82	L	
XL185S	79 - 83	AB241033	51.20	L	
XR185	79	AB241033	51.20	L	
CTX200	02 - 11	AB241056	41.82	L	
TLR200	86 - 87	AB241053	42.78	L	
Reflex					
TR200 Fatcat	86 - 87	AB241033	51.20	L	
XL200R	83 - 84	AB241033	51.20	L	
XR200	80 - 84	AB241053	42.78	L	
XR200R	81 - 83	AB241053	42.78	L	
XR200R	84 - 85	AB241033	51.20	L	
XR200R	86 - 94	AB241053	42.78	L	
XR200R	95 - 02	AB241052	42.78	L	

# CRANKSHAFT BEARING AND SEAL KITS



MODEL	YEARS	CRANK SHAFT BEARING KIT		CRANK SHAFT SEAL ONLY KIT	
<b>HONDA CONTINUED</b>					
CRF230F	03 - 16	AB241056	41.82	L	
CR250R	84 - 91	AB241004	61.44	L	133197 18.83 L
CR250R	92 - 07	AB241030	56.97	L	133198 18.83 L
XL250R	84 - 87	AB241033	51.20	L	
XR250L	91 - 96	AB241033	51.20	L	
XR250R	84 - 95	AB241033	51.20	L	
XR250R	96 - 04	AB241052	42.78	L	
CR500R	84 - 01	AB241004		L	133197 18.83 L
<b>HUSABERG</b>					
TE250	11 - 14	132520	102.23	L	133212 26.63 L
TE300	11 - 14	132520	102.23	L	133212 26.63 L
<b>HUSQVARNA</b>					
'CR65	12	132528	49.35	L	133199 21.46 L
CR125	98 - 99	132538	52.31	L	133200 21.79 L
CR125	00 - 13	132540	53.11	L	133200 21.79 L
SM125	98	132538	52.31	L	133200 21.79 L
TC 125	14 - 15	132518	94.23	L	133213 25.00 L
TE 125	15	132518	94.23	L	133213 25.00 L
WR125	98 - 99	132538	52.31	L	133200 21.79 L
WR125	00 - 13	132540	53.11	L	133200 21.79 L
CR250	93 - 98	132542	61.42	L	133201 26.23 L
CR250	99 - 04	132538	52.31	L	133200 21.79 L
TC 250	14 - 15	132520	102.23	L	133212 26.63 L
TE 250	14 - 15	132520	102.23	L	133212 26.63 L
WR250	98	132542	61.42	L	133201 26.23 L
WR250	99 - 13	132538	52.31	L	133200 21.79 L
TE 300	14 - 15	132520	102.23	L	133212 26.63 L
WR300	08 - 13	132538	52.31	L	133200 21.79 L
WR360	98 - 02	132542	61.42	L	133201 26.23 L
<b>KAWASAKI</b>					
KDX50	03 - 06	AB241067	31.71	L	
KX60	83 - 84	AB241006	42.57	L	
KX60	85 - 03	AB241006	42.57	L	133219 16.11 L
KX65	00 - 15	AB241006	42.57	L	133219 16.11 L
KDX80	82 - 88	AB241006	42.57	L	133219 16.11 L
KX80	81 - 00	AB241006	42.57	L	133219 16.11 L
KX80 Big Wheel	92 - 94	AB241006	42.57	L	133219 16.11 L
KX85	01 - 15	AB241006	42.57	L	133219 16.11 L
KX100	95 - 15	AB241006	42.57	L	133219 16.11 L
KLX125	03 - 06	AB241036	47.97	L	
KLX125L	03 - 06	AB241036	47.97	L	
KX125	82 - 84			L	133219 16.11 L
KX125	85 - 87	AB241007	58.49	L	133219 16.11 L
KX125	88 - 05	AB241008	56.00	L	133218 24.88 L
KLX140	08 - 16	AB241048	37.10	L	
KLX140L	08 - 16	AB241048	37.10	L	
KDX200	83 - 90	AB241044	72.74	L	
KDX200	91 - 06	AB241045	58.49	L	133217 15.50 L
KDX220	97 - 05	AB241045	58.49	L	133217 15.50 L
KDX250	80 - 84	AB241009	60.92	L	133216 21.67 L
KDX250	91 - 94	AB241010	59.70	L	133216 21.67 L
KL250 Super Sherpa	00 - 10	AB241059	42.93	L	
KLR250	85 - 05	AB241042	49.91	L	
KLX250S	06 - 14	AB241059	42.93	L	
KLX250SF	09 - 10	AB241059	42.93	L	
KX250	80 - 86	AB241009	60.92	L	133216 21.67 L

## CRANKSHAFT BEARING AND SEAL KITS CONTINUED

MODEL	YEARS	CRANK SHAFT BEARING KIT		CRANK SHAFT SEAL ONLY KIT	
<b>KAWASAKI CONTINUED</b>					
KX250	87 - 01	AB241010	59.70	L 133216	21.67 L
KX250	02 - 07	AB241047	49.50	L 133216	21.67 L
KX250F	04 - 16	AB241081	39.03	L	
KLX300(R)	97 - 07	AB241059	42.93	L	
KX500	83 - 04	AB241011	72.62	L 133215	17.59 L
<b>KTM</b>					
50 SX	06 - 07	132526	52.64	L	
50 SX	10 - 16	132522	27.29	L	
50 SXS	11 - 14	132522	27.29	L	
JR ADV 50	01	132524	32.41	L	
JR ADV 50	02 - 03	132526	52.64	L	
MINI ADV 50	97 - 00	132524	32.41	L	
MINI ADV 50	02 - 07	132526	52.64	L	
SM 50	06	132526	52.64	L	
SR ADV 50	02 - 07	132526	52.64	L	
SX 50 Mini	08	132526	52.64	L	
SX 50 Mini	09 - 16	132522	27.29	L	
SX PRO JR 50	98 - 01	132524	32.41	L	
SX PRO JR 50	02 - 08	132526	52.64	L	
SX PRO JR 50	09	132522	27.29	L	
SX PRO SR 50	98 - 99	132524	32.41	L	
SX PRO SR 50	02 - 05	132526	52.64	L	
SX SR 50	00	132524	32.41	L	
SXR PRO JR 50	97	132524	32.41	L	
SXR PRO SR 50	97	132524	32.41	L	
SX 60	98 - 00	132528	49.35	L 133199	21.46 L
SX 65	98 - 08	132528	49.35	L 133199	21.46 L
SX 65	09 - 16	132530	47.03	L 133214	21.30 L
SXS 65	13 - 14	132530	47.03	L 133214	21.30 L
XC 65	08	132528	49.35	L 133199	21.46 L
XC 65	09	132530	47.03	L 133214	21.30 L
EGS 125	98 - 99	132518	94.23	L 133213	25.00 L
EXC 125	98 - 09	132518	94.23	L 133213	25.00 L
EXE 125	00 - 01	132518	94.23	L 133213	25.00 L
SX 125	98 - 15	132518	94.23	L 133213	25.00 L
SX 125	16			L 133213	25.00 L
SXS 125	04	132518	94.23	L 133213	25.00 L
SX 144	07 - 08	132518	94.23	L 133213	25.00 L
SX 150	09 - 15	132518	94.23	L 133213	25.00 L
SX 150	16			L 133213	25.00 L
XC 150	10 - 14	132518	94.23	L 133213	25.00 L
EGS 200	98 - 99	132518	94.23	L 133213	25.00 L
EXC 200	98 - 05	132518	94.23	L 133213	25.00 L
MXC 200	98 - 03	132518	94.23	L 133213	25.00 L
SX 200	00 - 04	132518	94.23	L 133213	25.00 L
XC 200	06 - 09	132518	94.23	L 133213	25.00 L
XC-W 200	06 - 16	132518	94.23	L 133213	25.00 L
EGS 250	97 - 99			L 133212	26.63 L
EXC 250	97 - 03			L 133212	26.63 L
EXC 250	04 - 05	132520	102.23	L 133212	26.63 L
EXC-G 250	02 - 05	132536	136.43	L	
<b>Racing</b>					
FREERIDE 250 R	15 - 16	132520	102.23	L 133212	26.63 L
MXC 250	98 - 01			L 133212	26.63 L
SX 250	97 - 02			L 133212	26.63 L
SX 250	03 - 16	132520	102.23	L 133212	26.63 L
SX-F 250	05 - 12	132534	145.92	L	
SXS 250	01			L 133212	26.63 L
SXS 250	03 - 04	132520	102.23	L 133212	26.63 L

MODEL	YEARS	CRANK SHAFT BEARING KIT		CRANK SHAFT SEAL ONLY KIT	
<b>KTM CONTINUED</b>					
XC 250	06 - 16	132520	102.23	L 133212	26.63 L
XC-F 250	07 - 12	132534	145.92	L	
XC-FW 250	07 - 12	132534	145.92	L	
XC-W 250	06 - 16	132520	102.23	L 133212	26.63 L
EXC 300	97 - 03			L 133212	26.63 L
EXC 300	04 - 05	132520	102.23	L 133212	26.63 L
MXC 300	97 - 03			L 133212	26.63 L
MXC 300	04 - 05	132520	102.23	L 133212	26.63 L
XC 300	06 - 16	132520	102.23	L 133212	26.63 L
XC-W 300	06 - 16	132520	102.23	L 133212	26.63 L
XC-W 300 SIX DAYS	15	132520	102.23	L 133212	26.63 L
EXC 380	98 - 02			L 133212	26.63 L
MXC 380	98 - 01			L 133212	26.63 L
SX 380	98 - 02			L 133212	26.63 L
EXC 400	00 - 02	132536	136.43	L	
EXC-G 400	04 - 06	132536	136.43	L	
MXC 400	01 - 02	132536	136.43	L	
SX 400	01 - 02	132536	136.43	L	
XC-W 400	07	132536	136.43	L	
EXC 450	03 - 07	132536	136.43	L	
EXC-G 450	04 - 07	132536	136.43	L	
MXC-G 450	03 - 05	132536	136.43	L	
SMR 450	05 - 07	132536	136.43	L	
SMS 450	03 - 04	132536	136.43	L	
SX 450	03 - 06	132536	136.43	L	
SXS 450	03 - 04	132536	136.43	L	
XC 450	04 - 07	132536	136.43	L	
XC-W 450	07	132536	136.43	L	
EXC 520	00 - 02	132536	136.43	L	
MXC 520	01 - 02	132536	136.43	L	
SX 520	00 - 02	132536	136.43	L	
EXC 525	03 - 07	132536	136.43	L	
MXC-G 525	03 - 05	132536	136.43	L	
SMR 525	05	132536	136.43	L	
SX 525	03 - 06	132536	136.43	L	
XC 525	06 - 07	132536	136.43	L	
XC-W 525	07	132536	136.43	L	
SXS 540	01	132536	136.43	L	
<b>SUZUKI</b>					
JR50	78 - 06	AB241067	31.71	L	
RM50	78 - 80	AB241068	45.98	L	
RM60	79 - 83	AB241068	45.98	L	
RM60	03	AB241006	42.57	L	
RM65	03 - 05	AB241006	42.57	L	
RM80	86 - 88	AB241013	40.03	L	
RM80	89 - 01	AB241014	50.58	L 133221	15.89 L
RM85	02 - 15	AB241014	50.58	L 133221	15.89 L
RM85L	03 - 15	AB241014	50.58	L 133221	15.89 L
DR100	83 - 90	AB241036	47.97	L	
RM100	03	AB241006	42.57	L 133219	16.11 L
SP100	83	AB241036	47.97	L	
TS100	73 - 77	AB241070	51.86	L 133201	26.23 L
DR125	82 - 88	AB241036	47.97	L	
DR125SE	94 - 02	AB241036	47.97	L	
DR-Z125	03 - 14	AB241036	47.97	L	
DR-Z125L	03 - 14	AB241036	47.97	L	
RM125	82 - 88	AB241015	48.30	L	
RM125	89 - 08	AB241016	63.20	L 133221	15.89 L
SP125	82 - 88	AB241036	47.97	L	
DR200	86 - 88	AB241036	47.97	L	
DR200 SE	96 - 15	AB241036	47.97	L	
SP200	86 - 88	AB241036	47.97	L	
DR250	82 - 85	AB241042	49.91	L	
DR250	90 - 93	AB241059	42.93	L	
DR250S	90 - 95	AB241059	42.93	L	

accessories

body

handlebar & grips

cables & levers

exhaust

engine

fuel & intake

electrical & ignition

clutch

drive

bearings

brakes

steering & suspension

tires

tools & shop

# ENGINE

## CRANKSHAFT BEARING AND SEAL KITS CONTINUED

MODEL	YEARS	CRANK SHAFT BEARING KIT	CRANK SHAFT SEAL ONLY KIT
<b>SUZUKI CONTINUED</b>			
DRZ250	01 - 07	AB241033	51.20 L
RM250	82 - 85	AB241069	45.43 L
RM250	86 - 88	AB241017	63.86 L
RM250	89 - 93	AB241019	64.66 L
RM250	94 - 95	AB241020	72.43 L
RM250	96 - 02	AB241021	70.86 L 133223 18.52 L
RM250	03 - 04	AB241046	57.22 L 133222 17.90 L
RMZ250	04 - 06	AB241081	39.03 L
DR350	90 - 99	AB241059	42.93 L
DR350SE	90 - 99	AB241059	42.93 L
DR400	80	AB241042	49.91 L
<b>YAMAHA</b>			
DT50	88 - 90	AB241022	38.52 L
YZ50	80	AB241022	38.52 L
YZ60	81 - 83	AB241022	38.52 L
BW80	86 - 90	AB241074	41.03 L
DT80	81 - 83	AB241022	38.52 L
GT80	73 - 80	AB241022	38.52 L
LB80	76 - 78	AB241022	38.52 L
MX80	80 - 81	AB241022	38.52 L
PW80	83 - 06	AB241074	41.03 L
TY80	74 - 75	AB241022	38.52 L
YZ80	74 - 77	AB241022	38.52 L
YZ80	80 - 92	AB241022	38.52 L 133208 15.74 L
YZ80	93 - 01	AB241023	37.70 L 133208 15.74 L
YZ85	02 - 16	AB241023	37.70 L 133208 15.74 L
DT100	74 - 83	AB241063	43.58 L
MX100	74 - 83	AB241063	43.58 L
RT100	90 - 00	AB241063	43.58 L
YZ100	76 - 81	AB241073	39.88 L
YZ100	82 - 83	AB241072	54.20 L
DT125	74 - 81	AB241072	54.20 L
IT125	80 - 81	AB241073	39.88 L
MX125	74 - 75	AB241072	54.20 L
MX125	76	AB241073	39.88 L
YZ125	74 - 75	AB241072	54.20 L
YZ125	76 - 79	AB241073	39.88 L
YZ125	80 - 85	AB241072	54.20 L
YZ125	86 - 00	AB241024	52.61 L 133207 18.21 L
YZ125	01 - 04	AB241025	53.22 L 133202 16.56 L
YZ125	05 - 16	AB241062	54.94 L 133206 15.59 L
CT175	72	AB241072	54.20 L
DT175	74 - 81	AB241072	54.20 L
IT175	77 - 81	AB241073	39.88 L
IT175	82 - 83	AB241072	54.20 L
MX175	74 - 81	AB241072	54.20 L
TY175	75 - 76	AB241072	54.20 L
YZ175	76	AB241073	39.88 L
IT200	84 - 86	AB241064	69.51 L
WR200	92	AB241065	69.51 L
DT250	74 - 76		133209 21.44 L
DT250	77 - 79	AB241026	62.77 L 133209 21.44 L
IT250	77 - 83	AB241026	62.77 L 133209 21.44 L
MX250	75	AB241026	62.77 L 133209 21.44 L
TTR250	99 - 06	AB241033	51.20 L
TY250	74 - 77	AB241026	62.77 L 133209 21.44 L
WR250	91 - 97	AB241027	61.44 L 133205 19.26 L
YZ250	76 - 87	AB241026	62.77 L 133209 21.44 L
YZ250	88 - 97	AB241027	61.44 L 133205 19.26 L
YZ250	98	AB241028	62.77 L
YZ250	99 - 00	AB241028	62.77 L 133204 18.00 L
YZ250	01 - 16	AB241029	63.80 L 133203 17.29 L
YZ250X	16	AB241029	63.80 L 133203 17.29 L
TT350	86 - 87	AB241042	49.91 L
TY350	85 - 86	AB241026	62.77 L

MODEL	YEARS	CRANK SHAFT BEARING KIT	CRANK SHAFT SEAL ONLY KIT
<b>YAMAHA CONTINUED</b>			
XT350	85 - 00	AB241042	49.91 L
DT400	75 - 78	AB241066	56.28 L 133209 21.44 L
IT400	76 - 79	AB241066	56.28 L 133209 21.44 L
MX400	75	AB241066	56.28 L 133209 21.44 L
YZ400	76 - 79	AB241066	56.28 L 133209 21.44 L
IT425	80	AB241066	56.28 L 133209 21.44 L
IT465	81 - 82	AB241066	56.28 L 133209 21.44 L
YZ465	80 - 81	AB241066	56.28 L 133209 21.44 L
IT490	83 - 84	AB241066	56.28 L 133209 21.44 L
YZ490	82 - 90	AB241066	56.28 L 133209 21.44 L
TT500	76 - 81	AB241058	56.88 L
WR500	92 - 93	AB241066	56.28 L 133209 21.44 L
XT500	76 - 82	AB241058	56.88 L
XT550	82	AB241058	56.88 L

## COUNTERSHAFT SEAL KIT



Includes 4 O-rings, 1 bushing, 1 snap ring, and 1 seal

MODEL	YEARS	MFG#	COUNTER SHAFT SEAL KIT
<b>HONDA</b>			
CR125R	86 - 03	25-4010	132594 15.89 L
CR125R	04 - 07	25-4009	132592 15.56 L
CR250R	88 - 07	25-4008	132590 15.09 L
CRF250R	04 - 16	25-4009	132592 15.56 L
CRF250X	04 - 15	25-4009	132592 15.56 L
CRF450R	02 - 16	25-4008	132590 15.09 L
CRF450X	05 - 15	25-4008	132590 15.09 L
CR500R	88 - 01	25-4008	132590 15.09 L
<b>HUSABERG</b>			
FE250	13	25-4001	132576 19.64 L
FE250	14	25-4003	132580 17.42 L
TE250	11 - 14	25-4003	132580 17.42 L
TE300	11 - 14	25-4003	132580 17.42 L
FE350	13 - 14	25-4001	132576 19.64 L
390FE	10 - 11	25-4001	132576 19.64 L
450FE	09 - 11	25-4001	132576 19.64 L
450FX	10 - 11	25-4001	132576 19.64 L
FE450	14	25-4001	132576 19.64 L
FE501	13 - 14	25-4001	132576 19.64 L
570FE	09 - 11	25-4001	132576 19.64 L
570FS	10 - 11	25-4001	132576 19.64 L
<b>HUSQVARNA</b>			
TC 85	14 - 15	25-4005	132584 16.94 L
TC 125	14 - 15	25-4001	132576 19.64 L
TE 125	15	25-4001	132576 19.64 L
FC 250	14 - 15	25-4001	132576 19.64 L
FE 250	14 - 15	25-4001	132576 19.64 L
TC 250	14 - 15	25-4003	132580 17.42 L
TE 250	14 - 15	25-4003	132580 17.42 L
TE 300	14 - 15	25-4003	132580 17.42 L
FC 350	14 - 15	25-4001	132576 19.64 L
FE 350	14 - 15	25-4001	132576 19.64 L
FE 350S	15	25-4001	132576 19.64 L
FC 450	14 - 15	25-4001	132576 19.64 L
FE 450	14	25-4001	132576 19.64 L
FE 501	14 - 15	25-4001	132576 19.64 L
FE 501S	15	25-4001	132576 19.64 L
<b>KAWASKI</b>			
KX60	83 - 03	25-4018	132608 15.56 L
KX65	00 - 04	25-4018	132608 15.56 L





## COUNTERSHAFT SEAL KIT

MODEL	YEARS	MFG#	COUNTER SHAFT SEAL KIT		
<b>KAWASAKI CONTINUED</b>					
KX65	05 - 15	25-4017	<b>132606</b>	<b>15.89</b>	L
KX80	83 - 00	25-4018	<b>132608</b>	<b>15.56</b>	L
KX80 BIG WHEEL	92 - 94	25-4018	<b>132608</b>	<b>15.56</b>	L
KX85	01 - 04	25-4018	<b>132608</b>	<b>15.56</b>	L
KX85	05 - 15	25-4017	<b>132606</b>	<b>15.89</b>	L
KX100	95 - 04	25-4018	<b>132608</b>	<b>15.56</b>	L
KX100	05 - 15	25-4017	<b>132606</b>	<b>15.89</b>	L
KX125	94 - 05	25-4016	<b>132604</b>	<b>17.09</b>	L
KDX200	89 - 06	25-4036	<b>133941</b>	<b>19.95</b>	L
KDX220	97 - 05	25-4036	<b>133941</b>	<b>19.95</b>	L
KDX250	91 - 94	25-4015	<b>132602</b>	<b>20.72</b>	L
KLX250R	94 - 96	25-4038	<b>133942</b>	<b>19.95</b>	L
KLX250S	06 - 14	25-4040	<b>133943</b>	<b>19.95</b>	L
KLX250SF	09 - 10	25-4040	<b>133943</b>	<b>19.95</b>	L
KX250	91 - 07	25-4015	<b>132602</b>	<b>20.72</b>	L
KX250F	04 - 05	25-4013	<b>132600</b>	<b>15.89</b>	L
KX250F	06 - 13	25-4012	<b>132598</b>	<b>20.05</b>	L
KX250F	14 - 16	25-4035	<b>133253</b>	<b>14.94</b>	L
KLX300(R)	97 - 02	25-4038	<b>133942</b>	<b>19.95</b>	L
KLX300(R)	03 - 07	25-4037	<b>133944</b>	<b>19.95</b>	L
KLX450R	08 - 09	25-4011	<b>132596</b>	<b>19.76</b>	L
KX450F	06 - 16	25-4011		<b>\$0.00</b>	0
KX500	88 - 04	25-4043	<b>133945</b>	<b>19.95</b>	L
KL650 A (KLR)	97 - 07	25-4039	<b>133946</b>	<b>19.95</b>	L
KL650 E (KLR)	08 - 14	25-4039	<b>133946</b>	<b>19.95</b>	L
KLX650R	93 - 96	25-4039	<b>133946</b>	<b>19.95</b>	L
<b>KTM</b>					
SX 60	98 - 00	25-4007	<b>132588</b>	<b>19.02</b>	L
SX 65	98 - 08	25-4007	<b>132588</b>	<b>19.02</b>	L
SX 65	09 - 16	25-4006	<b>132586</b>	<b>15.89</b>	L
SXS 65	13 - 14	25-4006	<b>132586</b>	<b>15.89</b>	L
XC 65	08	25-4007	<b>132588</b>	<b>19.02</b>	L
XC 65	09	25-4006	<b>132586</b>	<b>15.89</b>	L
SX 85	03 - 16	25-4005	<b>132584</b>	<b>16.94</b>	L
SXS 85	13 - 14	25-4005	<b>132584</b>	<b>16.94</b>	L
XC 85	08 - 09	25-4005	<b>132584</b>	<b>16.94</b>	L
SX 105	06 - 11	25-4005	<b>132584</b>	<b>16.94</b>	L
XC 105	08 - 09	25-4005	<b>132584</b>	<b>16.94</b>	L
SX 125	98 - 15	25-4001	<b>132576</b>	<b>19.64</b>	L
SX 125	16	25-4045	<b>133947</b>	<b>19.95</b>	L
SXS 125	04	25-4001	<b>132576</b>	<b>19.64</b>	L
SX 144	07 - 08	25-4001	<b>132576</b>	<b>19.64</b>	L
SX 150	09 - 15	25-4001	<b>132576</b>	<b>19.64</b>	L
SX 150	16	25-4045	<b>133947</b>	<b>19.95</b>	L
XC 150	10 - 14	25-4001	<b>132576</b>	<b>19.64</b>	L
EGS 200	98 - 99	25-4004	<b>132582</b>	<b>26.53</b>	L
EXC 200	98 - 05	25-4001	<b>132276</b>	<b>18.95</b>	L
MXC 200	98 - 03	25-4001	<b>132576</b>	<b>19.64</b>	L
SX 200	00 - 04	25-4001	<b>132576</b>	<b>19.64</b>	L
XC 200	06 - 09	25-4001	<b>132576</b>	<b>19.64</b>	L
XC-W 200	06 - 16	25-4001	<b>132576</b>	<b>19.64</b>	L
250 SX-F FACTORY EDITION	15	25-4001	<b>132576</b>	<b>19.64</b>	L
EGS 250	94 - 99	25-4004	<b>132582</b>	<b>26.53</b>	L
EXC 250	94 - 03	25-4004	<b>132582</b>	<b>26.53</b>	L
EXC 250	04 - 05	25-4003	<b>132580</b>	<b>17.42</b>	L
EXC-G 250	02 - 05	25-4001	<b>132576</b>	<b>19.64</b>	L
RACING FREERIDE 250 R	15 - 16	25-4003	<b>132580</b>	<b>17.42</b>	L
MXC 250	98 - 01	25-4004	<b>132582</b>	<b>26.53</b>	L
SX 250	94 - 02	25-4004	<b>132582</b>	<b>26.53</b>	L

MODEL	YEARS	MFG#	COUNTER SHAFT SEAL KIT		
<b>KTM CONTINUED</b>					
SX 250	03 - 16	25-4003	<b>132582</b>	<b>26.53</b>	L
SX-F 250	05 - 16	25-4001	<b>132580</b>	<b>17.42</b>	L
SXS 250	01	25-4004	<b>132576</b>	<b>19.64</b>	L
SXS 250	03 - 04	25-4003	<b>132582</b>	<b>26.53</b>	L
XC-F 250	07 - 16	25-4001	<b>132576</b>	<b>19.64</b>	L
XC-FW 250	07 - 16	25-4001	<b>132576</b>	<b>19.64</b>	L
XC-W 250	06 - 16	25-4003	<b>132580</b>	<b>17.42</b>	L
EGS 300	94 - 99	25-4004	<b>132582</b>	<b>26.53</b>	L
EXC 300	94 - 03	25-4004	<b>132582</b>	<b>26.53</b>	L
EXC 300	04 - 05	25-4003	<b>132580</b>	<b>17.42</b>	L
MXC 300	94 - 03	25-4004	<b>132582</b>	<b>26.53</b>	L
MXC 300	04 - 05	25-4003	<b>132580</b>	<b>17.42</b>	L
SX 300	94	25-4004	<b>132582</b>	<b>26.53</b>	L
XC 300	06 - 16	25-4003	<b>132580</b>	<b>17.42</b>	L
XC-W 300	06 - 16	25-4003	<b>132580</b>	<b>17.42</b>	L
XC-W 300 SIX DAYS	15	25-4003	<b>132580</b>	<b>17.42</b>	L
EXC-F 350	13 - 16	25-4001	<b>132576</b>	<b>19.64</b>	L
SX-F 350	11 - 16	25-4001	<b>132576</b>	<b>19.64</b>	L
XC-F 350	11 - 16	25-4001	<b>132576</b>	<b>19.64</b>	L
XC-FW 350	12 - 16	25-4001	<b>132576</b>	<b>19.64</b>	L
XC-FW 350 SIX DAYS	15	25-4001	<b>132576</b>	<b>19.64</b>	L
EGS 360	96 - 97	25-4004	<b>132582</b>	<b>26.53</b>	L
EXC 360	96 - 97	25-4004	<b>132582</b>	<b>26.53</b>	L
MXC 360	96 - 97	25-4004	<b>132582</b>	<b>26.53</b>	L
SX 360	96 - 97	25-4004	<b>132582</b>	<b>26.53</b>	L
EGS 380	98 - 99	25-4004	<b>132582</b>	<b>26.53</b>	L
EXC 380	98 - 02	25-4004	<b>132582</b>	<b>26.53</b>	L
MXC 380	98 - 01	25-4004	<b>132582</b>	<b>26.53</b>	L
SX 380	98 - 02	25-4004	<b>132582</b>	<b>26.53</b>	L
EXC 400	00 - 02	25-4001	<b>132576</b>	<b>19.64</b>	L
EXC-G 400	04 - 06	25-4001	<b>132576</b>	<b>19.64</b>	L
MXC 400	01 - 02	25-4001	<b>132576</b>	<b>19.64</b>	L
SX 400	00 - 02	25-4001	<b>132576</b>	<b>19.64</b>	L
XC-W 400	07 - 10	25-4001	<b>132576</b>	<b>19.64</b>	L
450 SX-F FACTORY EDITION	15	25-4001	<b>132576</b>	<b>19.64</b>	L
EXC 450	03 - 11	25-4001	<b>132576</b>	<b>19.64</b>	L
EXC-G 450	04 - 07	25-4001	<b>132576</b>	<b>19.64</b>	L
EXC-R 450	08	25-4001	<b>132576</b>	<b>19.64</b>	L
MXC-G 450	03 - 05	25-4001	<b>132576</b>	<b>19.64</b>	L
SMR 450	05 - 07	25-4001	<b>132576</b>	<b>19.64</b>	L
SMS 450	04	25-4001	<b>132576</b>	<b>19.64</b>	L
SX 450	03 - 06	25-4001	<b>132578</b>	<b>15.89</b>	L
SX-F 450	07 - 12	25-4002	<b>132576</b>	<b>19.64</b>	L
SX-F 450	13 - 16	25-4001	<b>132576</b>	<b>19.64</b>	L
SXS 450	03 - 04	25-4001	<b>132576</b>	<b>19.64</b>	L
XC 450	04 - 07	25-4001	<b>132576</b>	<b>19.64</b>	L
XC-F 450	08 - 09	25-4002	<b>132578</b>	<b>15.89</b>	L
XC-F 450	13 - 16	25-4001	<b>132576</b>	<b>19.64</b>	L
XCR-W 450	08	25-4001	<b>132576</b>	<b>19.64</b>	L
XC-W 450	07 - 16	25-4001	<b>132576</b>	<b>19.64</b>	L
EXC 500	12 - 16	25-4001	<b>132576</b>	<b>19.64</b>	L
EXC 500 SIX DAYS	16	25-4001	<b>132576</b>	<b>19.64</b>	L
XC-W 500	12 - 16	25-4001	<b>132576</b>	<b>19.64</b>	L
SX-F 505	08	25-4002	<b>132578</b>	<b>15.89</b>	L
XC-F 505	08 - 09	25-4002	<b>132578</b>	<b>15.89</b>	L
EXC 520	00 - 02	25-4001	<b>132576</b>	<b>19.64</b>	L
MXC 520	01 - 02	25-4001	<b>132576</b>	<b>19.64</b>	L
SX 520	00 - 02	25-4001	<b>132576</b>	<b>19.64</b>	L

- accessories
- body
- handlebar & grips
- cables & levers
- exhaust
- engine**
- fuel & intake
- electrical & ignition
- clutch
- drive
- bearings
- brakes
- steering & suspension
- tires
- tools & shop



## COUNTERSHAFT SEAL KIT

- accessories
- body
- handlebar & grips
- cables & levers
- exhaust
- engine**
- fuel & intake
- electrical & ignition
- clutch
- drive
- bearings
- brakes
- steering & suspension
- tires
- tools & shop

MODEL	YEARS	MFG#	COUNTER SHAFT SEAL KIT		
<b>KTM</b>					
MXC-G 525	03 - 05	25-4001	<b>132576</b>	<b>19.64</b>	L
SMR 525	05	25-4001	<b>132576</b>	<b>19.64</b>	L
SX 525	03 - 06	25-4001	<b>132576</b>	<b>19.64</b>	L
XC 525	06 - 07	25-4001	<b>132576</b>	<b>19.64</b>	L
XC-W 525	07	25-4001	<b>132576</b>	<b>19.64</b>	L
EXC 530	10 - 11	25-4001	<b>132576</b>	<b>19.64</b>	L
EXC-R 530	08 - 09	25-4001	<b>132576</b>	<b>19.64</b>	L
XCR-W 530	08	25-4001	<b>132576</b>	<b>19.64</b>	L
XC-W 530	09 - 11	25-4001	<b>132576</b>	<b>19.64</b>	L
SXS 540	01	25-4001	<b>132576</b>	<b>19.64</b>	L
<b>SUZUKI</b>					
RM65	03 - 05	25-4018	<b>132608</b>	<b>15.56</b>	L
RM125	92 - 03	25-4029	<b>132630</b>	<b>16.96</b>	L
RM125	04 - 08	25-4026	<b>132624</b>	<b>15.56</b>	L
RM250	89 - 02	25-4027	<b>132626</b>	<b>15.89</b>	L
RM250	03 - 08	25-4028	<b>132628</b>	<b>15.89</b>	L
RMX250	89 - 99	25-4027	<b>132626</b>	<b>15.89</b>	L
RMZ250	04 - 06	25-4013	<b>132600</b>	<b>15.89</b>	L
RMZ250	07 - 12	25-4026	<b>132624</b>	<b>15.56</b>	L
RMZ250	13 - 15	25-4028	<b>132628</b>	<b>15.89</b>	L
DRZ400E	00 - 07	25-4025	<b>132622</b>	<b>15.56</b>	L
DRZ400K	00 - 03	25-4025	<b>132622</b>	<b>15.56</b>	L
DRZ400S	00 - 15	25-4025	<b>132622</b>	<b>15.56</b>	L
DRZ400SM	05 - 15	25-4025	<b>132622</b>	<b>15.56</b>	L
RMX450	10 - 11	25-4030	<b>132632</b>	<b>16.60</b>	L
RMZ450	05 - 15	25-4030	<b>132632</b>	<b>16.60</b>	L

MODEL	YEARS	MFG#	COUNTER SHAFT SEAL KIT		
<b>YAMAHA</b>					
YZ85	02 - 16	25-4024	<b>132620</b>	<b>15.56</b>	L
YZ125	87 - 04	25-4024	<b>132620</b>	<b>15.56</b>	L
YZ125	05 - 16	25-4023	<b>132618</b>	<b>15.56</b>	L
WR250	91 - 97	25-4022	<b>132616</b>	<b>15.89</b>	L
WR250F	01 - 14	25-4020	<b>132612</b>	<b>15.56</b>	L
WR250F	15	25-4044	<b>133948</b>	<b>19.95</b>	L
YZ250	78 - 98	25-4022	<b>132626</b>	<b>15.89</b>	L
YZ250	99 - 16	25-4021	<b>132614</b>	<b>18.27</b>	L
YZ250F	01 - 13	25-4020	<b>132612</b>	<b>15.56</b>	L
YZ250F	14 - 16	25-4044	<b>133948</b>	<b>19.95</b>	L
YZ250FX	15	25-4044	<b>133948</b>	<b>19.95</b>	L
YZ250X	16	25-4021	<b>132614</b>	<b>18.27</b>	L
WR400F	98 - 00	25-4019	<b>132610</b>	<b>16.89</b>	L
YZ400F	98 - 99	25-4019	<b>132610</b>	<b>16.89</b>	L
WR426F	01 - 02	25-4019	<b>132610</b>	<b>16.89</b>	L
YZ426F	00 - 02	25-4019	<b>132610</b>	<b>16.89</b>	L
WR450F	03 - 15	25-4019	<b>132610</b>	<b>16.89</b>	L
YZ450F	03 - 16	25-4019	<b>132610</b>	<b>16.89</b>	L



## GASKET SETS

### TOP END GASKET SETS

These sets include the head, base and upper end gaskets. These sets are designed for piston replacement.



### COMPLETE GASKET SETS

These sets include all gaskets necessary to rebuild the engine and transmission. Seals not included.



### OIL SEAL SETS

These sets include all oil seals necessary to rebuild the engine and transmission including output shaft, water pump, clutch, shift and starter seals.



MODEL	YEARS	TOP END GASKET KIT	COMPLETE GASKET KIT	COMPLETE GASKET KIT WITH OIL SEALS	ENGINE OIL SEAL KIT	WATER PUMP REBUILD KIT	MECHANICAL WATER PUMP SEAL
<b>HONDA</b>							
CRF50F	04 - 15	810209 19.95 L	808209 42.95 L	837231 61.95 L	822212 18.95 L		
XR50R	00 - 03	810209 19.95 L	808209 42.95 L	837231 61.95 L	822212 18.95 L		
Z-50R	88 - 99	810209 19.95 L	808209 42.95 L	837231 61.95 L	822212 18.95 L		
CRF70F	04 - 12	810210 19.95 L	808210 42.95 L	837232 61.95 L	822212 18.95 L		
CT70 TRAIL	91 - 93				822212 18.95 L		
CT70 TRAIL	94	810210 19.95 L	808210 42.95 L	837232 61.95 L	822212 18.95 L		
XR70R	97 - 03	810210 19.95 L	808210 42.95 L	837232 61.95 L	822212 18.95 L		
CR80	80 - 82	810200 6.95 L					
CR80	83	810201 11.95 L					
CR80	84	810202 11.95 L					
CR80R	85	810203 13.95 L	808203 37.95 L	837226 54.95 L	822105 16.95 L	837955 46.00 L	
CR80R	86 - 91	810205 15.95 L	808205 44.95 L	837227 66.95 L	822181 20.95 L	837955 46.00 L	
CR80R	92 - 02	810206 17.95 L	808206 44.95 L	837228 66.95 L	822181 20.95 L	837955 46.00 L	
CR80RB	97 - 02	810206 17.95 L	808206 44.95 L	837228 66.95 L	822181 20.95 L	837955 46.00 L	
CRF80F	04 - 13	810208 26.95 L	808208 48.95 L	837230 63.95 L	822162 13.95 L		
XL80S	80 - 85	810207 16.95 L	808207 48.95 L	837229 63.95 L	822162 13.95 L		
XR80	79 - 84	810207 16.95 L	808207 48.95 L	837229 63.95 L	822162 13.95 L		
XR80R	85 - 91	810207 16.95 L	808207 48.95 L	837229 63.95 L	822162 13.95 L		
XR80R	92		808208 48.95 L				
XR80R	93 - 03	810208 26.95 L	808208 48.95 L	837230 63.95 L	822162 13.95 L		
CR85R/RB	03 - 04	810211 17.95 L	808211 44.95 L	837233 66.95 L	822181 20.95 L	837955 46.00 L	
CR85R/RB	05 - 07	810212 21.95 L	808212 50.95 L	837234 68.95 L	822181 20.95 L	837955 46.00 L	
CRF100F	04 - 13	810221 16.95 L	808221 48.95 L	837237 64.95 L	822163 14.95 L		
XR100R	85 - 91	810220 16.95 L	808220 48.95 L	837236 64.95 L	822163 14.95 L		
XR100R	92 - 03	810221 16.95 L	808221 48.95 L	837237 64.95 L	822163 14.95 L		
CR125R	83	810230 12.95 L					
CR125R	84 - 85	810231 32.95 L	808231 44.95 L	837239 63.95 L	822106 18.95 L	837956 39.00 L	
CR125R	86	810232 15.95 L	808232 46.95 L	837240 66.95 L	822283 18.95 L	837956 39.00 L	
CR125R	87	810245 30.95 L	808245 46.95 L	837252 68.95 L	822107 20.95 L	837957 42.00 L	
CR125R	88 - 89	810233 30.95 L	808233 46.95 L	837241 68.95 L	822107 20.95 L	837957 42.00 L	
CR125R	90 - 97	810235 30.95 L	808235 46.95 L	837242 68.95 L	822107 20.95 L	837958 42.00 L	
CR125R	98 - 99	810236 30.95 L	808236 50.95 L	837243 72.95 L	822107 20.95 L	837958 42.00 L	
CR125R	00	810237 30.95 L	808247 50.95 L	837253 72.95 L	822107 20.95 L	837958 42.00 L	
CR125R	01 - 02	810237 30.95 L	808237 50.95 L	837244 72.95 L	822107 20.95 L	837958 42.00 L	
CR125R	03	810239 31.95 L	808239 54.95 L	837246 81.95 L	822265 26.95 L	837958 42.00 L	
CR125R	04	810243 31.95 L	808243 55.95 L	837250 83.95 L	822270 26.95 L	837958 42.00 L	
CR125R	05 - 07	810244 33.95 L	808244 58.95 L	837251 88.95 L	822271 28.95 L	837959 38.00 L	
CR125R 57.5MM OB	05 - 07	837929 35.72 L					
XL125	76 - 85	810225 26.95 L					
CRF150F	03 - 05	810238 50.95 L		837245 91.95 L	822179 15.95 L		
CRF150F	06 - 15	810248 35.95 L	808248 52.95 L	837254 63.95 L	822331 9.95 L		
CRF150F	16				822331 9.95 L		
CRF150R/RB	07 - 16	810213 61.95 L	808213 111.95 L	837235 157.95 L	822332 43.95 L	837960 31.00 L	
CTX200	02 - 11	837928 50.29 L	837927 73.23 L				

- accessories
- body
- handlebar & grips
- cables & levers
- exhaust
- engine**
- fuel & intake
- electrical & ignition
- clutch
- drive
- bearings
- brakes
- steering & suspension
- tires
- tools & shop



## WINDEROSA GASKET SETS CONTINUED

MODEL	YEARS	TOP END GASKET KIT	COMPLETE GASKET KIT	COMPLETE GASKET KIT WITH OIL SEALS	ENGINE OIL SEAL KIT	WATER PUMP REBUILD KIT	MECHANICAL WATER PUMP SEAL
<b>HONDA CONTINUED</b>							
TLR200 REFLEX	86 - 87	810240 28.95 L			822289 21.95 L		
XR200R	86 - 91	810240 28.95 L	808240 61.95 L	837247 84.95 L	822289 21.95 L		
XR200R	93 - 02	810241 28.95 L	808241 61.95 L	837248 84.95 L	822289 21.95 L		
CRF230F	03 - 16	810242 50.95 L	808242 73.95 L	837249 88.95 L	822180 12.95 L		
CRF230L	08 - 09	810242 50.95 L	808229 79.95 L	837238 93.95 L	822180 12.95 L		
CRF230M	09	810242 50.95 L	808229 79.95 L	837238 93.95 L	822180 12.95 L		
CR250R	78 - 80	810249 27.95 L					
CR250R	81 - 82	810250 15.95 L					
CR250R	83	810251 12.95 L					
CR250R	84	810252 14.95 L	808252 40.95 L	837255 61.95 L	822108 20.95 L		
CR250R	85	810253 15.95 L	808253 48.95 L	837256 73.95 L	822109 22.95 L		
CR250R	86	810254 15.95 L	808254 48.95 L	837257 73.95 L	822109 22.95 L		
CR250R	87	810255 17.95 L	808255 55.95 L	837258 79.95 L	822109 22.95 L		
CR250R	88	810256 30.95 L	808256 55.95 L	837259 76.95 L	822110 19.95 L		
CR250R	89 - 91	810257 22.95 L	808257 55.95 L	837260 76.95 L	822110 19.95 L		
CR250R	92 - 01	810259 30.95 L	808259 58.95 L	837262 79.95 L	822111 19.95 L	837961 33.00 L	
CR250R	02 - 04	810261 31.95 L	808261 58.95 L	837264 81.95 L	822177 21.95 L	837962 30.00 L	
CR250R	05 - 07	810264 35.95 L	808264 64.95 L	837267 91.95 L	822268 26.95 L	837962 30.00 L	
CR250R 0.01" METAL HEAD GASKET	89 - 91	810260 22.95 L	808260 55.95 L	837263 76.95 L	822110 19.95 L		
CRF250R	04 - 07	810262 58.95 L	808262 113.95 L	837265 162.95 L	822248 41.95 L	837963 30.00 L	
CRF250R	08 - 09	810268 58.95 L	808268 113.95 L	837271 162.95 L	822248 41.95 L	837963 30.00 L	
CRF250R	10 - 16	810285 58.95 L	808285 113.95 L	837279 162.95 L	822357 40.95 L	837964 47.00 L	839044 19.95 L
CRF250R 81MM OB	04 - 07	837926 56.17 L					
CRF250X	04 - 15	810262 58.95 L	808262 113.95 L	837265 162.95 L	822248 41.95 L	837963 30.00 L	
CRF250X 81MM OB	04 - 13	837926 56.17 L					
XR250L	91 - 96	810258 53.95 L	808258 81.95 L	837261 104.95 L	822219 21.95 L		
XR250R	86 - 95	810258 53.95 L	808258 81.95 L	837261 104.95 L	822219 21.95 L		
XR250R	96 - 04	810263 53.95 L	808263 81.95 L	837266 107.95 L	822220 24.95 L		
XR400R	96 - 98	810265 36.95 L	808265 60.95 L	837268 84.95 L	822160 22.95 L		
XR400R	99 - 04	810265 36.95 L	808265 60.95 L	837269 84.95 L	822161 22.95 L		
CR450R	81	810270 15.95 L					
CRF450R	02 - 06	810267 58.95 L	808267 119.95 L	837270 160.95 L	822178 41.95 L	837965 29.00 L	
CRF450R	07 - 08	810278 71.95 L	808278 131.95 L	837275 175.95 L	822330 44.95 L	837965 29.00 L	
CRF450R	09 - 16	810284 71.95 L	808284 131.95 L	837278 175.95 L	822352 41.95 L	837966 43.00 L	839044 19.95 L
CRF450X	05 - 15	810276 71.95 L	808276 131.95 L	837274 175.95 L	822315 41.95 L	837967 51.00 L	839045 23.95 L
CRF450X 99MM OB	05 - 14	837923 76.27 L					
CR480R	82 - 83	810270 15.95 L					
CR500R	84	810271 15.95 L					
CR500R	85 - 88	810272 25.95 L	808272 58.95 L	837272 85.95 L	822182 25.95 L	837968 40.00 L	
CR500R	89 - 01	810273 30.95 L	808273 61.95 L	837273 82.95 L	822110 19.95 L	837968 40.00 L	
XR600R	85 - 00	810280 47.95 L	808280 81.95 L	837276 105.95 L	822164 22.95 L		
XR650L	93 - 15	810281 47.95 L	808281 81.95 L	837277 105.95 L	822165 22.95 L		
<b>HUSABERG</b>							
TE250	11 - 14	810333 32.95 L	808334 60.95 L	837301 74.95 L	822269 24.95 L		
TE300	11 - 14	810335 26.95 L	808335 54.95 L	837311 80.95 L	822269 24.95 L		
450FE	09 - 11	837911 66.52 L					
450FX	10 - 11	837911 66.52 L					
<b>HUSQVARNA</b>							
TC 85	14 - 15	837919 21.83 L	837917 48.88 L	837918 86.37 L	822264 37.95 L	837969 46.00 L	
TC 125	14 - 15	810330 32.95 L	808330 60.95 L	837288 74.95 L	822187 24.95 L	837970 38.00 L	
TE 125	15	810330 32.95 L	808330 60.95 L	837288 74.95 L	822187 24.95 L	837970 38.00 L	
FC 250	14 - 15	839338 62.72 L				837971 28.00 L	
FE 250	14 - 15	839338 62.72 L	839347 97.82 L	839349 137.69 L	839375 34.00 L	837971 28.00 L	
TC 250	14 - 15	810333 32.95 L	808333 60.95 L	837309 85.95 L	822269 24.95 L	837972 36.00 L	
TE 250	14 - 15	810333 32.95 L	808334 60.95 L	837301 74.95 L	822269 24.95 L	837972 36.00 L	
TE 300	14 - 15	810335 26.95 L	808335 54.95 L	837311 80.95 L	822269 24.95 L	837972 36.00 L	
FC 350	14 - 15	810339 70.95 L	839348 90.73 L	839364 127.06 L	839375 34.00 L	837971 28.00 L	
FE 350	14	810339 70.95 L	839349 137.69 L	839365 140.15 L	839375 34.00 L	837973 34.00 L	



## WINDEROSA GASKET SETS CONTINUED

MODEL	YEARS	TOP END GASKET KIT	COMPLETE GASKET KIT	COMPLETE GASKET KIT WITH OIL SEALS	ENGINE OIL SEAL KIT	WATER PUMP REBUILD KIT	MECHANICAL WATER PUMP SEAL
<b>HUSQVARNA CONTINUED</b>							
FE 350	15	810339 70.95 L	839350 100.23 L	839365 140.15 L	839375 34.00 L	837973 34.00 L	
FE 350S	15	810339 70.95 L	839350 100.23 L	839365 140.15 L	839375 34.00 L	837973 34.00 L	
FC 450	14 - 15	837915 68.52 L	839351 87.69 L	839366 120.93 L	837914 41.05 L	837974 48.00 L	
FE 450	14	837911 66.52 L	839352 83.99 L	839367 114.78 L	837914 41.05 L	837974 48.00 L	
FE 501	14 - 15	837911 66.52 L	837912 86.37 L	837913 127.42 L	837914 41.05 L	837975 45.00 L	
FE 501S	15	837911 66.52 L	837912 86.37 L	837913 127.42 L	837914 41.05 L	837975 45.00 L	
<b>KAWASAKI</b>							
KDX50	03 - 06	810416 11.95 L	808416 24.95 L	837328 45.95 L	822224 19.95 L		
KX60	85 - 03	810407 15.95 L	808407 26.95 L	837320 41.95 L	822290 13.95 L	837976 37.00 L	
KX60 OB	85 - 03	810413 20.95 L	808413 29.95 L	837325 47.95 L	822290 13.95 L		
KX65	00 - 05	810412 20.95 L	808412 29.95 L	837324 48.95 L	822135 17.95 L	837977 34.00 L	
KX65	06 - 15	810412 20.95 L	808417 40.95 L	837329 57.95 L	822135 17.95 L	837978 34.00 L	
KD80	80 - 87	810400 7.95 L					
KD80	88 - 90	810401 7.95 L					
KX80	83 - 85	810402 12.95 L	808402 28.95 L	837315 43.95 L	822290 13.95 L		
KX80	86 - 87	810403 12.95 L	808403 28.95 L	837316 43.95 L	822290 13.95 L	837979 27.00 L	
KX80	88 - 89	810404 15.95 L	808404 35.95 L	837317 51.95 L	822291 15.95 L	837979 27.00 L	
KX80	90	810406 17.95 L	808406 34.95 L	837319 50.95 L	822291 15.95 L	837979 27.00 L	
KX80	91 - 97	810405 16.95 L	808405 33.95 L	837318 50.95 L	822291 15.95 L	837979 27.00 L	
KX80	98 - 00	810410 16.95 L	808410 41.95 L	837322 61.95 L	822292 18.95 L	837979 27.00 L	
KX80 BIG WHEEL	92 - 94	810405 16.95 L	808405 33.95 L	837318 50.95 L	822291 15.95 L	837979 27.00 L	
KX85	01 - 06	810414 17.95 L	808414 41.95 L	837326 61.95 L	822292 18.95 L	837979 27.00 L	
KX85	07 - 13	810414 17.95 L	808419 44.95 L	837331 64.95 L	822292 18.95 L	837979 27.00 L	
KX85	14 - 15	839339 32.00 L	839353 52.00 L	839368 68.60 L	822292 18.95 L	837979 27.00 L	
KE100	76 - 01	810408 22.95 L					
KX100	95 - 97	810409 22.95 L	808409 38.95 L	837321 54.95 L	822291 15.95 L	837979 27.00 L	
KX100	98 - 05	810411 24.95 L	808411 41.95 L	837323 61.95 L	822292 18.95 L	837979 27.00 L	
KX100	06 - 13	810411 24.95 L	808418 49.95 L	837330 69.95 L	822292 18.95 L	837979 27.00 L	
KX100	14 - 15	839340 32.00 L	839354 52.00 L	839369 68.60 L	822292 18.95 L	837979 27.00 L	
KLX110	02 - 16	810415 31.95 L	808415 47.95 L	837327 64.95 L	822216 15.95 L		
KLX110L	10 - 16	810415 31.95 L	808415 47.95 L	837327 64.95 L	822216 15.95 L		
KLX125	03 - 06	810531 31.95 L	808531 58.95 L	837378 85.95 L	822226 25.95 L		
KLX125L	03 - 06	810531 31.95 L	808531 58.95 L	837378 85.95 L	822226 25.95 L		
KX125	85 - 86	810420 19.95 L	808420 35.95 L	837332 53.95 L	822293 17.95 L		
KX125	87	810421 19.95 L	808421 38.95 L	837333 57.95 L	822293 17.95 L		
KX125	88	810426 23.95 L	808426 48.95 L	837338 70.95 L	822294 20.95 L	837980 44.00 L	
KX125	89	810422 23.95 L	808422 48.95 L	837334 70.95 L	822294 20.95 L	837980 44.00 L	
KX125	90 - 91	810423 29.95 L	808423 44.95 L	837335 68.95 L	822298 22.95 L	837980 44.00 L	
KX125	92 - 93	810424 29.95 L	808424 44.95 L	837336 68.95 L	822298 22.95 L	837981 43.00 L	
KX125	94	810428 29.95 L	808428 44.95 L	837340 68.95 L	822101 22.95 L	837981 43.00 L	
KX125	95 - 97	810425 29.95 L	808425 55.95 L	837337 78.95 L	822101 22.95 L	837982 39.00 L	
KX125	98 - 00	810427 29.95 L	808427 55.95 L	837339 78.95 L	822183 22.95 L	837982 39.00 L	
KX125	01 - 02	810429 30.95 L	808429 60.95 L	837341 84.95 L	822183 22.95 L	837982 39.00 L	
KX125	03 - 05	810430 30.95 L	808430 57.95 L	837342 81.95 L	822183 22.95 L	837983 40.00 L	
KX125 56MM OB	98 - 00	837920 31.82 L			822183 22.95 L		
KDX200	86 - 88	810441 23.95 L	808441 57.95 L	837344 74.95 L	822102 15.95 L		
KDX200	89 - 94	810440 23.95 L	808440 56.95 L	837343 81.95 L	822295 22.95 L	837984 38.00 L	
KDX200	95 - 06	810442 23.95 L		837345 80.95 L	822296 21.95 L	837985 39.00 L	839046 19.95 L
KDX220	97 - 05	810445 23.95 L	808445 57.95 L	837346 80.95 L	822296 21.95 L	837985 39.00 L	839046 19.95 L
KDX250	91 - 94	810454 32.95 L	808458 61.95 L	837355 86.95 L	822287 22.95 L	837986 40.00 L	
KL250 SUPER SHERPA	01 - 04			837356 79.95 L			
KLR250	85 - 05	810459 32.95 L	808459 64.95 L	837356 79.95 L	822136 13.95 L	837987 36.00 L	839047 19.95 L
KLX250R	94 - 96	810460 32.95 L	808460 64.95 L	837357 79.95 L	822137 13.95 L	837988 46.00 L	839046 19.95 L
KLX250S	06 - 14	810460 32.95 L	808460 64.95 L	837357 79.95 L	822137 13.95 L	837988 46.00 L	839046 19.95 L
KLX250SF	09 - 10	810460 32.95 L	808460 64.95 L	837357 79.95 L	822137 13.95 L	837988 46.00 L	839046 19.95 L
KX250	82	810450 15.95 L	808450 37.95 L	837347 51.95 L	822129 12.95 L		
KX250	83 - 84	810451 14.95 L	808451 37.95 L	837348 54.95 L	822281 19.95 L		
KX250	85 - 86	810452 19.95 L	808452 37.95 L	837349 54.95 L	822284 19.95 L		
KX250	87	810453 26.95 L	808453 43.95 L	837350 66.95 L	822285 21.95 L		
KX250	88 - 89	810454 32.95 L	808454 61.95 L	837351 83.95 L	822286 20.95 L	837986 40.00 L	
KX250	90 - 91	810455 32.95 L	808455 61.95 L	837352 83.95 L	822287 22.95 L	837986 40.00 L	
KX250	92	810456 32.95 L	808456 61.95 L	837353 83.95 L	822287 22.95 L	837989 39.00 L	

- accessories
- body
- handlebar & grips
- cables & levers
- exhaust
- engine
- fuel & intake
- electrical & ignition
- clutch
- drive
- bearings
- brakes
- steering & suspension
- tires
- tools & shop



## WINDEROSA GASKET SETS CONTINUED

MODEL	YEARS	TOP END GASKET KIT	COMPLETE GASKET KIT	COMPLETE GASKET KIT WITH OIL SEALS	ENGINE OIL SEAL KIT	WATER PUMP REBUILD KIT	MECHANICAL WATER PUMP SEAL
<b>KAWASAKI CONTINUED</b>							
KX250	93 - 96	810457 32.95 L	808478 61.95 L	837369 88.95 L	822288 25.95 L	837989 39.00 L	
KX250	97 - 03	810457 32.95 L	808457 61.95 L	837354 88.95 L	822288 25.95 L	837990 46.00 L	
KX250	04	810464 32.95 L	808464 61.95 L	837360 86.95 L	822297 22.95 L	837990 46.00 L	
KX250	05 - 07	810465 32.95 L	808465 61.95 L	837361 86.95 L	822257 22.95 L	837991 51.00 L	
KX250F	04 - 05	810463 46.95 L	808463 78.95 L	837359 129.95 L	822223 43.95 L	837992 52.00 L	
KX250F	06 - 08	810463 46.95 L	808463 78.95 L	837362 129.95 L	822316 43.95 L	837992 52.00 L	
KX250F	09 - 16	810481 63.95 L	808481 94.95 L	837371 140.95 L	822316 43.95 L	837993 40.00 L	
KLX300(R)	97 - 07	810461 32.95 L	808461 64.95 L	837358 79.95 L	822137 13.95 L	837988 46.00 L	839046 19.95 L
KLX400R	03 - 04	810585 39.95 L	808585 67.95 L	837406 99.95 L	822193 24.95 L	837994 62.00 L	839047 19.95 L
KLX400SR	03 - 04	810585 39.95 L	808585 67.95 L	837406 99.95 L	822193 24.95 L	837994 62.00 L	839047 19.95 L
KLX450R	08 - 09	810469 65.95 L	808480 113.95 L	837370 146.95 L	822336 24.95 L	837995 45.00 L	
KX450F	06 - 08	810469 65.95 L	808469 113.95 L	837363 146.95 L	822319 24.95 L	837995 45.00 L	
KX450F	09 - 15	810482 65.95 L	808482 121.95 L	837372 154.95 L	822319 24.95 L	837996 45.00 L	
KX500	83 - 84	810471 16.95 L	808471 50.95 L	837365 65.95 L	822299 12.95 L		
KX500	85	810473 38.95 L	808473 52.95 L	837366 68.95 L	822300 15.95 L		
KX500	86 - 87	810474 38.95 L	808474 51.95 L	837367 74.95 L	822301 21.95 L		
KX500	88	810474 38.95 L	808475 51.95 L	837368 72.95 L	822302 20.95 L	837997 37.00 L	
KX500	89 - 04	810470 34.95 L	808470 59.95 L	837364 78.95 L	822104 17.95 L	837997 37.00 L	
KL650 A (KLR)	87 - 07						839047 19.95 L
KL650 B (KLR)	90 - 91						839047 19.95 L
KL650 E (KLR)	08 - 15						839047 19.95 L
KLX650 C	93 - 96						839047 19.95 L
KLX650D1	96						839047 19.95 L
KLX650R	93 - 96						839047 19.95 L
<b>KTM</b>							
50 SX	06 - 07	810312 11.95 L	808312 21.95 L	837290 36.95 L	822222 14.95 L	837998 46.00 L	
50 SX	10 - 11				822347 32.95 L		
50 SX	12 - 16	810337 21.95 L		837313 77.95 L	822347 32.95 L	837999 46.00 L	
50 SXS	11				822347 32.95 L		
50 SXS	12 - 14	810337 21.95 L		837313 77.95 L	822347 32.95 L	837999 46.00 L	
MINI ADV 50	97 - 00	810301 15.95 L	808301 35.95 L	837281 48.95 L	822184 11.95 L		
MINI ADV 50	02 - 07	810314 18.95 L	808314 25.95 L	837291 37.95 L	822246 10.95 L		
SR ADV 50	02 - 07	810314 18.95 L	808314 25.95 L	837291 37.95 L	822246 10.95 L		
SX 50 MINI	08	810312 11.95 L	808312 21.95 L	837290 36.95 L	822222 14.95 L		
SX 50 MINI	09 - 16	810337 21.95 L		837313 77.95 L	822347 32.95 L		
SX PRO JR 50	01	810312 11.95 L	808312 21.95 L	837290 36.95 L	822222 14.95 L		
SX PRO JR 50	02 - 08	810312 11.95 L	808312 21.95 L	837290 36.95 L	822222 14.95 L	837998 46.00 L	
SX PRO JR 50	09	810337 21.95 L		837313 77.95 L	822347 32.95 L	837998 46.00 L	
SX PRO SR 50	02 - 05	810312 11.95 L	808312 21.95 L	837290 36.95 L	822222 14.95 L	837998 46.00 L	
SX 65	98 - 08	810302 21.95 L	808302 49.95 L	837282 74.95 L	822185 24.95 L	839000 51.00 L	
SX 65	09 - 16	810338 23.95 L		837314 83.95 L	822348 32.95 L	839001 46.00 L	
SXS 65	13 - 14	810338 23.95 L		837314 83.95 L	822348 32.95 L	839001 46.00 L	
XC 65	08	810302 21.95 L	808302 49.95 L	837282 74.95 L	822185 24.95 L	839000 51.00 L	
XC 65	09	810338 23.95 L		837314 83.95 L	822348 32.95 L	839001 46.00 L	
SX 85	03 - 12	810315 21.95 L	808315 49.95 L	837292 88.95 L	822264 37.95 L	837969 46.00 L	
SX 85	13 - 16	837919 21.83 L	837917 48.88 L	837918 86.37 L	822264 37.95 L	837969 46.00 L	
SXS 85	13 - 14	837919 21.83 L	837917 48.88 L	837918 86.37 L	822264 37.95 L	837969 46.00 L	
XC 85	08 - 09	810315 21.95 L	808315 49.95 L	837292 88.95 L	822264 37.95 L	837969 46.00 L	
SX 105	06 - 11	810332 29.95 L	808332 59.95 L	837308 98.95 L	822264 37.95 L	837969 46.00 L	
XC 105	08 - 09	810332 29.95 L	808332 59.95 L	837308 98.95 L	822264 37.95 L	837969 46.00 L	
EGS 125	98 - 99				822187 24.95 L		
EXC 125	93 - 97	810303 21.95 L	808303 49.95 L	837283 74.95 L	822186 24.95 L	839002 40.00 L	
EXC 125	98 - 01	810304 21.95 L	808304 49.95 L	837284 74.95 L	822187 24.95 L	837970 38.00 L	
EXC 125	02 - 06	810309 21.95 L	808309 49.95 L	837288 74.95 L	822187 24.95 L	837970 38.00 L	
EXE 125	00 - 01				822187 24.95 L		
SX 125	93 - 97	810303 21.95 L	808303 49.95 L	837283 74.95 L	822186 24.95 L	839002 40.00 L	
SX 125	98 - 01	810304 21.95 L	808304 49.95 L	837284 74.95 L	822187 24.95 L	837970 38.00 L	
SX 125	02 - 06	810309 21.95 L	808309 49.95 L	837288 74.95 L	822187 24.95 L	837970 38.00 L	
SX 125	07 - 15	810330 32.95 L	808330 60.95 L	837288 74.95 L	822187 24.95 L	837970 38.00 L	
SXS 125	04				822187 24.95 L		
SX 144	07 - 08	810330 32.95 L	808330 60.95 L	837306 85.95 L	822187 24.95 L	837970 38.00 L	
SX 150	09 - 15	810330 32.95 L	808330 60.95 L	837306 85.95 L	822187 24.95 L	837970 38.00 L	



## WINDEROSA GASKET SETS CONTINUED

MODEL	YEARS	TOP END GASKET KIT	COMPLETE GASKET KIT	COMPLETE GASKET KIT WITH OIL SEALS	ENGINE OIL SEAL KIT	WATER PUMP REBUILD KIT	MECHANICAL WATER PUMP SEAL
<b>KTM CONTINUED</b>							
XC 150	10 - 14	810330 32.95 L	808330 60.95 L	837306 85.95 L	822187 24.95 L	837970 38.00 L	
EGS 200	98 - 99	810308 21.95 L	808308 49.95 L	837287 74.95 L	822187 24.95 L	837970 38.00 L	
EXC 200	98 - 02	810308 21.95 L	808308 49.95 L	837287 74.95 L	822187 24.95 L	837970 38.00 L	
EXC 200	03 - 05	810319 21.95 L	808319 49.95 L	837296 74.95 L	822187 24.95 L	837970 38.00 L	
MXC 200	98 - 03				822187 24.95 L		
SX 200	00 - 02	810308 21.95 L	808308 49.95 L	837287 74.95 L	822187 24.95 L	837970 38.00 L	
SX 200	03 - 04	810319 21.95 L	808319 49.95 L	837296 74.95 L	822187 24.95 L	837970 38.00 L	
XC 200	06 - 09	810319 21.95 L	808319 49.95 L	837296 74.95 L	822187 24.95 L	837970 38.00 L	
XC-W 200	06 - 15	810319 21.95 L	808319 49.95 L	837296 74.95 L	822187 24.95 L	837970 38.00 L	
XC-W 200	16	810319 21.95 L			822187 24.95 L	837970 38.00 L	
EXC 250	94 - 99	810327 21.95 L	808327 49.95 L	837304 77.95 L	822326 26.95 L	839003 50.00 L	
EXC 250	00 - 03	810300 21.95 L	808300 49.95 L	837280 74.95 L	822190 28.95 L	839003 50.00 L	
EXC 250	04	810323 21.95 L	808323 49.95 L	837300 74.95 L	822269 24.95 L	837972 36.00 L	
EXC 250	05	810324 21.95 L	808324 49.95 L	837301 74.95 L	822269 24.95 L	837972 36.00 L	
EXC-G 250	02 - 05	810316 58.95 L	808316 108.95 L	837293 140.95 L	822274 30.95 L	839004 29.00 L	
<b>RACING</b>							
FREERIDE 250 R	15					837972 36.00 L	
MXC 250	00 - 01	810300 21.95 L	808300 49.95 L	837280 74.95 L	822190 28.95 L	837970 38.00 L	
SX 250	94 - 99	810327 21.95 L	808327 49.95 L	837304 77.95 L	822326 26.95 L	839003 50.00 L	
SX 250	00 - 02	810300 21.95 L	808300 49.95 L	837280 74.95 L	822190 28.95 L	839003 50.00 L	
SX 250	03 - 04	810323 21.95 L	808323 49.95 L	837300 74.95 L	822269 24.95 L	837972 36.00 L	
SX 250	05 - 06	810324 21.95 L	808324 49.95 L	837301 74.95 L	822269 24.95 L	837972 36.00 L	
SX 250	07 - 16	810333 32.95 L	808333 60.95 L	837309 85.95 L	822269 24.95 L	837972 36.00 L	
SX-F 250	05 - 12	810328 63.95 L	808328 105.95 L	837305 138.95 L	822320 30.95 L	839005 22.00 L	
SX-F 250	13 - 15	839338 62.72 L	839358 89.02 L	839370 125.29 L	839375 34.00 L	837971 28.00 L	
SXS 250	01	810300 21.95 L	808300 49.95 L	837280 74.95 L	822190 28.95 L	839003 50.00 L	
SXS 250	03 - 04	810323 21.95 L	808323 49.95 L	837300 74.95 L	822269 24.95 L	837972 36.00 L	
XC 250	06	810324 21.95 L	808324 49.95 L	837301 74.95 L	822269 24.95 L	837972 36.00 L	
XC 250	07	810333 32.95 L	808333 60.95 L	837301 74.95 L	822269 24.95 L	837972 36.00 L	
XC 250	08 - 16	810333 32.95 L	808334 60.95 L	837301 74.95 L	822269 24.95 L	837972 36.00 L	
XC-F 250	07 - 12	810328 63.95 L	808328 105.95 L	837305 138.95 L	822320 30.95 L	839005 22.00 L	
XC-F 250	13 - 15	839338 62.72 L	839358 89.02 L	839370 125.29 L	839375 34.00 L	837971 28.00 L	
XC-FW 250	07 - 13	810328 63.95 L	808328 105.95 L	837305 138.95 L	822320 30.95 L	839005 22.00 L	
XC-FW 250	14 - 16	839338 62.72 L	839347 97.82 L	839349 137.69 L	839375 34.00 L	837973 34.00 L	
XC-W 250	06	810324 21.95 L	808324 49.95 L	837301 74.95 L	822269 24.95 L	837972 36.00 L	
XC-W 250	07	810333 32.95 L	808333 60.95 L	837301 74.95 L	822269 24.95 L	837972 36.00 L	
XC-W 250	08 - 15	810333 32.95 L	808334 60.95 L	837301 74.95 L	822269 24.95 L	837972 36.00 L	
XC-W 250	16	810333 32.95 L			822269 24.95 L	837972 36.00 L	
EXC 300	94 - 03	810306 21.95 L	808306 49.95 L	837285 78.95 L	822192 28.95 L	839003 50.00 L	
EXC 300	04	810325 21.95 L	808325 49.95 L	837302 74.95 L	822269 24.95 L	837972 36.00 L	
EXC 300	05	810326 21.95 L	808326 49.95 L	837303 74.95 L	822269 24.95 L	837972 36.00 L	
MXC 300	94 - 03	810306 21.95 L	808306 49.95 L	837285 78.95 L	822192 28.95 L	839003 50.00 L	
MXC 300	04	810325 21.95 L	808325 49.95 L	837302 74.95 L	822269 24.95 L	837972 36.00 L	
MXC 300	05	810326 21.95 L	808326 49.95 L	837303 74.95 L	822269 24.95 L	837972 36.00 L	
SX 300	94	810306 21.95 L	808306 49.95 L	837285 78.95 L	822192 28.95 L	839003 50.00 L	
XC 300	06 - 07	810326 21.95 L	808326 49.95 L	837303 74.95 L	822269 24.95 L	837972 36.00 L	
XC 300	08 - 15	810335 26.95 L	808335 54.95 L	837311 80.95 L	822269 24.95 L	837972 36.00 L	
XC 300	16	810335 26.95 L			822269 24.95 L	837972 36.00 L	
XC-W 300	06 - 07	810326 21.95 L	808326 49.95 L	837303 74.95 L	822269 24.95 L	837972 36.00 L	
XC-W 300	08 - 15	810335 26.95 L	808335 54.95 L	837311 80.95 L	822269 24.95 L	837972 36.00 L	
XC-W 300	16	810335 26.95 L			822269 24.95 L	837972 36.00 L	
XC-W 300 SIX DAYS	15	810335 26.95 L	808335 54.95 L	837311 80.95 L	822269 24.95 L	837972 36.00 L	
EXC-F 350	13 - 15	810339 70.95 L	808339 95.95 L	837873 139.95 L	822356 40.95 L	837973 34.00 L	
EXC-F 350	16	810339 70.95 L			822356 40.95 L	837973 34.00 L	
SX-F 350	11 - 12	810339 70.95 L	808339 95.95 L	837873 139.95 L	822356 40.95 L	837973 34.00 L	
SX-F 350	13 - 15	810339 70.95 L	839348 90.73 L	839364 127.06 L	839375 34.00 L	837971 28.00 L	
XC-F 350	11 - 12	810339 70.95 L	808339 95.95 L	837873 139.95 L	822356 40.95 L	837973 34.00 L	
XC-F 350	13 - 15	810339 70.95 L	839348 90.73 L	839364 127.06 L	839375 34.00 L	837971 28.00 L	
XC-FW 350	12 - 15	810339 70.95 L	839350 100.23 L	839365 140.15 L	839375 34.00 L	837973 34.00 L	
XC-FW 350	16				839375 34.00 L		

- accessories
- body
- handlebar & grips
- cables & levers
- exhaust
- engine**
- fuel & intake
- electrical & ignition
- clutch
- drive
- bearings
- brakes
- steering & suspension
- tires
- tools & shop



## WINDEROSA GASKET SETS CONTINUED

MODEL	YEARS	TOP END GASKET KIT	COMPLETE GASKET KIT	COMPLETE GASKET KIT WITH OIL SEALS	ENGINE OIL SEAL KIT	WATER PUMP REBUILD KIT	MECHANICAL WATER PUMP SEAL
<b>KTM CONTINUED</b>							
XC-FW 350 SIX DAYS	15	810339 70.95 L			839375 34.00 L		
EXC 360	96 - 97	810307 21.95 L	808307 49.95 L	837286 78.95 L	822192 28.95 L	839003 50.00 L	
MXC 360	96 - 97	810307 21.95 L	808307 49.95 L	837286 78.95 L	822192 28.95 L	839003 50.00 L	
SX 360	96 - 97	810307 21.95 L	808307 49.95 L	837286 78.95 L	822192 28.95 L	839003 50.00 L	
EXC 380	98 - 02	810307 21.95 L	808307 49.95 L	837286 78.95 L	822192 28.95 L	839003 50.00 L	
MXC 380	98 - 01	810307 21.95 L	808307 49.95 L	837286 78.95 L	822192 28.95 L	839003 50.00 L	
SX 380	98 - 02	810307 21.95 L	808307 49.95 L	837286 78.95 L	822192 28.95 L	839003 50.00 L	
EXC 400	00 - 02	810317 73.95 L			822274 30.95 L	839006 25.00 L	
EXC-G 400	04 - 06	810317 73.95 L	808317 124.95 L	837294 156.95 L	822274 30.95 L	839006 25.00 L	
MXC 400	01 - 02	810317 73.95 L	808317 124.95 L	837294 156.95 L	822274 30.95 L	839006 25.00 L	
SX 400	98 - 02	810317 73.95 L	808317 124.95 L	837294 156.95 L	822274 30.95 L	839006 25.00 L	
XC-W 400	07	810317 73.95 L	808317 124.95 L	837294 156.95 L	822274 30.95 L	839006 25.00 L	
XC-W 400	09 - 10	837911 66.52 L	837908 86.37 L	837909 127.42 L	837910 41.05 L	839007 42.00 L	
EXC 450	03 - 07	810317 73.95 L	808317 124.95 L	837294 156.95 L	822274 30.95 L	839006 25.00 L	
EXC 450	09 - 11	837911 66.52 L	837908 86.37 L	837909 127.42 L	837910 41.05 L	839007 42.00 L	
EXC-G 450	04 - 06	810317 73.95 L	808317 124.95 L	837294 156.95 L	822274 30.95 L	839006 25.00 L	
EXC-R 450	08	837911 66.52 L	837908 86.37 L	837909 127.42 L	837910 41.05 L	839007 42.00 L	
MXC-G 450	03 - 04	810318 73.95 L	808318 124.95 L	837295 156.95 L	822274 30.95 L	839004 29.00 L	
MXC-G 450	05	810317 73.95 L	808317 124.95 L	837294 156.95 L	822274 30.95 L	839006 25.00 L	
SMR 450	05 - 07	810318 73.95 L	808318 124.95 L	837295 156.95 L	822274 30.95 L	839004 29.00 L	
SMS 450	04	810317 73.95 L	808317 124.95 L	837294 156.95 L	822274 30.95 L	839006 25.00 L	
SX 450	03 - 06	810318 73.95 L	808318 124.95 L	837295 156.95 L	822274 30.95 L	839004 29.00 L	
SX-F 450	07 - 12	810331 64.95 L	808331 79.95 L	837307 123.95 L	822333 41.95 L	839004 29.00 L	
SX-F 450	13	837915 68.52 L	839352 83.99 L	839367 114.78 L	837914 41.05 L	839008 48.00 L	
SX-F 450	14 - 15	837915 68.52 L	839351 87.69 L	839366 120.93 L	837914 41.05 L	837974 48.00 L	
XC 450	04 - 07	810318 73.95 L	808318 124.95 L	837295 156.95 L	822274 30.95 L	839004 29.00 L	
XC-F 450	08 - 09	810331 64.95 L	808331 79.95 L	837295 156.95 L	822333 41.95 L	839004 29.00 L	
XC-F 450	13	837915 68.52 L	839352 83.99 L	839367 114.78 L	837914 41.05 L	839008 48.00 L	
XC-F 450	14	837915 68.52 L	839351 87.69 L	839366 120.93 L	837914 41.05 L	839008 48.00 L	
XC-F 450	15	837915 68.52 L	839351 87.69 L	839366 120.93 L	837914 41.05 L	837974 48.00 L	
XC-F 450	16				837914 41.05 L		
XCR-W 450	08	837911 66.52 L	837908 86.37 L	837909 127.42 L	837910 41.05 L	839007 42.00 L	
XC-W 450	07	810317 73.95 L	808317 124.95 L	837294 156.95 L	822274 30.95 L	839004 29.00 L	
XC-W 450	08 - 11	837911 66.52 L	837908 86.37 L	837909 127.42 L	837910 41.05 L	839007 42.00 L	
XC-W 450	12 - 13	837911 66.52 L	837912 86.37 L	837913 127.42 L	837914 41.05 L	837975 45.00 L	
XC-W 450	14 - 16	837911 66.52 L	839352 83.99 L	839367 114.78 L	837914 41.05 L	839008 48.00 L	
EXC 500	12 - 15	837911 66.52 L	837912 86.37 L	837913 127.42 L	837914 41.05 L	837975 45.00 L	
EXC 500	16	837911 66.52 L		837913 127.42 L	837914 41.05 L		
XC-W 500	12 - 15	837911 66.52 L	837912 86.37 L	837913 127.42 L	837914 41.05 L	837975 45.00 L	
XC-W 500	16	837911 66.52 L	837912 86.37 L	837913 127.42 L	837914 41.05 L		
SX-F 505	08	810336 69.95 L	808336 85.95 L	837312 128.95 L	822333 41.95 L	839009 32.00 L	
XC-F 505	08 - 09	810336 69.95 L	808336 85.95 L	837312 128.95 L	822333 41.95 L	839009 32.00 L	
EXC 520	00 - 02	810318 73.95 L	808318 124.95 L	837295 156.95 L	822274 30.95 L	839004 29.00 L	
MXC 520	01 - 02	810318 73.95 L	808318 124.95 L	837295 156.95 L	822274 30.95 L	839004 29.00 L	
SX 520	00 - 02	810318 73.95 L	808318 124.95 L	837295 156.95 L	822274 30.95 L	839004 29.00 L	
EXC 525	03 - 07	810318 73.95 L	808318 124.95 L	837295 156.95 L	822274 30.95 L	839004 29.00 L	
MXC-G 525	03 - 05	810318 73.95 L	808318 124.95 L	837295 156.95 L	822274 30.95 L	839004 29.00 L	
SX 525	03 - 06	810318 73.95 L	808318 124.95 L	837295 156.95 L	822274 30.95 L	839004 29.00 L	
XC 525	06 - 07	810318 73.95 L	808318 124.95 L	837295 156.95 L	822274 30.95 L	839004 29.00 L	
XC-W 525	07	810318 73.95 L	808318 124.95 L	837295 156.95 L	822274 30.95 L	839004 29.00 L	
EXC 530	10 - 11	837911 66.52 L	837908 86.37 L	837909 127.42 L	837910 41.05 L	839007 42.00 L	
EXC-R 530	08 - 09	837911 66.52 L	837908 86.37 L	837909 127.42 L	837910 41.05 L	839007 42.00 L	
XCR-W 530	08	837911 66.52 L	837908 86.37 L	837909 127.42 L	837910 41.05 L	839007 42.00 L	
XC-W 530	09 - 11	837911 66.52 L	837908 86.37 L	837909 127.42 L	837910 41.05 L	839007 42.00 L	
<b>MAICO</b>							
MAICO 250	ALL	810320 36.95 L	808320 52.95 L	837297 73.95 L	822121 9.95 L		
MAICO 400	ALL	810321 36.95 L	808321 52.95 L	837298 73.95 L	822121 9.95 L		
MAICO 450	ALL	810322 36.95 L	808322 52.95 L	837299 73.95 L	822121 9.95 L		
<b>SUZUKI</b>							
JR50	78 - 06	810416 11.95 L	808416 24.95 L	837328 45.95 L	822224 19.95 L		
RM60	03	810407 15.95 L	808407 26.95 L	837320 41.95 L	822290 13.95 L	837976 37.00 L	
RM65	03 - 05	810412 20.95 L	808412 29.95 L	837324 48.95 L	822135 17.95 L	837977 34.00 L	
RM80	83 - 85	810500 11.95 L					
RM80	86 - 88	810501 12.95 L					
RM80	89	810502 14.95 L	808502 38.95 L	837373 60.95 L	822303 20.95 L		
RM80	90	810502 14.95 L	808503 38.95 L	837374 60.95 L	822305 20.95 L		
RM80	91 - 01	810504 12.95 L	808504 35.95 L	837375 58.95 L	822123 23.95 L	839010 29.00 L	





## WINDEROSA GASKET SETS CONTINUED

MODEL	YEARS	TOP END GASKET KIT	COMPLETE GASKET KIT	COMPLETE GASKET KIT WITH OIL SEALS	ENGINE OIL SEAL KIT	WATER PUMP REBUILD KIT	MECHANICAL WATER PUMP SEAL
<b>SUZUKI CONTINUED</b>							
RM85	02 - 15	810505 14.95 L	808505 38.95 L	837376 60.95 L	822176 20.95 L	839011 28.00 L	
RM85L	03 - 15	810505 14.95 L	808505 38.95 L	837376 60.95 L	822176 20.95 L	839011 28.00 L	
DR100	83 - 90	810530 19.95 L	808530 36.95 L	837377 50.95 L	822306 13.95 L		
RM100	03	810411 24.95 L	808411 41.95 L	837323 61.95 L	822292 18.95 L	837979 27.00 L	
DRZ110	03 - 05	810415 31.95 L	808415 47.95 L	837327 64.95 L	822216 15.95 L		
DR125	82 - 84	810530 19.95 L	808530 36.95 L	837377 50.95 L	822306 13.95 L		
DR125	86 - 88	810530 19.95 L	808533 39.95 L	837380 65.95 L	822226 25.95 L		
DR125SE	94 - 96	810530 19.95 L	808534 39.95 L	837381 65.95 L	822226 25.95 L		
DR-Z125	03 - 14	810531 31.95 L	808531 58.95 L	837378 85.95 L	822226 25.95 L		
DR-Z125L	03 - 14	810531 31.95 L	808531 58.95 L	837378 85.95 L	822226 25.95 L		
RM125	82 - 83	810540 11.95 L					
RM125	84 - 85	810541 12.95 L					
RM125	86	810542 19.95 L	808542 59.95 L	837382 85.95 L	822130 18.95 L		
RM125	87 - 88	810546 17.95 L	808546 59.95 L	837386 85.95 L	822130 18.95 L		
RM125	89	810543 19.95 L	808543 59.95 L	837383 85.95 L	822321 23.95 L		
RM125	90	810544 15.95 L	808544 59.95 L	837384 85.95 L	822131 21.95 L	839012 40.00 L	
RM125	91	810545 15.95 L	808545 59.95 L	837385 85.95 L	822131 21.95 L	839012 40.00 L	
RM125	92 - 97	810547 19.95 L	808547 59.95 L	837387 87.95 L	822124 21.95 L	839013 43.00 L	
RM125	98 - 00	810548 19.95 L	808548 59.95 L	837388 86.95 L	822125 21.95 L		
RM125	01 - 03	810548 19.95 L	808549 59.95 L	837389 86.95 L	822267 25.95 L	839014 33.00 L	
RM125	04 - 07	810550 20.95 L	808550 62.95 L	837390 89.95 L	822266 25.95 L	839015 33.00 L	
RM125	08	810550 20.95 L			822266 25.95 L	839015 33.00 L	
DR200	86 - 88	810532 31.95 L	808532 58.95 L	837379 85.95 L	822226 25.95 L		
DR200 SE	96 - 15	810532 31.95 L	808532 58.95 L	837379 85.95 L	822226 25.95 L		
DR250	82 - 85	810570 28.95 L					
DRZ250	01 - 07	810588 39.95 L	808588 67.95 L	837409 94.95 L	822245 25.95 L		
RM250	82 - 83	810571 12.95 L					
RM250	84 - 85	810572 12.95 L					
RM250	86	810573 17.95 L					
RM250	87 - 88	810574 19.95 L	808574 63.95 L	837395 89.95 L	822133 24.95 L		
RM250	89	810575 24.95 L	808575 63.95 L	837396 89.95 L	822126 21.95 L		
RM250	90	810576 24.95 L	808576 63.95 L	837397 89.95 L	822126 21.95 L	839016 43.00 L	
RM250	91	810569 29.95 L	808569 67.95 L	837394 94.95 L	822126 21.95 L	839016 43.00 L	
RM250	92 - 93	810577 24.95 L	808577 63.95 L	837398 89.95 L	822126 21.95 L	839016 43.00 L	
RM250	94 - 95	810581 29.95 L	808581 63.95 L	837402 89.95 L	822134 21.95 L	839017 43.00 L	
RM250	96 - 98	810580 29.95 L	808580 63.95 L	837401 89.95 L	822127 24.95 L	839018 28.00 L	
RM250	99 - 00	810582 29.95 L	808582 63.95 L	837403 89.95 L	822127 24.95 L	839018 28.00 L	
RM250	01	810583 29.95 L	808583 63.95 L	837404 89.95 L	822127 24.95 L	839014 33.00 L	
RM250	02	810587 29.95 L	808587 63.95 L	837408 89.95 L	822127 24.95 L	839019 28.00 L	
RM250	03 - 05	810589 34.95 L	808589 74.95 L	837410 104.95 L	822227 28.95 L	839020 29.00 L	
RM250	06 - 08	810593 34.95 L	808593 74.95 L	837414 104.95 L	822317 28.95 L	839020 29.00 L	
RMX250	89	810578 24.95 L	808578 63.95 L		822324 23.95 L		
RMX250	90 - 94	810578 24.95 L	808578 63.95 L		822324 23.95 L	839021 43.00 L	
RMX250	95 - 99	810579 24.95 L	808579 63.95 L	837400 89.95 L	822132 21.95 L	839021 43.00 L	
RMZ250	04 - 06	810463 46.95 L	808463 78.95 L	837359 129.95 L	822223 43.95 L	837992 52.00 L	
RMZ250	07 - 09	810568 50.95 L	808568 89.95 L	837393 137.95 L	822329 39.95 L	839022 22.00 L	
RMZ250	10 - 15	810567 49.95 L	808567 91.95 L	837392 141.95 L	822329 39.95 L	839022 22.00 L	
DR350	90 - 99	810584 36.95 L	808584 61.95 L	837405 82.95 L	822194 22.95 L		
DR350SE	90 - 99	810592 36.95 L	808592 61.95 L	837413 79.95 L	822309 15.95 L		
DRZ400E	00 - 07	810585 39.95 L	808585 67.95 L	837406 99.95 L	822193 24.95 L	837994 62.00 L	839047 19.95 L
DRZ400K	00 - 03	810585 39.95 L	808585 67.95 L	837406 99.95 L	822193 24.95 L	837994 62.00 L	839047 19.95 L
DRZ400S	00 - 15	810585 39.95 L	808585 67.95 L	837406 99.95 L	822193 24.95 L	837994 62.00 L	839047 19.95 L
DRZ400SM	05 - 15	810585 39.95 L	808585 67.95 L	837406 99.95 L	822193 24.95 L	837994 62.00 L	839047 19.95 L
RMX450	10 - 11	810595 62.95 L	808595 119.95 L	837415 159.95 L	822346 31.95 L	839023 32.00 L	
RMZ450	05 - 07	810590 57.95 L	808590 113.95 L	837411 147.95 L	822318 25.95 L	839024 31.00 L	
RMZ450	08 - 15	810595 62.95 L	808595 119.95 L	837415 159.95 L	822346 31.95 L	839023 32.00 L	
RMZ450 OB	05 - 07	837903 59.94 L					
DR650SE	96 - 14	810586 36.95 L	808586 67.95 L	837407 93.95 L	822195 24.95 L		
<b>TM</b>							
MX 250F	02				837854 36.95 L		
<b>YAMAHA</b>							
PW50	90 - 16	810601 14.95 L		837416 46.95 L	822196 14.95 L		
BW80	86 - 90	810615 17.95 L			822197 19.95 L		
PW80	83 - 06	810615 17.95 L	808615 33.95 L	837422 54.95 L	822197 19.95 L		
YZ80	83	810610 12.95 L	808610 31.95 L	837417 53.95 L	822112 20.95 L	839025 40.00 L	
YZ80	84 - 85	810611 12.95 L	808611 31.95 L	837418 53.95 L	822112 20.95 L	839025 40.00 L	
YZ80	86 - 92	810612 12.95 L	808612 31.95 L	837419 53.95 L	822112 20.95 L	839025 40.00 L	

- accessories
- body
- handlebar & grips
- cables & levers
- exhaust
- engine
- fuel & intake
- electrical & ignition
- clutch
- drive
- bearings
- brakes
- steering & suspension
- tires
- tools & shop



## WINDEROSA GASKET SETS CONTINUED

MODEL	YEARS	TOP END GASKET KIT	COMPLETE GASKET KIT	COMPLETE GASKET KIT WITH OIL SEALS	ENGINE OIL SEAL KIT	WATER PUMP REBUILD KIT	MECHANICAL WATER PUMP SEAL
<b>YAMAHA CONTINUED</b>							
YZ80	93 - 01	810613 14.95 L	808613 31.95 L	837420 53.95 L	822113 20.95 L	839026 37.00 L	
YZ85	02 - 16	810614 15.95 L	808614 33.95 L	837421 52.95 L	822173 17.95 L	839027 34.00 L	
TTR90	00 - 07	810616 28.95 L	808616 44.95 L	837423 55.95 L	822272 10.95 L		
TTR90 1ST OVER- BORE	00 - 07	839342 28.80 L					
TTR90 2ND OVER- BORE	00 - 07	839343 28.80 L					
TTR125 DRUM BRAKE	00 - 09	810640 33.95 L	808640 55.95 L	837433 75.95 L	822240 18.95 L		
TTR125L DISC BRAKE	00 - 15	810640 33.95 L	808640 55.95 L	837433 75.95 L	822240 18.95 L		
YZ125	83 - 85	810630 14.95 L					
YZ125	86 - 88	810631 15.95 L	808631 38.95 L	837424 61.95 L	822119 22.95 L	839028 47.00 L	
YZ125	89	810632 15.95 L	808632 38.95 L	837425 61.95 L	822116 22.95 L	839028 47.00 L	
YZ125	90 - 91	810633 15.95 L	808633 38.95 L	837426 61.95 L	822116 22.95 L	839028 47.00 L	
YZ125	92	810634 15.95 L	808634 38.95 L	837427 61.95 L	822116 22.95 L	839028 47.00 L	
YZ125	93	810635 15.95 L	808635 38.95 L	837428 61.95 L	822115 22.95 L	839028 47.00 L	
YZ125	94 - 97	810636 15.95 L	808636 38.95 L	837429 61.95 L	822115 22.95 L	839029 37.00 L	
YZ125	98 - 00	810637 15.95 L	808637 38.95 L	837430 61.95 L	822114 22.95 L	839030 36.00 L	
YZ125	01 - 04	810639 17.95 L	808639 43.95 L	837432 64.95 L	822172 22.95 L	839030 36.00 L	
YZ125	05 - 16	810641 21.95 L	808641 46.95 L	837434 76.95 L	822252 28.95 L	839031 33.00 L	
TW200 TRAILWAY	87 - 16	810642 35.95 L	808642 56.95 L	837435 76.95 L	822307 18.95 L		
TTR225	99 - 04	810643 35.95 L	808643 56.95 L	837436 80.95 L	822308 23.95 L		
XT225	92 - 07	810643 35.95 L	808643 56.95 L	837436 80.95 L	822308 23.95 L		
TTR230	05 - 15	810643 35.95 L	808643 56.95 L	837436 80.95 L	822308 23.95 L		
WR250	91 - 97	837902 22.37 L	839360 42.22 L	839372 68.63 L	822117 24.95 L		
WR250F	01 - 02	810671 40.95 L	808671 75.95 L	837448 111.95 L	822175 22.95 L	839032 41.00 L	
WR250F	03 - 13	810671 40.95 L	808678 75.95 L	837452 111.95 L	822175 22.95 L	839032 41.00 L	
WR250F	15	839344 40.00 L	839361 79.43 L	839373 116.00 L	839376 29.95 L	839033 32.00 L	
WR250R DUAL SPORT	08 - 16	839345 45.00 L					
WR250X SUPER- MOTO	08 - 11	839345 45.00 L					
YZ250	83 - 85	810660 19.95 L	808660 42.95 L	837437 69.95 L	822221 26.95 L	839034 44.00 L	
YZ250	86 - 87	810661 19.95 L	808661 42.95 L	837438 69.95 L	822221 26.95 L	839034 44.00 L	
YZ250	88 - 89	837902 22.37 L	808662 42.95 L	837439 66.95 L	822117 24.95 L	839035 36.00 L	
YZ250	90 - 91	810663 18.95 L	808663 40.95 L	837440 66.95 L	822117 24.95 L	839035 36.00 L	
YZ250	92 - 94	810664 14.95 L	808664 40.95 L	837441 66.95 L	822117 24.95 L	839035 36.00 L	
YZ250	95 - 96	810665 19.95 L	808665 40.95 L	837442 66.95 L	822117 24.95 L	839035 36.00 L	
YZ250	97	810666 24.95 L	808666 40.95 L	837443 66.95 L	822117 24.95 L	839035 36.00 L	
YZ250	98	810666 24.95 L	808666 40.95 L	837444 66.95 L	822118 24.95 L	839036 36.00 L	
YZ250	99 - 00	810668 24.95 L	808668 40.95 L	837445 66.95 L	822122 24.95 L	839037 33.00 L	
YZ250	01	810669 26.95 L	808669 44.95 L	837446 69.95 L	822174 27.95 L	839037 33.00 L	
YZ250	02 - 16	810670 24.95 L	808670 44.95 L	837447 69.95 L	822304 22.95 L	839037 33.00 L	
YZ250F	01 - 13	810671 40.95 L	808671 75.95 L	837448 111.95 L	822175 22.95 L	839038 46.00 L	
YZ250F	14 - 16	839344 40.00 L	839361 79.43 L	839373 116.00 L	839376 29.95 L	839033 32.00 L	
YZ250FX	15	839344 40.00 L	839361 79.43 L	839373 116.00 L	839376 29.95 L	839033 32.00 L	
YZ250X	16	810670 24.95 L	808670 44.95 L	837447 69.95 L	822304 22.95 L	839037 33.00 L	
WR400F	98 - 99	810675 46.95 L	808675 75.95 L	837449 111.95 L	822167 22.95 L	839039 44.00 L	
WR400F	00	810676 46.95 L	808676 75.95 L	837450 111.95 L	822167 22.95 L	839039 44.00 L	
YZ400F	98 - 99	810675 46.95 L	808675 75.95 L	837449 111.95 L	822167 22.95 L	839039 44.00 L	
WR426F	01 - 02	810676 46.95 L	808676 75.95 L	837450 111.95 L	822167 22.95 L	839039 44.00 L	
YZ426F	00 - 02	810676 46.95 L	808676 75.95 L	837450 111.95 L	822167 22.95 L	839039 44.00 L	
WR450F	03 - 06	810677 46.95 L	808679 77.95 L	837453 113.95 L	822228 27.95 L	839040 45.00 L	
WR450F	07 - 15	810687 53.95 L	808687 93.95 L	837455 129.95 L	822228 27.95 L	839041 46.00 L	
YZ450F	03 - 05	810677 46.95 L	808677 75.95 L	837451 111.95 L	822228 27.95 L	839040 45.00 L	
YZ450F	06 - 09	810687 53.95 L	808687 93.95 L	837455 129.95 L	822228 27.95 L	839041 46.00 L	
YZ450F	10 - 13	810689 54.95 L	808689 95.95 L	837456 137.95 L	822228 27.95 L	839042 35.00 L	
YZ450F	14 - 16	810689 54.95 L	839362 106.91 L	839374 143.47 L	839377 27.73 L	839043 45.00 L	
YZ490	82 - 83	810680 14.95 L					
YZ490	84 - 90	810683 15.95 L					
WR500	92 - 93	810684 15.95 L					
TT600	83 - 86				822337 19.95 L		
XT600	84 - 87				822337 19.95 L		
XT600	88 - 89	810686 40.95 L			822337 19.95 L		
XT600	90 - 95	810685 40.95 L	808685 91.95 L	837454 129.95 L	822337 19.95 L		



## WINDEROSA SINGLE ENGINE GASKETS

MODEL	YEARS	CLUTCH COVER GASKET	RIGHT SIDE COVER GASKET	IGNITION COVER GASKET	VALVE COVER GASKET
<b>HONDA</b>					
CRF50F	04 - 15		839059 TBA		
XR50R	00 - 03		839059 TBA		
Z-50	69 - 78		839059 TBA		
Z-50R	79 - 99		839059 TBA		
Z-50RD	86		839059 TBA		
CRF70F	04 - 12		839059 TBA		
CT70 TRAIL	69 - 94		839059 TBA		
SL70	71 - 73		839059 TBA		
XL70	76		839059 TBA		
XR70R	97 - 03		839059 TBA		
XL75	77 - 79		817229 7.95 L	837899 5.95 L	839273 4.17 L
XR75	77 - 78				839273 4.17 L
CR80	84		817251 5.95 L		
CR80R	85 - 02		817251 5.95 L	817268 2.95 L	
CR80RB	97 - 02		817251 5.95 L	817268 2.95 L	
CRF80F	04 - 13		817229 7.95 L	837899 5.95 L	839273 4.17 L
XL80S	80 - 85		817229 7.95 L	837899 5.95 L	839273 4.17 L
XR80	79 - 84		817229 7.95 L	837899 5.95 L	839273 4.17 L
XR80R	85 - 03		817229 7.95 L	837899 5.95 L	839273 4.17 L
CR85R/RB	03 - 07		817251 5.95 L	817268 2.95 L	
CRF100F	04 - 13		817229 7.95 L	837899 5.95 L	839273 4.17 L
XL100	79		817229 7.95 L	837899 5.95 L	
XL100	80		817229 7.95 L	837899 5.95 L	839273 4.17 L
XL100S	79		817229 7.95 L	837899 5.95 L	
XL100S	80 - 85		817229 7.95 L	837899 5.95 L	839273 4.17 L
XR100	81 - 84		817229 7.95 L	837899 5.95 L	839273 4.17 L
XR100R	85 - 03		817229 7.95 L	837899 5.95 L	839273 4.17 L
CR125R	83 - 86		839172 12.95 L	839249 12.95 L	
CR125R	87 - 89	817252 2.95 L	839173 10.95 L	817244 2.95 L	
CR125R	90 - 00	817252 2.95 L	839174 10.95 L	817244 2.95 L	
CR125R	01 - 04	817252 2.95 L	839174 10.95 L	817227 2.95 L	
CR125R	05 - 07	817252 2.95 L	839175 10.95 L	816650 4.95 L	
CRM125R (NOT US MODEL)	93 - 99			839172 12.95 L	
SL125 MOTO SPORT	71 - 73			839100 TBA	
TL125	73 - 76			839100 TBA	
XL125	74 - 78			839100 TBA	
XL125	79 - 84		839060	839100 TBA	
XLR125 (EURO)	98		816248 9.95 L	816584 4.95 L	
XR125L (EURO)	03 - 11		816079 8.95 L		
CRF150F	03 - 05		816079 8.95 L	816584 4.95 L	
CRF150F	06 - 09		816213 7.95 L	816675 5.95 L	837638 3.95 L
CRF150F	10		816213 7.95 L	816677 7.95 L	837638 3.95 L
CRF150F	11 - 15		816213 7.95 L	816675 5.95 L	837638 3.95 L
CRF150F	16		816213 7.95 L		837638 3.95 L
CRF150R/RB	07 - 16		816215 11.95 L	816677 7.95 L	837640 8.95 L
SL175	70 - 71	839162 0.42 L			
XL185S	79 - 83		839060	839100 TBA	
XR185	79		839060	839100 TBA	
CTX200	02 - 11		816079 8.95 L	816584 4.95 L	
TLR200 REFLEX	86 - 87			839100 TBA	
XL200R	83 - 84		839060	839100 TBA	
XR200	80		839060		
XR200	81 - 84		839060	839100 TBA	
XR200R	81 - 83		839060	839100 TBA	
XR200R	84		839176 10.95 L		
XR200R	85		839176 10.95 L	839251 9.95 L	
XR200R	86 - 02		839060	839100 TBA	
CRF230F	03 - 16		816079 8.95 L	816584 4.95 L	
CRF230L	08 - 09		816248 9.95 L	816584 4.95 L	
CRF230M	09		816248 9.95 L	816584 4.95 L	
CR250R	84		839177 12.95 L	839252 4.95 L	

- accessories
- body
- handlebar & grips
- cables & levers
- exhaust
- engine**
- fuel & intake
- electrical & ignition
- clutch
- drive
- bearings
- brakes
- steering & suspension
- tires
- tools & shop



## WINDEROSA SINGLE ENGINE GASKETS CONT'D

MODEL	YEARS	CLUTCH COVER GASKET		RIGHT SIDE COVER GASKET		IGNITION COVER GASKET		VALVE COVER GASKET	
<b>HONDA CONTINUED</b>									
CR250R	85 - 86			839178	8.28 L	839252	4.95 L		
CR250R	87 - 91	817253	2.95 L	839178	8.28 L	839252	4.95 L		
CR250R	92 - 01	817253	2.95 L	839179	10.39 L	839252	4.95 L		
CR250R	02 - 07	817702	4.95 L	839180	10.50 L	816010	2.95 L		
CRF250R	04 - 09	817785	4.95 L	839181	13.78 L	816100	4.95 L	837627	10.95 L
CRF250R	10	817942	5.95 L	817942	5.95 L	816705	7.95 L	837925	12.59 L
CRF250R	11 - 16	817942	5.95 L	839182	11.95 L	816705	7.95 L	837925	12.59 L
CRF250X	04 - 15	817785	4.95 L	839181	13.78 L	816100	4.95 L	837627	10.95 L
NX250	88 - 90					839253	9.95 L		
XL250R	84			839176	10.95 L				
XL250R	85 - 87			839176	10.95 L	839251	9.95 L		
XR250 TORNADO (EURO)	01 - 02			839183	12.95 L	839253	9.95 L		
XR250L	91 - 96			839176	10.95 L	839251	9.95 L		
XR250R	85 - 95			839176	10.95 L	839251	9.95 L		
XR250R	96 - 04			839183	12.95 L	839253	9.95 L		
XR400R	96 - 04	817200	2.95 L	817009	11.95 L	817008	4.95 L		
CRF450R	02 - 08	817716	2.95 L	839184	11.25 L	816522	4.95 L	837628	11.95 L
CRF450R	09 - 16	817716	2.95 L	839185	11.25 L	816693	4.95 L	837643	11.95 L
CRF450X	05 - 15	817716	2.95 L	839186	12.92 L	816193	7.95 L	837628	11.95 L
CR500R	84					817266	2.95 L		
CR500R	85 - 86			839187	10.95 L	817266	2.95 L		
CR500R	87 - 01	817253	2.95 L	839187	10.95 L	817266	2.95 L		
NX500 (EURO)	93 - 99			816021	4.95 L				
XR500R	83 - 84			816021	4.95 L				
XL600R	83 - 87			816021	4.95 L	816022	4.95 L		
XR600R	85 - 00			816021	4.95 L	816022	4.95 L		
FMX650 (EURO)	05			816021	4.95 L				
FMX650 (EURO)	06			816021	4.95 L	816024	4.95 L		
FX650 (EURO)	99 - 00			816021	4.95 L				
XR650L	93 - 15			816021	4.95 L	816024	4.95 L		
<b>HUSQVARNA</b>									
TC 85	14 - 15	816630	6.95 L	839188	9.95 L				
TC 125	14 - 15	816025	6.95 L	839189	9.06 L				
TE 125	15	816025	6.95 L	839189	9.06 L				
FC 250	14 - 15	817976	4.95 L	839190	9.95 L				
FE 250	14 - 15	817976	4.95 L	839191	12.95 L	839254	11.95 L		
TC 250	14			839192	8.83 L				
TC 250	15	817826	5.95 L	839192	8.83 L				
TE 250	14 - 15	817826	5.95 L	839192	8.83 L				
TE 300	14 - 15	817826	5.95 L	839192	8.83 L				
FC 350	14	817976	4.95 L	839190	9.95 L	839254	11.95 L		
FC 350	15	817976	4.95 L	839190	9.95 L	837900	4.95 L		
FE 350	14 - 15	817976	4.95 L	839191	12.95 L				
FE 350S	15	817976	4.95 L	839191	12.95 L				
FC 450	14 - 15	839163	9.95 L	839193	12.95 L	839255	6.06 L		
FE 450	14					839255	6.06 L		
FE 501	14 - 15	839163	9.95 L	839194	12.95 L	839255	6.06 L		
FE 501S	15	839163	9.95 L	839194	12.95 L	839255	6.06 L		
<b>KAWASAKI</b>									
KDX50	03 - 06	839164	9.95 L	839195	9.95 L				
KX60	83 - 84			817484	5.95 L				
KX60	85 - 03			817484	5.95 L	817485	4.95 L		
KX65	00 - 05			817402	4.95 L	817485	4.95 L		
KX65	06 - 15			817402	4.95 L	816669	7.95 L		
KDX80	82 - 88			817484	5.95 L	817485	4.95 L		
KX80	81 - 85			817484	5.95 L	817485	4.95 L		
KX80	86 - 90			817486	5.95 L	817485	4.95 L		
KX80	91 - 97			817486	5.95 L	817488	4.95 L		
KX80	98 - 00	817489	2.95 L	817486	5.95 L	817488	4.95 L		
KX80 BIG WHEEL	92 - 94			817486	5.95 L	817488	4.95 L		
KX85	01 - 06	817489	2.95 L	817486	5.95 L	817488	4.95 L		
KX85	07 - 16	817489	2.95 L	817486	5.95 L	816670	7.95 L		



## WINDEROSA SINGLE ENGINE GASKETS CONT'D

MODEL	YEARS	CLUTCH COVER GASKET		RIGHT SIDE COVER GASKET		IGNITION COVER GASKET		VALVE COVER GASKET	
<b>KAWASAKI CONTINUED</b>									
KX100	95 - 97			817486	5.95 L	817488	4.95 L		
KX100	98 - 05	817489	2.95 L	817486	5.95 L	817488	4.95 L		
KX100	06 - 16	817489	2.95 L	817486	5.95 L	816670	7.95 L		
KLX110	02 - 16			816057	7.95 L	816058	7.95 L		
KLX110L	10 - 16			816057	7.95 L	816058	7.95 L		
KLX125	03 - 06			816056	7.95 L	816551	5.95 L		
KLX125L	03 - 06			816056	7.95 L	816551	5.95 L		
KX125	82 - 84					839256	9.95 L		
KX125	85 - 87			839196	12.95 L	839256	9.95 L		
KX125	88 - 91	839165	9.95 L	839197	13.95 L	839257	9.95 L		
KX125	92 - 93	817471	2.95 L	839198	12.95 L	816005	4.95 L		
KX125	94	817450	2.95 L	839199	10.61 L	816005	4.95 L		
KX125	95 - 97	817450	2.95 L	839198	12.95 L	816005	4.95 L		
KX125	98	817450	2.95 L	839199	10.61 L	816005	4.95 L		
KX125	99 - 00	817450	2.95 L	839198	12.95 L	816005	4.95 L		
KX125	01 - 02	817450	2.95 L	839199	10.61 L	816005	4.95 L		
KX125	03 - 05	816547	4.95 L	839200	16.33 L	816546	4.95 L		
KDX200	83 - 85					839256	9.95 L		
KDX200	86 - 87			839201	10.95 L	839256	9.95 L		
KDX200	88 - 89			839201	10.95 L				
KDX200	90 - 94	839165	9.95 L	839201	10.95 L				
KDX200	95 - 06	839166	10.95 L	839201	10.95 L				
KDX220	97 - 05	839166	10.95 L	839201	10.95 L				
KDX250	80 - 84			839202	12.95 L	839258	9.95 L		
KDX250	91 - 94	839167	10.95 L	839203	12.95 L	839259	12.95 L		
KL250 SUPER SHERPA	00 - 10			839204	17.95 L	817416	15.95 L		
KLR250	85 - 05			817419	9.95 L				
KLX250R	94 - 96	817417	9.95 L	839204	17.95 L	817416	15.95 L		
KLX250S	06 - 14	817417	9.95 L	839204	17.95 L	817416	15.95 L		
KLX250SF	09 - 10	817417	9.95 L	839204	17.95 L	817416	15.95 L		
KX250	80 - 81			839202	12.95 L				
KX250	82			839069	0.00 L	839258	9.95 L		
KX250	83 - 84			839068	0.00 L	839118	9.95 L		
KX250	85 - 86			839069	0.00 L	839118	9.95 L		
KX250	87			839205	14.95 L	839260	12.95 L		
KX250	88 - 89	839168	12.95 L	839203	12.95 L	839260	12.95 L		
KX250	90 - 91	839167	10.95 L	839203	12.95 L	816003	4.95 L		
KX250	92 - 03	817461	2.95 L	839206	10.25 L	816003	4.95 L		
KX250	04	817461	2.95 L	839207	13.95 L	816003	4.95 L		
KX250	05 - 07	816141	8.95 L	839208	12.50 L	816632	8.95 L		
KX250F	04 - 08	816590	6.95 L	839209	12.95 L	816589	5.95 L	837629	13.95 L
KX250F	09 - 16	816701	7.95 L	839210	11.95 L	816702	7.95 L	837644	14.95 L
KLX300(R)	97 - 07	817417	9.95 L	839204	17.95 L	817416	15.95 L		
KLX400R	03 - 04	817731	7.95 L	839211	9.47 L	816031	6.95 L	837631	17.95 L
KLX400SR	03 - 04	817731	7.95 L	839211	9.47 L	816031	6.95 L	837631	17.95 L
KLX450R	08 - 09	816198	15.95 L	839212	19.95 L	816222	11.95 L	837637	15.95 L
KX450F	06 - 08	816198	15.95 L	839212	19.95 L	816199	14.95 L	837637	15.95 L
KX450F	09 - 13	816198	15.95 L	839213	14.95 L	816249	12.95 L	837645	14.95 L
KX450F	14 - 15	816198	15.95 L	839213	14.95 L	816198	15.95 L	837645	14.95 L
KX450F	16							837645	14.95 L
KX500	83 - 85			839214	9.95 L	817497	4.95 L		
KX500	86 - 04			817496	6.95 L	817497	4.95 L		
KLX650R	94	817417	9.95 L	839204	17.95 L	817416	15.95 L		
<b>KTM</b>									
50 SX	14 - 16	839169	4.95 L	839215	9.95 L	839261	9.95 L		
50 SXS	14	839169	4.95 L	839215	9.95 L	839261	9.95 L		
SX 50 MINI	14 - 16	839169	4.95 L	839215	9.95 L	839261	9.95 L		
SX 65	98 - 08			839216	7.86 L				
SX 65	09 - 13			839217	9.95 L				
SX 65	14 - 16	839170	4.97 L	839217	9.95 L	839262	10.95 L		
SXS 65	13			839217	9.95 L				
SXS 65	14	839170	4.97 L	839217	9.95 L	839262	10.95 L		

- accessories
- body
- handlebar & grips
- cables & levers
- exhaust
- engine**
- fuel & intake
- electrical & ignition
- clutch
- drive
- bearings
- brakes
- steering & suspension
- tires
- tools & shop

# ENGINE



## WINDEROSA SINGLE ENGINE GASKETS CONT'D

MODEL	YEARS	CLUTCH COVER GASKET		RIGHT SIDE COVER GASKET		IGNITION COVER GASKET		VALVE COVER GASKET	
<b>KTM CONTINUED</b>									
XC 65	08			839216	7.86 L				
XC 65	09			839217	9.95 L				
SX 85	03 - 12	816630	6.95 L	839188	9.95 L	816629	3.95 L		
SX 85	13 - 16	816630	6.95 L	839188	9.95 L				
SXS 85	13 - 14	816630	6.95 L	839188	9.95 L				
XC 85	08 - 09	816630	6.95 L	839188	9.95 L	816629	3.95 L		
SX 105	06 - 11	816630	6.95 L	839188	9.95 L	816629	3.95 L		
XC 105	08 - 09	816630	6.95 L	839188	9.95 L	816629	3.95 L		
EXC 125	93 - 97	816111	6.95 L			816613	4.95 L		
EXC 125	98 - 06	816025	6.95 L			816532	6.95 L		
EXC 125	07 - 08					816532	6.95 L		
SX 125	93 - 97	816111	6.95 L			816613	4.95 L		
SX 125	98 - 06	816025	6.95 L			816532	6.95 L		
SX 125	07 - 15	816025	6.95 L	839189	9.06 L	816532	6.95 L		
SX 144	07 - 08	816025	6.95 L	839189	9.06 L	816532	6.95 L		
SX 150	09 - 15	816025	6.95 L	839189	9.06 L	816532	6.95 L		
XC 150	10 - 14	816025	6.95 L	839189	9.06 L	816532	6.95 L		
EGS 200	98 - 99	816025	6.95 L			816532	6.95 L		
EXC 200	98 - 05	816025	6.95 L			816532	6.95 L		
SX 200	00 - 02	816025	6.95 L			816532	6.95 L		
SX 200	03 - 04	816025	6.95 L	839189	9.06 L	816532	6.95 L		
XC 200	06 - 09	816025	6.95 L	839189	9.06 L	816532	6.95 L		
XC-W 200	06 - 15	816025	6.95 L	839189	9.06 L	816532	6.95 L		
XC-W 200	16	816025	6.95 L	839189	9.06 L				
250 SX-F FACTORY EDITION	15							839274	2.56 L
EXC 250	94 - 99	816567	8.95 L	839192	8.83 L	816008	6.95 L		
EXC 250	00 - 03	816567	8.95 L	839189	9.06 L	816566	6.95 L		
EXC 250	04 - 05	817826	5.95 L	839192	8.83 L	816658	3.95 L		
EXC-G 250 RACING	02 - 05					816144	5.95 L		
FREERIDE 250 R	15 - 16	817826	5.95 L	839192	8.83 L				
MXC 250	00 - 01	816567	8.95 L			816566	6.95 L		
SX 250	94 - 99	816567	8.95 L			816008	6.95 L		
SX 250	00 - 02	816567	8.95 L	839218	10.95 L	816566	6.95 L		
SX 250	03 - 16	817826	5.95 L	839192	8.83 L	816658	3.95 L		
SX-F 250	05 - 12	817841	9.95 L	839219	10.50 L	816673	3.95 L	839275	7.97 L
SX-F 250	13	817976	4.95 L	839190	9.95 L			839274	2.56 L
SX-F 250	14 - 15	817976	4.95 L	839190	9.95 L	816658	3.95 L	839274	2.56 L
SX-F 250	16							839274	2.56 L
SXS 250	01	816567	8.95 L			816566	6.95 L		
SXS 250	03 - 04	817826	5.95 L			816658	3.95 L		
XC 250	06 - 07	817826	5.95 L	839192	8.83 L	816658	3.95 L		
XC 250	08 - 16	817826	5.95 L	839192	8.83 L	816692	6.95 L		
XC-F 250	07 - 12	817841	9.95 L	839219	10.50 L	816673	3.95 L	839275	7.97 L
XC-F 250	13	817976	4.95 L	839192	8.83 L			839274	2.56 L
XC-F 250	14 - 15	817976	4.95 L	839192	8.83 L	837900	4.95 L	839274	2.56 L
XC-F 250	16					837900	4.95 L	839274	2.56 L
XC-FW 250	07 - 13	817841	9.95 L	839219	10.50 L	816673	3.95 L	839275	7.97 L
XC-FW 250	14 - 16	817976	4.95 L	839191	12.95 L	839254	11.95 L	839274	2.56 L
XC-W 250	06 - 07	817826	5.95 L	839192	8.83 L	816658	3.95 L		
XC-W 250	08 - 15	817826	5.95 L	839192	8.83 L	816692	6.95 L		
XC-W 250	16	817826	5.95 L						
EGS 300	97			839074	0.00 L				
EXC 300	94 - 03	816567	8.95 L			816566	6.95 L		
EXC 300	04 - 05	817826	5.95 L			816658	3.95 L		
MXC 300	94 - 03	816567	8.95 L			816566	6.95 L		
MXC 300	04 - 05	817826	5.95 L			816658	3.95 L		
SX 300	94	816567	8.95 L			816566	6.95 L		
XC 300	06 - 07	817826	5.95 L	839192	8.83 L	816658	3.95 L		
XC 300	08 - 15	817826	5.95 L	839192	8.83 L	816692	6.95 L		
XC 300	16	817826	5.95 L	839192	8.83 L				
XC-W 300	06 - 07	817826	5.95 L	839192	8.83 L	816658	3.95 L		
XC-W 300	08 - 15	817826	5.95 L	839192	8.83 L	816692	6.95 L		



## WINDEROSA SINGLE ENGINE GASKETS CONT'D

MODEL	YEARS	CLUTCH COVER GASKET		RIGHT SIDE COVER GASKET		IGNITION COVER GASKET		VALVE COVER GASKET	
<b>KTM CONTINUED</b>									
XC-W 300	16	817826	5.95 L	839192	8.83 L				
XC-W 300 SIX DAYS	15	817826	5.95 L	839192	8.83 L	816692	6.95 L		
EXC-F 350	13 - 15	817976	4.95 L	839191	12.95 L	837900	4.95 L	839276	9.95 L
EXC-F 350	16	817976	4.95 L	839191	12.95 L			839276	9.95 L
SX-F 350	11 - 12	817976	4.95 L	839191	12.95 L	837900	4.95 L	839276	9.95 L
SX-F 350	13 - 15	817976	4.95 L	839190	9.95 L	837900	4.95 L	839276	9.95 L
SX-F 350	16			839190	9.95 L				
XC-F 350	11 - 12	817976	4.95 L	839191	12.95 L	837900	4.95 L	839276	9.95 L
XC-F 350	13	817976	4.95 L	839190	9.95 L			839276	9.95 L
XC-F 350	14 - 15	817976	4.95 L	839190	9.95 L	839254	11.95 L	839276	9.95 L
XC-FW 350	12 - 13	817976	4.95 L	839191	12.95 L			839276	9.95 L
XC-FW 350	14 - 15	817976	4.95 L	839191	12.95 L	839254	11.95 L	839276	9.95 L
XC-FW 350	16	817976	4.95 L			839254	11.95 L	839276	9.95 L
XC-FW 350 SIX DAYS	15	817976	4.95 L	839191	12.95 L	839254	11.95 L	839276	9.95 L
EXC 360	96 - 97	816567	8.95 L			816566	6.95 L		
MXC 360	96 - 97	816567	8.95 L			816566	6.95 L		
SX 360	96 - 97	816567	8.95 L			816566	6.95 L		
EXC 380	98 - 02	816567	8.95 L			816566	6.95 L		
MXC 380	98 - 01	816567	8.95 L			816566	6.95 L		
SX 380	98 - 02	816567	8.95 L			816566	6.95 L		
EXC 400	00 - 02					816144	5.95 L		
EXC-G 400	04 - 06					816144	5.95 L		
MXC 400	01 - 02					816144	5.95 L		
SX 400	98 - 02					816144	5.95 L		
XC-W 400	07			816143	5.95 L	816144	5.95 L		
XC-W 400	09 - 10			839220	15.95 L			839277	9.95 L
EXC 450	03 - 07					816144	5.95 L		
EXC 450	09 - 11			839220	15.95 L			839277	9.95 L
EXC-G 450	04 - 06					816144	5.95 L		
EXC-R 450	08							839277	9.95 L
MXC-G 450	03 - 05					816144	5.95 L		
SMR 450	05 - 07					816144	5.95 L		
SMS 450	04					816144	5.95 L		
SX 450	03 - 06					816144	5.95 L		
SX-F 450	07 - 12	817889	4.95 L			816232	3.95 L	839157	4.67 L
SX-F 450	13							839277	9.95 L
SX-F 450	14 - 15	839163	9.95 L	839193	12.95 L	839255	6.06 L	839277	9.95 L
XC 450	04 - 07			816143	5.95 L	816144	5.95 L		
XC-F 450	08 - 09	817889	4.95 L			816232	3.95 L	839157	4.67 L
XC-F 450	13							839277	9.95 L
XC-F 450	14 - 15	839163	9.95 L	839221	12.95 L	839255	6.06 L	839277	9.95 L
XC-F 450	16	839163	9.95 L						
XCR-W 450	08							839277	9.95 L
XC-W 450	07			816143	5.95 L	816144	5.95 L		
XC-W 450	08 - 11			839220	15.95 L			839277	9.95 L
XC-W 450	12 - 13			839194	12.95 L			839277	9.95 L
XC-W 450	14 - 16	839163	9.95 L	839194	12.95 L	839255	6.06 L	839277	9.95 L
EXC 500	12 - 13			839194	12.95 L			839277	9.95 L
EXC 500	14 - 16	839163	9.95 L	839194	12.95 L	839255	6.06 L	839277	9.95 L
EXC 500 SIX DAYS	16	839163	9.95 L	839194	12.95 L			839277	9.95 L
XC-W 500	12 - 13			839194	12.95 L			839277	9.95 L
XC-W 500	14 - 16	839163	9.95 L	839194	12.95 L	839255	6.06 L	839277	9.95 L
SX-F 505	08	817889	4.95 L			816232	3.95 L	839157	4.67 L
XC-F 505	08 - 09	817889	4.95 L			816232	3.95 L	839157	4.67 L
EXC 520	00 - 02					816144	5.95 L		
MXC 520	01 - 02					816144	5.95 L		
SX 520	00 - 02					816144	5.95 L		
EXC 525	03 - 07					816144	5.95 L		
MXC-G 525	03 - 05					816144	5.95 L		
SX 525	03 - 06					816144	5.95 L		
XC 525	06 - 07					816144	5.95 L		
XC-W 525	07					816144	5.95 L		

- accessories
- body
- handlebar & grips
- cables & levers
- exhaust
- engine
- fuel & intake
- electrical & ignition
- clutch
- drive
- bearings
- brakes
- steering & suspension
- tires
- tools & shop



## WINDEROSA SINGLE ENGINE GASKETS CONT'D

MODEL	YEARS	CLUTCH COVER GASKET		RIGHT SIDE COVER GASKET		IGNITION COVER GASKET		VALVE COVER GASKET	
<b>SUZUKI</b>									
JR50	78 - 06	839164	9.95 L	839195	9.95 L				
RM60	03			817484	5.95 L	817485	4.95 L		
RM65	03 - 05			817402	4.95 L	817485	4.95 L		
RM80	89 - 01			817511	5.95 L	817510	3.95 L		
RM85	02 - 15			817511	5.95 L	837901	2.95 L		
RM85L	03 - 15			817511	5.95 L	837901	2.95 L		
DR100	83 - 90			816056	7.95 L	816551	5.95 L		
RM100	03	817489	2.95 L	817486	5.95 L	817488	4.95 L		
SP100	83			816056	7.95 L	816551	5.95 L		
DRZ110	03 - 05			816057	7.95 L	816058	7.95 L		
DR125	82 - 88			816056	7.95 L	816551	5.95 L		
DR125SE	94 - 02			816056	7.95 L	816606	5.95 L		
DR-Z125	03 - 14			816056	7.95 L	816551	5.95 L		
DR-Z125L	03 - 14			816056	7.95 L	816551	5.95 L		
RM125	86 - 88			839222	9.95 L	839263	9.95 L		
RM125	89 - 91			817511	5.95 L	839264	5.50 L		
RM125	92 - 97	817507	2.95 L	839223	10.03 L	817524	4.95 L		
RM125	98 - 00	817507	2.95 L	839224	9.67 L	816002	4.95 L		
RM125	01 - 08	817507	2.95 L	839225	9.44 L	817549	4.95 L		
RV 125 VAN VAN (EURO)	03 - 13			816056	7.95 L				
SP125	82 - 88					816551	5.95 L		
DR200	86 - 88			816056	7.95 L	816606	5.95 L		
DR200 SE	96 - 15			816056	7.95 L	816606	5.95 L		
SP200	86 - 88			816056	7.95 L	816551	5.95 L		
DRZ250	01 - 07			816088	9.95 L	816593	5.95 L		
RM250	87 - 88			839226	11.95 L	839265	12.95 L		
RM250	89 - 90			839227	10.95 L	817522	4.95 L		
RM250	91 - 93	817514	2.95 L	839227	10.95 L	817522	4.95 L		
RM250	94 - 95	817514	2.95 L	839228	10.95 L	817517	4.95 L		
RM250	96 - 00	817521	2.95 L	839229	9.78 L	817504	4.95 L		
RM250	01 - 08	817521	2.95 L	839230	10.42 L	817504	4.95 L		
RMX250	89 - 99	817514	2.95 L	839227	10.95 L	817522	4.95 L		
RMZ250	04 - 06	816590	6.95 L	839209	12.95 L	816589	5.95 L	837629	13.95 L
RMZ250	07 - 09	816214	6.95 L	839121	10.95 L	816676	5.95 L	837639	16.95 L
RMZ250	10 - 15	816214	6.95 L	839121	10.95 L	816721	5.95 L	837904	16.73 L
TS250X	84 - 89			839077	0.00 L	839133	9.95 L		
DR350	90 - 99			839231	10.44 L	839266	8.58 L		
DR350SE	90 - 99			839231	10.44 L	839267	8.58 L		
DRZ400E	00 - 07	817731	7.95 L	839211	9.47 L	816031	6.95 L	837631	17.95 L
DRZ400K	00 - 03	817731	7.95 L	839211	9.47 L	816031	6.95 L	837631	17.95 L
DRZ400S	00 - 15	817731	7.95 L	839211	9.47 L	816031	6.95 L	837631	17.95 L
DRZ400SM	05 - 15	817731	7.95 L	839211	9.47 L	816031	6.95 L	837631	17.95 L
RMX450	10 - 11	816240	8.95 L	839232	12.95 L	816239	6.95 L	837642	17.95 L
RMZ450	05 - 07	816169	8.95 L	839233	12.31 L	816170	7.95 L	837630	17.95 L
RMZ450	08 - 15	816240	8.95 L	839232	12.95 L	816239	6.95 L	837642	17.95 L
DR650RS (EURO)	96			816033	12.95 L	816034	10.95 L		
DR650SE	96 - 14			816033	12.95 L	816034	10.95 L		
XF650 FREEWIND (EURO)	97 - 01			816033	12.95 L	816034	10.95 L		
TM									
MX 144	09			816056	7.95 L				
<b>YAMAHA</b>									
PW50	81 - 16			839234	9.95 L				
YZ60	81 - 83					839268	12.95 L		
BW80	86 - 90			839235	9.95 L				
MX80	82			816176	10.95 L				
PW80	83 - 06			839235	9.95 L				
YZ80	82 - 92			839236	12.95 L	839268	12.95 L		
YZ80	93 - 01			817654	5.95 L	817655	3.95 L		
YZ85	02 - 16			817654	5.95 L	816517	2.95 L		
TTR90	00 - 07			816150	5.95 L	816151	3.95 L		
TTR90 1ST OVERBORE	03					816151	3.95 L		





## WINDEROSA SINGLE ENGINE GASKETS CONT'D

MODEL	YEARS	CLUTCH COVER GASKET	RIGHT SIDE COVER GASKET	IGNITION COVER GASKET	VALVE COVER GASKET
<b>YAMAHA CONTINUED</b>					
TT125	00		816097 7.95 L	816098 3.95 L	
TTR125 DRUM BRAKE	00 - 09		816097 7.95 L	816098 3.95 L	
TTR125L DISC BRAKE	00 - 15		816097 7.95 L	816098 3.95 L	
XT125	82 - 83		816176 10.95 L		
XT125R	05 - 07			816098 3.95 L	
XTZ 125 (SA)	03 - 10			816098 3.95 L	
YZ125	82 - 85		839237 TBA		
YZ125	86 - 88		839238 10.95 L	817671 4.95 L	
YZ125	89 - 91	817673 3.95 L	839238 10.95 L	817671 4.95 L	
YZ125	92 - 93	817673 3.95 L	839238 10.95 L	817657 3.95 L	
YZ125	94 - 04	817672 3.95 L	839239 10.95 L	817658 3.95 L	
YZ125	05 - 16	816130 4.95 L	839240 8.28 L	816618 3.95 L	
AG200	84		816176 10.95 L		
AG200	03 - 06		816176 10.95 L	816177 6.95 L	
BW200	85		816176 10.95 L		
BW200	86 - 88		816176 10.95 L	816177 6.95 L	
TW200 TRAILWAY	87 - 16		816176 10.95 L	816178 5.95 L	
XT200	82 - 83		816176 10.95 L		
TT225	86 - 87		816176 10.95 L		
TTR225	99 - 04		816176 10.95 L	816177 6.95 L	
XT225	92 - 07		816176 10.95 L	816177 6.95 L	
TTR230	05 - 15		816176 10.95 L	816177 6.95 L	
WR250	91 - 97	817643 4.95 L	839241 8.97 L	817642 4.95 L	
WR250F	01 - 02	817691 6.95 L	839242 12.95 L	817692 3.95 L	837634 22.95 L
WR250F	03 - 13	817691 6.95 L	839242 12.95 L	816142 3.95 L	837634 22.95 L
WR250F	15	839171 9.95 L	839243 10.95 L	839270 10.95 L	839278 2.56 L
XT250	13 - 16		816230 7.95 L	839144 9.95 L	
YZ250	82 - 87		839083 12.95 L	839271 12.95 L	
YZ250	88 - 89		839083 12.95 L	817642 4.95 L	
YZ250	90 - 98	817643 4.95 L	839241 8.97 L	817642 4.95 L	
YZ250	99 - 16	817685 2.95 L	839244 9.95 L	817675 4.95 L	
YZ250F	01 - 13	817691 6.95 L	839242 12.95 L	817692 3.95 L	837634 22.95 L
YZ250F	14 - 16	839171 9.95 L	839243 10.95 L	839270 10.95 L	839278 2.56 L
YZ250FX	15	839171 9.95 L	839243 10.95 L	839270 10.95 L	839278 2.56 L
YZ250X	16	817685 2.95 L	839244 9.95 L	817675 4.95 L	
WR400F	98 - 99	817678 6.95 L	839245 12.95 L	816004 3.95 L	837632 22.95 L
WR400F	00	817690 6.95 L	839245 12.95 L	816004 3.95 L	837632 22.95 L
YZ400F	98 - 99	817678 6.95 L	839245 12.95 L	816004 3.95 L	837632 22.95 L
WR426F	01 - 02	817690 6.95 L	839245 12.95 L	816004 3.95 L	837632 22.95 L
YZ426F	00 - 02	817678 6.95 L	839245 12.95 L	816004 3.95 L	837632 22.95 L
WR450F	03 - 06	816093 7.95 L	837940 10.46 L	816661 3.95 L	837635 22.95 L
WR450F	07 - 15	816093 7.95 L	839246 11.39 L	816211 3.95 L	837636 22.95 L
YZ450F	03 - 05	816093 7.95 L	837940 10.46 L	816661 3.95 L	837635 22.95 L
YZ450F	06	816093 7.95 L	837940 10.46 L	816211 3.95 L	837636 22.95 L
YZ450F	07 - 09	816093 7.95 L	839246 11.39 L	816211 3.95 L	837636 22.95 L
YZ450F	10 - 13	817943 6.95 L	839247 11.95 L	816710 4.95 L	837646 10.95 L
YZ450F	14 - 16	817943 6.95 L	839248 11.95 L	839272 9.95 L	837646 10.95 L
XT550	82 - 83		839221 12.95 L		
TT600	83 - 86		839221 12.95 L		
XT600	84 - 89		839221 12.95 L		
XT600	90 - 95		839221 12.95 L	839151 8.92 L	
XT600 (SA)	96 - 02		839221 12.95 L	839151 8.92 L	
XT600E (EURO)	90 - 02		839221 12.95 L	839151 8.92 L	

- accessories
- body
- handlebar & grips
- cables & levers
- exhaust
- engine
- fuel & intake
- electrical & ignition
- clutch
- drive
- bearings
- brakes
- steering & suspension
- tires
- tools & shop

# ENGINE

## Vesrah

### VESRAH ENGINE GASKET SETS

Complete or top end available.

- Gasket materials will endure high combustion temperatures, high combustion/explosion pressures and rigidity loss of cylinder head and cylinder block.
- All materials are 100% asbestos free.
- Precision sealing and durability are the key to Vesrah gaskets.



COMPLETE GASKET SETS

TOP END GASKET SETS

CC	MODELS	NAME	YEAR	COMPLETE SET			PCS	TOP SET			PCS
<b>HONDA</b>											
50	CRF50F		04-15	973181	69.95	L	20	973918	59.95	L	15
50	MCX50FD		83	973182	15.95	L	11	973531	8.95	L	6
50	MCX50SD		83	973182	15.95	L	11	973531	8.95	L	6
50	XR50R		00-03	973183	64.95	L	27	973532	54.95	L	17
50	Z50A	MINI TRIAL	69	973184	21.95	L	19	973533	16.95	L	13
50	Z50A	MINI TRIAL	76-78	973184	21.95	L	19	973533	16.95	L	13
50	Z50R	MINI TRIAL	79-81	973184	21.95	L	19	973533	16.95	L	13
50	Z50R	MINI TRIAL	82-85	973185	31.95	L	25	973534	25.95	L	17
50	Z50R	MINI TRIAL	88-91	973186	36.95	L	25	973535	24.95	L	15
50	Z50R	MINI TRIAL	92-00	973183	64.95	L	27	973532	54.95	L	17
70	CRF70F		04-12	973187	83.95	L	19	973536	60.95	L	14
70	CT70	MINI	77-79	973188	16.95	L	18	973537	11.95	L	11
70	CT70	MINI	80-81	973189	23.95	L	26	972537	15.95	L	18
70	CT70	MINI	82	972314	26.95	L	28	972538	17.95	L	18
70	CT70	MINI	91-94	973190	61.95	L	27	973538	51.95	L	17
70	XR70R		97-03	973190	61.95	L	27	973538	51.95	L	17
75	XL75	MINI	77-79	973191	37.95	L	20	973539	26.95	L	10
75	XR75		73-74	973192	27.95	L	16	973540	21.95	L	10
75	XR75		76	973192	27.95	L	16	973540	21.95	L	10
75	XR75		77-78	973191	37.95	L	20	973539	26.95	L	10
75	XR75K1		74	973192	27.95	L	16	973540	21.95	L	10
75	XR75K2		75	973192	27.95	L	16	973540	21.95	L	10
80	CR80R		80-81	973193	15.95	L	10	973541	6.95	L	5
80	CR80R		82	973194	13.95	L	9	973542	6.95	L	5
80	CR80R		83	973195	19.95	L	10	973543	12.95	L	5
80	CR80R		84	973196	19.95	L	10	973544	12.95	L	5
80	CR80R		85	973197	26.95	L	12	973545	15.95	L	5
80	CR80R		86	973198	33.95	L	10	973546	22.95	L	5
80	CR80R		90-91	973199	38.95	L	10	973547	26.95	L	5
80	CR80R		92-02	973200	55.95	L	10	973548	40.95	L	5
80	CRF80F		04-15	973201	80.95	L	19	973549	44.95	L	10
80	XL80S		80-85	973191	37.95	L	20	973539	26.95	L	10
80	XR80		79-84	973191	37.95	L	20	973539	26.95	L	10
80	XR80R		85-88	973191	37.95	L	20	973539	26.95	L	10
80	XR80R		90-91	973191	37.95	L	20	973539	26.95	L	10
80	XR80R		93-03	973202	52.95	L	21	973550	31.95	L	11
85	CR85R		03-07	973203	59.95	L	9	973551	43.95	L	6
85	CR85RB	EXPERT	03-07	973203	59.95	L	9	973551	43.95	L	6
90	EZ90	CUB	91-96	973204	18.95	L	9	973552	10.95	L	6
100	CRF100F		04-13	973205	84.95	L	20	973553	47.95	L	11
100	XL100		76-78	972317	31.95	L	19	972541	22.95	L	13
100	XL100S		79-85	973206	37.95	L	20	973554	25.95	L	9
100	XR100		81-84	973206	37.95	L	20	973554	25.95	L	9
100	XR100R		85-91	973206	37.95	L	20	973554	25.95	L	9
100	XR100R		92-03	973207	48.95	L	19	973555	37.95	L	12
125	CR125R	ELSINORE	81	973219	18.95	L	9	973567	11.95	L	5
125	CR125R		00-02	973215	54.95	L	14	973563	28.95	L	6
125	CR125R		03	973216	50.95	L	13	973564	26.95	L	6
125	CR125R		04	973217	57.95	L	14	973565	36.95	L	7
125	CR125R		05-06	973218	71.95	L	14	973566	47.95	L	6
125	CR125R		82	973208	30.95	L	9	973556	22.95	L	5
125	CR125R		83	973209	29.95	L	8	973557	23.95	L	5
125	CR125R		84-85	973210	44.95	L	11	973558	37.95	L	6
125	CR125R		86	973211	26.95	L	11	973559	16.95	L	6
125	CR125R		87-89	973212	52.95	L	15	973560	35.95	L	8
125	CR125R		90-98	973213	40.95	L	15	973561	24.95	L	8
125	CR125R		99	973214	54.95	L	16	973562	28.95	L	9

## VESRAH ENGINE GASKET SETS CONTINUED

CC	MODELS	NAME	YEAR	COMPLETE SET	PCS	TOP SET	PCS
<b>HONDA CONTINUED</b>							
125	CT125		77	973220	38.95 L 29	973568	25.95 L 17
125	MTX125RWD		83	973221	40.95 L 10	973569	31.95 L 6
125	NXR125		05-09	972319	37.95 L 28	972543	21.95 L 15
125	TL125S		76	973220	38.95 L 29	973568	25.95 L 17
125	XL125		76-78	973220	38.95 L 29	973568	25.95 L 17
125	XL125S		79-84	973222	25.95 L 28	973570	13.95 L 15
150	CRF150F		03-05	973223	72.95 L 24	973571	36.95 L 13
150	CRF150R		06-15	973224	118.95 L 21	973572	63.95 L 10
150	CRF150RB		07-15	973224	118.95 L 21	973572	63.95 L 10
150	CRF150RII		09	973224	118.95 L 21	973572	63.95 L 10
150	CRF150RII		13-15	973224	118.95 L 21	973572	63.95 L 10
185	XL185S		79-83	973225	38.95 L 27	973573	24.95 L 15
185	XR185		79	973225	38.95 L 27	973573	24.95 L 15
200	TLR200	REFLEX	86-87	973226	31.95 L 28	973574	18.95 L 16
200	TR200	FATCAT	86-87	973227	49.95 L 26	973575	40.95 L 14
200	XL200R		83-84	973226	31.95 L 28	973574	18.95 L 16
200	XR200		80-84	973226	31.95 L 28	973574	18.95 L 16
200	XR200R		81-83	973226	31.95 L 28	973574	18.95 L 16
200	XR200R		84	973228	77.95 L 25	973576	64.95 L 15
200	XR200R		85	973229	70.95 L 25	973577	60.95 L 15
200	XR200R		86-89	973226	31.95 L 28	973574	18.95 L 16
200	XR200R		90-92	973230	43.95 L 26	973578	28.95 L 15
200	XR200R		94-02	973231	62.95 L 26	973579	46.95 L 14
230	CRF230F		03-16	973232	76.95 L 18	973580	54.95 L 12
230	CRF230L		08-15	973233	153.95 L 27	973581	98.95 L 16
230	CRF230M		09	973233	153.95 L 27	973581	98.95 L 16
250	CR250M		76	973234	15.95 L 7	973582	8.95 L 4
250	CR250R		00-01	973243	55.95 L 14	973591	32.95 L 7
250	CR250R		02-04	973244	51.95 L 13	973592	31.95 L 5
250	CR250R		05-07	973245	87.95 L 18	973593	52.95 L 10
250	CR250R		83	973235	41.95 L 9	973583	30.95 L 5
250	CR250R		84	973236	42.95 L 11	973584	33.95 L 6
250	CR250R		85	973237	38.95 L 12	973585	25.95 L 5
250	CR250R		86	973238	38.95 L 12	973586	25.95 L 5
250	CR250R		87	973239	45.95 L 16	973587	26.95 L 9
250	CR250R		88	973240	53.95 L 16	973588	35.95 L 8
250	CR250R		89-91	973241	41.95 L 17	973589	24.95 L 9
250	CR250R		92-99	973242	51.95 L 12	973590	27.95 L 5
250	CRF250R		04-07	973246	136.95 L 24	973594	91.95 L 11
250	CRF250R		08-09	973247	136.95 L 24	973595	92.95 L 11
250	CRF250X		04-15	973246	136.95 L 24	973594	91.95 L 11
250	NX250	AX-1	89	973248	62.95 L 21	973596	48.95 L 10
250	TL250		75-76	973249	43.95 L 33	973597	33.95 L 23
250	XL250K1		74	973250	39.95 L 26	973598	33.95 L 22
250	XL250K2		75	973250	39.95 L 26	973598	33.95 L 22
250	XL250R		82-83	973251	55.95 L 25	973599	45.95 L 16
250	XL250R		84	973252	81.95 L 25	973600	66.95 L 16
250	XL250R		85-87	973253	73.95 L 26	973601	62.95 L 17
250	XL250S		78-81	973254	52.95 L 25	973602	44.95 L 16
250	XR250L		91-96	973253	73.95 L 26	973601	62.95 L 17
250	XR250R		00-04	973257	98.95 L 25	973604	78.95 L 19
250	XR250R		81-82	973255	44.95 L 25	972548	33.95 L 16
250	XR250R		84	973252	81.95 L 25	973600	66.95 L 16
250	XR250R		85-95	973253	73.95 L 26	973601	62.95 L 17
250	XR250R		96-99	973256	80.95 L 21	973603	60.95 L 15
300	XR300R		10	972326	55.95 L 28	972550	31.95 L 15
350	SL350		71	973258	46.95 L 22	973605	40.95 L 19
350	XL350R		84-85	973259	93.95 L 28	973606	80.95 L 17
400	XR400R		96-03	973260	94.95 L 27	973607	56.95 L 20
450	CR450R	ELSINORE 450	81	973261	22.95 L 8	973608	13.95 L 5
450	CRF450R		02-07	973262	102.95 L 25	973609	59.95 L 14
450	CRF450R		08	973263	130.95 L 26	973610	87.95 L 14
450	CRF450R		09-15	973264	169.95 L 25	973611	112.95 L 13
450	CRF450X		05-15	973265	163.95 L 22	973612	114.95 L 10
500	CR500R		84	973266	23.95 L 9	973613	13.95 L 5
500	CR500R		85-86	973267	41.95 L 11	973614	33.95 L 5
500	CR500R		87-88	973268	54.95 L 13	973614	33.95 L 5

accessories

body

handlebar  
& gripscables &  
levers

exhaust

engine

fuel &  
intakeelectrical  
& ignition

clutch

drive

bearings

brakes

steering &  
suspension

tires

tools &  
shop

## VESRAH ENGINE GASKET SETS CONTINUED

CC	MODELS	NAME	YEAR	COMPLETE SET			PCS	TOP SET			PCS
<b>HONDA CONTINUED</b>											
500	CR500R		89-01	973269	49.95	L	13	973615	32.95	L	5
500	XL500S		79-81	973270	91.95	L	25	973616	79.95	L	16
500	XR500		79	973270	91.95	L	25	973616	79.95	L	16
500	XR500R		79-80	973271	55.95	L	25	973617	44.95	L	16
500	XR500R		81-82	973270	91.95	L	25	973616	79.95	L	16
500	XR500R		83-84	973272	88.95	L	35	973618	72.95	L	23
600	XL600R		83-87	973273	92.95	L	39	973619	78.95	L	26
600	XL600V	TRANSALP	89	973274	128.95	L	29	973620	113.95	L	18
600	XL600V	TRANSALP (PD06)	87-88	973275	115.95	L	29	973621	95.95	L	18
600	XR600R		85-87	973273	92.95	L	39	973619	78.95	L	26
600	XR600R		88-00	973276	119.95	L	28	973622	99.95	L	19
650	XL650	TRASSALP	00-07	972352	140.95	L	30	972574	118.95	L	19
650	XR650L		93-15	972352	140.95	L	30	972574	118.95	L	19
650	XR650R		00-07	973278	142.95	L	30	973623	77.95	L	14
<b>KAWASAKI</b>											
50	KDX50		03-06	973279	41.95	L	9	973624	25.95	L	4
60	KX60		83-84	973280	12.95	L	5	973625	6.95	L	3
60	KX60		85-03	973281	36.95	L	7	973626	31.95	L	4
65	KX65	MONSTER ENERGY	09	973283	53.95	L	9	973627	34.95	L	5
65	KX65		00-05	973282	53.95	L	9	973627	34.95	L	5
65	KX65		06-15	973283	53.95	L	9	973627	34.95	L	5
65	KX65		07	973283	53.95	L	9	973627	34.95	L	5
80	KD80	MINI	75-76	973284	14.95	L	7	973628	6.95	L	3
80	KD80	MINI	80-87	973284	14.95	L	7	973628	6.95	L	3
80	KD80	MINI	88-90	972386	12.95	L	5	972607	6.95	L	3
80	KDX80	MINI	82	973285	13.95	L	6	973629	7.95	L	4
80	KDX80	MINI	83	973286	14.95	L	7	973630	8.95	L	5
80	KDX80	MINI	84-87	973286	14.95	L	7	973630	8.95	L	5
80	KX80	BIG WHEEL	87	973288	31.95	L	7	973632	23.95	L	4
80	KX80	BIG WHEEL	89	973289	25.95	L	7	973633	17.95	L	4
80	KX80	BIG WHEEL	90	973290	29.95	L	7	973634	21.95	L	4
80	KX80	BIG WHEEL	91-94	973291	25.95	L	7	973635	17.95	L	4
80	KX80	MINI	81	973285	13.95	L	6	973629	7.95	L	4
80	KX80	MINI	84-85	973292	18.95	L	7	973636	12.95	L	4
80	KX80	MINI	86-87	973288	31.95	L	7	973632	23.95	L	4
80	KX80	MINI	89	973289	25.95	L	7	973633	17.95	L	4
80	KX80	MINI	90	973290	29.95	L	7	973634	21.95	L	4
80	KX80	MINI	91-97	973291	25.95	L	7	973635	17.95	L	4
80	KX80		98-00	973287	47.95	L	11	973631	28.95	L	7
85	KX85		01-05	973293	57.95	L	11	973637	36.95	L	7
85	KX85		06-09	973294	57.95	L	11	973637	36.95	L	7
85	KX85		09-13	973294	57.95	L	11	973637	36.95	L	7
85	KX85		14-15	973294	57.95	L	11	973637	36.95	L	7
85	KX85-II	LARGE WHEEL	08-09	973294	57.95	L	11	973637	36.95	L	7
85	KX85-II	LARGE WHEEL	09	973294	57.95	L	11	973637	36.95	L	7
85	KX85-II	LARGE WHEEL	10-13	973294	57.95	L	11	973637	36.95	L	7
85	KX85-II	LARGE WHEEL	11	973294	57.95	L	11	973637	36.95	L	7
85	KX85-II	LARGE WHEEL	14-15	973294	57.95	L	11	973637	36.95	L	7
100	KD100	MINI	76-79	973295	14.95	L	8	973638	6.95	L	3
100	KE100		76-77	972387	15.95	L	8	972608	5.95	L	3
100	KE100		78-81	973296	14.95	L	8	972608	5.95	L	3
100	KE100		82-01	973296	14.95	L	8	972608	5.95	L	5
100	KM100		76-81	973295	14.95	L	8	973638	6.95	L	3
100	KV100		76	973296	14.95	L	8	972608	5.95	L	3
100	KX100	KX100	09-13	973299	48.95	L	11	973640	30.95	L	7
100	KX100	KX100	14	973299	48.95	L	11	973640	30.95	L	7
100	KX100	KX100	14-15	973299	48.95	L	11	973640	30.95	L	7
100	KX100		01-05	973298	48.95	L	11	973640	30.95	L	7
100	KX100		06-08	973299	48.95	L	11	973640	30.95	L	7
100	KX100		95-97	973297	25.95	L	7	973639	17.95	L	4
100	KX100		98-00	973298	48.95	L	11	973640	30.95	L	7
110	KLX110		02-09	973300	89.95	L	21	973641	57.95	L	11
110	KLX110		10-14	973300	89.95	L	21	973641	57.95	L	11
110	KLX110		15	973300	89.95	L	21	973641	57.95	L	11
110	KLX110L		10-15	973300	89.95	L	21	973641	57.95	L	11

## VESRAH ENGINE GASKET SETS CONTINUED

CC	MODELS	NAME	YEAR	COMPLETE SET	PCS	TOP SET	PCS
<b>KAWASAKI CONTINUED</b>							
125	KD125		76-79	973301	13.95 L 7	973642	7.95 L 3
125	KDX125	KDX125SR	90	973302	43.95 L 14	973643	32.95 L 7
125	KE125		76-83	973301	13.95 L 7	973642	7.95 L 3
125	KLX125	KLX125	03-06	973303	67.95 L 15	973644	40.95 L 8
125	KLX125L		03-06	973303	67.95 L 15	973644	40.95 L 8
125	KMX125		86-87	973304	33.95 L 14	973645	25.95 L 8
125	KMX125		91	-----	15	973645	25.95 L 8
125	KX125		00	973315	62.95 L 16	973656	39.95 L 9
125	KX125		01-02	973316	66.95 L 17	973657	41.95 L 10
125	KX125		03-05	973317	72.95 L 13	973658	46.95 L 7
125	KX125		82-83	973305	20.95 L 8	973646	15.95 L 5
125	KX125		84	973306	25.95 L 11	973647	18.95 L 7
125	KX125		85	973307	39.95 L 12	973648	31.95 L 8
125	KX125		86	973307	39.95 L 12	973648	31.95 L 8
125	KX125		87	973308	40.95 L 12	973649	32.95 L 8
125	KX125		89	973309	38.95 L 15	973650	25.95 L 8
125	KX125		90-91	973310	46.95 L 18	973651	35.95 L 11
125	KX125		92-93	973311	43.95 L 20	973652	31.95 L 13
125	KX125		94	973312	49.95 L 20	973653	30.95 L 13
125	KX125		95-97	973313	61.95 L 20	973654	34.95 L 13
125	KX125		98	973314	59.95 L 16	973655	36.95 L 9
125	KX125		99	973314	59.95 L 16	973655	36.95 L 9
140	KLX140	KLX140	08-15	973318	63.95 L 21	973659	54.95 L 10
140	KLX140L	KLX140L	08-15	973318	63.95 L 21	973659	54.95 L 10
175	KDX175		80-82	973319	17.95 L 7	973660	12.95 L 5
175	KE175		80-83	973320	19.95 L 6	973661	10.95 L 4
200	KDX200		83-85	973321	21.95 L 7	973662	15.95 L 5
200	KDX200		86-87	973322	27.95 L 10	973663	19.95 L 8
200	KDX200		89-93	973323	36.95 L 17	973664	26.95 L 12
200	KDX200		95-06	973324	51.95 L 18	973665	32.95 L 11
220	KDX220	KDX220R	97-05	973325	54.95 L 18	973666	34.95 L 11
250	KDX250	KDX250R	91-93	973328	56.95 L 19	973669	39.95 L 13
250	KDX250		80	973326	19.95 L 6	973667	12.95 L 4
250	KDX250		81	973326	19.95 L 6	973667	12.95 L 4
250	KDX250		82-84	973327	22.95 L 7	973668	16.95 L 5
250	KL250	KL250R	83-84	973329	31.95 L 18	973670	20.95 L 14
250	KL250	KLR250	78-79	973330	32.95 L 19	973671	21.95 L 14
250	KL250	KLR250	80-81	973331	28.95 L 17	973672	21.95 L 13
250	KL250	KLR250	85-05	973332	83.95 L 34	973673	65.95 L 24
250	KL250	SUPER SHERPA	00-04	973333	220.95 L 24	973674	173.95 L 14
250	KL250	SUPER SHERPA	09	973333	220.95 L 24	973674	173.95 L 14
250	KLX250	D-TRACKER X	08-15	973334	217.95 L 30	973675	157.95 L 17
250	KLX250	KLX250S	09	973334	217.95 L 30	973675	157.95 L 17
250	KLX250	KLX250S	10	973334	217.95 L 30	973675	157.95 L 17
250	KLX250	KLX250S	12-15	973334	217.95 L 30	973675	157.95 L 17
250	KLX250	KLX250SF	09-10	973334	217.95 L 30	973675	157.95 L 17
250	KLX250		08-09	973334	217.95 L 30	973675	157.95 L 17
250	KLX250		10-15	973334	217.95 L 30	973675	157.95 L 17
250	KLX250		79-80	973331	28.95 L 17	973672	21.95 L 13
250	KLX250S	KLX250S	11-13	973334	217.95 L 30	973675	157.95 L 17
250	KLX250S	TKLX250S	14-15	973334	217.95 L 30	973675	157.95 L 17
250	KX250		01-02	973346	63.95 L 20	973683	46.95 L 14
250	KX250		77-78	973335	20.95 L 6	-----	4
250	KX250		82	973327	22.95 L 7	-----	5
250	KX250		83-84	973336	37.95 L 9	-----	6
250	KX250		85-86	973337	40.95 L 10	-----	5
250	KX250		87	973338	49.95 L 14	-----	10
250	KX250		88	973339	44.95 L 15	-----	9
250	KX250		89	973339	44.95 L 15	-----	9
250	KX250		90-91	973340	45.95 L 18	-----	12
250	KX250		92	973341	50.95 L 18	-----	12
250	KX250		93	973342	49.95 L 20	-----	14
250	KX250		94	973343	54.95 L 20	973681	37.95 L 14
250	KX250		95-96	973344	63.95 L 20	973682	42.95 L 14
250	KX250		97-98	973345	60.95 L 20	973682	42.95 L 14
250	KX250		99-00	973345	60.95 L 20	973682	42.95 L 14
250	KX250F	KX250F	04-05	973347	156.95 L 20	973684	90.95 L 11
250	KX250F	KX250F	06-08	973347	156.95 L 20	973684	90.95 L 11

- accessories
- body
- handlebar & grips
- cables & levers
- exhaust
- engine**
- fuel & intake
- electrical & ignition
- clutch
- drive
- bearings
- brakes
- steering & suspension
- tires
- tools & shop

## VESRAH ENGINE GASKET SETS CONTINUED

CC	MODELS	NAME	YEAR	COMPLETE SET			PCS	TOP SET			PCS
<b>KAWASAKI CONTINUED</b>											
250	KX250F	KX250F	09	973348	181.95	L	22	973685	107.95	L	13
250	KX250F	KX250F	10	973348	181.95	L	22	973685	107.95	L	13
250	KX250F	KX250F	11-13	973348	181.95	L	22	973685	107.95	L	13
250	KX250F	KX250F	13-15	973348	181.95	L	22	973685	107.95	L	13
300	KLX300	KLX300R	07	973349	184.95	L	27	973686	131.95	L	15
300	KLX300	KLX300R	97-07	973349	184.95	L	27	973686	131.95	L	15
400	KDX400		79-80	973350	21.95	L	6	973687	12.95	L	4
420	KDX420		81	973350	21.95	L	6	973687	12.95	L	4
420	KX420		80-81	973350	21.95	L	6	973687	12.95	L	4
450	KDX450		82	973350	21.95	L	6	973687	12.95	L	4
450	KLX450R		08-09	973351	180.95	L	26	973688	112.95	L	15
450	KX450F		06-08	973352	176.95	L	26	973688	112.95	L	15
450	KX450F		09	973353	185.95	L	29	973689	119.95	L	16
450	KX450F		10-14	973353	185.95	L	29	973689	119.95	L	16
500	KLE500		91-92	972396	121.95	L	50	972617	112.95	L	43
500	KX500		83-84	973354	21.95	L	6	973690	14.95	L	4
500	KX500		85	973355	27.95	L	10	973691	23.95	L	7
500	KX500		86	973356	36.95	L	17	973692	29.95	L	12
500	KX500		87	973356	36.95	L	17	973692	29.95	L	12
500	KX500		89-04	973357	44.95	L	17	973693	36.95	L	12
600	KL600	KLR 600	84	973358	106.95	L	26	973694	90.95	L	19
600	KL600	KLR 600	85-86	973359	112.95	L	32	973695	97.95	L	23
650	KL650	KLR650	08-14	973361	136.95	L	32	973697	107.95	L	20
650	KL650	KLR650	14-15	973361	136.95	L	32	973697	107.95	L	20
650	KL650	KLR650	87-05	973360	95.95	L	26	973696	74.95	L	16
650	KL650	TENGA	89-91	973360	95.95	L	26	973696	74.95	L	16
<b>SUZUKI</b>											
50	JR50	MINI	78-06	973362	13.95	L	8	973698	9.95	L	5
50	RM50	MINI	78-81	972431	12.95	L	9	972652	8.95	L	6
60	RM60	MINI	79-83	973363	10.95	L	6	973699	6.95	L	4
65	RM65		03-05	973364	34.95	L	9	973700	17.95	L	5
70	DR-Z70		08-09	973365	66.95	L	19	973701	53.95	L	14
70	DR-Z70		15	973365	66.95	L	19	973701	53.95	L	14
80	DS80	MINI	78-92	973366	13.95	L	7	973702	7.95	L	4
80	DS80	MINI	97-00	973367	26.95	L	7	973703	16.95	L	4
80	JR80		01-07	973367	26.95	L	7	973703	16.95	L	4
80	RM80	MINI	78-81	973368	11.95	L	6	973704	6.95	L	4
80	RM80	MINI	83-85	973369	17.95	L	6	973705	11.95	L	3
80	RM80	MINI	86-88	973370	20.95	L	8	973706	12.95	L	4
80	RM80	MINI	89	973371	24.95	L	10	973707	15.95	L	6
80	RM80	MINI	90	973372	22.95	L	10	973708	13.95	L	6
80	RM80	MINI	91-01	973373	22.95	L	11	973709	11.95	L	7
85	RM85		02-15	973374	85.95	L	12	973710	49.95	L	7
85	RM85L		02-15	973374	85.95	L	12	973710	49.95	L	7
90	RV90	ROVER	72-77	973375	10.95	L	8	973711	4.95	L	3
100	DR100		83-90	973376	22.95	L	13	973712	16.95	L	11
100	DS100		78-81	973377	12.95	L	8	973713	7.95	L	5
100	SP100		83	973376	22.95	L	13	973712	16.95	L	11
100	TS100	NONCHO	78-81	973377	12.95	L	8	973713	7.95	L	5
110	DR-Z110		03-05	973379	87.95	L	19	973715	57.95	L	11
125	DR125		82-86	973380	22.95	L	13	972654	16.95	L	11
125	DR125S	RAIDER	86-93	973380	22.95	L	13	972654	16.95	L	11
125	DR125S		82-84	973380	22.95	L	13	972654	16.95	L	11
125	DR125SE	JEBEL 125	94-96	973381	38.95	L	13	972655	28.95	L	9
125	DR-Z125		03-14	973382	67.95	L	16	973716	53.95	L	9
125	DR-Z125L		03-15	973382	67.95	L	16	973716	53.95	L	9
125	DS125		79-81	973383	12.95	L	8	973717	8.95	L	4
125	RM125		01-03	973395	77.95	L	11	973728	39.95	L	7
125	RM125		04-09	973396	77.95	L	11	973729	39.95	L	7
125	RM125		81	973384	19.95	L	12	973718	10.95	L	4
125	RM125		82-83	973385	32.95	L	7	973719	24.95	L	3
125	RM125		84-85	973386	26.95	L	8	973720	19.95	L	4
125	RM125		86	973387	29.95	L	11	973721	19.95	L	7
125	RM125		87-88	973388	47.95	L	11	973722	27.95	L	7
125	RM125		89	973389	38.95	L	10	973723	27.95	L	6
125	RM125		90	973390	28.95	L	12	973724	15.95	L	7
125	RM125		91	973391	41.95	L	12	973725	28.95	L	7

## VESRAH ENGINE GASKET SETS CONTINUED

CC	MODELS	NAME	YEAR	COMPLETE SET	PCS	TOP SET	PCS
<b>SUZUKI CONTINUED</b>							
125	RM125		92-96	973392	55.95 L	12	973726 29.95 L 7
125	RM125		97	973393	69.95 L	12	973727 36.95 L 7
125	RM125		98-00	973394	73.95 L	11	973728 39.95 L 7
125	SP125		82-83	973380	22.95 L	13	972654 16.95 L 11
125	SP125		86-88	973380	22.95 L	13	972654 16.95 L 11
125	TS125	DUSTER	78-81	973383	12.95 L	8	973717 8.95 L 4
125	TS125R		89-92	973397	31.95 L	9	973730 20.95 L 5
185	TS185	SIERRA	71-75	973399	12.95 L	9	973732 3.95 L 3
200	DR200		86	973400	33.95 L	16	973733 23.95 L 13
200	DR200SE	JEBEL 200	96-13	973401	50.95 L	16	973734 34.95 L 12
200	SP200		86	973400	33.95 L	16	973733 23.95 L 13
250	DR250		82-83	973402	36.95 L	17	973735 29.95 L 15
250	DR250		85	973402	36.95 L	17	973735 29.95 L 15
250	DR250		90	973403	70.95 L	14	973736 63.95 L 11
250	DR250		91-93	973404	79.95 L	14	973737 71.95 L 11
250	DR250S		86	973402	36.95 L	17	973735 29.95 L 15
250	DR250S		90	973403	70.95 L	14	973736 63.95 L 11
250	DR250S		91-92	973404	79.95 L	14	973737 71.95 L 11
250	DR250SE		93-94	973405	75.95 L	14	973738 71.95 L 11
250	DR250SE		95	973406	89.95 L	14	973738 71.95 L 11
250	DR-Z250		01-07	973407	158.95 L	16	973739 128.95 L 8
250	RM250	CHAMPION	01-02	973420	83.95 L	14	973751 39.95 L 9
250	RM250	CHAMPION	03-09	973421	85.95 L	14	973752 41.95 L 8
250	RM250	CHAMPION	82-83	973408	19.95 L	7	973740 11.95 L 3
250	RM250	CHAMPION	84-85	973409	21.95 L	7	973741 12.95 L 3
250	RM250	CHAMPION	86	973410	31.95 L	8	973742 23.95 L 4
250	RM250	CHAMPION	88	973411	34.95 L	10	973743 27.95 L 6
250	RM250	CHAMPION	89	973412	39.95 L	11	973744 26.95 L 7
250	RM250	CHAMPION	90	973413	50.95 L	12	973744 26.95 L 7
250	RM250	CHAMPION	91	973414	54.95 L	13	973745 25.95 L 8
250	RM250	CHAMPION	92-93	973415	54.95 L	13	973746 26.95 L 8
250	RM250	CHAMPION	94-95	973416	62.95 L	13	973747 26.95 L 8
250	RM250	CHAMPION	96-97	973417	63.95 L	11	973748 28.95 L 7
250	RM250	CHAMPION	98	973418	70.95 L	12	973749 32.95 L 8
250	RM250	CHAMPION	99-00	973419	72.95 L	13	973750 34.95 L 9
250	RM250XC	CHAMPION	09	973421	85.95 L	14	973752 41.95 L 8
250	RMX250		90-92	973422	68.95 L	12	973753 35.95 L 7
250	RMX250		93-96	973423	69.95 L	12	973754 37.95 L 7
250	RMX250		97-00	973424	69.95 L	12	973754 37.95 L 7
250	RM-Z250		04-06	973425	150.95 L	17	973755 86.95 L 9
250	RM-Z250		07-09	973426	172.95 L	18	973756 93.95 L 9
250	SP250		82-83	973402	36.95 L	17	973735 29.95 L 15
250	TS250	SAVAGE	71-75	973427	13.95 L	9	973757 5.95 L 4
250	TS250	SAVAGE	76	973428	15.95 L	9	973758 8.95 L 4
350	DR350		90	973429	73.95 L	14	973759 66.95 L 11
350	DR350		92-93	973430	81.95 L	14	973760 73.95 L 11
350	DR350		94	973431	88.95 L	14	973761 74.95 L 11
350	DR350		95-00	973432	100.95 L	14	973761 74.95 L 11
350	DR350S		90	973429	73.95 L	14	973759 66.95 L 11
350	DR350S		91-93	973430	81.95 L	14	973760 73.95 L 11
350	DR350SE		94	973433	89.95 L	14	973761 74.95 L 11
350	DR350SE		95-98	973434	101.95 L	14	973761 74.95 L 11
400	DR400		80	972444	31.95 L	15	972665 25.95 L 13
400	DR400S		80-81	972444	31.95 L	15	972665 25.95 L 13
400	DR-Z400E		05-07	973436	199.95 L	24	973762 133.95 L 10
400	DR-Z400S		05-15	973436	199.95 L	24	973762 133.95 L 10
400	DR-Z400SM		05-15	973436	199.95 L	24	973762 133.95 L 10
400	DR-Z400SMZ		07	973436	199.95 L	24	973762 133.95 L 10
400	SP400		80	972444	31.95 L	15	972665 25.95 L 13
450	RM-X450		05-06	973437	204.95 L	18	973763 126.95 L 10
450	RM-X450		07	973438	203.95 L	18	973764 126.95 L 9
450	RM-X450		08-15	973439	190.95 L	22	973765 118.95 L 11
450	RM-X450Z		10-15	973439	190.95 L	22	973765 118.95 L 11
450	RM-Z450		05-06	973437	204.95 L	18	973763 126.95 L 10
450	RM-Z450		07	973438	203.95 L	18	973764 126.95 L 9
450	RM-Z450		08-16	973439	190.95 L	22	973765 118.95 L 11

accessories

body

handlebar  
& gripscables &  
levers

exhaust

engine

fuel &  
intakeelectrical  
& ignition

clutch

drive

bearings

brakes

steering &  
suspension

tires

tools &  
shop

## VESRAH ENGINE GASKET SETS CONTINUED

CC	MODELS	NAME	YEAR	COMPLETE SET			PCS	TOP SET			PCS
<b>SUZUKI CONTINUED</b>											
500	DR500		81-83	973440	61.95	L	15	973766	52.95	L	12
500	RM500		83	973441	23.95	L	6	973767	12.95	L	3
500	RM500		84	973442	31.95	L	6	973768	17.95	L	3
500	SP500		81-83	973440	61.95	L	15	973766	52.95	L	12
600	DR600S		85-88	973443	88.95	L	19	973769	77.95	L	14
600	SP600		85	973443	88.95	L	19	973769	77.95	L	14
650	DR650R		90-91	973444	92.95	L	19	973770	77.95	L	13
650	DR650R		93	973444	92.95	L	19	973770	77.95	L	13
650	DR650RSE		91	973444	92.95	L	19	973770	77.95	L	13
650	DR650S		90-91	973444	92.95	L	19	973770	77.95	L	13
650	DR650S		93	973444	92.95	L	19	973770	77.95	L	13
650	DR650SE		01-15	973445	142.95	L	19	973771	102.95	L	11
650	DR650SE		94-95	973444	92.95	L	19	973770	77.95	L	13
<b>YAMAHA</b>											
50	DT50LC		88-90	973448	35.95	L	10	973773	28.95	L	3
50	PW50	Y-ZINGER MINI	90-15	973449	10.95	L	7	973774	5.95	L	3
50	TT-R50E		06-15	973450	77.95	L	17	973775	51.95	L	9
50	YZ50		80	973451	12.95	L	10	972712	5.95	L	3
60	YZ60	MINI	81-83	973452	11.95	L	6	973776	5.95	L	3
80	DT80		81-83	973453	6.95	L	7	973777	5.95	L	3
80	GT80	MINI	74-76	973453	6.95	L	7	973777	5.95	L	3
80	GTMX	MINI	74-79	973453	6.95	L	7	973777	5.95	L	3
80	MX80	MINI	80-82	973453	6.95	L	7	973777	5.95	L	3
80	PW80	Y-ZINGER MINI	95-02	973454	11.95	L	6	973778	5.95	L	3
80	YZ80	COMPETITION	83-84	973455	17.95	L	7	973779	11.95	L	3
80	YZ80	COMPETITION	85-86	973456	30.95	L	8	973780	23.95	L	3
80	YZ80	COMPETITION	87-92	973457	33.95	L	8	973781	23.95	L	3
80	YZ80	COMPETITION	93-01	973458	22.95	L	8	973782	15.95	L	4
85	YZ85		02-15	973459	27.95	L	10	973783	16.95	L	5
90	TT-R90		00-07	973460	64.95	L	19	973784	48.95	L	13
90	TT-R90E		03-07	973460	64.95	L	19	973784	48.95	L	13
100	DT100		74-77	973461	10.95	L	8	973785	5.95	L	3
100	DT100		80-83	973462	11.95	L	8	973786	6.95	L	3
100	MX100		74-75	973461	10.95	L	8	973785	5.95	L	3
100	YZ100		78-79	973463	13.95	L	7	973787	6.95	L	3
100	YZ100		80-81	973464	14.95	L	7	973788	8.95	L	3
100	YZ100		82-83	973465	13.95	L	7	973789	8.95	L	3
110	TT-R110E		08-15	973466	106.95	L	17	973790	54.95	L	11
125	DT125		74-76	973467	10.95	L	10	973791	6.95	L	5
125	DT125		78-79	973468	12.95	L	9	973792	5.95	L	3
125	DT125		80-81	973469	12.95	L	9	973793	5.95	L	3
125	DT125		82-84	973470	20.95	L	9	972713	12.95	L	3
125	IT125		80-82	973471	14.95	L	7	973794	8.95	L	3
125	MX125		74-75	973467	10.95	L	10	973791	6.95	L	5
125	TT-R125		00-04	973472	57.95	L	17	973795	48.95	L	10
125	TT-R125E		04-07	973472	57.95	L	17	973795	48.95	L	10
125	TT-R125E		08-09	973473	67.95	L	17	973796	48.95	L	11
125	TT-R125L		00-07	973472	57.95	L	17	973795	48.95	L	10
125	TT-R125L		08	973473	67.95	L	17	973796	48.95	L	11
125	TT-R125LE		04-07	973472	57.95	L	17	973795	48.95	L	10
125	TT-R125LE		08-15	973473	67.95	L	17	973796	48.95	L	11
125	XT125		82-83	973474	36.95	L	21	973797	31.95	L	16
125	YZ125	COMPETITION	05-16	973485	80.95	L	13	973808	40.95	L	7
125	YZ125	COMPETITION	74-75	973467	10.95	L	10	973791	6.95	L	5
125	YZ125	COMPETITION	77-78	973468	12.95	L	9	973792	5.95	L	3
125	YZ125	COMPETITION	81	973475	18.95	L	9	973798	11.95	L	4
125	YZ125	COMPETITION	82	973476	19.95	L	10	973799	13.95	L	6
125	YZ125	COMPETITION	83-85	973477	19.95	L	12	973800	14.95	L	7
125	YZ125	COMPETITION	86-88	973478	19.95	L	16	973801	12.95	L	10
125	YZ125	COMPETITION	89	973479	24.95	L	15	973802	15.95	L	9
125	YZ125	COMPETITION	91	973480	24.95	L	15	973803	15.95	L	10
125	YZ125	COMPETITION	92	973481	26.95	L	17	973804	17.95	L	12
125	YZ125	COMPETITION	94-97	973482	34.95	L	13	973805	18.95	L	8
125	YZ125	COMPETITION	98	973483	37.95	L	12	973806	18.95	L	7
125	YZ125	COMPETITION	99-04	973484	37.95	L	12	973807	19.95	L	7
175	DT175		74-76	973486	10.95	L	10	973809	6.95	L	5



## VESRAH ENGINE GASKET SETS CONTINUED

CC	MODELS	NAME	YEAR	COMPLETE SET			PCS	TOP SET			PCS
<b>YAMAHA CONTINUED</b>											
175	DT175		78-81	973487	12.95	L	10	973810	6.95	L	4
175	IT175	RACER	77-79	973487	12.95	L	10	973810	6.95	L	4
175	MX175		74-75	973486	10.95	L	10	973809	6.95	L	5
175	MX175		79-81	973487	12.95	L	10	973810	6.95	L	4
200	BW200	BIG WHEEL	85	973488	49.95	L	20	973811	42.95	L	16
200	TW200	TRAILWAY	88-96	973489	48.95	L	21	973812	41.95	L	15
200	TW200	TRAILWAY	97-15	973490	54.95	L	21	973813	40.95	L	15
200	TW200E	TRAILWAY	98	973490	54.95	L	21	973813	40.95	L	15
200	XT200		82-83	973488	49.95	L	20	973811	42.95	L	16
225	TT225		86-87	973491	56.95	L	20	973814	49.95	L	15
225	TT-R225		99-01	973492	53.95	L	20	973815	40.95	L	14
225	XT225	SEROW	92	973491	56.95	L	20	973814	49.95	L	15
225	XT225	SEROW	94-96	973491	56.95	L	20	973814	49.95	L	15
225	XT225	SEROW	97-07	973492	53.95	L	20	973815	40.95	L	14
230	TT-R230		05-15	973492	53.95	L	20	973815	40.95	L	14
250	DT250		77-79	973493	20.95	L	9	973816	11.95	L	3
250	IT250		79-80	973494	16.95	L	6	973817	10.95	L	3
250	IT250		81-83	973495	16.95	L	6	973817	10.95	L	3
250	TT250		80-82	973496	60.95	L	20	972716	49.95	L	17
250	TT-R250		99-06	973497	112.95	L	22	973818	70.95	L	10
250	TY250		76-77	973498	19.95	L	9	973816	11.95	L	3
250	WR250F		01-15	973499	140.95	L	29	973819	83.95	L	10
250	WR250R		08-15	973500	167.95	L	25	973820	104.95	L	9
250	WR250X		08-15	973500	167.95	L	25	973820	104.95	L	9
250	WR250Z		91-95	973501	25.95	L	15	973821	14.95	L	9
250	WR250Z		96-98	973502	41.95	L	15	973822	20.95	L	10
250	XT250	SEROW 250	09-12	973504	129.95	L	24	973824	96.95	L	14
250	XT250	SEROW 250	13-15	973505	138.95	L	23	973825	90.95	L	12
250	XT250		80-83	973496	60.95	L	20	972716	49.95	L	17
250	XT250		84	973503	76.95	L	17	973823	69.95	L	14
250	YZ250	COMPETITION	82	973506	19.95	L	13	973826	13.95	L	8
250	YZ250	COMPETITION	83-85	973507	38.95	L	12	973827	31.95	L	7
250	YZ250	COMPETITION	86	973508	20.95	L	13	973828	13.95	L	8
250	YZ250	COMPETITION	87	973509	21.95	L	14	973829	14.95	L	9
250	YZ250	COMPETITION	88-89	973510	26.95	L	16	973830	16.95	L	10
250	YZ250	COMPETITION	90-94	973501	25.95	L	15	973821	14.95	L	9
250	YZ250	COMPETITION	95	973511	46.95	L	14	973831	22.95	L	9
250	YZ250	COMPETITION	96	973512	43.95	L	14	973831	22.95	L	9
250	YZ250	COMPETITION	97	973513	43.95	L	14	973832	22.95	L	9
250	YZ250	COMPETITION	98	973514	48.95	L	14	973833	25.95	L	9
250	YZ250	COMPETITION	99-16	973515	130.95	L	18	973834	76.95	L	11
250	YZ250F	COMPETITION	01-14	973499	140.95	L	29	973819	83.95	L	10
250	YZ250WR	COMPETITION	90	973501	25.95	L	15	973821	14.95	L	9
350	TT350		86-87	973516	79.95	L	16	973835	73.95	L	13
350	XT350		85-91	973516	79.95	L	16	973835	73.95	L	13
350	XT350		92-00	973517	110.95	L	16	973836	93.95	L	13
400	YZ400F		98-99	973518	165.95	L	29	973837	94.95	L	10
426	YZ426F		00-02	973518	165.95	L	29	973837	94.95	L	10
450	WR450F		05-07	973519	168.95	L	30	973838	93.95	L	10
450	WR450F		08-15	973520	177.95	L	24	973839	98.95	L	10
450	YZ450F		03-05	973521	175.95	L	30	973838	93.95	L	10
450	YZ450F		06-09	973520	177.95	L	24	973839	98.95	L	10
490	IT490		83	973522	21.95	L	6	973840	15.95	L	3
490	YZ490		82-83	973522	21.95	L	6	973840	15.95	L	3
490	YZ490		84-90	973523	38.95	L	8	973841	27.95	L	5
500	TT500		76-81	973524	47.95	L	26	973842	36.95	L	13
500	WR500Z		92	973523	38.95	L	8	973841	27.95	L	5
500	XT500		76-82	973524	47.95	L	26	973842	36.95	L	13
550	XT550		82-83	973525	63.95	L	26	973843	53.95	L	19
600	TT600		83-85	972515	56.95	L	26	972732	46.95	L	20
600	XT600		84	972515	56.95	L	26	972732	46.95	L	20
600	XT600		87	972515	56.95	L	26	972732	46.95	L	20
600	XT600		88	973527	93.95	L	28	973844	77.95	L	20
600	XT600E		90-92	973528	126.95	L	29	973845	110.95	L	20
600	XT600E		94-95	973529	146.95	L	27	973846	120.95	L	20
660	XTZ660		91	973530	142.95	L	25	973847	121.95	L	17

accessories

body

handlebar  
& gripscables &  
levers

exhaust

engine

fuel &  
intakeelectrical  
& ignition

clutch

drive

bearings

brakes

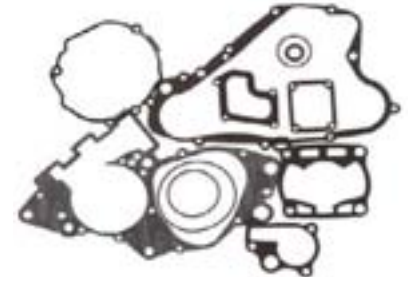
steering &  
suspension

tires

tools &  
shop

## COMETIC★ ENGINE GASKETS

- The highest quality gaskets available
- Cometic gaskets are constructed from spring steel or graphite
- Spring steel gaskets are made from a stainless steel shim design coated with a .0001" thickness of silicone on both sides
- Graphite material is impervious to fuels, coolants and oils
- Engine case rebuild gasket kits include all gaskets needed for a lower end rebuild (base gasket not included)



- accessories
- body
- handlebar & grips
- cables & levers
- exhaust
- engine
- fuel & intake
- electrical & ignition
- clutch
- drive
- bearings
- brakes
- steering & suspension
- tires
- tools & shop

HONDA						
			EST TOP END			
CRF50	04-11	39 mm	C7974-EST	910972	57.15	L
XR50	88-03	41 mm	C7975-EST	910973	57.15	L
Z50R	82-87					
			EST TOP END			
XR70R	97-03	50 mm	C7300-EST	910946	62.41	L
CRF70	04-11					
			TOP END KIT			
CR80	80-82	51.5 mm	C7334	911674	21.99	L
TC80	70-78					
			TOP END KIT			
CR80	83-83	51.5 mm	C7000	911675	21.99	L
			CRANK SEAL KIT			
			C7653	911897	16.58	L
			TOP END KIT			
CR80	84-84	51.5 mm	C7001	911676	21.99	L
			CRANK SEAL KIT			
			C7653	911897	16.58	L
			TOP END KIT			
CR80	85-85	49 mm	C7002	911779	19.14	L
			CRANK SEAL KIT			
			C7653	911897	16.58	L
			TOP END KIT			
CR80	86-91	48 mm	C7003	911522	26.80	L
			CRANK SEAL KIT			
			C7653	911897	16.58	L
			TOP END KIT			
CR80	92-02	48 mm	C7126	911523	26.80	L
CR80 Expert	96-02	49 mm	C7305	911524	26.80	L
CR85	03-07	51 mm	C7932	911526	26.80	L
		52 mm	C7315	911525	26.80	L
			BOTTOM END KIT			
			C3311	911263	35.35	L
			TOP END KIT			
XL80	80-85	50 mm	C7230	911680	21.76	L
XR80	79-84					
XR80R	85-91					
XR80Z A/B	79-81					
			EST TOP END			
CRF80F	04-07	50 mm	C7231-EST	910991	54.80	L
XR80R	92-03					
			TOP END KIT			
XL100	79-85	55 mm	C7988	911527	26.80	L
			TOP END KIT			
XR100 MLS Head	81-91	58 mm	C7985	911529	26.80	L
			EST TOP END			
CRF100 MLS Head	04-09	55 mm	C7989-EST	910937	65.53	L
XR100 MLS Head	92-03	58 mm	C7986-EST	910936	65.53	L
			TOP END KIT			
CR125	73-78	58 mm	C7465	911419	30.84	L
MT125						

HONDA CONTINUED						
			TOP END KIT			
CR125	79-80	57.7 mm	C7466	911521	26.80	L
			BOTTOM END KIT			
			C3311	911263	35.35	L
			TOP END KIT			
CR125	81	56 mm	C3168	911223	35.72	L
			TOP END KIT			
CR125	82	56 mm	C3430	-----		
			TOP END KIT			
CR125	83-83	57 mm	C7118	911679	21.76	L
			TOP END KIT			
CR125	84-85	57 mm	C7005	911315	31.91	L
			TOP END KIT			
CR125	86-86	56 mm	C7006	911314	31.91	L
			TOP END KIT			
CR125	87-87	56 mm	C7007	911220	35.72	L
			CRANK SEAL KIT			
			C7654	911484	17.04	L
			TOP END KIT			
CR125	88-88	56 mm	C7008	911221	35.72	L
			CRANK SEAL KIT			
			C7654	911484	17.04	L
			TOP END KIT			
CR125	89-89	56 mm	C7009	911222	34.35	L
			CRANK SEAL KIT			
			C7654	911484	17.04	L
			TOP END KIT			
CR125	90-91	55 mm	C7010	911224	35.72	L
			BOTTOM END KIT			
			C3313	911006	49.87	L
			CRANK SEAL KIT			
			C7654	911484	17.04	L
			TOP END KIT			
CR125	92-97	55 mm	C7115	911225	35.72	L
		56 mm	C7306	911227	35.72	L
		58 mm	C7299	911226	35.72	L
			BOTTOM END KIT			
			C3313	911006	49.87	L
			CRANK SEAL KIT			
			C7654	911484	17.04	L
			TOP END KIT			
CR125	98-99	55 mm	C7394	911228	35.72	L
		56 mm	C7406	911229	35.72	L
		58 mm	C7407	911230	35.72	L
			BOTTOM END KIT			
			C3313	911006	49.87	L
			CRANK SEAL KIT			
			C7654	911484	17.04	L

## COMETIC★ ENGINE GASKETS CONTINUED

HONDA CONTINUED						
			TOP END KIT			
CR125	00-00	54 mm	C7678	911146	38.33	L
		56 mm	C7694	911081	42.13	L
		58 mm	C7695	911082	42.13	L
			BOTTOM END KIT			
			C3313	911006	49.87	L
			CRANK SEAL KIT			
			C7654	911484	17.04	L
			TOP END KIT			
CR125	01-02	54 mm	C7757	911147	38.33	L
			BOTTOM END KIT			
			C3317	911007	49.87	L
			CRANK SEAL KIT			
			C7654	911484	17.04	L
			TOP END KIT			
CR125	03-04	54 mm	C7181	911074	42.19	L
		56 mm	C7184	911075	42.19	L
		57 mm	C3220	911073	42.19	L
			BOTTOM END KIT			
			C3317	911007	49.87	L
			CRANK SEAL KIT			
			C7654	911484	17.04	L
			TOP END KIT			
CR125	05-07	54 mm	C3085	911076	42.19	L
		56 mm	C3088	911077	42.19	L
		57 mm	C3221	911078	42.19	L
			BOTTOM END KIT			
			C3319	910891	72.75	L
			CRANK SEAL KIT			
			C7654	911484	17.04	L
			EST TOP END KIT			
CRF150F	03-09	64.5 mm	C3131-EST	910907	71.49	L
		67 mm	C3161-EST	910908	71.49	L
			EST TOP END KIT			
CRF150R,RB	07-09	66 mm	C3187-EST	911002	51.95	L
		68 mm	C3171-EST	911001	51.95	L
			BOTTOM END KIT			
			C3326	911017	48.72	L
			TOP END KIT			
XL200R	83-84	67 mm	C7234	911528	26.80	L
XR200R	80-83					
			TOP END KIT			
XR200	84-85	69 mm	C7235	911530	26.80	L
			TOP END KIT			
XR200R	86-91	67 mm	C7236	911531	26.80	L
			TOP END KIT			
XR200R	92-03	67 mm	C7237	911532	26.80	L
			EST TOP END KIT			
CRF230F	03-06	66 mm	C3132-EST	910909	71.49	L
			TOP END KIT			
CR250	73-74	71 mm	C7811	911551	25.55	L
			BOTTOM END KIT			
			C3321	911431	30.11	L
			TOP END KIT			
CR250	78-80	71 mm	C7278	911273	34.47	L
			BOTTOM END KIT			
			C3322	911361	31.15	L

HONDA CONTINUED						
			TOP END KIT			
CR250	81-82	68 mm	C7011	911552	25.55	L
			BOTTOM END KIT			
			C3323	911005	50.99	L
			TOP END KIT			
CR250	83-83	68 mm	C7108	911553	25.55	L
			CRANK SEAL KIT			
			C7697	911317	18.15	L
			TOP END KIT			
CR250	84-84	68 mm	C7012	911554	25.55	L
			TOP END KIT			
CR250	85-85	68 mm	C7013	911231	35.72	L
			CRANK SEAL KIT			
			C7697	911317	18.15	L
			TOP END KIT			
CR250	86-89	68 mm	C7015	911148	38.33	L
			CRANK SEAL KIT			
			C7697	911317	18.15	L
			TOP END KIT			
CR250	90-91	68 mm	C7016	911149	36.90	L
			CRANK SEAL KIT			
			C7697	911317	18.15	L
			TOP END KIT			
CR250	92-01	68.5 mm	C7116	911150	38.33	L
			BOTTOM END KIT			
			C3324	910995	53.49	L
			CRANK SEAL KIT			
			C7655	911316	16.99	L
			TOP END KIT			
CR250	02-04	66.5 mm	C7191	911046	44.29	L
		68.5 mm	C7197	911047	44.29	L
			BOTTOM END KIT			
			C3325	911016	48.87	L
			CRANK SEAL KIT			
			C7655	911316	16.99	L
			TOP END KIT			
CR250	05-07	66.5 mm	C3089	911048	44.29	L
		68.5 mm	C3092	911049	44.29	L
			BOTTOM END KIT			
			C3325	911016	48.87	L
			CRANK SEAL KIT			
			C7655	911316	16.99	L
			EST TOP END KIT			
CRF250R,X	04-09	78 mm	C3133-EST	910917	69.63	L
		79 mm	C7185-EST	910918	69.63	L
		81 mm	C7189-EST	910919	69.63	L
			BOTTOM END KIT			
			C3329	910966	59.23	L
			EST TOP END KIT			
CRF250R	10-11	78mm	C3288-EST	910984	55.38	L
		80mm	C3289-EST	910985	55.38	L
		82mm	C3290-EST	910986	55.38	L
			BOTTOM END KIT			
			C3415	910965	56.95	L
			TOP END KIT			
XL250	86-05	74 mm	C7145	911435	29.35	L
XR250R	86-05	78 mm	C7146	911436	29.35	L

- accessories
- body
- handlebar & grips
- cables & levers
- exhaust
- engine
- fuel & intake
- electrical & ignition
- clutch
- drive
- bearings
- brakes
- steering & suspension
- tires
- tools & shop

## COMETIC★ ENGINE GASKETS CONTINUED

- accessories
- body
- handlebar & grips
- cables & levers
- exhaust
- engine
- fuel & intake
- electrical & ignition
- clutch
- drive
- bearings
- brakes
- steering & suspension
- tires
- tools & shop

HONDA CONTINUED							
			TOP END KIT				
XL250	91-96	74 mm	C7821	911233	35.72	L	
XR250R	86-95	77 mm	C7893	911235	35.72	L	
XR250R	96-04	78 mm	C7822	911234	35.72	L	
			BOTTOM END KIT				
			C3330	911500	27.44	L	
			EST TOP END KIT				
XR400R	96-05	86 mm	C7825-EST	910849	80.99	L	
		89 mm	C7826-EST	910850	80.99	L	
			BOTTOM END KIT				
			C3327	911025	47.10	L	
			EST TOP END KIT				
CRF450R	02-08	96 mm	C3047-EST	910892	72.75	L	
		99 mm	C3049-EST	910893	72.75	L	
			BOTTOM END KIT				
			C3328				
			EST TOP END KIT				
CRF450R	09-11	96mm	C3270-EST	910816	89.38	L	
		98mm	C3275-EST	910817	89.38	L	
		100mm	C3276-EST	910818	89.38	L	
			BOTTOM END KIT				
			C3315	910841	79.45	L	
			EST TOP END KIT				
CRF450X	05-07	96 mm	C3134-EST	910819	89.38	L	
			TOP END KIT				
CR480	82-83	91 mm	C7017	911019	48.44	L	
			TOP END KIT				
XL500	79-82	91 mm	C7147	911437	29.35	L	
XR500	79-82	95 mm	C7148	911321	31.91	L	
			TOP END KIT				
XR500	83-84	93 mm	C7238	911323	31.91	L	
			TOP END KIT				
CR500	84-84	91 mm	C7018	911020	48.44	L	
			TOP END KIT				
CR500	85-88	91 mm	C7019	911083	42.13	L	
			TOP END KIT				
CR500	89-01	91 mm	C7020	911084	42.13	L	
			TOP END KIT				
XL600	83-87	103 mm	C7149	911322	31.91	L	
			TOP END KIT				
XR600	88-00	98 mm	C7827	911151	38.33	L	
		100 mm	C7896	911154	38.33	L	
		101 mm	C7828	911152	38.33	L	
		102 mm	C7957	911155	38.33	L	
		103 mm	C7829	911153	38.33	L	
			BOTTOM END KIT				
			C3341	911023	47.79	L	
			TOP END KIT				
XR650L	93-06	103 mm	C3216	911324	31.91	L	
			TOP END KIT				
XR650R	00-07	101 mm	C7681	911156	38.33	L	
		103 mm	C7753	911157	38.33	L	

KAWASAKI							
			TOP END KIT				
KDX50	03-05	43 mm	C7014	911780	19.14	L	
			TOP END KIT				
KX60	94-98	45 mm	C7154	911616	22.99	L	
		48 mm	C7605	911617	22.99	L	
		53 mm	C7606	911618	22.99	L	
			BOTTOM END KIT W/CRANK SEALS				
			C3343	911306	32.19	L	
			CRANK SEAL KIT				
			C7656	911485	16.99	L	
			TOP END KIT				
KX60	99-03	45 mm	C7501	911619	22.99	L	
			BOTTOM END KIT W/CRANK SEALS				
			C3343	911306	32.19	L	
			CRANK SEAL KIT				
			C7656	911485	16.99	L	
			TOP END KIT				
KX65	00-08	45 mm	C7736	911621	22.99	L	
		47 mm	C7682	911620	22.99	L	
		48 mm	C7737	911622	22.99	L	
			BOTTOM END KIT W/CRANK SEALS				
			C3344	911267	34.92	L	
			CRANK SEAL KIT				
			C7656	911485	16.99	L	
			TOP END KIT				
KX80 EZ	83-84	50 mm	C7027	911626	22.99	L	
			TOP END KIT				
KX80 E3	85-85	50 mm	C7028	911625	22.99	L	
			CRANK SEAL KIT				
			C7656	911485	16.99	L	
			TOP END KIT				
KX80 G1, G2	86-87	50 mm	C7029	911627	22.99	L	
		53 mm	C7318	911628	22.99	L	
			CRANK SEAL KIT				
			C7656	911485	16.99	L	
			TOP END KIT				
KX80 L1, L2, L3	88-90	50 mm	C7030	911629	22.99	L	
		53 mm	C7319	911630	22.99	L	
			CRANK SEAL KIT				
			C7656	911485	16.99	L	
			TOP END KIT				
KX80	91-97	49 mm	C7031	911631	22.99	L	
		50 mm	C7307	911623	22.99	L	
			BOTTOM END KIT W/CRANK SEALS				
			C3345	911360	31.99	L	
			CRANK SEAL KIT				
			C7656	911485	16.99	L	
			TOP END KIT				
KX80	98-00	49 mm	C7391	911624	22.99	L	
			BOTTOM END KIT W/CRANK SEALS				
			C3345	911360	31.99	L	
			CRANK SEAL KIT				
			C7656	911485	16.99	L	
			TOP END KIT				
KX85	01-01	50.5 mm	C7760	911632	22.99	L	
			BOTTOM END KIT				
			C3346	911298	32.99	L	
			CRANK SEAL KIT				
			C7656	911485	16.99	L	

## COMETIC★ ENGINE GASKETS CONTINUED

KAWASAKI CONTINUED						
			TOP END KIT			
KX85	02-10	50.5 mm	C7859	911558	25.55	L
			BOTTOM END KIT			
			C3346	911298	32.99	L
			CRANK SEAL KIT			
			C7656	911485	16.99	L
			TOP END KIT			
KX100	95-97	53 mm	C7268	911424	30.66	L
		54.5 mm	C7347	911236	35.72	L
			BOTTOM END KIT			
			C3347	911313	31.99	L
			CRANK SEAL KIT			
			C7656	911485	16.99	L
			TOP END KIT			
KX100	98-08	53 mm	C7392	911425	30.66	L
		54.5 mm	C7413	911237	35.72	L
			BOTTOM END KIT			
			C3347	911313	31.99	L
			CRANK SEAL KIT			
			C7656	911485	16.99	L
			TOP END KIT			
KLX110	03-08	55 mm	C7939-EST	911092	41.68	L
		57 mm	C7949-EST	911093	41.68	L
			TOP END KIT			
KLX125	03-05	59 mm	C7835	911459	29.11	L
		61 mm	C3109	911458	29.11	L
			TOP END KIT			
KX125	78-79	57 mm	C7130	911644	22.83	L
			TOP END KIT			
KX125	80-81	57 mm	C7131	911727	20.44	L
			TOP END KIT			
KX125	82-83	58 mm	C7109	911729	20.44	L
			TOP END KIT			
KX125	84-84	58 mm	C7110	911730	20.44	L
			TOP END KIT			
KX125 D1, E1, E2	85-86	58 mm	C7032	911301	32.82	L
			CRANK SEAL KIT			
			C7698	911208	25.65	L
			TOP END KIT			
KX125	87-87	58 mm	C7119	911238	35.72	L
			TOP END KIT			
KX125 F1	88-88	58 mm	C7033	911245	35.72	L
			CRANK SEAL KIT			
			C7657	911885	16.99	L
			TOP END KIT			
KX125 G1	89-89	58 mm	C7034	911246	35.72	L
			CRANK SEAL KIT			
			C7657	911885	16.99	L
			TOP END KIT			
KX125 H, H1	90-91	58 mm	C7035	911248	35.72	L
			CRANK SEAL KIT			
			C7657	911885	16.99	L
			TOP END KIT			
KX125	92-92	56 mm	C7117	911244	35.72	L
			CRANK SEAL KIT			
			C7657	911885	16.99	L

KAWASAKI CONTINUED						
			TOP END KIT			
KX125	93-94	56 mm	C7133	911239	35.72	L
			BOTTOM END KIT W/OIL SEALS			
			C3349	911052	43.97	L
			CRANK SEAL KIT			
			C7657	911885	16.99	L
			TOP END KIT			
KX125	95-97	56 mm	C7241	911240	35.72	L
		58 mm	C7297	911241	35.72	L
			BOTTOM END KIT W/OIL SEALS			
			C3349	911052	43.97	L
			CRANK SEAL KIT			
			C7657	911885	16.99	L
			TOP END KIT			
KX125	98-00	56 mm	C7393	911242	35.72	L
		58 mm	C7414	911243	35.72	L
			BOTTOM END KIT W/OIL SEALS			
			C3349	911052	43.97	L
			CRANK SEAL KIT			
			C7657	911885	16.99	L
			TOP END KIT			
KX125	01-02	56 mm	C7762	911159	38.33	L
		58 mm	C7763	911160	38.33	L
			BOTTOM END KIT W/OIL SEALS			
			C3349	911052	43.97	L
			CRANK SEAL KIT			
			C7657	911885	16.99	L
			TOP END KIT			
KX125	03-03	O-Ring	C7921	911161	38.33	L
			BOTTOM END KIT W/OIL SEALS			
			C3350	910963	60.72	L
			CRANK SEAL KIT			
			C7657	911885	16.99	L
			TOP END KIT			
KX125	04-07	O-Ring	C7203	911162	38.33	L
			BOTTOM END KIT W/OIL SEALS			
			C3350	910963	60.72	L
			CRANK SEAL KIT			
			C7657	911885	16.99	L
			TOP END KIT			
KDX200	86-88	68 mm	C7042	911433	29.47	L
			TOP END KIT			
KDX200	89-94	68 mm	C7043	911085	42.13	L
		74 mm	C7321	911086	42.13	L
			TOP END KIT			
KDX200	95-06	68 mm	C7242	911087	42.13	L
		73 mm	C7320	911088	42.13	L
			TOP END KIT			
KDX220R	97-05	70 mm	C7298	911089	42.13	L
			TOP END KIT			
KDX250	91-94	69 mm	C7134	911280	34.27	L
			TOP END KIT			
KL, KLR250	85-05	77 mm	C7244	911270	34.60	L
			TOP END KIT			
KLX250R	94-00	73 mm	C7214	911430	30.14	L
			TOP END KIT			
KX250	83-84	72 mm	C7111	911613	23.46	L
			CRANK SEAL KIT			
			C7658	911497	27.80	L

- accessories
- body
- handlebar & grips
- cables & levers
- exhaust
- engine
- fuel & intake
- electrical & ignition
- clutch
- drive
- bearings
- brakes
- steering & suspension
- tires
- tools & shop

## COMETIC★ ENGINE GASKETS CONTINUED

- accessories
- body
- handlebar & grips
- cables & levers
- exhaust
- engine
- fuel & intake
- electrical & ignition
- clutch
- drive
- bearings
- brakes
- steering & suspension
- tires
- tools & shop

KAWASAKI CONTINUED							
			TOP END KIT				
KX250 D1	85-85	72 mm	C7037	911283	33.45	L	
			CRANK SEAL KIT				
			C7658	911497	27.80	L	
			TOP END KIT				
KX250 D2	86-86	72 mm	C7038	911462	28.99	L	
			CRANK SEAL KIT				
			C7658	911497	27.80	L	
			TOP END KIT				
KX250 E1	87-87	69.5 mm	C7039	911304	32.43	L	
			CRANK SEAL KIT				
			C7658	911497	27.80	L	
			TOP END KIT				
KX250 F1, G1, H1	88-90	69 mm	C7040	911036	44.69	L	
			CRANK SEAL KIT				
			C7658	911497	27.80	L	
			TOP END KIT				
KX250 H2	91-91	69mm	C7041	-----			
			CRANK SEAL KIT				
			C7658	911497	27.80	L	
			TOP END KIT				
KX250	92-92	69 mm	C7100	-----			
			CRANK SEAL KIT				
			C7658	911497	27.80	L	
			TOP END KIT				
KX250	88-92	68.5 mm	C7135	911034	44.69	L	
			CRANK SEAL KIT				
			C7658	911497	27.80	L	
			TOP END KIT				
KX250	93-93	68.5 mm	C7135	911034	44.69	L	
			BOTTOM END KIT				
			C3351	910979	56.99	L	
			CRANK SEAL KIT				
			C7658	911497	27.80	L	
			TOP END KIT				
KX250	94-96	68.5 mm	C7155	911035	44.69	L	
			BOTTOM END KIT				
			C3351	910979	56.99	L	
			CRANK SEAL KIT				
			C7658	911497	27.80	L	
			TOP END KIT				
KX250 .010" SS Head	94-00	74 mm	C7304	911037	44.69	L	
			CRANK SEAL KIT				
			C7658	911497	27.80	L	
			TOP END KIT				
KX250 .043" Fiber Head	94-00	74 mm	C7325	911038	44.69	L	
			CRANK SEAL KIT				
			C7658	911497	27.80	L	

KAWASAKI CONTINUED							
			TOP END KIT				
KX250	01-01	68.5 mm	C7764	911032	44.69	L	
		74 mm	C7765	911033	44.69	L	
			BOTTOM END KIT				
			C3352	910942	63.47	L	
			CRANK SEAL KIT				
			C7773	911163	27.80	L	
			TOP END KIT				
KX250	02-03	68.5 mm	C7861	911018	48.50	L	
			BOTTOM END KIT				
			C3352	910942	63.47	L	
			CRANK SEAL KIT				
			C7773	911163	27.80	L	
			TOP END KIT				
KX250	04-04	68.5 mm	C7269	910996	53.37	L	
		70.5 mm	C7284	910997	53.37	L	
			BOTTOM END KIT				
			C3352	910942	63.47	L	
			CRANK SEAL KIT				
			C7773	911163	27.80	L	
			TOP END KIT				
KX250	05-07	66.6 mm	C3096	911574	24.91	L	
			CRANK SEAL KIT				
			C7773	911163	27.80	L	
			TOP END KIT				
KX250F	04-08	77 mm	C3174-EST	910875	74.99	L	
		78 mm	C3054-EST	910871	74.99	L	
		80 mm	C3056-EST	910872	74.99	L	
		81mm	C7221-EST	910876	74.99	L	
		83 mm	C3135-EST	910874	74.99	L	
		84 mm	C3118-EST	910873	74.99	L	
			BOTTOM END KIT				
			C3354	911050	44.20	L	
			TOP END KIT				
KX250F	09-12	78mm	C3267-EST	910877	74.99	L	
		79mm	C3274-EST	910879	74.99	L	
		80mm	C3271-EST	910878	74.99	L	
			C3418	911302	32.74	L	
			TOP END KIT				
KLX300R	97-05	78 mm	C7302	911494	27.89	L	
		80 mm	C7420	911495	27.89	L	
			TOP END KIT				
KLX 400	03-04	92 mm	C7688-EST	910862	77.46	L	
		94 mm	C7806-EST	910863	77.46	L	
		95mm	C7963-EST	910864	77.46	L	
		97 mm	C7980-EST	910861	64.23	L	
			TOP END KIT				
KX450F	06-08	96 mm	C3136-EST	910923	69.14	L	
		98 mm	C3146-EST	910924	69.14	L	
			BOTTOM END KIT				
			C3355	-----			
			TOP END KIT				
KX450F	09-12	96mm	C3268-EST	910925	69.14	L	
		98mm	C3285-EST	-----			
			BOTTOM END KIT				
			C3405	911004	51.31	L	

## COMETIC★ ENGINE GASKETS CONTINUED

KAWASAKI CONTINUED						
			TOP END KIT			
KX500 B2, C1	86-88	88 mm	C7045	911279	34.35	L
			BOTTOM END KIT			
			C3356	911136	39.94	L
			CRANK SEAL KIT			
			C7659	911325	19.22	L
			TOP END KIT			
KX500 E1, E2	89-90	88 mm	C7046	911195	37.84	L
			BOTTOM END KIT			
			C3356	911136	39.94	L
			CRANK SEAL KIT			
			C7659	911325	19.22	L
			TOP END KIT			
KX500 E3,	91-04	88 mm	C7047	911127	40.85	L
			BOTTOM END KIT			
			C3356	911136	39.94	L
			CRANK SEAL KIT			
			C7659	911325	19.22	L
			TOP END KIT			
KLX650, KLX650R	93-97	100 mm	C7246	911158	38.33	L
KTM						
			TOP END KIT			
50 Mini, Junior & Senior Adventure	94-01	41 mm	C7282	911331	31.91	L
			BOTTOM END KIT			
			C3381	912396	8.16	L
			TOP END KIT			
50 Mini Adventure	02-05	41 mm	C7292	911330	31.91	L
			BOTTOM END KIT			
			C3382	911815	17.99	L
			TOP END KIT			
50 SXR Pro Jr/Sr	97-01	43 mm	C7415	911332	31.91	L
			TOP END KIT			
50 LC Pro Jr/Sr	01-01	O-Ring	C7863	911172	38.33	L
			BOTTOM END KIT			
			C3383	911645	22.82	L
			TOP END KIT			
50 SX Pro Senior LC	02-05	O-Ring	C7295	911173	38.33	L
			BOTTOM END KIT			
			C3383	911645	22.82	L
			TOP END KIT			
65 SX	98-01	O-Ring	C7416	911249	35.72	L
			BOTTOM END KIT			
			C3384	911214	36.35	L
			TOP END KIT			
65 SX	02-08	O-Ring	C7333	911174	38.33	L
			BOTTOM END KIT			
			C3385	911015	49.61	L
			TOP END KIT			
SX65	09-10	O-Ring	C3416			
			TOP END KIT			
85 SX	04-05	O-Ring	C7384	911175	38.33	L
			BOTTOM END KIT			
			C3386	911140	38.43	L
			TOP END KIT			
125 SX, EXC	93-96	O-Ring	C7097	911326	31.91	L
			CRANK SEAL KIT			
			C7660	911327	28.81	L

KTM CONTINUED						
			TOP END KIT			
125 SX, EXC	98-01	O-Ring	C7456	911329	31.91	L
			BOTTOM END KIT			
			C3387	910854	78.28	L
			CRANK SEAL KIT			
			C7661	911328	28.81	L
			TOP END KIT			
125 SX, EXC	97-03	O-Ring	C7386	911164	38.33	L
125 SX	02-06					
			BOTTOM END KIT			
			C3388	910806	92.90	L
			CRANK SEAL KIT			
			C7661	911328	28.81	L
			TOP END KIT			
125 SX	07-08	O-Ring	C3211	911090	42.13	L
			TOP END KIT			
200 SX, MXC, EXC	98-02	O-Ring	C7738	911166	38.33	L
			BOTTOM END KIT*			
			C3389	910853	78.99	L
			CRANK SEAL KIT			
			C7661	911328	28.81	L
			TOP END KIT			
200 SX, EXC, MXC	03-05	O-Ring	C7942	911165	38.33	L
			BOTTOM END KIT			
			C3389	910853	78.99	L
			CRANK SEAL KIT			
			C7661	911328	28.81	L
			TOP END KIT			
250 SX, EXC	90-99	O-Ring	C7098	911167	38.33	L
			BOTTOM END KIT			
			C3390	910852	80.26	L
			CRANK SEAL KIT			
			C7662	911274	28.81	L
			TOP END KIT			
250 SX	00-02	O-Ring	C7690	911091	42.13	L
250 EXC	00-03					
			BOTTOM END KIT			
			C3391	910870	75.99	L
			CRANK SEAL KIT			
			C7662	911274	28.81	L
			TOP END KIT			
250 SX	03-06	O-Ring	C7943	911031	45.99	L
			BOTTOM END KIT			
			C3392	910828	88.35	L
			CRANK SEAL KIT			
			C7662	911274	28.81	L
			TOP END KIT			
250 SX	07-10	O-Ring	C3222	911168	38.33	L
			TOP END KIT			
250 EXC	04-05	O-Ring	C7417	911028	46.33	L
			BOTTOM END KIT			
			C3393	910807	92.71	L
			TOP END KIT			
250 EXC, RFS	02-05	76 mm	C7169	910967	58.76	L
		78 mm	C7409	910968	58.76	L

- accessories
- body
- handlebar & grips
- cables & levers
- exhaust
- engine
- fuel & intake
- electrical & ignition
- clutch
- drive
- bearings
- brakes
- steering & suspension
- tires
- tools & shop

## COMETIC★ ENGINE GASKETS CONTINUED

accessories
body
handlebar & grips
cables & levers
exhaust
engine
fuel & intake
electrical & ignition
clutch
drive
bearings
brakes
steering & suspension
tires
tools & shop

KTM CONTINUED						
			TOP END KIT			
250 SX-F, EXC-F, XC-F	05-10	77 mm	C3164-EST	910961	60.84	L
		79 mm	C3184-EST	910962	60.84	L
			TOP END KIT			
300 SX, EXC	90-99	O-Ring	C7099	911169	38.33	L
			BOTTOM END KIT			
			C3390	910852	80.26	L
			CRANK SEAL KIT			
			C7662	911274	28.81	L
			TOP END KIT			
300 SX, EXC, MXC	00-04	O-Ring	C7816	911170	38.33	L
			BOTTOM END KIT			
			C3391	910870	75.99	L
			CRANK SEAL KIT			
			C7662	911274	28.81	L
			TOP END KIT			
300 EXC, MXC, XC, XC-W	05-07	O-Ring	C7423	911029	46.33	L
			BOTTOM END KIT			
			C3392	910828	88.35	L
			CRANK SEAL KIT			
			C7662	911274	28.81	L
			TOP END KIT			
300 XC, XC-W	08-10		C3222	911168	38.33	L
			TOP END KIT			
350SX-F	2011	88mm	C3428-EST			
		90mm	C3429-EST			
		91mm	C3458-EST			
			TOP END KIT			
350 EXC, RXC	87-90	O-Ring	C7288	911008	49.80	L
			TOP END KIT			
360 SX, EXC	96-97	O-Ring	C7285	911171	38.33	L
380 SX, EXC	98-01					
			BOTTOM END KIT			
			C3390	910852	80.26	L
			CRANK SEAL KIT			
			C7662	911274	28.81	L
			TOP END KIT			
400 LC4, MLS Head	88-01	95.5 mm	C7170	910948	61.95	L
			TOP END KIT			
400, 450, 525 SX, EXC, RFS	00-06	91 mm	C7693-EST	910903	71.71	L
		94 mm	C7885-EST	910905	71.71	L
		95 mm	C7944-EST	910906	71.71	L
		96 mm	C7454-EST	910900	71.71	L
		97 mm	C7691-EST	910902	71.71	L
		98 mm	C7461-EST	910901	71.71	L
		99 mm	C7792-EST	910904	71.71	L
			BOTTOM END KIT			
			C3394	911053	43.63	L
			TOP END KIT			
450SX-F	07-10	97mm	C3412-EST	910970	57.69	L
			TOP END KIT			
505SX-F	07-10	100mm	C3413-EST	-----		

KTM CONTINUED						
			TOP END KIT			
450 EXC-R	08	95 mm	C3241-EST	910952	61.31	L
530 EXC-R		97 mm	C3242-EST	910953	61.31	L
		99 mm	C3243-EST	910954	61.31	L
		101 mm	C3244-EST	910955	61.31	L
			TOP END KIT			
450 XC	08-	89 mm	C3263-EST	910926	68.99	L
		91mm	C3264-EST	910927	68.99	L
			TOP END KIT			
525 XC	08-	95 mm	C7944-EST	910906	71.71	L
		96 mm	C7454-EST	910900	71.71	L
		97 mm	C7691-EST	910902	71.71	L
		98 mm	C7461-EST	910901	71.71	L
		99 mm	C7792-EST	910904	71.71	L
			BOTTOM END KIT			
			C3340	910983	55.61	L
			TOP END KIT			
620 LC4, MLS Head	88-01	102 mm	C7171	910949	61.95	L
		105 mm	C7209	910950	61.95	L
			LEM			
			TOP END KIT			
Cross CR-3 USA	96-03	41 mm	C7282	911331	31.91	L
LX1						
LX2 Factory						
LX2, LX2 Sport						
LX3						
LX3 Sport						
			SUZUKI			
			TOP END KIT			
JR50	78-08	43 mm	C7014	911780	19.14	L
			TOP END KIT			
RM60	03-04	45 mm	C7501	911619	22.99	L
			BOTTOM END KIT			
			C3343	911306	32.19	L
			CRANK SEAL KIT			
			C7656	911485	16.99	L
			TOP END KIT			
RM65	03-08	45 mm	C7736	911621	22.99	L
		47 mm	C7682	911620	22.99	L
		48 mm	C7737	911622	22.99	L
			BOTTOM END KIT			
			C3344	911267	34.92	L
			CRANK SEAL KIT			
			C7656	911485	16.99	L
			TOP END KIT			
RM80	83-85	51 mm	C7102	911826	17.57	L
			TOP END KIT			
RM80 G, H, J	86-88	50 mm	C7052	911696	21.76	
			CRANK SEAL KIT			
			C7699	912029	12.77	L
			TOP END KIT			
RM80 K	89-90	50 mm	C7053	911634	22.99	L
			CRANK SEAL KIT			
			C7663	911489	20.29	L
			TOP END KIT			
RM80	91-01	O-Ring	C7054	911633	22.99	L
			BOTTOM END KIT			
			C3357	911026	46.75	L
			CRANK SEAL KIT			
			C7663	911489	20.29	L
			TOP END KIT			
RM85	02-09	O-Ring	C7857	911561	25.55	L
			BOTTOM END KIT			
			C3358	910999	52.99	L
			CRANK SEAL KIT			
			C7663	911489	20.29	L



## COMETIC★ ENGINE GASKETS CONTINUED

SUZUKI CONTINUED						
			TOP END KIT			
RM100	03-04	53 mm	C7392	911425	30.66	L
		54.5 mm	C7413	911237	35.72	L
			BOTTOM END KIT			
			C3359	911825	17.63	L
			TOP END KIT			
DR-Z110	03-05	55 mm	C7939-EST	911092	41.68	L
		57 mm	C7949-EST	911093	41.68	L
			TOP END KIT			
DR-Z125	03-05	59 mm	C7835	911459	29.11	L
		61 mm	C3109	911458	29.11	L
			TOP END KIT			
RM125	83-83	56 mm	C7103	911731	20.44	L
			TOP END KIT			
RM125	84-85	56 mm	C7055	911533	26.80	L
			TOP END KIT			
RM125	86-86	56 mm	C7056	911342	31.91	L
			CRANK SEAL KIT			
			C7700	911488	12.77	L
			TOP END KIT			
RM125	87-88	56 mm	C7057	911343	31.91	L
			CRANK SEAL KIT			
			C7700	911488	12.77	L
			TOP END KIT			
RM125	89-89	56 mm	C7058	911344	31.91	L
			CRANK SEAL KIT			
			C7664	911487	20.29	L
			TOP END KIT			
RM125	90-90	O-Ring	C7120	911339	31.91	L
			CRANK SEAL KIT			
			C7664	911487	20.29	L
			TOP END KIT			
RM125	91-91	O-Ring	C7059	911345	31.91	L
			CRANK SEAL KIT			
			C7664	911487	20.29	L
			TOP END KIT			
RM125	92-92	O-Ring	C7112	911340	31.91	L
			BOTTOM END KIT			
			C3360	910969	58.27	L
			CRANK SEAL KIT			
			C7664	911487	20.29	L
			TOP END KIT			
RM125	93-97	O-Ring	C7136	911341	31.91	L
			BOTTOM END KIT			
			C3360	910969	58.27	L
			CRANK SEAL KIT			
			C7664	911487	20.29	L
			TOP END KIT			
RM125	98-00	O-Ring	C7136	911341	31.91	L
			BOTTOM END KIT			
			C3361	911132	40.51	L
			TOP END KIT			
RM125	01-03	O-Ring	C7778	911338	31.91	L
			BOTTOM END KIT			
			C3362	910980	56.89	L
			CRANK SEAL KIT			
			C7784	911486	28.11	L
			TOP END KIT			
RM125	04-07	O-Ring	C7508	911265	35.10	L
			BOTTOM END KIT			
			C3362	910980	56.89	L
			CRANK SEAL KIT			
			C7784	911486	28.11	L
			TOP END KIT			
RM250	77-80	69 mm	C7468	911444	29.35	L

SUZUKI CONTINUED						
			TOP END KIT			
RM250	81-81	69 mm	C7814	911445	29.35	L
			TOP END KIT			
RM250	83-83	72 mm	C7104	911560	25.55	L
			TOP END KIT			
RM250	84-85	72 mm	C7060	911276	34.47	L
			TOP END KIT			
RM250	86-86	69 mm	C7061	911277	34.47	L
			CRANK SEAL KIT			
			C7701	911348	22.43	L
			TOP END KIT			
RM250	87-88	69 mm	C7062	911183	38.33	L
		74 mm	C7327	911184	38.33	L
			CRANK SEAL KIT			
			C7701	911348	22.43	L
			TOP END KIT			
RM250	89-90	68 mm	C7063	911185	38.33	L
		73.5 mm	C7328	911186	38.33	L
			CRANK SEAL KIT			
			C7702	-----		
			TOP END KIT			
RM250	91-91	O-Ring	C7065	911187	38.33	L
			CRANK SEAL KIT			
			C7703	911346	21.36	L
			TOP END KIT			
RM250	92-93	O-Ring	C7123	911181	38.33	L
			BOTTOM END KIT			
			C3365	910933	66.51	L
			CRANK SEAL KIT			
			C7703	911346	21.36	L
			TOP END KIT			
RM250	94-95	O-Ring	C7156	911182	38.33	L
			BOTTOM END KIT			
			C3366	910920	69.63	L
			CRANK SEAL KIT			
			C7704	911347	23.50	L
			TOP END KIT			
RM250	96-98	O-Ring	C7280	911133	40.51	L
			BOTTOM END KIT			
			C3367	910947	62.35	L
			CRANK SEAL KIT			
			C7665	911336	20.29	L
			TOP END KIT			
RM250	99-00	O-Ring	C7505	911039	44.69	L
			BOTTOM END KIT			
			C3368	910940	64.15	L
			CRANK SEAL KIT			
			C7665	911336	20.29	L
			TOP END KIT			
RM250	01-02	O-Ring	C7779	911011	49.80	L
			BOTTOM END KIT			
			C3369	910939	64.43	L
			CRANK SEAL KIT			
			C7665	911336	20.29	L
			TOP END KIT			
RM250	03-04	O-Ring	C7467	911012	49.80	L
			BOTTOM END KIT			
			C3370	910998	52.99	L
			CRANK SEAL KIT			
			C7665	911336	20.29	L
			TOP END KIT			
RM250	05-08	O-Ring	C3099	911013	49.80	L
			BOTTOM END KIT			
			C3371	910964	60.49	L
			CRANK SEAL KIT			
			C3372	911704	21.37	L

- accessories
- body
- handlebar & grips
- cables & levers
- exhaust
- engine**
- fuel & intake
- electrical & ignition
- clutch
- drive
- bearings
- brakes
- steering & suspension
- tires
- tools & shop

## COMETIC★ ENGINE GASKETS CONTINUED

- accessories
- body
- handlebar & grips
- cables & levers
- exhaust
- engine
- fuel & intake
- electrical & ignition
- clutch
- drive
- bearings
- brakes
- steering & suspension
- tires
- tools & shop

SUZUKI CONTINUED						
			TOP END KIT			
RMX250	89-92	68 mm	C7257	911188	38.33	L
			TOP END KIT			
RMX250	93-99	68 mm	C7258	911189	38.33	L
			TOP END KIT			
DR-Z250	03-05	73 mm	C7968	911209	36.99	L
		80 mm	C7969	911210	36.99	L
			TOP END KIT			
RM-Z250	04-06	77 mm	C3174-EST	910875	74.99	L
		78 mm	C3054-EST	910871	74.99	L
		80 mm	C3056-EST	910872	74.99	L
		81mm	C7221-EST	910876	74.99	L
		83 mm	C3135-EST	910874	74.99	L
		84 mm	C3118-EST	910873	74.99	L
			BOTTOM END KIT			
			C3377	911043	44.67	L
			TOP END KIT			
RM-Z250	07-09	77 mm	C3175-EST	910956	61.31	L
		78 mm	C3176-EST	910957	61.31	L
		79 mm	C3177-EST	910958	61.31	L
		81 mm	C3203-EST	910959	61.31	L
		83 mm	C3278-EST	910960	61.31	L
			BOTTOM END KIT			
RM-Z250	07-09		C3422			
			TOP END KIT			
RM-Z250	2010	77 mm	C3406-EST	910974	57.10	L
		79 mm	C3407-EST	910975	57.10	L
		80 mm	C3408-EST	910976	57.10	L
		82 mm	C3409-EST	910977	57.10	L
		84 mm	C3410-EST	910978	57.10	L
			TOP END KIT			
DR350	90-99	80 mm	C7068	911438	29.35	L
		82 mm	C7157	911439	29.35	L
		88 mm	C7263	911440	29.35	L
		91 mm	C7264	911441	29.35	L
			TOP END KIT			
DR-Z400	00-05	92 mm	C7688-EST	910862	77.46	L
		94 mm	C7806-EST	910863	77.46	L
		95mm	C7963-EST	910864	77.46	L
		97 mm	C7980-EST	910861	64.23	L
			TOP END KIT			
RM-Z450	05-07	95.5 mm	C3102-EST	910829	86.99	L
		97.5 mm	C3104-EST	910830	86.99	L
		98 mm	C3127-EST	910831	86.99	L
			BOTTOM END KIT			
			C3379	910840	82.62	L
			TOP END KIT			
RM-Z450	08-12	97mm	C3233-EST	910888	73.48	L
		99mm	C3234-EST	910889	73.48	L
		101mm	C3235-EST	910890	73.48	L
RM-Z450	09-12		C3396	910981	56.61	L
			TOP END KIT			
DR650	95-01	103 mm	C7335	911442	29.35	L
YAMAHA						
			TOP END KIT			
PW50	81-05	42 mm	C7266	911677	21.99	L
			TOP END KIT			
YSR50	87-92	46 mm	C7075	911678	21.99	L
			TOP END KIT			
PW80	83-01	50 mm	C7251	911534	26.46	L
			TOP END KIT			
YZ80	83-83	49 mm	C7105	911782	19.14	L
			CRANK SEAL KIT			
			C7666	911783	11.70	L

YAMAHA CONTINUED						
			TOP END KIT			
YZ80	84-84	50 mm	C7106	911784	19.14	L
			CRANK SEAL KIT			
			C7666	911783	11.70	L
			TOP END KIT			
YZ80 N	85-85	50 mm	C7076	911639	22.99	L
			CRANK SEAL KIT			
			C7666	911783	11.70	L
			TOP END KIT			
YZ80 KR,Z,HF,V,W,B	86-92	50 mm	C7080	911638	22.99	L
			CRANK SEAL KIT			
			C7666	911783	11.70	L
			TOP END KIT			
YZ80	93-01	O-Ring	C7137	911636	22.99	L
		54 mm Big Bore	C7331	911637	22.99	L
			BOTTOM END KIT			
			C3292	911205	37.36	L
			C7666	911783	11.70	L
			TOP END KIT			
YZ85	02-08	O-Ring	C7851	911566	25.55	L
			BOTTOM END KIT			
			C3293	911272	34.50	L
			CRANK SEAL KIT			
			C7666	911783	11.70	L
			TOP END KIT			
TT-R90	00-08	48mm	C3249-EST	910945	54.99	L
			TOP END KIT			
YZ125	83-84	58 mm	C7107	911635	22.99	L
			TOP END KIT			
YZ125 N	85-85	58 mm	C7081	911355	31.91	L
			TOP END KIT			
YZ125 S, T, J	86-88	O-Ring	C7082	911356	31.91	L
			CRANK SEAL KIT			
			C7668	911563	19.21	L
			TOP END KIT			
YZ125 W	89-89	O-Ring	C7083	911357	31.91	L
			CRANK SEAL KIT			
			C7668	911563	19.21	L
			TOP END KIT			
YZ125	90-91	O-Ring	C7084	911426	30.66	L
			CRANK SEAL KIT			
			C7668	911563	19.21	L
			TOP END KIT			
YZ125	92-93	O-Ring	C7139	911427	30.66	L
			BOTTOM END KIT			
			C3294	911196	37.52	L
			CRANK SEAL KIT			
			C7668	911563	19.21	L
			TOP END KIT			
YZ125	94-97	O-Ring	C7158	911428	30.66	L
			BOTTOM END KIT			
			C3295	911197	37.52	L
			CRANK SEAL KIT			
			C7668	911563	19.21	L
			TOP END KIT			
YZ125	98-00	O-Ring	C7399	911429	30.66	L
			BOTTOM END KIT			
			C3296	911359	31.81	L
			CRANK SEAL KIT			
			C7667	911565	12.78	L

## COMETIC★ ENGINE GASKETS CONTINUED

YAMAHA CONTINUED						
			TOP END KIT			
YZ125	01-02	O-Ring	C7853	911295	33.17	L
			BOTTOM END KIT			
			C3297	911134	40.35	L
			CRANK SEAL KIT			
			C7802	911562	21.35	L
			TOP END KIT			
YZ125	03-04	O-Ring	C7936	911296	33.17	L
			BOTTOM END KIT			
			C3297	911134	40.35	L
			CRANK SEAL KIT			
			C7802	911562	21.35	L
			TOP END KIT			
YZ125	05-08	O-Ring	C3105	911297	33.17	L
			BOTTOM END KIT			
			C3298	911211	36.99	L
			TOP END KIT			
TTR125, MLS Head	99-05	55 mm	C7755	911490	28.11	L
		58 mm	C7815	911491	28.11	L
			BOTTOM END KIT			
			C3299	912059	11.99	L
			TOP END KIT			
DTWR200	90-92	68 mm	C7142	911535	26.29	L
		72 mm	C7330	911536	26.29	L
			TOP END KIT			
YZ250	86-87	O-Ring	C7086	911213	36.99	L
			TOP END KIT			
YZ250	88	O-Ring	C7087	911212	36.99	L
			CRANK SEAL KIT			
			C7669	911604	12.78	L
			TOP END KIT			
YZ250	89-90	O-Ring	C7088	911256	35.72	L
			CRANK SEAL KIT			
			C7669	911604	12.78	L
			TOP END KIT			
YZ250, WR250	91-91	O-Ring	C7089	911260	35.72	L
			CRANK SEAL KIT			
			C7669	911604	12.78	L
			TOP END KIT			
YZ250, WR250	92-94	O-Ring	C7113	911261	35.72	L
			BOTTOM END KIT			
			C3300	911478	28.50	L
			CRANK SEAL KIT			
			C7669	911604	12.78	L
			TOP END KIT			
YZ250	95-96	O-Ring	C7250	911257	35.72	L
			BOTTOM END KIT			
			C3300	911478	28.50	L
			CRANK SEAL KIT			
			C7669	911604	12.78	L
			TOP END KIT			
YZ250	97-98	O-Ring	C7337	911258	35.72	L
			BOTTOM END KIT			
			C3300	911478	28.50	L
			CRANK SEAL KIT			
			C7669	911604	12.78	L
			TOP END KIT			
YZ250	99-01	O-Ring	C7507	911259	35.72	L
			BOTTOM END KIT			
			C3301	911215	36.34	L
			CRANK SEAL KIT			
			C7670	911605	12.78	L

YAMAHA CONTINUED						
			TOP END KIT			
YZ250	02-08	O-Ring	C7855	911190	38.33	L
			BOTTOM END KIT			
			C3301	911215	36.34	L
			TOP END KIT			
TTR250	99-06	75 mm	C7726	911492	28.11	L
		83 mm	C7340	911278	34.47	L
			TOP END KIT			
WR250F, YZ250F	01-12	77 mm	C7905-EST	910932	68.59	L
		79 mm	C3057-EST	910928	68.59	L
		81 mm	C3059-EST	910929	68.59	L
		83 mm	C3061-EST	910930	68.59	L
		84 mm	C3120-EST	910931	68.59	L
			BOTTOM END KIT			
			C3302	911299	32.95	L
			TOP END KIT			
XT350	85-99	87.5 mm	C7530	911697	21.76	L
			TOP END KIT			
YZ400F	98-99	92 mm	C7400	911191	38.33	L
		94 mm	C7401	911192	38.33	L
		95 mm	C7689	911193	38.33	L
		97 mm	C7470	911014	38.33	L
			BOTTOM END KIT			
			C3303	911745	19.99	L
			TOP END KIT			
YZ426F	00-02	95 mm	C7689	911193	38.33	L
		97 mm	C7470	911014	38.33	L
			BOTTOM END KIT			
			C3304	911927	15.62	L
			TOP END KIT			
YZ450F	03-05	95 mm	C7947-EST	910827	89.38	L
		96 mm	C3147-EST	910824	89.38	L
		97 mm	C3064-EST	910822	89.38	L
		98 mm	C3148-EST	910825	89.38	L
		99 mm	C3149-EST	910826	89.38	L
		100 mm	C3117-EST	910823	89.38	L
			BOTTOM END KIT			
			C3305	911789	18.91	L
			TOP END KIT			
YZ450F, WR450	06-09	95 mm	C7908-EST	910887	73.79	L
		98 mm	C3178-EST	910885	73.79	L
			BOTTOM END KIT			
			C3306	911080	42.18	L
			TOP END KIT			
YZ450F	10-11	97mm	C3395-EST	910982	55.65	L
			TOP END KIT			
YZ490	83-83	89 mm	C7138	911138	39.70	L
			TOP END KIT			
YZ490	84-86	89 mm	C7090	911137	39.70	L
YZ490	87-90					
WR500	91-93					
			TOP END KIT			
XTT500/SR500	76-81	90 mm	C7252	911446	29.35	L
			TOP END KIT			
TT600 XT, SRX	83-87	98 mm	C7114	911447	29.35	L
			TOP END KIT			
XT600	88-96	97 mm	C7213	911448	29.35	L
		98 mm	C7276	911449	29.35	L
		101 mm	C7277	911450	29.35	L

- accessories
- body
- handlebar & grips
- cables & levers
- exhaust
- engine**
- fuel & intake
- electrical & ignition
- clutch
- drive
- bearings
- brakes
- steering & suspension
- tires
- tools & shop

## ATHENA RACE GASKET KITS

Athena has specifically designed this for the Pro, Semipro, and Amateur riders who freshen up their engine prior to a race series or during mid season. The kit will include a top of the line MLSS (Multi Layer Stainless Steel) Head Gasket and two premium quality base gaskets, one of which has a reduced thickness of 0.1 mm, to optimize engine compression ratios. This new composition gives the rider/technician a choice to increase compression and decrease the squish in order to get better performances.



Our kits are very competitively priced and supplied in captivating packaging. These are sure to be a strong seller in the marketplace!

### SUPERIOR PERFORMANCE THROUGH INNOVATION

**RAW MATERIALS** Each Head Gasket configuration utilizes the best raw materials available, such as AISI 304 Stainless Steel. Athena utilizes state of the art processing such as in-line laser cutting and multi-stage stamping technologies. With our Multi-Layered Steel (MLS) Head Gasket, each layer is individually blanked and formed specially to optimize performance.

**OPTIMIZED EMBOSSING FORMATION** Through multi stage processing, our embossing process optimizes the radius in the bend areas. The result is reduction in stress points, improved conformability, and superior wet-out (contact area) that is superior to the competition. Our technology also provides a consistent inner flange spacing of (minimum 1 mm) from the edge to the embossed start point. This results in a superior seal in the embossed areas.

**STRESS STABILIZATION & RELAXATION** This proprietary tempering process significantly reduces forming induced stresses. Pre-coated metal (used by competition) would not be able to survive this stabilization process. Advantages of a tempered metal are reduced hardness and brittleness, increased flexibility and deformation retention. This process dramatically increases the long term durability and reliability of each head gasket.

**PROPRIETARY COATING TECHNOLOGIES** Four different layers are used to provide the ultimate seal between the head and block mating surfaces. These coatings will normally eliminate the need for additional deck surfacing. Our coating processing provides 100% encapsulation of all exposed metal, far superior to the competition that has exposed raw steel on the edges. The layers include Fluoroelastomer (FKM) for extreme-temperature and chemical resistance. This technology provides superior conformability, oxidation resistance, and better removability, even after extreme temperature exposure.

APPLICATION	YEAR	PART #	
<b>HONDA</b>			
CR 125 R	04	950004	21.95 G
CR 125 R	05-07	950005	21.95 G
CR 250 R	05-07	950008	21.95 G
CRF 250 R / X	04-09	950009	45.95 G
CRF 250 R / X	10-12	950010	47.95 G
CRF 450 R	02-06	950011	49.95 G
CRF 450 R	07-08	950012	49.95 G
CRF 450 R	09-12	950013	79.95 G
CRF 450 X	05-12	950014	49.95 G
CRF 500 X	05-09	950014	49.95 G
<b>KAWASAKI</b>			
KX 60	85-03	950016	16.95 G
KX 65	00-12	950017	19.95 G
KX 80	98-00	950018	21.95 G
KX 85	01-12	950018	21.95 G
KX 100	98-12	950018	21.95 G
KLX 110	02-12	950018	21.95 G
KX 125	00-02	950019	25.95 G
KX 125	03-08	950020	25.95 G
KX 250	93-94	950021	25.95 G
KX 250	95-00	950021	25.95 G
KX 250	05-08	950023	25.95 G
KX 250 F	09-12	950025	49.95 G
KX 450 F	09	950027	49.95 G
KX 450 F	10-12	950028	49.95 G

APPLICATION	YEAR	PART #	
<b>KTM</b>			
250 EXC-F	05-11	950029	46.95 G
250 SX-F	06-12	950029	46.95 G
250 XC-F	08-12	950029	46.95 G
250 XC-F-W	08-12	950029	46.95 G
250 XC-F-W Champions Ed.	10-12	950029	46.95 G
350 SX-F	11-12	950030	51.95 G
350 XC-F	12	950030	51.95 G
350 XCF-W	12	950030	51.95 G
<b>SUZUKI</b>			
RM 65	03-05	950017	19.95 G
RM 85	02-11	950033	13.95 G
RM 100	03-08	950034	21.95 G
RM 250	99-00	950037	15.95 G
RM 250	01-02	950038	15.95 G
RM 250	03-08	950039	15.95 G
RM-Z 250	07-09	950040	49.95 G
RM-Z 250	10-12	950041	51.95 G
RM-Z 450	05-06	950042	49.95 G
RM-Z 450	07	950043	49.95 G
RM-Z 450	08-12	950044	51.95 G
<b>YAMAHA</b>			
YZ 80	93-01	950045	13.95 G
YZ 85	02-12	950045	13.95 G
WR 250 F 5 valve	01-12	950048	43.95 G
YZ 250 F	01-12	950048	43.95 G
YZ 450 F	10-12	950054	45.95 G



## K&L EXHAUST PIPE GASKETS



- Made in Japan to meet or exceed OEM specifications.
- Sold in packages of 10.

MAKE/MODEL	YEAR	PART #	
<b>HONDA DUAL SPORT/OFFROAD</b>			
SL125/K1/K2 Motor Sport	71-73	720833	25.95 G
TL125K1/K2 Trials	74-75	720833	25.95 G
XL125/K1	74-75	720833	25.95 G
CRF150	03-09	720833	25.95 G
XL185S	79-83	720833	25.95 G
XR185	1979	720833	25.95 G
TLR200 Reflex	86-87	720833	25.95 G
XL200R	83-84	720833	25.95 G
XR200 (dual shock)	80-84	720833	25.95 G
XR200R Pro-Link	81-83	720833	25.95 G
XR200R	86-03	720833	25.95 G
CRF230	03-09	720833	25.95 G
CRF250R/X	03-09	720834	22.95 G
XL250R	82-83	720833	25.95 G
XL250 Motor Sport	73-76	720836	25.95 G
SL350 Motor Sport	70-72	720836	25.95 G
XL350R	84-85	720833	25.95 G
XR400R	96-04	720833	25.95 G
XL500S	79-81	720833	25.95 G
XR500/500R	79-84	720833	25.95 G
XL600R	83-87	720833	25.95 G
XR600R	85-00	720833	25.95 G
XR650L	93-06	720833	25.95 G
<b>KAWASAKI DUAL SPORT/OFFROAD</b>			
KL250G Super Sherpa	00-03	720754	37.95 G
KL250D2-D22 KLR250	85-05	720754	37.95 G
KLX250R	94-96	720754	37.95 G
KLX250S	06-10	720754	37.95 G
KLX300A2-A10	97-05	720754	37.95 G

MAKE/MODEL	YEAR	PART #	
<b>SUZUKI DUAL SPORT/OFFROAD</b>			
RM85	01-09	720789	81.95 G
DR-Z125	03-09	720862	18.95 G
DR-Z 250	2006	720862	18.95 G
DR350S Dual Sport	94-99	720789	81.95 G
DR-Z400	01-09	720709	26.95 G
RM-Z450	05-09	720712	22.95 G
<b>YAMAHA DUAL SPORT/OFFROAD</b>			
TT-R125	00-06	720688	21.95 G
BW200	85-88	720849	19.95 G
TW200T Trailway	87-06	720849	19.95 G
XT200 Dual Sport	82-83	720849	19.95 G
TT-225	86-87	720849	19.95 G
TT-R225	99-04	720849	19.95 G
XT-225	92-06	720849	19.95 G
TTR-230	05-09	720849	19.95 G
TT250G/H/J	80-82	720849	19.95 G
WR250F	02-09	720710	25.95 G
XT250 Dual Sport	80-83	720849	19.95 G
XT250L/LC Dual Sport	1984	720688	21.95 G
YZ250F four-stroke	01-09	720710	25.95 G
TT350S/T	86-87	720688	21.95 G
XT350 Dual Sport	85-00	720688	21.95 G
TT600	83-86	720786	36.95 G
XT600 Dual Sport	84-85	720786	36.95 G

- accessories
- body
- handlebar & grips
- cables & levers
- exhaust
- engine**
- fuel & intake
- electrical & ignition
- clutch
- drive
- bearings
- brakes
- steering & suspension
- tires
- tools & shop

## WATER PUMP SHAFT KIT

- Replaces worn water pump shaft
- OE quality materials
- Polished surface finish decreases water pump seal wear
- Complements Hot Rods' Water Pump Repair kits



	YEAR	PART #	
<b>HONDA</b>			
CRF 450R	02-08	871104	39.95 G
<b>KTM</b>			
125 EGS	98-99	871106	19.95 G
125 EXC	98-06	871106	19.95 G
125 SX	98-14	871106	19.95 G
144 SX	07-08	871106	19.95 G
150 SX	09-14	871106	19.95 G
150 XC	10-14	871106	19.95 G
200 EXC	97-05	871106	19.95 G
200 MXC	98-03	871106	19.95 G
200 SX	03-04	871106	19.95 G
200 XC	06-09	871106	19.95 G
200 XC-W	06-14	871106	19.95 G

	YEAR	PART #	
<b>KTM CONTINUED</b>			
50 SX	01-08	871105	24.95 G
50 SX	10-14	871106	19.95 G
65 SX	98-08	871105	24.95 G
65 SX	10-14	871106	19.95 G
65 XC	08	871105	24.95 G
65 XC	09	871106	19.95 G
<b>YAMAHA</b>			
WR 450F	03-09,11-14	871108	39.95 G
YZ 450F	03-13	871108	39.95 G
WR 400F	98-00	871108	39.95 G
WR 426F	01-02	871108	39.95 G
YZ 400F	98-99	871108	39.95 G
YZ 426F	00-02	871108	39.95 G

# ENGINE

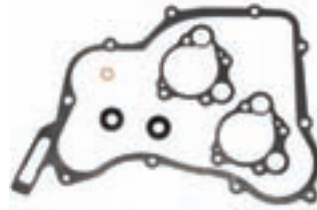
## WATER PUMP REPAIR KITS

Includes all gaskets, washers, seals and O-rings to rebuild water pump. See application on following page.

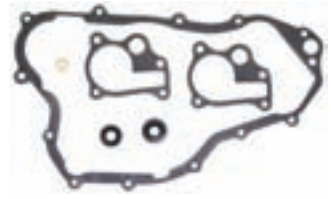
- accessories
- body
- handlebar & grips
- cables & levers
- exhaust
- engine**
- fuel & intake
- electrical & ignition
- clutch
- drive
- bearings
- brakes
- steering & suspension
- tires
- tools & shop



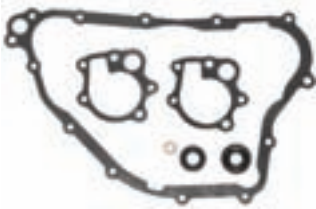
679327



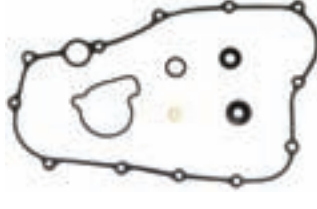
679328



679329



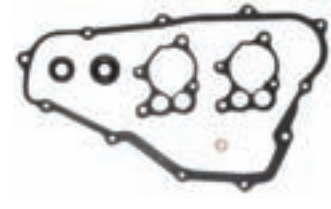
679330



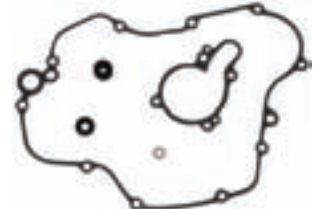
679331



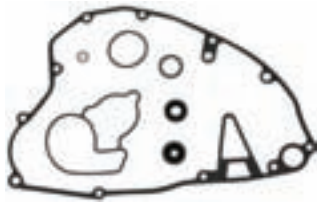
679332



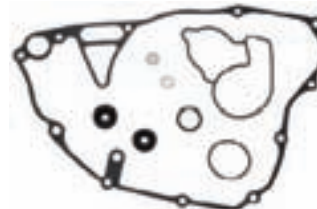
679333



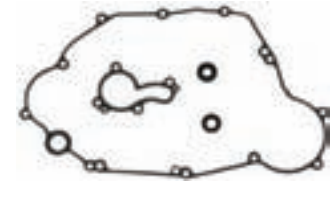
679334



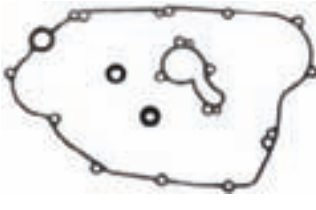
679335



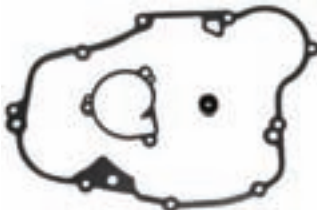
679336



679337



679338



679339



679340



679341



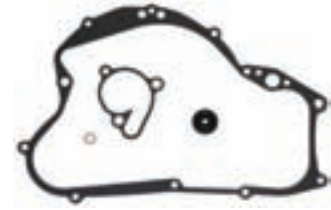
679342




679343




679344



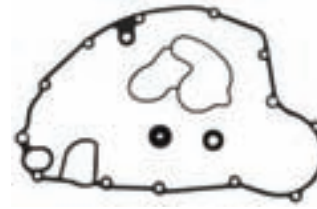
679345



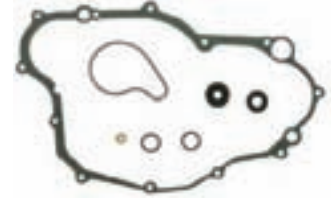
679346




679347



679348




679349




679350



679351



679352



679353

## WATER PUMP REPAIR KITS

APPLICATION	YEAR	REF #	NOTES	PART #		
<b>HONDA</b>						
CR80	86-07	75-1008	5PCS/KIT	<b>679327</b>	<b>18.95</b>	L
CR85	86-07	75-1008	5PCS/KIT	<b>679327</b>	<b>18.95</b>	L
CR125R	90-04	75-1007	6PCS/KIT	<b>679328</b>	<b>18.95</b>	L
CR250R	92-01	75-1006	6PCS/KIT	<b>679329</b>	<b>18.95</b>	L
CR250R	02-07	75-1005	6PCS/KIT	<b>679330</b>	<b>18.95</b>	L
CRF250R/X	04-09	75-1002	6PCS/KIT	<b>679331</b>	<b>18.95</b>	L
CRF450R	02-08	---	5PCS/KIT	<b>679332</b>	<b>18.95</b>	L
CR500R	85-01	75-1003	6PCS/KIT	<b>679333</b>	<b>18.95</b>	L
<b>KAWASAKI</b>						
KX125	03-05	75-2004	5PCS/KIT	<b>679334</b>	<b>18.95</b>	L
KX250F	04-08	75-2001	7PCS/KIT	<b>679335</b>	<b>18.95</b>	L
KX250F	09-14	75-2005	8PCS/KIT	<b>679336</b>	<b>18.95</b>	L
KX450F	06-08	75-2002	4PCS/KIT	<b>679337</b>	<b>18.95</b>	L
KLX450R	08-12	75-2002	4PCS/KIT	<b>679337</b>	<b>18.95</b>	L
KX450F	09-14	75-2006	8PCS/KIT	<b>679338</b>	<b>18.95</b>	L
KX500	87-04	75-2003	3PCS/KIT	<b>679339</b>	<b>18.95</b>	L
<b>KTM</b>						
50 Pro-Sr. LC	01-05	75-6001	3PCS/KIT	<b>679340</b>	<b>18.95</b>	L
50 Supermoto	06	75-6001	3PCS/KIT	<b>679340</b>	<b>18.95</b>	L
50 SX	09-12	75-6002	3PCS/KIT	<b>679341</b>	<b>18.95</b>	L
50 SX Jr.	09	75-6002	3PCS/KIT	<b>679341</b>	<b>18.95</b>	L
50 SX Mini	09-12	75-6002	3PCS/KIT	<b>679341</b>	<b>18.95</b>	L
50 SX Pro-Jr. LC	03-05	75-6001	3PCS/KIT	<b>679340</b>	<b>18.95</b>	L
50 SX/ SX Jr	06-08	75-6001	3PCS/KIT	<b>679340</b>	<b>18.95</b>	L
65 SX	00-08	75-6001	3PCS/KIT	<b>679340</b>	<b>18.95</b>	L
65 SX	09-12	75-6002	3PCS/KIT	<b>679341</b>	<b>18.95</b>	L
65 XC	08	75-6001	3PCS/KIT	<b>679340</b>	<b>18.95</b>	L
65 XC	09	75-6002	3PCS/KIT	<b>679341</b>	<b>18.95</b>	L
85 SX	03-04	75-6003	5PCS/KIT	<b>679342</b>	<b>18.95</b>	L
85 SX 17/14	05-12	75-6003	5PCS/KIT	<b>679342</b>	<b>18.95</b>	L
85 SX 19/16	05-12	75-6003	5PCS/KIT	<b>679342</b>	<b>18.95</b>	L
85 XC	08-09	75-6003	5PCS/KIT	<b>679342</b>	<b>18.95</b>	L
105 SX	04, 06-11	75-6003	5PCS/KIT	<b>679342</b>	<b>18.95</b>	L

APPLICATION	YEAR	REF #	NOTES	PART #		
<b>KTM CONTINUED</b>						
105 XC	08-09	75-6003	5PCS/KIT	<b>679342</b>	<b>18.95</b>	L
125 EXC	00-01	75-6004	7PCS/KIT	<b>679343</b>	<b>18.95</b>	L
125 SX	00-12	75-6004	7PCS/KIT	<b>679343</b>	<b>18.95</b>	L
125 SXS	01-02	75-6004	7PCS/KIT	<b>679343</b>	<b>18.95</b>	L
125 SXS	07-08	75-6004	7PCS/KIT	<b>679343</b>	<b>18.95</b>	L
144 SX	07-08	75-6004	7PCS/KIT	<b>679343</b>	<b>18.95</b>	L
150 SX	09-12	75-6004	7PCS/KIT	<b>679343</b>	<b>18.95</b>	L
150 XC	10-12	75-6004	7PCS/KIT	<b>679343</b>	<b>18.95</b>	L
200 EXC	00-05	75-6004	7PCS/KIT	<b>679343</b>	<b>18.95</b>	L
200 MXC	00-03	75-6004	7PCS/KIT	<b>679343</b>	<b>18.95</b>	L
200 SX	03-04	75-6004	7PCS/KIT	<b>679343</b>	<b>18.95</b>	L
250 SX	03-12	75-6005	3PCS/KIT	<b>679344</b>	<b>18.95</b>	L
250 EXC	04-05	75-6005	3PCS/KIT	<b>679344</b>	<b>18.95</b>	L
250 XC	06-12	75-6005	3PCS/KIT	<b>679344</b>	<b>18.95</b>	L
250 XC-W	06-12	75-6005	3PCS/KIT	<b>679344</b>	<b>18.95</b>	L
250 SXS	04	75-6005	3PCS/KIT	<b>679344</b>	<b>18.95</b>	L
300 EXC	04-05	75-6005	3PCS/KIT	<b>679344</b>	<b>18.95</b>	L
300 MXC	04-05	75-6005	3PCS/KIT	<b>679344</b>	<b>18.95</b>	L
300 XC	06-12	75-6005	3PCS/KIT	<b>679344</b>	<b>18.95</b>	L
300 SX-W	06-12	75-6005	3PCS/KIT	<b>679344</b>	<b>18.95</b>	L
<b>SUZUKI</b>						
RM125	04-08	75-3004	4PCS/KIT	<b>679345</b>	<b>18.95</b>	L
RM250	01-08	75-3003	3PCS/KIT	<b>679346</b>	<b>18.95</b>	L
RMZ250	07-09	75-3001	4PCS/KIT	<b>679347</b>	<b>18.95</b>	L
RMZ450	05-07	75-3002	4PCS/KIT	<b>679348</b>	<b>18.95</b>	L
<b>YAMAHA</b>						
WR250F	01-13	75-4004	7PCS/KIT	<b>679349</b>	<b>18.95</b>	L
YZ250	99-14	75-4005	8PCS/KIT	<b>679350</b>	<b>18.95</b>	L
YZ250F	01-13	75-4004	7PCS/KIT	<b>679349</b>	<b>18.95</b>	L
YZ450F	03-05	75-4002	7PCS/KIT	<b>679351</b>	<b>18.95</b>	L
WR450F	03-06	75-4002	7PCS/KIT	<b>679351</b>	<b>18.95</b>	L
YZ450F	07-09	75-4006	8PCS/KIT	<b>679352</b>	<b>18.95</b>	L
WR450F	07-14	75-4006	8PCS/KIT	<b>679352</b>	<b>18.95</b>	L
YZ450F	10-14	75-4007	8PCS/KIT	<b>679353</b>	<b>18.95</b>	L

accessories
body
handlebar & grips
cables & levers
exhaust
<b>engine</b>
fuel & intake
electrical & ignition
clutch
drive
bearings
brakes
steering & suspension
tires
tools & shop

# ENGINE

## HOT RODS WATER PUMP REPAIR KIT

- Hot Rods water pump repair kit includes water pump cover gasket or o-ring, water pump shaft bearing(s) and seal(s) to repair a leaking water pump seal and/or a failed bearing
- Precision micro bearings provide OE quality and durability
- High pressure/temperature mechanical and rubber seals
- Does not include clutch cover gasket



- accessories
- body
- handlebar & grips
- cables & levers
- exhaust
- engine
- fuel & intake
- electrical & ignition
- clutch
- drive
- bearings
- brakes
- steering & suspension
- tires
- tools & shop

	YEAR	PART #	
<b>HONDA</b>			
CR 125R	90-04	871511	21.95 G
CR 125R	05-07	871512	19.95 G
CR 250R	92-01	871513	24.95 G
CR 250R	02-07	871515	24.95 G
CR 500R	87-01	871514	24.95 G
CR 80R	90-02	871510	34.95 G
CR 80RB	96-02	871510	34.95 G
CR 85R	03-07	871510	34.95 G
CR 85RB	03-07	871510	34.95 G
CRF 150R	07-14	871507	19.95 G
CRF 150RB	07-14	871507	19.95 G
CRF 250R	04-09	871508	19.95 G
CRF 250R	10-15	871509	39.95 G
CRF 250X	04-13	871508	19.95 G
CRF 450R	02-08	871503	19.95 G
CRF 450R	09-14	871505	39.95 G
CRF 450X	05-14	871506	69.95 G
<b>KAWASAKI</b>			
KLX 400	03-04	871551	49.95 G
KLX 450R	08-13	871536	19.95 G
KX 100	95-15	871531	19.95 G
KX 125	03-05	871532	24.95 G
KX 250	92-04	871533	24.95 G
KX 250F	04-15	871534	24.95 G
KX 450F	06-15	871536	19.95 G
KX 65	00-15	871537	24.95 G
KX 80	86-00	871531	19.95 G
KX 85	01-15	871531	19.95 G
<b>KTM</b>			
105 SX	04-11	871544	29.95 G
125 SX	00-06	871546	29.95 G
125 SX	07-14	871545	29.95 G
144 SX	07-08	871545	29.95 G
150 SX	09-14	871545	29.95 G
150 XC	10-14	871545	29.95 G
200 EXC	00-05	871546	29.95 G
200 MXC	00-03	871546	29.95 G
200 SX	03-04	871546	29.95 G
200 XC	06-09	871546	29.95 G
200 XC-W	06-12	871546	29.95 G
200 XC-W	13-14	871545	29.95 G
250 EXC	04-05	871547	24.95 G
250 SX	02-14	871547	24.95 G
250 SX-F	05-12	871548	29.95 G
250 SX-F	13	871556	39.95 G
250 SX-F	14	871605	34.95 G
250 XC	06-14	871547	24.95 G
250 XC-F	07-12	871548	29.95 G
250 XC-F	13	871556	39.95 G
250 XC-F	14	871605	34.95 G
250 XCF-W	07-13	871548	29.95 G
250 XCF-W	14	871605	34.95 G
250 XC-W	06-14	871547	24.95 G
250 XC-W	13	871545	29.95 G

	YEAR	PART #	
<b>KTM CONTINUED</b>			
300 EXC	04-05,09	871547	24.95 G
300 MXC	04-05	871547	24.95 G
300 XC	06-14	871547	24.95 G
300 XC-W	06-14	871547	24.95 G
350 EXC-F	12-13	871556	39.95 G
350 EXC-F	14	871605	34.95 G
350 SX-F	11-13	871556	39.95 G
350 SX-F	14	871605	34.95 G
350 XC-F	11-13	871556	39.95 G
350 XC-F	14	871605	34.95 G
350 XCF-W	12-13	871556	39.95 G
350 XCF-W	14	871605	34.95 G
50 SX	09-14	871555	29.95 G
65 SX	99-08	871549	69.95 G
65 SX	09-14	871555	29.95 G
65 XC	09	871555	29.95 G
85 SX	03-14	871544	29.95 G

<b>SUZUKI</b>			
DRZ 400	00-13	871551	49.95 G
DRZ 400SM	05-09	871551	49.95 G
RM 100	03	871531	19.95 G
RM 125	01-03	871554	19.95 G
RM 125	04-07	871540	19.95 G
RM 250	03-08	871539	19.95 G
RM 65	03-05	871537	24.95 G
RM 85	02-12	871538	26.95 G
RMZ 250	04-06	871534	24.95 G
RMZ 250 - Kit does not include or require bearings	07-14	871542	19.95 G
RMZ 450 - Kit does not include or require bearings	05-07	871543	19.95 G
RMZ 450 - Kit does not include or require bearings	08-14	871550	29.95 G

<b>YAMAHA</b>			
WR 450F	03-15	871517	19.95 G
YZ 125	98-04	871520	19.95 G
YZ 125	05-14	871521	19.95 G
YZ 250	99-14	871519	19.95 G
YZ 250F	01-13	871518	19.95 G
YZ 250F	14	871604	19.95 G
YZ 450F	03-09	871517	19.95 G
YZ 450F	10-13	871530	19.95 G
YZ 450F	14-15	871604	19.95 G
YZ 80 - Kit does not include or require bearings	93-01	871522	19.95 G
YZ 85	02-14	871523	19.95 G
WR 250F	01-13	871518	19.95 G
WR 400F	98-00	871517	19.95 G
WR 426F	01-02	871517	19.95 G
YZ 400F	98-99	871517	19.95 G
YZ 426F	00-02	871517	19.95 G



# FUEL & INTAKE



- accessories
- body
- handlebar & grips
- cables & levers
- exhaust
- engine
- fuel & intake**
- electrical & ignition
- clutch
- drive
- bearings
- brakes
- steering & suspension
- tires
- tools & shop

# HIFLOFILTRO®

## PREMIUM FILTERS

### WHY HIFLO?

Providing unbeatable performance and exceptional value, Hiflofiltro is the best-selling brand of aftermarket filters for motorcycles, scooters, and ATVs worldwide. The filters are also supplied to original equipment manufacturers as well as private label brands.

#### Materials

To achieve our quality aims and to ensure the consistency of our products, we use only premium materials from well known manufacturers: steel from Toyota Tsusho and NKK Japan, glue from Henkel Germany, filter paper from Ahlstrom Filtration Finland, Hollingsworth & Vose USA and Awa Paper Japan.

#### Production

The Hiflofiltro-Thai Yang Kitpaisan factory was founded in 1955 and has been manufacturing filters for the OEM motor industry since 1963. With the experience of more than four decades, continuous research and development and modern production facilities, we manufacture some of the best quality filters in the world.

#### Quality Control

Every oil filter goes through 16 individual quality control checks before it is ready to leave the factory. The whole manufacturing process, including the checking of raw materials, individual filter testing, is regularly audited and verified independently by TÜV SÜD.

### PREMIUM OIL FILTERS

Hiflofiltro is the world's first TÜV approved oil filter. Constructed using the best materials available, all Hiflofiltro oil filters meet or exceed original equipment performance levels.



### OE REPLACEMENT AIR FILTERS

Hiflofiltro air filters are manufactured to fit the factory air box and are a direct replacement for original equipment filters. Top quality powerflow filtering media, developed for modern high performance engines.



### DUAL-STAGE RACING FOAM AIR FILTERS

Competition off-road air filters manufactured in the Netherlands using a special dual-layer foam, formulated for maximum filtration and optimum air flow for improved power. Top quality materials and superior construction allow the filter to be used over and over again without any loss of performance.



## HIFLO AIR & OIL FILTERS

MODEL	NOTES	YEAR	OIL FILTER		AIR FILTER	
<b>BMW</b>						
G650 Xchallenge		07-08	982028	6.05 Q	982290	7.50 L
G650 Xcountry		07-08	982028	6.05 Q	982290	7.50 L
G650 Xmoto		07-08	982028	6.05 Q	982290	7.50 L
<b>HONDA</b>						
C50 ZZ		79-83	----		982092	6.70 L
C70		75-78	----		982092	6.70 L
C70 ZZ/Z2		79-83	----		982092	6.70 L
C70 C/E Cub		82-86	----		982573	TBA
CR80 R-G,H,J,K,L,M,N,P,R,S,T,V,W,X,Y,1,2		86-02	----		982296	19.75 L
CR80 R2-T,V,W,X,Y,1,2 Expert		96-02	----		982296	19.75 L
CRE80 all			----		982296	19.75 L
CR85 R-3,4,5,6,7		03-07	----		982296	19.75 L
CR85 RB-3,4,5,6,7 Expert		03-07	----		982296	19.75 L
C90		75-80	----		982092	6.70 L
C90 ZZ		79-84	----		982092	6.70 L
C90 C/E/G/N/P		83-96	----		982573	TBA
C90 MF		85-86	----		982573	TBA
C90 MP/T Cub (Electric Start)		95-99	----		982573	TBA
C90 P/T Cub		95-99	----		982573	TBA
CR125 R-2,3,4,5,6,7		02-07	----		982299	19.75 L
CR125 R-Y,1		00-01	----		982298	19.75 L
CRF125 F/FB-E,F		14-16	----		----	
CRF125 F/FB-E,F (Big Wheel)		14-16	----		----	
CR125 R-K,L,M,N,P,R,S,T,V,W,X		89-99	----		982297	19.75 L
CRE125 all			----		982297	19.75 L
CRF150 F-3,4,5,6,7,8,9,A,B,C,D,E,F,G		03-16	----		982302	19.75 L
CRF150 R-7,8,9,A,B,C,D,E,F,G		07-16	982004	4.10 Q	982306	19.75 L
CRF150 RB-7,8,9,A,B,C,D,E,F,G		07-16	982004	4.10 Q	982306	19.75 L
XR200 RE		84-85	----		982305	19.75 L
XR200 R		86-02	----		982305	19.75 L
CRF230 F-3,4,5,6,7,8,9,A,B,C,D,E,F,G		03-16	----		982302	19.75 L
CRF230 M-9,A		09-10	----		----	
CRF250 XRL		15	982004	4.10 Q	982303	19.75 L
XL250 RL		90	982001	3.70 Q	----	
XL250 R Baja		91	982001	3.70 Q	----	
CR250 R-2,3,4,5,6,7		02-07	----		982299	19.75 L
CRF250 R-4,5,6,7,8,9		04-09	982004	4.10 Q	982303	19.75 L
CRF250 X-4,5,6,7,8,9,A,B,C,D,E,F,G		04-16	982004	4.10 Q	982303	19.75 L
CRF250 R-A,B,C,D		10-13	982004	4.10 Q	982307	19.75 L
CR250 R-Y,1		00-01	----		982298	19.75 L
CRF250 L-D,E,F		13-15	982001	3.70 Q	----	
CRF250 M-E,F		14-15	982001	3.70 Q	----	
CRF250 R-E,F,G		14-16	982004	4.10 Q	982363	19.95 B
XL250 RC,RD ProLink	MD03	82-83	982001	3.70 Q	----	
XR250 RC,RD	ME01	82-83	982001	3.70 Q	----	
XL-X250 RD,RE		83-84	982001	3.70 Q	----	
XR250 RE,RF	ME06	84-85	982001	3.70 Q	----	
XL250 RE,RF,RH (XLX)	ND11	84-87	982001	3.70 Q	----	
XR250 RG,RH (Air Filter - Foam Only)	ME06	86-87	982001	3.70 Q	982300	19.75 L
XR250 RJ,RK (Air Filter - Foam Only)	ME06	88-89	982001	3.70 Q	982300	19.75 L
CRM250		89-93	----		982300	19.75 L
CR250 R-K,L,M,N,P,R,S,T,V,W,X		89-99	----		982297	19.75 L
XR250 R-L,M,N,P,R,S,T,V,W,X,Y,1,2,3,4 (Air Filter - Foam Only)		90-04	982001	3.70 Q	982300	19.75 L
XR250 L		91-99	982001	3.70 Q	982300	19.75 L
XR250 Super (Air Filter - Foam Only)		97-04	982001	3.70 Q	982300	19.75 L
XR250 Baja (Air Filter - Foam Only)			982001	3.70 Q	982300	19.75 L
CRE260 all			----		982297	19.75 L
XR350 RD,RE,RF (Air Filter - Foam Only)		83-85	982001	3.70 Q	982300	19.75 L
XL350 RF,RG,RH	ND03	85-87	982001	3.70 Q	----	
XR350 RG,RH		86-87	982001	3.70 Q	----	
XL-X350			982001	3.70 Q	----	
XR400 R-V,W,X,Y,1,2,3,4 (Air Filter - Foam Only)	NE03	96-04	982001	3.70 Q	982300	19.75 L

- accessories
- body
- handlebar & grips
- cables & levers
- exhaust
- engine
- fuel & intake**
- electrical & ignition
- clutch
- drive
- bearings
- brakes
- steering & suspension
- tires
- tools & shop

## HIFLO AIR & OIL FILTERS CONTINUED

MODEL	NOTES	YEAR	OIL FILTER			AIR FILTER		
<b>HONDA CONTINUED</b>								
XR440 R/SM-V,W,X,Y,1,2,3,4 (Air Filter - Foam Only)		96-04	982001	3.70	Q	982300	19.75	L
CRF450 R-2		02	982004	4.10	Q	982301	19.75	L
CRF450 XRL		15	982004	4.10	Q	982303	19.75	L
CRF450 R-3,4,5,6,7,8		03-08	982004	4.10	Q	982303	19.75	L
CRF450 X-5,6,7,8,9,A,B,C,D,E,F,G		05-16	982004	4.10	Q	982303	19.75	L
CRF450 R-9,A,B,C		09-12	982004	4.10	Q	982307	19.75	L
CRF450 R-D,E,F,G		13-16	982004	4.10	Q	982363	19.95	B
CR500 R-Y,1		00-01	----			982298	19.75	L
XR500 RB,RC,RD,RE,RF		81-85	982001	3.70	Q	----		
CR500 R-K,L,M,N,P,R,S,T,V,W,X		89-99	----			982297	19.75	L
XL600 LD,LE,LF		83-85	982001	3.70	Q	982574	TBA	
XL600 RD,RE,RF		83-85	982001	3.70	Q	982574	TBA	
XL600 R	PD03	83-87	982001	3.70	Q	982574	TBA	
XL600 LM-F	PD04	85-87	982001	3.70	Q	982574	TBA	
XR600 RF,RG,RH (Air Filter - Foam Only)	PE04	85-87	982001	3.70	Q	982300	19.75	L
XR600 RJ,RK,RL,RM,RN,RP (Air Filter - Foam Only)	PE04	85-90	982001	3.70	Q	982300	19.75	L
XL600 RM-G	PD04	86-88	982001	3.70	Q	982574	TBA	
XL600 V-H,J,K,L,M,N,P,R,S,T,V,W,X,Y Transalp	PD06	87-00	982064	8.15	Q	982125	20.20	L
XR600 RR,RS,RT,RV,RW,RX,RY,R-1,R-2 (Air Filter - Foam Only)		94-02	982001	3.70	Q	982300	19.75	L
XL650 V Transalp	RD10/RD11	01-07	982064	8.15	Q	982575	TBA	
XR650 R-Y,1,2,3,4,5,6,7	RE01	00-07	982001	3.70	Q	982304	19.75	L
XRV650 Africa Twin	RD03	88-90	982064	8.15	Q	982125	20.20	L
XR650 L (Air Filter - Foam Only)		93-16	982001	3.70	Q	982300	19.75	L
XL700 V/VA-8,9,A,B,C,D Transalp	RD13	08-13	982061	8.15	Q	982576	TBA	
XRV750 Africa Twin	RD04	90-92	982064	8.15	Q	982125	20.20	L
XRV750 Africa Twin	RD07	93-02	982064	8.15	Q	982577	TBA	
<b>HUSABERG</b>								
TE125		12	----			982355	19.75	L
TE125		13	----			----		
FE250		13	982088	6.50	Q	982357	19.75	L
FE250		14	982087	6.30	Q	982357	19.75	L
TE250		11-12	----			982355	19.75	L
TE250		13-14	----			982357	19.75	L
TE300		11-12	----			982355	19.75	L
TE300		13-14	----			982357	19.75	L
FE350		13	982087	6.30	Q	982357	19.75	L
FE390 Enduro		10-12	982088	6.50	Q	982360	19.75	L
FC450		04-06	982032	5.75	Q	982358	19.75	L
FE450		04-08	982032	5.75	Q	982358	19.75	L
FS450		04-08	982032	5.75	Q	982358	19.75	L
FE450 Enduro		09-12	982088	6.50	Q	982360	19.75	L
FX450 Cross Country		10-11	982088	6.50	Q	982360	19.75	L
FE450 Enduro		13-14	982088	6.50	Q	982357	19.75	L
FE501		13-14	982088	6.50	Q	982357	19.75	L
FC550		04-06	982032	5.75	Q	982358	19.75	L
FE550		04-08	982032	5.75	Q	982358	19.75	L
FS550		04-08	982032	5.75	Q	982358	19.75	L
FE570 Enduro		09-12	982088	6.50	Q	982360	19.75	L
FS570 Supermoto		10-11	982088	6.50	Q	982360	19.75	L
FE650		04-08	982032	5.75	Q	982358	19.75	L
FS650		04-08	982032	5.75	Q	982358	19.75	L
All Husaberg 4-Stroke Models		00-03	982032	5.75	Q	982358	19.75	L
All Husaberg 4-Stroke Models		95-99	982032	5.75	Q	----		
<b>HUSQVARNA</b>								
TC85		16	----			982578	0.00	L
TC125		16	----			982579	7.70	L
TE125		16	----			982357	19.75	L
TE125 4T		11-13	982019	5.15	Q	----		
CR125		90-13	----			982359	19.75	L
WR125		90-13	----			982359	19.75	L
TC250		08	982078	9.10	Q	982359	19.75	L
TE250 Meo Replica		11	982004	4.10	Q	982359	19.75	L
TC250 R		13	982004	4.10	Q	982359	19.75	L

## HIFLO AIR & OIL FILTERS CONTINUED

MODEL	NOTES	YEAR	OIL FILTER			AIR FILTER		
<b>HUSQVARNA CONTINUED</b>								
TE250 R		13	982004	4.10	Q	982359	19.75	L
TXC250 R		13	982004	4.10	Q	982359	19.75	L
FC250		16	982087	6.30	Q	982579	7.70	L
TC250		16	----			982357	19.75	L
TE250		16	----			982357	19.75	L
TC250		02-07	982031	6.05	Q	982359	19.75	L
TE250		02-07	982031	6.05	Q	982359	19.75	L
TE250		08-09	982078	9.10	Q	982359	19.75	L
TXC250		08-09	982078	9.10	Q	982359	19.75	L
TC250		09-15	982004	4.10	Q	982359	19.75	L
TE250		10-14	982004	4.10	Q	982359	19.75	L
TXC250		10-14	982004	4.10	Q	982359	19.75	L
FC250		14-15	982087	6.30	Q	982357	19.75	L
FE250		14-16	982087	6.30	Q	982357	19.75	L
CR250		90-11	----			982359	19.75	L
WR250		90-13	----			982359	19.75	L
TE300		16	----			982357	19.75	L
WR300		09-13	----			982359	19.75	L
TE310 R		13	982004	4.10	Q	982359	19.75	L
TE310		09-10	982078	9.10	Q	982359	19.75	L
TE310		11-14	982004	4.10	Q	982359	19.75	L
TXC310 R		11-14	982004	4.10	Q	982359	19.75	L
FC350		15	982087	6.30	Q	982357	19.75	L
FC350		16	982087	6.30	Q	982579	7.70	L
FE350 S		16	982087	6.30	Q	982357	19.75	L
FE350		14-16	982087	6.30	Q	982357	19.75	L
CR360		90-03	----			982359	19.75	L
WR360		90-03	----			982359	19.75	L
TE410 E		00	982031	6.05	Q	----		
TE410 E		01	982031	6.05	Q	----		
TE410 E		98	982031	6.05	Q	----		
TE410 E		99	982031	6.05	Q	----		
TC449		11-14	982083	5.00	Q	----		
TE449		11-14	982083	5.00	Q	----		
FC450		16	982088	6.50	Q	982579	7.70	L
FR450 Rally		16	982089	8.10	Q	----		
FS450		16	982087	6.30	Q	982579	7.70	L
TC450		02-07	982031	6.05	Q	982359	19.75	L
TE450		02-07	982031	6.05	Q	982359	19.75	L
TC450		08-10	982078	9.10	Q	982359	19.75	L
TE450		08-10	982078	9.10	Q	982359	19.75	L
TXC450		08-11	982078	9.10	Q	982359	19.75	L
FC450		14-15	982087	6.30	Q	982357	19.75	L
FE450		14-16	982088	6.50	Q	982357	19.75	L
FE501		14-16	982088	6.50	Q	982357	19.75	L
TE510		04-07	982031	6.05	Q	982359	19.75	L
TC510		05-07	982031	6.05	Q	982359	19.75	L
TXC510		08-09	982078	9.10	Q	982359	19.75	L
TC510		08-10	982078	9.10	Q	982359	19.75	L
TE510		08-10	982078	9.10	Q	982359	19.75	L
TCX510		08-11	982078	9.10	Q	982359	19.75	L
TE511		11-14	982083	5.00	Q	----		
TE610 E LT		00	982031	6.05	Q	----		
TE610 IE		06-08	982031	6.05	Q	----		
TE610 E Enduro		98-01	982031	6.05	Q	----		
TE630 IE		10	982078	9.10	Q	----		
TE630		11	982078	9.10	Q	----		
TE630		12		0	0	----		
<b>KAWASAKI</b>								
KX60 B2-B19		86-03	----			982317	19.75	L
KX65 A1-A5,A6F-A9F,AAF,ABF,ACF,ADF,AEF,AFF,AGF		00-16	----			982315	19.75	L
KX80 R1-R7, W1-W3, T1-T7, Y1-Y3		91-00	----			982311	19.75	L
KX85 A1-A5, B1-B5, A6F-A9F,AAF,ABF,ACF,ADF,CEF,CFF,CGF		01-16	----			982311	19.75	L

- accessories
- body
- handlebar & grips
- cables & levers
- exhaust
- engine
- fuel & intake**
- electrical & ignition
- clutch
- drive
- bearings
- brakes
- steering & suspension
- tires
- tools & shop

## HIFLO AIR & OIL FILTERS CONTINUED

MODEL	NOTES	YEAR	OIL FILTER	AIR FILTER
<b>KAWASAKI CONTINUED</b>				
KX100 B5-B7, C1-C3, D1-D5, D6F-D9F, DBF, DCF, DDF, FEF, FFF, FGF		95-16	----	982311 19.75 L
KLX110 A1-A5, A6F-A9F, CAF-CGF, DAF-DGF		02-16	982001 3.70 Q	----
KX125 L4, M1-M3		02-06	----	982313 19.75 L
KLX125 L B1, B2, B6F		03-06	982011 4.00 Q	----
KLX125 DAF, DBF, DDF D-Tracker		10-14	982001 3.70 Q	----
KLX125 CAF, CBF, CDF		10-15	982001 3.70 Q	----
KX125 E2, F1, G1		87-89	----	982318 19.75 L
KX125 H1-H2		90-91	----	982310 19.75 L
KDX125 A1-A2, B1-B2		90-94	----	982362 0.00 L
KX125 J1, J2		92-93	----	982319 19.75 L
KX125 K1-K3		94-96	----	982310 19.75 L
KX125 K4-K5, L1-L3		97-01	----	982312 19.75 L
KLX140 A8F, A9F, AAF, ABF, ACF, ADF, AEF, AFF, AGF		08-16	982001 3.70 Q	----
KLX140L B8F, B9F, BAF, BBF, BCF, BDF, BEF, BFF, BGF		08-16	982001 3.70 Q	----
KLX150L EEF		14-15	982001 3.70 Q	----
KDX200 E1-E6, H1-H11, H6F		89-06	----	982320 19.75 L
KDX220 A4-A11		97-04	----	982320 19.75 L
KL250 G9F Super Sherpa		09	982001 3.70 Q	----
KX250 L4, M1-M3, R6F, R7F		02-07	----	982313 19.75 L
KX250 F-N1, N2		04-05	982063 5.00 Q	982314 19.75 L
KLX250 S H6F, H7F		06-07	982001 3.70 Q	982318 19.75 L
KX250 F-T6F, T7F, T8F, W9F, XAFB, YBF, YCF		06-12	982063 5.00 Q	982316 19.75 L
KLX250 SF W9F, WAF		09-10	982001 3.70 Q	982318 19.75 L
KLX250 S T9F, TAF, TBF, TCF, TDF, TEF		09-14	982001 3.70 Q	982318 19.75 L
KLX250 S9F, SAF, SBF, SCF, SDF, SEF, SFF		09-15	982001 3.70 Q	----
KL250 G4-G7 Super Sherpa		00-03	982001 3.70 Q	----
KX250 F-ZDF, ZEF, ZFF, ZGF		13-16	982063 5.00 Q	982316 19.75 L
KL250 A1, A1A, A2, A3, A4		77-81	982005 4.15 Q	----
KL250 C, C2, L1		82-83	982005 4.15 Q	----
KL250 D2-D22 (KLR250)		84-05	982005 4.15 Q	982321 19.75 L
KX250 E1, F1, G1		87-89	----	982318 19.75 L
KX250 H1-H2		90-91	----	982310 19.75 L
KLX250		90-92	982001 3.70 Q	982318 19.75 L
KDX250 D1-D4		91-94	0 0	982322 19.75 L
KLX250 R (LX250E)		91-97	982001 3.70 Q	----
KX250 J1-J2		92-93	----	982319 19.75 L
KLX250 D2-D4 (KLX250 R)		93-96	982001 3.70 Q	982322 19.75 L
KX250 K1-K3		94-96	----	982310 19.75 L
KX250 K4-K5, L1-L3		97-01	----	982312 19.75 L
KLX300 A1-A10, A6F, A7F (KLX300R)		96-07	982001 3.70 Q	982318 19.75 L
KLX400 R		03	982018 4.25 Q	----
KLX400 SR		03	982018 4.25 Q	----
KX450 F-HGF		16	982063 5.00 Q	982581 7.70 L
KX450 F-D6F, D7F, D8F, E9F, EAF, EBF, FCF, FDF, FEF, FFF		06-15	982001 3.70 Q	982316 19.75 L
KLX450 R A8F, A9F, AAF, ABF, ACF, ADF, AEF		08-14	982001 3.70 Q	----
KX500 C1, D1, E1-E16		87-03	----	982318 19.75 L
KL600 A1, B1-B4 (KLR600)		84-90	982005 4.15 Q	----
KL650 A1-A19, A6F, A7F, E8F, E9F, EAF, EBF, ECF, EDF, EEF, EFF, EGF (KLR650)		87-16	982005 4.15 Q	982323 19.75 L
KL650 B1, B2, B3 Tengai (KLR650)		89-92	982005 4.15 Q	982323 19.75 L
KLX650 R		93-01	982005 4.15 Q	----
KLX650 A1-A3, D1 (KLX650 R)		93-96	982005 4.15 Q	982318 19.75 L
KLX650 C1-C5		93-97	982005 4.15 Q	982323 19.75 L
KL650 C1-C9 (KLR650)		95-03	982005 4.15 Q	982323 19.75 L
<b>KTM</b>				
65 XC		08-09	----	982353 19.75 L
65 SX		97-16	----	982353 19.75 L
85 SX		04	----	982351 19.75 L
85 SX		05-12	----	982352 19.75 L
105 SX / XC		07-11	----	982352 19.75 L
85 XC		08-10	----	982352 19.75 L
85 SX		13-16	----	982357 19.75 L
125 SXS		07	----	982355 19.75 L

## HIFLO AIR & OIL FILTERS CONTINUED

MODEL	NOTES	YEAR	OIL FILTER		AIR FILTER	
<b>KTM CONTINUED</b>						
125 EXC Factory Edition		10	----		982355	19.75 L
125 SX		16	----		982579	7.70 L
125 EXC Six Days		03-05	----		982352	19.75 L
125 EXC		04-06	----		982352	19.75 L
125 SX		04-06	----		982352	19.75 L
125 SXS		04-06	----		982352	19.75 L
125 SX		07-10	----		982355	19.75 L
125 EXC		07-11	----		982355	19.75 L
125 EXC Six Days		10-11	----		982355	19.75 L
125 SX		11-15	----		982357	19.75 L
125 EXC		12-16	----		982357	19.75 L
125 EXC Six Days		12-16	----		982357	19.75 L
125 EXE		00-01	----		982351	19.75 L
125 RC		14-15	982032	5.75 Q	982582	0.00 L
125 EXC		98-03	----		982351	19.75 L
125 MXC		98-03	----		982351	19.75 L
125 SX		98-03	----		982351	19.75 L
125 SXS		99-03	----		982351	19.75 L
144 SX		07-08	----		982355	19.75 L
150 XC		10	----		982355	19.75 L
150 SX		16	----		982579	7.70 L
150 SX		09-10	----		982355	19.75 L
150 SX		11-15	----		982357	19.75 L
150 XC		11-15	----		982357	19.75 L
200 EXC Factory Edition		10	----		982355	19.75 L
200 EXC		04-07	----		982352	19.75 L
200 XC / XC-W		06-07	----		982352	19.75 L
200 EXC		08-11	----		982355	19.75 L
200 XC / XC-W		08-11	----		982355	19.75 L
200 EXC		12-16	----		982357	19.75 L
200 XC-W		12-16	----		982357	19.75 L
200 RC		14-16	982032	5.75 Q	982582	0.00 L
200 EXC		98-03	----		982351	19.75 L
200 MXC		98-03	----		982351	19.75 L
200 SX		98-04	----		982351	19.75 L
250 EXC Racing	1st Filter	03	982032	5.75 Q	982351	19.75 L
250 EXC Racing	2nd Filter	03	982034	5.75 Q	982351	19.75 L
250 EXC-F		07	982088	6.50 Q	982352	19.75 L
250 SXS		07	----		982355	19.75 L
250 SXS-F		07	----		982355	19.75 L
250 XC-F / XCF-W		07	982088	6.50 Q	982352	19.75 L
250 XC-F / XCF-W		08	982088	6.50 Q	982355	19.75 L
250 XCF-W Six Days		11	982088	6.50 Q	982355	19.75 L
250 EXC-F		12	982088	6.50 Q	982357	19.75 L
250 EXC-F Six Days		12	982088	6.50 Q	982357	19.75 L
250 SX-F		16	982087	6.30 Q	982579	7.70 L
250 XC-F		16	982087	6.30 Q	982579	7.70 L
250 EXC Racing	1st Filter	04-06	982032	5.75 Q	982352	19.75 L
250 EXC Racing	2nd Filter	04-06	982034	5.75 Q	982352	19.75 L
250 SX		04-06	----		982352	19.75 L
250 SXS		04-06	----		982352	19.75 L
250 EXC		04-07	----		982352	19.75 L
250 EXC Six Days		04-07	----		982352	19.75 L
250 SX-F		05-07	982088	6.50 Q	982352	19.75 L
250 XC		06-07	----		982352	19.75 L
250 XC-W		06-07	----		982352	19.75 L
250 SX		07-10	----		982355	19.75 L
250 SX-F		08-10	982088	6.50 Q	982355	19.75 L
250 XC		08-10	----		982355	19.75 L
250 EXC		08-11	----		982355	19.75 L
250 EXC Six Days		08-11	----		982355	19.75 L
250 EXC-F		08-11	982088	6.50 Q	982355	19.75 L
250 XC-W		08-11	----		982355	19.75 L
250 XC-F / XCF-W		09-10	982088	6.50 Q	982355	19.75 L
250 EXC-F		10-11	982088	6.50 Q	982355	19.75 L
250 SX-F		11-12	982088	6.50 Q	982357	19.75 L

- accessories
- body
- handlebar & grips
- cables & levers
- exhaust
- engine
- fuel & intake**
- electrical & ignition
- clutch
- drive
- bearings
- brakes
- steering & suspension
- tires
- tools & shop

# FUEL & INTAKE

## HIFLO AIR & OIL FILTERS CONTINUED

MODEL	NOTES	YEAR	OIL FILTER			AIR FILTER		
<b>KTM CONTINUED</b>								
250 XC-F / XCF-W		11-12	982088	6.50	Q	982357	19.75	L
250 SX		11-16	----			982357	19.75	L
250 XC		11-16	----			982357	19.75	L
250 EXC		12-16	----			982357	19.75	L
250 EXC Six Days		12-16	----			982357	19.75	L
250 XC-W		12-16	----			982357	19.75	L
250 SX-F		13-15	982087	6.30	Q	982357	19.75	L
250 XC-F / XCF-W		13-15	982087	6.30	Q	982357	19.75	L
250 EXC-F		13-16	982087	6.30	Q	982357	19.75	L
250 EXC-F Six Days		13-16	982087	6.30	Q	982357	19.75	L
250 Freeride R (2-Stroke)		15-16	----			----		
250 EXC		98-03	----			982351	19.75	L
250 EXC Six Days		98-03	----			982351	19.75	L
250 SX		98-03	----			982351	19.75	L
250 SXS		98-03	----			982351	19.75	L
250 EGS		98-99	----			982351	19.75	L
250 MXC		99-03	----			982351	19.75	L
300 XC-W		11	----			982355	19.75	L
300 EXC-F		15	982087	6.30	Q	982357	19.75	L
300 XC-W Six Days		16	----			982357	19.75	L
300 MXC		04-05	----			982352	19.75	L
300 EXC		04-07	----			982352	19.75	L
300 XC / XC-W		06-07	----			982352	19.75	L
300 XC / XC-W		08-10	----			982355	19.75	L
300 EXC		08-11	----			982355	19.75	L
300 EXC Six Days		10-11	----			982355	19.75	L
300 XC		11-16	----			982357	19.75	L
300 EXC		12-16	----			982357	19.75	L
300 EXC Six Days		12-16	----			982357	19.75	L
300 XC-W		12-16	----			982357	19.75	L
300 EGS		94-97	----			982354	19.75	L
300 EXC		94-97	----			982354	19.75	L
300 MXC		94-97	----			982354	19.75	L
300 SX		94-97	----			982354	19.75	L
300 SX		98-02	----			982351	19.75	L
300 EXC		98-03	----			982351	19.75	L
300 MXC		98-03	----			982351	19.75	L
300 EGS		98-99	----			982351	19.75	L
350 SX-F		16	982087	6.30	Q	982579	7.70	L
350 XCF-W Six Days		16	982087	6.30	Q	982357	19.75	L
350 SX-F		11-15	982087	6.30	Q	982357	19.75	L
350 XC-F		12-13	982087	6.30	Q	982357	19.75	L
350 EXC-F Six Days		12-15	982087	6.30	Q	982357	19.75	L
350 EXC-F		12-16	982087	6.30	Q	982357	19.75	L
350 Freeride		12-16	982087	6.30	Q	----		
350 XCF-W		12-16	982087	6.30	Q	982357	19.75	L
350 LC-4		93-99	----			982350	19.75	L
360 EGS		96-97	----			982354	19.75	L
360 EXC		96-97	----			982354	19.75	L
360 MX		96-97	----			982354	19.75	L
360 MXC		96-97	----			982354	19.75	L
380 SXS		99	----			982351	19.75	L
380 EXC		98-02	----			982351	19.75	L
380 MXC		98-02	----			982351	19.75	L
380 SX		98-02	----			982351	19.75	L
380 EGS		98-99	----			982351	19.75	L
390 Duke		13-16	982032	5.75	Q	982582	0.00	L
390 RC		14-16	982032	5.75	Q	982582	0.00	L
400 LC-4		00	----			982351	19.75	L
400 XC-W	1st Filter	07	982032	5.75	Q	982352	19.75	L
400 XC-W	2nd Filter	07	982034	5.75	Q	982352	19.75	L
400 LC-4 (1 Hole Air Filter)		01-03	----			982351	19.75	L
400 LC-4 (3 Hole Air Filter)		01-04	----			982352	19.75	L
400 EXC Racing (1 Hole Air Filter)	1st Filter	04-05	982032	5.75	Q	982351	19.75	L
400 EXC Racing (1 Hole Air Filter)	2nd Filter	04-05	982034	5.75	Q	982351	19.75	L



## HIFLO AIR & OIL FILTERS CONTINUED

MODEL	NOTES	YEAR	OIL FILTER			AIR FILTER		
<b>KTM CONTINUED</b>								
400 EXC Racing (3 Hole Air Filter)	1st Filter	04-05	982032	5.75	Q	982352	19.75	L
400 EXC Racing (3 Hole Air Filter)	2nd Filter	04-05	982034	5.75	Q	982352	19.75	L
400 SX / MXC / EXC (1 Hole Air Filter)	1st Filter	04-05	982032	5.75	Q	982351	19.75	L
400 SX / MXC / EXC (1 Hole Air Filter)	2nd Filter	04-05	982034	5.75	Q	982351	19.75	L
400 SX / MXC / EXC (3 Hole Air Filter)	1st Filter	04-05	982032	5.75	Q	982352	19.75	L
400 SX / MXC / EXC (3 Hole Air Filter)	2nd Filter	04-05	982034	5.75	Q	982352	19.75	L
400 EXC	1st Filter	06-07	982032	5.75	Q	982352	19.75	L
400 EXC	2nd Filter	06-07	982034	5.75	Q	982352	19.75	L
400 XC-W		08-10	982087	6.30	Q	982355	19.75	L
400 EXC		08-11	982087	6.30	Q	982355	19.75	L
400 LC-4		93-99	----			982350	19.75	L
400 LC-4 Duke		97-04	----			982353	19.75	L
400 EGS	1st Filter		982032	5.75	Q	----		
400 EGS	2nd Filter		982033	9.15	Q	----		
400 EXE / EXE Super Competition	1st Filter		982032	5.75	Q	----		
450 EXC	1st Filter	07	982032	5.75	Q	982352	19.75	L
450 EXC	2nd Filter	07	982034	5.75	Q	982352	19.75	L
450 SXS-F		07	----			982355	19.75	L
450 XC / XC-W	1st Filter	07	982032	5.75	Q	982352	19.75	L
450 XC / XC-W	2nd Filter	07	982034	5.75	Q	982352	19.75	L
450 EXC-R		08	982087	6.30	Q	982355	19.75	L
450 XC	1st Filter	08	982032	5.75	Q	982355	19.75	L
450 XC	2nd Filter	08	982034	5.75	Q	982355	19.75	L
450 SX-F		16	982087	6.30	Q	982579	7.70	L
450 XC-F		16	982087	6.30	Q	982579	7.70	L
450 SX / EXC / MXC	2nd Filter	03-06	982034	5.75	Q	982352	19.75	L
450 SX / EXC / MXC	1st Filter	03-06	982032	5.75	Q	982352	19.75	L
450 SX-F		07-10	982087	6.30	Q	982355	19.75	L
505 SX-F		08-09	982087	6.30	Q	982355	19.75	L
505 XC-F		08-09	982087	6.30	Q	982355	19.75	L
450 XC-F / XC-WR		08-10	982087	6.30	Q	982355	19.75	L
450 EXC		09-11	982087	6.30	Q	982355	19.75	L
450 EXC Six Days		10-11	982087	6.30	Q	982355	19.75	L
450 XC-W		10-11	982087	6.30	Q	982355	19.75	L
450 XC-W Six Days		10-11	982087	6.30	Q	982355	19.75	L
450 SX-F		11-12	982087	6.30	Q	982357	19.75	L
450 Rally Factory Replica		11-16	982089	8.10	Q	----		
450 EXC		12-16	982088	6.50	Q	982357	19.75	L
450 EXC Six Days		12-16	982088	6.50	Q	982357	19.75	L
450 XC-W		12-16	982088	6.50	Q	982357	19.75	L
450 SX-F		13-15	982088	6.50	Q	982357	19.75	L
450 XC-F		13-15	982088	6.50	Q	982357	19.75	L
500 EXC		12-16	982088	6.50	Q	982357	19.75	L
500 EXC Six Days		12-16	982088	6.50	Q	982357	19.75	L
500 XC-W		12-16	982088	6.50	Q	982357	19.75	L
520 SX / MXC / EXC	1st Filter	00	982032	5.75	Q	982351	19.75	L
520 SX / MXC / EXC	2nd Filter	00	982034	5.75	Q	982351	19.75	L
520 SX / MXC / EXC	1st Filter	99	982032	5.75	Q	----		
520 SX / MXC / EXC	2nd Filter	99	982034	5.75	Q	----		
520 SX / MXC / EXC (1 Hole Air Filter)	1st Filter	01-02	982032	5.75	Q	982351	19.75	L
520 SX / MXC / EXC (1 Hole Air Filter)	2nd Filter	01-02	982034	5.75	Q	982351	19.75	L
520 SX / MXC / EXC (3 Hole Air Filter)	1st Filter	01-02	982032	5.75	Q	982352	19.75	L
520 SX / MXC / EXC (3 Hole Air Filter)	2nd Filter	01-02	982034	5.75	Q	982352	19.75	L
525 SX / MXC / EXC (1 Hole Air Filter)	1st Filter	03	982032	5.75	Q	982351	19.75	L
525 SX / MXC / EXC (1 Hole Air Filter)	2nd Filter	03	982034	5.75	Q	982351	19.75	L
525 SX / MXC / EXC / XC / XC-W (3 Hole Air Filter)	1st Filter	03-07	982032	5.75	Q	982352	19.75	L
525 SX / MXC / EXC / XC / XC-W (3 Hole Air Filter)	2nd Filter	03-07	982034	5.75	Q	982352	19.75	L
530 EXC Factory Edition		10	982087	6.30	Q	982355	19.75	L
530 XC-W		10	982087	6.30	Q	982355	19.75	L
530 EXC-R		08-09	982087	6.30	Q	982355	19.75	L
530 XC-RW		08-09	982087	6.30	Q	982355	19.75	L
530 EXC Six Days		09-11	982087	6.30	Q	982355	19.75	L
530 EXC		10-11	982087	6.30	Q	982355	19.75	L
530 XC-W Six Days		10-11	982087	6.30	Q	982355	19.75	L
540 SXS	1st Filter		982032	5.75	Q	----		

- accessories
- body
- handlebar & grips
- cables & levers
- exhaust
- engine
- fuel & intake**
- electrical & ignition
- clutch
- drive
- bearings
- brakes
- steering & suspension
- tires
- tools & shop

# FUEL & INTAKE

## HIFLO AIR & OIL FILTERS CONTINUED

MODEL	NOTES	YEAR	OIL FILTER	AIR FILTER
<b>KTM CONTINUED</b>				
540 SXS	2nd Filter		982034 5.75 Q	----
600 LC-4		93-99	----	982350 19.75 L
620 LC-4		94-99	----	982350 19.75 L
620 LC-4 Duke		97-06	----	982353 19.75 L
620 EGS	1st Filter		982032 5.75 Q	----
620 EGS	2nd Filter		982033 9.15 Q	----
620 EXE	1st Filter		982032 5.75 Q	----
620 EXE Super Competition	1st Filter		982032 5.75 Q	----
620 LSK	1st Filter		982032 5.75 Q	----
620 LSK	2nd Filter		982033 9.15 Q	----
625 SXC	1st Filter	05	982032 5.75 Q	----
625 SXC	2nd Filter	05	982033 9.15 Q	----
625 SXC	1st Filter	03-04	982032 5.75 Q	----
625 SXC	2nd Filter	03-04	982034 5.75 Q	----
625 SMC	1st Filter	04-05	982032 5.75 Q	----
625 SMC	2nd Filter	04-05	982033 9.15 Q	----
640 Duke	1st Filter	99-06	982032 5.75 Q	982353 19.75 L
640 Duke	2nd Filter	99-06	982033 9.15 Q	982353 19.75 L
640 LC4	1st Filter		982032 5.75 Q	----
640 LC4	2nd Filter		982033 9.15 Q	----
690 Enduro R		14	----	----
690 Enduro	1st Filter	08-11	982032 5.75 Q	----
690 Enduro	2nd Filter	08-11	982034 5.75 Q	----
690 Enduro R	1st Filter	09-11	982032 5.75 Q	----
690 Enduro R	2nd Filter	09-11	982034 5.75 Q	----
690 Enduro R	1st Filter	12-13	982086 5.75 Q	----
690 Enduro R	2nd Filter	12-13	982032 5.75 Q	----
<b>SUZUKI</b>				
RM80 X-G,H,J,K,L,M,N,P,R,S,T,V,W,X,Y,K1		86-01	----	982326 19.75 L
RM85 L K2,K3,K4,K5,K6,K7,K8,K9,L0,L1,L2,L3,L4,L5 (Big Wheel)		02-15	----	982326 19.75 L
RM85 K2,K3,K4,K5,K6,K7,K8,K9,L0,L1,L2,L3,L4,L5,L6		02-16	----	982326 19.75 L
DR100 D,E,F,G,H,J,K,L		83-90	982010 3.80 Q	----
DR-Z110 K3,K4,K5		03-05	982001 3.70 Q	----
DR125 SJ		97	982011 4.00 Q	----
RM125 K2,K3		02-03	----	982328 19.75 L
RV125 K3,K4,K5,K6 Van Van		03-06	982011 4.00 Q	----
DR-Z125 K3-K9,L0-L6		03-16	982011 4.00 Q	982331 19.75 L
DR-Z125 L K3-K9,L0-L6		03-16	982011 4.00 Q	982331 19.75 L
RM125 K4,K5,K6,K7,K8,K9,L0,L1,L2		04-12	----	982329 19.75 L
DR125 SM		07-09	982010 3.80 Q	----
RV125 K7,K8,K9,L0-L6 Van Van		07-16	982011 4.00 Q	----
DR125 S	SF42A	80-85	982010 3.80 Q	----
SP125 Z,D		82-83	982010 3.80 Q	----
DR125 SE Raider	SF44A	85-96	982011 4.00 Q	----
SP125 G,H,J		86-88	982011 4.00 Q	----
RM125 P,R,S		93-95	----	982334 19.75 L
RM125 T,V,W,X,Y,K1		96-01	----	982327 19.75 L
DR125 SE,X,Y		98-00	982011 4.00 Q	----
DR200 S-L5,L6		15-16	982011 4.00 Q	----
DR200 S- G,H,J,K,L,M		86-91	982011 4.00 Q	----
DR200 SE-T,V,W,X,Y,K1,K2,K3,K4,K5,K6,K7,K8,K9,L0-L4		96-14	982011 4.00 Q	----
RM250 K2		02	----	982328 19.75 L
DR-Z250 K1,K2,K3,K4,K5,K6,K7		01-07	982014 4.95 Q	982332 19.75 L
RM250 K3,K4,K5,K6,K7,K8,K9,L0,L1,L2		03-12	----	982329 19.75 L
RM-Z250 K4,K5,K6		04-06	982063 5.00 Q	982314 19.75 L
RM-Z250 K7,K8,K9,L0,L1,L2,L3,L4,L5,L6		07-16	982063 5.00 Q	982329 19.75 L
SP250 Z,D,F		82-85	982014 4.95 Q	----
DR250 S-Z,E,F,G,H,J	SJ41A	82-88	982014 4.95 Q	----
RMX250		89-98	----	982333 19.75 L
DR250 L,M,N,P Off Road		90-93	982014 4.95 Q	982335 19.75 L
DR250 S-L,M,N,P,ER,ES,ET		90-96	982014 4.95 Q	982335 19.75 L
RM250 P,R,S		93-95	----	982334 19.75 L
DR250 SE-P,R,S,T,V Off Road		93-99	982014 4.95 Q	982335 19.75 L

## HIFLO AIR & OIL FILTERS CONTINUED

MODEL	NOTES	YEAR	OIL FILTER	AIR FILTER
<b>SUZUKI CONTINUED</b>				
RM250 T,V,W,X,Y,K1		96-01	----	982327 19.75 L
DR350 SL,SM,SN,SP	SK42B	90-93	982014 4.95 Q	982335 19.75 L
DR350 L,M,N,P,R,S,T,V		90-98	982014 4.95 Q	982335 19.75 L
DR350 L,M,N,P,R,S,T,V Off Road		90-98	982014 4.95 Q	982335 19.75 L
DR350 SE-R,S,T,V,W,X,Y		94-00	982014 4.95 Q	982335 19.75 L
DR-Z400 SM		05-16	982018 4.25 Q	982330 19.75 L
DR-Z400 E		00-07	982018 4.25 Q	982330 19.75 L
DR-Z400 S		00-16	982018 4.25 Q	982330 19.75 L
RM-Z450 K5,K6,K7,K8,K9,L0,L1,L2,L3,L4,L5,L6		05-16	982063 5.00 Q	982329 19.75 L
RMX450 Z L0,L1,L2,L3		10-13	982063 5.00 Q	982336 19.75 L
DR500 SX,SZ,X,Z,D		81-83	982015 4.95 Q	----
SP500 X,Z,D		81-83	982015 4.95 Q	----
DR500 Z,D Off Road		83-84	982015 4.95 Q	----
DR600 RSE-M		91	982015 4.95 Q	----
DR600 S-SU,R,RU,F,G,H,J	SN41A	85-89	982015 4.95 Q	----
DR600 R-L,UL,M,UM		90-91	982015 4.95 Q	----
DR650 S-L5,L6		15-16	982015 4.95 Q	----
DR650 RSE-L,M,N,P,R,S,T	SP43,44B	90-96	982015 4.95 Q	----
DS650 SN,SP		92-93	982015 4.95 Q	----
DR650 SE-V,W,X,Y,K-K9,L0-L4		97-14	982015 4.95 Q	----
<b>TM RACING</b>				
250 4T		07	982021 7.80 Q	----
250 4T		08-15	982020 5.00 Q	----
450 4T		07-10	982021 7.80 Q	----
450 4T		11-15	982020 5.00 Q	----
530 4T		07-15	982020 5.00 Q	----
660 4T		08-09	982021 7.80 Q	----
<b>YAMAHA</b>				
YZ80 E,F,G,H,J,K,L,M,N		93-01	----	982344 19.75 L
YZ85 P,R,S,T,V,W,X,Y,Z,A,B,D,E,F,G		02-16	----	982340 19.75 L
DT125 RE	1D01/2/3/4	04-07	----	982361 0.00 L
DT125 X	2C81/2	04-07	----	982361 0.00 L
WR125 R	22B1,22B3	09-16	982020 5.00 Q	982236 17.35 L
WR125 X	22B2,22B4	09-16	982020 5.00 Q	982236 17.35 L
TT-R125 E	39C5	10-12	----	982343 19.75 L
TT-R125 L LE,LW,LWE	19C,2PT	10-16	----	982343 19.75 L
TT-R125	59B1	00-10	----	982343 19.75 L
XT125		82-86	982022 7.80 Q	----
XT125	2YE	88-90	982022 7.80 Q	----
DT125 R	4BL	91-03	----	982361 0.00 L
XT125	2YU	91-96	982022 7.80 Q	----
YZ125 J,K,L,M,N,P,R,S,T,V,W,X,Y,Z,A1,B,D,E2,F2,G2		97-16	----	982339 19.75 L
TW125	5EK,5RS	99-04	982022 7.80 Q	982235 6.35 L
TW200 S,SC,T,TC,V,VC,W,WC,X,XC,Y,YC,Z,ZC,A1,B1,D1,E1,F1,G1		04-16	982022 7.80 Q	982235 6.35 L
XT200 J,K,KC		82-83	982022 7.80 Q	----
BW200 N,S,ES,ET,EU		85-88	982022 7.80 Q	----
TW200 T,U,W,A,B,D,E,F		87-94	982022 7.80 Q	982235 6.35 L
TW200 H,HC,J,JC,N,NC,P,PC,R,RC Trailway		96-03	982022 7.80 Q	982235 6.35 L
XT200	47J		982022 7.80 Q	----
XT225 N,P,R,S,T,V,W		01-07	982022 7.80 Q	----
TT-R225		00-04	982022 7.80 Q	----
TT225 S,T		86-87	982022 7.80 Q	----
XT225 D,E,F,G,H,J,K,L,M Serow		92-00	982022 7.80 Q	----
TT-R230	1C6J	05-16	982022 7.80 Q	982343 19.75 L
XT250 X,XC		08	982020 5.00 Q	----
YZ250 F-GY 60th Anniversary Edition		16	982019 5.15 Q	982550 19.74 L
XT250 L,LC		84	982022 7.80 Q	----
WR250 F-N,P		01-02	982021 7.80 Q	982339 19.75 L
YZ250 F-N,P		01-02	982021 7.80 Q	982339 19.75 L
WR250 F-R,S,T,V,W,X		03-08	982020 5.00 Q	982341 19.75 L
YZ250 F-R,S,T,V,W,X		03-08	982020 5.00 Q	982339 19.75 L
YZ250 F-Y,Z,A,B,D		09-13	982019 5.15 Q	982339 19.75 L
WR250 F-Y,Z,A,B,D,E	5UM,1HB,1HC	09-14	982019 5.15 Q	982341 19.75 L
WR250 X-Y,Z,A,B,D,E,F	32D2/6/C	09-15	982019 5.15 Q	982345 19.75 L

accessories

body

handlebar & grips

cables & levers

exhaust

engine

**fuel & intake**

electrical & ignition

clutch

drive

bearings

brakes

steering & suspension

tires

tools & shop

## HIFLO AIR & OIL FILTERS CONTINUED

MODEL	NOTES	YEAR	OIL FILTER			AIR FILTER		
<b>YAMAHA CONTINUED</b>								
WR250 R-Y,Z,A,B,D,E,F,G	32D1/5/B	09-16	982019	5.15	Q	982345	19.75	L
XT250 Y,YC,Z,ZC,A,AC,B,BC,D,DC,E,EC,F,FC,G,GC		09-16	982019	5.15	Q	----		
TT-R250		00-06	982021	7.80	Q	982345	19.75	L
YZ250 F-E,F,G		14-16	982019	5.15	Q	982550	19.74	L
WR250 F-F,G	3GB	15-16	982019	5.15	Q	982550	19.74	L
YZ250 FX		15-16	982019	5.15	Q	982550	19.74	L
TT250 G,H,J		80-82	982024	4.95	Q	----		
XT250 G,H,J,K,W,A,B		80-92	982024	4.95	Q	----		
XT250 TL	30X	83-84	982024	4.95	Q	----		
XT250 TN,TS,TT	48Y	85-87	982024	4.95	Q	----		
YZ250 J,K,L,M,N,P,R,S,T,V,W,X,Y,Z,A1,B,D,E2,F2,G2		97-16	----			982339	19.75	L
XT250	3Y3		982024	4.95	Q	----		
XT250 T	48Y		982022	7.80	Q	----		
BW350 T		87	982024	4.95	Q	----		
BW350 U	2JN	88	982022	7.80	Q	----		
XT350	55V,3YT	85-89	982022	7.80	Q	982346	19.75	L
TT350 S,T,W		86-89	982022	7.80	Q	982346	19.75	L
XT350	55V,3YT	90-01	982022	7.80	Q	----		
TT350 A,B		90-92	982022	7.80	Q	----		
XT400		81-82	982024	4.95	Q	----		
XT400 4 Valve		83-84	982024	4.95	Q	----		
YZ400 F-K,L		98-99	982021	7.80	Q	982339	19.75	L
WR400 F		99-01	982021	7.80	Q	982339	19.75	L
WR426 F		01-02	982021	7.80	Q	982339	19.75	L
YZ426 F		00-02	982021	7.80	Q	982339	19.75	L
YZ450 F-Y	34P	09	982019	5.15	Q	982339	19.75	L
YZ450 F-G 60th Anniversary Edition		16	982019	5.15	Q	982550	19.74	L
WR450 F-R,S,T,V		03-06	982020	5.00	Q	982341	19.75	L
YZ450 F-R,S,T,V,W,X		03-08	982020	5.00	Q	982339	19.75	L
WR450 F-W,X		07-08	982020	5.00	Q	982341	19.75	L
WR450 F-Y,Z,A,B,D,E,F,G	5TJ,1HB,1DX	09-16	982019	5.15	Q	982341	19.75	L
YZ450 F-Z,A,B,D	33D	10-13	982019	5.15	Q	982347	19.75	L
YZ450 F-E,F,G	1SL	14-16	982019	5.15	Q	982550	19.74	L
XT500		76-85	982024	4.95	Q	----		
TT500 D,E,F,G		77-80	982024	4.95	Q	----		
XT550 J,K	5Y3	82-83	982024	4.95	Q	----		
TT600 RE	1D2,5CH,5VK	04	982024	4.95	Q	----		
TT600 S,E		97	982022	7.80	Q	----		
XT600 Z Tenere	34L,55W	83-85	982024	4.95	Q	----		
TT600 L,N,S,T,A,B,D		83-92	982024	4.95	Q	----		
XT600 N,H	43F,2NF,2KF	84-90	982024	4.95	Q	----		
XT600 Z Tenere	1VJ,3AJ	86-91	982024	4.95	Q	----		
XT600 E	3UW,3TB	91-95	982024	4.95	Q	982255	12.20	L
XT600 KN,KH	3UW,3TB	91-95	982024	4.95	Q	982255	12.20	L
XT600 E	3TB,DJ021	96-03	982024	4.95	Q	----		
TT600 E		99-00	982022	7.80	Q	----		
TT600 R		99-03	982022	7.80	Q	----		
XT660 R	5VK	04-16	982024	4.95	Q	982554	15.34	L

### AIR FILTERS



### OIL FILTERS

ProX Air Filters are high quality filters manufactured from the finest materials only. Premium dual stage bonded foam is used to filter out even the smallest dirt particles and at the same time offers optimal airflow.

ProX Racing Parts Oil Filters are high quality filters manufactured from the finest materials only. To reach the high level of quality and consistency, the raw materials are supplied by a selected group of leading manufacturers in the industry.



## PRO X AIR AND OIL FILTERS

MODEL	YEAR	AIR FILTER		OIL FILTER #1		OIL FILTER #2	
<b>BETA</b>							
RR 250 ENDURO 2T	13-15	113510	21.95 G	---		---	
RR 250 ENDURO	05-07	113508	21.95 G	114671	6.56 G	114672	5.92 G
RR 300 ENDURO 2T	13-16	113510	21.95 G	---		---	
XTRAINER 300	15-16	113510	21.95 G	---		---	
RR 350 ENDURO	11-12	113508	21.95 G	114673	8.75 G	---	
RR 350 ENDURO	13-16	113510	21.95 G	---		---	
	15-16	113510	21.95 G		\$0.01 0	---	
	11-15	---	---	114673	8.75 G	---	
RR 390 ENDURO	13-16	113510	21.95 G	---		---	
	15-16	113510	21.95 G	---		---	
RR 400 ENDURO	05-12	113508	21.95 G	---		---	
RR 400 ENDURO	05-09	---	---	114671	6.56 G	114672	5.92 G
	05-12	113508	21.95 G	---		---	
RR 400 ENDURO	13-14	113510	21.95 G	---		---	
	10-14	---	---	114673	8.75 G	---	
	13-14	113510	21.95 G	---		---	
	15-16	113510	21.95 G	---		---	
RR 430 ENDURO	15-16	113510	21.95 G	---		---	
RR 450 ENDURO	05-12	113508	21.95 G	---		---	
RR 450 ENDURO	05-09	---	---	114671	G	1145672	
	05-12	113508	21.95 G	---		---	
	13-14	113510	21.95 G	---		---	
RR 450 ENDURO	10-14	---	---	114673	8.75 G	---	
	15-16	113510	21.95 G	---		---	
RR 480 ENDURO	12	113508	21.95 G	---		---	
RR 498 ENDURO	13-14	113510	21.95 G	---		---	
RR 520 ENDURO	12-14	---	---	114673	8.75 G	---	
	10-11	113508	21.95 G	114673	8.75 G	---	
RR 525 ENDURO	05-09	113508	21.95 G	114671	6.56 G	114672	5.92 G
<b>GAS GAS</b>							
MC / EC 125	92-11	112910	21.95 G	---		---	
MC / EC 250	92-06	112910	21.95 G	---		---	
	07-15	112912	21.95 G	---		---	
EC 250 F	10-15	112912	21.95 G	114674	5.92 G	---	
EC 300	92-06	112910	21.95 G	---		---	
EC 300 F	07-15	112912	21.95 G	---		---	
	13-15	112912	21.95 G	14674		---	
EC 450	03-06	112910	21.95 G	114675	3.96 G	---	
EC 450 F	13-15	112912	21.95 G	114674	5.92 G	---	
SM 450	03-09	---	---	114675	3.96 G	---	
<b>HONDA</b>							
XR 80 R	88-03	114660	16.68 G	---		---	
CRF 80 F	04-13	114660	16.68 G	---		---	
CR 80 (79cc)	86-02	112869	21.95 G	---		---	
CR 80 (82cc)	86-02	112869	21.95 G	---		---	
CR 85	03-07	112869	21.95 G	---		---	
XR 100 R	88-03	114660	16.68 G	---		---	
CRF 100 F	04-13	114660	16.68 G	---		---	
CR 125	89-01	112871	21.95 G	---		---	
CR 125	89-01	112871	21.95 G	---		---	
	02-07	112870	21.95 G	---		---	
CR 125	02-07	112870	21.95 G	---		---	
CRF 150 F	03-16	113481	21.95 G	---		---	
CRF 150 R	07-16	113480	21.95 G	114676	4.63 G	---	
CRF 150 R	07-16	113480	21.95 G	114676	4.63 G	---	
CRF 230 F	03-16	113481	21.95 G	---		---	
CR 250	88-01	113871		---		---	
CR 250	02-07	112870	21.95 G	---		---	
CRF 250 R	04-09	113484	21.95 G	---		---	
CRF 250 R	04-16	---	---	114676		---	
	08-09	113484	21.95 G	---		---	
CRF 250 R	04-16	---	---	114676		---	

- accessories
- body
- handlebar & grips
- cables & levers
- exhaust
- engine
- fuel & intake**
- electrical & ignition
- clutch
- drive
- bearings
- brakes
- steering & suspension
- tires
- tools & shop

# FUEL & INTAKE

## PRO X AIR AND OIL FILTERS

- accessories
- body
- handlebar & grips
- cables & levers
- exhaust
- engine
- fuel & intake**
- electrical & ignition
- clutch
- drive
- bearings
- brakes
- steering & suspension
- tires
- tools & shop

MODEL	YEAR	AIR FILTER		OIL FILTER #1		OIL FILTER #2
<b>HONDA CONTINUED</b>						
CRF 250 R	10-13	113482	21.95 G	114676	4.63 G	---
	14-16	113486	21.95 G	114676	4.63 G	---
CRF 250 R	04-16	---		114676	4.63 G	---
CRF 250 X	04-16	113484	21.95 G	114676	4.63 G	---
CRF 250 L	13-14	114675	3.96 G	---		---
XR 250 R	87-04	113489	21.95 G	---		---
	82-04	---		114675	3.96 G	---
XR 400 R	96-04	113489	21.95 G	114675	3.96 G	---
CRF 450 R	02	113483	21.95 G	---		---
	03-08	113484	21.95 G	---		---
	02-16	---		114676	4.63 G	---
CRF 450 R	03-08	113484	21.95 G	---		---
	02-16	---		114676	4.63 G	---
CRF 450 R	09-12	113482	21.95 G	---		---
	02-16	---		114676	4.63 G	---
	13-16	113486	21.95 G	---		---
CRF 450 X	05-16	113484	21.95 G	114676	4.63 G	---
CR 500	89-01	112871	21.95 G	---		---
XL/XR 500 R	81-85	114675	3.96 G	---		---
XR 600 R	87-00	113489	21.95 G	---		---
	85-00	---		114675	3.96 G	---
FMX 650	05-07	114675	3.96 G	---		---
XR 650 L	93-16	113489	21.95 G	114675	3.96 G	---
XR 650 R	00-07	113488	14.40 G	114675	3.96 G	---
<b>HUSABERG</b>						
TE 125	2012	112903	21.95 G	---		---
	13-14	112904	21.95 G	---		---
TE 250	11-12	112903	21.95 G	---		---
	13-14	112904	21.95 G	---		---
FE 250	13-14	112904	21.95 G	---		---
	13	---		114671	6.56 G	---
	14	---		114677	6.56 G	---
TE 300	11-12	112903	21.95 G	---		---
	13-14	112904	21.95 G	---		---
FE 350	13-14	112904	21.95 G	114677	6.56 G	---
FE 390	10-12	113509	21.95 G	114671	6.56 G	---
FE 450	04-08	114661	21.95 G	---		---
	04-14	---		114671	6.56 G	---
FE 450	09-12	113509	21.95 G	---		---
	04-14	---		114671	6.56 G	---
FE 450	13-14	112904	21.95 G	---		---
	04-14	---		114671	6.56 G	---
FX 450	10-12	113509	21.95 G	114671	6.56 G	---
FE 501	13-14	112904	21.95 G	114671	6.56 G	---
FE 550	04-08	114661	21.95 G	114671	6.56 G	---
FE 570	09-12	113509	21.95 G	114671	6.56 G	---
FE 650	04-08	114661	21.95 G	114671	6.56 G	---
<b>HUSQVARNA</b>						
TC 85	14-16	112904	21.95 G	---		---
CR / WR 125	92-13	112908	21.95 G	---		---
TC 125	14-15	112904	21.95 G	---		---
	16	114662	21.95 G	---		---
TE 125	14-16	112904	21.95 G	---		---
CR / WR 250	92-13	112908	21.95 G	---		---
TC 250	14-16	112904	21.95 G	---		---
TE 250	14-16	112904	21.95 G	---		---
TC 250	02-13	112908	21.95 G	---		---
	02-07	---		114678	6.87 G	---
TC 250	02-13	112908	21.95 G	---		---
	09-13	---		114676	4.63 G	---

## PRO X AIR AND OIL FILTERS

MODEL	YEAR	AIR FILTER		OIL FILTER #1			OIL FILTER #2	
<b>HUSQVARNA CONTINUED</b>								
TE 250	02-13	112908	21.95	G				
	02-07	---			114678	6.87	G	---
	08-09	---			114679	9.19	G	---
	10-13	---			114676	4.63	G	---
TXC 250	08-13	112908	21.95	G	---			
	08-09	---			114679	9.19	G	---
	10-13	---			114676	4.63	G	---
FC 250	14-15	112904	21.95	G	---			
	14-16	---			114677	6.56	G	---
FC 250	2016	114662	21.95	G	---			
	14-16	---			114677	6.56	G	---
FE 250	14-16	112904	21.95	G	114677	6.56	G	---
WR 300	09-13	112908	21.95	G	---			
TE 300	14-16	112904	21.95	G	---			
TE 310	09-10	114679	9.19	G	---			
	12-13	112908	21.95					
TE 310	10-13	---			114676	4.63	G	---
TXC 310	12-13	112908	21.95	G	114676	4.63	G	---
FC 350	14-15	112904	21.95	G	---			
	16	114662	21.95	G	---			
	14-16	---			114677	6.56	G	---
FE 350	14-16	112904	21.95	G	114677	6.56	G	---
TC 449	12-13	113512	21.95	G	---			
TC 450	02-10	112908	21.95		---			
	02-07	---			114678	6.87	G	---
TC 450	02-10	112908	21.95	G	---			
	02-07	---			114678	6.87	G	---
	08-10	---			114679	9.19	G	---
TE 450	02-10	112908	21.95	G	---			
	02-07	---			114678	6.87	G	---
	08-10	---			114679	9.19	G	---
TXC 450	08-10	112908	21.95	G	114679	9.19	G	---
SMR 450	06-10	112908	21.95	G	---			
	04-07	---			114678		G	---
	08-10	---			114679		G	---
FC 450	14-15	112904	21.95	G	114671		G	---
	16	114662	21.95	G	114677		G	---
FE 450	14-16	112904	21.95	G	114671		G	---
FS 450	2015	112904	21.95	G	114671	6.56	G	---
	2016	114662	21.95	G	114677	6.56	G	---
FE 501	14-16	112904	21.95	G	114671	6.56	G	---
TC 510	03-10	112908	21.95	G	---			
	05-07	---			114678	6.87	G	---
	08-10	---			114679	9.19	G	---
TE 510	03-10	112908	21.95	G	114679	9.19	G	---
TXC 510	08-10	112908	21.95	G	114679	9.19	G	---
SMR 510	08-10	112908	21.95	G	114679	9.19	G	---
TE 511 2011-2013	12-13	113512	21.95	G	---			
TXC 511 2011-2013	12-13	113512	21.95	G	---			
SMR 511 2011	12-13	113512	21.95	G	---			
TC / TE 610	98-08			0	114678			---
<b>KAWASAKI</b>								
KX 60	86-04	112890	20.44	G	---			
KX 65	00-16	112889	21.95	G	---			
KX 80 (79cc)	91-00	112891	21.95	G	---			
KX 85	01-16	112891	21.95	G	---			
KX 100	95-16	112891	21.95	G	---			
KX 125	90-91	112895	21.95	G	---			
	92-93	112894	21.95	G	---			
	94-08	112895	21.95	G	---			

- accessories
- body
- handlebar & grips
- cables & levers
- exhaust
- engine
- fuel & intake**
- electrical & ignition
- clutch
- drive
- bearings
- brakes
- steering & suspension
- tires
- tools & shop

# FUEL & INTAKE

## PRO X AIR AND OIL FILTERS

MODEL	YEAR	AIR FILTER		OIL FILTER #1		OIL FILTER #2
<b>KAWASAKI CONTINUED</b>						
KDX 200	89-06	112893	21.95 G	---	---	
KDX 220 R	98-05	112893	21.95 G	---	---	
KX 250	90-91	112895	21.95 G	---	---	
	92-93	112894	21.95 G	---	---	
	94-08	112895	21.95 G	---	---	
KX 250 F	04-05	113503	21.95 G	---	---	
	04-16	---		114680	4.96 G	---
	06-16	113504	21.95 G	---	---	
KLX 400 R	03	114681	4.63 G	---	---	
KX 450 F	06-15	113504	21.95 G	114675	3.96 G	---
	16	114663	21.95 G	114680	4.96 G	---
KLX 450 R	08-15	113506	21.95 G	114675	3.96 G	---
KX 500	87-04	112896	21.95 G	---	---	
<b>DIRT BIKE KTM</b>						
KTM 50 SX	00-08	112897	9.74 G	---	---	
	09-16	112898	9.74 G	---	---	
KTM 60 SX	97-99	112900	21.95 G	---	---	
KTM 65 SX	00-16	112900	21.95 G	---	---	
KTM 85 SX	03-04	112906	21.95 G	---	---	
	05-12	112901	21.95 G	---	---	
	13-16	112904	21.95 G	---	---	
KTM 105 SX	04-05	112906	21.95 G	---	---	
	06-11	112901	21.95 G	---	---	
KTM 125 SX - EXC	86-97	112905	21.95 G	---	---	
KTM 125 SX - EXC	98-03	112906	21.95 G	---	---	
KTM 125 SX	98-03	112906	21.95 G	---	---	
	04-06	112901	21.95 G	---	---	
	07-09	112902	21.95 G	---	---	
	10	112903	21.95 G	---	---	
	11-15	112904	21.95 G	---	---	
	16	114662	21.95 G	---	---	
KTM 125 EXC	98-03	112906	21.95 G	---	---	
		112901	21.95 G	---	---	
	04-07	112902	21.95 G	---	---	
	08-09	112903	21.95 G	---	---	
	10-11	112904	21.95 G	---	---	
KTM 144 SX	08	112902	21.95 G	---	---	
KTM 150 SX	09	112902	21.95 G	---	---	
	10	112903	21.95 G	---	---	
	11-15	112904	21.95 G	---	---	
	16	114662	21.95 G	---	---	
KTM 200 SX	03	112906	21.95 G	---	---	
	04-05	112901	21.95 G	---	---	
KTM 200 EXC	98-03	112906	21.95 G	---	---	
	04-07	112901	21.95 G	---	---	
	08-09	112903	21.95 G	---	---	
	10-11	112903	21.95 G	---	---	
	12-16	112904	21.95 G	---	---	
KTM 250 GS-SX	90-97	112907	21.95 G	---	---	
KTM 250 SX - EXC	90-97	112907	21.95 G	---	---	
	98-03	112906	21.95 G	---	---	
KTM 250 SX	98-03	112906	21.95 G	---	---	
	04-06	112901	21.95 G	---	---	
	07-09	112902	21.95 G	---	---	
KTM 250 SX	10	112903	21.95 G	---	---	
	11-16	112904	21.95 G	---	---	
KTM 250 EXC	98-03	112906	21.95 G	---	---	
	04-07	112901	21.95 G	---	---	
KTM 250 EXC	04-07	112901	21.95 G	---	---	
	08-09	112902	21.95 G	---	---	
	10-11	112903	21.95 G	---	---	
	12-16	112904	21.95 G	---	---	
KTM 250 EXC Racing	02-06	112901	21.95 G	---	---	
	01-06	---		114671	6.56 G	114672 5.92 G



## PRO X AIR AND OIL FILTERS

MODEL	YEAR	AIR FILTER		OIL FILTER #1			OIL FILTER #2	
<b>KTM CONTINUED</b>								
KTM 250 SX-F	06	112901	21.95	G	---			
	07-09	112902	21.95	G	---			
	06-12	---			114671	6.56	G	
KTM 250 SX-F 2009-2012	07-09	112902	21.95	G	---			
	10	112903	21.95	G	---			
	11-15	112904	21.95	G	---			
KTM 250 EXC-F	06-12	---			114671	6.56	G	
	13-16	---			114677	6.56	G	
	16	114662	21.95	G	---			
	07	112901	21.95	G	---			
	08-09	112902	21.95	G	---			
KTM 250 EXC-F	07-13	---			114671	6.56	G	
	10-11	112903	21.95	G	---			
	12-16	112904	21.95	G	---			
	14-16	---			114677	6.56	G	
KTM 300 EXC	90-97	112907	21.95	G	---			
	98-03	112906	21.95	G	---			
	04-07	112901	21.95	G	---			
	08-09	112902	21.95	G	---			
	10-11	112903	21.95	G	---			
KTM 350 SX-F	12-16	112904	21.95	G	---			
	11-15	112904	21.95	G	---			
	16	114662	21.95	G	---			
KTM 350 EXC-F	11-16	---			114677	6.56	G	
	12-16	112904	21.95	G	114677	6.56	G	
KTM Freeride 350	12-16	114664	21.95	G	114677	6.56	G	
KTM 360 SX - EXC	95-97	112907	21.95	G	---			
KTM 380 SX - EXC	98-02	112906	21.95	G	---			
KTM 400 LC4	98-01	112900	21.95	G	---			
KTM 400 EXC	09	112902	21.95	G	---			
	10-11	112903	21.95	G	---			
	09-11	---			114677	6.56	G	
KTM 450 SX Racing	03-06	112901	21.95	G	114671	6.56	G	114672 5.92 G
KTM 450 SX-F	07-09	112902	21.95	G	---			
	10	112903	21.95	G	---			
	11-15	112904	21.95	G	---			
	07-12	---			114677	6.56	G	
KTM 450 SX-F	11-15	112904	21.95	G	---			
	16	114662	21.95	G	114677	6.56	G	
	13-15	---			114671	6.56	G	
KTM 450 EXC Racing	03-07	112901	21.95	G	114671	6.56	G	114672 5.92 G
KTM 450 EXC-R	08-09	112902	21.95	G	---			
	10-11	112903	21.95	G	---			
	08-11	---			114677	6.56	G	
	12-16	112904	21.95	G	114671	6.56	G	
KTM 450 EXC	04-07	112901	21.95	G	114671	6.56	G	114672 5.92 G
	08-12	---			114677	6.56	G	
	12-14	112904	21.95	G	---			
	13-14	---			114671	6.56	G	
	12-16	112904	21.95	G	114671	6.56	G	
KTM 500 EXC	08-09	112902	21.95	G	---			
KTM 505 SX-F	08	---			114677	6.56	G	
	08-09	112902	21.95	G	---			
KTM 505 XC-F	09	---			114677	6.56	G	
	08-09	112902	21.95	G	---			
KTM 520 SX - EXC	00-01	112906	21.95	G	---			
	02 (1hole)	112906	21.95	G	---			
	02 (3hole)	112901	21.95	G	---			
KTM 525 SX - EXC Racing	00-02	---			114671	6.56	G	114672 5.92 G
	03-07	112901	21.95	G	114671	6.56	G	114672 5.92 G
	04-05	112901	21.95	G	114671	6.56	G	114672 5.92 G
KTM 530 EXC-R	08-09	112902	21.95	G	---			
	10-11	112903	21.95	G	---			
	08-11	---			114677	6.56	G	

- accessories
- body
- handlebar & grips
- cables & levers
- exhaust
- engine
- fuel & intake**
- electrical & ignition
- clutch
- drive
- bearings
- brakes
- steering & suspension
- tires
- tools & shop

# FUEL & INTAKE

## PRO X AIR AND OIL FILTERS

MODEL	YEAR	AIR FILTER	OIL FILTER #1	OIL FILTER #2
<b>KTM CONTINUED</b>				
KTM 560 SM-R	06-07	112901 21.95 G	114671 6.56 G	114672 5.92 G
KTM 625 SXC	02-07	112900 21.95 G	---	---
	03-04	---	114671 6.56 G	114672 5.92 G
KTM 640 LC4, Duke II	98-07	112900 21.95 G	---	---
KTM 690 Enduro	08-10	---	114671 6.56 G	114672 5.92 G
KTM 690 Enduro R	09-11	---	114671 6.56 G	114672 5.92 G
KTM 690 Supermoto	07-09	---	114671 6.56 G	114672 5.92 G
KTM 690 SMC	08-11	---	114671 6.56 G	114672 5.92 G
<b>MOTO TM</b>				
MX 125, EN 125	95-07	112911 21.95 G	---	---
	08-11	112909 21.95 G	---	---
	13-14	114665 21.95 G	---	---
MX 144, EN 144	08-12	112909 21.95 G	---	---
	13-14	114665 21.95 G	---	---
MX 250, EN 250	95-07	112911 21.95 G	---	---
	08-12	112909 21.95 G	---	---
	13-14	114665 21.95 G	---	---
MX 250 F EN 250 F	01-12	112909 21.95 G	---	---
MX 250 F '07-10, EN 250 F '07-10	07-10	112909 21.95 G	---	---
	10	112909 21.95 G	---	---
MX 250 Fi '10, EN 250 Fi '10	10	112909 21.95 G	---	---
MX 250 Fi '11-12, EN 250 Fi '11-12	11-12	112909 21.95 G	---	---
	11-12	112909 21.95 G	---	---
	13-14	114666 21.95 G	---	---
MX 300 '02-16, EN 300 '02-16	95-07	112911 21.95 G	---	---
	08-12	112909 21.95 G	---	---
	13-14	114665 21.95 G	---	---
MX 400 F '01-03, EN 400 F '01-03	01-03	112909 21.95 G	---	---
MX 450 F '05-08, EN 450 F '05-08	01-12	112909 21.95 G	---	---
MX 450 F '09-10	01-12	112909 21.95 G	---	---
MX 450 Fi '11, EN 450 Fi '11	13-14	114666 21.95 G	---	---
MX 530 F '03-13, EN 530 F '03-13	01-12	112909 21.95 G	---	---
<b>DIRT BIKE SHERCO</b>				
250 SE / SE-R	14-16	114667 21.95 G	---	---
300 SE / SE-R	14-16	114667 21.95 G	---	---
<b>DIRT BIKE SUZUKI</b>				
RM 60	03	112890 20.44 G	---	---
RM 65	03-05	112889 21.95 G	---	---
RM 80	86-01	112883 21.95 G	---	---
RM 80 (79cc)	86-01	112883 21.95 G	---	---
RM 80 (82cc)	86-01	112883 21.95 G	---	---
RM 85	02-16	112883 21.95 G	---	---
RM 125	87-92	112886 21.95 G	---	---
	93-95	112887 21.95 G	---	---
	96-01	112888 21.95 G	---	---
	02-03	112884 21.95 G	---	---
	04-11	112885 21.95 G	---	---
RM 250	87-92	112886 21.95 G	---	---
	93-95	112887 21.95 G	---	---
	96-01	112888 21.95 G	---	---
	02	112884 21.95 G	---	---
	03-12	112885 21.95 G	---	---
RMX 250	89-98	112886 21.95 G	---	---
RM-Z 250	04-06	113498 21.95 G	---	---
	04-16	114680 4.96 G	114680 4.96 G	---
	07-16	112885 21.95 G	---	---
DR 350	90-99	114668 21.95 G	---	---
DR-Z 400	00-16	113499 21.95 G	114681 4.63 G	---
RM-Z 450	05-16	112885 21.95 G	114680 4.96 G	---
RMX 450 Z	10-16	113502 21.95 G	114680 4.96 G	---

## PRO X AIR AND OIL FILTERS

MODEL	YEAR	AIR FILTER			OIL FILTER #1		OIL FILTER #2
<b>YAMAHA</b>							
PW 50	92-16	112875	9.74	G	---		---
PW 80	91-06	112874	9.74	G	---		---
YZ 80	87-92	112873	21.95	G	---		---
YZ 80 (79cc)	93-01	112876	21.95	G	---		---
YZ 80 (82cc)	93-01	112876	21.95	G	---		---
YZ 85	02-16	112872	21.95	G	---		---
TT-R 125	00-16	114669	21.95	G	---		---
YZ 125	88-92	112877	21.95	G	---		---
	93-94	112878	21.95	G	---		---
	95-96	112879	21.95	G	---		---
	97-16	112880	21.95	G	---		---
XT 250	08-16	114674	5.92	G	---		---
YZ 250	89-92	112877	21.95	G	---		---
	93-94	112878	21.95	G	---		---
	95-96	112879	21.95	G	---		---
	97-16	112880	21.95	G	---		---
YZ 250 X	16	112880	21.95	G	---		---
WR 250	89-97	112877	21.95	G	---		---
YZ 250 F	01-13	112880	21.95	G	---		---
	01-02	---			114682	8.56 G	---
	03-16	---			114674	5.92 G	---
	01-13	112880	21.95	G	---		---
	03-16	---			114674	5.92 G	---
	14-16	114670	21.95	G	---		---
WR 250 F	01-02	112880	21.95	G	114682	8.56 G	---
	03-13	113491	21.95	G	---		---
	03-16	114674	5.92	G	---		---
WR 250 F	15-16	114670	21.95	G	---		---
	03-16	---			114674	5.92 G	---
YZ 400 F	98-99	112880	21.95	G	114682	8.56 G	---
WR 400 F	98-00	112880	21.95	G	114682	8.56 G	---
YZ 426 F	00-02	112880			114682	8.56 G	---
WR 426 F	01-02	112880	21.95	G	114682	8.56 G	---
YZ 450 F	03-09	112880	21.95	G	---		---
	10-13	113494	23.33	G	---		---
	03-16	---			114674	5.92 G	---
	04-16	114670	21.95	G	---		---
YZ 450 FX	16	114670	21.95	G	114674	5.92 G	---
WR 450 F	13-15	113491	21.95	G	---		---
	13-16	---			114674	5.92 G	---
WR 450 F	03-15	113941	188.18	G	---		---
	03-16	---			114674	5.92 G	---
	16	114670	21.95	G	---		---
XT 500	75-85	114683	5.60	G	114683	5.60 G	---
XT 550	82-83	---			114683	5.60 G	---
XT/TT 600	84-04	---			114683	5.60 G	---

- accessories
- body
- handlebar & grips
- cables & levers
- exhaust
- engine
- fuel & intake**
- electrical & ignition
- clutch
- drive
- bearings
- brakes
- steering & suspension
- tires
- tools & shop

# FUEL & INTAKE

- accessories
- body
- handlebar & grips
- cables & levers
- exhaust
- engine
- fuel & intake**
- electrical & ignition
- clutch
- drive
- bearings
- brakes
- steering & suspension
- tires
- tools & shop

## ▶ OEM REPLACEMENT FILTERS

When you get ready to change your oil filter, change to a ProFilter OEM Replacement oil filter. OEM Replacement oil filters are built to exacting standards and exceed all OEM specifications.

- High Strength and Dimensional Stability
- Consistent Flow Rates
- For Use With Synthetic or Petroleum Based Oils
- Exceeds All OEM Specifications



## ▶ STAINLESS STEEL FILTERS

Protect the oil that protects your investment by running a ProFilter Stainless Steel oil filter. Built from the finest materials - ProFilter Stainless Steel filters are built to last long after standard oil filters.

- Swiss made stainless steel micronic filter cloth
- Clean and Reuse
- Filters particles as small as 35 microns
- Increased flow
- Billet aluminum end caps
- For use with synthetic or petroleum based oils
- Exceeds all OEM specifications



MODEL	YEAR	OEM		STAINLESS	
<b>HONDA</b>					
CRF/CRFX 150/250/450	02/--	984118	5.95 G	984127	29.95 G
XR 250/400/600/650R/L	85/--	984120	5.95 G	984129	29.95 G
<b>HUSABERG</b>					
ALL 4-STROKE MODELS	95/08	984123	5.95 G	984132	29.95 G
ALL 4-STROKE MODELS	09/--	984126	5.95 G	984135	29.95 G
<b>HUSQVARNA</b>					
FC 250/350	14/15	984125	5.95 G	984134	29.95 G
FC 450	14/15	984126	5.95 G	984135	29.95 G
FC 450	16/--	984125	5.95 G	984134	29.95 G
FE 250/350	14/--	984125	5.95 G	984134	29.95 G
FE 450/501(S)	14/--	984126	5.95 G	984135	29.95 G
<b>KAWASAKI</b>					
KLX110	02/--	984120	5.95 G	984129	29.95 G
KLX 250/300	94/--	984120	5.95 G	984129	29.95 G
KX250F	04/--	984121	5.95 G	984130	29.95 G
KXF/KLX 450	06/--	984120	5.95 G	984129	29.95 G
<b>KTM</b>					
LONG FILTER (ALL) SXF	99/06	984123	5.95 G	984132	29.95 G
LONG FILTER (ALL) EXC/XC/XC-W/SMR	99/07	984123	5.95 G	984132	29.95 G
SHORT FILTER (ALL) SXF	99/06	984124	5.95 G	984133	29.95 G

MODEL	YEAR	OEM		STAINLESS	
<b>KTM CONTINUED</b>					
SHORT FILTER (ALL) EXC/XC/ XC-W/SMR	99/07	984124	5.95 G	984133	29.95 G
250 SXF	05/12	984126	5.95 G	984135	29.95 G
250 SXF	13/--	984125	5.95 G	984134	29.95 G
250 XC-F/XCF-W	08/--	984126	5.95 G	984135	29.95 G
350/505 SXF/XCF	07/10	984125	5.95 G	984134	29.95 G
450 XC-W	08/11	984125	5.95 G	984134	29.95 G
450/530 EXC/XC	08/11	984125	5.95 G	984134	29.95 G
450/560 SMR	08/--	984125	5.95 G	984134	29.95 G
450 EXC/XC-W/F / 500 EXC/XC-W	12/--	984126	5.95 G	984135	29.95 G
450 SXF	07/12	984125	5.95 G	984134	29.95 G
450 SXF	13/ --	984126	5.95 G	984135	29.95 G
450 SX-F (FAC- TORY EDITION)	12/14	984126	5.95 G	984135	29.95 G
450 SX-F (FAC- TORY EDITION)	15/--	984125	5.95 G	984134	29.95 G
<b>SUZUKI</b>					
DRZ110	02/--	984120	5.95 G	984129	29.95 G
RMZ 250/450	04/--	984121	5.95 G	984130	29.95 G
DRZ400	00/--	984122	5.95 G	984131	29.95 G
<b>YAMAHA</b>					
WR 250/450	03/--	984119	5.95 G	984128	29.95 G
YZ 250F/450F	03/--	984119	5.95 G	984128	29.95 G

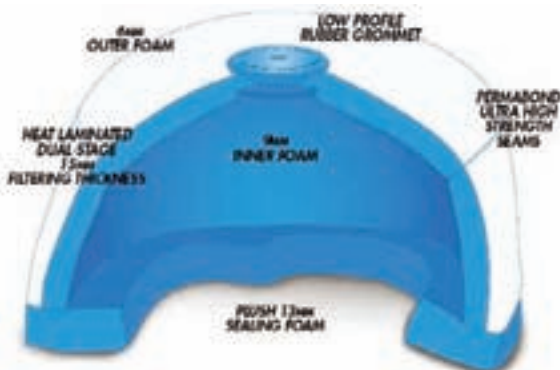
## PROFILTER BILLET ALUMINUM OIL FILTER COVERS

ProFilter Billet Oil Filter Covers are engineered to increase oil flow, helping to cool hot running 4-stroke engines. Built from military-grade materials - these billet covers stand up to the test.

- CNC Machined 6061-T6 Billet Aluminum
- 3D CAD Design For Increased Flow Rates
- Sub-surface Anodized Finish
- Lightweight & Durable
- Precision Fit, Available For Most Popular Models
- Exceeds All OEM Specifications



**PROFILTER**  
PERFORMANCE READY OIL FILTERS



MODEL	YEAR	BILLET OIL FILTER COVER	
<b>HONDA</b>			
CRF150R	07/--	984050	29.95 G
CRF250R	04/09	984046	29.95 G
CRF250R	10/--	984047	29.95 G
CRF250X	04/--	984046	29.95 G
CRF450R	02/08	984048	29.95 G
CRF450X	05/--	984048	29.95 G
CRF450R	09/--	984049	29.95 G
ATV TRX450R	06/--	984048	29.95 G
<b>KAWASAKI</b>			
KXF250	04/--	984054	29.95 G
KXF450	06/--	984053	29.95 G
<b>KTM</b>			
250SXF	05/12	984058	29.95 G
250SXF	13/--	984059	29.95 G
450/520 SXF	00/06	984058	29.95 G
250/400/450/520/525 EXC/XC/XC-W/MXC	00/07	984058	29.95 G
350 SXF	11/--	984059	29.95 G
450 SXF	07/--	984059	29.95 G
450 EXC/XC/XC-W	08/--	984059	29.95 G
450/530 XCR-W	09/--	984059	29.95 G
<b>SUZUKI</b>			
RMZ250	04/06	984054	29.95 G
RMZ250	07/--	984056	29.95 G
DRZ400	00/--	984057	29.95 G
RMZ450	05/--	984055	29.95 G
<b>YAMAHA</b>			
WR 250/450	98/09	984051	29.95 G
WR250F	15/--	984052	29.95 G
WR450F	16/--	984052	29.95 G
YZ250F	01/13	984051	29.95 G
YZ250F	14/--	984052	29.95 G
YZ450F	98/09	984051	29.95 G
YZ450F	10/--	984052	29.95 G
ATV YFZ450 R/X	04/--	984051	29.95 G

## PROFILTER DIRT BIKE AIR FILTERS



See application on following pages...

### ► READY TO USE FOAM AIR FILTERS

When you get ready to change your filter, change to ProFilter. A new perfectly oiled ProFilter Air Filter provides maximum airflow and increased horsepower.

- Dual Stage Open Cell Foam
- Plush 13mm Sealing Foam
- Pre-Oiled with Maxima FFT
- Complete with Disposable Gloves!

### ► PREMIUM AIR FILTERS

PRO FILTER Premium Air Filters are made of chemical resistant, high quality polyester based foam. Dual-stage design allows for superior filtration by eliminating the passage of fine dirt and dust, while helping to prevent air flow blockage. Special reticulation process offers unsurpassed air flow and filtration. Industrial strength, resin bonded seams increase the integrity of the filters wash after wash. Packaged individually in a resealable bag.

- Chemical resistant, polyester based foam
- Dual stage, reticulated foam
- High strength industrial seams
- Reusable
- Rubber grommet

- accessories
- body
- handlebar & grips
- cables & levers
- exhaust
- engine
- fuel & intake**
- electrical & ignition
- clutch
- drive
- bearings
- brakes
- steering & suspension
- tires
- tools & shop

# FUEL & INTAKE

## PROFILTER DIRT BIKE AIR FILTERS

- accessories
- body
- handlebar & grips
- cables & levers
- exhaust
- engine
- fuel & intake**
- electrical & ignition
- clutch
- drive
- bearings
- brakes
- steering & suspension
- tires
- tools & shop

MODEL	YEAR	READY TO USE PART #	PREMIUM AIR PART #
<b>HONDA</b>			
CRF/XR 50/70	97/--	984009 10.95 G	984068 17.95 G
CRF/XR 80/100	95/--	984010 10.95 G	984069 24.95 G
CR 80/85	86/10	984003 10.95 G	984062 24.95 G
CR125/250	89/01	984001 10.95 G	984060 24.95 G
CR125/250	02/07	984002 10.95 G	984061 24.95 G
CRF150/230 (CRF150 must use OEM grommet)	03/--	984007 10.95 G	984066 24.95 G
CRF150R	07/--	984008 10.95 G	984067 24.95 G
XR250/400/600/650L	85/--	984012 10.95 G	984071 17.95 G
XR650R	00/07	984013 10.95 G	984072 24.95 G
CRF250X	04/--	984004 10.95 G	984063 24.95 G
CRF250R	04/09	984004 10.95 G	984063 24.95 G
CRF250R	10/13	984005 10.95 G	984064 24.95 G
CRF250R	14/--	984006 10.95 G	984065 24.95 G
CRF450X	03/--	984004 10.95 G	984063 24.95 G
CRF450R	03/08	984004 10.95 G	984063 24.95 G
CRF450R	09/12	984005 10.95 G	984064 24.95 G
CRF450R	13/--	984006 10.95 G	984065 24.95 G
<b>HUSQVARNA</b>			
TC/TE/TXC/SM 250/450/510 (4-Stroke)	02/13	984045 10.95 G	984113 24.95 G
CR/WR 125/250/360	92/13	984045 10.95 G	984113 24.95 G
WR 300	09/12	984045 10.95 G	984113 24.95 G
TC 85/250	14/--	984044 10.95 G	984112 24.95 G
TC 125	14/15	984044 10.95 G	984112 24.95 G
TC 125	16/--	984138 10.95 G	984145 24.95 G
FC 250/350/450	14/15	984044 10.95 G	984112 24.95 G
FC 250/350/450	16/--	984138 10.95 G	984145 24.95 G
TE 125/250/300	14/15	984044 10.95 G	984112 24.95 G
FE 250/350/450/501	14/15	984044 10.95 G	984112 24.95 G
<b>KAWASAKI</b>			
KX65	00/--	984030 10.95 G	984098 24.95 G
KX85	91/--	984028 10.95 G	984093 24.95 G
KX100	95/--	984028 10.95 G	984093 24.95 G
KX125/250	97/01	984025 10.95 G	984090 24.95 G
KX125	02/05	984026 10.95 G	984091 24.95 G
KX250	02/07	984026 10.95 G	984091 24.95 G
KXF250	04/05	984031 10.95 G	984099 24.95 G
KXF250	06/--	984027 10.95 G	984092 24.95 G
KLX400	03/04	984032 10.95 G	984100 24.95 G
KLX450	08/09	984029 10.95 G	984094 24.95 G
KXF450	06/15	984027 10.95 G	984092 24.95 G
KXF450	16/--	984140 10.95 G	984147 24.95 G
<b>KTM</b>			
50	00/08	984040 10.95 G	984108 17.95 G
50	09/--	984042 10.95 G	984110 17.95 G
65 SX/XC	97/--	984041 10.95 G	984109 24.95 G
85 SX/XC	04/12	984037 10.95 G	984105 24.95 G
85 SX/XC	13/--	984044 10.95 G	984112 24.95 G
125 SX/XC	04/--	984037 10.95 G	984105 24.95 G
125 2-Stroke	04/06	984043 10.95 G	984111 24.95 G
125 EXC	08/11	984038 10.95 G	984106 24.95 G
125 EXC	12/--	984044 10.95 G	984112 24.95 G
125/144/150/250 SX / 250/450 SXF/SXS-F	07/10	984038 10.95 G	984106 24.95 G
125/144/150 SX EXC	11/15	984044 10.95 G	984112 24.95 G
125/150 SX	16/--	984138 10.95 G	984145 24.95 G
125/200/250/300 All 2-Stroke Models	00/07	984037 10.95 G	-----
125/200/250/300/400 All SX Models	00/06	984037 10.95 G	-----
200 EXC/XCW	12/--	984044 10.95 G	984112 24.95 G
200 XC/XCW	08/11	984038 10.95 G	984106 24.95 G

MODEL	YEAR	READY TO USE PART #	PREMIUM AIR PART #
<b>KTM CONTINUED</b>			
200/300 2-Stroke / 250 2- and 4-Stroke (Except SX)	04/07	984043 10.95 G	984111 24.95 G
250 SX/SX-F/XC/ XC-F/XCF-W	08/10	984038 10.95 G	984106 24.95 G
250 SX/EXC/XC 2-Stroke	11/--	984044 10.95 G	984112 24.95 G
250 SX-F/XC-F	11/15	984044 10.95 G	984112 24.95 G
250 SXF/SXS-F/XC-F	16/--	984138 10.95 G	984145 24.95 G
300 XC	08/10	984038 10.95 G	984106 24.95 G
300 XC	11/--	984044 10.95 G	984112 24.95 G
300 XCW	12/--	984044 10.95 G	984112 24.95 G
300/400 XCW	08/11	984038 10.95 G	984106 24.95 G
350 XC-F	11/15	984044 10.95 G	984112 24.95 G
350 XC-F	16/--	984138 10.95 G	984145 24.95 G
450 EXC	12/15	984044 10.95 G	984112 24.95 G
450 EXC/XC	03/07	984043 10.95 G	984111 24.95 G
450 SX	03/06	984043 10.95 G	984111 24.95 G
450 SX-F/SXS-F	13/15	984044 10.95 G	984112 24.95 G
450 XCF	12/15	984044 10.95 G	984112 24.95 G
450 SX-F/SXS-F/XCF	16/--	984138 10.95 G	984145 24.95 G
450/505 XCF	08/10	984038 10.95 G	984106 24.95 G
450/530 EXC/XCW	08/11	984038 10.95 G	984106 24.95 G
450/560 SMR	08/10	984038 10.95 G	984106 24.95 G
450/560 SMR	11/--	984044 10.95 G	984112 24.95 G
530 EXC	06/07	984043 10.95 G	984111 24.95 G
<b>SHERCO</b>			
80/125/200/250/290/320 4-Stroke TRIALS	99/09	-----	984114 17.95 G
80/125/200/250/290/320 4-Stroke TRIALS	10/--	-----	984115 17.95 G
<b>SUZUKI</b>			
RM65	03/06	984030 10.95 G	984098 24.95 G
RM80/85	86/--	984035 10.95 G	984103 24.95 G
RM125	99/03	984034 10.95 G	984102 24.95 G
RM125	04/08	984024 10.95 G	984089 24.95 G
RM250	96/02	984034 10.95 G	984102 24.95 G
RM250	03/12	984024 10.95 G	984089 24.95 G
RMZ250	04/06	984031 10.95 G	984099 24.95 G
RMZ250	07/--	984024 10.95 G	984089 24.95 G
DRZ400	00/--	984032 10.95 G	984100 24.95 G
RMZ450	05/--	984024 10.95 G	984089 24.95 G
<b>YAMAHA</b>			
YZ85	02/--	984015 10.95 G	984077 24.95 G
TTR125	00/--	984016 10.95 G	984078 24.95 G
YZ125/250	97/--	984024 10.95 G	984089 24.95 G
TTR230	05/--	984016 10.95 G	984078 24.95 G
YZ250F	01/13	984024 10.95 G	984089 24.95 G
WR250/400/426	97/02	984024 10.95 G	984089 24.95 G
WR250F	03/13	984014 10.95 G	984076 24.95 G
WR250F	14/--	984136 10.95 G	984137 24.95 G
WR450F	03/15	984014 10.95 G	984076 24.95 G
WR450F	16/--	984136 10.95 G	984137 24.95 G
YZ400/426/450F	97/09	984024 10.95 G	984089 24.95 G
YZ450F	10/13	984022 10.95 G	984084 24.95 G
YZ250/450F / WR250F	14/--	984136 10.95 G	984137 24.95 G



## K&N DIRT BIKE AIR BOX FILTERS



APPLICATION	YEAR	AIR BOX FILTER		PRE CHARGER	K & N OIL FILTER	
<b>HONDA DIRT BIKE</b>						
XL75	77-79	560300	54.19	G	-----	-----
XR75	73-78	560300	54.19	G	-----	-----
CR80R	86-02	568086	65.69	G	-----	-----
CRF80F	04-12	561088	55.79	G	-----	-----
CR85R ALL	03-07	568086	65.69	G	-----	-----
XR80R	85-03	561088	55.79	G	-----	-----
CRF100F	04-12	561088	55.79	G	-----	-----
SL100	70-73	560300	54.19	G	-----	-----
XL100	74-78	560300	54.19	G	-----	-----
XR100R	85-03	561088	55.79	G	-----	-----
CR125R	81-84	HA1100	64.79	G	-----	-----
CR125R	91-01	562591	103.99	G	-----	-----
SL125	70-74	560300	54.19	G	-----	-----
CRF150F	03-12	HA1503	61.89	G	-----	-----
CRF150R	07-13	HA1507	197.39	G	-----	KN116 8.29 G
CRF150R EXPERT	07-14	HA1507	197.39	G	-----	KN116 8.29 G
XR200R	81-83	HA1050	64.79	G	-----	KN112 7.19 G
XR200R	84-02	562584	81.39	G	-----	KN112 7.19 G
CRF230F	03-12	HA1503	61.89	G	-----	-----
CR250R	81-84	HA1100	64.79	G	-----	-----
CR250R	85	561185	82.79	G	-----	-----
CR250R	91-01	562591	103.99	G	-----	-----
CRF250R	04-09	564503	117.99	G	-----	KN116 8.29 G
CRF250R	10-14	HA4509	133.69	G	-----	KN116 8.29 G
CRF250X	04-12	HA4509	133.69	G	-----	KN116 8.29 G
NX250	88-95	-----	-----	-----	-----	KN112 7.19 G
XL250	82-91	-----	-----	-----	-----	KN112 7.19 G
XR250L	91-99	561312	72.49	G	-----	KN112 7.19 G
XR250R	81-82	HA1100	64.79	G	-----	KN112 7.19 G
XR250R	84-85	562584	81.39	G	-----	KN112 7.19 G
XR250	86-04	561312	72.49	G	-----	KN112 7.19 G
XL350/RF/RG/RH	85-87	-----	-----	-----	-----	KN112 7.19 G
XR350R	86-87	-----	-----	-----	-----	KN112 7.19 G
XR350R	83-85	561312	72.49	G	-----	KN112 7.19 G
XR400R	96-04	561314	72.49	G	-----	KN112 7.19 G
CRF450R	03	564503	117.99	G	-----	-----
CRF450R	04-08	564503	117.99	G	-----	KN116 8.29 G
CRF450R	09-12	HA4509	133.69	G	-----	KN116 8.29 G
CRF450X	05-09	HA2505	117.99	G	-----	KN116 8.29 G
CR480R	82-83	HA1100	64.79	G	-----	-----
CR500	89-01	562591	103.99	G	-----	-----
XR500	81-85	-----	-----	-----	-----	KN112 7.19 G
XR500R	81-82	561000	99.69	G	-----	KN112 7.19 G
XR500R	83-84	561303	79.79	G	-----	KN112 7.19 G
XL600	83-88	-----	-----	-----	-----	KN112 7.19 G
XR600R	85-00	561315	72.49	G	-----	KN112 7.19 G
XR650L	93-14	566592	77.59	G	-----	KN112 7.19 G
XR650R	00-07	HA6500	75.29	G	-----	KN112 7.19 G
<b>HUSABURG DIRT BIKE</b>						
ALL 4-STROKE	95-02	-----	-----	-----	-----	KN155 8.89 G
<b>HUSQVARNA DIRT BIKE</b>						
ALL 4-STROKE	All	-----	-----	-----	-----	KN154 8.89 G
<b>KAWASAKI DIRT BIKE</b>						
KX65	00-13	568088	66.99	G	-----	-----
KFX80	03-05	568087	57.39	G	-----	-----
KX80	91-02	568088	66.99	G	-----	-----
KX85	01-13	568088	66.99	G	-----	-----

- accessories
- body
- handlebar & grips
- cables & levers
- exhaust
- engine
- fuel & intake**
- electrical & ignition
- clutch
- drive
- bearings
- brakes
- steering & suspension
- tires
- tools & shop

## K&N DIRT BIKE AIR BOX FILTERS CONTINUED

APPLICATION	YEAR	AIR BOX FILTER	PRE CHARGER	K & N OIL FILTER
<b>KAWASAKI DIRT BIKE CONTINUED</b>				
KX100	95-13	568088 66.99 G	----	----
KLX110	02-14	561102 55.79 G	----	KN112 7.19 G
KSR110	03-08	561102 55.79 G	----	KN112 7.19 G
KLX125/L	03-06	561203 57.39 G	----	KN132 7.19 G
KLX125	10-11	606748 80.99 G	----	KN112 7.19 G
KX125	87-89	561287 74.99 G	----	----
KX125	97-08	KA1297 115.49 G	----	----
KLX140/L	08-13	----	----	KN112 7.19 G
KDX200	89-06	561287 74.99 G	----	----
KDX220/R	97-05	561287 74.99 G	----	----
KDX250	91-94	561287 74.99 G	----	----
KL250	78-84	----	----	KN123 8.29 G
KL250 SUPER SHERPA	00-03	----	----	KN112 7.19 G
KLR250	85-05	----	----	KN123 8.29 G
KLX250R	91-93/97	----	----	KN112 7.19 G
KLX250R	94-96	561287 74.99 G	----	KN112 7.19 G
KLX250S	06-07	561287 74.99 G	----	KN112 7.19 G
KLX250S	09-14	----	----	KN112 7.19 G
KL250	87-89	561287 74.99 G	----	----
KL250	81-83	----	----	KN123 8.29 G
KX250	87-89	561287 74.99 G	----	----
KX250	97-08	KA1297 115.49 G	----	----
KX250F	04-05	KA2504 123.89 G	----	KN207 8.29 G
KX250F	06-12	KA2506 128.69 G	----	KN207 8.29 G
KX250S	09	----	----	KN112 7.19 G
KX250SF	09	----	----	KN112 7.19 G
KX250F	09	----	----	KN207 8.29 G
KLX300R	96-07	561287 74.99 G	----	KN112 7.19 G
KLX400R/SR	03	564000 76.69 G	----	KN139 7.19 G
KLX450R	08-11	606771 122.69 G	----	KN112 7.19 G
KX450F	06-12	KA2506 128.69 G	----	KN112 7.19 G
KX500	87-04	561287 74.99 G	----	----
KL600	84-90	----	----	KN123 8.29 G
KLR600	84-90	----	----	KN123 8.29 G
KLR650	87-13	566589 70.99 G	----	KN123 8.29 G
KLX650C	93-96	566589 70.99 G	----	KN123 8.29 G
KLX650R/D	93-97	561287 74.99 G	----	KN123 8.29 G
KLX650R	98-01	----	----	KN123 8.29 G
<b>KTM DIRT BIKE</b>				
125 SX	98-06	606874 169.99 G	----	----
125 EXC	95-06	606874 169.99 G	----	----
200 EXC	95-05	606874 169.99 G	----	----
200 MXC	98-03	606874 169.99 G	----	----
200 SX	03-04	606874 169.99 G	----	----
200 XC	06-07	606874 169.99 G	----	----
250 SXF	06	606874 169.99 G	----	KN655 9.39 G
250 SXF	07	----	----	KN655 9.39 G
250 SXF	09-14	----	----	KN655 9.39 G
250 EXC	98-05	606874 169.99 G	----	----
250 EXC RACING	01-05	606874 169.99 G	----	KN155 (1) 8.89 G
250 EXC RACING	01-05	606874 169.99 G	----	KN157 (2) 8.89 G
250 EXC RACING	06	----	----	KN155 (1) 8.89 G
250 EXC RACING	06	----	----	KN157 (2) 8.89 G
250 EXC-F	07-12	----	----	KN655 9.39 G
250 XC	06-07	606874 169.99 G	----	----
250 XCF	07	606874 169.99 G	----	KN655 9.39 G
250 XCF	08-09	----	----	KN655 9.39 G
250 XCF	11-14	----	----	KN655 9.39 G
250 XCF -W	06-07	606874 169.99 G	----	KN655 9.39 G
250 XCF -W	08-09	----	----	KN655 9.39 G
250 XCF -W	11	----	----	KN655 9.39 G
250 MXC	98-01	606874 169.99 G	----	----
250 SX	98-06	606874 169.99 G	----	----



## K&N DIRT BIKE AIR BOX FILTERS CONTINUED

APPLICATION	YEAR	AIR BOX FILTER	PRE CHARGER	K & N OIL FILTER		
<b>KTM DIRT BIKE CONTINUED</b>						
250 SXF	09-12	----	----	KN655	9.39	G
250 SXS	01	606874 169.99 G	----	----		
250 SXS	03-06	606874 169.99 G	----	----		
250 SXS-F	06	606874 169.99 G	----	KN655	9.39	G
250 SXS-F	07	----	----	KN655	9.39	G
250 XCF	11-14	----	----	KN655	9.39	G
250 XCF-W	11-14	----	----	KN655	9.39	G
300 EXC	98-05	606874 169.99 G	----	----		
300 MXC	00-05	606874 169.99 G	----	----		
300 XC	06-07	606874 169.99 G	----	----		
350 SX-F	11-14	----	----	KN652	9.39	G
380 EXC	98-02	606874 169.99 G	----	----		
380 MXC	00-01	606874 169.99 G	----	----		
380 SX	98-02	606874 169.99 G	----	----		
400 EGS	ALL	----	----	KN155 (1)	8.89	G
400 EGS	ALL	----	----	KN156 (2)	15.49	G
400 EXC	99	----	----	KN155 (1)	8.89	G
400 EXC	99	----	----	KN157 (2)	8.89	G
400 EXC	09-11	----	----	KN652	9.39	G
400 EXC RACING	00	606874 169.99 G	----	KN155 (1)	8.89	G
400 EXC RACING	00	606874 169.99 G	----	KN157 (2)	8.89	G
400 EXC RACING	01-02	----	----	KN155 (1)	8.89	G
400 EXC RACING	01-02	----	----	KN157 (2)	8.89	G
400 EXC RACING	04-05	606874 169.99 G	----	KN155 (1)	8.89	G
400 EXC RACING	04-05	606874 169.99 G	----	KN157 (2)	8.89	G
400 EXC RACING	06-07	----	----	KN155 (1)	8.89	G
400 EXC RACING	06-07	----	----	KN157 (2)	8.89	G
400 EXC RACING	08	----	----	KN652	9.39	G
400 EXC-G RACING	02-06	606874 169.99 G	----	KN155 (1)	8.89	G
400 EXC-G RACING	02-06	606874 169.99 G	----	KN157 (2)	8.89	G
400 LC4	98-02	----	----	KN155 (1)	8.89	G
400 LC4	98-02	----	----	KN156 (2)	15.49	G
400 MXC RACING	99-00	----	----	KN155 (1)	8.89	G
400 MXC RACING	99-00	----	----	KN157 (2)	8.89	G
400 MXC RACING	01-02	606874 169.99 G	----	KN155 (1)	8.89	G
400 MXC RACING	01-02	606874 169.99 G	----	KN157 (2)	8.89	G
400 SX RACING	99	----	----	KN155 (1)	8.89	G
400 SX RACING	99	----	----	KN157 (2)	8.89	G
400 SX RACING	00-02	606874 169.99 G	----	KN155 (1)	8.89	G
400 SX RACING	00-02	606874 169.99 G	----	KN157 (2)	8.89	G
400 XC-W	07	606874 169.99 G	----	KN155 (1)	8.89	G
400 XC-W	07	606874 169.99 G	----	KN157 (2)	8.89	G
400 XC-W	08-10	----	----	KN652	9.39	G
450 EXC	09	----	----	KN652	9.39	G
450 EXC/SX	03-07	----	----	KN155 (1)	8.89	G
450 EXC/SX	03-07	----	----	KN157 (2)	8.89	G
450 EXC-G	06	----	----	KN155 (1)	8.89	G
450 EXC-G	06	----	----	KN157 (2)	8.89	G
450 MXC	03-05	----	----	KN155 (1)	8.89	G
450 MXC	03-05	----	----	KN157 (2)	8.89	G
450 SMR/ SMS	04	606874 169.99 G	----	KN155 (1)	8.89	G
450 SMR/ SMS	04	606874 169.99 G	----	KN157 (2)	8.89	G
450 SMR	05-07	606874 169.99 G	----	KN155 (1)	8.89	G
450 SMR	05-07	606874 169.99 G	----	KN157 (2)	8.89	G
450 SMR	08-12	----	----	KN652	9.39	G
450 EXC	07	606874 169.99 G	----	KN155 (1)	8.89	G
450 EXC	07	606874 169.99 G	----	KN157 (2)	8.89	G
450 EXC	09-11	----	----	KN652	9.39	G
450 EXC RACING	03-05	606874 169.99 G	----	KN155 (1)	8.89	G
450 EXC RACING	03-05	606874 169.99 G	----	KN157 (2)	8.89	G
450 EXC RACING	06	----	----	KN155 (1)	8.89	G
450 EXC RACING	06	----	----	KN157 (2)	8.89	G
450 EXC RACING	07	606874 169.99 G	----	KN155 (1)	8.89	G
450 EXC RACING	07	606874 169.99 G	----	KN157 (2)	8.89	G

- accessories
- body
- handlebar & grips
- cables & levers
- exhaust
- engine
- fuel & intake**
- electrical & ignition
- clutch
- drive
- bearings
- brakes
- steering & suspension
- tires
- tools & shop

## K&N DIRT BIKE AIR BOX FILTERS CONTINUED

APPLICATION	YEAR	AIR BOX FILTER	PRE CHARGER	K & N OIL FILTER
<b>KTM DIRT BIKE CONTINUED</b>				
450 EXC-G RACING	03-06	606874 169.99 G	----	KN155 (1) 8.89 G
450 EXC-G RACING	03-06	606874 169.99 G	----	KN157 (2) 8.89 G
450 MXC RACING	03-04	----	----	KN155 (1) 8.89 G
450 MXC RACING	03-04	----	----	KN157 (2) 8.89 G
450 MXC RACING	05	606874 169.99 G	----	KN155 (1) 8.89 G
450 MXC RACING	05	606874 169.99 G	----	KN157 (2) 8.89 G
450 MXC RACING	06	----	----	KN155 (1) 8.89 G
450 MXC RACING	06	----	----	KN157 (2) 8.89 G
450 MXC-G RACING	03-04	606874 169.99 G	----	KN155 (1) 8.89 G
450 MXC-G RACING	03-04	606874 169.99 G	----	KN157 (2) 8.89 G
450 EXC-R	08	----	----	KN652 9.39 G
450 SX/ SXS RACING	03-05	606874 169.99 G	----	KN155 (1) 8.89 G
450 SX/ SXS RACING	03-05	606874 169.99 G	----	KN157 (2) 8.89 G
450 SX RACING	06	----	----	KN155 (1) 8.89 G
450 SX RACING	06	----	----	KN157 (2) 8.89 G
450 SXF	10-12	----	----	KN652 9.39 G
450 XC	07	606874 169.99 G	----	KN155 (1) 8.89 G
450 XC	07	606874 169.99 G	----	KN157 (2) 8.89 G
450 XC	08	----	----	KN155 (1) 8.89 G
450XC	08	----	----	KN157 (2) 8.89 G
450 SXS	06	606874 169.99 G	----	KN155 (1) 8.89 G
450 SXS	06	606874 169.99 G	----	KN157 (2) 8.89 G
450 XC CROSS COUNTRY	04	606874 169.99 G	----	KN155 (1) 8.89 G
450 XC CROSS COUNTRY	04	606874 169.99 G	----	KN157 (2) 8.89 G
450 XCF	08-10	----	----	KN652 9.39 G
450 XC-G RACING	06	606874 169.99 G	----	KN155 (1) 8.89 G
450 XC-G RACING	06	606874 169.99 G	----	KN157 (2) 8.89 G
450 XC-W	07	606874 169.99 G	----	KN155 (1) 8.89 G
450 XC-W	07	606874 169.99 G	----	KN157 (2) 8.89 G
450 XC-W	09-12	----	----	KN652 9.39 G
505 XCF	08-09	----	----	KN652 9.39 G
505 SXF	07-09	----	----	KN652 9.39 G
520 EXC RACING/ SX RACING	99	----	----	KN155 (1) 8.89 G
520 EXC RACING/ SX RACING	99	----	----	KN157 (2) 8.89 G
520 EXC/ EXC-G	00-02	606874 169.99 G	----	KN155 (1) 8.89 G
520 EXC/ EXC-G	00-02	606874 169.99 G	----	KN157 (2) 8.89 G
520 EXC-E	99	----	----	KN155 (1) 8.89 G
520 EXC-E	99	----	----	KN157 (2) 8.89 G
520 MXC RACING	99-00	----	----	KN155 (1) 8.89 G
520 MXC RACING	99-00	----	----	KN157 (2) 8.89 G
520 SX RACING	00	606874 169.99 G	----	KN155 (1) 8.89 G
520 SX RACING	00	606874 169.99 G	----	KN157 (2) 8.89 G
525 EXC	07	606874 169.99 G	----	KN155 (1) 8.89 G
525 EXC	07	606874 169.99 G	----	KN157 (2) 8.89 G
525 EXC RACING	03-05	606874 169.99 G	----	KN155 (1) 8.89 G
525 EXC RACING	03-05	606874 169.99 G	----	KN157 (2) 8.89 G
525 EXC RACING/ SMR	06	----	----	KN155 (1) 8.89 G
525 EXC RACING/ SMR	06	----	----	KN157 (2) 8.89 G
525 EXC RACING	07	606874 169.99 G	----	KN155 (1) 8.89 G
525 EXC RACING	07	606874 169.99 G	----	KN157 (2) 8.89 G
525 EXC-G RACING	03-06	606874 169.99 G	----	KN155 (1) 8.89 G
525 EXC-G RACING	03-06	606874 169.99 G	----	KN157 (2) 8.89 G
525 MXC DESERT RACING/ MXC-G RACING/ SX RACING	03-05	606874 169.99 G	----	KN155 (1) 8.89 G
525 MXC DESERT RACING/ MXC-G RACING/ SX RACING	03-05	606874 169.99 G	----	KN157 (2) 8.89 G
525 MXC RACING	03-07	----	----	KN155 (1) 8.89 G
525 MXC RACING	03-07	----	----	KN157 (2) 8.89 G
525 SMR/ SX SUPERMOTOR	04-05	606874 169.99 G	----	KN155 (1) 8.89 G
525 SMR/ SX SUPERMOTOR	04-05	606874 169.99 G	----	KN157 (2) 8.89 G
525 SX/ EXC-G RACING	06	606874 169.99 G	----	KN155 (1) 8.89 G
525 SX/ EXC-G RACING	06	606874 169.99 G	----	KN157 (2) 8.89 G
525 SX RACING	06-07	----	----	KN155 (1) 8.89 G
525 SX RACING	06-07	----	----	KN157 (2) 8.89 G
525 XC/ XC-W	03-06	----	----	KN155 (1) 8.89 G
525 XC/ XC-W	03-06	----	----	KN157 (2) 8.89 G

## K&N DIRT BIKE AIR BOX FILTERS CONTINUED

APPLICATION	YEAR	AIR BOX FILTER	PRE CHARGER	K & N OIL FILTER
<b>KTM DIRT BIKE CONTINUED</b>				
525 XC/ XC DESERT RACING/ XC-W	07	606874 169.99 G	----	KN155 (1) 8.89 G
525 XC/ XC DESERT RACING/ XC-W	07	606874 169.99 G	----	KN157 (2) 8.89 G
530 EXC	10-11	----	----	KN652 9.39 G
530EXC-R	08-09	----	----	KN652 9.39 G
530 XC -WR	08-09	----	----	KN652 9.39 G
530 XC-W	10-11	----	----	KN652 9.39 G
540 SXS RACING	01-06	606874 169.99 G	----	KN155 (1) 8.89 G
540 SXS	01-06	606874 169.99 G	----	KN157 (2) 8.89 G
560 SMR	06-07	606874 169.99 G	----	KN155 (1) 8.89 G
560 SMR	06-07	606874 169.99 G	----	KN157 (2) 8.89 G
620 DUKE/EGS	ALL	----	----	KN155 (1) 8.89 G
620 DUKE/EGS	ALL	----	----	KN156 (1) 15.49 G
620 EXE	ALL	----	----	KN155 (2) 8.89 G
620 LSK	ALL	----	----	KN155 (1) 8.89 G
620 LSK	ALL	----	----	KN156 (2) 15.49 G
625 SMC	04-05	----	----	KN155 8.89 G
625 SXC	02-05	----	----	KN155 (1) 8.89 G
625 SXC	02-05	----	----	KN157 (2) 8.89 G
640 DUKE/LC4	ALL	----	----	KN155 (1) 8.89 G
640 DUKE/LC4	ALL	----	----	KN156 (2) 15.49 G
660 SMC	03-05	----	----	KN155 (1) 8.89 G
660 SMC	03-05	----	----	KN157 (2) 8.89 G
660 SUPERMOTO	02-03	----	----	KN155 (1) 8.89 G
660 SUPERMOTO	02-03	----	----	KN157 (2) 8.89 G
690 ENDURO	08	KT6907 68.69 G	----	KN155 (1) 8.89 G
690 ENDURO	08	KT6907 68.69 G	----	KN157 (2) 8.89 G
690 ENDURO	09	----	----	KN155 (1) 8.89 G
690 ENDURO	09	----	----	KN157 (2) 8.89 G
690 ENDURO	09	KT6908 83.79 G	----	KN155 (1) 8.89 G
690 ENDURO	09	KT6908 83.79 G	----	KN157 (2) 8.89 G
690 SMC	08	KT6908 83.79 G	----	KN155 (1) 8.89 G
690 SMC	08-12	KT6908 83.79 G	----	KN157 (2) 8.89 G
690 SUPERMOTO	08-10	KT6907 68.69 G	----	KN155 (1) 8.89 G
690 SUPERMOTO	08	KT6907 68.69 G	----	KN157 (2) 8.89 G
690 SUPERMOTO R	08	KT6907 68.69 G	----	KN155 (1) 8.89 G
690 SUPERMOTO R	08	KT6907 68.69 G	----	KN157 (2) 8.89 G
950 SUPER ENDURO R	07-11	----	----	KN158 9.99 G
<b>SUZUKI DIRT BIKE</b>				
RM80	86-01	568086 65.69 G	----	----
RM85/L	02-12	568086 65.69 G	----	----
DR100	83-90	----	----	KN131 7.19 G
DRZ110	03-05	561102 55.79 G	----	KN112 7.19 G
DR125/SE/X/Y	98-00	----	----	KN132 7.19 G
DRZ125/L	03-12	561203 57.39 G	----	KN132 7.19 G
RM125	06-08	YA2506 128.69 G	----	----
DR200SE	96-10	----	----	KN132 7.19 G
DRZ250/EP/ER/ES/L/M/N	90-95	563590 77.59 G	----	KN136 8.29 G
DRZ250	01-07	SU2501 61.49 G	----	----
RM250	06-08	YA2506 128.69 G	----	----
RMZ250	04-06	KA2504 123.89 G	----	KN207 8.29 G
RMZ250	07-14	YA2506 128.69 G	----	KN207 8.29 G
DR350	90-00	----	----	KN136 8.29 G
DR350S/SE	90-99	563590 77.59 G	----	KN136 8.29 G
DR350SE	00	----	----	KN136 8.29 G
DRZ400	00-03	SU4000 72.49 G	----	KN139 7.19 G
DRZ400 E	00-08	SU4000 72.49 G	----	KN139 7.19 G
DRZ400S	00-09	SU4000 72.49 G	----	KN139 7.19 G
DRZ400S	10	----	----	KN139 7.19 G
DRZ400S	11-12	SU4000 72.49 G	----	KN139 7.19 G
DRZ400SM	05-09	SU4000 72.49 G	----	KN139 7.19 G
DRZ400SM	10	----	----	KN139 7.19 G
RMZ450	05-14	YA2506 128.69 G	----	KN207 8.29 G

- accessories
- body
- handlebar & grips
- cables & levers
- exhaust
- engine
- fuel & intake**
- electrical & ignition
- clutch
- drive
- bearings
- brakes
- steering & suspension
- tires
- tools & shop

## K&N DIRT BIKE AIR BOX FILTERS CONTINUED

APPLICATION	YEAR	AIR BOX FILTER		PRE CHARGER	K & N OIL FILTER	
<b>SUZUKI DIRT BIKE CONTINUED</b>						
DR500	81-84	----		----	KN137	8.29 G
DR600/L/M/R/SE	85-91	----		----	KN137	8.29 G
DR650SE	96-10	566596	72.59 G	----	KN137	8.29 G
DR650SE	11	----		----	KN137	8.29 G
DR650S	90-95	566590	79.29 G	----	KN137	8.29 G
<b>YAMAHA DIRT BIKE</b>						
PW80	83-08	568083	54.69 G	----	----	
YZ80	81-82	561390	64.69 G	----	----	
YZ80	93-01	568096	63.79 G	----	----	
TTR90	00-04	569001	53.09 G	----	----	
TTR90E	04-08	569001	53.09 G	----	----	
TTR125	00-04	561201	75.29 G	----	----	
TTR125E	03-09	561201	75.29 G	----	----	
TTR125L	00-08	561201	75.29 G	----	----	
TTR125LE	03-09	561201	75.29 G	----	----	
TTR125LE	11-12	561201	75.29 G	----	----	
TTR125LW	07	561201	75.29 G	----	----	
TW125	99-04	----		----	KN143	11.09 G
XT125	82-96	----		----	KN143	11.09 G
YZ125	91-09	YA2506	128.69 G	----	----	
YZ125	11-12	YA2506	128.69 G	----	----	
YX125 R125	08-09	----		----	KN141	9.39 G
DT175	78-81	561078	57.29 G	----	----	
MX175	79-81	561078	57.29 G	----	----	
TW200	01-11	----		----	KN143	11.09 G
TW200 TRAILWAY	87-07	----		----	KN143	11.09 G
XT200	82-83	----		----	KN143	11.09 G
TT225	86-87	562292	76.49 G	----	KN143	11.09 G
TTR225	00-04	562292	76.49 G	----	KN143	11.09 G
XT225	01-07	562292	76.49 G	----	KN143	11.09 G
XT225 SEROW	92-00	562292	76.49 G	----	KN143	11.09 G
TTR230	05-14	----		----	KN143	11.09 G
DT250	74-77	564074	59.69 G	----	----	
TT250	80-82	----		----	KN145	8.29 G
TTR250	00-06	563586	60.19 G	----	KN142	11.09 G
WR250F	01-02	YA2506	128.69 G	----	KN142	11.09 G
WR250F	03-08	YA4503	130.09 G	----	KN141	9.39 G
WR250F	09	YA4503		----	608168	8.29 G
WR250F	11-13	YA4503		----	608168	8.29 G
WR250R/X	07-08	563586	60.19 G	----	KN141	9.39 G
WR250R/X	09-12	563586	60.19 G	----	608168	8.29 G
XT250 A 3Y3	ALL	----		----	KN145	8.29 G
XT250 LC/L	1984	----		----	KN143	11.09 G
XT250T	83	----		----	KN143	11.09 G
XT250	09-12	----		----	608168	8.29 G
YZ250	91-12	YA2506	128.69 G	----	----	
YZ250F	01-02	YA2506	128.69 G	----	KN142	11.09 G
YZ250F	03-08	YA2506	128.69 G	----	KN141	9.39 G
YZ250F	09-14	YA2506	128.69 G	----	608168	8.29 G
TT350	86-87	563586	60.19 G	----	KN143	11.09 G
TT350	88-92	----		----	KN143	11.09 G
XT350 DUALSPORT	85-01	----		----	KN143	11.09 G
DT360	74	564074	59.69 G	----	----	
DT400	74-77	564074	59.69 G	----	----	
WR400F	98	YA2506	128.69 G	----	----	
WR400F	99-02	YA2506	128.69 G	----	KN142	11.09 G
XT400/4V	81-84	----		----	KN145	8.29 G
YZ400F	98-99	YA2506	128.69 G	----	KN142	11.09 G
WR426F	01-02	YA2506	128.69 G	----	KN142	11.09 G
YZ426F	00-02	YA2506	128.69 G	----	KN142	11.09 G
WR450F	03-08	YA4503	130.09 G	----	KN141	9.39 G
WR450F	09	YA4503	130.09 G	----	608168	8.29 G

## K&N DIRT BIKE AIR BOX FILTERS CONTINUED

APPLICATION	YEAR	AIR BOX FILTER	PRE CHARGER	K & N OIL FILTER
<b>YAMAHA DIRT BIKE CONTINUED</b>				
WR450F	11	YA4503 130.09 G	----	608168 8.29 G
YZ450F	03-08	YA2506 128.69 G	----	KN141 9.39 G
YZ450F	09	YA2506 128.69 G	----	608168 8.29 G
YZ450F	10-14	608164 82.09 G	----	608168 8.29 G
TT500	77-81	YA1100 64.39 G	----	KN145 8.29 G
XT500	77-81	----	----	KN145 8.29 G
TT600	83-89	566003 86.19 G	----	KN145 8.29 G
TT600	97-00	----	----	KN143 11.09 G
TT600R	99-00	----	----	KN143 11.09 G
TT600RE	2004	----	----	KN145 8.29 G
XT600	84-89	566084 90.99 G	----	KN145 8.29 G
XT600	91-95	----	----	KN145 8.29 G
XT600E	91-99	566090 62.69 G	----	KN145 8.29 G
XT600E	00-02	----	----	KN145 8.29 G

### K&N DIRECT MOUNT DIRT BIKE FILTERS



Remove your airbox and mount this filter directly to your factory carburetor.



HONDA		AIR FILTER	
XR75	73-78	560070 51.69 G	
XR80	79	560070 51.69 G	
XL175	72-76	RU1050 56.99 G	
XR250R	79-82	RU1050 56.99 G	
XL350	73-75	561070 57.69 G	

KAWASAKI		AIR FILTER	
KL250	78-79	RU1050 56.99 G	
KL250	80-84	560520 57.69 G	
YAMAHA		AIR FILTER	
TT500	77-81	RU1050 56.99 G	
XT500	77-81	RU1050 56.99 G	

### FILTER CHARGER OIL

K&N Air Filter Oil is the only oil specially formulated to work in combination with the cotton fabric in K&N Filter-charger elements providing a superior air filtration system. When used as directed, it quickly penetrates the filter pleats, where it remains suspended in the cotton fabric. Saturation is maintained until the element is cleaned with K&N Air Filter Cleaner.



560504	6-1/2 oz. aerosol can	12/case	8.99 G
560516	12 oz. aerosol can	12/case	10.59 G
560533	8 oz. squeeze bottle	12/case	6.69 G
5611312	1/2 oz. pillow pack	50/case	6.89 G

### AIR FILTER CLEANER & DEGREASER

**NOTE: Do not use on polished or anodized aluminum.**

K&N Air Filter Cleaner is the only cleaner formulated to clean K&N Filtercharger elements. K&N Cleaner works to dissolve the dirt build up and old filter oil, and can be washed away with water. It is biodegradable and safe on paint, chrome, cast aluminum, plastic, rubber and vinyl when used as directed.



12 fl. oz. squirt bottle	32 fl. oz. squirt bottle
560606 9.39 W	560621 14.89 G
12 per case	

### SEALING GREASE

Provides an airtight fit around sealing surfaces on all types of air filter elements. Resists heat and will not melt or run off. Not to be used on clamp-on filter elements.



6 oz. squeeze tube.
560704 13.89 G
12 Per Case



### UNIVERSAL AIR FILTERS

Pleated washable polyester filters with aluminum end caps.

Fits 36-38mm carbs, 61mm I.D., 92mm long, Tapered.

**627047 20.95 L**

Fits 40-44mm carbs, 71mm I.D., 92mm long, Tapered.

**627048 20.95 L**



- accessories
- body
- handlebar & grips
- cables & levers
- exhaust
- engine
- fuel & intake**
- electrical & ignition
- clutch
- drive
- bearings
- brakes
- steering & suspension
- tires
- tools & shop

# FUEL & INTAKE



## EMGO DIRT BIKE AIR FILTERS



APPLICATION	YEAR	PART #		
<b>HONDA</b>				
XR80	85-03	202172	7.95	L
CR125R	89-01	EM90642	26.95	J
NX250	88-95	202181	14.95	L
XR250L	91-99	EM90460	19.95	L
CRF250R	04-09	EM90582	20.95	L
CRM250	89-93	EM90460	19.95	L
CRF450R	03-08	EM90582	20.95	L
CR500R	89-01	EM90642	26.95	J
XR600R	85-02	EM90460	19.95	L
XL600R	83-87	824007	13.95	L
XL600V (TRANSALP)	87-00	202184	17.95	L
XR650L	93-13	EM90450	14.95	L
XR750 (AFRICA TWIN)	90-92	202184	17.95	L
XL1000V (VARADERO)	99-02	202209	27.95	L
XLV1000 VARADERO	03-08	202210	22.95	L
<b>KAWASAKI</b>				
KX65	00-13	EM93070	11.95	L
KX125	87-89	202178	21.95	L
KX125	97-05	EM90642	26.95	J
KDX200	89-06	202178	21.95	L
KX250F	04-05	EM93042	25.95	J
KX250	97-07	EM90642	26.95	J
KLX250 S/SF	09-13	829110	22.95	L
KX250	87-89	202178	21.95	L
KLX300	97-07	202178	21.95	L
KLX650	93-96	829112	11.95	L

APPLICATION	YEAR	PART #		
<b>KTM</b>				
SX60/65	98-08	EM90642	26.95	J
<b>SUZUKI</b>				
RM65	04-06	EM93070	11.95	L
RM125	96-06	EM95570	20.95	L
RM-Z250	04-06	EM93042	25.95	J
DR250S/SE	90-99	EM94070	15.95	L
DR750SL (EURO)	88-89	202270	16.95	L
DR800	92-95	202260	23.95	L
<b>YAMAHA</b>				
DT125R/X	91-07	202348	12.95	L
WR/WX125	09-11	829195	6.95	L
YZ125	97-13	EM95570	20.95	L
TT500	76-81	202331	8.95	L
XT550	82-83	202325	11.95	L
XT660R/X SUPER MOTARD	04-11	202333	17.95	L



## EMGO DIRT BIKE OIL FILTERS

APPLICATION	YEAR	ELEMENT		SPIN ON CHROME	SPIN ON BLACK	MICRO GLASS CHROME	MICRO GLASS BLACK								
<b>GAS GAS</b>															
400/450 FSE	03-07	598020	3.95	L	----	----	----								
450 FSR/EC/SM	08	598020	3.95	L	----	----	----								
450 Pampera	07-08	598020	3.95	L	----	----	----								
510 EC/SM	09	598020	3.95	L	----	----	----								
<b>HONDA</b>															
CRF 150R/RB	07-14	EM99210	5.95	L	----	----	----								
CRF 250 R/X	04-13	EM99210	5.95	L	----	----	----								
NX 250	91-95	598020	3.95	L	----	----	----								
TLR 250	85-87	598020	3.95	L	----	----	----								
XL 250 R	82-87	EM99220	4.95	L	----	----	----								
XR 250 L/R	84-04	EM99220	4.95	L	----	----	----								
XR 250R	82-04	598020	3.95	L	----	----	----								
XR 250L	91-99	598020	3.95	L	----	----	----								
XL 350 R, RG, RF, RH	85-87	598020	3.95	L	----	----	----								
XR 350 R	83-87	598020	3.95	L	----	----	----								
XR 400R	96-04	598020	3.95	L	----	----	----								
CRF 450 R/X	02-13	EM99210	5.95	L	----	----	----								
XR 500 R	81-92	EM99220	4.95	L	----	----	----								
XL 600 V Translap	87-00	----	----	EM82220	9.95	L	EM82230	6.95	L	EM82222	14.95	L	EM82232	9.95	L
XL 600	83-88	598020	3.95	L	----	----	----								
XR 600 R	85-99	EM99220	4.95	L	----	----	----								
XR 650 L	93-14	598020	3.95	L	----	----	----								
XR 650 R	00-07	598020	3.95	L	----	----	----								
XL 650 Translap	01-07	----	----	EM82220	9.95	L	EM82230	6.95	L	EM82222	14.95	L	EM82232	9.95	L
XR7 650 African Twin	88-90	----	----	EM82220	9.95	L	EM82230	6.95	L	EM82222	14.95	L	EM82232	9.95	L
XL 700 V Translap	08-12	----	----	----	----	EM82240	6.95	L	----	----	----	----	----	----	
XR7 750 African Twin	90-02	----	----	EM82220	9.95	L	EM82230	6.95	L	EM82222	14.95	L	EM82232	9.95	L
<b>KAWASAKI</b>															
KLX 110	02-14	598020	3.95	L	----	----	----								
KSR 110	03-08	598020	3.95	L	----	----	----								



## EMGO DIRT BIKE OIL FILTERS CONTINUED

APPLICATION	YEAR	ELEMENT	SPIN ON CHROME	SPIN ON BLACK	MICRO GLASS CHROME	MICRO GLASS BLACK
<b>KAWASAKI CONTINUED</b>						
KLX 125	10-14	598020 3.95 L	----	----	----	----
KLX 140 / L	08-15	598020 3.95 L	----	----	----	----
KL 250	78-05	598022 3.95 L	----	----	----	----
KL 250 Sherpa	00-09	598020 3.95 L	----	----	----	----
KLE 250	93-95	202005 3.95 L	----	----	----	----
KLR 250	03-05	598022 3.95 L	----	----	----	----
KLX 250 R / S	09-14	598020 3.95 L	----	----	----	----
KLX 250 B	79-82	598022 3.95 L	----	----	----	----
KX 250F	04-15	EM30010 5.95 L	----	----	----	----
KLX 300 R	97-07	598020 3.95 L	----	----	----	----
KLE 400	91-96	----	202069 9.95 L	202070 6.95 L	----	----
KLX 400R/SR	03	EM55510 3.95 L	----	----	----	----
KX 450 F	06-14	598020 3.95 L	----	----	----	----
KLX 450R	08-13	598020 3.95 L	----	----	----	----
KLE 500	91-02 /06-07	----	EM82220 9.95 L	EM82230 6.95 L	EM82222 14.95 L	EM82232 9.95 L
KLE 500	03-05	----	----	EM82240 6.95 L	----	----
KLR 600	84-86	598022 3.95 L	----	----	----	----
KLX 650/ R	93-97	598022 3.95 L	----	----	----	----
<b>KTM</b>						
EXC 250 *(SHORT)	01-06	EM26958 4.95 L	----	----	----	----
EXC 250 *(LONG)	01-06	EM26952 4.95 L	----	----	----	----
XCF/XCFW 250	07-12	202027 4.95 L	----	----	----	----
EXC-F/SX-F 250	13-15	202029 3.95 L	----	----	----	----
SXF 250	06-12	202027 4.95 L	----	----	----	----
300EXC-F	15	202029 3.95 L	----	----	----	----
350 Freeride	12-14	202029 3.95 L	----	----	----	----
SXF 350	11-12	202029 3.95 L	----	----	----	----
EXC-F 350	12-13	202029 3.95 L	----	----	----	----
XCF-W 350	12-13	202029 3.95 L	----	----	----	----
MXC/EXC/SX 400 *(LONG)	99-07	EM26952 4.95 L	----	----	----	----
MXC/EXC/SX 400 *(SHORT)	99-07	EM26958 4.95 L	----	----	----	----
XC-W 400 (LONG)	07	EM26952 4.95 L	----	----	----	----
XC-W 400 (SHORT)	07	EM26958 4.95 L	----	----	----	----
XCW/EXC 400	08-11	202029 3.95 L	----	----	----	----
SMR 450 *(LONG)	04-07	EM26952 4.95 L	----	----	----	----
SMR 450 *(SHORT)	04-07	EM26958 4.95 L	----	----	----	----
SMR 450	08-12	202029 3.95 L	----	----	----	----
XC/EXC/MXC 450 *(LONG)	03-07	EM26952 4.95 L	----	----	----	----
XC/EXC/MXC 450 *(SHORT)	03-07	EM26958 4.95 L	----	----	----	----
XCF/XCW/EXC 450	08-11	202029 3.95 L	----	----	----	----
XCW/EXC 450	12-13	202027 4.95 L	----	----	----	----
SXF 450	07-12	202029 3.95 L	----	----	----	----
450 SX-F	13-15	202027 4.95 L	----	----	----	----
450XCX F/W	12-13	202027 4.95 L	----	----	----	----
EXC 500	12-15	202027 4.95 L	----	----	----	----
XC/SX-F 505	08-09	202029 3.95 L	----	----	----	----
MXC/EXC/SX 520 *(LONG)	99-02	EM26952 4.95 L	----	----	----	----
MXC/EXC/SX 520 *(SHORT)	99-02	EM26958 4.95 L	----	----	----	----
450/525 XC ATV (SHORT)	08-10	EM26958 4.95 L	----	----	----	----
450/525 XC ATV (LONG)	08-10	EM26952 4.95 L	----	----	----	----
SMR 525 (SHORT)	04-06	EM26958 4.95 L	----	----	----	----
SMR 525 (LONG)	04-06	EM26952 4.95 L	----	----	----	----
EXC/MXC/XC/SX 525 * (LONG)	03-07	EM26952 4.95 L	----	----	----	----
EXC/MXC/XC/SX 525 * (SHORT)	03-07	EM26958 4.95 L	----	----	----	----
EXC/XC-RW 530	08-11	202029 3.95 L	----	----	----	----
SXS 540 * (LONG)	06-07	EM26952 4.95 L	----	----	----	----
SXS 540 *(SHORT)	06-07	EM26958 4.95 L	----	----	----	----
EXC 625 *(SHORT)	02-06	EM26958 4.95 L	----	----	----	----
SMC 625 * (LONG)	04-05	EM26952 4.95 L	----	----	----	----
SXC 625, SXC *(LONG)	02-05	EM26952 4.95 L	----	----	----	----
SXC 625 * (SHORT)	02-05	EM26958 4.95 L	----	----	----	----

- accessories
- body
- handlebar & grips
- cables & levers
- exhaust
- engine
- fuel & intake**
- electrical & ignition
- clutch
- drive
- bearings
- brakes
- steering & suspension
- tires
- tools & shop

## EMGO DIRT BIKE OIL FILTERS CONTINUED

APPLICATION	YEAR	ELEMENT	SPIN ON CHROME	SPIN ON BLACK	MICRO GLASS CHROME	MICRO GLASS BLACK
<b>SUZUKI</b>						
DR 100	83-90	EM84200 3.95 L	----	----	----	----
SP 100	83	EM84200 3.95 L	----	----	----	----
DRZ 110	03-05	598020 3.95 L	----	----	----	----
DR 125	86-96	598024 3.95 L	----	----	----	----
DR 125	80-85	EM84200 3.95 L	----	----	----	----
DR-Z 125/L	03-14	598024 3.95 L	----	----	----	----
RV 125 Van Van	03-06	598024 3.95 L	----	----	----	----
SP 125	82-85	EM84200 3.95 L	----	----	----	----
SP 125	86-88	598024 3.95 L	----	----	----	----
DR 200 / SE	86-14	598024 3.95 L	----	----	----	----
SP 200	86-88	598024 3.95 L	----	----	----	----
RV 200 Van Van	02-05	598024 3.95 L	----	----	----	----
DR 250	82-88	EM99300 3.95 L	----	----	----	----
DR 250 /SE	90-99	EM99300 3.95 L	----	----	----	----
DR-Z 250	01-07	EM99300 3.95 L	----	----	----	----
RM-Z 250	04-14	EM30010 5.95 L	----	----	----	----
GW 250 Inazuma	12-14	----	EM55670	EM55660 6.95 L	EM55672	EM55672 14.95 L
SP 250	82-85	EM99300 3.95 L	----	----	----	----
DR 350 /S/SE	90-00	EM99300 3.95 L	----	----	----	----
DR-Z 400 S/E	00-14	EM55510 3.95 L	----	----	----	----
RMZ 450	05-14	EM30010 5.95 L	----	----	----	----
RMX 450	10-13	EM30010 5.95 L	----	----	----	----
DR 500 /D/S	81-84	EM85900 3.95 L	----	----	----	----
SP 500	81-83	EM85900 3.95 L	----	----	----	----
DR 600 S/R	85-91	EM85900 3.95 L	----	----	----	----
SP 600	85	EM85900 3.95 L	EM55670 8.95 L	EM55660 6.95 L	EM55672 14.95 L	EM55662 9.95 L
DR 650 S/SE	90-14	EM85900 3.95 L	----	----	----	----
DR 750	88-89	EM85900 3.95 L	----	----	----	----
DR 800	88-00	EM85900 3.95 L	----	----	----	----
<b>YAMAHA</b>						
WR125 X	09-14	EM79130 4.95 L	----	----	----	----
DT 125 R	91-04	EM79110 7.95 L	----	----	----	----
TW 125	99-04	EM79110 7.95 L	----	----	----	----
125 XC Flames	00-99	EM79110 7.95 L	----	----	----	----
XT 125	82-83	EM79110 7.95 L	----	----	----	----
XT 125 (2YE)	88-90	EM79110 7.95 L	----	----	----	----
XT 125 (2YU)	91-96	EM79110 7.95 L	----	----	----	----
BW 200 E, S Big Wheel	85-88	EM79110 7.95 L	----	----	----	----
TW 200 Trailway	87-14	EM79110 7.95 L	----	----	----	----
XT 200	82-83	EM79110 7.95 L	----	----	----	----
TT 225 S,T	86-87	EM79110 7.95 L	----	----	----	----
TT-R 225	00-04	EM79110 7.95 L	----	----	----	----
TW 225E	04-07	EM79110 7.95 L	----	----	----	----
XTM 225 Serow	92-07	EM79110 7.95 L	----	----	----	----
TT-R 230 V/VC,W/WC	05-14	EM79110 7.95 L	----	----	----	----
TT 250	80-82	EM79100 3.95 L	----	----	----	----
TT 250 R	93-97	EM79120 7.95 L	----	----	----	----
TT-R 250	05-06	EM79120 7.95 L	----	----	----	----
TTR 250	00-05	EM79120 7.95 L	----	----	----	----
WR 250F	01-02	EM79120 7.95 L	----	----	----	----
WR 250F	03-13	EM79130 4.95 L	----	----	----	----
XT 250	80-84	EM79100 3.95 L	----	----	----	----
XT 250 Serow	05-08	EM79130 4.95 L	----	----	----	----
YZ 250F	01-02	EM79120 7.95 L	----	----	----	----
YZ 250F	03-13	EM79130 4.95 L	----	----	----	----
BW 350 Big Wheel	87-88	EM79100 3.95 L	----	----	----	----
TT 350 S,T,W,A,B	86-92	EM79110 7.95 L	----	----	----	----
XT 350	85-01	EM79110 7.95 L	----	----	----	----
WR 400F	98-02	EM79120 7.95 L	----	----	----	----
XT 400 4 Valve	83-84	EM79100 3.95 L	----	----	----	----
XT 400	81-82	EM79100 3.95 L	----	----	----	----
XT 400 E	91	EM79100 3.95 L	----	----	----	----



## EMGO DIRT BIKE OIL FILTERS CONTINUED

APPLICATION	YEAR	ELEMENT	SPIN ON CHROME	SPIN ON BLACK	MICRO GLASS CHROME	MICRO GLASS BLACK
<b>YAMAHA CONTINUED</b>						
YZ 400F K,L	98-99	EM79120 7.95 L	----	----	----	----
WR 426F N/P	01-02	EM79120 7.95 L	----	----	----	----
YZ 426F M/N/P	00-02	EM79120 7.95 L	----	----	----	----
WR 450F	03-13	EM79130 4.95 L	----	----	----	----
YZ 450 F	03-13	EM79130 4.95 L	----	----	----	----
TT 500	76-81	EM79100 3.95 L	----	----	----	----
XT 500	76-83	EM79100 3.95 L	----	----	----	----
TT 600 S,E	97	EM79110 7.95 L	----	----	----	----
TT 600E/R	99-03	EM79110 7.95 L	----	----	----	----
TT 600	83-92	EM79100 3.95 L	----	----	----	----
TT 600RE	04	EM79100 3.95 L	----	----	----	----
XT 600Z Tenere	83-91	EM79100 3.95 L	----	----	----	----
TT 600	83-92	EM79100 3.95 L	----	----	----	----
XT 660R	04-11	EM79100 3.95 L	----	----	----	----

## WILD BOAR DIRT BIKE STAINLESS STEEL OIL FILTERS

**WILD BOAR**  
OFF ROAD PRODUCTS



HUSABERG DIRT BIKE				
All	97-07	WB278400	39.95	H
KAWASAKI DIRT BIKE				
KX250F	04-06	WB278700	39.95	H
KTM DIRT BIKE				
250 EXC	02-06	WB278400*	39.95	H
250 EXC	02-06	WB278401**	39.95	H
250 SXF	05-07	WB278400	39.95	H
250 XCW	2007	WB278400*	39.95	H
250 XCW	2007	WB278401**	39.95	H
400 MXC/SX/EXC	02-06	WB278400*	39.95	H
400 MXC/SX/EXC	02-06	WB278401**	39.95	H
400 LC4	92-06	WB278400*	39.95	H
400 XC/XCW	06-07	WB278400*	39.95	H
400 XC/XCW	06-07	WB278401**	39.95	H
450 EXC/SX	02-06	WB278400*	39.95	H

KTM DIRT BIKE CONTINUED				
450 EXC/SX	02-06	WB278401**	39.95	H
520 EXC/MXC/SX	02-06	WB278400*	39.95	H
520 EXC/MXC/SX	02-06	WB278401*	39.95	H
525 EXC/MXC/SX	02-07	WB278400*	39.95	H
525 EXC/MXC/SX	02-07	WB278401**	39.95	H
540 SXS	02-05	WB278400*	39.95	H
540 SXS	02-05	WB278401**	39.95	H
600 LC4	92-06	WB278400*	39.95	H
620 LC4	92-06	WB278400*	39.95	H
625 SXC	03-06	WB278400*	39.95	H
625 SXC	03-06	WB278401**	39.95	H
640 Duke/LC4	92-06	WB278400*	39.95	H
Adventure LC8	04-06	WB278402	39.95	H
SUZUKI				
RMZ250	05-07	WB278700	39.95	H

\*Lower (1st) filter 2 5/8" long

\*\*Upper (2nd) filter 2" long

### FILTER CLEANER

KL608 7.95 B

Improves air flow and performance • Cleans fabric and foam air filters • Cleans oil, dust, dirt and sand from filters • Rinses clean with water • Environmentally safe formula • 16 oz.

### FOAM FILTER OIL

KL606 8.95 B

Improves air flow • Traps dust, dirt and sand • Filters out micron sized particles • Blocks out moisture and water • Waterproof formula will not clog • Klotz red color for easy application • Environmentally safe formula • 15.25 oz.

### FABRIC FILTER OIL

KL607 8.95 B

Improves air flow • Filters out micron sized particles • Traps dust, dirt and sand • Quickly penetrates and will not run off • Moisture resistant formula • Easy application • Environmentally safe formula • 16 oz.



- accessories
- body
- handlebar & grips
- cables & levers
- exhaust
- engine
- fuel & intake
- electrical & ignition
- clutch
- drive
- bearings
- brakes
- steering & suspension
- tires
- tools & shop



## FACTORY REPLACEMENT UNI AIR FILTERS



Uni Filter dirt bike air filters are unsurpassed in airflow, dirt stopping and overall performance. And they produce MORE HORSEPOWER and MORE TORQUE than any other air filter. Uni's revolutionary two stage air filter is the only filter that comes apart for maximum airflow and ultimate cleaning. To complete the winning combination, apply Uni oil and Uni cleaner.

MODEL	YEAR	FACTORY REPLACEMENT AIR FILTERS		
<b>HONDA</b>				
CRF & XR 50/70	1997-14	<b>UF4131</b>	<b>8.95</b>	L
CRF & XR 50/70 Hi-Flow	1997-14	<b>234160</b>	<b>19.95</b>	L
CRF & XR 80/100	1988-14	<b>UF4132</b>	<b>14.95</b>	L
CRF & XR 80/100 Hi-Flow	1988-14	<b>234161</b>	<b>19.95</b>	L
CR 60/80	1983-84	<b>UF4064</b>	<b>25.95</b>	L
CR 80	1985	<b>UF4077</b>	<b>26.95</b>	L
CR 80	1986-02	<b>UF4104</b>	<b>30.95</b>	L
CR 85	2003-07	<b>UF4104</b>	<b>30.95</b>	L
CRF 110	2013-15	<b>UF4146</b>	<b>15.95</b>	L
CR 125	1981-84	<b>UF4052</b>	<b>28.95</b>	L
CR 125	1985	<b>UF4078</b>	<b>30.95</b>	L
CR 125	1986	<b>UF4103</b>	<b>30.95</b>	L
CR 125	1987-88	<b>UF4105</b>	<b>28.95</b>	L
CR 125	1989-01	<b>UF4112</b>	<b>30.95</b>	L
CR 125	2002-07	<b>UF4135</b>	<b>30.95</b>	L
CRF 125F	2014-15	<b>UF4147</b>	<b>26.95</b>	L
CRF 150 F	2003-15	<b>UF4137</b>	<b>26.95</b>	L
CRF 150 R	2007-16	<b>UF4141</b>	<b>30.95</b>	L
XR 200 R	1984-05	<b>UF4073</b>	<b>34.95</b>	L
CRF 230F	2003-15	<b>UF4137</b>	<b>26.95</b>	L
XR 200	1980-84	<b>UF4058</b>	<b>16.95</b>	L
XR 250 R	1984-85	<b>UF4073</b>	<b>34.95</b>	L
XR 250 R & L	1986-04	<b>UF4074</b>	<b>34.95</b>	L
CR 250	1981-84	<b>UF4052</b>	<b>28.95</b>	L

MODEL	YEAR	FACTORY REPLACEMENT AIR FILTERS		
<b>HONDA (CONTINUED)</b>				
CR 250	1985	<b>UF4078</b>	<b>30.95</b>	L
CR 250	1986	<b>UF4103</b>	<b>30.95</b>	L
CR 250	1987	<b>UF4105</b>	<b>28.95</b>	L
CR 250	1988-01	<b>UF4112</b>	<b>30.95</b>	L
CR 250R	2002-07	<b>UF4135</b>	<b>30.95</b>	L
CRF 250R	2004-09	<b>UF4136</b>	<b>30.95</b>	L
CRF 250R	2010-13	<b>UF4144</b>	<b>30.95</b>	L
CRF 250 R	2014-16	<b>UF4145</b>	<b>30.95</b>	L
CRF 250 X	2004-13	<b>UF4138</b>	<b>30.95</b>	L
XR 350 R	1983-85	<b>UF4074</b>	<b>34.95</b>	L
XR 400	1996-04	<b>UF4074</b>	<b>34.95</b>	L
CRF 450R	2002	<b>UF4133</b>	<b>30.95</b>	L
CRF 450R	2003-08	<b>UF4136</b>	<b>30.95</b>	L
CRF 450R	2009-12	<b>UF4144</b>	<b>30.95</b>	L
CRF 450R	2013-16	<b>UF4145</b>	<b>30.95</b>	L
CRF 450 X	2005-16	<b>UF4138</b>	<b>30.95</b>	L
CR 450/480/500	1981-84	<b>UF4052</b>	<b>28.95</b>	L
CR 500	1985	<b>UF4078</b>	<b>30.95</b>	L
CR 500	1986	<b>UF4103</b>	<b>30.95</b>	L
CR 500	1987-88	<b>UF4105</b>	<b>28.95</b>	L
CR 500	1989-02	<b>UF4112</b>	<b>30.95</b>	L
XR 500	1983	<b>UF4075</b>	<b>34.95</b>	L
XR 600 R	1984	<b>UF4075</b>	<b>34.95</b>	L
XR 600 R	1985-02	<b>UF4074</b>	<b>34.95</b>	L
XL 600	1983-87	<b>UF4065</b>	<b>23.95</b>	L
XR 650 L	1993-15	<b>UF4117</b>	<b>34.95</b>	L

## UNI AIR BOX FILTERED AIR VENTS



UFV6 12.95 L  
6 per package

Uni's "Foam Filtered Air Vents" increase the pre-filtered air supply to the airbox. The foam filter element may be cleaned and re-oiled. For Street, Dirt, ATVs, etc.

## UNIVERSAL DIRT FILTER



<b>UF6229</b>	<b>21.95</b>	L	2 1/4"	57mm	No reducer	6"	152	15°
<b>UF6245</b>	<b>20.95</b>	L	2 1/2"	63mm	No reducer	6"	152	15°
<b>UF6275</b>	<b>19.95</b>	L	2 3/4"	70mm	No reducer	6"	152	15°



## UNI FOAM AIR FILTER OIL/CLEANER



### FILTER CLEANER

UFC300 11.95 L  
16 oz aerosol

### FILTER OIL

UFF100 9.95 L  
L5.5 oz aerosol  
UFF16 9.95 L  
16 oz.



### MAINTENANCE KIT



UFM400 19.95 L

## FACTORY REPLACEMENT UNI AIR FILTERS CONTINUED

MODEL	YEAR	FACTORY REPLACEMENT AIR FILTERS		
<b>HONDA</b>				
XR 650R	2000-08	UF4130	38.95	L
XR 650R	2000-08	UF4130F	22.95	L
<b>HUSQVARNA</b>				
250/500 AE, CR, XC, WR	1983-84	UF1004	30.95	L
(Single Shock) 350/610 WXC, E	1985-87, 90-91	UF1006	30.95	L
125/250/360	1992-07	UF1008	30.95	L
250/400/450/510 4 Stroke	2004-05	UF1008	30.95	L
350/410/610	1992-03	UF1009	30.95	L
510	1986-87	UF1007	30.95	L
85 TC	2014-16	234224	30.95	L
125 TE/TC	2014-15	234224	30.95	L
250/450 TE/TC	2002-13	UF1008	30.95	L
250 TE/TC	2014-15	234224	30.95	L
250 FE/FC	2014-15	234224	30.95	L
250/310 TXC	2013	UF1008	30.95	L
300 TE	2014-15	234224	30.95	L
350 FE/FC	2014-15	234224	30.95	L
449 TC/TE/TXE	2011-13	UF1010	36.95	L
450 FE/FC	2014-15	234224	30.95	L
501 FE	2014-15	234224	30.95	L
510 TE	2003-09	UF1008	30.95	L
511 TE, TXC	2011-13	UF1010	36.95	L
<b>KAWASAKI</b>				
KDX 80	1984-88	UF2347	26.95	L
KX 60	1985-03	UF2355	22.95	L
KX 65	2000-16	UF2385	24.95	L
KX 80	1983-84	UF2347	26.95	L
KX 80	1985	UF2356	24.95	L
KX 80	1986-90	UF2361	30.95	L
KX 80	1991-01	UF2369	29.95	L
KX 85	2001-13	UF2369	29.95	L
KX 85	2014-16	UF2601	29.95	L
KX 100	1991-13	UF2369	29.95	L
KX 100	2014-16	UF2601	29.95	L
KLX 110	2002-16	UF2395	12.95	L
KLX 110 Hi-Flow	2002-16	UF2487	23.95	L
KX 125	1981	UF2338	26.95	L
KX 125	1983	UF2345	24.95	L
KX 125	1984-85	UF2353	28.95	L
KX 125	1986	UF2358	28.95	L
KX 125	1987-89	UF2364	30.95	L
KX 125	1990-91	UF4112	30.95	L
KX 125	1992-93	UF2370	28.95	L
KX 125	1994-05	UF4112	30.95	L
KLX 125	2003-06	UF2484	24.95	L
KLX 140(L)	2008-16	UF2335	20.95	L
KDX 175	1981-82	UF2338	26.95	L
KDX 200	1982-85	UF2354	28.95	L
KDX 200	1986-88	UF2353	28.95	L
KDX 200	1989-06	UF2364	30.95	L
KDX 220	1996-05	UF2364	30.95	L
KDX 250	1980	UF2333	30.95	L
KDX 250	1981	UF2338	26.95	L
KDX 250	1982-85	UF2354	28.95	L
KDX 250	1989-95	UF2364	30.95	L
KL 250	1985-95	UF2364	30.95	L
KLR 250	1985	UF2357	12.95	L
KL/KLR 250	1987-05	UF2384	14.95	L
KX 250	1981	UF2338	26.95	L

MODEL	YEAR	FACTORY REPLACEMENT AIR FILTERS		
<b>KAWASAKI CONTINUED</b>				
KX 250	1982	UF2345	24.95	L
KX 250	1983-84	UF2354	28.95	L
KX 250	1985-86	UF2353	28.95	L
KX 250	1987-89	UF2364	30.95	L
KX 250	1990-91	UF4112	30.95	L
KX 250	1992-93	UF2370	28.95	L
KX 250	1994-07	UF4112	30.95	L
KX 250F	2004-05	UF2396	30.95	L
KX 250F	2006-16	UF2399	30.95	L
KLX 250/300	1994-07	UF2364	30.95	L
KLX 250S(F)	2009-15	UF2364	30.95	L
KDX 400	1980	UF2333	30.95	L
KLX 400	2003-04	UF2480	28.95	L
KX/KDX 420	1981	UF2338	26.95	L
KLX 450R	2008-09	UF2334	30.95	L
KDX 450	1982	UF2338	26.95	L
KX 450F	2006-15	UF2399	30.95	L
KX 450 F	2016	234259	30.95	L
KX 500	1983	UF2345	24.95	L
KX 500	1984	UF2354	28.95	L
KX 500	1985-86	UF2353	28.95	L
KX 500	1987-04	UF2364	30.95	L
KLX 650	1993-97	UF2364	30.95	L
KLR 650	1987-15	UF2378	22.95	L
KLX 650 C	1993-97	UF2378	22.95	L
<b>KTM</b>				
50	1995-96	UF1408	16.95	L
50	1997-01	UF1410	8.95	L
50 Pro sr.	1998-00	UF1409	18.95	L
50 Pro sr.	2001-04	UF1412	26.95	L
50 AC/LC	2001-08	UF1414	11.95	L
50 SX	2009-15	234223	11.95	L
65 SX / XC	1997-16	UF1412	26.95	L
85 (1 Pin)	2004-07	UF1411	30.95	L
85	2008-12	UF1413	30.95	L
85 SX	2013-16	234224	30.95	L
105 (1 Pin)	2004-07	UF1411	30.95	L
105 SX/XC (3 Pin)	2008-10	UF1413	30.95	L
125	1984-86	UF1405	30.95	L
125 SX / EXC	2011-15	234224	30.95	L
125/350 2 Stroke	1987-91	UF1406	30.95	L
125/445	1992-97	UF2462	28.95	L
EXC/MXC/SX, SXC (1 Pin)	1998-03	UF1411	30.95	L
125/150 SX	2016	234258	30.95	L
150 SX / XC	2011-15	234224	30.95	L
SX & SX-F	2007-10	UF1415	30.95	L
125/144/150				
250 SX / SX-F / XC	2011-15	234224	30.95	L
250/350/450 SX/F/XCF	2016	234258	30.95	L
250	1982-84	UF1404	30.95	L
250	1985-89	UF1406	30.95	L
250/300/360 2 Stroke	1990-97	UF4112	30.95	L
EXC/MXC/SX 4 Stroke (3 Pin)	2002-04	UF1413	30.95	L
All 2 & 4 Stroke (Except SX & SXF)	2004-07	UF1413	30.95	L
All XC & EXC (Except 65, 85 & 105)	2008-11	UF1415	30.95	L
XC/XC-F/EXC/EXC-F	2012	234224	30.95	L

- accessories
- body
- handlebar & grips
- cables & levers
- exhaust
- engine
- fuel & intake**
- electrical & ignition
- clutch
- drive
- bearings
- brakes
- steering & suspension
- tires
- tools & shop

## FACTORY REPLACEMENT UNI AIR FILTERS CONTINUED

- accessories
- body
- handlebar & grips
- cables & levers
- exhaust
- engine
- fuel & intake**
- electrical & ignition
- clutch
- drive
- bearings
- brakes
- steering & suspension
- tires
- tools & shop

MODEL	YEAR	FACTORY REPLACEMENT AIR FILTERS		
<b>KTM CONTINUED</b>				
ALL XC, XC-W, XC-F, EXC & EXC-F	2013-16	<b>234224</b>	<b>30.95</b>	L
300 XC/XC-W	2011-12	<b>234224</b>	<b>30.95</b>	L
350 SX-F	2011-16	<b>234224</b>	<b>30.95</b>	L
400/620/640/LC4 Enduro (Except Duke)	1997-06	<b>UF1412</b>	<b>26.95</b>	L
450 SX-F	2011-15	<b>234224</b>	<b>30.95</b>	L
450 SX-F	2016	<b>234258</b>	<b>30.95</b>	L
495	1982-84	<b>UF1404</b>	<b>30.95</b>	L
500/600/LC4	1987-92	<b>UF1407</b>	<b>30.95</b>	L
500/540/550 2 Stroke	1982-96	<b>UF1406</b>	<b>30.95</b>	L
690 Enduro(R) / SMC	2008-15	<b>234225</b>	<b>44.95</b>	L
<b>SUZUKI</b>				
RM 60	2003	<b>UF2355</b>	<b>22.95</b>	L
RM 65	2003-04	<b>UF2455</b>	<b>26.95</b>	L
RM 80	1982-85	<b>UF2437</b>	<b>30.95</b>	L
RM 80	1986-01	<b>UF2455</b>	<b>26.95</b>	L
RM 85	2002-15	<b>UF2455</b>	<b>26.95</b>	L
DRZ 110	2004-06	<b>UF2395</b>	<b>12.95</b>	L
DRZ 110 Hi-Flow	2004-06	<b>UF2487</b>	<b>23.95</b>	L
DRZ 125	2003-12	<b>UF2484</b>	<b>24.95</b>	L
RM 125	1981-83	<b>UF2435</b>	<b>22.95</b>	L
RM 125	1984-85	<b>UF2446</b>	<b>30.95</b>	L
RM 125	1986	<b>UF2456</b>	<b>28.95</b>	L
RM 125	1987-89	<b>UF2462</b>	<b>28.95</b>	L
RM 125	1990-92	<b>UF2467</b>	<b>28.95</b>	L
RM 125	1993-95	<b>UF2469</b>	<b>30.95</b>	L
RM 125	1996-03	<b>UF2474</b>	<b>30.95</b>	L
RM 125	2004-07	<b>UF3230</b>	<b>30.95</b>	L
RM 125	2008	<b>UF2490</b>	<b>30.95</b>	L
PE 175	1980-81	<b>UF2430</b>	<b>27.95</b>	L
PE 175	1982	<b>UF2435</b>	<b>22.95</b>	L
DRE 200	2001-09	<b>UF2478</b>	<b>26.95</b>	L
DR 250	1990-95	<b>UF2468</b>	<b>26.95</b>	L
DRZ 250	2001-07	<b>UF2482</b>	<b>30.95</b>	L
PE 250	1980-81	<b>UF2433</b>	<b>27.95</b>	L
RM 250	1980	<b>UF2433</b>	<b>27.95</b>	L
RM 250	1981-83	<b>UF2434</b>	<b>22.95</b>	L
RM 250	1984-85	<b>UF2447</b>	<b>30.95</b>	L
RM 250	1986	<b>UF2456</b>	<b>28.95</b>	L
RM 250	1987-89	<b>UF2462</b>	<b>28.95</b>	L
RM 250	1990-92	<b>UF2467</b>	<b>28.95</b>	L
RM 250	1993-95	<b>UF2469</b>	<b>30.95</b>	L
RM 250	1996-02	<b>UF2474</b>	<b>30.95</b>	L
RM 250	2003-07	<b>UF3230</b>	<b>30.95</b>	L
RM 250	2008	<b>UF2490</b>	<b>30.95</b>	L
RM 250Z	2004-06	<b>UF2396</b>	<b>30.95</b>	L
RM 250Z	2007-15	<b>UF2490</b>	<b>30.95</b>	L
RMX 250	1989-98	<b>UF2467</b>	<b>28.95</b>	L
RS 250	1980-81	<b>UF2433</b>	<b>27.95</b>	L
DR 350	1990-00	<b>UF2468</b>	<b>26.95</b>	L
DRZ 400	2000-15	<b>UF2480</b>	<b>28.95</b>	L
PE 400	1980-81	<b>UF2433</b>	<b>27.95</b>	L
RM 400	1980	<b>UF2433</b>	<b>27.95</b>	L
RMZ 450	2005-06	<b>UF3230</b>	<b>30.95</b>	L
RM 450Z	2007-15	<b>UF2490</b>	<b>30.95</b>	L
RM 465	1981-83	<b>UF2434</b>	<b>22.95</b>	L
RM 500	1984-85	<b>UF2434</b>	<b>22.95</b>	L
DR 650	1996-12	<b>UF2488</b>	<b>28.95</b>	L

MODEL	YEAR	FACTORY REPLACEMENT AIR FILTERS		
<b>YAMAHA</b>				
PW50	1981-15	<b>234234</b>	<b>9.95</b>	L
TTR 50	2006-09	<b>UF3257</b>	<b>9.95</b>	L
YZ 80	1984-86	<b>UF2272</b>	<b>26.95</b>	L
YZ 80	1987-92	<b>UF2298</b>	<b>30.95</b>	L
YZ 80	1993-01	<b>UF3229</b>	<b>28.95</b>	L
YZ 85	2002-14	<b>UF3243</b>	<b>26.95</b>	L
TT-R 90	2000-07	<b>UF3250</b>	<b>16.95</b>	L
TT-R 90 Hi-Flow	2000-07	<b>234226</b>	<b>23.95</b>	L
YZ 100	1982-83	<b>UF2260</b>	<b>28.95</b>	L
YZ 125	1980-81	<b>UF2247</b>	<b>28.95</b>	L
YZ 125	1982	<b>UF2260</b>	<b>28.95</b>	L
YZ 125	1983	<b>UF2263</b>	<b>28.95</b>	L
YZ 125	1984-85	<b>UF2270</b>	<b>28.95</b>	L
YZ 125	1986	<b>UF2287</b>	<b>28.95</b>	L
YZ 125	1987-88	<b>UF2294</b>	<b>28.95</b>	L
YZ 125	1989-92	<b>UF3226</b>	<b>30.95</b>	L
YZ 125	1993-16	<b>UF3230</b>	<b>30.95</b>	L
TTR 125	2000-16	<b>UF3242</b>	<b>23.95</b>	L
IT 175	1980-81	<b>UF2247</b>	<b>28.95</b>	L
IT 175	1982-83	<b>UF2260</b>	<b>28.95</b>	L
IT 200	1984-86	<b>UF2281</b>	<b>26.95</b>	L
WR 200	1991-93	<b>UF3228</b>	<b>26.95</b>	L
TW200	1990-16	<b>UF3219</b>	<b>16.95</b>	L
XT 225	1992-07	<b>UF3237</b>	<b>14.95</b>	L
TTR 225	1999-04	<b>UF3237</b>	<b>14.95</b>	L
TTR 230	2005-16	<b>UF3254</b>	<b>26.95</b>	L
YZ 250	1980-82	<b>UF2245</b>	<b>28.95</b>	L
YZ 250	1983	<b>UF2263</b>	<b>28.95</b>	L
YZ 250	1984-87	<b>UF2294</b>	<b>28.95</b>	L
YZ 250	1988	<b>UF2299</b>	<b>30.95</b>	L
YZ 250	1989-92	<b>UF3226</b>	<b>30.95</b>	L
YZ 250	1993-16	<b>UF3230</b>	<b>30.95</b>	L
YZ 250 F	2001-13	<b>UF3230</b>	<b>30.95</b>	L
YZ 250 F	2014-16	<b>UF3263</b>	<b>31.95</b>	L
IT 250	1981-82	<b>UF2245</b>	<b>28.95</b>	L
IT 250	1983-85	<b>UF2268</b>	<b>28.95</b>	L
TTR 250	1999-06	<b>UF3238</b>	<b>34.95</b>	L
WR 250	1989-97	<b>UF3226</b>	<b>30.95</b>	L
WR 250 F	2001-02	<b>UF3230</b>	<b>30.95</b>	L
WR 250 F	2003-13	<b>UF3251</b>	<b>30.95</b>	L
WR 250X & R	2008-15	<b>UF3238</b>	<b>34.95</b>	L
TT 350	1986-87	<b>UF3231</b>	<b>26.95</b>	L
TT 350	1992-94	<b>UF3238</b>	<b>34.95</b>	L
XT 350	1985-00	<b>UF2286</b>	<b>16.95</b>	L
WR 400	1998-01	<b>UF3230</b>	<b>30.95</b>	L
WR 426	2001-03	<b>UF3230</b>	<b>30.95</b>	L
YZ 400/426	1998-02	<b>UF3230</b>	<b>30.95</b>	L
YZ 450 F	2003-09	<b>UF3230</b>	<b>30.95</b>	L
YZ 450 F	2010-13	<b>UF3260</b>	<b>22.95</b>	L
YZ 450 F	2014-16	<b>UF3263</b>	<b>31.95</b>	L
IT 425	1981-82	<b>UF2245</b>	<b>28.95</b>	L
WR 450 F	2003-16	<b>UF3251</b>	<b>30.95</b>	L
IT 465	1981-82	<b>UF2245</b>	<b>28.95</b>	L
YZ 465	1980-82	<b>UF2245</b>	<b>28.95</b>	L
YZ 490	1980-82	<b>UF2245</b>	<b>28.95</b>	L
IT 490	1983-85	<b>UF2268</b>	<b>28.95</b>	L
YZ 490	1983	<b>UF2263</b>	<b>28.95</b>	L
YZ 490	1984, 85	<b>UF2294</b>	<b>28.95</b>	L
YZ 490	1986	<b>UF2287</b>	<b>28.95</b>	L
YZ 490	1987-91	<b>UF2294</b>	<b>28.95</b>	L
WR 500	1990-93	<b>UF3226</b>	<b>30.95</b>	L
TT 600	1983-86	<b>UF2269</b>	<b>26.95</b>	L
XT 600	1984-89	<b>UF2285</b>	<b>20.95</b>	L



## UNIVERSAL AIR FILTERS CLAMP ON POD STYLE

### UNI "SOCK" FILTER... STRAIGHT / GREEN / NO FLANGE

FLANGE TYPE	DIMENSIONS	MOUNT STYLE	SOCK FILTER		
No Flange	I.D. 3/4" - O.D. 2" - LG. 4"	Clamp-On	234128	9.95	L
No Flange	I.D. 1 1/2" - O.D. 2 3/4" - LG. 4"	Clamp-On	234129	13.95	L
No Flange	I.D. 1 3/4" - O.D. 2 3/4" - LG. 4"	Clamp-On	234130	13.95	L
No Flange	I.D. 2 1/4" - O.D. 3 1/4" - LG. 4"	Clamp-On	234131	13.95	L
No Flange	I.D. 1 1/2" - O.D. 2 3/4" - LG. 6"	Clamp-On	234135	14.95	L
No Flange	I.D. 1 3/4" - O.D. 2 3/4" - LG. 6"	Clamp-On	234132	14.95	L
No Flange	I.D. 2" - O.D. 3 1/4" - LG. 6"	Clamp-On	234133	14.95	L
No Flange	I.D. 2 1/4" - O.D. 3 1/4" - LG. 6"	Clamp-On	234134	14.95	L
No Flange	I.D. 1 3/4" - O.D. 2 3/4" - LG. 8"	Clamp-On	234136	14.95	L
No Flange	I.D. 2" - O.D. 3 1/4" - LG. 8"	Clamp-On	234137	14.95	L

### UNI "POD" FILTER... STRAIGHT / BLACK / URETHANE FLANGE

FLANGE TYPE	DIMENSIONS	MOUNT STYLE	SOCK FILTER		
Single Stage	I.D. 1" - O.D. 2 3/4" - LG. 3"	Clamp-On	234138	17.95	L
Single Stage	I.D. 1 1/4" - O.D. 2 3/4" - LG. 3"	Clamp-On	234139	17.95	L
Single Stage	I.D. 1 1/2" - O.D. 2 3/4" - LG. 4"	Clamp-On	234140	17.95	L
Single Stage	I.D. 1 3/4" - O.D. 2 3/4" - LG. 4"	Clamp-On	234141	17.95	L
Single Stage	I.D. 2" - O.D. 3" - LG. 4"	Clamp-On	234142	17.95	L
Single Stage	I.D. 2 1/4" - O.D. 3" - LG. 4"	Clamp-On	234143	17.95	L
Single Stage	I.D. 2 1/2" - O.D. 3" - LG. 4"	Clamp-On	234144	17.95	L
Single Stage	I.D. 2 3/4" - O.D. 3 3/4" - LG. 4"	Clamp-On	234145	18.95	L
Single Stage	I.D. 3" - O.D. 3 3/4" - LG. 4"	Clamp-On	234146	18.95	L
Single Stage	I.D. 1 1/2" - O.D. 2 3/4" - LG. 5"	Clamp-On	234147	19.95	L
Single Stage	I.D. 1 3/4" - O.D. 2 3/4" - LG. 5"	Clamp-On	234148	19.95	L
Single Stage	I.D. 2" - O.D. 3" - LG. 5"	Clamp-On	234149	19.95	L
Single Stage	I.D. 2 1/4" - O.D. 3" - LG. 5"	Clamp-On	234150	19.95	L
Single Stage	I.D. 2 1/2" - O.D. 3" - LG. 5"	Clamp-On	234151	19.95	L
Single Stage	I.D. 2 3/4" - O.D. 3 3/4" - LG. 5"	Clamp-On	234152	19.95	L
Single Stage	I.D. 1 1/2" - O.D. 2 3/4" - LG. 6"	Clamp-On	234153	19.95	L
Single Stage	I.D. 1 3/4" - O.D. 2 3/4" - LG. 6"	Clamp-On	234154	19.95	L
Single Stage	I.D. 2" - O.D. 3" - LG. 6"	Clamp-On	234155	19.95	L
Single Stage	I.D. 2 1/4" - O.D. 3" - LG. 6"	Clamp-On	234156	19.95	L
Single Stage	I.D. 2 1/2" - O.D. 3" - LG. 6"	Clamp-On	234157	19.95	L
Single Stage	I.D. 2 3/4" - O.D. 3 3/4" - LG. 6"	Clamp-On	234158	20.95	L
Single Stage	I.D. 3" - O.D. 3 3/4" - LG. 6"	Clamp-On	234159	20.95	L

### DUAL LAYER "POD" FILTER STRAIGHT / BLACK INNER / RED OUTER URETHANE FLANGE

FLANGE TYPE	DIMENSIONS	MOUNT STYLE	SOCK FILTER		
Dual Layer	I.D. 1" - O.D. 3 1/2" - LG. 3"	Clamp-On	234160	19.95	L
Dual Layer	I.D. 1 1/4" - O.D. 3 1/2" - LG. 3"	Clamp-On	234161	19.95	L
Dual Layer	I.D. 1 1/2" - O.D. 3 1/2" - LG. 4"	Clamp-On	234162	19.95	L
Dual Layer	I.D. 1 3/4" - O.D. 3 1/2" - LG. 4"	Clamp-On	234163	19.95	L
Dual Layer	I.D. 2" - O.D. 3 1/2" - LG. 4"	Clamp-On	234164	19.95	L
Dual Layer	I.D. 2 1/4" - O.D. 4" - LG. 4"	Clamp-On	234165	19.95	L
Dual Layer	I.D. 2 1/2" - O.D. 4" - LG. 4"	Clamp-On	234166	19.95	L
Dual Layer	I.D. 2 3/4" - O.D. 4 1/2" - LG. 4"	Clamp-On	234167	20.95	L
Dual Layer	I.D. 3" - O.D. 4 1/2" - LG. 4"	Clamp-On	234168	20.95	L
Dual Layer	I.D. 1 1/2" - O.D. 3 1/2" - LG. 6"	Clamp-On	234169	21.95	L
Dual Layer	I.D. 1 3/4" - O.D. 3 1/2" - LG. 6"	Clamp-On	234170	21.95	L
Dual Layer	I.D. 2" - O.D. 3 1/2" - LG. 6"	Clamp-On	234171	21.95	L
Dual Layer	I.D. 2 1/4" - O.D. 4" - LG. 6"	Clamp-On	234172	21.95	L
Dual Layer	I.D. 2 1/2" - O.D. 4" - LG. 6"	Clamp-On	234173	21.95	L
Dual Layer	I.D. 2 3/4" - O.D. 4 1/2" - LG. 6"	Clamp-On	234174	22.95	L
Dual Layer	I.D. 3" - O.D. 4 1/2" - LG. 6"	Clamp-On	234175	22.95	L
Dual Layer	I.D. 3" - O.D. 5" - LG. 6"	Clamp-On	234176	38.95	L
Dual Layer	I.D. 3 1/2" - O.D. 5" - LG. 6"	Clamp-On	234177	38.95	L
Dual Layer	I.D. 4" - O.D. 5 1/2" - LG. 6"	Clamp-On	234178	38.95	L
Dual Layer	I.D. 3" - O.D. 5" - LG. 8"	Clamp-On	234179	40.95	L
Dual Layer	I.D. 3 1/2" - O.D. 5" - LG. 8"	Clamp-On	234180	40.95	L
Dual Layer	I.D. 4" - O.D. 5 1/2" - LG. 8"	Clamp-On	234181	40.95	L



- accessories
- body
- handlebar & grips
- cables & levers
- exhaust
- engine
- fuel & intake**
- electrical & ignition
- clutch
- drive
- bearings
- brakes
- steering & suspension
- tires
- tools & shop

## UNIVERSAL AIR FILTERS CLAMP ON POD STYLE

**DUAL LAYER "POD" FILTER ANGLE 15 DEG. / BLACK INNER / RED OUTER / URETHANE FLANGE**

FLANGE TYPE	DIMENSIONS	MOUNT STYLE	POD FILTER		
Dual Angled	I.D. 1" - O.D. 3 1/2" - LG. 3"	Clamp-On	234182	19.95	L
Dual Angled	I.D. 1 1/4" - O.D. 3 1/2" - LG. 3"	Clamp-On	234183	19.95	L
Dual Angled	I.D. 1 1/2" - O.D. 3 1/2" - LG. 4"	Clamp-On	234184	19.95	L
Dual Angled	I.D. 1 3/4" - O.D. 3 1/2" - LG. 4"	Clamp-On	234185	19.95	L
Dual Angled	I.D. 2" - O.D. 3 1/2" - LG. 4"	Clamp-On	234186	19.95	L
Dual Angled	I.D. 2 1/4" - O.D. 4" - LG. 4"	Clamp-On	234187	19.95	L
Dual Angled	I.D. 2 1/2" - O.D. 4" - LG. 4"	Clamp-On	234188	19.95	L
Dual Angled	I.D. 2 3/4" - O.D. 4 1/2" - LG. 4"	Clamp-On	234189	20.95	L
Dual Angled	I.D. 3" - O.D. 4 1/2" - LG. 4"	Clamp-On	234190	20.95	L
Dual Angled	I.D. 1 1/2" - O.D. 3 1/2" - LG. 6"	Clamp-On	234191	21.95	L
Dual Angled	I.D. 1 3/4" - O.D. 3 1/2" - LG. 6"	Clamp-On	234192	21.95	L
Dual Angled	I.D. 2" - O.D. 3 1/2" - LG. 6"	Clamp-On	234240	20.95	L
Dual Angled	I.D. 2 1/4" - O.D. 4" - LG. 6"	Clamp-On	234241	20.95	L
Dual Angled	I.D. 2 1/2" - O.D. 4" - LG. 6"	Clamp-On	234242	28.95	L
Dual Angled	I.D. 2 3/4" - O.D. 4 1/2" - LG. 6"	Clamp-On	234195	22.95	L
Dual Angled	I.D. 3" - O.D. 4 1/2" - LG. 6"	Clamp-On	234196	22.95	L

### POD KITS

Pod Kit (2)	I.D. 1 1/2" - O.D. 3" - LG. 3"	Clamp-On	234202	39.95	L
Pod Kit (2)	I.D. 1 3/4" - O.D. 3" - LG. 3"	Clamp-On	234203	39.95	L
Pod Kit (2)	I.D. 2" - O.D. 3" - LG. 3"	Clamp-On	234204	39.95	L
Pod Kit (2)	I.D. 2 1/4" - O.D. 3" - LG. 3"	Clamp-On	234205	39.95	L

### UNI AIR FILTER - FOAM SHEETS

Green/Fine	12" x 16" x 5/8" 65 PPI	Foam Sheets	234197	15.95	L
Black/Coarse	12" x 24" x 3/8" 30 PPI	Foam Sheets	234198	15.95	L
Black/Coarse	8" x 10" x 2" 30 PPI	Foam Sheets	234199	15.95	L
Black/Fine	12" x 16" x 3/8" 60 PPI	Foam Sheets	234200	15.95	L
Red/Coarse	12" x 16" x 3/8" 40 PPI	Foam Sheets	234201	15.95	L

### UNI filter BREATHERS

Clamp-On	5/16"	Breather	234206	15.95	L
Clamp-On	3/8"	Breather	234207	15.95	L
Clamp-On	1/2"	Breather	234208	15.95	L
Clamp-On	5/8"	Breather	234209	15.95	L
Clamp-On	1"	Breather	234210	15.95	L

### Push-In Type

Push-In	5/16"	Breather	234211	15.95	L
Push-In	3/8"	Breather	234212	15.95	L
Push-In	1/2"	Breather	234213	15.95	L
Push-In	5/8"	Breather	234214	15.95	L
Push-In	Dual 1/4" Inlet	Breather	234215	15.95	L

### AIR BOX FILTERED AIR VENTS

6 per pkg.	Air Box Filtered Air Vents	Air Vents	UFV6	12.95	L
------------	----------------------------	-----------	------	-------	---

### PLASTIC NUMBER PLATES

3 per pkg.	7" x 10"	Number Plate	234233	12.95	L
3 per pkg.	10" x 12"	Number Plate	234243	16.95	L

### UNI FOAM FILTER OIL & FILTER CLEANER

Aero	5.5 oz.	Filter Oil	UFF100	9.95	L
Liquid	16 oz.	Filter Oil	UFF16	9.95	L
Aero	14.5 oz.	Filter Cleaner	UFC300	11.95	L
Aero	5.5 oz. & 14.5 oz.	Filter Cleaner	UFM400	19.95	L

### Filter Wraps

for K&N	Fits over 3" O.D. x 2 1/2" Ht.	Filter Wrap	234244	21.95	L
for K&N	Fits over 3" O.D. x 4" Ht.	Filter Wrap	234245	21.95	L
for K&N	Fits over 3" O.D. x 5" Ht.	Filter Wrap	234246	22.95	L
for K&N	Fits over 3" O.D. x 6" Ht.	Filter Wrap	234247	16.95	L
for K&N	Fits over 3 1/2" O.D. x 4" Ht.	Filter Wrap	234248	11.95	L
for K&N	Fits over 3 1/2" O.D. x 5" Ht.	Filter Wrap	234249	11.95	L
for K&N	Fits over 3 1/2" O.D. x 6" Ht.	Filter Wrap	234250	11.95	L
for K&N	Fits over 3 3/4" O.D. x 7" Ht.	Filter Wrap	234251	11.95	L
for K&N	Fits over 4 1/8" O.D. x 5 3/4" Ht.	Filter Wrap	234252	11.95	L
for K&N	Fits over 4 1/2" O.D. x 3 1/2" Ht.	Filter Wrap	234253	11.95	L
for K&N	Fits over 4 1/2" O.D. x 4" Ht.	Filter Wrap	234254	11.95	L
for K&N	Fits over 4 1/2" O.D. x 5" Ht.	Filter Wrap	234255	11.95	L
for K&N	Fits over 4 5/8" - 6" x 6", K & N #RE-0930	Filter Wrap	234256	TBA	



## TWIN AIR DIRT BIKE FILTERS

Twin Air filters are designed to increase air volume around the filter to improve airflow into the intake. More air means more power for your engine. Flow bench tests have proven that Twin Air filters provide increased airflow while reducing the filters tendency to clog. You won't have to worry about your filter falling apart, because all Twin Air filters are constructed using an exclusively formulated adhesive that is unaffected by repeated cleanings. Twin Air filters are the choice of champions because they provide more power and longer life for every high performance engine.



**\*See last pages of this application for pricing\***



APPLICATION	YEAR	STANDARD FILTER	PRE-OILED FILTER	POWERFLOW KIT	BACKFIRE / REPL. FILTER	DUST COVER	AIR BOX COVER	OIL FILTER
<b>APRILIA</b>								
SXV/RXV 450/550	04-11	630590	----	630589	630590	----	----	----
MXV 450/550	08-11	630592	----	630591	630592	----	----	----
<b>ATK</b>								
2-Stroke	All	630647	----	----	----	----	----	----
4-Stroke	All	630647	----	----	----	----	----	----
<b>BETA</b>								
Trial EVO 2-strk 80/125/200/250/290	09-15	630618	----	----	----	----	----	----
Trial EVO 4-strk 250/300	09-15	630618	----	----	----	----	----	----
Trial 260	89-93	630619	----	----	----	----	----	----
Trial 260	94-99	630620	----	----	----	----	----	----
Trial 260	00-04	630621	----	----	----	----	----	----
BETA REV 3	02-08	630623	----	----	----	----	----	----
BETA REV 50/80	02-07	631576	----	----	----	----	----	----
Enduro 250/450	05-08	630615	----	----	----	----	630891	----
Enduro 4-str Enduro 250-525	05-12	630615	----	----	----	----	630891	----
Enduro RR 2strk 250/300	13-15	631575	----	----	----	----	630891	----
End. RR 4strk 350/ 390/ 400/ 430/ 450/ 480/ 525	13-15	631575	----	----	----	----	630891	----
RS 4 stroke 390/430/500	15	631575	----	----	----	----	630891	----
Trial REV 4 250cc- 4Str	07-08	631577	----	----	----	----	----	----
<b>BMW</b>								
G-450 X Enduro	08-11	630701	----	----	----	----	----	----
<b>BULTACO</b>								
Frontere	thru 79	630529	----	----	----	----	----	----
Pursang	thru 79	630529	----	----	----	----	----	----
Sherco	99-04	630527	----	----	----	----	----	----
Sherpa	thru 82	630638	----	----	----	----	----	----
<b>CAGIVA</b>								
125 WMX	88-89	630579	----	----	----	----	----	----
250 WMX	88-89	630579	----	----	----	----	----	----
<b>CAN AM</b>								
350 Trials	85	630622	----	----	----	----	----	----
MX	85	630649	----	----	----	----	----	----
MX	86-88	630648	----	----	----	----	----	----
<b>CANNONDALE</b>								
E/C/S/X440 MX	02-03	630713	----	----	630712	----	----	----
<b>COBRA</b>								
CX65	04-13	631582	----	----	----	----	----	----
<b>CCM-ARMSTRONG</b>								
C-25	95-01	630651	----	----	----	----	----	----
604 Sport	95-01	630651	----	----	----	----	----	----
MX	81-84	630648	----	----	----	----	----	----
MX	85	630649	----	----	----	----	----	----
MX	86-88	630648	----	----	----	----	----	----
MX	89-94	630650	----	----	----	----	----	----

- accessories
- body
- handlebar & grips
- cables & levers
- exhaust
- engine
- fuel & intake**
- electrical & ignition
- clutch
- drive
- bearings
- brakes
- steering & suspension
- tires
- tools & shop

## TWIN AIR DIRT BIKE FILTERS CONTINUED

APPLICATION	YEAR	STANDARD FILTER	PRE-OILED FILTER	POWERFLOW KIT	BACKFIRE / REPL. FILTER	DUST COVER	AIR BOX COVER	OIL FILTER
<b>CZ</b>								
125	65-89	630665	----	----	----	----	----	----
125 LC	92-96	630666	----	----	----	----	----	----
250	65-89	630665	----	----	----	----	----	----
500	65-89	630666	----	----	----	----	----	----
<b>FANTIC</b>								
125 Trials	95-97	630613	----	----	----	----	----	----
249 Trials	95-97	630613	----	----	----	----	----	----
301 Trials	ALL	630611	----	----	----	----	----	----
303 Trials	ALL	630612	----	----	----	----	----	----
305 Trials	ALL	630614	----	----	----	----	----	----
307 Trials	ALL	630614	----	----	----	----	----	----
<b>GAS GAS</b>								
MX 65	06-11	630630	----	630629	630628	----	----	----
MX 80	ALL	630643	----	----	----	----	----	----
125 MX/Enduro	ALL	630643	----	----	----	----	----	----
125 Trials	94-95	630639	----	----	----	----	----	----
125 Trials	96	630640	----	----	----	----	----	----
125 Trials	97-99	630642	----	----	----	----	----	----
125 Trials	00-04	630645	----	----	----	----	----	----
125 Enduro/Halley/SM	08-15	630631	----	630625	631598	----	630893	----
125 Halley 4-Strk	08-15	630632	----	----	----	----	----	----
125 Trials	08-10	630641	----	----	----	----	630890	----
160 Trials	94-95	630639	----	----	----	----	----	----
200 Trials	94-99	630642	----	----	----	----	----	----
200 Trials	00-06	630645	----	----	----	----	----	----
200/250 MX/end.	thru 06	630643	----	----	----	----	----	----
250 Trials	94-95	630639	----	----	----	----	----	----
250 Trials	96	630640	----	----	----	----	----	----
250 Trials	02-10	630641	----	----	----	----	----	----
EC 2-Stroke 200/250/300 Enduro	07-15	630631	----	630625	631598	----	630893	----
270 Trials	97-99	630642	----	----	----	----	----	----
280 Trials	00-01	630645	----	----	----	----	----	----
280/300Trials	02-15	630641	----	----	----	----	630890	----
300 MX/Enduro	thru 06	630643	----	----	----	----	630868	----
320 Trials	97-99	630642	----	----	----	----	----	----
321 Trials	00-06	630645	----	----	----	----	----	----
325 Trials	94-95	630639	----	----	----	----	----	----
370 Trials	96	630640	----	----	----	----	----	----
450	03-06	630643	----	----	----	----	630868	630001
450/515 4-Strk Enduro/Halley/SM	07-15	630632	----	630626	630627	----	630893	----
<b>HONDA</b>								
CR 50	All	630026	----	----	----	----	----	----
CRM50	All	630031	----	----	----	----	----	----
QR50	All	630032	----	----	----	----	----	----
CR 60	All	630026	----	----	----	----	----	----
XR/CRF50/70 Clamp-On Std. carb	00-15	630094	----	----	----	----	----	----
XR/CRF50/70 Clamp-On .40mm	00-15	630093	----	----	----	----	----	----
XR/CRF50	00-15	630095	----	----	----	----	----	----
XR/CRF70	97-15	630095	----	----	----	----	----	----
CR80	82	630025	----	----	----	----	----	----
CR80	84-85	630027	----	----	----	----	----	----
CR80/Expert	86-02	630028	630030	----	----	630029	630854	----
CR85	03-10	630028	630030	----	----	630029	630854	----
CRE80	All	630028	630030	----	----	630029	----	----
XR/CRF 80/100	98-15	630096	----	----	----	----	----	----
CRF110	13-15	631610	----	----	----	----	----	----
CR125	74	630033	----	----	----	----	----	----
CR125	79-81	630035	----	----	----	----	----	----
CR125	82-85	630036	----	----	----	630045	----	----
CR125	86	630037	----	----	----	630045	----	----
CR125	87-88	630038	----	----	----	630045	----	----



## TWIN AIR DIRT BIKE FILTERS CONTINUED

APPLICATION	YEAR	STANDARD FILTER	PRE-OILED FILTER	POWERFLOW KIT	BACKFIRE / REPL. FILTER	DUST COVER	AIR BOX COVER	OIL FILTER
<b>HONDA CONTINUED</b>								
CR125	89-99	630044	630046	----	----	630051	630868	----
CR125	00-01	630047	630048	----	----	630051	630868	----
CR125	02-07	630050	630052	630042	630041	630051	630868	----
CRE125	All	630044	630046	----	----	630051	630868	----
CRF125F/Big Wheel	14-15	631630	----	----	----	----	----	----
CRF150F	03-15	630063	----	----	630064	----	630889	----
CRF150R Mini Racer	07-15	630074	630076	630078	631592	630075	630856	630003
PowerFlow kit with Inner Ring		----	630080	630078	630079	----	----	----
XR200	84-85	630097	----	----	----	----	----	630001
XR200R	81-83	630099	----	----	----	----	----	630001
XR200R	84-02	630098	----	----	----	----	----	630001
CRF230F	03-15	630063	----	----	----	----	630889	----
CR250	74	630034	----	----	----	----	----	----
CR250	79-81	630043	----	----	----	----	----	----
CR250	82-85	630036	----	----	----	630045	----	----
CR250	86	630037	----	----	----	630045	----	----
CR250	87	630038	----	----	----	630045	----	----
CR250	88-99	630044	630046	----	----	630045	630868	----
CR250	00-01	630047	630048	----	----	630051	630868	----
CR250	02-07	630050	630052	630042	630041	630051	630868	----
CRF250R	04-05	630056	630059	630061	630060	630057	630865	630003
PowerFlow kit with Inner Ring		----	630068	630066	630065	----	----	----
CRF250R	06-09	630056	630059	630061	630060	630057	630865	630003
PowerFlow kit with Inner Ring		----	630073	630071	630070	----	----	----
CRF 250X	04-14	630056	630059	630061	630060	630057	630865	630003
PowerFlow kit with Inner Ring		----	630068	630069	630065	----	----	----
CRF250R	10-13	630081	630086	----	630083	630082	630895	630003
Pre-oiled Backfire Filter		----	630089	630087	630088	----	----	----
CRF250R	14-15	631568	631583	----	----	631601	631604	630003
Pre-oiled Backfire Filter		----	631584	631587	631593	----	----	----
CRM250	89-93	630111	----	----	----	----	----	----
CRM250	94-01	631569	----	----	----	----	----	----
CRM250AR	97-	631569	----	----	----	----	----	----
Super XR250	97-04	630111	----	630112*	630113	630114	630855	630001
XL250S	78-81	630091	----	----	----	----	----	----
XL250R	84-87	630092	----	----	----	----	----	630001
XR250 Baja	All	630111	----	630112*	630113	630114	630855	630001
XR250	83-86	630097	----	----	----	----	----	630001
XR250R	87-06	630111	----	630112*	630113	630114	630855	630001
CRE260	All	630044	630046	----	----	630045	----	----
XL350	All	630108	----	----	----	----	----	630001
XR350	83-88	630100	----	----	----	----	----	630001
XR400	96-06	630111	----	630112*	630113	630114	630855	630001
CRF450R	02	630053	----	----	630055	630054	630866	630003
CRF450R	03-08	630056	630059	630061	630060	630057	630865	630003
Pre-oiled Backfire Filter		----	630062	630061	----	----	----	----
CRF450R	09-12	630081	630086	----	630083	630082	630895	630003
Pre-oiled Backfire Filter		----	630089	630087	630088	----	----	----
CRF450R	13-15	631568	631583	----	----	631601	631604	630003
Pre-oiled Backfire Filter		----	631584	631587	631593	----	----	----
CRF450X	05-14	630056	630059	630061	630060	630057	630865	630003
PowerFlow kit with Inner Ring		----	630068	630069	630065	----	----	----
CR500	82-85	630036	----	----	----	630045	----	----
CR500	86	630037	----	----	----	630045	----	----
CR500	87-88	630038	----	----	----	630045	----	----
CR500	89-99	630044	630046	----	----	630045	630868	----
CR500	00-01	630047	630048	----	----	630051	630868	----
XL500	82-83	630109	----	----	----	----	----	630001
XR500	80	630101	----	----	----	----	----	----
XR500	81-82	630102	----	----	----	----	----	630001
XR500 *50mm ID clamp on	81-82	630103	----	----	----	----	----	630001
XR500	83-85	630104	----	----	----	----	----	630001

- accessories
- body
- handlebar & grips
- cables & levers
- exhaust
- engine
- fuel & intake**
- electrical & ignition
- clutch
- drive
- bearings
- brakes
- steering & suspension
- tires
- tools & shop

## TWIN AIR DIRT BIKE FILTERS CONTINUED

APPLICATION	YEAR	STANDARD FILTER	PRE-OILED FILTER	POWERFLOW KIT	BACKFIRE / REPL. FILTER	DUST COVER	AIR BOX COVER	OIL FILTER
<b>HONDA CONTINUED</b>								
600 Dominator	All	630090	----	----	----	----	----	----
600 Trans Alp	All	630115	----	----	----	----	----	----
XL600	83-87	630110	----	----	----	----	----	630001
XR600	87-02	630111	----	630112*	630113	630114	630855	630001
XR650L	93-15	630112*	----	630112*	630113	630114	630855	630001
XR650R	00-07	630105**	----	630112*	631594	----	----	630001
<b>HUSABERG</b>								
Side Filter	89-99	630660	----	----	----	----	----	----
Top Filter	94-99	630661	----	----	----	----	----	----
Top & Side	89-99	630662	----	----	----	----	----	----
FC (stock)	97-99	630663	----	----	----	----	----	630013
FC (GP)	97-99	630664	----	----	----	----	----	630013
Husaberg	00-03	630658	----	----	----	----	----	630013
125/250/300 TE 2-Stroke	11-12	630481	630482	630504	630505	630476	630892	----
125/250/300 TE 2-Stroke	13	630485	630486	630494	630493	630487	630896	----
390 FE	12	630659	----	630657	630656	631603	----	630013
450/570 FE/FEE/FC/FS	08	630658	----	----	----	----	----	630013
450/570 FE	09-12	630659	----	630657	630656	631603	----	630013
250/350/450/501 FE	13	630485	630486	630490	630491	630487	630896	----
		----	630500	----	----	----	----	----
<b>HUSQVARNA</b>								
Husky 50	98	631608	----	----	----	----	----	----
Husky 50	99-11	630669	----	----	----	----	----	----
CR 65	12-13	631609	----	----	----	----	----	----
TC 85	14-15	630485	630486	630494	630493	630487	630896	----
CR/WR 125	92-13	630580	----	----	----	630581	630881	----
TE/TC 125	14-15	630485	630486	630494	630493	630487	630896	----
CR/WR 250	92-13	630580	----	----	----	630581	630881	----
TC/TE/TXC 250 4-stroke	02-13	630580	----	----	----	630581	630881	630012
TE/TC 250	14-15	630485	630486	630494	630493	630487	630896	----
FE/FC 250	14-15	630485	630486	630490	630491	630487	630896	----
Pre-oiled Backfire Filter		----	630492	----	----	----	----	----
WR 300	09-13	630580	----	----	----	630581	630881	----
TE 300	14-15	630485	630486	630494	630493	630487	630896	----
TE 310	09-13	630580	----	----	----	630581	630881	630003
TXC 310	11-13	630580	----	----	----	630581	630881	630003
FE/FC 350	14-15	630485	630486	630490	630491	630487	630896	----
Pre-oiled Backfire Filter		----	630492	----	----	----	----	----
CR/WR360	92-03	630580	----	----	----	630581	630881	----
TE/WRE410	97-03	630593	----	----	----	----	----	630012
TE/TC/TXC/SM 450	02-13	630580	----	----	----	630581	630881	630012
FE/FC 450	14-15	630485	630486	630490	630491	630487	630896	----
Pre-oiled Backfire Filter		----	630492	----	----	----	----	----
2-Stroke	79-82	630519	----	----	----	----	----	----
2-Stroke	83-84	630521	----	----	----	----	----	----
2-Stroke	85-89	630522	----	----	----	----	----	----
4-Stroke	84	630523	----	----	----	----	----	630012
4-Stroke	86-88	630524	----	----	----	----	----	630012
4-Stroke	89-91	630522	----	----	----	----	----	630012
4-Stroke	92-99	630525	----	----	----	----	630882	630012
TC/TXC 449	12-13	631606	----	----	----	----	----	630003
FE 501	14-15	630485	630486	630490	630491	630487	630896	----
Pre-oiled Backfire Filter		----	630492	----	----	----	----	----
TE 510	03-10	630580	----	----	631597	630581	630881	630012
TE/TXC 511	12-13	631606	----	----	----	----	----	----
TE/WRE610	97-03	630593	----	----	----	----	----	630012
TE/SM 610	06-09	630526	----	----	----	----	----	630012
TE-SM 610	10-11	630526	----	----	----	----	----	630012
TC/TE/SM 570/600/630	All	630526	----	----	----	----	----	630012

## TWIN AIR DIRT BIKE FILTERS CONTINUED

APPLICATION	YEAR	STANDARD FILTER	PRE-OILED FILTER	POWERFLOW KIT	BACKFIRE / REPL. FILTER	DUST COVER	AIR BOX COVER	OIL FILTER
<b>KAWASAKI</b>								
KDX 50	05-06	630219	----	----	----	----	----	----
KX60	86-03	630150	----	----	----	630371	630858	----
KX65	00-15	630158	630160	----	----	630159	630859	----
KX80	82	630151	----	----	----	----	----	----
KX80	83-84	630152	----	----	----	----	----	----
KX80	85	630153	----	----	----	----	----	----
KX80	86-90	630154	----	----	----	----	----	----
KX80	91-00	630155	630157	----	----	630156	630859	----
KX85	01-15	630155	630157	----	----	630156	630859	----
KX100	95-15	630155	630157	----	----	630156	630859	----
KLX110	02-15	630193	----	----	----	----	----	630001
KLX110 Clamp on	02-15	630192	----	----	----	----	----	630001
KDX125SR	89-00	630197	----	----	----	----	----	----
KX125	82	630161	----	----	----	----	----	----
KX125	83	630191	----	----	----	----	----	----
KX125	84-85	630162	----	----	----	----	----	----
KX125	86	630163	----	----	----	----	----	----
KX125	87-89	630164	----	----	----	630165	----	----
KX125	90-91	630166	----	----	----	630167	630872	----
KX125	92-93	630168	----	----	----	630169	630873	----
KX125	94-96	630166	----	----	----	630167	630872	----
KX125	97-01	630170	----	----	----	630171	630872	----
KX125	02-05	630172	630174	----	----	630173	630872	----
KLX125/L	03-06	630195	----	----	----	----	----	630005
KLX140	08-15	630196	----	----	----	----	----	630001
KDX200	86-88	630198	----	----	----	----	----	----
KDX200	89-07	630200	----	----	----	----	630874	----
KDX200SR	89-02	630201	----	----	----	----	----	----
KMX200	All	630199	----	----	----	----	----	----
KDX220	97-05	630200	----	----	----	----	630874	----
KDX220SR	94-02	630201	----	----	----	----	----	----
KDX250	91-94	630202	----	----	----	----	----	----
KLR250	All	630211	----	----	----	----	----	----
KLX250	90-92	630164	----	----	----	630165	----	----
KLX250	93-96	630202	----	----	----	----	----	630004
KLX250R	06-07	630200	----	----	----	630165	----	630001
KLX250S	09-15	630164	----	----	----	630165	----	630001
KX250	84	630191	----	----	----	----	----	----
KX250	85-86	630162	----	----	----	----	----	----
KX250	87-89	630164	----	----	----	630165	----	----
KX250	90-91	630166	----	----	----	630167	630872	----
KX250	92-93	630168	----	----	----	630169	630873	----
KX250	94-96	630166	----	----	----	630167	630872	----
KX250	97-01	630170	----	----	----	630171	630872	----
KX250	02-07	630172	630174	----	----	630173	630872	----
KXF 250	04-05	630175	630178	630179	630176	630415	630886	630018
KXF 250	06-15	630180	630187	630181	630183	630182	630880	630018
Pre-oiled Backfire Filter		----	630184	----	----	----	----	----
KLX300R	97-10	630164	----	----	----	630165	----	630001
KLX400R	03-04	630194	----	----	----	----	----	630007
KXF450	06-15	630180	630187	630181	630183	630182	630880	630001
Pre-oiled Backfire Filter		----	630184	----	----	----	----	----
KLX450R	08-09	630188	630189	----	----	630190	630894	630001
KX500	83-84	630191	----	----	----	----	----	----
KX500	85-86	630162	----	----	----	----	----	----
KX500	87-03	630164	----	----	----	630165	----	----
KLR600	All	630212	----	----	----	----	----	----
KLR600	All	630213	----	----	----	----	----	----
KLR650	All	630214	----	----	----	----	----	630004
KLX650A/R	93-96	630164	----	----	----	630165	----	630004
KLX650c	93-96	630214	----	----	----	----	----	630004

- accessories
- body
- handlebar & grips
- cables & levers
- exhaust
- engine
- fuel & intake**
- electrical & ignition
- clutch
- drive
- bearings
- brakes
- steering & suspension
- tires
- tools & shop

## TWIN AIR DIRT BIKE FILTERS CONTINUED

APPLICATION	YEAR	STANDARD FILTER	PRE-OILED FILTER	POWERFLOW KIT	BACKFIRE / REPL. FILTER	DUST COVER	AIR BOX COVER	OIL FILTER
<b>KTM</b>								
50 PRO Jr AC	97-04	630458	----	----	----	----	----	----
50 PRO Sr LC	00-08	630460	----	----	----	----	----	----
50 Mini/Sr Adventure/SX Pro Sr LC	09-14	630462	----	----	----	----	----	----
50 - 28mm	00-10	630459	----	----	----	----	----	----
50 - 40mm	00-10	630461	----	----	----	----	----	----
65SX/XC	97-15	630511	630513	----	----	630512	630867	----
65SX/XC	09-15	----	630518	630516	630515	630517	----	----
80	All	630457	----	----	----	----	----	----
85	04	630467	630468	----	----	630471	630869	----
85 SX/XC	05-12	630470	630472	630497	630496	630471	630869	----
85 SX/XC	13-15	630485	630486	631590	631611	630487	630896	----
105 SX/XC	04-10	630470	630472	630497	630496	630471	630869	----
125 all	thru 81	630464	----	----	----	----	----	----
125 all	85	631572	----	----	----	----	----	----
125 all	86-97	630465	----	----	----	----	630871	----
125 all	98-03	630467	630468	630497	630496	630471	630869	----
125 EXE	00-03	630469	----	----	----	----	----	----
125 2-Stroke models	04-06	630470	630472	630497	630496	----	630869	----
125 EXC	08-09	630475	630478	630504	630505	630476	630892	----
125 EXC	10-11	630481	630482	630504	630505	630476	630892	----
125 EXC	12-15	630485	630486	630494	630493	630487	630896	----
125 SX	07-09	630475	630478	630504	630505	630476	630892	----
125 SX	10	630481	630482	630504	630505	630476	630892	----
125 SX	11-15	630485	630486	630494	630493	630487	630896	----
144 SX	07-09	630475	630478	630504	630499	630476	630892	----
144 SX	10	630481	630482	630504	630505	630476	630892	----
144 SX	11-15	630485	630486	630494	630493	630487	630896	----
150 SX	09	630475	630478	630504	630499	630476	630892	----
150 SX	10	630481	630482	630504	630505	630476	630892	----
150 SX/XC	11-15	630485	630486	630494	630493	630487	630896	----
200 all	98-03	630467	630468	----	----	630476	630869	----
200 2-Stroke Models	04-07	630470	630472	630497	630496	630476	630869	----
200 XC/XC-W	08-09	630475	630478	630504	630505	630476	630892	----
200 XC/XC-W	10	630481	630482	630504	630505	630476	630892	----
200 EXC/XC-W	12-15	630485	630486	630494	630493	630487	630896	----
250 all	71-75	630495	----	----	----	----	----	----
250 all	76-77	630507	----	----	----	----	----	----
250 all	78-81	630495	----	----	----	----	----	----
250 all	82-89	630465	----	----	----	----	630871	----
250 all	90-97	630466	----	----	----	----	630870	----
250 all	98-03	630467	630468	----	----	630471	630869	----
250 2 Stroke Models/except SX '07	04-07	630470	630472	630497	630496	630471	630869	630013/ 630014
250 4-Stroke Models/except SX '07	04-07	630470	630472	630498	630499	630471	630869	630013/ 630014
Pre-oiled Backfire Filter		----	630500	----	----	----	----	----
250 SXF	07-09	630475	630478	630501	630502	630476	630892	630020
Pre-oiled Backfire Filter		----	630503	----	----	----	----	----
250 SX	07-09	630475	630478	630504	630505	630476	630892	----
250 XC	08-09	630475	630478	630504	630505	630476	630892	----
250 SX/SXS-F, XC, XCF-W, EXC	10	630481	630482	630501	630502	630476	630892	630020
250 SX/XC/XC-W 2-strk	11-15	630485	630486	630494	630493	630487	630896	----
250 XC-F/XCF-W	08-09	630475	630478	630501	630502	630471	630892	630020
Pre-oiled Backfire Filter		----	630503	----	----	----	----	----
250 SX/SXS-F	11-12	630485	630486	630490	630491	630487	630896	630020
Pre-oiled Backfire Filter		----	630492	----	----	----	----	----
250 SX-F 4-strk	13-15	630485	630486	630490	630491	630487	630896	630019
Pre-oiled Backfire Filter		----	630492	----	----	----	----	----
250 EXC 2-strk	11	630481	630482	630504	630505	630476	630892	----
250 EXC-F 4strk	11	630481	630482	630501	630502	630476	630892	630020
Pre-oiled Backfire Filter		----	630503	----	----	----	----	----
250 EXC 2-strk	12-15	630485	630486	630494	630493	630487	630896	----

## TWIN AIR DIRT BIKE FILTERS CONTINUED

APPLICATION	YEAR	STANDARD FILTER	PRE-OILED FILTER	POWERFLOW KIT	BACKFIRE / REPL. FILTER	DUST COVER	AIR BOX COVER	OIL FILTER
<b>KTM CONTINUED</b>								
250 EXC-F 4strk	12-15	630485	630486	630490	630491	630487	630896	630020
Pre-oiled Backfire Filter		-----	630492					
250 XC-F/XCF-W	12-15	630485	630486	630490	630491	630487	630896	630020
Pre-oiled Backfire Filter		-----	630492	-----	-----	-----	-----	-----
250R Freeride	14-15	631612	-----	-----	-----	-----	-----	-----
300 All	90-97	630466	-----	-----	-----	-----	630870	-----
300 All	98-03	630467	630468	-----	-----	630471	630869	630013/ 630014
300 2-Stroke Models	04-07	630470	630472	630497	630496	630471	630869	-----
300 XC/XC-W	08-09	630475	630478	630504	630505	630476	630892	-----
300 EXC 2-stroke	11	630481	630482	630504	630505	630476	630892	-----
300 XC/XC-W	10	630481	630482	630504	630505	630476	630892	-----
300 XC/XC-W / EXC 2-stroke	11-15	630485	630486	630494	630493	630487	630896	-----
350	87-91	630465	-----	-----	-----	-----	630871	-----
350 LC-4	93-99	630510	-----	-----	-----	-----	630879	-----
350 SX-F/EXC-F/XC-F/XCF-W	11-15	630485	630486	630490	630491	630487	630896	630019
Pre-oiled Backfire Filter		-----	630492	-----	-----	-----	-----	-----
350 FreeRide Trial Bike	12-15	631573	-----	631589	631596	-----	-----	-----
360 All	95-97	630466	-----	-----	-----	-----	630870	-----
380 All	98-03	630467	630468	-----	-----	630471	630869	-----
400 LC-4	93-99	630510	-----	-----	-----	-----	630879	-----
400 LC-4	00	630467	630468	-----	-----	630471	630869	630013/ 630014
400 LC-4 (1 hole)	01-03	630467	630468	-----	-----	630471	630869	630013/ 630014
400 LC-4 (3 holes)	01-04	630470	630472	630498	630499	630471	630869	630013/ 630014
Pre-oiled Backfire Filter		-----	630500	-----	-----	-----	-----	-----
400 LC-4 Duke	97-04	630511	630513	-----	-----	630512	630867	-----
400 XC-W	08-09	630475	630478	630501	630502	630476	630892	-----
Pre-oiled Backfire Filter		-----	630503	-----	-----	-----	-----	-----
400 XC-W/EXC-F	10-11	630481	630482	630501	630502	630476	630892	630019
Pre-oiled Backfire Filter		-----	630503	-----	-----	-----	-----	-----
440	94-95	630465	-----	-----	-----	-----	630871	-----
450 SX	03-06	630470	630472	630498	630499	630471	630869	630013/ 630014
Pre-oiled Backfire Filter		-----	630500	-----	-----	-----	-----	-----
450 EXC/XC	03-07	630470	630472	630498	630499	630471	630869	630013/ 630014
Pre-oiled Backfire Filter		-----	630500	-----	-----	-----	-----	-----
450 SXF	07-09	630475	630478	630501	630502	630476	630892	630019
Pre-oiled Backfire Filter		-----	630503	-----	-----	-----	-----	-----
450 EXC/XC-F	08-09	630475	630478	630501	630502	630476	630892	630019
Pre-oiled Backfire Filter		-----	630503	-----	-----	-----	-----	-----
450 SX/SXF/EXC/XC-F	10	630481	630482	630501	630502	630476	630892	630019
Pre-oiled Backfire Filter		-----	630503	-----	-----	-----	-----	-----
450 EXC-F/XC-W	11	630481	630482	630501	630502	630476	630892	630019
Pre-oiled Backfire Filter		-----	630503	-----	-----	-----	-----	-----
450 SX-F/SXS-F/SMR	11-12	630485	630486	630490	630491	630487	630896	630019
Pre-oiled Backfire Filter		-----	630492	-----	-----	-----	-----	-----
450 XC-W / EXC	12-15	630485	630486	630490	630491	630487	630896	630020
Pre-oiled Backfire Filter		-----	630492	-----	-----	-----	-----	-----
450 SX-F/XC-F/SMR	13-15	630485	630486	630490	630491	630487	630896	630020
Pre-oiled Backfire Filter		-----	630492	-----	-----	-----	-----	-----
495	81	630463	-----	-----	-----	-----	-----	-----
500	82-97	630465	-----	-----	-----	-----	630871	-----
500 LC-4	83	630506	-----	-----	-----	-----	-----	-----
500 LC-4	84-86	630507	-----	-----	-----	-----	-----	-----
500 LC-4	87-92	630508	-----	-----	-----	-----	-----	-----
500 EXC/XC-w 4-stroke	12-15	630485	630486	630490	630491	630487	630896	630020
505 XC-F	08-09	630475	630478	630501	630502	630476	630892	630019
Pre-oiled Backfire Filter		-----	630503	-----	-----	-----	-----	-----

- accessories
- body
- handlebar & grips
- cables & levers
- exhaust
- engine
- fuel & intake**
- electrical & ignition
- clutch
- drive
- bearings
- brakes
- steering & suspension
- tires
- tools & shop

## TWIN AIR DIRT BIKE FILTERS CONTINUED

APPLICATION	YEAR	STANDARD FILTER	PRE-OILED FILTER	POWERFLOW KIT	BACKFIRE / REPL. FILTER	DUST COVER	AIR BOX COVER	OIL FILTER
<b>KTM CONTINUED</b>								
505 XC-F	10	630481	630482	630501	630502	630476	630892	630019
Pre-oiled Backfire Filter		-----	630503	-----	-----	-----	-----	-----
520 LC-4	00	630467	630468	-----	-----	630471	630869	630013/ 630014
520 LC-4 (1 hole)	01-02	630467	630468	-----	-----	630471	630869	630013/ 630014
520 LC -4 (3 holes)	01-02	630470	630472	630498	630499	630471	630869	630013/ 630014
Pre-oiled Backfire Filter		-----	630500	-----	-----	-----	-----	-----
525 LC-4 (1 hole)	03	630467	630468	-----	-----	630471	630869	630013/ 630014
525 LC-4 (3 holes)	03-06	630470	630472	630498	630499	630471	630869	630013/ 630014
Pre-oiled Backfire Filter		-----	630500	-----	-----	-----	-----	-----
530 EXC	06-07	630470	630472	630498	630499	630471	630869	630013/ 630014
Pre-oiled Backfire Filter		-----	630500	-----	-----	-----	-----	-----
530 XC-W/EXC	08-09	630475	630478	630501	630502	630476	630892	630013/ 630014
Pre-oiled Backfire Filter		-----	630503	-----	-----	-----	-----	-----
530 XC-W/EXC-F	10-11	630481	630482	630501	630502	630476	630892	630013/ 630014
Pre-oiled Backfire Filter		-----	630503	-----	-----	-----	-----	-----
540	87-95	630465	-----	-----	-----	-----	630871	630013/ 630014
550	87-95	630465	-----	-----	-----	-----	630871	-----
450/560 SMR	08-09	630475	630478	630501	630502	630471	630892	630013/ 630014
Pre-oiled Backfire Filter		-----	630503	-----	-----	-----	-----	-----
450/560 SMR	10	630481	630482	630501	630502	630471	630892	630013/ 630014
Pre-oiled Backfire Filter		-----	630503	-----	-----	-----	-----	-----
600 LC-4	87-92	630508	-----	-----	-----	-----	-----	-----
600 LC-4	93-99	630510	-----	-----	-----	-----	-----	-----
620 LC-4	94-99	630510	-----	-----	-----	-----	630879	-----
620/625 LC-4 Duke	97-06	630511	630513	-----	-----	630512	630867	-----
640 LC-4 Duke	99-10	630511	630513	-----	-----	630512	630867	-----
640 Adventure	08-10	630511	630513	-----	-----	630512	630867	-----
640 LC4 Supermoto	08-10	630510	-----	-----	-----	-----	-----	-----
625/660SMC	08-10	630470	630472	-----	-----	630471	630869	630013/ 630014
640 Duke	08-10	630510	-----	-----	-----	-----	-----	-----
450/660 Rally Factory Replica	98-10	630514	-----	-----	-----	631602	-----	-----
450 Rally Factory Replica	13-14	630514	-----	-----	-----	-----	-----	-----
690 Enduro/R	98-10	630514	-----	-----	-----	-----	-----	-----
<b>LEM</b>								
R3XC/ RX/ RCC3 65	04-10	630716	-----	-----	-----	-----	-----	-----
50cc R2/R3	03-10	630718	-----	-----	-----	-----	-----	-----
RX3 50cc	07-10	630718	-----	-----	-----	-----	-----	-----
<b>MAICO</b>								
ALL	Thru 79	630529	-----	-----	-----	-----	-----	-----
ALL	80-81	630531	-----	-----	-----	-----	-----	-----
ALL Clamp-On	80-81	650533*	-----	-----	-----	-----	-----	-----
ALL	82-97	630534	-----	-----	-----	-----	-----	-----
ALL	98-02	630510	-----	-----	-----	-----	-----	-----
<b>MONTESA</b>								
250	All	630601	-----	-----	-----	-----	-----	-----
250	All	630602	-----	-----	-----	-----	-----	-----
250	83	630603	-----	-----	-----	-----	-----	-----
Cota	83	630604	-----	-----	-----	-----	-----	-----

## TWIN AIR DIRT BIKE FILTERS CONTINUED

APPLICATION	YEAR	STANDARD FILTER	PRE-OILED FILTER	POWERFLOW KIT	BACKFIRE / REPL. FILTER	DUST COVER	AIR BOX COVER	OIL FILTER
<b>MONTESA CONTINUED</b>								
Cota 314	97-01	630608	----	----	----	----	----	----
Cota 315	97-01	630609	----	----	----	----	----	----
Cota 314R/315R/4 Stroke	07-10	630610	----	----	----	----	----	----
Trial 304	All	630605	----	----	----	----	----	----
Cota 309	All	630606	----	----	----	----	----	----
Cota 310	All	630606	----	----	----	----	----	----
Cota 348	All	630607	----	----	----	----	----	----
414	All	630601	----	----	----	----	----	----
414	All	630602	----	----	----	----	----	----
<b>SCORPA</b>								
Trial Works	96-99	631579	----	----	----	----	----	----
<b>SHERCO</b>								
Sherco 0.8	04-10	630527	----	----	----	----	----	----
Sherco 1.25	00-10	630527	----	----	----	----	----	----
Sherco 2.0	00-10	630527	----	----	----	----	----	----
Sherco 2.5	99-10	630527	----	----	----	----	----	----
Sherco 2.9	00-10	630527	----	----	----	----	----	----
Sherco 3.2 4strk	05-10	630527	----	----	----	----	----	----
Sherco Enduro 2strk SE250T/SE300T	13-15	631574	----	----	----	----	----	----
Sherco 450 Enduro 4strk	04-13	631599	----	----	----	----	----	----
Sherco 510 Enduro 4strk	06-13	631599	----	----	----	----	----	----
Sherco Enduro 250/300 4strk	12-15	631600	----	----	----	----	----	----
Sherco 450 Enduro 4strk	14-15	631600	----	----	----	----	----	----
<b>SUZUKI</b>								
JR 50	78-07	630219	----	----	----	----	----	----
RM60	03	630370	----	----	----	630371	630857	----
RM65	03-06	630368	----	----	----	630369	630860	----
DRZ 70	08-11	630373	----	----	----	----	----	----
JR 80	01-06	630372	----	----	----	----	----	----
RM80	81	630359	----	----	----	----	----	----
RM80	81	630360	----	----	----	----	----	----
RM80	82-85	630361	----	----	----	----	----	----
RM80	82-85	630362	----	----	----	----	----	----
RM80	86-01	630363	630365	----	----	630364	630863	----
RM85/85L	02-15	630363	630365	----	----	630364	630863	----
RM100	03-05	630366	----	----	----	630367	630860	----
DRZ-110	02-06	630378	----	----	----	----	----	----
DTR125	88-99	630281	----	----	----	----	----	----
DRZ-125/L	03-13	630379	----	----	----	----	----	630005
DR 125	94-96	630427	----	----	----	----	----	----
RM125	76	630381	----	----	----	----	----	----
RM125	78	630388	----	----	----	----	----	----
RM125	79-80	630382	----	----	----	----	----	----
RM125 *57mm ID clamp on	79-80	630387	----	----	----	----	----	----
RM125	81-83	630383	----	----	----	----	----	----
RM125	84-85	630384	----	----	----	----	----	----
RM125	86	630385	----	----	----	----	----	----
RM125	87-92	630386	----	----	----	----	630874	----
RM125	93-95	630400	----	----	----	----	630875	----
RM125	96-01	630401	----	----	----	----	630877	----
RM125	02-03	630402	----	----	----	630403	630877	----
RM125	04-08	630404	630410	630405	630404	630406	630878	----
TS125R	89-02	630421	----	----	----	----	----	----
TS200R	All	630421	----	----	----	----	----	----
DR200 SE	96-09	630427	----	----	----	----	----	----
DR250	82-89	630426	----	----	----	----	----	----
DR250	90-94	630425	----	----	----	----	----	----
DR250	95	630428	----	----	----	----	----	----
DRZ250	01-08	630380	----	----	----	----	----	----
RM250	78	630395	----	----	----	----	----	----

- accessories
- body
- handlebar & grips
- cables & levers
- exhaust
- engine
- fuel & intake**
- electrical & ignition
- clutch
- drive
- bearings
- brakes
- steering & suspension
- tires
- tools & shop

## TWIN AIR DIRT BIKE FILTERS CONTINUED

APPLICATION	YEAR	STANDARD FILTER	PRE-OILED FILTER	POWERFLOW KIT	BACKFIRE / REPL. FILTER	DUST COVER	AIR BOX COVER	OIL FILTER
<b>SUZUKI CONTINUED</b>								
RM250	79-80	630396	----	----	----	----	----	----
RM250 *57mm ID clamp on	79-80	630387	----	----	----	----	----	----
RM250	81-83	630397	----	----	----	----	----	----
RM250	84-85	630398	----	----	----	----	----	----
RM250	86	630385	----	----	----	----	----	----
RM250	87-92	630386	----	----	----	----	630874	----
RM250	93-95	630400	----	----	----	----	630875	----
RM250	96-01	630401	----	----	----	----	630877	----
RM250	02	630402	----	----	----	630403	630877	----
RM250	03-12	630404	630410	630405	630404	630406	630878	----
RMZ250	04-06	630414	630418	630179	630176	630415	630886	630018
RMZ250	07-15	630404	630410	630412	630411	630406	630878	630018
Pre-oiled Backfire Filter		----	630413	----	----	----	----	----
RMX250	89-98	630389	----	----	----	630392	630874	----
RMX250	99-04	630390	----	----	----	----	----	----
DR350	90-99	630425	----	----	----	----	----	----
RM370	78	630395	----	----	----	----	----	----
SP370	All	630422	----	----	----	----	----	----
DR400	All	630423	----	----	----	----	----	----
DR400	All	630424	----	----	----	----	----	----
DRZ400	00-14	630391	----	----	630393	630392	630862	630007
RM400	79-80	630396	----	----	----	----	----	----
RMZ450	05-15	630404	630410	630412	630411	630406	630878	630018
Pre-oiled Backfire Filter		----	630413	----	----	----	----	----
RMX 450	10-12	630419	630420	----	----	----	----	630018
RM465	81-82	630397	----	----	----	----	----	----
DR500	All	630429	----	----	----	----	----	----
DR500	All	630430	----	----	----	----	----	----
RM500	83-84	630397	----	----	----	----	----	----
DR600	All	630434	----	----	----	----	----	----
DR650S	90-95	630436	----	----	----	----	----	----
DR650SE	96-13	630437	----	----	----	----	----	----
GS750	79-81	630435	----	----	----	----	----	----
<b>TM</b>								
80 MX/Enduro	95-07	630644	----	----	----	----	----	----
80/85 MX/Enduro	08-14	631578	----	----	----	----	630868	----
125/250/300 MX/Enduro 2-strk	95-07	630644	----	----	----	----	----	----
125/250/300 MX/Enduro 2-strk	08-12	631578	----	----	----	----	630868	----
250/400/530 MX/Enduro 4-strk	01-12	631578	----	----	----	----	630868	----
250/450 Enduro 4-strk	13-14	631580	----	----	----	----	----	----
125/250/300 Enduro 2-strk	13-14	631581	----	----	----	----	----	----
250/450 MX 4-strk	13-14	631581	----	----	----	----	----	----
<b>VERTEMATI</b>								
4-Stroke	00-01	630652	----	----	----	----	----	----
4-Stroke	02-03	630653	----	----	----	----	----	----
<b>VOR</b>								
400 All	00-01	630654	----	----	----	----	----	----
400	02	630655	----	----	----	----	----	----
500	00-01	630654	----	----	----	----	----	----
500 All	02	630655	----	----	----	----	----	----
<b>YAMAHA</b>								
DT50LC	All	630281	----	----	----	----	----	----
PW50	92-15	630345	----	----	----	----	----	----
RD50	All	630263	----	----	----	----	----	----
TTR50	06-15	630279	----	----	----	----	----	----
DT80LC2	All	630290	----	----	----	----	----	----
PW80	91-06	630241	----	----	----	----	----	----
YZ60 (clamp on w/rubber flange)	82-83	630236	----	----	----	----	----	----
RD80	All	630289	----	----	----	----	----	----



## TWIN AIR DIRT BIKE FILTERS CONTINUED

APPLICATION	YEAR	STANDARD FILTER	PRE-OILED FILTER	POWERFLOW KIT	BACKFIRE / REPL. FILTER	DUST COVER	AIR BOX COVER	OIL FILTER
<b>YAMAHA CONTINUED</b>								
RD80LC2	All	630289	----	----	----	----	----	----
YZ80	79	630235	----	----	----	----	----	----
YZ80 (clamp on w/rubber flange)	81-82	630236	----	----	----	----	----	----
YZ80	83	630237	----	----	----	----	----	----
YZ80	84-86	630238	----	----	----	----	----	----
YZ80	87-92	630239	----	----	----	----	----	----
YZ80	93-01	630240	----	----	----	----	630864	----
YZ85	02-13	630242	630244	----	----	630243	630864	----
TT-R90	00-07	630280	----	----	----	----	----	----
TT-R110	08-15	630285	----	----	----	----	----	----
DTR125	88-98	630281	----	----	----	----	----	----
DT125	88-95	630292	----	----	----	----	----	----
DT125	91-04	630290	----	----	----	----	----	----
TT-R125	00-15	630282	----	----	----	----	----	----
YZ125	82	630245	----	----	----	----	----	----
YZ125	83	630247	----	----	----	----	----	----
YZ125	84-85	630246	----	----	----	----	----	----
YZ125	86	630249	----	----	----	----	----	----
YZ125	87-88	630250	----	----	----	----	----	----
YZ125	89-92	630254	----	----	----	630257	630876	----
YZ125	93-94	630255	----	----	----	630257	630876	----
YZ125	95-96	630256	----	----	----	630257	630876	----
YZ125	97-15	630258	630262	630259	630258	630260	630876	----
IT175	All	630286	----	----	----	----	----	----
DT200	87	630291	----	----	----	----	----	----
DT200	89-96	630288	----	----	----	----	----	----
TT-R225	99-04	630283	----	----	----	----	----	630009
WR200	91-93	630288	----	----	----	----	----	----
TT-R230	05-15	631632	----	----	----	----	----	----
IT250	All	630293	----	----	----	----	----	----
TT250R	All	630311	----	----	----	----	----	630008
TY250R/350R	84-96	630295	----	----	----	----	----	----
TY 250X	93-96	630295	----	----	----	----	----	----
XT250	pre-07	630294	----	----	----	----	----	----
YZ250	82	630251	----	----	----	----	----	----
YZ250	82-83	630247	----	----	----	----	----	----
YZ250	84-86	630252	----	----	----	----	----	----
YZ250	87	630250	----	----	----	----	----	----
YZ250	88	630253	----	----	----	----	----	----
YZ250	89-92	630254	----	----	----	630257	630876	----
YZ250	93-94	630255	----	----	----	630257	630876	----
YZ250	95-96	630256	----	----	----	630257	630876	----
YZ250	97-15	630258	630262	630259	630258	630260	630876	----
YZ250F	01-13	630258	630262	630277	630276	630260	630876	630017
Pre-oiled Backfire Filter		----	630278	----	----	----	----	----
YZ250F	14-15	631571	631585	631588	631595	----	631605	630017
Pre-oiled Backfire Filter		----	631586	----	----	----	----	----
TTR250	99-06	630284	----	----	----	----	----	630008
WR250	89-97	630254	----	----	----	630257	630876	----
WR250F	01-02	630258	630262	630277	630276	630260	630876	630008
WR250F	03-13	630264	631633	630265	630268	630267	630883	630017
Pre-oiled Backfire Filter		----	630266	----	----	----	----	----
WR 250 R/X Street Model	08-10	630284	----	----	----	----	----	630017
TT350/XT350	Thru 89	630296	----	----	----	----	----	----
XT350	85-95	630298	----	----	----	----	----	----
WR/YZ400F	98-99	630258	630262	630277	630276	630260	630876	630008
Pre-oiled Backfire Filter		----	630278	----	----	----	----	----
WR/YZ426F	00-02	630258	630262	630277	630276	630260	630876	630008
Pre-oiled Backfire Filter		----	630278	----	----	----	----	----
YZ450F	03-09	630258	630262	630277	630276	630260	630876	630017
Pre-oiled Backfire Filter		----	630278	----	----	----	----	----
YZ450F	10-13	630270	630271	630272	630273	----	630897	630017

- accessories
- body
- handlebar & grips
- cables & levers
- exhaust
- engine
- fuel & intake**
- electrical & ignition
- clutch
- drive
- bearings
- brakes
- steering & suspension
- tires
- tools & shop

## TWIN AIR DIRT BIKE FILTERS CONTINUED

APPLICATION	YEAR	STANDARD FILTER	PRE-OILED FILTER	POWERFLOW KIT	BACKFIRE / REPL. FILTER	DUST COVER	AIR BOX COVER	OIL FILTER
<b>YAMAHA CONTINUED</b>								
Pre-oiled Backfire Filter YZ450F	14-15	631571	631585	631588	631595	631605	630017	630017
Pre-oiled Backfire Filter WR450F	03-12	630264	631633	630265	630268	630267	630883	630017
Pre-oiled Backfire Filter IT490	All	630287	630266	630266	630266	630266	630266	630266
YZ490	82	630251	630251	630251	630251	630251	630251	630251
YZ490	82-83	630247	630247	630247	630247	630247	630247	630247
YZ490	84-85	630252	630252	630252	630252	630252	630252	630252
YZ490	86	630249	630249	630249	630249	630249	630249	630249
YZ490	87-90	630250	630250	630250	630250	630250	630250	630250
HL500	All	630299	630299	630299	630299	630299	630299	630299
HL500	All	630300	630300	630300	630300	630300	630300	630300
WR500	91-93	630254	630254	630254	630254	630254	630254	630254
XT500	All	630301	630301	630301	630301	630301	630301	630301
XT500 rubber.45	All	630305	630305	630305	630305	630305	630305	630305
XT500 rubber.57	All	630302	630302	630302	630302	630302	630302	630302
XT500 rubber.63	All	630303	630303	630303	630303	630303	630303	630303
XT550	All	630304	630304	630304	630304	630304	630304	630304
TT600	All	630310	630310	630310	630310	630310	630310	630310
XT600	All	630308	630308	630308	630308	630308	630308	630308
XT600 Tenere Z (filter + dust cover)	84-86	630309	630309	630309	630309	630309	630309	630309
XT600 Tenere Z	87-89	630307	630307	630307	630307	630307	630307	630307
<b>NOTES</b>								
* 630112 comes with a PLASTIC filter cage and std. Dual Stage filter.								
** Foam outer cover for Stock Filter								

## TWIN AIR DIRT BIKE FILTERS PRICING

630001	7.95	D	630047	30.95	A	630088	37.95	D	630158	30.95	A	630195	30.95	A
630003	8.95	B	630048	33.95	B	630089	38.95	B	630159	18.95	D	630196	30.95	A
630004	7.95	D	630050	30.95	A	630090	30.95	A	630160	33.95	B	630197	30.95	A
630005	7.95	D	630051	18.95	D	630091	15.95	D	630161	30.95	A	630198	30.95	A
630007	7.95	D	630052	33.95	B	630092	30.95	A	630162	30.95	A	630199	30.95	A
630008	11.95	B	630053	30.95	A	630093	30.95	A	630163	30.95	A	630200	30.95	A
630009	11.95	B	630054	18.95	D	630094	30.95	A	630164	30.95	A	630201	30.95	A
630012	8.95	B	630055	37.95	D	630095	15.95	D	630165	18.95	D	630202	30.95	A
630013	8.95	B	630056	30.95	A	630096	30.95	A	630166	30.95	A	630211	28.95	B
630014	8.95	B	630057	18.95	D	630097	30.95	A	630167	18.95	D	630212	28.95	B
630017	8.99	B	630059	33.95	B	630098	30.95	A	630168	30.95	A	630213	34.95	B
630018	8.95	B	630060	37.95	D	630099	30.95	A	630169	18.95	D	630214	30.95	A
630019	8.95	B	630061	149.95	AE	630100	30.95	A	630170	30.95	A	630219	19.95	B
630020	8.99	B	630062	38.95	B	630101	15.95	D	630171	18.95	D	630235	30.95	A
630025	30.95	A	630063	30.95	A	630102	15.95	D	630172	30.95	A	630236	39.95	B
630026	30.95	A	630064	37.95	D	630103	39.95	B	630173	18.95	D	630237	30.95	A
630027	30.95	A	630065	37.95	D	630104	30.95	A	630174	33.95	B	630238	30.95	A
630028	30.95	A	630066	249.95	AE	630105	22.95	B	630175	30.95	A	630239	30.95	A
630029	18.95	D	630068	38.95	B	630108	30.95	A	630176	37.95	D	630240	30.95	A
630030	33.95	B	630069	249.95	AE	630109	30.95	A	630178	33.95	B	630241	15.95	D
630031	15.95	B	630070	37.95	D	630110	30.95	A	630179	249.95	AE	630242	30.95	A
630032	15.95	B	630071	249.95	AE	630111	30.95	A	630180	30.95	A	630243	18.95	D
630033	30.95	A	630073	38.95	B	630112	49.95	B	630181	249.95	AE	630244	33.95	B
630034	30.95	A	630074	30.95	A	630113	37.95	D	630182	18.95	D	630245	30.95	A
630035	39.95	B	630075	18.95	D	630114	18.95	D	630183	37.95	D	630246	30.95	A
630036	30.95	A	630076	33.95	B	630115	22.95	D	630184	38.95	B	630247	30.95	A
630037	30.95	A	630078	249.95	AE	630150	30.95	A	630187	33.95	B	630249	30.95	A
630038	30.95	A	630079	37.95	D	630151	30.95	A	630188	30.95	A	630250	30.95	A
630041	30.95	A	630080	38.95	B	630152	30.95	A	630189	33.95	B	630251	39.95	B
630042	149.95	AE	630081	30.95	A	630153	30.95	A	630190	18.95	D	630252	30.95	A
630043	39.95	B	630082	18.95	D	630154	30.95	A	630191	30.95	A	630253	30.95	A
630044	30.95	A	630083	37.95	D	630155	30.95	A	630192	34.95	B	630254	30.95	A
630045	18.95	D	630086	33.95	B	630156	18.95	D	630193	15.95	D	630255	30.95	A
630046	33.95	B	630087	159.95	AE	630157	33.95	B	630194	30.95	A	630256	30.95	A

## TWIN AIR DIRT BIKE FILTERS PRICING CONTINUED

630257	18.95	D	630380	30.95	A	630482	33.95	B	630620	30.95	A	630877	37.95	D
630258	30.95	A	630381	30.95	A	630485	30.95	A	630621	15.95	D	630878	36.95	D
630259	149.95	AE	630382	30.95	A	630486	33.95	B	630622	34.95	B	630879	36.95	D
630260	18.95	D	630383	30.95	A	630487	18.95	D	630623	30.95	A	630880	36.95	D
630262	33.95	B	630384	30.95	A	630490	149.95	AE	630625	149.95	AE	630881	36.95	D
630263	15.95	D	630385	30.95	A	630491	37.95	D	630626	149.95	AE	630882	49.95	B
630264	30.95	A	630386	30.95	A	630492	38.95	B	630627	37.95	D	630883	37.95	D
630265	149.95	AE	630387	39.95	B	630493	30.95	A	630628	30.95	A	630886	36.95	D
630266	38.95	B	630388	30.95	A	630494	149.95	AE	630629	149.95	AE	630889	36.95	D
630267	18.95	D	630389	30.95	A	630495	30.95	A	630630	30.95	A	630890	36.95	D
630268	37.95	D	630390	30.95	A	630496	30.95	A	630631	30.95	A	630891	36.95	D
630270	30.95	A	630391	30.95	A	630497	149.95	AE	630632	37.95	D	630892	37.95	D
630271	33.95	B	630392	18.95	D	630498	149.95	AE	630638	34.95	B	630893	37.95	D
630272	259.95	AE	630393	37.95	D	630499	37.95	D	630639	30.95	A	630894	36.95	D
630273	37.95	D	630395	30.95	A	630500	38.95	B	630640	30.95	A	630895	36.95	D
630274	38.95	B	630396	30.95	A	630501	149.95	AE	630641	30.95	A	630896	36.95	D
630276	37.95	D	630397	30.95	A	630502	37.95	D	630642	22.95	B	630897	36.95	D
630277	149.95	AE	630398	30.95	A	630503	38.95	B	630643	30.95	A	631568	30.95	D
630278	38.95	B	630400	30.95	A	630504	149.95	AE	630644	30.95	A	631569	35.95	D
630279	15.95	D	630401	30.95	A	630505	149.95	A	630645	22.95	B	631571	30.95	D
630280	15.95	D	630402	30.95	A	630506	39.95	B	630647	34.95	B	631572	30.95	D
630281	15.95	D	630403	18.95	D	630507	30.95	A	630648	30.95	A	631573	30.95	D
630282	30.95	A	630404	30.95	A	630508	30.95	A	630649	30.95	A	631574	30.95	D
630283	30.95	A	630405	149.95	AE	630510	30.95	A	630650	39.95	B	631575	30.95	D
630284	30.95	A	630406	18.95	D	630511	30.95	A	630651	39.95	B	631576	30.95	D
630285	15.95	D	630410	33.95	B	630512	18.95	D	630652	30.95	A	631577	30.95	D
630286	30.95	A	630411	37.95	D	630513	33.95	B	630653	30.95	A	631578	30.95	D
630287	30.95	A	630412	149.95	AE	630514	37.95	D	630654	30.95	A	631579	30.95	D
630288	30.95	A	630413	38.95	B	630515	30.95	A	630655	30.95	A	631580	30.95	D
630289	15.95	D	630414	30.95	A	630516	149.95	AE	630656	37.95	D	631581	30.95	D
630290	15.95	D	630415	18.95	D	630517	18.95	D	630657	149.95	AE	631582	30.95	D
630291	30.95	A	630418	33.95	B	630518	33.95	B	630658	30.95	A	631583	33.95	D
630292	30.95	A	630419	30.95	A	630519	30.95	A	630659	30.95	A	631584	38.95	D
630293	30.95	A	630420	33.95	B	630521	30.95	A	630660	30.95	A	631585	33.95	D
630294	30.95	A	630421	30.95	A	630522	37.95	D	630661	30.95	A	631586	38.95	D
630295	30.95	A	630422	30.95	A	630523	30.95	A	630662	34.95	B	631587	159.95	AE
630296	30.95	A	630423	30.95	A	630524	30.95	A	630663	30.95	A	631588	259.95	AD
630298	30.95	A	630424	39.95	B	630525	37.95	D	630664	30.95	A	631589	149.95	D
630299	30.95	A	630425	30.95	A	630526	37.95	D	630665	30.95	A	631590	149.95	D
630300	34.95	B	630426	30.95	A	630527	30.95	A	630666	30.95	A	631592	37.95	D
630301	30.95	A	630427	30.95	A	630529	30.95	A	630669	15.95	D	631593	37.95	D
630302	34.95	B	630428	30.95	A	630531	30.95	A	630701	30.95	A	631594	37.95	D
630303	34.95	B	630429	30.95	A	630534	37.95	D	630712	30.95	A	631595	37.95	D
630304	30.95	A	630430	39.95	B	630579	30.95	A	630713	89.95	B	631596	37.95	D
630305	34.95	B	630434	30.95	A	630580	30.95	A	630716	30.95	A	631597	37.95	D
630307	30.95	A	630435	30.95	A	630581	18.95	D	630718	30.95	A	631598	33.95	D
630308	15.95	D	630436	30.95	A	630589	69.95	B	630854	36.95	D	631599	37.95	D
630309	30.95	A	630437	30.95	A	630590	37.95	D	630855	36.95	D	631600	37.95	D
630310	30.95	A	630457	30.95	A	630591	69.95	B	630856	36.95	D	631601	18.95	D
630311	30.95	A	630458	15.95	D	630592	37.95	D	630857	36.95	D	631602	18.95	D
630345	15.95	D	630459	34.95	B	630593	30.95	A	630858	36.95	D	631603	18.95	D
630359	30.95	A	630460	15.95	D	630601	30.95	A	630859	36.95	D	631604	36.95	D
630360	39.95	B	630461	34.95	B	630602	34.95	B	630860	36.95	D	631605	36.95	D
630361	30.95	A	630462	15.95	D	630603	30.95	A	630862	36.95	D	631606	30.95	D
630362	39.95	B	630463	30.95	A	630604	30.95	A	630863	36.95	D	631608	30.95	D
630363	30.95	A	630464	30.95	A	630605	30.95	A	630864	36.95	D	631609	30.95	D
630364	18.95	D	630465	30.95	A	630606	15.95	D	630865	36.95	D	631610	15.95	D
630365	33.95	B	630466	30.95	A	630607	15.95	D	630866	36.95	D	631611	30.95	D
630366	30.95	A	630467	30.95	A	630608	30.95	A	630867	36.95	D	631612	30.95	D
630367	18.95	D	630468	33.95	B	630609	30.95	A	630868	36.95	D	631630	30.95	A
630368	30.95	A	630469	30.95	A	630610	30.95	A	630869	37.95	D	631632	30.95	A
630369	18.95	D	630470	30.95	A	630611	30.95	A	630870	36.95	D	631633	33.95	A
630370	30.95	A	630471	18.95	D	630612	30.95	A	630871	36.95	D			
630371	18.95	D	630472	33.95	B	630613	30.95	A	630872	36.95	D			
630372	15.95	D	630475	30.95	A	630614	15.95	D	630873	37.95	D			
630373	15.95	D	630476	18.95	D	630615	30.95	A	630874	36.95	D			
630378	15.95	D	630478	33.95	B	630618	30.95	A	630875	36.95	D			
630379	30.95	A	630481	30.95	A	630619	30.95	A	630876	36.95	D			

- accessories
- body
- handlebar & grips
- cables & levers
- exhaust
- engine
- fuel & intake**
- electrical & ignition
- clutch
- drive
- bearings
- brakes
- steering & suspension
- tires
- tools & shop

# FUEL & INTAKE

- accessories
- body
- handlebar & grips
- cables & levers
- exhaust
- engine
- fuel & intake**
- electrical & ignition
- clutch
- drive
- bearings
- brakes
- steering & suspension
- tires
- tools & shop

**FUEL STAR PETCOCKS**

**NEW PRODUCT**

**WHY FUEL STAR?**

- Direct OE replacement fuel valves
- Direct OE replacement molded fuel line providing hassle free installation
- Fuel line meets C.A.R.B. and EPA fuel line permeation standards for motorcycles and ATVs
- Viton rubber fuel resistant gaskets
- Includes OE style fuel line clamps

# FUEL STAR

No longer will you have to waste time trying to route and secure an unformed fuel line or use generic non application specific fuel valves when replacing your fuel system. Introducing FUEL STAR. The first and only OE quality direct fit replacement fuel kit. Includes OE style clips, OE replacement formed fuel lines and OE style fuel valves. Easy and affordable, FUEL STAR does it all.

MODEL	YEARS	PART #	
<b>HONDA</b>			
CRF 50F	04-07	833540	49.95 G
CRF 70F	04-07	833541	49.95 G
CRF 100F	04-07	833542	49.95 G
CRF 50F	08-15	833543	49.95 G
XR 70R	97-00	833544	49.95 G
XR 100R	98-00	833545	49.95 G
CRF 150F	03-07	833546	49.95 G
CRF 150F	08-15	833547	49.95 G
CRF 230F	03-07	833548	49.95 G
CRF 230F	08-09,12-15	833549	49.95 G
XR 650L	93-07	833550	59.95 G
XR 650L	08-15	833551	59.95 G
CRF 250X	04-07	833552	29.95 G
CRF 450X	05-07	833553	29.95 G
CR 125R	80	833554	79.95 G
CR 125R	81-83	833555	79.95 G
CR 125R	84-86	833556	79.95 G
CR 125R	88	833557	79.95 G
CR 125R	87,89-92	833558	79.95 G
CR 125R	93-97	833559	39.95 G
CR 125R	98-99	833560	39.95 G
CR 125R	00-04	833561	39.95 G
CR 125R	05-07	833562	39.95 G
CR 250R	93	833563	39.95 G
CR 250R	94-96	833564	39.95 G
CR 250R	97-98	833565	39.95 G
CR 500R	93-01	833566	39.95 G

MODEL	YEARS	PART #	
<b>KAWASAKI</b>			
KLX 110	02-07	833571	49.95 G
KLX 110	08-09	833572	69.95 G
KX 125	92	833573	44.95 G
KX 125	93,95-98	833574	49.95 G
KX 125	94	833575	44.95 G
KX 65	00-01	833576	49.95 G
KX 65	02-05,07-16	833577	49.95 G
KX 100	01-05,07-09,11-16	833578	49.95 G
KX 125	99-00	833579	49.95 G
KX 125	01-02	833580	49.95 G
KX 250	99-02	833581	49.95 G

MODEL	YEARS	PART #	
<b>SUZUKI</b>			
DRZ 400S	00-04	833582	99.95 G
DRZ 400S	05-09,11-12,14	833583	99.95 G
DR 125SE	94-96	833584	TBA
DR 650SE	97-98	833585	99.95 G
DR 650SE	99-07	833586	99.95 G
DR 650SE	08-14	833587	99.95 G
DR 650SE	96	833588	99.95 G
DR 250SE	93-95	833589	99.95 G
DR 350SE	90-96	833590	99.95 G
DR 350SE	97-99	833591	99.95 G
RM 125	01-04	833592	59.95 G
RM 125	89-91	833593	59.95 G
RM 125	92-95	833594	59.95 G
RM 125	96-00	833595	59.95 G
RM 250	01-04	833596	59.95 G

MODEL	YEARS	PART #	
<b>YAMAHA</b>			
YZ 125	90-94	833597	39.95 G
YZ 125	95-14	833598	39.95 G
YZ 250	07-14	833599	39.95 G
YZ 250F	10-13	833600	TBA
YZ 80	97-01	833601	TBA
YZ 85	02-08	833602	TBA
YZ 85	09-15	833603	59.95 G
TTR 90	01-03	833604	TBA
TTR 90E	04-07	833605	TBA
TTR 125E	08-09,11-14	833606	TBA
TW 200	87-07	833607	TBA



The Fuel Adjustment Screw Mag makes dialing in your carb quick and easy. Made from CNC Machined 6061 for precise adjustments. No tools needed to adjust. Fits Keihin FCR carburetors.



Models / Years	Fuel Adjustment Screws	
YZ426 00-02, YZ250F 01-09, YZ450F 03-09, WR426 01-02, WR250F 01-09, WR450F 03-09, CR150R 07-15, CRF250R/250X 04-09, CRF450R 02-08, CRF450X 05-09, KX250F 04-08, KX450F 06-08, KLX450R 08, RMZ250 04-08, RMZ450 05-07 Mag	466027	21.95 G
YZ426 00-02, YZ250F 01-09, YZ450F 03-09, WR426 01-02, WR250F 01-09, WR450F 03-09, CR150R 07-15, CRF250R/250X 04-09, CRF450R 02-08, CRF450X 05-09, KX250F 04-08, KX450F 06-08, KLX450R 08, RMZ250 04-08, RMZ450 05-07 Red	466028	21.95 G
YZ426 00-02, YZ250F 01-09, YZ450F 03-09, WR426 01-02, WR250F 01-09, WR450F 03-09, CR150R 07-15, CRF250R/250X 04-09, CRF450R 02-08, CRF450X 05-09, KX250F 04-08, KX450F 06-08, KLX450R 08, RMZ250 04-08, RMZ450 05-07 Blue	466029	21.95 G



## MOTION PRO OIL FILTER MAGNETS

- Easy to install, just attach to base of standard oil filter
- Standard oil filters only trap particles down to 20 microns, leaving the most harmful 5 to 20 micron particles to circulate through your engine
- This powerful six point magnet traps harmful, abrasive hard metal particles down to 1 micron that regular oil filters don't
- Must have item during engine break in
- No gimmick, these things really work to reduce wear, and significantly increase engine life
- Available in two sizes to fit most spin on or cartridge oil filters
- Makes any oil filter better than a high performance oil filter
- Reusable for up to 5 oil filter changes



MODEL	NAME	CC	TYPE	FN	YEAR	PART #	
<b>HONDA</b>							
CRF150R		0150	OFFROAD		07-09	142543	5.99 E
CRF150R		0150	OFFROAD		12-15	142543	5.99 E
CRF150RB		0150	OFFROAD		07-09	142543	5.99 E
CRF150RB		0150	OFFROAD		12-15	142543	5.99 E
CRF250R		0250	OFFROAD		04-13	142543	5.99 E
CRF250X		0250	OFFROAD		04-09	142543	5.99 E
CRF250X		0250	OFFROAD		12-13	142543	5.99 E
XR400R		0400	OFFROAD		96-04	142543	5.99 E
CRF450R		0450	OFFROAD		02-16	142543	5.99 E
CRF450X		0450	OFFROAD		05-09	142543	5.99 E
CRF450X		0450	OFFROAD		12-13	142543	5.99 E
XR600R		0600	OFFROAD		90-00	142543	5.99 E
XR650R		0650	OFFROAD		00-07	142543	5.99 E
<b>HUSABERG</b>							
FE 250		0250	OFFROAD		13-14	142542	5.99 E
FE 350		0350	OFFROAD		14	142542	5.99 E
FE 501		0501	OFFROAD		13-14	142542	5.99 E
<b>HUSQVARNA</b>							
TE 449		0449	DUAL SPORT	115	11-12	142543	5.99 E
TE 511		0477	DUAL SPORT	115	11-12	142543	5.99 E
TC 449		0449	OFFROAD	115	11-12	142543	5.99 E
TXC 449		0449	OFFROAD	115	11-12	142543	5.99 E
TXC 511		0477	OFFROAD	115	11-12	142543	5.99 E
<b>KAWASAKI</b>							
KX 250F		0250	OFFROAD		06-13	142543	5.99 E
KX 450F		0450	OFFROAD		06-16	142543	5.99 E
<b>KTM</b>							
690 ENDURO	690 ENDUROR	0690	DUAL SPORT	125	09-12	192830	5.99 E
690 ENDURO	690 ENDUROR	0690	DUAL SPORT		11-14	142542	5.99 E
950 ADVENTURE	ADVENTURE	0950	DUAL SPORT		03-06	142542	5.99 E
950 SUPER ENDUROR	SUPER ENDUROR	0950	DUAL SPORT		07-09	142542	5.99 E
990 ADVENTURE	ADVENTURE	0990	DUAL SPORT		07-11	142542	5.99 E
990 ADVENTURE BAJA	ADVENTURE BAJA	0990	DUAL SPORT		13	142542	5.99 E
990 ADVENTURE R	ADVENTURE R	0990	DUAL SPORT		09-12	142542	5.99 E
1190 ADVENTURE	1190 ADVENTURE	1190	DUAL SPORT		13-14	142542	5.99 E
1190 ADVENTURE R	1190 ADVENTURE R	1190	DUAL SPORT		13-14	142542	5.99 E
250 EXCG	250 EXC RACING	0250	OFFROAD		02-05	142542	5.99 E
250 SXF		0250	OFFROAD		05-06	142542	5.99 E
250 SXF		0250	OFFROAD		08-09	142542	5.99 E
250 SXF		0250	OFFROAD		13-15	192830	5.99 E
250 XCF		0250	OFFROAD		07-09	142542	5.99 E
250 XCF		0250	OFFROAD		11-12	142542	5.99 E
250 XCF		0250	OFFROAD		13-15	192830	5.99 E
250 XCFW		0250	OFFROAD		06-09	142542	5.99 E
250 XCFW		0250	OFFROAD		12	142542	5.99 E
250 XCFW		250	OFFROAD		13-15	192830	5.99 E
250 XCFWCE	250 XCFW CHAMPIONS EDITION	0250	OFFROAD		10	142542	5.99 E
250 XCFWSD	250 XCFW SIX DAYS	0250	OFFROAD		11	142542	5.99 E
350 EXCF		0350	DUAL SPORT		13-15	192830	5.99 E

- accessories
- body
- handlebar & grips
- cables & levers
- exhaust
- engine
- fuel & intake**
- electrical & ignition
- clutch
- drive
- bearings
- brakes
- steering & suspension
- tires
- tools & shop

# FUEL & INTAKE

## MOTION PRO OIL FILTER MAGNETS CONTINUED

MODEL	NAME	CC	TYPE	FN	YEAR	PART #		
<b>KTM CONTINUED</b>								
350 SXF	350 SXF FI	0350	OFFROAD		11-15	192830	5.99	E
350 XCF	350 XCF FI	0350	OFFROAD		11	192830	5.99	E
350 XCF		0350	OFFROAD		13-15	192830	5.99	E
350 XCFW		0350	OFFROAD		13-16	192830	5.99	E
350 XCFWSD		0350	OFFROAD		15	192830	5.99	E
400 EXCG	400 EXC RACING	0400	OFFROAD		02	142542	5.99	E
400 EXCG	400 EXC RACING	0400	OFFROAD		04-06	142542	5.99	E
400 MXC		0400	OFFROAD		02	142542	5.99	E
400 SX		0400	OFFROAD		02	142542	5.99	E
400 XCW		0400	OFFROAD		07	142542	5.99	E
400 XCW		0400	OFFROAD		10	192830	5.99	E
450 EXCG	450 EXC RACING	0450	OFFROAD		03-06	142542	5.99	E
450 EXCR	450 EXC RACING	0450	OFFROAD		07	142542	5.99	E
450 EXCR	450 EXC RACING	0450	OFFROAD		08-11	192830	5.99	E
450 MXCG		0450	OFFROAD		03-05	142542	5.99	E
450 SMC		0450	OFFROAD		04	142542	5.99	E
450 SXF		0450	OFFROAD		03-06	142542	5.99	E
450 SXF		0450	OFFROAD		07-15	192830	5.99	E
450 SXFFE		0450	OFFROAD		13-14	192830	5.99	E
450 XCF		0450	OFFROAD		06-07	142542	5.99	E
450 XCF		0450	OFFROAD		08-09	192830	5.99	E
450 XCF		0450	OFFROAD		13-15	192830	5.99	E
450 XCFWCE	450 XCFW CHAMPIONS EDITION	0450	OFFROAD		10	192830	5.99	E
450 XCRW		0450	OFFROAD		08	192830	5.99	E
450 XCW		0450	OFFROAD		07	142542	5.99	E
450 XCW		0450	OFFROAD		08-09	192830	5.99	E
450 XCW		0450	OFFROAD		12-15	192830	5.99	E
450 XCWSD	450 XCW SIX DAYS	0450	OFFROAD		10-11	192830	5.99	E
500 EXC		0500	DUAL SPORT		13-15	192830	5.99	E
500 XCW		0500	OFFROAD		13-15	192830	5.99	E
505 SXF		0505	OFFROAD		08-09	192830	5.99	E
505 XCF		0505	OFFROAD		08-09	192830	5.99	E
520 EXC		0520	OFFROAD		02	142542	5.99	E
520 MXC		0520	OFFROAD		02	142542	5.99	E
520 SX		0520	OFFROAD		02	142542	5.99	E
525 EXC	525 EXC RACING	0525	OFFROAD		03-07	142542	5.99	E
525 EXCG	525 EXC RACING	0525	OFFROAD		04-06	142542	5.99	E
525 MXCG		0525	OFFROAD		03-05	142542	5.99	E
525 SX		0525	OFFROAD		03-06	142542	5.99	E
525 XC		0525	OFFROAD		07	142542	5.99	E
525 XCG		0525	OFFROAD		06	142542	5.99	E
525 XCW		0525	OFFROAD		07	142542	5.99	E
530 EXCR	530 EXC RACING	0530	OFFROAD		03	142542	5.99	E
530 EXCR	530 EXC RACING	0530	OFFROAD		08-09	192830	5.99	E
530 XCRW		0530	OFFROAD		08	192830	5.99	E
530 XCW		0530	OFFROAD		09	192830	5.99	E
690 ENDURO		0690	DUAL SPORT		09-12	192830	5.99	E
690 ENDURO		0690	DUAL SPORT		11-14	142542	5.99	E
950 ADVENTURE		0950	DUAL SPORT		03-06	142542	5.99	E
950 SUPER ENDURO R		0950	DUAL SPORT		07-09	142542	5.99	E
990 ADVENTURE		0990	DUAL SPORT		07-11	142542	5.99	E
990 ADVENTURE BAJA		0990	DUAL SPORT		13	142542	5.99	E
990 ADVENTURE R		0990	DUAL SPORT		09-12	142542	5.99	E
1190 ADVENTURE		1190	DUAL SPORT		13-14	142542	5.99	E
1190 ADVENTURE R		1190	DUAL SPORT		13-14	142542	5.99	E
<b>SUZUKI</b>								
RMZ 250		0250	OFFROAD		07-12	142543	5.99	E
RMX 450		0450	OFFROAD		10-11	142543	5.99	E
RMZ 450		0450	OFFROAD		05-12	142543	5.99	E
DL 650		0650	DUAL SPORT		04-09	142543	5.99	E
DL 1000		1000	DUAL SPORT		02-08	142543	5.99	E

## BOYESEN DIRT BIKE POWER REEDS

### THE BENEFITS:

- Quicker acceleration for that all-important holeshot
- Crisper throttle response for fast corner exits and surer jumps
- More horsepower throughout the powerband for guaranteed performance
- Improved engine efficiency and fuel economy for the long distance rider
- Longer life - Boyesen Power Reeds outlast all other aftermarket reeds



MODEL	YEAR	PART #		
<b>CAGIVA</b>				
125 3 (petal)		27665	27.95	G
125 WMX		27608	39.95	B
190		27608	39.95	B
250 WMX	83	27608	39.95	B
250 WMX	84-89	27615	46.95	B
260		27615	46.95	B
500 WMX		27615	46.95	B

<b>HONDA</b>				
TML50E		27629	27.95	B
CR60	83-85	27603	33.95	Y
CR80	82-85	27603	33.95	Y
CR80	86	27605	33.95	B
CR80	87-02	27631	33.95	B
CR80 Expert	96-02	27631	33.95	B
CR85/85 Expert	03-08	27631	33.95	B
CRM80	95-96	27629	27.95	B
EX CUB90	91-94	276538	21.95	E
CR125	78-92	27606	39.95	B
CR125	93-97	27664	39.95	B
CR125	98	27682	39.95	G
CR125	99-00	27690	39.95	G
CR125	01-02	27695	39.95	G
CR125	03	276109	39.95	B
CR125	04	276117	39.95	B
CR125	05-07	276127	39.95	B
CRE125	95-96	27657	39.95	B
CRM125	95-96	27657	39.95	B
TLM200		27645	33.95	G
CR250	78-87	27607	39.95	B
CR250	88-98	27633	39.95	B
CR250	99-00	27684	39.95	G
CR250	01	27696	39.95	G
CR250	02	276103	46.95	B
CR250	03	276110	46.95	B
CR250	04	276118	46.95	B
CR250	05-07	276128	39.95	B
CRM250	95	27633	39.95	B
CRE260		27633	39.95	B
CR450/480	All	27607	39.95	B
CR500	84-88	27625	46.95	B
CR500	89-01	27636	46.95	B
XR / XRR500	82	27606	39.95	B

<b>HUSQVARNA</b>				
CR50	99-02	27678	33.95	G
CR/WR125	95-04	27608	39.95	B
WRK125	88	27608	39.95	B
WXE125	95-96	27608	39.95	B
CR/WR250	89-98	27615	46.95	B
CR/WR250	99-02	27633	39.95	B
WXC/WXE250	96	27615	46.95	B
260	All	27615	46.95	B

<b>KAWASAKI</b>				
KX60	83-04	27622	27.95	B
KX65	00-16	27693	27.95	G
KDX80	All	27605	33.95	B
KX80	thru 85	27605	33.95	B

MODEL	YEAR	PART #		
<b>KAWASAKI CONTINUED</b>				
KX80	86-87	27630	33.95	B
KX80	88-00	27646	33.95	G
KX85/100	01-16	276124	33.95	B
KX100	95-00	27646	33.95	G
KDX125	All	27607	39.95	B
KMX125	All	27607	39.95	B
KX125	thru 81	27608	39.95	B
KX125	94-98	27642	39.95	G
KX125	99-00	27691	39.95	G
KX125	01-02	276100	39.95	B
KX125	03	276115	39.95	B
KX125	04-08	276120	39.95	B
KDX175	All	27608	39.95	B
KE175	All	27605	33.95	B
KDX200/220	All	27607	39.95	B
KMX200	All	27607	39.95	B
KDX250	91-94	27638	46.95	B
KX/KDX250	thru 81	27608	39.95	B
KX250	83-88	27615	46.95	B
KX250	89-96	27638	46.95	B
KX250	97	27633	39.95	B
KX250	00-02	27692	39.95	G
KX250	03	276116	39.95	B
KX250	04	276121	39.95	B
KX250	05-07	276129	39.95	B
400/420/450	All	27608	39.95	B
KX500	83	27607	39.95	B
KX500	86-04	27615	46.95	B

<b>KTM</b>				
50 Jr/Sr/Adv.	98-00	27678	33.95	G
50 Adv /Adv Sr	01-08	27665	27.95	G
50 Pro Jr/Sr	01-08	27665	27.95	G
65SX	98-08	27665	27.95	G
125	thru 83	27602	21.95	B
125 (all)	99-00	27685	39.95	G
125 (all)	01-03	276101	39.95	B
200 EXC/XC	99-06	27685	39.95	G
200 SX	03-05	276101	39.95	B
250 (all)	99-01	27686	39.95	G
250 EXC	02-03	27686	39.95	G
300 (all)	thru 89	27618	46.95	B
300 (all)	99-03	27686	39.95	G
350	All	27618	46.95	B
380 (all)	99-02	27686	39.95	G
440/ 495/ 500/ 550	All	27618	46.95	B

<b>POLINI</b>				
40 Rec. (2 petal)	99-04	276107	27.95	B
50 Rec. (2 petal)	99-04	276107	27.95	B

<b>ROTAX</b>				
125 case reed		27602	21.95	B

<b>SUZUKI</b>				
RM50	All	27610	21.95	B
TS50	All	27602	21.95	B
RM60	81-83	27610	21.95	B
RM60	03-04	27622	27.95	B

MODEL	YEAR	PART #		
<b>SUZUKI CONTINUED</b>				
RM65	03-05	27693	27.95	G
DS80	All	27610	21.95	B
JR80	All	27610	21.95	B
RM80	thru 85	27610	21.95	B
RM80	89-01	27631	33.95	B
RM85	02-16	276104	33.95	B
DS100	All	27602	21.95	B
RM100	thru 78	27602	21.95	B
RM100	03-05	276124	33.95	B
TS100	All	27602	21.95	B
DS125	All	27602	21.95	B
TS125		27602	21.95	B
TS125R		27606	39.95	B
RM125	thru 78	27602	21.95	B
RM125	82-83	27608	39.95	B
RM125	87-88	27606	39.95	B
RM125	89	27608	39.95	B
RM125	90-98	27642	39.95	G
RM125	99-00	27687	39.95	G
RM125	01-02	27698	39.95	G
RM125	03	276113	39.95	B
RM125	04-08	276122	39.95	B
PE175	83	27603	33.95	Y
DS185	All	27602	21.95	B
TS185	81	27602	21.95	B
TS200/R	92-93	27606	39.95	B
DS250	All	27602	21.95	B
PE250	thru 79	27602	21.95	B
PE250	80-81	27601	27.95	B
RM250	thru 78	27602	21.95	B
RM250	79-80	27601	27.95	B
RM250	81-86	27615	46.95	B
RM250	87-88	27607	39.95	B
RM250	89-90	27637	39.95	G
RM250 (3 Petal)	91-92	27637	39.95	G
RM250	93-95	27647	39.95	B
RM250	98-00	27681	39.95	G
RM250	01	27699	39.95	G
RM250	02	276106	39.95	B
RM250	03	276114	39.95	B
RM250	04-08	276123	39.95	B
RMX250/S	89-92	27637	39.95	G
RMX250	93-98	27647	39.95	B
RS250	All	27601	27.95	B
TS250	thru 81	27602	21.95	B
RM370/400	thru 78	27602	21.95	B
PE400	All	27601	27.95	B
RM400	79-80	27601	27.95	B
RM465/500	All	27615	46.95	B

<b>TM</b>				
All		27603	33.95	Y
125 MX	00-01	27690	39.95	G
250 (2 Petal)	99-00	27633	39.95	B

<b>YAMAHA</b>				
PW50	All	27674	21.95	O
YZ60	All	27605	33.95	B

- accessories
- body
- handlebar & grips
- cables & levers
- exhaust
- engine
- fuel & intake**
- electrical & ignition
- clutch
- drive
- bearings
- brakes
- steering & suspension
- tires
- tools & shop

## BOYESEN DIRT BIKE POWER REEDS CONTINUED

MODEL	YEAR	PART #			
<b>YAMAHA CONTINUED</b>					
PW80	All	27673	21.95	B	
YZ80	75-79	27605	33.95	B	
YZ80	80-84	27603	33.95	Y	
YZ80	87-92	27630	33.95	B	
YZ80	93-01	27648	33.95	B	
YZ85	02-16	276105	33.95	B	
DT100	77-78	27605	33.95	B	
DT100	91	27646	33.95	G	
MX100	All	27605	33.95	B	
RT100	thru 89	27605	33.95	B	
RT100	90-98	276247	39.95	E	
YZ100	All	27603	33.95	Y	
DT125	thru 87	27605	33.95	B	
IT125	All	27603	33.95	Y	
YT125	81	27605	33.95	B	
YZ125	74	27605	33.95	B	
YZ125	75-79	27603	33.95	Y	

MODEL	YEAR	PART #			
<b>YAMAHA CONTINUED</b>					
YZ125	88-92	27604	39.95	B	
YZ125	94-99	27642	39.95	G	
YZ125	00	27694	39.95	G	
YZ125	01-02	27697	39.95	G	
YZ125	03	276111	39.95	B	
YZ125	04	276119	39.95	B	
YZ125	05-16	276130	39.95	B	
DT175	All	27605	33.95	B	
DT175L	94-96	27645	33.95	G	
DT175	00,05	27645	33.95	G	
IT175	thru 79	27603	33.95	Y	
MX175	All	27605	33.95	B	
YZ175	All	27603	33.95	Y	
RT180	All	27605	33.95	B	
DT200/R	87,88,90	27603	33.95	Y	
DT250	71-73	27603	33.95	Y	

MODEL	YEAR	PART #			
<b>YAMAHA CONTINUED</b>					
DT250	74-75	27606	39.95	B	
MX250	All	27606	39.95	B	
WR250	90-97	27644	39.95	G	
YZ250	thru 77	27606	39.95	B	
YZ250	90-96	27644	39.95	G	
YZ250	97-98	27679	39.95	G	
YZ250	99-00	27689	39.95	G	
YZ250	01-02	276102	39.95	B	
YZ250	03-04	276112	39.95	B	
YZ250	05-16	276131	39.95	B	
YZ250X	16	276131	39.95	B	
DT360	All	27606	39.95	B	
RT360	71-73	27603	33.95	Y	
YZ360	thru 78	27606	39.95	B	
DT400	74-76	27606	39.95	B	
MX400	All	27606	39.95	B	
YZ400	thru78	27606	39.95	B	
MX500	73	27606	39.95	B	
SC500	All	27606	39.95	B	



## BOYESEN DIRT BIKE PRO SERIES REEDS



**Q: What advantage do Pro Series Reed have over Power Reed?**

**A:** Pro Series dual-stage reeds combine a carbon-fiber top reed with a fiberglass bottom reed for unrivaled performance. The Pro Series Reed are more responsive than our traditional Power Reed. The carbon-fiber top reed has excellent response characteristics that provide even quicker acceleration, stronger throttle response, and more over-rev than our standard Power Reed. The fiberglass bottom reed provides stability and longer reed life.

MODEL	YEAR	PART #			
<b>HONDA</b>					
CR125	78-92	PRO43	61.95	B	
CR125	93-97	PRO01	61.95	B	
CR125	98	PRO98	61.95	B	
CR125	99-00	PRO123	61.95	G	
CR125	01-02	PRO144	61.95	B	
CR125	04	PRO198	61.95	B	
CR125	05-07	PRO214	61.95	G	
CR250	78-87	PRO44	61.95	G	
CR250	88-98	PRO02	61.95	G	
CR250	99-00	PRO111	61.95	G	
CR250	01	PRO146	61.95	B	
CR250	02	PRO163	69.95	G	
CR250	04	PRO200	69.95	B	
CR250	05-07	PRO215	61.95	G	
CR450	All	PRO44	61.95	G	
CR480	All	PRO44	61.95	G	
CR500	89-01	PRO56	69.95	G	

<b>HUSQVARNA</b>					
CR/WR125	95-04	PRO46	61.95	B	
CR/WR250	99-05	PRO02	61.95	G	

<b>KAWASAKI</b>					
KX60	83-04	PRO73	51.95	G	
KX65	00-16	PRO139	51.95	B	
KX80	88-00	PRO59	56.95	G	
KX85/100	01-16	PRO212	56.95	B	
KX100	95-00	PRO59	56.95	G	
KX125	82-93	PRO52	61.95	B	
KX125	94-98	PRO03	61.95	B	
KX125	99-00	PRO127	61.95	G	
KX125	01-02	PRO152	61.95	G	
KDX200/220	All	PRO44	61.95	G	

MODEL	YEAR	PART #			
<b>KAWASAKI CONTINUED</b>					
KX250	83-88	PRO45	69.95	G	
KX250	89-96	PRO04	69.95	G	
KX250	97	PRO72	61.95	B	
KX250	98	PRO107	61.95	B	
KX250	99	PRO124	61.95	G	
KX250	00-02	PRO134	61.95	BA	
KX250	04	PRO206	61.95	B	
KX250	05-07	PRO216	61.95	G	
KX500	86-04	PRO45	69.95	G	

<b>KTM</b>					
50 Adv/Adv Sr	01-08	PRO112	51.95	G	
50 PRO Jr/Sr	01-08	PRO112	51.95	G	
65SX	98-08	PRO112	51.95	G	
125SX/EXC	84-98	PRO10	61.95	B	
125SX/EXC	99-00	PRO113	61.95	G	
125SX/EXC	01-03	PRO154	61.95	G	
200EXC	98	PRO10	61.95	B	
200EXC/XC	99-06	PRO113	61.95	G	
200EXC/XC	07-16	PSR87	64.95	B	
200SX	03-05	PRO154	61.95	G	
250SX/EXC	82-98	PRO11	61.95	B	
250SX	99-01	PRO114	61.95	G	
250EXC	99-03	PRO114	61.95	G	
300EXC	90-98	PRO11	61.95	B	
300EXC	99-03	PRO114	61.95	G	
360SX/EXC	96-97	PRO11	61.95	B	
380SX/EXC	98	PRO11	61.95	B	
380SX/EXC	99-02	PRO114	61.95	G	

<b>SUZUKI</b>					
RM60	03-04	PRO73	51.95	G	
RM65	03-05	PRO139	51.95	B	

MODEL	YEAR	PART #			
<b>SUZUKI CONTINUED</b>					
RM80	89-01	PRO61	56.95	G	
RM85	02-16	PRO164	56.95	G	
RM100	03-05	PRO212	56.95	B	
RM125	89	PRO46	61.95	B	
RM125	90-98	PRO05	61.95	B	
RM125	99-00	PRO125	61.95	G	
RM125	01-02	PRO149	61.95	B	
RM125	04-08	PRO208	61.95	B	
RM250	81-86	PRO45	69.95	G	
RM250	87-88	PRO44	61.95	G	
RM250	91-92	PRO47	61.95	B	
RM250	93-95	PRO06	61.95	B	
RM250	96-97	PRO07	61.95	B	
RM250	98-00	PRO97	61.95	G	
RM250	01	PRO151	61.95	G	
RM250	02	PRO175	61.95	G	
RM250	04-08	PRO210	61.95	G	
RMX250	93-98	PRO06	61.95	B	

<b>YAMAHA</b>					
YZ80	93-01	PRO58	56.95	G	
YZ85	02-16	PRO165	56.95	G	
YZ125	80-87	PRO49	61.95	B	
YZ125	88-92	PRO53	61.95	B	
YZ125	93	PRO49	61.95	B	
YZ125	94-99	PRO08	61.95	G	
YZ125	04	PRO202	61.95	B	
YZ125	05-16	PRO217	61.95	G	
WR/YZ250	90-96	PRO09	61.95	B	
YZ250	97-98	PRO64	61.95	B	
YZ250	99-00	PRO126	61.95	G	
YZ250	01-02	PRO157	61.95	G	
YZ250	05-16	PRO218	61.95	G	
YZ250X	16	PRO218	61.95	G	



## DIRT BIKE V-FORCE 3 REEDS

The VForce3 was developed with direct feedback from riders such as Factory Honda's Ricky Carmichael and Factory Kawasaki's James Stewart. There is no substitute for working with world class athletes in product development and testing.



- Symmetrical petal
- Super Quick petals changes
- Custom Air Guides
- Advanced composite technology
- Redesigned Reed stops
- Airfoil technology



MODEL	YEAR	PART NUMBER		PETAL KIT		GASKET		
<b>HONDA</b>								
CR 80/85 VForce3i Cage Only	All	306012	158.95 A	306027	64.95 B	G81A	4.25 B	
CR 125	87-00, 02	V301A	158.95 A	306029	64.95 B	G01	4.25 B	
	01	V301B	158.95 A	306029	64.95 B	G01	4.25 B	
	03-04	V311A	158.95 A	306030	64.95 B	G01B	4.25 B	
	05-08	V321A	158.95 A	306029	64.95 B	G321	4.25 B	
CR 250	86-01	V305A	158.95 A	3P682M	68.95 B	G05	4.25 B	
	02	V315A	158.95 A	3P682M	68.95 B	G05A	4.25 B	
	03-04	V315B	158.95 A	3P682M	68.95 B	G05A	4.25 B	
	05-08	V325A	158.95 A	306029	64.95 B	G05A	4.25 B	
CR 500	86-01	306013	158.95 A	306031	64.95 B	306041	4.25 B	
<b>SUZUKI</b>								
RM 65	ALL	V364A	158.95 A	306032	64.95 B	G364	4.25 B	
RM 80/85	ALL	-----		306028	64.95 B	G83A	4.25 B	
VForce3i RM 85	All	306014	168.95 A	306027	64.95 B	G83A	4.25 B	
RM 100	ALL	V384A	158.95 A	306033	64.95 B	G84A	4.25 B	
RM 125	89-08	V302B	158.95 A	306029	64.95 B	G02	4.25 B	
RM 250	96,97,03-08	V307A	158.95 A	3P682M	68.95 B	G07	4.25 B	
	98-02	306015	158.95 A	-----		306042	4.25 B	
	89-93	V3110A	158.95 A	3P682M	68.95 B	G110	4.25 B	
	89-99	V3110A	158.95 A	3P682M	68.95 B	G110	4.25 B	
RMX 250								
<b>KAWASAKI</b>								
KX 60/65	ALL	V364A	158.95 A	306032	64.95 B	G364	4.25 B	
KX 80/85/100	ALL	V384A	158.95 A	306033	64.95 B	G84A	4.25 B	
KX 125	93-00	-----		-----		306043	4.25 B	
	01-02	306017	158.95 A	306030	64.95 B	306043	4.25 B	
	03-08	V303A	158.95 A	306030	64.95 B	G03B	4.25 B	
KX 250	05-08	V307B	158.95 A	3P682M	68.95 B	G07	4.25 B	
	87-04	V308A	158.95 A	3P682M	68.95 B	G08	4.25 B	
KX 500	87-03	306018	158.95 A	3P794	64.95 B	306044	4.25 B	
KDX 200/220	ALL	V313A	158.95 A	3P682M	68.95 B	306043	4.25 B	
<b>YAMAHA</b>								
YZ 85	93-01	V382A	158.95 A	306028	64.95 B	G82A	4.25 B	
VForce3i YZ 85	02-15	306019	168.95 A	306027	64.95 B	G82A	4.25 B	
YZ 125	95-04	V302A	158.95 A	306029	64.95 B	G02	4.25 B	
	05-15	V304A	158.95 A	306029	64.95 B	306045	4.25 B	
YZ 250	97-15	V307A	158.95 A	3P682M	68.95 B	G07	4.25 B	
	89-96	306020	158.95 A	3P682M	68.95 B	G03B	4.25 B	
<b>KTM</b>								
50 (Except Senior 01' & older Aircooled)	ALL	V351A	148.95 A	306036	64.95 B	G351	4.25 B	
65 SX	ALL	V351B	148.95 A	306037	64.95 B	G351	4.25 B	
85 SX/105	THRU 2007	-----		306028	64.95 B	G385	4.25 B	
85 SX/105	THUR 2007	V385A	158.95 A	306027	64.95 B	G385	4.25 B	
125 SX/EXC	ALL	306021	158.95 A	306030	64.95 B	G306	4.25 B	
200-380 XC/MXC/EXC	94-99	306022	158.95 A	3P682M	68.95 B	G306	4.25 B	
250EXC 300-380SX/MXC/EXC	00	306022	158.95 A	3P682M	68.95 B	G306	4.25 B	
380 ALL	01	306022	158.95 A	3P682M	68.95 B	G306	4.25 B	
200/380 ALL	02	306022	158.95 A	3P682M	68.95 B	G306	4.25 B	
200 ALL	03	306022	158.95 A	3P682M	68.95 B	G306	4.25 B	
250SX	00	V306A	158.95 A	3P682M	68.95 B	G306	4.25 B	
200/250/300 ALL	01	V306A	158.95 A	3P682M	68.95 B	G306	4.25 B	
250/300 ALL (2002 SX only)	02-03	V306A	158.95 A	3P682M	68.95 B	G306	4.25 B	
*250SX	03	-----		306029	64.95 B	G160	4.25 B	
*250/300 EXC/MXC	04-06	-----		306029	64.95 B	G160	4.25 B	
*250SX VFORCE4	03	V417A	158.95 A	306038	64.95 B	G160	4.25 B	
*250/300 EXC/MXC VFORCE4	04-06	V417A	158.95 A	306038	64.95 B	G160	4.25 B	
*REQUIRES 2004 250 SX INTAKE BOOT								
250SX VFORCE4	04-15	V417A	158.95 A	306038	64.95 B	G160	4.25 B	
250/300 EXC/MXC VFORCE4	07-15	V417A	158.95 A	306038	64.95 B	G160	4.25 B	
<b>GAS GAS</b>								
125cc		V302A	158.95 A	306029	64.95 B	G02	4.25 B	
250cc		V305A	158.95 A	3P682M	68.95 B	G05	4.25 B	

- accessories
- body
- handlebar & grips
- cables & levers
- exhaust
- engine
- fuel & intake**
- electrical & ignition
- clutch
- drive
- bearings
- brakes
- steering & suspension
- tires
- tools & shop

- accessories
- body
- handlebar & grips
- cables & levers
- exhaust
- engine
- fuel & intake**
- electrical & ignition
- clutch
- drive
- bearings
- brakes
- steering & suspension
- tires
- tools & shop

## AIR4ORCE TUNABLE INTAKE SYSTEM



- The AIR4ORCE tunable intake system by Moto Tassinari completely replaces your stock air intake boot with one that is custom designed to allow maximum air volume
- Adjust for different types of tracks/riding, such as motocross or supercross which often require the power in different places.
- Included with each AIR4ORCE are two interchangeable velocity stacks:  
 Long velocity stack: Increased stock power curve, with better acceleration  
 Short velocity stack: Stronger mid-to-top power, with better acceleration.


KTM				
250 SX-F	2011-2012	306004	299.45	A
KAWASAKI				
KX250F	2009-2010	306009	299.45	A
KX250F	2011	306010	299.45	A

## THUNDER PRODUCTS

### TOTAL PERFORMANCE INTAKE (TPI Valve)

#### TPI VALVES

- Have an adjustable, filtered airbox opening all the time!
- ATVs, Dirt Bikes and Snowmobiles
- Change of altitude and temperature can be compensated for in the middle of your ride
- Open to the leanest position or close completely to the richest position or somewhere in between



#### TYPICAL MOUNTS



RX-1 LOW BOY



POLARIS KNOBBY



A/C KNOBBY

KNOBBY VALVE	DIRT FINE FILTER	SNO COARSE FILTER
SINGLE	----	TP1C 16.95 E
TWIN	TP2F 33.95 G	TP2C 33.95 G
TRIPLE	TP3F 50.95 G	TP3C 50.95 G

- 2 stroke = 1 valve per 200 cc, provides tuning of up to 3 jet sizes
- 4 stroke = 1 valve per 300 cc, provides tuning of up to 3 jet sizes

These valves are easily installed using 2 small screws, and the foam filter can be taken out for cleaning. A fine filter for ATV and dirt conditions and a coarse filter for snowmobiling applications are available.

## FILTERED AIR VENTS



Foam Filtered Air Vents increase the pre-filtered air supply to the airbox. The foam filter element may be cleaned and re-oiled. For Street, Dirt, ATVs etc.

UFV6	6 per pkg.	12.95	L
------	------------	-------	---



## SLP "POWER PACK" FOR TWO AND FOUR-STROKE MOTORCYCLES

Let SLP's Power Pack deliver a violent burst of low end horsepower like you've never experienced before. The power Pack maximizes your power from bottom to top end by utilizing this new technology, through a series of venture dividers placed in the carburetor to increase air velocity at different throttle positions. This increased velocity results in better fuel atomization which in turn delivers instant throttle response, improved low end through midrange horsepower and improves fuel economy.

Easy to install and tune, the increase in throttle response is so significant that a firm grip on the handlebars is mandatory.

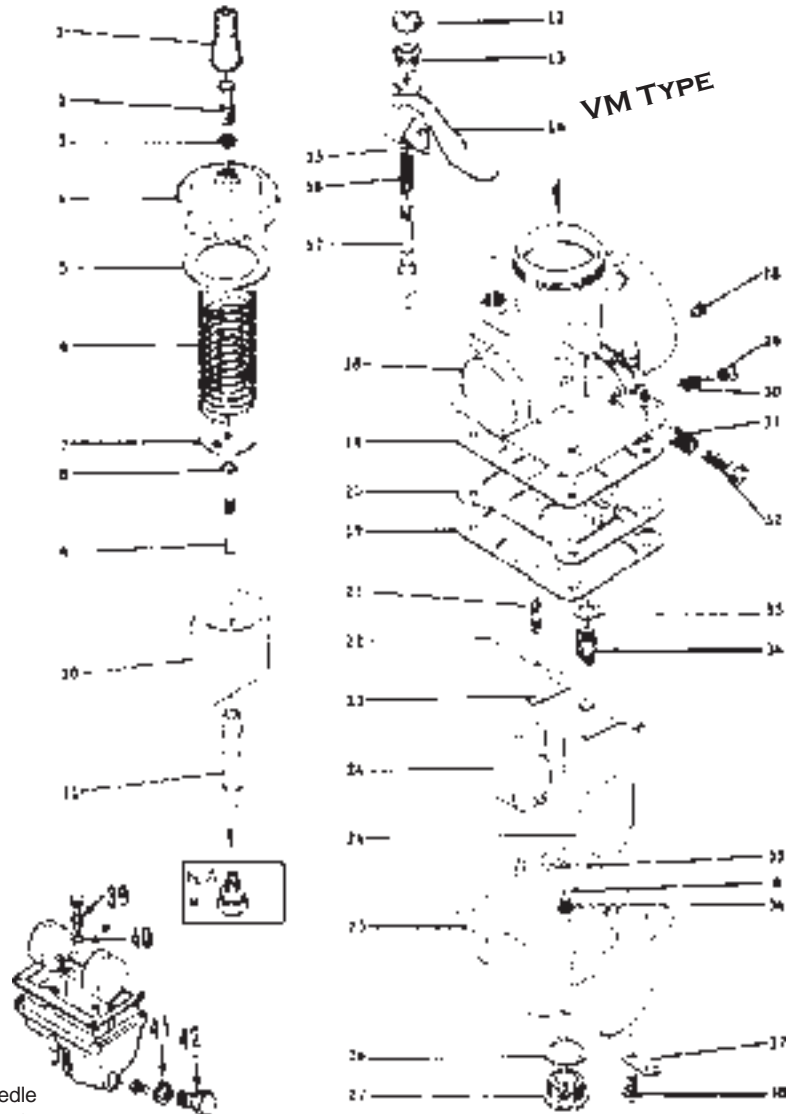
HONDA				
CRF 250 R/X	04-05	SP14275	27.50	A



## CARBURETOR PARTS & ACCESSORIES

●	1.	RUBBER CAP, THROTTLE CABLE
●	2.	CABLE ADJUSTER
●	3.	LOCKNUT, CABLE ADJUSTER
●	4.	TOP, MIXING CHAMBER
●	5.	GASKET, MIXING CHAMBER TOP
●	6.	SPRING, THROTTLE VALVE
●	7.	PLATE, NEEDLE RETAINER
●	8.	"E" RING
●	9.	NEEDLE
●	10.	THROTTLE VALVE
●	11.	NEEDLE JET
●	12.	RUBBER CAP, STARTING SYSTEM
●	13.	FITTING, STARTING SYSTEM PLUNGER
●	14.	LEVER ASSY., STARTING SYSTEM
●	15.	LEAF SPRING, LEVER POSITIONING
●	16.	SPRING, STARTER PLUNGER
●	17.	PLUNGER, STARTING SYSTEM
●	18.	BODY, MIXING CHAMBER
●	19.	GASKET, FLOAT CHAMBER
●	20.	BAFFLE PLATE, FLOAT CHAMBER
●	21.	PILOT JET
●	22.	PIN, FLOAT ARM HINGE
●	23.	FLOAT ARM
●	24.	FLOAT
●	25.	FLOAT CHAMBER
●	26.	GASKET, FLOAT CHAMBER PLUG
●	27.	PLUG, FLOAT CHAMBER
●	28.	AIR CORRECTION JET
●	29.	SCREW, AIR ADJUSTING
●	30.	SPRING, AIR ADJUSTING SCREW
●	31.	SPRING, IDLE ADJUSTING SCREW
●	32.	SCREW, IDLE ADJUSTING
●	33.	GASKET, NEEDLE & SEAT ASSY.
●	34.	NEEDLE & SEAT ASSY.
●	35.	CUP, FUEL RETAINING
●	36.	MAIN JET
●	37.	PLATE, VENT TUBE RETAINING
●	38.	SCREW, FLOAT CHAMBER
●	39.	NEEDLE JET SETTER
●	40.	JET SETTER O-RING
●	41.	BANJO BOLT WASHER
●	42.	BANJO BOLT
●	43.	FLANGE O-RING (FOR Z/F CARBS - NOT SHOWN)

### EXPLODED VIEW



### MIKUNI VM STYLE

These carburetors come with cable type choke and 1.5 needle and seat. **NOTE:** To convert any of these Mikuni Carbs to Lever Type order **VMLCK** ( 26.95 L) (Genuine).

CARB #	SIZE	MAIN JET	Pilot JET	Needle Jet	Jet Needle	Throttle Valve	Main Air Jet	Needle Valve
	MM.	(4/042)	(VM22/210)	(Series #)		(PART #)	(PART #)	(PART #)
VM30S	104.95 L	30MM	HJ270	PJ35	NJ159Q0	JN6DH2	2.0	2.5
STD (30-164)						BODY	VM281635	
VM32S*	119.95 L	32MM	HJ280	PJ35	NJ159Q0	JN6DH4	2.5	2.5
(32-282)						BODY	VM281635	1.5
VM34S	107.95 L	34MM	HJ330	PJ30	NJ159Q0	JN6DH3	2.5	2.5
(34-389)						BODY	VM281635	1.5
VM36S	123.95 E	36MM	HJ330		NJ159Q5	JN6DH3	2.5	---
							VM281635	1.5
VM38S	123.95 L	38MM	HJ360	PJ40	NJ166Q0	JN6DH3	2.5	2.5
(38-21)						VM382425	BODY	VM281635
VM44S	148.95 L	44MM	HJ540	PJ35	NJ224AA5	JN7DH2	1.5	AJ07
(44-7)						VM400215	BS3097	VM281635



\* If VM32S is out of stock, VM32S-2 may be used in its place. Does not include rubber throttle cable cap (part #VM2646), cable adjuster (part #M2114), locknut cable adjuster (part #B30247), or a threaded hole in mixing chamber cap (part #VM3427). These items must be purchased separately if needed.

- accessories
- body
- handlebar & grips
- cables & levers
- exhaust
- engine
- fuel & intake**
- electrical & ignition
- clutch
- drive
- bearings
- brakes
- steering & suspension
- tires
- tools & shop



## CARBURETOR PARTS & ACCESSORIES

### REPLACEMENT PARTS FOR STANDARD VM STYLE CARBURETOR

ITEM	VM24	VM26	VM28	VM30	VM32	VM34	VM36	VM38	VM40	VM44
1	VM2646	VM2646	VM2646	VM2646	VM2646	VM2646	VM2646	VM2646	VM2646	VM2646
2	M2114	M2114	M2114	M2114	M2114	M2114	M2114	M2114	M2114	M2114
3	B30247	B30247	B30247	B30247	B30247	B30247	B30247	B30247	B30247	B30247
4	VM2656	VM2656	VM2656	VM2656	VM2656	VM2656	VM2656	VM2656	VM2656	VM2656
5	VM24495	VM24495	VM2828	VM2828	VM3450	VM3450	VM3450	VM3450	VM3450	VM3450
6	VM26654	VM26654	VM26654	VM26654	VM26654	VM26654	VM26654	VM26654	VM26654	VM26654
7	VM20369	VM20369	VM20369	VM20369	VM20369	VM20369	VM20369	VM20369	VM20369	VM20369
8	VM20369	VM20369	VM20369	VM20369	VM20369	VM20369	VM20369	VM20369	VM20369	VM20369
9	VM20369	VM20369	VM20369	VM20369	VM20369	VM20369	VM20369	VM20369	VM20369	VM20369
10	VM20455	VM20455	VM20455	VM20455	VM20455	VM20455	VM20455	VM20455	VM20455	VM20455
11	VM20455	VM20455	VM20455	VM20455	VM20455	VM20455	VM20455	VM20455	VM20455	VM20455
12	VM20455	VM20455	VM20455	VM20455	VM20455	VM20455	VM20455	VM20455	VM20455	VM20455
13	VM20456	VM20456	VM20456	VM20456	VM20456	VM20456	VM20456	VM20456	VM20456	VM20456
14	VM28124	VM28124	VM28124	VM28124	VM28124	VM28124	VM28124	VM28124	VM28124	VM28124
15	VM3217	VM3217	VM3217	VM3217	VM3217	VM3217	VM3217	VM3217	VM3217	VM3217
16	VM1642	VM1642	VM1642	VM1642	VM1642	VM1642	VM1642	VM1642	VM1642	VM1642
17	VM4444	VM4444	VM4444	VM4444	VM4444	VM4444	VM4444	VM4444	VM4444	VM4444
18	VM2618	VM2618	VM2618	VM2618	VM2618	VM2618	VM2618	VM2618	VM2618	VM2618
19	VM2618	VM2618	VM2618	VM2618	VM2618	VM2618	VM2618	VM2618	VM2618	VM2618
20	VM2622	VM2622	VM2622	VM2622	VM2622	VM2622	VM2622	VM2622	VM2622	VM2622
21	VM2859	VM2859	VM2859	VM2859	VM2859	VM2859	VM2859	VM2859	VM2859	VM2859
22	VM2474	VM2474	VM2474	VM2474	VM2474	VM2474	VM2474	VM2474	VM2474	VM2474
23	VM2436	VM2436	VM2436	VM2436	VM2436	VM2436	VM2436	VM2436	VM2436	VM2436
24	VM2436	VM2436	VM2436	VM2436	VM2436	VM2436	VM2436	VM2436	VM2436	VM2436
25	VM28134	VM28134	VM28134	VM28134	VM28134	VM28134	VM28134	VM28134	VM28134	VM28134
26	VM28133	VM28133	VM28133	VM28133	VM28133	VM28133	VM28133	VM28133	VM28133	VM28133
27	VM20214	VM20214	VM20214	VM20214	VM20214	VM20214	VM20214	VM20214	VM20214	VM20214
28	M1246	M1246	M1246	M1246	M1246	M1246	M1246	M1246	M1246	M1246
29	VM20214	VM20214	VM20214	VM20214	VM20214	VM20214	VM20214	VM20214	VM20214	VM20214
30	M1246	M1246	M1246	M1246	M1246	M1246	M1246	M1246	M1246	M1246
31	VM24224	VM24224	VM24224	VM24224	VM24224	VM24224	VM24224	VM24224	VM24224	VM24224
32	VM2625	VM2625	VM2625	VM2625	VM2625	VM2625	VM2625	VM2625	VM2625	VM2625
33	VM2625	VM2625	VM2625	VM2625	VM2625	VM2625	VM2625	VM2625	VM2625	VM2625
34	VM28228	VM28228	VM28228	VM28228	VM28228	VM28228	VM28228	VM28228	VM28228	VM28228
35	VM28228	VM28228	VM28228	VM28228	VM28228	VM28228	VM28228	VM28228	VM28228	VM28228
36	VM15164	VM15164	VM15164	VM15164	VM15164	VM15164	VM15164	VM15164	VM15164	VM15164
37	CW20416	CW20416	CW20416	CW20416	CW20416	CW20416	CW20416	CW20416	CW20416	CW20416
38	VM2879	VM2879	VM2879	VM2879	VM2879	VM2879	VM2879	VM2879	VM2879	VM2879
39	VM2653	VM2653	VM2653	VM2653	VM2653	VM2653	VM2653	VM2653	VM2653	VM2653
40	VM3204	VM3204	VM3204	VM3204	VM3204	VM3204	VM3204	VM3204	VM3204	VM3204
41	VM26124	VM26124	VM26124	VM26124	VM26124	VM26124	VM26124	VM26124	VM26124	VM26124
42	VM24286	VM24286	VM24286	VM24286	VM24286	VM24286	VM24286	VM24286	VM24286	VM24286
43	VM24475	VM24475	VM24475	VM24475	VM24475	VM24475	VM24475	VM24475	VM24475	VM24475



DIRT BIKE

## CARBURETOR PARTS & ACCESSORIES

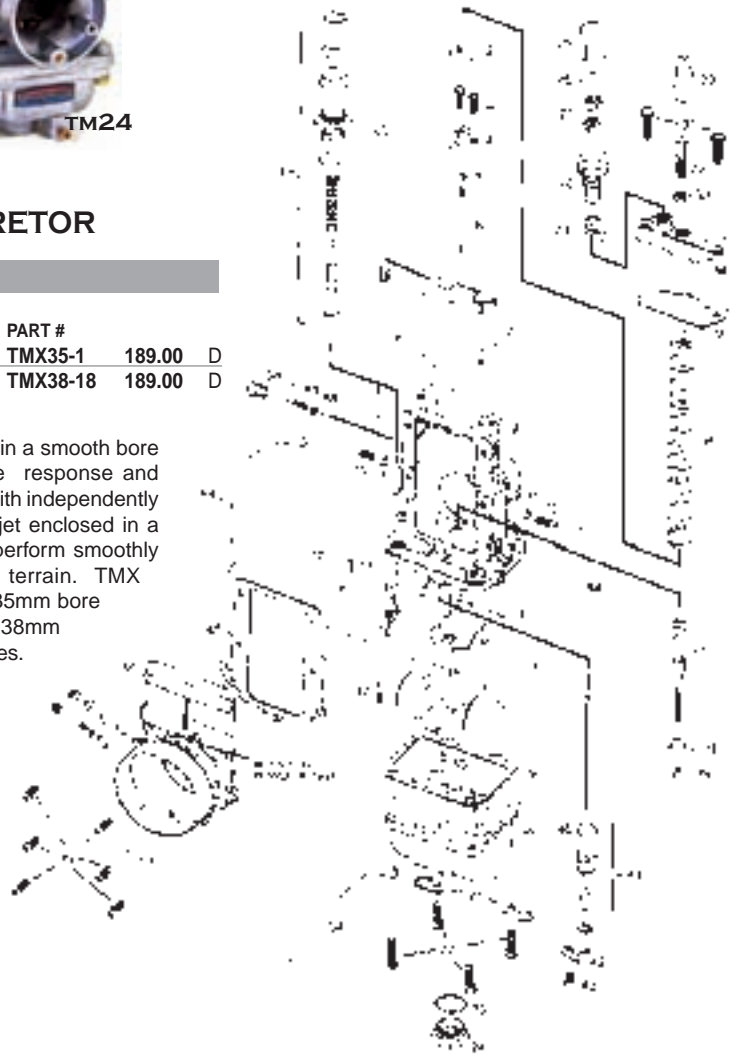
### TM SERIES CARBURETOR

Carburetor Description	Main Jet	Pilot Jet	Needle Jet	Jet Needle	Throttle Valve	Air Jet	PART #		
TM24-8001	4/042 130	VM22/210 15	454 Q-0	5N13	832-30006 3.0	.6	<b>TM24</b>	<b>147.00</b>	D
TM32-1	4/042 250	VM22/210 45	389 Q-2	5FP17	832-39012 4.0	None	<b>TM32-1</b>	<b>180.00</b>	D
TM34-2	4/042 280	VM22/210 50	389 Q-2	5FP17	832-39012 4.0	None	<b>TM34-2</b>	<b>180.00</b>	D
TM36-2	4/042 280	VM22/210 50	389 Q-6	6FJ40	832-43002a 4.0	None	<b>TM36-2</b>	<b>189.00</b>	D
TM38-85/47mm*	4/042 230	VM22/210 22.5	389 Q-2	6FJ41	832-43011 4.0	None	<b>TM38-85</b>	<b>189.00</b>	D

\* SPIGOT O.D.



### TYPICAL EXPLODED VIEW TM FLAT SLIDE CARBURETOR



### TMX35/38MM CARBURETORS FOR DIRT BIKES AND ATV SERIES CARBURETOR


#### STANDARD SETTINGS

Carb No.	Main Jet	Pilot Jet	Jet Needle	Throttle Valve	PART #		
TMX35-1	350	20	6EN11-53	999-832-014-6.0	<b>TMX35-1</b>	<b>189.00</b>	D
TMX38-18	370	20	6EJ12-55	999-832-014-3.5	<b>TMX38-18</b>	<b>189.00</b>	D



The TMX features a flat slide design in a smooth bore Venturi to provide improved throttle response and wider powerband. The float system with independently moving floats, working with a main jet enclosed in a baffle chamber, allows the TMX to perform smoothly without hesitation on the roughest terrain. TMX Series Carburetors are available in 35mm bore sizes for 125cc race engines, and in 38mm bore sizes for use in 250cc race engines.

Mikuni TMX Series Carburetors are intended for off-road riding and racing use only. Not legal for sale or use in California or other locations where similar pollution laws may apply.



### POWER JET KIT

Power Jet Kits are used in two-stroke engine applications to improve midrange throttle response and add additional fuel to wide open throttle running conditions, especially with snowmobile clutches. Kits may be installed easily on Mikuni TM and VM Series carburetors.

- accessories
- body
- handlebar & grips
- cables & levers
- exhaust
- engine
- fuel & intake**
- electrical & ignition
- clutch
- drive
- bearings
- brakes
- steering & suspension
- tires
- tools & shop



## MIKUNI TM CARBURETOR PARTS LIST

- accessories
- body
- handlebar & grips
- cables & levers
- exhaust
- engine
- fuel & intake**
- electrical & ignition
- clutch
- drive
- bearings
- brakes
- steering & suspension
- tires
- tools & shop

<p><b>1. COMPLETE STARTER SYSTEM</b>  <b>VM28116</b> 8.14 D TM28 Lever Type  <b>VM2947</b> 9.98 L TM32,34,36,38</p> <p><b>2. NYLON RING</b>  <b>VM38153</b> 3.85 L TM36,38</p> <p><b>3. SCREWS</b>  <b>CW2310</b> 1.25 L TM32-38</p> <p><b>4. CABLE CONNECTOR</b>  <b>VM38152</b> 9.02 L TM36,38</p> <p><b>5. NEEDLE POSITIONING CLIP</b>  <b>VM20369</b> 1.42 L All TM Series</p> <p><b>6. JET NEEDLE</b> (see chart)</p> <p><b>7. THROTTLE VALVE</b> (not available)</p> <p><b>8. IDLE ROD</b>  <b>VM38159</b> 9.37 L TM36,38                      (not applicable for TM28 thru TM34)</p> <p><b>9. MIXING CHAMBER TOP</b> (not available)</p> <p><b>10. SCREW, Jet Block</b>  <b>VM38132</b> 3.63 L All TM Series</p> <p><b>11. WASHER</b>  <b>VM34274</b> 0.78 L All TM Series</p> <p><b>12. JET BLOCK</b>  <b>VM38144</b> 12.00 D TM38 (Left)</p> <p><b>13. VM38145</b> 14.41 D TM38 (Right)</p> <p><b>14. FLOAT PIN</b>  <b>VM30160</b> 2.37 L All TM Series</p> <p><b>15. FLOAT ARM</b>  <b>VM3615</b> 8.36 L TM32,34,36,38                      (TM28 not applicable)</p> <p><b>16. CAP, Float Guide Pin</b>  <b>VM2642</b> 0.78 L All TM Series</p> <p><b>17. PILOT JET</b> (see chart)                      VM22/210 series</p> <p><b>18. FLOAT</b>  <b>VM24236</b> 11.71 L TM32,34,36,38</p> <p><b>19. GASKET, Float Chamber</b> TM32,34,36,38  <b>VM34374</b> 5.10 L TM32</p> <p><b>20. FLOAT CHAMBER BODY ASSEMBLY</b>  <b>VM320240</b> sold out TM36,38</p> <p><b>21. PLATE, Hose Retaining</b> (not available)</p> <p><b>22. SCREW</b>  <b>CW20416</b> 1.10 L TM28  <b>CW20516</b> 1.37 L TM32,34,36,38</p> <p><b>23. O-RING</b>  <b>VM26227</b> 2.15 L TM28  <b>VM28254</b> 2.40 L TM32,34,36,38</p>	<p><b>24. DRAIN PLUG</b>  <b>VM28817</b> 8.27 L TM28  <b>VM28253</b> 8.36 L TM32,34,36,38</p> <p><b>25. CAP, Idle Adjuster</b>  <b>VM3540</b> 3.63 L TM36,38                      (not applicable for TM28 thru TM34)</p> <p><b>26. PACKING</b>  <b>N138077</b> 1.78 L TM36,38</p> <p><b>27. NUT</b>  <b>N204</b> 0.78 L TM36,38                      (not applicable for TM 29 thru TM34)</p> <p><b>28. IDLE ADJUSTER</b>  <b>VM68001</b> 12.93 L TM36,38                      (not applicable for TM28 thru TM34)</p> <p><b>29. NUT</b>  <b>BDC3635</b> 1.25 L TM36,38                      (not applicable for TM28 thru TM34)</p> <p><b>30. RUBBER CAP</b>  <b>VM2646</b> 2.37 L TM28  <b>VM18228</b> 4.07 L TM32 thru TM38</p> <p><b>31. SCREW w/LOCKWASHER</b>  <b>CW2412</b> 1.25 L All TM Series</p> <p><b>32. CABLE ADJUSTER</b>  <b>VM3683</b> 7.91 L TM32,34,36,38</p> <p><b>33. LOCKNUT</b>                      sold out All TM Series</p> <p><b>34. MIXING CHAMBER TOP</b>  <b>VM19002</b> 30.36 L TM36,38                      (not applicable to TM28 thru TM34)</p> <p><b>35. GASKET, Top</b>  <b>VM281045</b> 4.90 L TM28  <b>VM38127</b> 3.70 L TM36,38                      (not applicable for TM32 and TM34)</p> <p><b>36. SPRING, Throttle Valve</b>  <b>VM15001</b> 7.95 L TM28  <b>VM16003</b> 9.37 L TM36,38</p> <p><b>37. NEEDLE JET</b> (see chart)                      #175 Series TM28                      #389 Series TM32,34,36,38</p> <p><b>38. RING, Main Jet</b>  <b>VM28429</b> 10.21 L TM28  <b>VM34454</b> 3.85 L TM32,34,36,38</p> <p><b>39. MAIN JET 4/042</b> (see chart)</p> <p><b>40. O-RING</b>  <b>VM24559</b> 2.70 L TM28  <b>KV10</b> 2.70 L TM32,34,36,38</p> <p><b>41. NEEDLE VALVES</b>  <b>VM2455725</b> 2.5 24.46 L TM28  <b>VM4601115</b> 1.5 23.37 L TM32,34,36,38  <b>VM4601118</b> 1.8 23.37 L  <b>VM4601120</b> 2.0 23.37 L  <b>VM4601133</b> 3.3 23.37 L  <b>VM4601135</b> 3.5 23.37 L  <b>VM4601130</b> 3.0 23.37 L                      SIZE</p>	<p><b>42. PLATE, Needle Valve</b>  <b>VM24560</b> 2.52 L All TM Series</p> <p><b>43. SCREW</b>  <b>C20408</b> 0.78 L TM28  <b>C20406</b> 1.08 L TM32,34,36,48</p> <p><b>44. VENT HOSE</b></p> <p><b>45. GASKET, Front Cover</b>  <b>VM281044</b> 4.07 L TM28</p> <p><b>46. FRONT BODY, Air Intake</b> (not available)</p> <p><b>47. BOLT</b> (not available)</p> <p><b>48. SCREW</b>  <b>CW2412</b> 1.25 L All TM Series</p> <p><b>49. AIR SCREW, Pilot</b>  <b>VM20584</b> 5.32 L TM24,28  <b>VM24622</b> 3.95 L TM32,34,36,38</p> <p><b>50. SPRING, Pilot Air Screw</b>  <b>M1246</b> 1.79 L All TM Series</p> <p><b>51. WASHER, Pilot Air Screw</b>  <b>VM1233</b> 1.25 L TM32,34,36,38                      (not applicable for TM28)</p> <p><b>52. O-RING, Pilot Air Screw</b>  <b>VM133037</b> 1.63 L All TM Series                      (not applicable for TM38)</p> <p><b>53. AIR JET BS30/97 series</b> (see chart)</p> <p><b>54. OVERFLOW HOSE</b></p> <p><b>55. STARTER JET</b>  <b>VM100215 #15</b> 3.45 L TM28  <b>VM100220 #20</b> 4.15 L  <b>VM100240 #40</b> 4.15 L  <b>VM100260 #60</b> 4.15 L TM32  <b>VM100280 #80</b> sold out TM34,36  <b>VM1002100 #100</b> 4.15 L</p> <p><b>56. IDLE STOP SCREW</b>  <b>VM27002</b> 4.77 L TM24,28  <b>VM160003</b> 4.90 L TM32,34</p> <p><b>57. SPRING, Idle Screw</b>  <b>VM15112</b> 1.63 L TM24,28  <b>VM24556</b> 1.25 L TM32,34</p> <p><b>58. O-RING</b>  <b>VM1475</b> 2.37 L TM28,24</p> <p><b>59. WASHER</b>  <b>VM1487</b> 0.75 L TM28                      (not applicable for TM32,34,36,38)</p>
--	--	--



## CARBURETOR PARTS & ACCESSORIES

### HEX MAIN JETS

- Mikuni # 4/042
- Large hex type
- Used in most Mikuni carburetors
- When ordering add HJ to jet size
- Fuel flow grams/min.



PART #	JET SIZE	
HJ50	4.15 L	50
HJ60	4.15 L	60
HJ70	4.15 L	70
HJ80	4.15 L	80
HJ90	4.15 L	90
HJ100	4.15 L	100
HJ110	4.15 L	110
HJ120	4.15 L	120
HJ130	4.15 L	130
HJ140	4.15 L	140
HJ150	4.15 L	150
HJ160	4.15 L	160
HJ170	4.15 L	170
HJ180	4.15 L	180
HJ190	4.15 L	190
HJ200	4.15 L	200
HJ210	4.15 L	210
HJ220	4.15 L	220
HJ230	4.15 L	230
HJ240	4.15 L	240
HJ250	4.15 L	250
HJ260	4.15 L	260
HJ270	4.15 L	270
HJ280	4.15 L	280
HJ290	4.15 L	290
HJ300	4.15 L	300
HJ310	4.15 L	310
HJ320	4.15 L	320
HJ330	4.15 L	330
HJ340	4.15 L	340
HJ350	4.15 L	350

**POLARIS OEM EQUIVALENT**  
For Reference Only  
540 = 510N      650 = 540N  
560 = 520N      660 = 550N  
600 = 530N      700 = 560N

PART #	JET SIZE	
HJ360	4.15 L	360
HJ370	4.15 L	370
HJ380	4.15 L	380
HJ390	4.15 L	390
HJ400	4.15 L	400
HJ410	4.15 L	410
HJ420	4.15 L	420
HJ430	4.15 L	430
HJ440	4.15 L	440
HJ450	4.15 L	450
HJ460	4.15 L	460
HJ470	4.15 L	470
HJ480	4.15 L	480
HJ490	4.15 L	490
HJ500	4.15 L	500
HJ540	4.15 L	540
HJ560	4.15 L	560
HJ580	4.15 L	580
HJ600	4.15 L	600
HJ620	4.15 L	620
HJ640	4.15 L	640
HJ660	4.15 L	660
HJ680	4.15 L	680
HJ700	4.15 L	700
HJ720	4.15 L	720

### LARGE ROUND MAIN JETS

- Mikuni # N100/604
- Large round type
- Sold each



PART #	JET SIZE	
RMJ50	4.15 L	50
RMJ55	4.15 L	55
RMJ60	4.15 L	60
RMJ65	4.15 L	65
RMJ70	4.15 L	70
RMJ75	4.15 L	75
RMJ80	4.15 L	80
RMJ85	4.15 L	85
RMJ90	4.15 L	90
RMJ95	4.15 L	95
RMJ100	4.15 L	100
RMJ102.5	4.15 L	102.5
RMJ105	4.15 L	105
RMJ107.5	4.15 L	107.5
RMJ110	4.15 L	110
RMJ112.5	4.15 L	112.5
RMJ115	4.15 L	115
RMJ117.5	4.15 L	117.5
RMJ120	4.15 L	120

PART #	JET SIZE	
RMJ122.5	4.15 L	122.5
RMJ125	4.15 L	125
RMJ127.5	4.15 L	127.5
RMJ130	4.15 L	130
RMJ132.5	4.15 L	132.5
RMJ135	4.15 L	135
RMJ137.5	4.15 L	137.5
RMJ140	4.15 L	140
RMJ145	4.15 L	145
RMJ150	4.15 L	150
RMJ155	4.15 L	155
RMJ160	4.15 L	160
RMJ165	4.15 L	165
RMJ170	4.15 L	170
RMJ175	4.15 L	175
RMJ180	4.15 L	180
RMJ185	4.15 L	185
RMJ190	4.15 L	190

### SMALL HEX MAIN JETS

- Mikuni # M10/4
- Small hex type used in Mikuni carburetors
- When ordering add SHJ to jet size

PART #	JET SIZE	
SHJ110	4.15 D	110
SHJ125	4.15 D	125
SHJ140	4.15 D	140
SHJ150	4.15 D	150
SHJ155	4.15 D	155
SHJ160	4.15 D	160
SHJ180	4.15 D	180
SHJ190	4.15 D	190
SHJ200	4.15 D	200



### SMALL ROUND MAIN JETS

- Mikuni # N102/221
- Small round type
- Sold each



PART #	JET SIZE	
SMJ80	4.15 L	80
SMJ85	4.15 L	85
SMJ90	4.15 L	90
SMJ95	4.15 L	95
SMJ100	4.15 L	100
SMJ105	4.15 L	105
SMJ110	4.15 L	110
SMJ115	4.15 L	115

PART #	JET SIZE	
SMJ120	4.15 L	120
SMJ125	4.15 L	125
SMJ130	4.15 L	130
SMJ135	4.15 L	135
SMJ140	4.15 L	140
SMJ145	4.15 L	145
SMJ150	4.15 L	150

### NEEDLE AND SEAT FOR MIKUNI

Replaces VM281635 and fits all carburetors (VM30-44) (Aluminum spigot)



LP07410J 9.95 L ea

### CHOKE CONVERSION KITS

Includes all parts necessary to convert lever operated choke carburetors (30-44mm) to cable operation. (Replaces VMCK).



LP07458 6.95 L ea

- accessories
- body
- handlebar & grips
- cables & levers
- exhaust
- engine
- fuel & intake
- electrical & ignition
- clutch
- drive
- bearings
- brakes
- steering & suspension
- tires
- tools & shop



### JET NEEDLES

26-38 SPIGOT				40-44 SPIGOT				TMX38 FLAT SLIDE				TM36,38 FLAT SLIDE			
JN5DP7	6.64	L	LEAN	JN7DH2	9.01	L	LEAN	JN6EJ12-60	6.64	L	LEAN	JN6FJ41	6.64	L	LEAN
JN5DL31	6.64	L		JN7DH3	9.01	L		JN6EJ12-59	6.64	L		JN6FM46	6.64	L	
JN5F21	6.64	L		JN7F6	9.01	L		JN6EJ12-58	6.64	L		JN6FJ40	6.64	L	
JN5L1	6.64	L		JN7F7	9.01	L	RICH	JN6EJ12-57	6.64	L		JN6DP4	6.64	L	RICH
JN6DH2	6.64	L					JN6EJ12-56	6.64	L						
JN6DH3	6.64	L					JN6EJ12-55	6.64	L						
JN6DH4	6.64	L					JN6EJ12-54	6.64	L						
JN6DH7	6.64	L					JN6EJ12-53	6.64	L	RICH					
JN6DH8	6.64	L													
JN6DP1	6.64	L													
JN6DP4	6.64	L													
JN6DP17	6.64	L													
JN6F4	6.64	L													
JN6F5	6.64	L													
JN6F8	6.64	L													
JN6F9	6.64	L													
JN6F16	6.64	L													
JN6FJ6	6.64	L													
JN6L1	6.64	L													
JN6N1	6.64	L	RICH												

The Jet Needle controls the fuel mixture in the mid-range 1/4-3/4 throttle position. The taper of the needle determines the amount of the fuel. For example: the thinner the diameter of the needle, the more fuel will be drawn. The thicker the diameter of the needle, the less fuel can be drawn.







PART #	JET SIZE	
AJ05	4.15	L 0.5
AJ07	4.15	L 0.7
AJ10	4.15	L 1.0
AJ12	4.15	L 1.2
AJ15	4.15	L 1.5
AJ17	4.15	L 1.7
AJ20	4.15	L 2.0

### AIR JETS

- Mikuni # BS30/97
- Sold each



### PILOT JETS

 <ul style="list-style-type: none"> <li>• Mikuni # VM22/210</li> <li>• Used in most Mikuni Carburetors</li> <li>• Sold each</li> </ul>	 <ul style="list-style-type: none"> <li>• Mikuni # VM28/486</li> <li>• Fits all RS and HS carburetors and late model Suzuki RM/25/25</li> </ul>	 <ul style="list-style-type: none"> <li>• Mikuni # N224.103</li> <li>• OEM for Yamaha Y2, new TMX, BDST</li> </ul>	 <ul style="list-style-type: none"> <li>• Mikuni # BS30/96</li> <li>• Bleed type</li> </ul>																																																																																																																																																																		
<b>VM22/210</b> <table border="1"> <thead> <tr> <th>PART #</th> <th colspan="2">JET SIZE</th> </tr> </thead> <tbody> <tr><td>PJ20</td><td>4.15</td><td>L 20</td></tr> <tr><td>PJ25</td><td>4.15</td><td>L 25</td></tr> <tr><td>PJ30</td><td>4.15</td><td>L 30</td></tr> <tr><td>PJ35</td><td>4.15</td><td>L 35</td></tr> <tr><td>PJ375</td><td>4.15</td><td>L 37.5</td></tr> <tr><td>PJ40</td><td>4.15</td><td>L 40</td></tr> <tr><td>PJ425</td><td>4.15</td><td>L 42.5</td></tr> <tr><td>PJ45</td><td>4.15</td><td>L 45</td></tr> <tr><td>PJ475</td><td>4.15</td><td>L 47.5</td></tr> <tr><td>PJ50</td><td>4.15</td><td>L 50</td></tr> <tr><td>PJ55</td><td>4.15</td><td>L 55</td></tr> <tr><td>PJ60</td><td>4.15</td><td>L 60</td></tr> <tr><td>PJ70</td><td>4.15</td><td>L 70</td></tr> </tbody> </table>	PART #	JET SIZE		PJ20	4.15	L 20	PJ25	4.15	L 25	PJ30	4.15	L 30	PJ35	4.15	L 35	PJ375	4.15	L 37.5	PJ40	4.15	L 40	PJ425	4.15	L 42.5	PJ45	4.15	L 45	PJ475	4.15	L 47.5	PJ50	4.15	L 50	PJ55	4.15	L 55	PJ60	4.15	L 60	PJ70	4.15	L 70	<table border="1"> <thead> <tr> <th>PART #</th> <th colspan="2">JET SIZE</th> </tr> </thead> <tbody> <tr><td>PJ28415</td><td>4.15</td><td>L 15</td></tr> <tr><td>PJ281175</td><td>4.15</td><td>L 17.5</td></tr> <tr><td>PJ28420</td><td>4.15</td><td>L 20</td></tr> <tr><td>PJ28425</td><td>4.15</td><td>L 25</td></tr> <tr><td>PJ28430</td><td>4.15</td><td>L 30</td></tr> <tr><td>PJ28435</td><td>4.15</td><td>L 35</td></tr> <tr><td>PJ28440</td><td>4.15</td><td>L 40</td></tr> <tr><td>PJ28445</td><td>4.15</td><td>L 45</td></tr> <tr><td>PJ28450</td><td>4.15</td><td>L 50</td></tr> <tr><td>PJ28455</td><td>4.15</td><td>L 55</td></tr> <tr><td>PJ28460</td><td>4.15</td><td>L 60</td></tr> </tbody> </table>	PART #	JET SIZE		PJ28415	4.15	L 15	PJ281175	4.15	L 17.5	PJ28420	4.15	L 20	PJ28425	4.15	L 25	PJ28430	4.15	L 30	PJ28435	4.15	L 35	PJ28440	4.15	L 40	PJ28445	4.15	L 45	PJ28450	4.15	L 50	PJ28455	4.15	L 55	PJ28460	4.15	L 60	<table border="1"> <thead> <tr> <th>PART #</th> <th colspan="2">JET SIZE</th> </tr> </thead> <tbody> <tr><td>PJ22420</td><td>6.36</td><td>L 20</td></tr> <tr><td>PJ224225</td><td>6.36</td><td>L 22.5</td></tr> <tr><td>PJ22425</td><td>5.75</td><td>L 25</td></tr> <tr><td>PJ224275</td><td>6.36</td><td>L 27.5</td></tr> <tr><td>PJ22430</td><td>6.36</td><td>L 30</td></tr> <tr><td>PJ224325</td><td>5.75</td><td>L 32.5</td></tr> <tr><td>PJ22435</td><td>6.95</td><td>L 35</td></tr> <tr><td>PJ224375</td><td>5.75</td><td>L 37.5</td></tr> <tr><td>PJ22440</td><td>5.75</td><td>L 40</td></tr> <tr><td>PJ22445</td><td>5.75</td><td>L 45</td></tr> <tr><td>PJ22450</td><td>6.36</td><td>L 50</td></tr> <tr><td>PJ22455</td><td>6.36</td><td>L 55</td></tr> <tr><td>PJ22460</td><td>6.36</td><td>L 60</td></tr> <tr><td>PJ22465</td><td>6.36</td><td>L 65</td></tr> </tbody> </table>	PART #	JET SIZE		PJ22420	6.36	L 20	PJ224225	6.36	L 22.5	PJ22425	5.75	L 25	PJ224275	6.36	L 27.5	PJ22430	6.36	L 30	PJ224325	5.75	L 32.5	PJ22435	6.95	L 35	PJ224375	5.75	L 37.5	PJ22440	5.75	L 40	PJ22445	5.75	L 45	PJ22450	6.36	L 50	PJ22455	6.36	L 55	PJ22460	6.36	L 60	PJ22465	6.36	L 65	<table border="1"> <thead> <tr> <th>PART #</th> <th colspan="2">JET SIZE</th> </tr> </thead> <tbody> <tr><td>PJ3030</td><td>6.36</td><td>L 30</td></tr> <tr><td>PJ3035</td><td>6.36</td><td>L 35</td></tr> <tr><td>PJ30375</td><td>6.36</td><td>L 37.5</td></tr> <tr><td>PJ3040</td><td>6.36</td><td>L 40</td></tr> <tr><td>PJ30425</td><td>6.36</td><td>L 42.5</td></tr> <tr><td>PJ3045</td><td>6.36</td><td>L 45</td></tr> <tr><td>PJ30475</td><td>6.36</td><td>L 47.5</td></tr> <tr><td>PJ3050</td><td>6.36</td><td>L 50</td></tr> <tr><td>PJ30525</td><td>6.36</td><td>L 52.5</td></tr> <tr><td>PJ3055</td><td>6.36</td><td>L 55</td></tr> <tr><td>PJ30575</td><td>6.36</td><td>L 57.5</td></tr> <tr><td>PJ3060</td><td>6.36</td><td>L 60</td></tr> </tbody> </table>	PART #	JET SIZE		PJ3030	6.36	L 30	PJ3035	6.36	L 35	PJ30375	6.36	L 37.5	PJ3040	6.36	L 40	PJ30425	6.36	L 42.5	PJ3045	6.36	L 45	PJ30475	6.36	L 47.5	PJ3050	6.36	L 50	PJ30525	6.36	L 52.5	PJ3055	6.36	L 55	PJ30575	6.36	L 57.5	PJ3060	6.36	L 60
PART #	JET SIZE																																																																																																																																																																				
PJ20	4.15	L 20																																																																																																																																																																			
PJ25	4.15	L 25																																																																																																																																																																			
PJ30	4.15	L 30																																																																																																																																																																			
PJ35	4.15	L 35																																																																																																																																																																			
PJ375	4.15	L 37.5																																																																																																																																																																			
PJ40	4.15	L 40																																																																																																																																																																			
PJ425	4.15	L 42.5																																																																																																																																																																			
PJ45	4.15	L 45																																																																																																																																																																			
PJ475	4.15	L 47.5																																																																																																																																																																			
PJ50	4.15	L 50																																																																																																																																																																			
PJ55	4.15	L 55																																																																																																																																																																			
PJ60	4.15	L 60																																																																																																																																																																			
PJ70	4.15	L 70																																																																																																																																																																			
PART #	JET SIZE																																																																																																																																																																				
PJ28415	4.15	L 15																																																																																																																																																																			
PJ281175	4.15	L 17.5																																																																																																																																																																			
PJ28420	4.15	L 20																																																																																																																																																																			
PJ28425	4.15	L 25																																																																																																																																																																			
PJ28430	4.15	L 30																																																																																																																																																																			
PJ28435	4.15	L 35																																																																																																																																																																			
PJ28440	4.15	L 40																																																																																																																																																																			
PJ28445	4.15	L 45																																																																																																																																																																			
PJ28450	4.15	L 50																																																																																																																																																																			
PJ28455	4.15	L 55																																																																																																																																																																			
PJ28460	4.15	L 60																																																																																																																																																																			
PART #	JET SIZE																																																																																																																																																																				
PJ22420	6.36	L 20																																																																																																																																																																			
PJ224225	6.36	L 22.5																																																																																																																																																																			
PJ22425	5.75	L 25																																																																																																																																																																			
PJ224275	6.36	L 27.5																																																																																																																																																																			
PJ22430	6.36	L 30																																																																																																																																																																			
PJ224325	5.75	L 32.5																																																																																																																																																																			
PJ22435	6.95	L 35																																																																																																																																																																			
PJ224375	5.75	L 37.5																																																																																																																																																																			
PJ22440	5.75	L 40																																																																																																																																																																			
PJ22445	5.75	L 45																																																																																																																																																																			
PJ22450	6.36	L 50																																																																																																																																																																			
PJ22455	6.36	L 55																																																																																																																																																																			
PJ22460	6.36	L 60																																																																																																																																																																			
PJ22465	6.36	L 65																																																																																																																																																																			
PART #	JET SIZE																																																																																																																																																																				
PJ3030	6.36	L 30																																																																																																																																																																			
PJ3035	6.36	L 35																																																																																																																																																																			
PJ30375	6.36	L 37.5																																																																																																																																																																			
PJ3040	6.36	L 40																																																																																																																																																																			
PJ30425	6.36	L 42.5																																																																																																																																																																			
PJ3045	6.36	L 45																																																																																																																																																																			
PJ30475	6.36	L 47.5																																																																																																																																																																			
PJ3050	6.36	L 50																																																																																																																																																																			
PJ30525	6.36	L 52.5																																																																																																																																																																			
PJ3055	6.36	L 55																																																																																																																																																																			
PJ30575	6.36	L 57.5																																																																																																																																																																			
PJ3060	6.36	L 60																																																																																																																																																																			

VM28-1001		
PART #	JET SIZE	
PJ2820	6.47	L 20
PJ2825	6.47	L 25
PJ2830	6.47	L 30
PJ2835	6.47	L 35
PJ2840	6.47	L 40
PJ2845	6.47	L 45

### NEEDLE VALVE ASSEMBLIES

30-34 spigot mount aluminum body carburetors. Long style unit that has a needle retaining clip attached (VM28/163 - VM34/39)

PART #	SIZE	
VM2816312	21.35	L 1.2
VM281635	23.05	L 1.5
VM281638	23.05	L 1.8
VM281630	23.05	L 2.0*
VM2816325	21.35	L 2.5
VM2816330	21.35	L 3.0

\* Not suitable when used with fuel pump - gravity feed systems only

30-44 spigot mount aluminum body carburetors. Long style unit that has a needle retaining clip attached. \*cold weather viton tip needle\*

PART #	SIZE	
VM285115	26.97	L 1.5
VM285118	27.06	L 1.8
VM2851120	27.06	L 2.0*
VM2851125	20.80	L 2.5*

\* Not suitable when used with fuel pump - gravity feed systems only

28 mm spigot mount, 24-30mm flange mount carburetors. Also fits many zinc body OEM snowmobile carburetors. Short style unit without a needle retaining clip (VM26/26)

PART #	SIZE	
VM262610	21.35	L 1.0
VM262612	21.35	L 1.2
VM262615	23.05	L 1.5
VM262618	22.95	L 1.8
VM262620	23.05	L 2.0*
VM262623	21.35	L 2.3*
VM262625	21.35	L 2.5*
VM262628	21.35	L 2.8*

\* Not suitable when used with fuel pump - gravity feed systems only







## CARBURETOR PARTS & ACCESSORIES

### MIKUNI NEEDLE JET • PRIMARY TYPE

The needle jet is the main fuel passage to the main bore of the Mikuni carburetor. Depending on the inside diameter of a specific needle jet, this will also affect the function of the needle. Therefore, needle jets and needles act together as the main system in controlling the amount and mixture of the fuel which is drawn in mid-range 1/4-3/4 throttle operation.

NJ159 48.4 mm - overall length			0NJ166 47.3 mm - overall length			NJ169 46.2 mm - overall length			NJ175 31.9 mm - overall length			NJ176 41.2 mm - overall length		
PRIMARY HEX MAIN JET VM30, VM32, VM34, VM36 SPIGOT			PRIMARY HEX MAIN JET VM38 SPIGOT			PRIMARY VM28 - VM30			BLEEDER ROUND MAIN JET VM28MM TM38 SPIGOT			BLEEDER ROUND MAIN JET 30-36MM SPIGOT		
ROUND SLIDE VM34/05			ROUND SLIDE VM34/17			SMALL VM30/38			FLAT SLIDE VM30/46			ROUND SLIDE VM32/19		
NJ159			NJ166			NJ169			NJ175			NJ176		
---			---			---			---			NJ176N0 15.55 L		
---			---			---			---			NJ176N2 15.55 L		
NJ159N4 17.00 L			---			---			---			NJ176N4 15.55 L		
NJ159N6 15.55 L			---			---			---			---		
NJ159N8 17.00 L			---			---			---			---		
NJ159O0 17.00 L			NJ166O0 17.00 E			---			---			NJ176O0 17.00 L		
NJ159O2 17.00 L			NJ166O2 17.00 E			---			---			NJ176O2 17.00 L		
NJ159O4 17.00 L			NJ166O4 17.00 E			---			---			NJ176O4 17.00 L		
NJ159O5 17.00 L			NJ166O5 17.00 E			---			---			---		
NJ159O6 17.00 L			NJ166O6 15.55 L			---			NJ175O6 17.00 E			NJ176O6 17.00 L		
---			NJ166O8 15.55 L			---			NJ175O8 17.00 E			NJ176O8 17.00 L		
NJ159P0 17.00 L			NJ166P0 17.00 L			NJ169P0 17.00 L			NJ175P0 17.00 E			---		
NJ159P2 17.00 L			NJ166P2 17.00 L			NJ169P2 17.00 L			NJ175P2 17.00 E			NJ176P2 17.00 L		
NJ159P4 17.00 L			NJ166P4 17.00 L			NJ169P4 17.00 L			NJ175P4 17.00 E			NJ176P4 17.00 L		
NJ159P5 17.00 L			NJ166P5 17.00 E			---			NJ175P5 17.00 E			---		
NJ159P6 17.00 L			NJ166P6 17.00 L			NJ169P6 17.00 L			NJ175P6 17.00 E			NJ176P6 17.00 L		
NJ159P8 17.00 L			NJ166P8 17.00 L			---			NJ175P8 17.00 E			NJ176P8 17.00 L		
NJ159Q0 17.00 L			NJ166Q0 17.00 L			---			---			---		
NJ159Q2 17.00 L			NJ166Q2 17.00 L			---			---			---		
NJ159Q4 17.00 L			NJ166Q4 17.00 L			NJ169Q4 17.00 L			---			NJ176Q4 12.95 G		
NJ159Q5 17.00 L			NJ166Q5 17.00 L			---			---			---		
NJ159Q6 17.00 L			NJ166Q6 17.00 L			NJ169Q6 17.00 L			---			---		
NJ159Q8 17.00 L			NJ166Q8 17.00 L			---			---			---		
NJ159R0 17.00 L			NJ166R0 17.00 L			---			---			---		
NJ159R2 17.00 L			NJ166R2 17.00 L			---			---			---		
NJ159R4 17.00 E			NJ166R4 17.00 E			---			---			---		
NJ159R5 17.00 E			NJ166R5 17.00 E			---			---			---		
NJ159R6 17.00 E			NJ166R6 17.00 E			---			---			---		
NJ159R8 17.00 E			NJ166R8 17.00 E			---			---			---		

### FLOAT BOWL GASKETS



PART #			FITS CARBS	REPLACES ARCTIC CAT	REPLACES JOHN DEERE	REPLACES KAWASAKI	REPLACES SKI DOO
VM28129	4.97	L	26-28mm	----	----	11009-3508	404-1179-00
VM3471	2.95	L	30-34mm	6505-030	M67815	11009-3509	404-1042-00
VM3620	0.95	L	36-44	6505-197	----	16019-028	404-1047-00

### FLOAT BOWL SCREWS








CW20416	1.10	L	4mm x 16mm	26-28mm spigot mount aluminum carbs, 30-34mm small body aluminum carbs and many zinc body OEM carbs. Mikuni # C2=0416.			
CW20518	0.78	L	5mm x 18mm	30-44mm spigot mount aluminum carbs. Mikuni # C2=0518.			

- accessories
- body
- handlebar & grips
- cables & levers
- exhaust
- engine
- fuel & intake**
- electrical & ignition
- clutch
- drive
- bearings
- brakes
- steering & suspension
- tires
- tools & shop



### MIKUNI NEEDLE JET • BLEEDER TYPE

The needle jet is the main fuel passage to the main bore of the Mikuni carburetor. Depending on the inside diameter of a specific needle jet, this will also affect the function of the needle. Therefore, needle jets and needles act together as the main system in controlling the amount and mixture of the fuel which is drawn in mid-range 1/4-3/4 throttle operation.

NJ224	NJ247	NJ261	NJ389	NJ480
62.1 mm - overall length	54.4 mm - overall length	45.4 mm - overall length	47.4 mm - overall length	47.4 mm - overall length
				
PRIMARY HEX MAIN JET 40-44mm SPIGOT	PRIMARY HEX MAIN JET	BLEEDER VM29 - VM33	PRIMARY HEX MAIN JET TM32,34,36, 38 and TM41	PRIMARY Same as 166 OEM
ROUND SLIDE VM44/10	ROUND SLIDE VM38/41	SMOOTH BORE VM29/16	FLAT SIDE	785-23005
NJ224	NJ247	NJ261	NJ389	NJ480
---	---	---	NJ389O0 17.00 L	---
---	---	---	NJ389O2 17.00 L	NJ480O2 15.55 L
---	---	---	NJ389O4 17.00 L	NJ480O4 15.55 L
---	---	NJ261O6 17.00 L	NJ389O6 17.00 L	---
---	---	NJ261O8 17.00 L	NJ389O8 17.00 L	NJ480O8 15.55 L
---	NJ247P0 17.00 L	NJ261P0 17.00 L	NJ389P0 17.00 L	NJ480P0 15.55 L
---	NJ247P2 17.00 L	NJ261P2 17.00 L	NJ389P2 17.00 L	NJ480P2 16.55 L
---	NJ247P4 17.00 L	NJ261P4 17.00 L	NJ389P4 17.00 L	NJ480P4 17.00 L
---	NJ247P5 17.00 L	---	---	NJ480P5 15.55 L
---	NJ247P6 17.00 L	---	NJ389P6 17.00 L	NJ480P6 15.55 L
---	NJ247P8 17.00 L	---	NJ389P8 17.00 L	NJ480P8 15.55 L
---	NJ247Q0 17.00 L	---	NJ389Q0 17.00 L	NJ480Q0 15.55 L
---	NJ247Q2 17.00 L	---	NJ389Q2 17.00 L	NJ480Q2 15.55 L
---	NJ247Q4 17.00 L	---	NJ389Q4 17.00 L	NJ480Q4 15.55 L
NJ224Z0 21.95 L	NJ247Q6 17.00 L	---	NJ389Q6 17.00 L	NJ480Q6 15.55 L
---	NJ247Q8 17.00 L	---	NJ389Q8 17.00 L	NJ480Q8 15.55 L
NJ224AA0 21.95 L	NJ247R0 17.00 L	---	NJ389R0 17.00 L	NJ480R0 15.55 L
NJ224AA5 21.95 L	NJ247R2 17.00 L	---	NJ389R2 17.00 L	---
NJ224BB0 21.95 L	NJ247R4 17.00 L	---	NJ389R4 17.00 L	---
NJ224BB5 21.95 L	---	---	---	---
NJ224CC0 21.95 L	NJ247R6 17.00 L	---	NJ389R6 17.00 L	---
NJ224CC5 21.95 L	NJ247R8 17.00 L	---	NJ389R8 17.00 L	---

### FLOATS



<b>VM3461</b> (Oval)	9.55	L
30-34mm spigot mount aluminum carbs. Comes notched to work with or without baffle plate.		
<b>VM28164</b> (Round with tapered back)	16.17	L
<b>VM24236</b> (Round with flat back)	11.71	L
36-44 Spigot mount aluminum carbs and some zinc body OEM carbs.		

### NEEDLES AND SEATS

- Ref: VM26/26
- Fits: Mikuni
- 28mm spigot
- 24 - 30mm flange
- Sizes 1.5
- 10mm hex with 9mm threads



120143 12.95 L

- Ref: VM28/163
- Fits: Mikuni
- 30 - 44mm spigot
- 32 & 34mm flange
- Sizes 1.5
- 9mm hex with 10mm threads



120144 12.95 L

### NEEDLE JET SETTER "O" RING

Replacement of this O-ring is necessary when servicing carbs with a needle jet setter. This is essential to maintain the accuracy of precisely metered fuel. Mikuni # BV32/04.




BV3204 3.00 L



## CARBURETOR PARTS & ACCESSORIES

### THROTTLE VALVES

To determine a left hand or right hand throttle valve you must look at it from the intake side (cutaway facing you) to see what side your idle adjustment is on. If it is on the left side, it is a LH throttle valve and if it is on the right side it is a RH throttle valve.



SIZE & STYLE	COMPOSITION	IDLE SCREW POSITION	SCREW AWAY SIZE	1.5			2.0			2.5		
				Part No.	Price	Side	Part No.	Price	Side	Part No.	Price	Side
30,32,34 Spigot	Brass (chrome plated)	LH	VM34/110	VM3411015	32.18	D	VM3411020	32.18	D	VM3411025	32.18	D
32 and 34 Flange	Brass (chrome plated)	RH	VM32/65	----			VM326520	29.25	D	VM326525	29.25	D
36 Spigot	Brass (chrome plated)	RH	VM36/39	----			----			VM363925	48.36	D
	Brass (chrome plated)	LH	VM36/36	VM363615	48.36	L	VM363620	48.36	L	VM363625	48.36	L
38 Spigot	Brass (chrome plated)	RH	VM38/24	----			VM382420	42.10	L	VM382425	42.10	L
	Brass (chrome plated)	LH	VM38/52	----			VM385220	42.10	L	VM385225	42.10	L
40 and 44 Spigot	Brass (chrome plated)	LH	VM44/23	----			VM442320	45.90	D	VM442325	45.90	D
	Aluminum	LH	VM40/02	VM400215	68.00	D	VM400220	68.00	D	VM400225	68.00	D

SIZE & STYLE	COMPOSITION	IDLE SCREW POSITION	SCREW AWAY SIZE	3.0			3.5		
				Part No.	Price	Side	Part No.	Price	Side
30,32,34 Spigot	Brass (chrome plated)	LH	VM34/110	VM3411030	32.18	D	----		
32 and 34 Flange	Brass (chrome plated)	RH	VM32/65	VM326530	29.25	D	----		
36 Spigot	Brass (chrome plated)	RH	VM36/39	VM363930	48.36	D	----		
	Brass (chrome plated)	LH	VM36/36	VM363630	48.36	L	----		
38 Spigot	Brass (chrome plated)	RH	VM38/24	VM382430	42.10	L	VM382435	42.10	L
	Brass (chrome plated)	LH	VM38/52	VM385230	42.10	L	----		
40 and 44 Spigot	Brass (chrome plated)	LH	VM44/23	VM442330	45.90	D	VM442335	45.90	D
	Aluminum	LH	VM40/02	VM400230	68.00	D	----		

### MIKUNI "E" CLIPS



VM20369	1.42	L	All VM28-VM38 carbs
BS32126	1.00	L	All VM40-VM44 carbs
BS32126	1.00	L	All TMS38 carbs

### MIXING CHAMBER TOP ONLY W/ GASKET



GENUINE

VM3427	9.56	L	30-34mm
VM3609	26.52	L	36-38mm
VM4405	26.52	L	40-44mm
VM2656	9.65	L	24-28mm

### LEVER CHOKE CONVERSION KIT

GENUINE



VMLCK 29.30 L

### CABLE OPERATED CHOKE CONVERSION KIT

FOR 30MM - 44MM

Includes all parts necessary to convert lever operated choke carbs to cable operation. Installation of this kit is quick and easy.




GENUINE

VMCK 15.80 L

### POWER JET KIT

Power Jet Kits are used in two-stroke engine applications to improve midrange throttle response and add additional fuel to wide open throttle running conditions, especially with snowmobile clutches. Kits may be installed easily on Mikuni TM and VM Series carburetors.



VMPJK 25.25 L

# FUEL & INTAKE

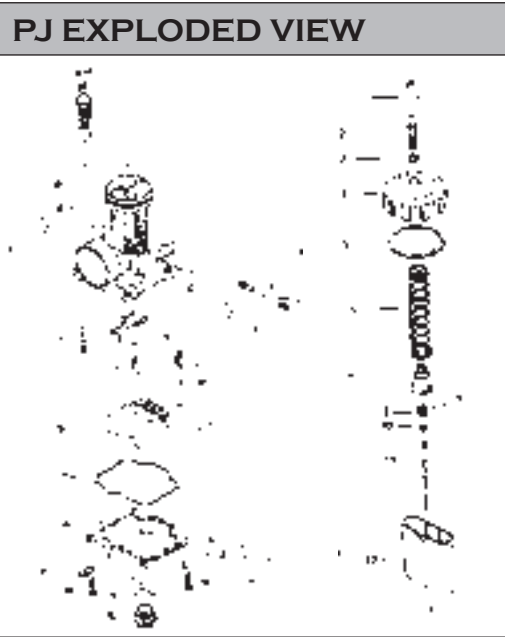
- accessories
- body
- handlebar & grips
- cables & levers
- exhaust
- engine
- fuel & intake**
- electrical & ignition
- clutch
- drive
- bearings
- brakes
- steering & suspension
- tires
- tools & shop

## PJ SERIES


Oval Slide Carburetor for ATV & Off-road Motorcycle

PJ SERIES CARBURETORS					
DESCRIPTION MARK	OUR #	SLOW JET	THROT. VALVE	JET NEEDLE	MAIN JET
PJ34MM/67R	PJ34MM 172.46	D 152	55	48CEG	6.0

	DESCRIPTION	PJ34MM		PJ36MM		PJ38MM	
		Part #	Price	Part #	Price	Part #	Price
1	Cable Adjuster Cap	KH018002	3.03	D	KH018002	3.03	D
2	Cable Adjuster	KH018005	1.93	D	KH018005	1.93	D
3	Cable Adjuster Nut	KH018008	0.61	D	KH018008	0.61	D
4	Mixing Chamber Top	KH018011	9.82	D	KH018012	9.82	D
5	Mixing Chamber Top Gasket	KH018015	7.72	D	KH018016	7.72	D
6	Throttle Valve Spring	KH018019 (PJ34)	4.68	D	KH018021	3.86	D
7	Cable Holder	KH018024	7.17	D	KH018024	7.17	D
8	Collar	KH018027	5.12	D	KH018027	5.12	D
9	Spring	KH018030	3.86	D	KH018030	3.86	D
10	Needle Clip	KH018033	1.38	D	KH018033	1.38	D
11	Jet Needle	(See chart)			(See chart)		
12	Throttle Valve	N/A			N/A		
13	Choke Valve	KH018085	30.04	D	KH018086	30.04	D
14	Air Adjusting Screw	KH018089	4.36	D	KH018089	4.36	D
15	Air Adjusting Screw Spring	KH018090	1.60	D	KH018090	1.60	D
16	Main Jet	(See chart)			(See chart)		
17	Slow Jet	(See chart)			(See chart)		
18	Baffle Plate	KH018092	3.86	D	KH018092	3.86	D
19	Airvent Pipe	N/A			N/A		
20	Clip	KH018098	0.56	D	KH018098	0.56	D
21	Float Valve	KH018101	13.89	D	KH018101	13.89	D
22	Float Valve Clip	KH018104	3.03	D	KH018104	3.03	D
23	Float Pin	KH018670	1.82	D	KH018670	1.82	D
24	Float	KH018110	16.65	D	KH018110	16.65	D
25	Float Bowl Gasket	KH018113	4.41	D	KH018113	4.41	D
26	Float Bowl	N/A			N/A		
27	Vent Tube Anchor Plate	KH018119	4.63	D	KH018119	4.63	D
28	Float Bowl Screw	KH018122	0.56	D	KH018122	0.56	D
29	Plug Screw Washer	KH018664	0.71	D	KH018664	0.71	D
30	Main Jet Plug	KH018128	5.51	D	KH018128	5.51	D
31	Overflow Tube	KH018131	2.04	D	KH018131	2.04	D



**PJ CARBURETOR REBUILD KIT**  
 Includes Mixing Chamber, Top Gasket, Air Adjusting Screw, Air Adjusting Screw Spring, Baffle Plate, Float Valve, Float Bowl Gasket and a Float Bowl Screw.



### KEIHIN ROUND MAIN JETS

#	LEAN	Part #	Price	D	Notes
145		KR145	4.67	D	9901-393-XXX For all Honda VB, VD and VE Series. All Honda, Kawasaki CV and CVK Series. Some Honda PD and PE Series. Main Air Jet for FCR.
148		KR148	4.67	D	
150		KR150	4.67	D	
152		KR152	4.67	D	
155		KR155	4.67	D	
158		KR158	4.67	D	
160		KR160	4.67	D	
162		KR162	4.67	D	
165		KR165	4.67	D	
170		KR170	4.67	D	
172		KR172	4.67	D	
175	RICH	KR175	4.67	D	

### KEIHIN SLOW JETS

N424-21-xxx For PJ, PWK, PWM and some smooth bores.

#	LEAN	Part #	Price	D	#	LEAN	Part #	Price	D	#	RICH	Part #	Price	D
35		SJ35	4.67	D	58		SJ58	4.67	D	80	RICH	SJ80	4.67	D
38		SJ38	4.67	D	60		SJ60	4.67	D					
40		SJ40	4.67	D	65		SJ65	4.67	D					
42		SJ42	4.67	D	68		SJ68	4.67	D					
45		SJ45	4.67	D	70		SJ70	4.67	D					
48		SJ48	4.67	D	72		SJ72	4.67	D					
50		SJ50	4.67	D	75		SJ75	4.67	D					
52		SJ52	4.67	D	78		SJ78	4.67	D					
55		SJ55	4.67	D										

### KEIHIN MAIN JETS

99101-357-xxx (9551-130-xxx) for CR, FCR, PJ, PWK, PWM, PE, PD and Harley

#	LEAN	Part #	Price	D	#	Part #	Price	D	#	Part #	Price	D	#	Part #	Price	D	
80		KH80	4.67	D	112	KH112	4.67	D	148	KH148	4.67	D	182	KH182	4.67	D	
82		KH82	4.67	D	115	KH115	4.67	D	150	KH150	4.67	D	185	KH185	4.67	D	
85		KH85	4.67	D	118	KH118	4.67	D	152	KH152	4.67	D	188	KH188	4.67	D	
88		KH88	4.67	D	120	KH120	4.67	D	155	KH155	4.67	D	190	KH190	4.67	D	
90		KH90	4.67	D	122	KH122	4.67	D	158	KH158	4.67	D	195	KH195	4.67	D	
92		KH92	4.67	D	125	KH125	4.67	D	160	KH160	4.67	D	200	KH200	4.67	D	
95		KH95	4.67	D	128	KH128	4.67	D	165	KH165	4.67	D	205	KH205	4.67	D	
98		KH98	4.67	D	130	KH130	4.67	D	168	KH168	4.67	D	210	KH210	4.67	D	
100		KH100	4.67	D	132	KH132	4.67	D	170	KH170	4.67	D	215	KH215	4.67	D	
102		KH102	4.67	D	135	KH135	4.67	D	172	KH172	4.67	D	220	KH220	4.67	D	
105		KH105	4.67	D	138	KH138	4.67	D	175	KH175	4.67	D	230	RICH	KH230	4.67	D
108		KH108	4.67	D	140	KH140	4.67	D	178	KH178	4.67	D					
110		KH110	4.67	D	145	KH145	4.67	D	180	KH180	4.67	D					

The Keihin PWK 'Air Striker' Motocross racing carburetor is refined to perfection and has set the standard among motocross racing carburetors. With its new features the PWK will continue to be the first choice in performance carbs for your 125, 250, Enduro or ATV. PWK Air Striker Carbs are available in two popular sizes to cover all your horsepower requirements.



## PWK SERIES


### PWK SERIES CARBURETORS

DESCRIPTION MARK	OUR #		SLOW JET	THROT. VALVE	JET NEEDLE	MAIN JET
PWK33/S46"	<b>PWK33</b>	<b>237.75</b>	D 52	6	48-CGL	165
PWK35 A.S./S65"	<b>PWK35AS</b>	<b>258.10</b>	D 48	4.5	48-DEK	160
PWK38 A.S./S66"	<b>PWK38AS</b>	<b>286.50</b>	D 55	7	48-DDJ	170
PWK39	<b>PWK39</b>	<b>266.25</b>	D ---	---	---	---
PWK41 Pro Series	<b>PWK41</b>	<b>365.90</b>	D 60	6	46-DGH	160


A.S.=AIR STRIKER CARBURETOR

#### \* THESE PARTS ARE INCLUDED IN THE PWK REBUILD KIT:

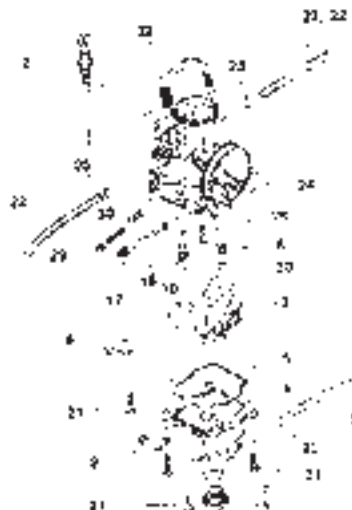
PWK Motorcycle Carburetor Rebuild Kit	<b>KH020110</b>	<b>40.95</b>	D
PWK Snowmobile Carburetor Rebuild Kit	<b>KH020111</b>	<b>35.59</b>	D



### PWK 33, 35, 36, 38, 39



### AIR STRIKER



### PWK SERIES REPLACEMENT PARTS

#### CARBURETOR TYPE

DIA #	DESCRIPTION	PWK33 PWK35		PWK35 AIR STRIKER PWK38 AIR STRIKER	
2	Starter Valve Comp	KH018500	27.39 D	KH018500	27.39 D
3	Float	KH018110	16.65 D	KH018110	16.65 D
4	Float Bowl Comp	KH018502	26.29 D	KH018502	26.29 D
5	Gasket Float Bowl*	KH018113	4.41 D	KH018113	4.41 D
6	Plug Screw	KH018128	5.51 D	KH018128	5.51 D
7	O-Ring Plug Screw	KH018664	0.71 D	KH018664	0.71 D
8	Float Valve Comp*	KH018504	15.55 D	KH018504	15.55 D
9	Anchor Plate	NA		KH018505	4.36 D
10	Slow Jet (N424-21-xxx)	(see chart)		(see chart)	
11	Jet Needle (N427-48-xxx)	(see chart)		(see chart)	
12	Clip, Jet Needle*	KH018033	1.38 D	KH018033	1.38 D
13	Throttle Valve	NA		NA	
14	Cable Holder	KH018526	8.11 D	KH018526	8.11 D
15	Top Cap	KH018528	10.86 D	KH018528	10.86 D
16	Gasket*	KH018016	7.72 D	KH018016	7.72 D
17	Air Adjust Screw*	KH018089	4.36 D	KH018089	4.36 D
18	Spring*	KH018090	1.60 D	KH018090	1.60 D
19	Spring Throttle	KH018530	5.12 D	KH018531	5.12 D
20	Clip, Float Valve*	KH018674	3.03 D	KH018674	3.03 D
21	Screw, Float Bowl*	KH018122	0.56 D	KH018122	0.56 D
22	Bowl Vent Pipe	KH018534	2.15 D	KH018535	2.15 D
23	Overflow Pipe	KH018538	2.48 D	KH018538	2.48 D
24	Float Pin	KH018670	1.82 D	KH018670	1.82 D
25	Clip	KH018098	0.56 D	KH018098	0.56 D
26	Main Jet (99101-357-xxx)	(see chart)		(see chart)	
27	Cable Adjuster (PWK33)	KH018542	2.15 D	KH018542	2.15 D
27a	Cable Adjuster	KH018005	1.93 D	25mm	
27a	Cable Adjuster (PWK35)	25mm		25mm	
27b	Cable Adjuster (PWK35)	KH018306	2.04 D	20mm	
27b	Cable Adjuster	20mm		20mm	
28	Nut Cable Adjuster	KH018544	0.66 D	KH018544	0.66 D
29	Idle Adjuster (plastic)	KH018569	4.53 D	KH018569	4.53 D
29a	Idle Adjuster (brass)	NA (PWK33)		NA	
29a	Idle Adjuster(brass)(PWK35)	KH018546	5.12 D	NA	
30	Spring	KH018574	2.15 D	KH018574	2.15 D
31	Collar*	KH018550	5.12 D	KH018550	5.12 D
32	Bowl Vent Pipe Comp	NA		KH018537	6.39 D

PWK SERIES REPLACEMENT PARTS

- accessories
- body
- handlebar & grips
- cables & levers
- exhaust
- engine
- fuel & intake**
- electrical & ignition
- clutch
- drive
- bearings
- brakes
- steering & suspension
- tires
- tools & shop


# FUEL & INTAKE

## N427-48"XXX" PJ34-38, PWK33-39, PWM38

JET NEEDLE	
1 <sup>ST</sup> LETTER DESIGNATION	
TAPER	
2 <sup>ND</sup> LETTER DESIGNATION	
LENGTH IN MM	
3 <sup>RD</sup> LETTER DESIGNATION	
DIAMETER	

		1/6 TO 1/4 Throttle										
		Diameter (ø) - 1.7 mm										
		1.70	1.71	1.72	1.73	1.74	1.75	1.76	1.77	1.78	1.79	1.80
1	1.70	1.70	1.71	1.72	1.73	1.74	1.75	1.76	1.77	1.78	1.79	1.80
2	1.70	1.71	1.72	1.73	1.74	1.75	1.76	1.77	1.78	1.79	1.80	1.81
3	1.70	1.71	1.72	1.73	1.74	1.75	1.76	1.77	1.78	1.79	1.80	1.81
4	1.70	1.71	1.72	1.73	1.74	1.75	1.76	1.77	1.78	1.79	1.80	1.81
5	1.70	1.71	1.72	1.73	1.74	1.75	1.76	1.77	1.78	1.79	1.80	1.81
6	1.70	1.71	1.72	1.73	1.74	1.75	1.76	1.77	1.78	1.79	1.80	1.81
7	1.70	1.71	1.72	1.73	1.74	1.75	1.76	1.77	1.78	1.79	1.80	1.81
8	1.70	1.71	1.72	1.73	1.74	1.75	1.76	1.77	1.78	1.79	1.80	1.81
9	1.70	1.71	1.72	1.73	1.74	1.75	1.76	1.77	1.78	1.79	1.80	1.81
10	1.70	1.71	1.72	1.73	1.74	1.75	1.76	1.77	1.78	1.79	1.80	1.81

### JET NEEDLES



ABOVE PART #	OUR PART #		
N427-48CCG	KH017460	5.51	D
N427-48CCH	KH017461	5.51	D
N427-48CCJ	KH017462	5.51	D
N427-48CCK	KH017463	5.51	D
N427-48CCL	KH017464	5.51	D
N427-48CCM	KH017465	5.51	D
N427-48CCN	KH017466	5.51	D
N427-48CEF	KH017429	5.51	D
N427-48CEG	KH017021	5.51	D
N427-48CEJ	KH017019	5.51	D

ABOVE PART #	OUR PART #		
N427-48CEK	KH017430	5.51	D
N427-48CEL	KH017017	5.51	D
N427-48CEM	KH017431	5.51	D
N427-48CEN	KH017022	5.51	D
N427-48CEQ	KH017023	5.51	D
N427-48CGF	KH017480	5.51	D
N427-48CGG	KH017024	5.51	D
N427-48CGH	KH017020	5.51	D
N427-48CGJ	KH017025	5.51	D
N427-48CGK	KH017018	5.51	D
N427-48CGL	KH017016	5.51	D
N427-48CGM	KH017015	5.51	D
N427-48CGN	KH017014	5.51	D
N427-48CGQ	KH017013	5.51	D
N427-48DCA	KH017484	5.51	D
N427-48DCE	KH017488	5.51	D
N427-48DCF	KH017489	5.51	D
N427-48DEE	KH017505	5.51	D
N427-48DEF	KH017506	5.51	D
N427-48DEG	KH017034	5.51	D
N427-48DEJ	KH017032	5.51	D
N427-48DEL	KH017029	5.51	D
N427-48DEN	KH017035	5.51	D
N427-48DEQ	KH017036	5.51	D
N427-48DGG	KH017037	5.51	D
N427-48DGH	KH017033	5.51	D

ABOVE PART #	OUR PART #		
N427-48DGJ	KH017031	5.51	D
N427-48DGL	KH017030	5.51	D
N427-48DGL	KH017038	5.51	D
N427-48DGM	KH017028	5.51	D
N427-48DGN	KH017027	5.51	D
N427-48DGG	KH017026	5.51	D
N427-48ECA	KH017442	5.51	D
N427-48EEE	KH017039	5.51	D
N427-48EEF	KH017040	5.51	D
N427-48EEG	KH017041	5.51	D
N427-48EEH	KH017450	5.51	D
N427-48EEJ	KH017451	5.51	D
N427-48EEK	KH017452	5.51	D
N427-48EEL	KH017453	5.51	D
N427-48EEM	KH017454	5.51	D
N427-48EGE	KH017540	5.51	D
N427-48EGF	KH017541	5.51	D
N427-48EGG	KH017048	5.51	D
N427-48EGH	KH017047	5.51	D
N427-48EGJ	KH017049	5.51	D
N427-48EGK	KH017046	5.51	D
N427-48EGL	KH017045	5.51	G
N427-48EGM	KH017044	5.51	D
N427-48EGN	KH017043	5.51	D
N427-48EGQ	KH017042	5.51	D




### OEM N427-48XXX SERIES CONVERSION CHART

THE MARK ORDER OF OEM NEEDLE IS NOT THE SAME AS OPTION'S.

1) TAPER		2) DIAMETER			3) L1		
OEM	OPTION	OEM	OPTION	OEM	OPTION	OEM	OPTION
11	B	60	A	72	N	A	A
13	C	61	B	73	P	B	B
14	D	62	C	74	Q	E	C
20	E	63	D	75	R	F	D
22	F	64	E	76	S	J	E
30	J	65	F	77	T	K	F
		66	G	78	U	N	G
		67	H	79	V	P	H
		68	J	80	W	S	J
		69	K	81	X	T	K
		70	L	82	Y	W	L
		71	M	83	Z	Y	M

### KEIHIN DIAPHRAGM & GASKET SET

Replacement for all Keihin HD models.



LP07459 16.95 L

### YAMAHA FUEL PUMP REPAIR KIT

YAMAHA  
8A5-24410-01 / 8K4-24410-00



LP07456 8.95 L

## MAIN JETS & PILOT JETS



### MAIN JETS (4/042)

(Size Number Stamped on Jet)

**AFTERMARKET**

## PILOT JETS



### CARB VM32-34

LP4100	1.00	A	LP4145	1.00	L
LP4110	1.00	A	LP4155	1.00	L
LP4120	1.00	A	LP4165	1.00	L
LP4125	1.00	A	LP4175	1.00	L
LP4130	1.00	A	LP4185	1.00	L
LP4135	1.00	L	LP4195	1.00	L

### CARB VM36-38

LP4210	1.00	L	LP4265	1.00	L
LP4215	1.00	L	LP4320	1.00	L
LP4220	1.00	L	LP4360	1.00	L
LP4230	1.00	L			
LP4235	1.00	L			
LP4245	1.00	L			


### CARB VM36-38

LP4460	1.00	L
--------	------	---

### VM20/210

LP545	1.00	L
LP550	1.00	L
LP555	1.00	L

## MIKUNI CARBURETOR REPAIR KITS



**AFTERMARKET**

LP07453	7.95	L	32mm models	(Spigot Carb)
LP07454	5.95	L	34mm models	(Spigot Carb)
LP07433	7.95	L	VM30/32/34 models	(Zinc)
627080	7.95	L	VM36/38models	(Aluminum)
LP07435	7.95	L	VM30/32/34 models	(Aluminum)

## MIKUNI BUTTERFLY CARB REPAIR KIT

For Chaparral and Rupp models with Mikuni butterfly carbs that have a pump chamber on each side of the float bowl. Kit includes all necessary diaphragms and gaskets.

**AFTERMARKET**



CG1405	9.95	L
--------	------	---

## MIKUNI / TILLOTSON CONVERSION KITS

### KIT REPLACES TILLOTSON HR & WALLBRO WR SINGLE CARBURETORS

CRK100	146.95	G
--------	--------	---

### KIT CONTAINS

1	VM30S	30MM Carburetor
1	LP07467	Mounting Flange
1	KX05138	Throttle Cable
1	LP05938	Choke Cable
1	DF44	Fuel Pump
1	LP077063	Fuel Filter

### KIT REPLACES TILLOTSON HD & WALLBRO WD SINGLE CARBURETORS

Replaces the old Tillotson Carburetor on you snowmobile, ATV, etc. with a modern Mikuni carburetor and fuel pump\*

### KIT CONTAINS

1	VM34S	34MM Carburetor
1	KX071013	Mounting Flange
1	LP05932	Throttle Cable
1	LP05938	Choke Cable
1	DF44	Fuel Pump
1	LP077063	Fuel Filter



MIKUNI CARBURETOR TOOL KIT

CRK200	159.95	G
--------	--------	---


LP15866	14.95	L
---------	-------	---

\* All machines to be converted must have an external crankcase impulse line to operate the Mikuni Fuel Pump. This is a universal kit containing all of the major components necessary to convert to Mikuni Carburetion. Because of the variety of machines that used the Tillotson and Mikuni carburetors, this is not a bolt on direct replacement kit. Jetting, fuel pump installation, cable installation to controls, fuel and impulse line installation are all part of the dealer's custom installation.

## NEEDLE AND SEAT FOR MIKUNI

Replaces VM281635 and fits all carburetors (VM30-44) (Aluminum spigot)

**AFTERMARKET**



LP07410J	9.95	L
----------	------	---

## MIKUNI CHOKE CONVERSION KITS

Includes all parts necessary to convert lever operated choke carburetors (30-44mm) to cable operation. (Replaces VMCK).

**AFTERMARKET**



LP07458	6.95	L
---------	------	---

- accessories
- body
- handlebar & grips
- cables & levers
- exhaust
- engine
- fuel & intake**
- electrical & ignition
- clutch
- drive
- bearings
- brakes
- steering & suspension
- tires
- tools & shop

## SYNCPRO CARB TUNER



- Precise four channel vacuum indicator designed specifically for intake synchronization of engines with multiple carburetors or throttle bodies (max vacuum range 40cm Hg)
- New mercury-free design uses non toxic manometer fluid
- For use with any 2, 3 or 4 cylinder four stroke motorcycles
- Spill proof design means the tool can be stored in a horizontal or vertical position
- Easy to read scale for precise synchronization
- Unaffected by barometric pressure changes
- Includes hang hook to clip onto the handlebars for easy use
- Rugged, impact resistant ABS enclosure with convenient storage area for adapters
- Rubber feet on enclosure bottom helps prevent sliding
- Includes manometer fluid, hoses, 5mm adapters, in-line restrictors and instructions
- 5mm adapters are used on many Honda and Suzuki models
- Optional 6mm adapters are available for use on most Yamaha models
- Most Kawasaki models do not need adapters

678411 102.99 A

## 6MM CARB ADAPTOR SET

Replacement carb adapter set for use with vacuum carb synchronization tools



678040 10.50 E

## SYNCPRO MANOMETER FLUID REFILL

- Non-toxic
- Mercury free
- Motion Pro blue color
- SyncPro Manometer Fluid Refill does NOT work with older Motion Pro mercury carburetor synchronizers



678415 6.99 E

## CARBURETOR VACUUM SYNCHRONIZER

FOR BALANCING MULTIPLE CARBURETORS

This precision instrument gives mechanics and technicians a visual method of balancing carburetors with a high degree of accuracy, assuring the ultimate in performance from an engine.



**Edelbrock**

ED4027 52.95 D


## SUDCO MIKUNI TUNING MANUAL

If you work on snowmobiles or cycles, you need this book. Complete parts list plus instructions and tuning tips. 92 pages of easy to read information.



002-999 13.60 L


## POP OFF GAUGE



Used to calibrate pop off pressure - calibrates 1/2 psi increments up to 30 psi.

MKBN 68.95 B

## CARBURETOR LEAK DETECTOR



This tool provides a simple method of checking needle and seat pressure as well as impulse diaphragms, etc.

LD1075 56.95 G



## CARBURETOR POCKET TUNER

This pocket size calculator can be used to determine required jetting changes in carburetors due to changes in temperature and altitude.



**MK550 7.20 G**

## CARB ADJUSTING TOOL

Designed for multi-units. Fits both Mikuni and Keihin carburetors. 11" long, made of alloy steel.



**678022 18.99 E**

## MIKUNI CARB TOOL KIT

Service tool kit includes all tools necessary to service Mikuni carburetors.



**VMTK 29.65 D**  
Genuine Mikuni  
**LP15866 14.95 L**  
Imported

## FCR CARB TOOL

- Contains longer bits for reaching into recessed cavities to adjust Keihin FCR carburetors
- Ideal for trail riders and garage mechanics alike
- Includes 6mm hex for main jets, long-reach straight slot for pilot jets & a 3mm Allen for float bowl removal



**678181 16.50 E**

## JET HOLDER WITH WRENCH

Purple anodized aluminum tube. Holds 10 jets w/jet wrench.



**6207060 20.95 L**

## MAIN JET WRENCH & CARRIER

Aftermarket - Rubber cap holds spare main jets in handle.



**678023 6mm Hex 5.50 E**

## MIKUNI SPARE JET CARRIER

Now you can store 19 spare main jets in a molded neoprene rubber carrier complete with special jet removal tool (LP15859). Carrier may be placed in tool box without loss or damage to precision jets.



**LP07301 7.95 L**

## SLP JET WRENCH FOR SLOT TYPE MIKUNI JETS

Round inset with blade drive offers positive drive for screwdriver slot type round main jets. Knurled for easy turning, made of aluminum.



**627068 4.95 L**

- accessories
- body
- handlebar & grips
- cables & levers
- exhaust
- engine
- fuel & intake**
- electrical & ignition
- clutch
- drive
- bearings
- brakes
- steering & suspension
- tires
- tools & shop



**A BETTER FUEL FILTER FOR ALL GAS-POWERED ENGINES**

### What is Visu-filter®?

A highly reliable fuel filter system so unique that Visu-filter® signals the need for replacement in motorcycles, lawn tractors, snowmobiles, jet skis, rototillers, air compressors, and more! The strong, high-impact nylon housing is extremely transparent for immediate viewing. Many styles and sizes available. Wide selections of filter media such as polymer-treated paper with automotive specifications, stainless steel screens and polyester screens.

- Protects engine from harmful contaminants
- No leak, high impact nylon construction
- Functions as a reservoir for trapping water
- Cleaner burning engine, less emission and less smoke
- Better throttle response; improvement in engine performance
- Some increase in power and fuel efficiency

- accessories
- body
- handlebar & grips
- cables & levers
- exhaust
- engine
- fuel & intake**
- electrical & ignition
- clutch
- drive
- bearings
- brakes
- steering & suspension
- tires
- tools & shop



- Stainless Steel Screen
- 75 micron rating
- 1.3" overall diameter
- 1" length between hoses
- Fits 1/4" fuel line

**FF401C** Each **3.95** L



- Stainless Steel Screen
- 75 micron rating
- 1.5" overall diameter
- 1" length between hoses
- Fits 5/16" fuel line

**FF601C** Each **6.95** L




- Polyester Screen
- 90 micron rating
- 1.19" overall diameter
- 1-3/8" length between hoses
- Fits 1/4" fuel line

**FF704CB** Each **7.79** L

## SCREW-IN FILTER

- Universal Moto-Ski/Ski Doo
- Screw in base type filter fits all Tillotson and Walbro carburetors HR or HD type



**LP07703** Each 1.95 L

## SMALL IN-LINE FILTER

- Sturdy nylon "see thru" fuel filter
- 11-12 gallons per hour capacity fuel flow
- Nylon screen traps all dirt particles
- 2" length
- 1/4"




**LP07700** Each 1.95 L

**EM34421** Master Display (15 each) 17.95 L



## EXTRA LARGE IN-LINE FILTER

- Jumbo in-line nylon fuel filter
- The nylon screen has a self-cleaning action
- 4" long
- 2 sizes 3/16" or 1/4"
- Sold each (bulk)



**LP077063** Each (3/16") 2.95 L

**LP077064** Each (1/4") 2.95 L

**EM34441** Master Display (10 each) 20.95 L  
1/4" Only



## WALBRO TYPE IN-LINE FILTER

- Walbro type in-line design OEM filter used by ARCTIC CAT (0109-579), ROTAX (414-1194-00) and others
- A greatly improved see through filter with a larger fuel flow capacity
- Replaces Walbro 125-512 and others




**62-07019** Each 1/4" 2.95 L

**62-07020\*** Each 5/16" 2.95 L

\* Fits newer Arctic Cats

## JUMBO IN-LINE FILTER

- In-line fuel filter designed for use with 1/4" and 7/32" fuel line
- Easily installed by cutting the fuel line and inserting filter




**LP07707** Each 1/4" 2.95 L

**62-07014** Each 7/32" 3.95 L

## DUAL IN-LINE FILTER

- Super in-line filter
- Inlet/outlet adaptable for both 7/32" and 1/4" ID fuel line



**KX072431** Each 3.95 L

## LARGE IN-LINE FILTER

Two Step

- Large in-line two-step fuel filter
- 7/32" & 1/4"
- Used on small mowers, tractors & snowmobiles
- Sold each (Bulk)



**1358** Each 3.20 L

## IN-LINE FUEL FILTERS





This Fuel Filter is designed to be an outstanding combination of quality filtration and aesthetic appeal • The filter housing is matched from high strength aluminum alloy • This fuel filter features a cleanable bronze filter element













COLOR	1/4"	5/16"
CHROME	EM34461 10.95 L	EM34460 10.95 L
RED	EM34470 9.95 L	EM34430 9.95 L
BLUE	EM34471 9.95 L	EM34431 9.95 L
PURPLE	EM34473 9.95 L	EM34433 9.95 L
GOLD	EM34474 9.95 L	EM34434 9.95 L

- accessories
- body
- handlebar & grips
- cables & levers
- exhaust
- engine
- fuel & intake**
- electrical & ignition
- clutch
- drive
- bearings
- brakes
- steering & suspension
- tires
- tools & shop

## FUEL FLOW SHUT OFF VALVES - SOLD EACH

<p>1/4" In-line cut-off valve. Uses (2) clamps our 20-5905. Composite Material.</p>  <p><b>5841</b>    <b>4.15</b>    <b>L</b></p>	<p>New design brass in-line. Uses double neoprene seals and two standard O-rings. All uses with 1/4" line.</p>  <p><b>678038</b>    <b>10.99</b>    <b>E</b></p>	<p>1/4" Nipple - 90°</p>  <p><b>LP077118</b>    <b>11.95</b>    <b>L</b></p>	<p>1/4" Nipple Straight</p>  <p><b>868</b>    <b>11.95</b>    <b>L</b></p>
---	---	--	---

## FUEL LINE FITTINGS - SOLD EACH

<p>1/8" plastic "T" fitting</p>  <p><b>LP077161</b>    <b>1.24</b>    <b>L</b></p>	<p>1/4" plastic "T" fitting</p>  <p><b>LP077812</b>    <b>1.00</b>    <b>L</b></p>	<p>1/4" straight metal fitting for impulse line or carburetor.</p>  <p><b>LP077077</b>    <b>1.25</b>    <b>L</b></p>	<p>3/32" plastic "T" fitting</p>  <p><b>LP077126</b>    <b>1.00</b>    <b>L</b></p>	<p>1/4" plastic "Y" fitting</p>  <p><b>LP077227</b>    <b>1.40</b>    <b>L</b></p>
<p>"L" fuel fitting 1/4" &amp; 7/16" nipple. Used with our DP10672.</p>  <p><b>8678</b>    <b>3.60</b>    <b>L</b></p>	<p>Straight fuel fitting 1/4" &amp; 7/16" nipple. Used with our DP10672. Metal 1 1/2" length.</p>  <p><b>8679</b>    <b>1.80</b>    <b>L</b></p>	<p>Brushed elbow metal press fitting with rubber grommet. Can be added to any metal tank by drilling 1/2" hole, insert fitting and tighten.</p>  <p><b>LP077250</b>    <b>4.95</b>    <b>L</b></p>	<p>Rubber grommet only for elbow fitting LP077250. Universal.</p>  <p><b>DP10672</b>    <b>0.95</b>    <b>L</b></p>	<p>Primer inlet needle to convert Mikuni carburetors to primer or button type dash mounted primers.</p>  <p><b>LP077587</b>    <b>1.85</b>    <b>L</b></p>

## QUICK-DISCONNECT COUPLINGS

- Single or dual shut-off valves
- When connected, fuel will flow & when disconnected, fuel will not flow
- Available for 1/4" & 5/16" I.D. fuel line
- Made in the USA

<b>142587</b>	No Shut Off 1/4" fuel line	<b>17.50</b>	<b>E</b>
<b>142588</b>	No Shut Off 5/16" fuel line	<b>15.99</b>	<b>E</b>
<b>672029</b>	Single-Shut-off, 1/4" fuel line	<b>22.99</b>	<b>E</b>
<b>142617</b>	Replacement O-Rings for 672029	<b>1.16</b>	<b>G</b>
<b>672030</b>	Single-Shut-off, 5/16" fuel line	<b>26.99</b>	<b>E</b>
<b>142618</b>	Replacement O-Rings for 672030	<b>0.67</b>	<b>E</b>
<b>672037</b>	Dual-Shut-off, 1/4" fuel line	<b>34.99</b>	<b>E</b>
<b>672038</b>	Dual-Shut-off, 5/16" fuel line	<b>30.50</b>	<b>E</b>



## REPLACEMENT PLASTIC "Y" CONNECTORS



<b>682014</b>	3/16" Plastic	<b>2.40</b>	each	<b>H</b>
<b>682015</b>	1/4" Plastic	<b>35.99</b>	pkg.10	<b>H</b>
<b>682017</b>	3/8" Plastic	<b>4.40</b>	each	<b>H</b>

## REPLACEMENT PLASTIC "T" CONNECTORS



<b>682019</b>	1/4" Plastic	<b>2.70</b>	each	<b>G</b>
<b>682021</b>	3/8" Plastic	<b>4.30</b>	each	<b>E</b>

## HELIX TRANSPARENT TUBING AND HOSE

Helix® Fuel line is a premium polyurethane, 85 durometer, which provides for superior abrasions and kink, tear, oxidation and chemical resistance. Melting temp 370f. Operating temp -75f to 155f. Very strong and stays flexible.



PART #	RED	BLUE	CLEAR		
1/8" x 5 FT	920000	920001	920002	9.95	H
3/16" x 3 FT	920003	920004	920005	5.95	H
1/4" x 3 FT	920006	920007	920008	6.95	H
5/16" x 3 FT	920009	920010	920011	6.95	H
3/8" x 3 FT	920012	920013	920014	8.95	H

## HELIX OPAQUE TUBING AND HOSE

Helix® Fuel line is a premium polyurethane, 85 durometer, which provides for superior abrasions and kink, tear, oxidation and chemical resistance. Melting temp 370f. Operating temp -75f to 155f. Very strong and stays flexible.



PART #	BLACK			
1/8" x 5 FT	920015	9.95	H	
3/16" x 3 FT	920016	5.95	H	
1/4" x 3 FT	920017	6.95	H	
5/16" x 3 FT	920018	6.95	H	
3/8" x 3 FT	920019	8.95	H	

## HELIX CARB APPROVED FUEL LINE

This CARB approved EPA fuel line meets and exceeds Government Requirement for permeation of fuel vapors. This tubing has a multilayer extrusion that fuel cannot penetrate.



PART #	GRAY			
3/16" x 3 FT	920020	18.95	H	
1/4" x 3 FT	920021	23.95	H	
5/16" x 3 FT	920020	18.95	H	

## FLEX GP70 PVC TUBING

Clear and flexible • Resists aging • Easy to connect • Excellent wearability • Smooth inner wall • 100 foot rolls



PART #	ID	WALL		
351800	1/8"	1/16"	23.95	L
353600	3/16"	1/16"	29.95	L
354400	1/4"	1/16"	32.95	L

## BLUE POLYURETHANE FUEL LINE

High quality transparent blue urethane fuel line with exceptional gas and oil resistance. It will withstand temperatures to -65°. It stays soft and pliable.



62-07010	1/8" ID	25'	8.95	L
62-07011	3/16" ID	50'	34.95	L
62-07012	1/4" ID	50'	51.95	L
62-07013	7/32" ID	50'	40.95	L

## TYGON FUEL AND LUBRICANT TUBING

- 50 foot rolls
- Flexible
- Resists swelling and brittleness
- Yellow



6616	.080" ID x .140" OD	54.20	J
6617	3/32" ID x 3/16" OD	54.20	J
6618	1/8" ID x 1/4" OD	71.10	J
6619	3/16" ID x 5/16" OD	97.95	N
6620	1/4" ID x 3/8" OD	125.85	J

## FUELFLEX™ 65 PVC FUEL TUBING

- 100 foot rolls
- Flexible and easy to install
- Resists swelling and hardening



PART #	ID	WALL		
354201	1/8"	1/16"	39.95	L
354202	1/4"	1/16"	59.95	L

## BLUE POLYURETHANE FUEL LINE

- 10 foot rolls only
- Stays soft and pliable
- Withstands temperatures to -65°
- Exceptional gas and oil resistance



574410	3/16" - 1/4" ID	10'	9.95	L
--------	-----------------	-----	------	---

## FUELFLEX™ 70 PVC FUEL TUBING

FuelFlex 70 tubing is a flexible, premium-grade product specifically formulated for use with petroleum-based products. Compared to FuelFlex 65 and other fuel resistant PVC products, FuelFlex 70 offers higher resistance to elevated concentrations of Ethanol.



480001	Fuel Flex 70 1/8" x 50'	28.95	L
480002	Fuel Flex 70 3/16" x 50'	33.95	L
480003	Fuel Flex 70 1/4" x 50'	39.95	L

- accessories
- body
- handlebar & grips
- cables & levers
- exhaust
- engine
- fuel & intake**
- electrical & ignition
- clutch
- drive
- bearings
- brakes
- steering & suspension
- tires
- tools & shop

# FUEL & INTAKE

- accessories
- body
- handlebar & grips
- cables & levers
- exhaust
- engine
- fuel & intake**
- electrical & ignition
- clutch
- drive
- bearings
- brakes
- steering & suspension
- tires
- tools & shop

## CLEAR PVC FUEL LINE

- Constructed of plasticized PVC
- Soft flexible tubing
- Safe to use with any type of gasoline or alcohol type fuel
- Smooth hard bore helps prevent interior build up
- Recommended for venting and overflow lines



PART #	3 FEET			25 FEET		
1/8" ID	142602	2.99	G	142544	10.99	E
3/16" ID	142603	3.20	E	142545	13.99	E
1/4" ID	142604	4.50	E	142545	13.99	E
5/16" ID	142605	4.99	E	670003	27.99	E
3/8" ID	142606	4.99	E	142548	27.99	E

## LOW PERMEATION FUEL LINE

- Our new low permeation fuel line meets the 2008 C.A.R.B. and EPA fuel line permeation standards for motorcycles, ATV, Snowmobiles, PWC, and small engines
- Flexible and kink resistant
- Gray color



PART #	3 FEET			25 FEET		
1/4" ID	142609	17.99	E	142607	128.99	E
5/16" ID	142610	20.99	E	142608	166.50	E

## CLEAR PVC FUEL LINE

- 25 foot rolls
- Chemical and oil resistant
- Smooth and flexible fuel line for all types of small engines
- Translucent
- 100% PVC



670003	5/16" x 1/2"	25'	27.99	roll	E
--------	--------------	-----	-------	------	---

## BLACK NITRILE FUEL LINE

- Black Braided Fuel Line
- 1/4" ID x 1/2" OD X 25 Ft.
- Nitrile Fuel line reinforced with Rayon
- Reinforced for strength
- Grease & Oil Resistant



1502	1/4" ID	25'	35.50	roll	J
------	---------	-----	-------	------	---

## BRAIDED VINYL FUEL LINE

- Nylon-reinforced vinyl fuel line
- Braided nylon within the tubing wall provides added strength
- Outstanding appearance for custom fuel lines



PART #	3 FEET			25 FEET		
3/16" ID	142598	6.99	E	142549	38.99	E
1/4" ID	142599	6.99	E	142550	41.50	E
5/16" ID	142600	9.99	E	142551	59.99	E
3/8" ID	142601	9.99	E	142552	64.99	E

## PREMIUM FUEL LINE

- Our best quality fuel line
- Stronger and more durable than vinyl fuel line
- Use with any type of gasoline
- Resists swelling and hardening
- Resistant to direct sunlight, hardening and/or cracking
- Flexible in temperatures from  $\Delta 35F$  to  $+165F$
- Fuel line stretches easily over fittings or petcocks



3 FEET	BLACK		CLEAR		GRAY	
1/8" ID	---		143501	7.99	H	---
3/16" ID	142590	13.99 E	142591	13.99 E	142589	13.99 E
1/4" ID	142593	17.99 E	142594	17.99 E	142592	17.99 E
5/16" ID	142596	22.99 E	142597	22.99 E	142595	22.99 E
25 FEET	BLACK		CLEAR		GRAY	
1/8" ID	---		143500	89.99 E	---	
3/16" ID	142580	96.99 E	142583	96.99 E	142571	96.99 E
1/4" ID	142581	128.99 E	142584	128.99 E	142572	128.99 E
5/16" ID	142582	164.99 E	142585	164.99 E	142573	164.99 E

## HOSE PROTECTORS



- Stainless steel
- Fits on the outside of hoses and tubing
- Protects hoses from rips, tears and hot engine parts

920028	1.5" diameter (38MM)	10.95	H
920029	1.0" diameter (25MM)	9.95	H
920030	7/16" diameter (11MM)	9.95	H
920031	3/8" diameter (9MM)	9.95	H

## STEPLESS CLAMP FUEL LINE FITTINGS KIT

- Convenient kit includes 70 pcs of hardware, a Motion Pro Side Jaw Pincer tool, and a convenient fuel line clamp size chart
- Kit includes following items packed in a convenient storage box:

Contains:

142612	Stepless Clamps, 7.8mm to 9.5mm range,	10 pcs
143502	Stepless Clamps, 9.6mm to 11.3mm range,	10 pcs
142613	Stepless Clamps, 10.3mm to 12.8mm range,	10 pcs
142614	Stepless Clamps, 10.8mm to 13.3mm range,	10 pcs
142615	Stepless Clamps, 12.0mm to 14.5mm range,	10 pcs
143503	Stepless Clamps, 13.2mm to 15.7mm range,	10 pcs
142616	Stepless Clamps, 14.8mm to 18.0mm range,	10 pcs
12-0073	Side Jaw Pincer Tool	



143504	Fuel Line Fittings Kit	124.99	E
--------	------------------------	--------	---

## UNIVERSAL FUEL CLAMPS

- A clamp that really works!
- Sold each



5903	3/16"	0.50	L
5904	1/4"	0.50	L
5905	5/16"	0.50	L

## FUEL HOSE CLIPS

- Sold in packs of 10



142568	9/16" clips	7.99	E
670025	5/16" clips (for 3/16" hose)	6.99	E
670026	7/16" clips (for 1/4" hose)	6.99	E
670027	1/2" clips (for 5/16" hose)	7.50	E

## HOSE CLAMPS

- Double wire
- Self tensing
- Zinc plated
- For use with 5/16" OD hose thru 7/16" hose



920023	15 Pack Assorted	5.95	H
920024	150 Pack Assorted	23.95	H
920025	5/16" OD 150 Pack	24.95	H
920026	3/8" OD 150 Pack	26.95	H
920027	7/16" OD 150 pack)	29.95	H

## FUEL LINE FITTINGS KIT

- Contains a wide selection of Y and T fittings, hose clamps, O-clips and O-clip Pincher Tool
- Sizes from 3/16 in. - 3/8 in.
- ABS plastic case
- Replacements available in packs of 10
- Ideal for the shop or home mechanic



142574	Fuel Line Fittings Kit	458.99	E
--------	------------------------	--------	---

## MOTION PRO HOSE SHEARS

- Scissor-action cutter
- Fast cutting of thin wall and small diameter PVC or Tygon type tubing
- Replaceable, Teflon-coated tool steel blades
- Blades can be re-sharpened



142553	Hose Shears	35.99	E
142619	Replacement Blade	12.99	E

## MOTION PRO PINCHER TOOL



- Used to install Stepless Ear Clamps
- Side jaw design for use where space is restricted

142611	Pincher Tool	31.99	E
--------	--------------	-------	---

## HOSE CLAMPS

- Worm drive - stainless steel
- Fits 7/32" to 7" OD hose



3450	7/32" - 5/8"	5/16"	0.75	0.75	G
3451	1/2" - 29/32"	5/16"	0.95	pkg. 100	G
3452	9/16" - 1-1/16"	1/2"	1.05	each	G
3453	1-1/16" - 2"	1/2"	1.15	each	G

## HOSE CLAMPS

- Made of corrosion-resistant stainless steel
- Conventional-type worm drive hose clamps
- 1/4 in. hex head with screwdriver slot
- Sold in packs of 10



142562	1/4" to 5/8"	20.99	E
142563	7/16" to 25/32"	20.99	E

## STEPLESS EAR CLAMP

Narrow 9 mm wide band provides concentrated seal compression • 360 degree Stepless design with no gaps on inner surface • Sold in packs of 10



142612	7.8 to 9.5MM	8.99	E
143502	9.6 to 11.3MM	8.50	E
142613	10.3 to 12.8MM	8.99	E
142614	10.8 to 13.3MM	8.99	E
142615	12 to 14.5MM	8.99	E
143503	13.2 to 15.7MM	7.99	E
142616	14.8 to 18MM	8.99	E



## INLINE FUEL VALVE

- Ideal for use vehicles where an inline fuel petcock is necessary
- 142575 & 142576 are not recommended for engines over 300cc



142575	1/4" Fuel Line	15.99	E
142576	5/16" Fuel Line	16.99	E

## FUEL VALVE

- Ideal for use on vehicles where an inline fuel petcock is necessary
- 142579 features 1/4 in. pipe thread on one end & a 1/4 in. barb on the other



142579	1/4 NPT x 1/4" Barb	14.99	E
--------	---------------------	-------	---


## INLINE FUEL VALVE

- Ideal for use on vehicles where an inline fuel petcock is necessary
- Not recommended for engines over 200cc



142586	1/4" Barb x 5/16" Barb	9.50	E
--------	------------------------	------	---

## STEEL O-CLIPS & PINCHER TOOL



O-clip pincher tool is available to install and remove the O-clips

670024	O-clip Pincher Tool	19.50	E
--------	---------------------	-------	---

accessories

body

handlebar & grips

cables & levers

exhaust

engine

fuel & intake

electrical & ignition

clutch

drive

bearings

brakes

steering & suspension

tires

tools & shop

# FUEL & INTAKE



## K&L PETCOCK REPAIR KITS

- Kit contains all necessary O-rings and diaphragms to rebuild one fuel petcock.
- Made in Japan.
- Note: Does not include plastic diaphragm spacer block.
- Sold in kits.
- Kawasaki and Yamaha Applications with an asterisk may require longer bolts.



- accessories
- body
- handlebar & grips
- cables & levers
- exhaust
- engine
- fuel & intake**
- electrical & ignition
- clutch
- drive
- bearings
- brakes
- steering & suspension
- tires
- tools & shop

MAKE/MODEL	YEAR	PART #	
<b>KAWASAKI DUAL SPORT/OFF-ROAD</b>			
KX65A1/A2/A3/A4/A5/A6	00-05	721199	16.95 G
KD80N1/N2/N3	88-90	721195	22.95 G
KX85A1/A2/A3/A4/A5*	01-05	721199	16.95 G
KX100C1/C2/C3	98-00	721199	16.95 G
KX100D1/D2/D3/D4/D5*	01-05	721199	16.95 G
KLX110	02-12	721200	11.95 G
F11/A/B-250 Enduro	73-75	721197	8.95 G
KX125	92-05	721199	16.95 G
KX125J1/J2/K1/K2/K3/K4/K5	92-98	721199	16.95 G
KX125L1/L2/L3/L4	99-02	721199	16.95 G
KX125M1/M2/M3	03-05	721671	9.95 G
KDX200C1/C2/C3	86-06	721196	22.95 G
KDX200E1-E6	89-94	721196	22.95 G
KDX200H1-H11, H6F	95-06	721196	22.95 G
KDX220A4-A12	97-05	721196	22.95 G
KDX250D1/D2/D3/D4	91-94	721196	22.95 G
KL250D1-D22, KLR250	85-05	721195	22.95 G
KLX250D2/D3/D4	94-96	721199	16.95 G
KLX250S/SF	08-10	723848	10.95 G
KX250J1/J2	92-93	721199	16.95 G
KX250K1/K2/K3/K4/K5	94-98	721199	16.95 G
KX250L1/L2/L3/L4	99-02	721199	16.95 G
KX250M1/M2	03-04	721671	9.95 G
KX250N1/N2, KX250F	04-05	721671	9.95 G
KX250R1/R6F/R7F	05-07	721671	9.95 G
KLX300 A2-A10	97-05	721199	16.95 G
KLX400SR	03-04	723849	35.95 A
KL600A1/B1/B2, KLR600	84-86	721195	22.95 G
KL650, KLR650	87-12	721198	33.95 G
KL650B2 Tengai KLR	90	721198	33.95 G
KLX650A1/A2/A3 Offroad	93-95	721196	22.95 G
KLX650D1 Offroad	96	721196	22.95 G
<b>SUZUKI DUAL SPORT/OFF-ROAD</b>			
DR250L/M/N/P Offroad	90-93	721199	16.95 G
DR250SEP/SER/SES Dual Sport	93-95	721201	33.95 G
RM-Z250K4/K5	04-05	721671	9.95 G
DR350L-X Offroad	90-99	721199	16.95 G
DR350SP-SW Dual Sport	93-99	721201	33.95 G
DRZ400S	00-12	723849	35.95 A
DRZ400SM Supermoto	05-09	723849	35.95 A

MAKE/MODEL	YEAR	PART #	
<b>YAMAHA DUAL SPORT/OFF-ROAD</b>			
PW80 Y-Zinger	93-06	721199	16.95 G
YZ85	93-11	721199	16.95 G
TT-R90N/P/R/S/ES/ET Offroad	01-05	721199	16.95 G
TT90RM/RMC Offroad	00	721199	16.95 G
TTR90	01-07	721199	16.95 G
RT100A Offroad	90	721199	16.95 G
RT100D/E/F/G/H/J/K/L/M	92-00	721199	16.95 G
TTR125 ALL	00-09	721199	16.95 G
YZ125D1/E1/F1/G1/H1/K1	92-06	721199	16.95 G
TW200 Trailway	91-11	721199	16.95 G
TT-R225N/NC/P/PC/R/RC/S/SC	01-04	721199	16.95 G
XT225D/DC-T/TC Serrow (Dual)	92-05	721199	16.95 G
TTR230	05-11	721199	16.95 G
TT-R250N/NC-T/TC	01-05	721199	16.95 G
TTR250	99-06	721199	16.95 G
WR250FN/FP/FR/FS	01-06	721199	16.95 G
WR250ZD Offroad	92-97	721199	16.95 G
YZ250E1/F1/G1/H1/J1/K1	93-98	721199	16.95 G
YZ250F	02-11	721199	16.95 G
YZ250L/M/N/P/R/S1/T	99-06	721199	16.95 G
XT350	94-00	721199	16.95 G
WR400FK/FL/FM Offroad 4-Stroke	98-00	721199	16.95 G
YZ400FK/FL Offroad 4-Stroke	98-99	721199	16.95 G
WR426FN/FP Offroad 4-Stroke	01-02	721199	16.95 G
YZ426FN/FP Offroad 4-Stroke	01-02	721199	16.95 G
WR450FR/FS	03-06	721199	16.95 G
YZ450FR/FS	03-06	721199	16.95 G
YZ450F	03-09	721199	16.95 G
WR500ZD/ZE	92-93	721199	16.95 G
XT600	90-94	721199	16.95 G



## PLUNGER PRIMER KIT

- Includes plastic "T" fitting and 3 feet of fuel line
- Nickel/Chrome-plated brass primer body
- Made in USA



PK2256 23.95 L

## PLUNGER PRIMER KIT WITH BRASS INLET

- Plunger type primer kit for engines with one or two Mikuni carburetors
- Includes brass inlet connector and 3 feet of fuel line
- Nickel/Chrome-plated brass body
- Made in USA



PK2266 24.95 L

## BUTTON TYPE PRIMER KIT

- Rubber bulb-type primer kit
- Complete with filtered "T" fitting and primer hose
- Dash-mounted installation



PK2250 14.99 L

## K&L AIR CUT OFF VALVES

Here's an inexpensive alternative to the costly OEM assembly. To prevent "afterburn" generated by a lean fuel mixture when closing the throttle, the air cut-off valve temporarily closes the slow-jet air passage, creating an instantly richer mixture. Included in these high quality kits are all parts necessary for a complete rebuild (diaphragm, spring and o-ring). Made in Japan.



MAKE/MODEL	YEAR	PART #		
<b>HONDA</b>				
CRF230F	03-09	721212	30.95	L
XL250S	78-79	721210	30.95	L
XL250S	80-81	721211	30.95	L
XL250R	82-83	721212	30.95	L
XR250	80	721211	30.95	L
XR250R	81-82	721211	30.95	L
XR250R	06-04	721212	30.95	L
XR350R	85	721212	30.95	L
XR500	79-80	721211	30.95	L
XR500R	81-82	721211	30.95	L
XL500S	79-81	721211	30.95	L
XL500R	82	721212	30.95	L
XR600R	88-00	721212	30.95	L
<b>KAWASAKI</b>				
KLX300R	97-07	721215	30.95	L
KLX400B1 (Offroad)	03	721215	30.95	L
KL600A1/B1/B2, KLR600	84-86	721215	30.95	L
KL650A1-A19, KLR650	87-05	721215	30.95	L
KL650B2/B3 Tengai, KLR650	90-91	721215	30.95	L
KLX650RA1/A2/A3/D1 (Offroad)	93-96	721215	30.95	L
KLX650C1-C4 (Dual Sport)	93-96	721215	30.95	L
KL650E, KLR650	08-12	721215	30.95	L

MAKE/MODEL	YEAR	PART #		
<b>SUZUKI</b>				
DR-Z400EY/EK1/EK2/EK3/EK4 Offroad w/ electric start	00-04	721215	30.95	L
DR-Z400Y/K1/K2 Offroad	00-02	721215	30.95	L
<b>YAMAHA</b>				
TT-R225 Offroad	99-04	721217	30.95	L
XT225 Serow Dualsport	92-00	721217	30.95	L
XT225 Dualsport	01-07	721217	30.95	L

## K&L AIR CUT OFF VALVES OEM CROSS REFERENCE

OEM #	DESCRIPTION			
<b>KAWASAKI</b>				
43028-1053	Diaphragm - qty 1	721215	30.95	L
92081-1891	Spring - qty 1			
92055-1245	O-Ring ("U-Ring") - qty 1			
<b>SUZUKI</b>				
13480-38F00	Diaphragm - qty 1	721215	30.95	L
13486-15F00	Spring - qty 1			
13486-15F00	O-Ring ("U-Ring") - qty 1			
13480-29F00	Diaphragm - qty 1	721215	30.95	L
13481-29F00	Spring - qty 1			
13486-15F00	O-Ring ("U-Ring") - qty 1			
<b>YAMAHA</b>				
3LD-1490H-00	Diaphragm & Spring Set	721217	30.95	L
26H-1490H-00				
3LD-1490H-00	Diaphragm & Spring Set	721217	30.95	L
26H-1490H-00				

- accessories
- body
- handlebar & grips
- cables & levers
- exhaust
- engine
- fuel & intake
- electrical & ignition
- clutch
- drive
- bearings
- brakes
- steering & suspension
- tires
- tools & shop

# FUEL & INTAKE

## K&L CARBURETOR REPAIR KITS

Each kit contains all necessary gaskets, o-rings, float valve assembly or float needle and jets to rebuild one OEM carburetor body. Made in Japan. **Carb repair kits with an asterisk (\*) have no needle jet, jet needle, main jets or pilot jets in kit. IMPORTANT NOTE:** Many kits have multiple applications - the jets and jet needles provided may not be the right sizes for your application. **Always check and verify all jet sizes before installation.**



MAKE/MODEL	YEAR	PART #	
<b>HONDA</b>			
Z-50A/AK1/AK2	68-71	721073	30.95 L
XR75K1/K2	73-75	721074	30.95 L
CT90K0	66-68	721075	30.95 L
CR80R	96-02	723886	33.95 L
CR85R/CR85R "EXPERT"	03-04	723879	33.95 L
CR85R/CR85R "EXPERT"	05-07	723880	33.95 L
XR400R	96-97	723884	71.95 L
XR400R	98-04	723885	71.95 L
<b>KAWASAKI</b>			
KX80L3/N3 "Big Wheel"	91-97	723881	33.95 L
KX80W1-W3 "Big Wheel"	98-00	723882	33.95 L
KLX125A/B	03-05	721764	31.95 L
KLX250D, KLX250R*	94-96	721155	31.95 L
KL250, KLR250*	85-05	721155	31.95 L
KLX250S*	06-07	721155	31.95 L
KLX250S*	09-10	721155	31.95 L
KLX250SF*	09-10	721155	31.95 L
KLX300A2-A10, KLX300R*	97-05	721155	31.95 L
<b>KTM</b>			
85 SX	03-11	723871	33.95 L
125 SX	98-00	723874	59.95 L
125 SMXC/EXCX	98-04	723874	59.95 L
200 SMXC/EXCX	02-04	723874	59.95 L
250 SX	03-06	723876	59.95 L
250 XC/XC-W	06	723876	59.95 L
300 MXC/XC/XC-W	04-06	723878	59.95 L

MAKE/MODEL	YEAR	PART #	
<b>SUZUKI</b>			
DR-Z125	03-05	721764	31.95 L
RM125E/F/G*	84-86	721092	18.95 L
RM125K/L/M/N/P*	89-93	721107	22.95 L
RM250K/L/M/N*	89-92	721107	22.95 L
RMX250K/L/M/N*	89-92	721107	22.95 L
DR250S* Dual Sport	90-93	721758	31.95 L
DR250SE* Dual Sport	94-95	721758	31.95 L
DR350S* Dual Sport	90-93	721758	31.95 L
DR350SE* Dual Sport	94-99	721758	31.95 L
DR350 Calif (E33)	97-99	721758	31.95 L
<b>YAMAHA</b>			
YZ85	02-11	723883	33.95 L
TT125RM/RMC**	00	721764	31.95 L
TT-R125**	00-05	721764	31.95 L
YZ125W/A/B/D1/E1*	89-93	721107	22.95 L
TTR225*	99-04	721771	23.95 L
XT225 SEROW*	92-00	721771	23.95 L
XT225*	01-07	721771	23.95 L
WR250ZB*	91	721107	22.95 L
YZ250W*	89-93	721107	22.95 L



## ALL BALLS RACING CARBURETOR REBUILD KIT

Contains all the seals, springs, and valves to completely rebuild your stock carburetor.

MODEL	YEARS	MFG #	CARBURETOR KIT, COMPLETE	
<b>HONDA</b>				
CRF50F	04 - 15	26-1200	133798	36.05 L
XR50R	00 - 03	26-1200	133798	36.05 L
Z-50R	92 - 99	26-1200	133798	36.05 L
CRF70F	04 - 05	26-1203	133800	33.20 L
CRF70F	06 - 12	26-1202	133799	33.20 L
XR70R	97 - 03	26-1203	133800	33.20 L
CR80R	86 - 95	26-1257	133804	32.95 L
CR80R	96 - 02	26-1247	133803	32.95 L
CR80RB	97 - 02	26-1247	133803	32.95 L
CRF80F	04 - 13	26-1197	133797	33.20 L
XR80R	86 - 03	26-1197	133797	33.20 L
CR85R/RB	03 - 04	26-1316	133841	28.45 L
CR85R/RB	05 - 07	26-1195	133796	27.95 L
CRF100F	04 - 13	26-1190	133791	31.30 L
XR100R	87 - 00	26-1002	133705	36.05 L

MODEL	YEARS	MFG #	CARBURETOR KIT, COMPLETE	
<b>HONDA CONTINUED</b>				
XR100R	01 - 03	26-1190	133791	31.30 L
CR125R	98	26-1188	133789	32.95 L
CR125R	99	26-1186	133787	32.95 L
CR125R	00	26-1185	133786	27.95 L
CR125R	01	26-1184	133785	27.95 L
CR125R	02	26-1183	133784	27.95 L
CR125R	03	26-1182	133783	27.95 L
CR125R	04	26-1181	133782	38.90 L
CR125R	05 - 07	26-1180	133781	38.90 L
CRF125F	14 - 16	26-1179	133780	32.95 L
CRF150F	03 - 16	26-1005	133706	28.52 L
CRF150R/RB	07	26-1474	133885	52.95 L
CRF150R/RB	08 - 09	26-1001	133704	52.95 L
CRF150R/RB	12 - 16	26-1500	133900	57.95 L
XR200R	98 - 02	26-1499	133899	31.30 L
CRF230F	03 - 16	26-1173	133774	23.70 L
CRF230L	08 - 09	26-1178	133779	23.70 L

## ALL BALLS RACING CARBURETOR REBUILD KIT

MODEL	YEARS	MFG #	CARBURETOR KIT, COMPLETE		
<b>HONDA CONTINUED</b>					
CRF230M	09	26-1178	133779	23.70	L
CR250R	90 - 95	26-1170	133773	32.95	L
CR250R	99	26-1167	133772	24.95	L
CR250R	00	26-1166	133771	23.70	L
CR250R	01	26-1413	133863	27.95	L
CR250R	02	26-1165	133770	27.95	L
CR250R	03	26-1164	133769	27.95	L
CR250R	04	26-1163	133768	38.90	L
CR250R	05 - 07	26-1162	133767	38.90	L
CRF250R	04	26-1328	133845	38.95	L
CRF250R	05	26-1006	133707	38.95	L
CRF250R	06	26-1087	133708	39.95	L
CRF250R	07	26-1141	133748	39.95	L
CRF250R	08	26-1442	133869	39.95	L
CRF250R	09	26-1235	133802	52.95	L
CRF250X	04 - 06	26-1457	133873	40.95	L
CRF250X	07	26-1475	133886	52.95	L
CRF250X	08 - 15	26-1476	133887	52.95	L
XR250R	96 - 04	26-1161	133766	24.95	L
XR400R	98 - 04	26-1160	133765	38.90	L
CRF450R	02	26-1460	133876	38.95	L
CRF450R	03	26-1461	133877	40.95	L
CRF450R	04	26-1462	133878	38.95	L
CRF450R	05 - 06	26-1465	133880	38.95	L
CRF450R	07 - 08	26-1459	133875	38.95	L
CRF450X	05 - 06	26-1470	133882	41.95	L
CRF450X	07	26-1472	133883	41.95	L
CRF450X	08 - 15	26-1473	133884	41.95	L
CR500R	90 - 01	26-1159	133764	32.95	L
XR600R	89 - 90	26-1158	133763	35.95	L
XR600R	91 - 00	26-1157	133762	35.95	L
XR650L	93 - 15	26-1156	133761	29.40	L
XR650R	00 - 06	26-1358	133847	32.95	L
<b>KAWASAKI</b>					
KDX50	03 - 06	26-1393	133848	32.95	L
KX60	88 - 03	26-1118	133728	18.33	L
KX65	02 - 15	26-1108	133718	40.80	L
KX80	90 - 97	26-1394	133849	32.95	L
KX80	98 - 00	26-1395	133850	32.95	L
KX80 BIG WHEEL	92 - 94	26-1394	133849	32.95	L
KX85	01 - 13	26-1396	133851	28.45	L
KX85	14 - 15	26-1397	133852	32.95	L
KX100	95 - 97	26-1394	133849	32.95	L
KX100	98 - 00	26-1398	133853	32.95	L
KX100	01 - 13	26-1401	133854	32.95	L
KX100	14 - 15	26-1402	133855	32.95	L
KLX110	02 - 05	26-1403	133856	40.80	L
KLX110	06 - 16	26-1404	133857	45.55	L
KLX110L	10 - 16	26-1404	133857	45.55	L
KLX125	03 - 06	26-1406	133858	32.95	L
KLX125L	03 - 06	26-1406	133858	32.95	L
KX125	99	26-1409	133859	32.95	L
KX125	01	26-1410	133860	32.95	L
KX125	02	26-1509	133904	32.95	L
KX125	03 - 04	26-1502	133901	33.95	L
KX125	05	26-1503	133902	33.95	L
KLX140	08 - 16	26-1411	133861	32.95	L
KLX140L	08 - 16	26-1411	133861	32.95	L
KDX200	95 - 06	26-1412	133862	32.95	L
KDX220	97 - 05	26-1478	133888	32.95	L
KL250 SUPER					
SHERPA	00 - 10	26-1415	133864	38.95	L
KLR250	87 - 05	26-1417	133865	37.95	L

MODEL	YEARS	MFG #	CARBURETOR KIT, COMPLETE		
<b>HONDA CONTINUED</b>					
KLX250S	06 - 14	26-1419	133866	37.95	L
KLX250SF	09 - 10	26-1419	133866	37.95	L
KX250	00	26-1134	133742	24.95	L
KX250	01	26-1137	133745	24.95	L
KX250	03	26-1136	133744	24.95	L
KX250	04	26-1135	133743	24.95	L
KX250	05 - 07	26-1134	133742	24.95	L
KX250F	04 - 05	26-1458	133874	38.95	L
KX250F	06	26-1456	133872	37.00	L
KX250F	07 - 10	26-1455	133871	38.95	L
KLX300(R)	97 - 07	26-1133	133741	35.95	L
KLX400SR	03 - 04	26-1107	133717	39.85	L
KLX450R	08 - 09	26-1505	133903	57.95	L
KX450F	06 - 08	26-1106	133716	38.95	L
KX500	90 - 92	26-1103	133713	32.95	L
KX500	96 - 04	26-1102	133712	32.95	L
KL650 A (KLR)	87 - 07	26-1099	133709	27.50	L
KL650 B (KLR)	90 - 91	26-1099	133709	27.50	L
KL650 E (KLR)	08 - 09	26-1100	133710	29.40	L
KLX650R	93 - 96	26-1101	133711	32.95	L
<b>SUZUKI</b>					
JR50	78 - 99	26-1120	133730	25.95	L
JR50	00 - 06	26-1119	133729	25.95	L
RM60	03	26-1118	133728	18.33	L
RM65	03 - 05	26-1108	133718	40.80	L
DR-Z 70	08 - 09	26-1117	133727	32.95	L
DS80	83 - 00	26-1116	133726	32.95	L
JR80	01 - 04	26-1116	133726	32.95	L
RM80	86 - 95	26-1115	133725	27.95	L
RM80	96 - 01	26-1114	133724	27.95	L
RM85	02 - 04	26-1113	133723	24.65	L
RM85	05 - 12	26-1109	133719	27.95	L
RM85L	03 - 04	26-1113	133723	24.65	L
RM85L	05 - 12	26-1109	133719	27.95	L
DRZ110	03 - 05	26-1112	133722	40.80	L
DR-Z125	03 - 14	26-1110	133720	45.55	L
DR-Z125L	03 - 14	26-1110	133720	45.55	L
RM125	98	26-1497	133897	32.95	L
RM125	99	26-1127	133736	27.95	L
RM125	00	26-1126	133735	32.95	L
RM125	01	26-1125	133734	32.95	L
RM125	02	26-1495	133895	27.50	L
RM125	03	26-1124	133733	32.95	L
RM125	04	26-1123	133732	32.95	L
RM125	05 - 06	26-1489	133889	32.95	L
RM125	07 - 08	26-1122	133731	35.46	L
DR200 SE	96 - 09	26-1128	133737	35.95	L
DRZ250 NON CA MODELS PUMPER CARB	01 - 07	26-1129	133738	37.95	L
RM250	93	26-1194	133795	27.95	L
RM250	94	26-1193	133794	27.95	L
RM250	96	26-1192	133793	27.95	L
RM250	97	26-1191	133792	27.95	L
RM250	98	26-1189	133790	27.95	L
RM250	99	26-1187	133788	32.95	L
RM250	00	26-1177	133778	32.95	L
RM250	01	26-1176	133777	27.95	L
RM250	02	26-1175	133776	27.95	L
RM250	03	26-1174	133775	27.95	L
RM250	04 - 08	26-1131	133740	32.95	L
RMZ250	04 - 06	26-1490	133890	38.95	L
RMZ250	07	26-1491	133891	40.95	L
RMZ250	08 - 09	26-1492	133892	38.90	L

- accessories
- body
- handlebar & grips
- cables & levers
- exhaust
- engine
- fuel & intake**
- electrical & ignition
- clutch
- drive
- bearings
- brakes
- steering & suspension
- tires
- tools & shop

## ALL BALLS RACING CARBURETOR REBUILD KIT

- accessories
- body
- handlebar & grips
- cables & levers
- exhaust
- engine
- fuel & intake**
- electrical & ignition
- clutch
- drive
- bearings
- brakes
- steering & suspension
- tires
- tools & shop

MODEL	YEARS	MFG #	CARBURETOR KIT, COMPLETE		
<b>SUZUKI CONTINUED</b>					
DR350	90 - 91	26-1493	<b>133893</b>	<b>35.95</b>	L
DR350	92 - 93	26-1494	<b>133894</b>	<b>37.95</b>	L
DR350	94 - 99	26-1496	<b>133896</b>	<b>37.95</b>	L
DR350SE	93 - 99	26-1130	<b>133739</b>	<b>39.95</b>	L
DRZ400E CA MODEL CV CARB	04 - 07	26-1265	<b>133805</b>	<b>39.95</b>	L
DRZ400E NON CA MODELS					
PUMPER CARB	04 - 06	26-1498	<b>133898</b>	<b>56.39</b>	L
DRZ400K	00 - 03	26-1498	<b>133898</b>	<b>56.39</b>	L
DRZ400S	00 - 14	26-1107	<b>133717</b>	<b>39.85</b>	L
DRZ400SM	05 - 14	26-1107	<b>133717</b>	<b>39.85</b>	L
RMZ450	05 - 06	26-1466	<b>133881</b>	<b>40.95</b>	L
RMZ450	07	26-1464	<b>133879</b>	<b>40.95</b>	L
DR650SE	92 - 93	26-1111	<b>133721</b>	<b>37.95</b>	L
DR650SE	94 - 95	26-1105	<b>133715</b>	<b>37.95</b>	L
DR650SE	96 - 14	26-1104	<b>133714</b>	<b>37.95</b>	L
<b>YAMAHA</b>					
PW50	81 - 15	26-1304	<b>133832</b>	<b>37.95</b>	L
TTR50	06 - 15	26-1306	<b>133833</b>	<b>27.95</b>	L
PW80	83 - 06	26-1139	<b>133746</b>	<b>30.35</b>	L
YZ80	86 - 92	26-1335	<b>133846</b>	<b>36.95</b>	L
YZ80	93 - 95	26-1308	<b>133835</b>	<b>36.95</b>	L
YZ80	98 - 00	26-1307	<b>133834</b>	<b>24.65</b>	L
YZ85	02 - 16	26-1140	<b>133747</b>	<b>35.10</b>	L
TTR90	00 - 05	26-1143	<b>133750</b>	<b>27.95</b>	L
TTR90	06 - 07	26-1142	<b>133749</b>	<b>27.95</b>	L
TTR110	08 - 16	26-1144	<b>133751</b>	<b>27.95</b>	L
TTR125 DRUM BRAKE	00 - 05	26-1312	<b>133838</b>	<b>43.65</b>	L
TTR125 DRUM BRAKE	06 - 07	26-1311	<b>133837</b>	<b>32.95</b>	L
TTR125 DRUM BRAKE	08 - 09	26-1309	<b>133836</b>	<b>32.95</b>	L
TTR125L DISC BRAKE	00 - 05	26-1312	<b>133838</b>	<b>43.65</b>	L
TTR125L DISC BRAKE	06 - 07	26-1311	<b>133837</b>	<b>32.95</b>	L
TTR125L DISC BRAKE	08 - 15	26-1309	<b>133836</b>	<b>32.95</b>	L
YZ125	01	26-1151	<b>133756</b>	<b>35.95</b>	L
YZ125	02	26-1150	<b>133755</b>	<b>28.95</b>	L
YZ125	03 - 04	26-1148	<b>133754</b>	<b>28.95</b>	L
YZ125	05 - 11	26-1146	<b>133753</b>	<b>34.15</b>	L
YZ125	12 - 16	26-1145	<b>133752</b>	<b>32.95</b>	L
RT180	90 - 98	26-1313	<b>133839</b>	<b>38.95</b>	L

MODEL	YEARS	MFG #	CARBURETOR KIT, COMPLETE		
<b>YAMAHA CONTINUED</b>					
TW200 TRAILWAY	87 - 00	26-1314	<b>133840</b>	<b>37.95</b>	L
TW200 TRAILWAY	01 - 15	26-1152	<b>133757</b>	<b>37.95</b>	L
TTR225	99 - 00	26-1153	<b>133758</b>	<b>38.90</b>	L
TTR225	01 - 02	26-1155	<b>133760</b>	<b>38.90</b>	L
TTR225	03 - 04	26-1153	<b>133758</b>	<b>38.90</b>	L
XT225	92 - 00	26-1155	<b>133760</b>	<b>38.90</b>	L
XT225	01 - 07	26-1154	<b>133759</b>	<b>39.85</b>	L
TTR230	05 - 15	26-1322	<b>133842</b>	<b>47.45</b>	L
TTR250	99 - 06	26-1298	<b>133826</b>	<b>38.90</b>	L
WR250	92 - 94	26-1297	<b>133825</b>	<b>35.95</b>	L
WR250	95 - 97	26-1296	<b>133824</b>	<b>35.95</b>	L
WR250F	01	26-1303	<b>133831</b>	<b>52.95</b>	L
WR250F	02	26-1302	<b>133830</b>	<b>52.95</b>	L
WR250F	03	26-1301	<b>133829</b>	<b>52.95</b>	L
WR250F	04	26-1300	<b>133828</b>	<b>52.95</b>	L
WR250F	05	26-1299	<b>133827</b>	<b>47.95</b>	L
WR250F	06 - 13	26-1294	<b>133823</b>	<b>51.67</b>	L
XT250	08 - 12	26-1292	<b>133822</b>	<b>39.85</b>	L
YZ250	97	26-1291	<b>133821</b>	<b>35.95</b>	L
YZ250	00	26-1280	<b>133817</b>	<b>29.40</b>	L
YZ250	01 - 16	26-1205	<b>133801</b>	<b>29.40</b>	L
YZ250F	01 - 02	26-1287	<b>133820</b>	<b>41.95</b>	L
YZ250F	03	26-1285	<b>133819</b>	<b>39.95</b>	L
YZ250F	04	26-1282	<b>133818</b>	<b>39.95</b>	L
YZ250F	05 - 07	26-1278	<b>133816</b>	<b>39.95</b>	L
YZ250F	08 - 09	26-1275	<b>133815</b>	<b>39.95</b>	L
YZ250F	10 - 11	26-1274	<b>133814</b>	<b>52.95</b>	L
YZ250F	12 - 13	26-1273	<b>133813</b>	<b>52.95</b>	L
YZ250X	16	26-1205	<b>133801</b>	<b>29.40</b>	L
WR400F	98 - 99	26-1324	<b>133844</b>	<b>57.95</b>	L
WR400F	00	26-1323	<b>133843</b>	<b>57.95</b>	L
YZ400F	98 - 99	26-1443	<b>133870</b>	<b>58.95</b>	L
WR426F	01 - 02	26-1441	<b>133868</b>	<b>58.95</b>	L
YZ426F	00 - 02	26-1439	<b>133867</b>	<b>40.95</b>	L
WR450F	03	26-1269	<b>133809</b>	<b>56.67</b>	L
WR450F	04	26-1268	<b>133808</b>	<b>56.67</b>	L
WR450F	05 - 06	26-1267	<b>133807</b>	<b>44.60</b>	L
WR450F	07 - 11	26-1266	<b>133806</b>	<b>37.00</b>	L
YZ450F	03 - 04	26-1272	<b>133812</b>	<b>38.95</b>	L
YZ450F	05 - 06	26-1271	<b>133811</b>	<b>39.95</b>	L
YZ450F	07 - 09	26-1270	<b>133810</b>	<b>39.95</b>	L

## PSYCHIC MX® CARBURETOR REBUILD KITS

Restore like-new performance to a faulty carburetor with a complete Psychic carb rebuild kit. Kit includes all the parts you need: Gaskets, Jets, O-Rings, and a Needle Valve.



MODEL	YEAR	CARB REBUILD KIT	
<b>HONDA</b>			
XR50R	00-03	679158	23.95 L
CRF50F	04-05	679158	23.95 L
CRF50F	06-14	679159	23.95 L
CRF70F	06-12	679160	25.95 L
XR70R	00-03	679161	21.95 L
CRF70F	04-05	679161	21.95 L
XR80R	00-03	679162	21.95 L
CRF80F	04-05	679162	21.95 L
CRF80F	06-13	679163	25.95 L
CR80R	96-02	679164	18.95 L
CR80RB EXPERT	96-02	679164	18.95 L
CR85R	06-07	679249	21.95 L
CR85R	03-05	679164	18.95 L
CR85RB EXPERT	03-05	679164	18.95 L
XR100R	00-03	679165	23.95 L
CRF100F	04-05	679166	23.95 L
CRF100F	06-13	679167	20.95 L
CR125R	00-01	679168	17.95 L
CR125R	02-03	679169	17.95 L
CR125R	04-07	679170	25.95 L
CRF150F	06-14	679171	20.95 L
XR200R	86-97	679172	20.95 L
XR200R	98-02	679173	20.95 L
CRF230F	03-05	679174	24.95 L
CRF230F	06-14	679175	15.95 L
CRF230L/M	08-09	679176	15.95 L
CR250R	99-00	679177	15.95 L
CR250R	01-03	679178	17.95 L
CR250R	04-07	679179	25.95 L
CRF250R	04	679180	23.95 L
CRF250R	05	679181	23.95 L
CRF250R	06	679183	24.95 L
CRF250R	07-08	679182	24.95 L
CRF250X	04-06	679184	25.95 L
XR250R	86-95	679185	15.95 L
XR250R	96-04	679186	20.95 L
XR400R	98-04	679187	25.95 L
CRF450R	02-04	679188	23.95 L
CRF450R	05-06	679189	26.95 L
CRF450R	07-08	679190	23.95 L
CRF450X	05-06	679191	25.95 L
CRF450X	07-12	679192	25.95 L
XR650R	00-06	679193	21.95 L
<b>KAWASAKI</b>			
KX65	02-14	679194	26.95 L
KX85	01-05	679195	18.95 L
KLX110R	06-09	679196	29.95 L
KLX110R	02-05	679203	31.95 L
KX125	01-02	679197	15.95 L
KX125	03-04	679198	20.95 L
KX250	00-04	679199	19.95 L
KLX250S	09-14	679204	24.95 L
KX250F	04-08	679200	23.95 L
KLR650	87-07	679201	21.95 L
KLR650	08-10	679202	22.95 L

MODEL	YEAR	CARB REBUILD KIT	
<b>KTM</b>			
250 SX-F	05-10	679205	31.95 L
250 XC-F	07-09	679205	31.95 L
250 XCF-W	07-09	679205	31.95 L
450 EXC	09-10	679206	32.95 L
450 SX-F	07-09	679206	32.95 L
450 XC-W	07-09	679206	32.95 L
525 EXC 4T	06-07	679206	32.95 L
525 XC-W	07	679206	32.95 L
530 EXC	09-10	679206	32.95 L
<b>SUZUKI</b>			
RM85	02-06	679207	15.95 L
RM85L	03-06	679207	15.95 L
RM125	01-06	679208	17.95 L
DR-Z125	03-09	679209	29.95 L
DR200SE	96-13	679210	26.95 L
RM250	01-06	679211	17.95 L
RM-Z250	05-06	679200	23.95 L
RM-Z250	07-08	679212	25.95 L
DR350SE	94-99	679213	23.95 L
DR-Z400S	00-09	679214	25.95 L
RM-Z450	05-07	679215	25.95 L
DR650SE	96-09	679216	29.95 L
XR650L	93-09	679217	18.95 L
<b>YAMAHA</b>			
PW50	03-06	679218	24.95 L
TT-R50E	06-13	679219	31.95 L
YZ80	97-01	679220	15.95 L
PW80	91-06	679221	19.95 L
YZ85	02-04	679222	15.95 L
YZ85	06-09	679223	22.95 L
TT-R90	00-05	679224	25.95 L
TT-R90R	06-07	679225	29.95 L
TT-R125E/L/LE	06-07	679247	34.95 L
TT-R125	00-05	679226	33.95 L
YZ125	99-00	679227	17.95 L
YZ125	02-04	679228	21.95 L
YZ125	05-09	679229	21.95 L
TW200	87-00	679230	24.95 L
TW200	01-13	679231	21.95 L
TT-R225	00-04	679232	29.95 L
XT225	92-07	679233	25.95 L
XT225	92-00	679232	29.95 L
TT-R230	05-09	679248	30.95 L
YZ250	00-01	679234	18.95 L
YZ250	02-04	679235	18.95 L
YZ250	07-08	679236	22.95 L
YZ250F	01-02	679237	25.95 L
YZ250F	03-06	679238	24.95 L
YZ250F	07-08	679239	24.95 L
XT250	08-12	679240	24.95 L
WR250F	05-09	679244	29.95 L
YZ426F	00-02	679241	25.95 L
YZ450F	03-04	679242	28.95 L
YZ450F	05-09	679243	24.95 L
WR450F	05-06	679245	28.95 L
WR450F	07-09	679246	28.95 L

- accessories
- body
- handlebar & grips
- cables & levers
- exhaust
- engine
- fuel & intake**
- electrical & ignition
- clutch
- drive
- bearings
- brakes
- steering & suspension
- tires
- tools & shop



## CARBURETOR REPAIR KITS



Complete kits to rebuild O.E. carburetors. Each kit contain all necessary parts, such as: jet needles, main and slow jets, float chamber gaskets, and float valves.

- accessories
- body
- handlebar & grips
- cables & levers
- exhaust
- engine
- fuel & intake**
- electrical & ignition
- clutch
- drive
- bearings
- brakes
- steering & suspension
- tires
- tools & shop

MODEL	YEAR	CARBURETOR REPAIR KITS		
<b>HONDA</b>				
CRF50F	04-05	902154	36.70	H
XR50R	00-03	902154	36.70	H
Z50R	88-99	902154	36.70	H
CRF50F	06-16	902310	30.50	H
CRF70F	04-05	902155	34.00	H
XR70R	97-03	902155	34.00	H
CRF70F	06-12	902311	32.50	H
CR80R	96-02	902140	28.60	H
CR85R	03-04	902140	28.60	H
CRF80F	04-05	902156	34.00	H
XR80R	87-03	902156	34.00	H
CRF80F	06-12	902312	33.00	H
CR85R	05-07	902145	34.50	H
CRF100F	04-05	902157	36.70	H
XR100R	01-03	902157	36.70	H
XR100R	85-00	902407	34.00	H
CRF100F	06-12	902313	31.00	H
CR125R	00-01	902141	26.30	H
CR125R	02-03	902142	26.30	H
CR125R	04-07	902146	39.10	H
CRF150F	03-05	902158	36.20	H
CRF150F	06-12	902314	32.00	H
CRF150R	07-09	902420	40.60	H
XR200R	86-97	902315	31.50	H
XR200R	98-02	902316	31.00	H
CRF230F	03-05	902159	38.50	H
CRF230F	06-12	902317	23.50	H
CRF230L	08-09	902318	23.50	H
CR250R	99-00	902143	24.00	H
CR250R	01-03	902144	26.30	H
CR250R	04-07	902147	39.10	H
CRF250R	4	902148	37.60	H
CRF250R	5	902149	37.60	H
CRF250R	6	902354	37.80	H
CRF250R	07-08	902150	38.70	H
CRF250X	04-06	902351	39.10	H
CRF250X	07-12	902421	44.20	H
XR250R	86-95	902319	23.50	H
XR250R	96-04	902320	23.50	H
XR400R	98-04	902160	39.40	H
CRF450R	02-04	902151	37.90	H
CRF450R	05-06	902152	37.90	H
CRF450R	07-08	902153	37.90	H
CRF450X	05-06	902352	40.00	H
CRF450X	07-09	902353	40.00	H
XR600R	92-00	902408	38.00	H
XR650R	00-06	902161	34.40	H
XR650L	93-12	902355	29.10	H
<b>KAWASAKI</b>				
KX65	02-09	902169	40.80	H
KX85	01-13	902162	28.90	H
KLX110	02-05	902356	41.10	H
KLX110	06-09	902170	44.70	H
KX125	01-02	902163	24.60	H
KX125	03-05	902164	32.10	H

MODEL	YEAR	CARBURETOR REPAIR KITS		
<b>KAWASAKI CONTINUED</b>				
KLX140/L	08-16	902422	43.10	H
KLX250S/SF	09-12	902321	38.00	H
KX250	00-04	902165	23.30	H
KX250F	04-08	902167	37.40	H
KX450F	06-08	902168	37.40	H
KLR650	87-07	902357	28.20	H
KLR650	08-15	902358	29.10	H
<b>KTM</b>				
250SX-F	05-10	902196	48.50	H
250SXS-F	06-08	902196	48.50	H
250XC-F	07-09	902196	48.50	H
250XCF-W	06-11	902196	48.50	H
400EXC-G	6	902197	49.50	H
400XC-W	07-10	902197	49.50	H
450EXC/EXC-G (06-11)		902197	49.50	H
450EXC-R	8	902197	49.50	H
450SMR	06-09, 12	902197	49.50	H
450SX/SX-F	06-12	902197	49.50	H
450SXS-F	07-08	902197	49.50	H
450XC/XC-F	07-09	902197	49.50	H
450XC-G/XC-W (06-11)		902197	49.50	H
450XCR-W	8	902197	49.50	H
505SX-F	8	902197	49.50	H
505XC-F	08-09	902197	49.50	H
525EXC/EXC-G (06-07)		902197	49.50	H
525SX	6	902197	49.50	H
525XC/XC-W	7	902197	49.50	H
530EXC/EXC-R (08-11)		902197	49.50	H
530XC-W	09-11	902197	49.50	H
530XCR-W	8	902197	49.50	H
540SXS	6	902197	49.50	H
250XC/XC-W	06-14	902423	39.50	H
300XC-W	06-07	902423	39.50	H
300XC-W	11-14	902423	39.50	H
400EXC	04-05	902424	45.70	H
450EXC-G	03-05	902424	45.70	H
450MXC-G	03-05	902424	45.70	H
525EXC-G	03-05	902424	45.70	H
525MXC-G	03-05	902424	45.70	H
450SX/SXS	03-05	902425	45.70	H
525SMR	5	902425	45.70	H
525SX	03-05	902425	45.70	H
540SXS	03-05	902425	45.70	H

MODEL	YEAR	CARBURETOR REPAIR KITS		
<b>SUZUKI</b>				
RM85	02-08	902171	25.10	H
DR-Z125/125L	03-09	902176	44.70	H
RM125	01-04	902172	28.20	H
DR200SE	96-09	902322	40.00	H
RM250	01-06	902173	27.10	H
RM-Z250	05-06	902167	37.40	H
RM-Z250	07-09	902174	39.00	H
DR350SE	94-99	902323	37.20	H
DR-Z400S	00-15	902359	40.00	H
RM-Z450	05-07	902175	38.90	H
DR650SE	96-14	902360	36.90	H
<b>YAMAHA</b>				
PW50	85-06	902192	38.50	H
PW50	08-15	902426	37.50	H
TT-R50E	06-09	902193	44.30	H
TTR50E	12-15	902427	37.50	H
PW80	91-06	902324	30.50	H
YZ80	97-01	902177	24.50	H
YZ85	02-05	902178	24.90	H
YZ85	06-08	902183	35.70	H
TT-R90	00-05	902325	39.00	H
TT-R90E	06-07	902361	39.00	H
TTR110E	08-16	902428	45.70	H
TT-R125	00-05	902326	43.00	H
TT-R125/125L	06-07	902194	52.10	H
TTR125/E/L/LE	08-15	902429	48.30	H
YZ125	99-00	902179	26.60	H
YZ125		902409	27.00	H
YZ125	02-04	902180	27.90	H
YZ125	05-08	902184	34.20	H
TW200	87-00	902327	37.50	H
TW200	01-15	902328	33.00	H
TT-R225	00-04	902362	39.50	H
XT225	92-00	902362	39.50	H
XT225	01-07	902329	39.50	H
TT-R230	05-15	902195	46.40	H
WR250F	05-09	902331	44.00	H
XT250	08-12	902330	37.50	H
YZ250	00-01	902181	29.80	H
YZ250	02-06	902182	29.80	H
YZ250	07-08	902185	35.80	H
YZ250F	01-02	902186	40.50	H
YZ250F	03-06	902187	38.40	H
YZ250F	07-08	902188	38.40	H
YZ400F	98-99	902410	43.00	H
YZ426F	00-02	902189	39.00	H
WR450F	05-06	902332	44.70	H
WR450F	07-09	902333	44.70	H
YZ450F	03-04	902190	36.90	H
YZ450F	05-08	902191	38.40	H

## FUNNELS

- Heavy duty USA made
- Polyethylene construction
- Fine mesh brass screen

1 Pint	<b>PT526</b>	<b>2.99</b>	G
2 Quart	<b>PT493</b>	<b>3.99</b>	G
Fill All	<b>PT520</b>	<b>5.39</b>	G



## 2 QUART PLASTIC FUNNEL

- Rugged, corrosion resistant all purpose funnel
- Complete with fine mesh straining screen and handy hanging tab
- Capacity indicates what the funnel will hold when the outlet is blocked

**W54276 3.60 L**



## ALL PURPOSE FUNNELS



**1/2 Pint**  
**W4007 1.00 L**



**1 Pint**  
**W4015 1.30 L**



**1 Quart**  
**W4064 2.95 L**



**18 in.**  
**W40340 3.60 L**

## BATTERY SIPHON PUMP

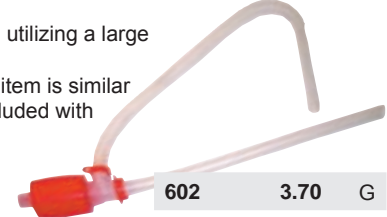


- Convenience and quick fill time makes this a tremendously popular item
- Powered by two "D cell" batteries (not included)
- NOT FOR USE WITH GASOLINE

**601 13.85 G**

## MANUAL SIPHON PUMP

- Easy to operate utilizing a large ball type siphon
- This top quality item is similar to the pump included with new heaters



**602 3.70 G**

## SYTHON HOSE

- Siphon liquids fast with the Sython Hose!
- Just shake to start the transfer
- 6 ft. hose

**62-07030 12.95 L**



## STA-DRI FUEL DRYER NOW IN PROTECTIVE TUBE!

- Don't let water contaminated fuel ruin an engine or freeze up a fuel line
- Stop water problems by trapping it inside the Sta-Dri water cell before it enters your fuel system
- 1" X 9" nylon bag in tube
- Bag can be dried and reused
- Bag weighted to stay at bottom of tank

**STD100 11.95 G**



## PLASTIC MEASURING CONTAINER

- Perfect for mixing and measuring gas and oil
- 2 sizes available

500 ml, 17 oz **62-12061 5.95 L**  
250 ml, 8.5 oz **62-12062 4.95 L**



## RATIO-RITE PERFECT GAS/OIL MIXTURE MEASURING CUP

- Get a perfect mix every time
- Fill your polypropylene Ratio-Rite to the precalibrated ratio mark and pour into gas
- Ratios are from 16:1 to 44:1 for 1, 1-1/2, 2, 2-1/2 gal.
- Calibrations also include oz., cc's, and pints on the opposite side for transmission oil, for oil, etc.
- Total capacity is 24 oz.

**RR100 6.15 L**



## REPLACEMENT LID FOR RR100

- Sold separately
- Seals the cup from dirt and spillage
- Lid can be attached to cup handle to keep from being misplaced

**RR105 2.55 L**



- accessories
- body
- handlebar & grips
- cables & levers
- exhaust
- engine
- fuel & intake**
- electrical & ignition
- clutch
- drive
- bearings
- brakes
- steering & suspension
- tires
- tools & shop

# FUEL & INTAKE

- accessories
- body
- handlebar & grips
- cables & levers
- exhaust
- engine
- fuel & intake**
- electrical & ignition
- clutch
- drive
- bearings
- brakes
- steering & suspension
- tires
- tools & shop



## REMOVES WATER FROM FUEL

The Fuel Filter Funnel by Mr. Funnel is a heavy-duty, anti-static, and fast flow funnel with built-in filter technology. When fuel is poured through the Fuel Filter Funnel, water and debris will not pass through the filter's fluoropolymer-coated stainless steel filter. Only filtered fuel flows through to your engine, improving its efficiency, durability, and proper operation. The sump area collects the deflected water and debris for proper disposal. The Fuel Filter Funnel by Mr. Funnel will filter gasoline, diesel, heating oil, kerosene and 2-cycle mixed gas.



### What Model Do I Need?

The Mr. Funnel Fuel Filter comes in four different fast-flow models (See below). Models differ mainly on flow rate. If your need is to transfer five gallons or less of fuel, then the F1 and F3 are for you. If you are transferring more than 5 gallons, then the F8 and F15 are right for you. Our F15 is our fastest flow model at up to 15 gallons per minute! This model can also be used at a fuel pump. Get your Mr. Funnel Fuel Filter today, and keep your engine running smooth!



**MODEL: F1**  
for transferring five gallons or less of fuel  
Height: 6"  
Diameter: 3.5"  
Flow Rate: 2.5 gpm

**232000 19.55 B**



**MODEL: F3**  
for transferring five gallons or less of fuel  
Height: 8.75"  
Diameter: 5.5"  
Flow Rate: 3.5 gpm

**232001 25.75 B**

**Flexible Spout Extension**  
for use with 232001 funnel only



**232004 6.15 B**



**MODEL: F8**  
for transferring more than five gallons of fuel  
Height: 10"  
Diameter: 8.5"  
Flow Rate: 5.0 gpm

**232002 37.05 B**



*Our fastest flow model, this model can also be used at a fuel pump.*

**MODEL: F15**  
for transferring more than five gallons of fuel  
Height: 10"  
Diameter: 8.5"  
Flow Rate: 12 gpm

**232003 70.00 B**



**MODEL: F1NC**  
medium non-conductive

portable fuel filter  
Height: 9"  
Diameter: 5.5"  
Flow Rate: 3.5 gpm

**232023 11.95 G**



**MODEL: F3NC**  
small non-conductive

portable fuel filter  
Height: 6"  
Diameter: 3.5"  
Flow Rate: 2.5 gpm

**232024 15.95 G**



# ELECTRICAL & IGNITION





Not all snowmobiles have an electric start, but if you're lucky enough to own a model that does, you want it to start when you push that button. **So does the manufacturer, and that's why they choose Yuasa.**

Some of Yuasa's most heavy-duty batteries live under the hoods of some of the biggest, and fastest, snow machines in the country. Just ask Arctic Cat, Bombardier (Ski-Doo), Kawasaki, Polaris and Yamaha...

**They demand the best, and that's why they overwhelmingly choose Yuasa, So should you!**

## MAINTENANCE FREE HIGH PERFORMANCE

If high power is top priority in a replacement battery, look to Yuasa's High Performance Maintenance Free batteries. Yuasa means more power, less maintenance and longer life. Yuasa's High Performance Maintenance Free batteries are your best choice for motorcycles, utility vehicles, scooters, ATVs, riding mowers, personal watercraft and snowmobiles.

### ALL OF THE FEATURES OF A STANDARD MAINTENANCE FREE **PLUS**

**Increased Power – Up to 30% more cranking amps** thanks to a radial grid design and additional plates. **Selected types also available in Factory Activated** (filled, sealed and charged at the factory).



BATTERY TYPE	YUASA HIGH PERFORMANCE			YUASA FACTORY ACTIVATED H. PERF.		
	Part No.	Price	Code	Part No.	Price	Code
YTX14H-BS	920-101	100.95	E	920-134	111.95	E
YTX14AH-BS	920-102	104.95	E	920-131	107.95	E
YTX14AHL-BS	920-103	104.95	E	920-132	107.95	E
YTX20H-BS	920-104	122.95	E	920-137	124.95	E
YTX20HL-BS	920-105	122.95	E	920-138	124.95	E
YTX20HL-BS-PW	920-106	124.95	E	920-140	125.95	E
YTX24HL-BS	920-107	139.95	E	920-139	141.95	E
YTX20CH-BS	920-108	122.95	E	----		
YIX30L-BS	920-109	157.95	E	920-145	157.95	E
YIX30-L-BS-PW	258012	156.95	E	----		

### ~ IMPORTANT ~

Yuasa High Performance Batteries are shipped with 1 acid pack. The battery must be filled and charged prior to first use.

~~~~~  
Yuasa High Performance Factory Activated Batteries have been filled with acid and charged at the factory. We recommend you charge these batteries prior to first use.

## YTZ MAINTENANCE FREE

A range of high performance, compact and lightweight batteries designed to provide maximum power from minimum space. Designed to meet the increasing demands of today's high performance machines the Yuasa YTZ range are the only powersports battery in the world to incorporate expanded plate technology. Smaller, lighter and more volume efficient, Yuasa YTZ batteries provide greater starting power from minimum space. Factory sealed and activated they are completely spill proof enabling multi-angle fitment, never require topping off and are maintenance free for the life of the battery.

- Up to 80% more starting power per Kg
- Maximum power – minimum space
- Reduced self discharge for longer life
- Superior vibration resistance

| BATTERY TYPE | YUASA YTZ M/F FACTORY ACTIVATED |        |      |
|--------------|---------------------------------|--------|------|
|              | Part No.                        | Price  | Code |
| YTZ7S        | 920-141                         | 129.95 | E    |
| YTZ10S       | 920-142                         | 170.95 | E    |
| YTZ12S       | 920-143                         | 184.95 | E    |
| YTZ14S       | 920-144                         | 207.95 | E    |
| YTZ5S-BS     | 258006                          | 101.95 | E    |



### ~ IMPORTANT ~

Yuasa YTZ Maintenance Free Batteries have been filled with acid and charged at the factory. We recommend you charge these batteries prior to first use.

# YUASA BATTERIES

- accessories
- body
- handlebar & grips
- cables & levers
- exhaust
- engine
- fuel & intake
- electrical & ignition
- clutch
- drive
- bearings
- brakes
- steering & suspension
- tires
- tools & shop

## GYZ MAINTENANCE FREE

### INTRODUCING THE GYZ SERIES – NEXT GENERATION POWERSPORTS BATTERY



**~ IMPORTANT ~**

Yuasa YTZ Maintenance Free Batteries have been filled with acid and charged at the factory. We recommend you charge these batteries prior to first use.



- AGM (Absorbed Glass Mat) separators with superior grid and component designs
- Improved charge recovery capability from a deeply discharged condition
- Longer shelf life
- Improved life cycle performance
- Extreme vibration resistance
- Supplied "Factory Activated" (non-spillable)
- Heavy duty, flush mounted terminals. Patent pending embedded brass nut
- Upgrade for customized motorcycles requiring the best performance

| BATTERY TYPE | REPLACES STANDARD BATTERY | ADDITIONAL AMP HOURS | ADDITIONAL CCA | YUASA GYZ FACTORY ACTIVATED |          |
|--------------|---------------------------|----------------------|----------------|-----------------------------|----------|
| GYZ16HL      | YTX14L                    | 4                    | 40             | 258004                      | 126.95 E |
| GYZ16H       | YTX14H                    | 4                    | 40             | 258011                      | 126.95 E |
| GYZ20HL      | YTX20L                    | 2                    | -              | 920-241                     | 141.95 E |
| GYZ20H       | YTX20H                    | 2                    | -              | 258009                      | 139.95 E |
| GYZ20L       | YTX20L                    | 2                    | -              | 258010                      | 120.95 E |
| GYZ32HL      | YIX30L                    | 2                    | 115            | 258005                      | 201.95 E |

## MAINTENANCE FREE

Absorbed Glass Mat (AGM) Technology is an advanced battery design used in Yuasa's Maintenance Free Batteries that eliminates water loss. Once it's filled with acid the battery is permanently sealed - so you'll never need to fill it with water or check the acid level.

#### Long Life

Because of its lead calcium design, the AGM battery will hold its specific gravity more than three times longer than conventional lead antimony types. This means much longer periods between charges when the battery is used in a standby mode, like winter storage. And to remain factory-fresh the AGM battery is shipped dry along with its own pack of high-gravity acid that's added at the time of installation.

#### Sealed, Non-spillable

Once filled with acid from its special packs, the AGM battery is virtually maintenance free. It's totally sealed and all of the acid is absorbed in the special plates and separators, so there is no need to worry about acid leaks on valuable vehicle parts and accessories.

**Selected types also available in Factory Activated** (filled, sealed and charged at the factory).

| BATTERY TYPE | YUASA MAINTENANCE FREE |          | YUASA FACTORY ACTIVATED M/F |          |
|--------------|------------------------|----------|-----------------------------|----------|
| YTX4L-BS     | 920-110                | 44.95 E  | -----                       |          |
| YTX5L-BS     | 920-111                | 51.95 E  | -----                       |          |
| YT7B-BS      | 920-112                | 90.95 E  | -----                       |          |
| YTX7A-BS     | 920-113                | 69.95 E  | -----                       |          |
| YTX7L-BS     | 920-114                | 67.95 E  | -----                       |          |
| YTX9-BS      | 920-115                | 77.95 E  | 920-128                     | 88.95 E  |
| YT9B-BS      | 920-116                | 103.95 E | -----                       |          |
| YT12A-BS     | 920-117                | 105.95 E | -----                       |          |
| YT12B-BS     | 920-118                | 107.95 E | 920-129                     | 94.95 E  |
| YTX12-BS     | 920-119                | 87.95 E  | -----                       |          |
| YTX14-BS     | 920-120                | 93.95 E  | 920-130                     | 100.95 E |
| YTX14L-BS    | 920-121                | 93.95 E  | 920-133                     | 107.95 E |
| YT14B-BS     | 920-122                | 134.95 E | -----                       |          |
| YTX15L-BS    | 920-123                | 117.95 E | -----                       |          |
| YTX16-BS     | 920-124                | 110.95 E | -----                       |          |
| YTX16-BS-1   | 920-125                | 110.95 E | -----                       |          |
| YTX20-BS     | 920-126                | 113.95 E | 920-135                     | 115.95 E |
| YTX20L-BS    | 920-127                | 113.95 E | 920-136                     | 115.95 E |
| YT19BL-BS    | 258007                 | 123.95 E | -----                       |          |



**~ IMPORTANT ~**

Yuasa Maintenance Free Batteries are shipped with 1 acid pack. The battery must be filled and charged prior to first use.

~ ~ ~

Yuasa Maintenance Free Factory Activated Batteries have been filled with acid and charged at the factory. We recommend you charge these batteries prior to first use.



## YUMICRON

The Yuasa YuMicron gives you a powerful advantage. Its high technology separators allow two extra plates per cell to be installed, for a 30% improvement in cranking performance

### The Power Advantage

This added power is an outstanding benefit for heavily accessorized machines or high compression engines. Its high cranking power is also a real bonus for easier starting.



| BATTERY TYPE | YUASA YUMICRON |       |   |
|--------------|----------------|-------|---|
| YB2.5L-C     | 920-149        | 31.95 | E |
| YB2.5L-C-1   | 920-150        | 31.95 | E |
| YB3L-A       | 920-151        | 35.95 | E |
| YB3L-B       | 920-152        | 40.95 | E |
| YB4L-A       | 920-153        | 40.95 | E |
| YB4L-B       | 920-154        | 27.95 | E |
| YB5L-B       | 920-155        | 33.95 | E |
| YB7-A        | 920-156        | 40.95 | E |
| YB7B-B       | 920-157        | 47.95 | E |
| YB7C-A       | 920-158        | 49.95 | E |
| YB7L-B       | 920-159        | 55.95 | E |
| YB9A-A       | 920-160        | 54.95 | E |
| YB9L-A2      | 920-161        | 67.95 | E |
| YB9-B        | 920-162        | 49.95 | E |
| YB9L-B       | 920-163        | 49.95 | E |
| YB10A-A2     | 920-164        | 56.95 | E |
| YB10L-A2     | 920-165        | 56.95 | E |
| YB10L-B      | 920-166        | 62.95 | E |
| YB10L-B2     | 920-167        | 62.95 | E |
| YB12A-A      | 920-168        | 55.95 | E |

| BATTERY TYPE          | YUASA YUMICRON |        |   |
|-----------------------|----------------|--------|---|
| YB12AL-A              | 920-171        | 59.95  | E |
| YB12AL-A2             | 920-172        | 59.95  | E |
| YB12A-B               | 920-173        | 71.95  | E |
| YB12B-B2              | 920-174        | 77.95  | E |
| YB12C-A               | 920-175        | 60.95  | E |
| YB14-A2               | 920-176        | 62.95  | E |
| YB14A-A1              | 920-177        | 66.95  | E |
| YB14A-A2              | 920-178        | 62.95  | E |
| YB14L-A1              | 920-179        | 70.95  | E |
| YB14L-A2              | 920-180        | 62.95  | E |
| YB14L-A2 W/<br>SENSOR | 920-181        | 68.95  | E |
| YB14L-B2              | 920-182        | 71.95  | E |
| YB14-B2               | 920-183        | 71.95  | E |
| SYB14L-A2             | 920-184        | 106.95 | E |
| YB16AL-A2             | 920-185        | 83.95  | E |
| HYB16A-AB             | 920-186        | 99.95  | E |
| YB16-B                | 920-187        | 76.95  | E |
| YB16L-B               | 920-188        | 81.95  | E |
| YB16B-A               | 920-189        | 119.95 | E |
| YB16B-A1              | 920-190        | 118.95 | E |
| YB16C-B               | 920-191        | 96.95  | E |
| YB16CL-B              | 920-192        | 75.95  | E |
| YB18-A                | 920-193        | 84.95  | E |
| YB18L-A               | 920-194        | 84.95  | E |
| Y50-N18A-A            | 920-195        | 121.95 | E |
| Y50-N18L-A            | 920-196        | 78.95  | E |
| Y50-N18L-A3           | 920-197        | 78.95  | E |
| SY50-N18L-AT          | 920-198        | 92.95  | E |
| YB30L-B               | 920-203        | 114.95 | E |
| YB30CL-B              | 920-204        | 128.95 | E |
| 51814                 | 920-205        | 109.95 | E |
| 51913                 | 920-206        | 97.95  | E |
| 53030                 | 920-207        | 126.95 | E |

## BATTERY ACID

- Battery acid used in Yumicron and Conventional type batteries
- Not to be used in Maintenance free type batteries
- 21 oz. (620 ml)



SO-ACID 4.50 ea G

- accessories
- body
- handlebar & grips
- cables & levers
- exhaust
- engine
- fuel & intake
- electrical & ignition
- clutch
- drive
- bearings
- brakes
- steering & suspension
- tires
- tools & shop

# YUASA BATTERIES

## YUMICRON CX

The YuMicron CX was the first small engine starting battery to use "lead calcium" technology. This special technology means the YuMicron CX generates more power, requires less maintenance, and lasts longer than any other conventional battery.

### More Power

Because of its unique design, the CX will generate 5% to 8% more cold cranking amperage than our own high-output YuMicron lead-antimony battery. For high compression machines, this means greater reserve capacity and more starting power.

### Less Maintenance

The YuMicron CX lead calcium technology also reduces water loss, so the CX requires servicing (water filling) only about one-eighth as often as ordinary lead-antimony types.

### Longer Life

The YuMicron CX holds its specific gravity more than three times as long as lead-antimony type batteries resulting in a longer shelf life. This feature means longer periods between charges, especially during winter months.

| BATTERY TYPE   | YUASA YUMICRON CX |        |   |
|----------------|-------------------|--------|---|
| YB16-B-CX      | 920-146           | 97.95  | E |
| YB16HL-A-CX    | 920-147           | 96.95  | E |
| Y50-N18L-A3-CX | 920-148           | 100.95 | E |

**~ IMPORTANT ~**  
 Yuasa Yumicron/Yumicron CX Batteries are shipped dry with no acid. To order acid for your battery first check the acid volume needed on the Battery Specification Chart then order part # **SO-ACID** for every 21 oz. needed.



## CONVENTIONAL

A workhorse battery engineered to protect against corrosion, withstand vibration and deliver high cranking power.

The industry standard for motorcycles and riding mowers, our Conventional Battery is anything but conventional. This workhorse is for applications requiring operation on uneven surfaces and vibrating environments - even when the weather's dealing its worst. It's the rugged, reliable and dependable battery that customers are looking for!

These features are built into our conventional manifold vented battery - and every battery in the YUASA line:

- Patented separators provide high cranking power
- Through-partition construction delivers maximum power
- Unique sealed posts resist corrosion for longer battery life
- Polypropylene cover and container thwart damage from gas, oil, and impact
- Heat-sealed, bonded unit fabrication protects against seepage and corrosion

| BATTERY TYPE | YUASA CONVENTIONAL |        |   |
|--------------|--------------------|--------|---|
| 12N5-3B      | 920-208            | 36.95  | E |
| 12N5-4B      | 920-209            | 36.95  | E |
| 12N5.5-3B    | 920-210            | 46.95  | E |
| 12N5.5-4A    | 920-211            | 50.95  | E |
| 12N5.5A-3B   | 920-212            | 39.95  | E |
| 12N7-3B      | 920-213            | 42.95  | E |
| 12N7-4A      | 920-214            | 40.95  | E |
| 12N7-4B      | 920-215            | 51.95  | E |
| 12N7D-3B     | 920-216            | 40.95  | E |
| 12N9-3A      | 920-217            | 53.95  | E |
| 12N9-3B      | 920-218            | 51.95  | E |
| 12N9-4B-1    | 920-219            | 38.95  | E |
| 12N12A-4A-1  | 920-222            | 46.95  | E |
| 12N14-3A     | 920-223            | 46.95  | E |
| 12N24-3A     | 920-224            | 97.95  | E |
| 12N24-3      | 920-225            | 104.95 | E |
| YHD-12H      | 920-226            | 117.95 | E |

**~ IMPORTANT ~**  
 Yuasa Conventional Batteries are shipped dry with no acid. To order acid for your battery first check the acid volume needed on the Battery Specification Chart then order part # **SO-ACID** for every 21 oz. needed.



# ELECTRICAL & IGNITION

## POWER SONIC® BATTERIES

**Tough & Reliable.** Whether you ride daily, seasonally, or just on weekends, you'll get more enjoyment out of your motorcycle, ATV, PWC or snowmobile with a Power Sonic battery. Our batteries perform reliably during off-road, over water and cold weather use, and keep their charge even after months of storage. Available in traditional flooded or the new sealed AGH designs, Power Sonic batteries are built to withstand punishing vibration, salt spray, gas and oil, and protect against equipment-damaging spills, corrosion and seepage.

**Nothing ruins a weekend faster than a dead battery, so we use advanced designs and manufacturing techniques to shorten current paths and reduce resistance, giving you higher cranking power and maximum battery life.**

### MAINTENANCE FREE HIGH PERFORMANCE

#### SEALED MAINTENANCE FREE

Once these batteries are put into service, they become a completely sealed unit requiring a lot less maintenance than Conventional Batteries. Although the battery still needs to be charged on a regular basis if your vehicle is not in use, there is no need to monitor the fluid level in this battery type. Unlike the Conventional Battery, once this type battery is sealed, it becomes spill proof, which can eliminate damage from battery acid that can occur from using a flooded battery.

#### FACTORY ACTIVATED MAINTENANCE FREE

The same convenience and technology as the Sealed Maintenance Free Batteries mentioned above, except this battery is sealed and activated at the time of manufacture. Very convenient to the point that all that needs to be done is put the battery into your vehicle and you are ready to ride. The only downside of this type of battery is that all batteries once activated have a shelf life, and if this battery is not going to be used right away, or be put in a vehicle that is not going to be ridden on a regular basis, the battery will need to be kept charged on a battery maintainer.



| BATTERY TYPE | POWER SONIC HIGH PERFORMANCE |        |   | POWER SONIC FACTORY ACTIVATED H PERF. |        |   |
|--------------|------------------------------|--------|---|---------------------------------------|--------|---|
| PTX14AH-BS   | SO3349                       | 62.95  | G | 360019                                | 66.95  | G |
| PTX14AHL-BS  | SO3351                       | 62.95  | G | 360020                                | 66.95  | G |
| PTX20HL-BS   | ----                         |        |   | 360001                                | 99.95  | G |
| PTX24HL-BS   | SO3324**                     | 119.95 | G | ----                                  |        |   |
| PTX20CH-BS   | SO3354                       | 76.95  | G | ----                                  |        |   |
| PIX30HL-BS   | ----                         |        |   | 360002                                | 130.95 | G |

\*\* (PTX50L-BS)

#### ~ IMPORTANT ~

Power Sonic High Performance Batteries are shipped with 1 acid pack. The battery must be filled and charged prior to first use.

Power Sonic High Performance Factory Activated Batteries have been filled with acid and charged at the factory. We recommend you charge these batteries prior to first use.

### PTZ MAINTENANCE FREE

Factory sealed and activated PTZ Batteries are smaller and lighter and designed to provide maximum power in minimum space.

| BATTERY TYPE | POWER SONIC PTZ M/F FACTORY ACTIVATED (12 VOLT) |       |   |
|--------------|-------------------------------------------------|-------|---|
| PTZ5S        | 360005                                          | 41.95 | G |
| PTZ7S        | 360010                                          | 52.95 | G |
| PTZ10S       | 360013                                          | 73.95 | G |
| PTZ12S       | 360016                                          | 81.95 | G |
| PTZ14S       | 360022                                          | 92.95 | G |



# POWER PS SONIC® BATTERIES

**Tough & Reliable.** Whether you ride daily, seasonally, or just on weekends, you'll get more enjoyment out of your motorcycle, ATV, PWC or snowmobile with a Power Sonic battery.

Our batteries perform reliably during off-road, over water and cold weather use, and keep their charge even after months of storage. Available in traditional flooded or the new sealed AGH designs, Power Sonic batteries are built to withstand punishing vibration, salt spray, gas and oil, and protect against equipment-damaging spills, corrosion and seepage.

**Nothing ruins a weekend faster than a dead battery, so we use advanced designs and manufacturing techniques to shorten current paths and reduce resistance, giving you higher cranking power and maximum battery life.**

## MAINTENANCE FREE

### SEALED MAINTENANCE FREE

Once these batteries are put into service, they become a completely sealed unit requiring a lot less maintenance than Conventional Batteries. Although the battery still needs to be charged on a regular basis if your vehicle is not in use, there is no need to monitor the fluid level in this battery type. Unlike the Conventional Battery, once this type battery is sealed, it becomes spill proof, which can eliminate damage from battery acid that can occur from using a flooded battery.

### FACTORY ACTIVATED MAINTENANCE FREE

The same convenience and technology as the Sealed Maintenance Free Batteries mentioned above, except this battery is sealed and activated at the time of manufacture. Very convenient to the point that all that needs to be done is put the battery into your vehicle and you are ready to ride. The only downside of this type of battery is that all batteries once activated have a shelf life, and if this battery is not going to be used right away, or be put in a vehicle that is not going to ridden on a regular basis, the battery will need to be kept charged on a battery maintainer.



| BATTERY TYPE | POWER SONIC MAINTENANCE FREE |        |          | POWER SONIC FACTORY ACTIVATED M/F |        |          |
|--------------|------------------------------|--------|----------|-----------------------------------|--------|----------|
|              | Part No.                     | Price  | Capacity | Part No.                          | Price  | Capacity |
| PTX4L-BS     | SO3340                       | 28.95  | G        | 360003                            | 30.95  | G        |
| PTX5L-BS     | SO3335                       | 33.95  | G        | 360004                            | 37.95  | G        |
| PTX7A-BS     | 360037                       | 36.95  | G        | 360008                            | 39.95  | G        |
| PTX7L-BS     | SO3292                       | 46.95  | G        | 360009                            | 49.95  | G        |
| PTX9-BS      | SO3339                       | 46.95  | G        | 360012                            | 49.95  | G        |
| PT12A-BS     | 360040                       | 73.95  | G        | -----                             |        |          |
| PTX12-BS     | SO3342                       | 57.95  | G        | 360015                            | 57.95  | G        |
| PTX14-BS     | SO3344                       | 63.95  | G        | 360018                            | 67.95  | G        |
| PTX14L-BS    | 360043                       | 63.95  | G        | 360021                            | 67.95  | G        |
| PTX15L-BS    | SO3350                       | 66.95  | G        | -----                             |        |          |
| PTX16-BS     | SO3346                       | 65.95  | G        | -----                             |        |          |
| PTX16-BS-1   | 360044                       | 74.95  | G        | -----                             |        |          |
| PTX18L-BS    | SO3347                       | 87.95  | G        | -----                             |        |          |
| PTX19CL-BS   | SO3352                       | 113.95 | G        | 360026                            | 113.95 | G        |
| PTX20-BS     | -----                        |        |          | 360027                            | 109.95 | G        |
| PTX20L-BS    | SO3348                       | 90.95  | G        | 360028                            | 95.95  | G        |
| PIX30L-BS    | SO3353                       | 126.95 | G        | 360030                            | 126.95 | G        |



**~ IMPORTANT ~**

Power Sonic Maintenance Free Batteries are shipped with 1 acid pack. The battery must be filled and charged prior to first use.

~~~~~

Power Sonic Maintenance Free Factory Activated Batteries have been filled with acid and charged at the factory. We recommend you charge these batteries prior to first use.

- accessories
- body
- handlebar & grips
- cables & levers
- exhaust
- engine
- fuel & intake
- electrical & ignition
- clutch
- drive
- bearings
- brakes
- steering & suspension
- tires
- tools & shop

## POWER PS SONIC® BATTERIES

**Tough & Reliable.** Whether you ride daily, seasonally, or just on weekends, you'll get more enjoyment out of your motorcycle, ATV, PWC or snowmobile with a Power Sonic battery. Our batteries perform reliably during off-road, over water and cold weather use, and keep their charge even after months of storage. Available in traditional flooded or the new sealed AGH designs, Power Sonic batteries are built to withstand punishing vibration, salt spray, gas and oil, and protect against equipment-damaging spills, corrosion and seepage.

**Nothing ruins a weekend faster than a dead battery, so we use advanced designs and manufacturing techniques to shorten current paths and reduce resistance, giving you higher cranking power and maximum battery life.**

### CONVENTIONAL

This type of batteries has flooded electrolyte and is very accessible. These batteries have to be carefully and periodically maintained. The conventional batteries are normally less expensive than the other types mentioned, but with the cost savings come more maintenance. You will need to add distilled water from time to time to prevent the battery from sulfating. Water loss is a normal characteristic of this type of battery because of the high temperature inside, and the process of electrolysis and evaporation. This means the fluid level of the battery needs to be checked on a regular basis. Conventional batteries also tend to discharge more rapidly than AGM type batteries.

BATTERY TYPE	POWER SONIC CONVENTIONAL	
12N12A-4A-I	SO1112	35.95 G
12N14-3A	SO1114	37.95 G
12N5.5-3B	360089	25.95 G
12N5.5-4A	360090	26.95 G
12N5.5A-3B	360091	28.95 G
12N5-3B	360087	24.95 G
12N5-4B	360088	24.95 G
12N7-3B	360092	36.95 G
12N7-4A	SO2274	36.95 G
12N7-4B	360093	31.95 G
12N7D-3B	SO3228	30.95 G
12N9-3A-1	360094	33.95 G
12N9-3B	360095	32.95 G
12N9-4B-I	SO1109	28.95 G

BATTERY TYPE	POWER SONIC HIGH PERFORM. FLOODED	
CB10A-A2	SO3220	43.95 G
CB10L-A2	SO2005	41.95 G
CB10L-B	SO2010	47.95 G
CB10L-B2	360064	41.95 G
CB12A-A	SO2012	42.95 G
CB12A-B	360067	50.95 G
CB12AL-A	360065	42.95 G
CB12AL-A2	360066	43.95 G
CB12B-B2	360068	55.95 G
CB12C-A	SO3224	43.95 G
CB14-A2	SO2214	49.95 G
CB14A-A	SO3229	46.95 G
CB14A-A2	SO3234	46.95 G
CB14-B2	360069	56.95 G
CB14L-A1	360070	60.95 G
CB14L-A2	SO2014	46.95 G
CB14L-B2	360071	54.95 G
CB16AL-A2	SO3236	66.95 G
CB16-B	360074	67.95 G
CB16B-A	360075	84.95 G
CB16B-A1	360076	78.95 G
CB16CL-B	SO3240	62.95 G
CB16L-B	SO2016	67.95 G
CB18-A	SO3281	72.95 G
CB18L-A	360078	71.95 G
CB2.5L-C	360052	18.95 G
CB2.5L-C-1	360053	18.95 G
CB30CL-B	SO3337	98.95 G
CB30L-B	SO3290	95.95 G
CB3L-A	360054	21.95 G
CB3L-B	360055	21.95 G
CB4L-A	360056	23.95 G
CB4L-B	360057	23.95 G
CB5L-B	360058	25.95 G
CB7-A	360059	35.95 G
CB7C-A	360060	41.95 G
CB7L-B	360061	41.95 G
CB9A-A	SO3210	43.95 G
CB9-B	360062	39.95 G
CB9L-A2	SO3214	39.95 G
CB9L-B	360063	35.95 G
51814	360084	84.95 G
53030	360086	109.95 G
C50-N18A-A	360079	84.95 G
C50N18L-A3	SO2050	67.95 G
SC50-N18L-AT	360081	94.95 G
SCB14L-A2	360072	67.95 G



#### ~ IMPORTANT ~

Power Sonic Conventional Batteries are shipped with 1 acid pack. The battery must be filled and charged prior to first use.

~ ~ ~

Item # SO3290 does not ship with acid. Order part # SO-ACID for every 21 oz. needed.





SuperSmart™ Lithium Technology

# 12V LITHIUM ION (LiFeP04)

- 80% Lighter than Flooded or AGM lead-acid batteries
- 5 times the battery life
- 2 year shelf life
- 2000+ cycles
- Smaller than comparable lead-acid batteries
- Can be mounted in any direction
- Quad Terminal Configuration
- Operating Temp: 14°F - 140°F
- Max charge rate: 10A
- 3 year Limited Warranty



BATTERY TENDER LITHIUM BATTERY 120C	BATTERY TENDER LITHIUM BATTERY 240C	BATTERY TENDER LITHIUM BATTERY 300C	BATTERY TENDER LITHIUM BATTERY 360C	BATTERY TENDER LITHIUM BATTERY 480C
462001 99.95 B	462002 149.95 B	462003 199.95 B	462004 229.95 B	462005 299.95 B
<b>LEAD ACID REPLACEMENT RANGE</b>				
7-9Ah	10-14Ah	16-18Ah	21-24Ah	26-35Ah
<b>COLD CRANKING AMPS</b>				
120A	240A	300A	360A	480A
<b>DIMENSIONS</b>				
4.21"L x 2.2" W x 3.35"H	5.27" L x 2.55"W x 3.62"H	6.49"L x 3.38"W x 5.11"H	6.49"L x 3.38"W x 5.11"H	6.49"L x 3.38"W x 5.11"H
<b>WEIGHT</b>				
1.2 lbs	1.76 lbs	2.1 lbs	2.6 lbs	3.75 lbs

## Battery Tender Lithium Battery FAQs:

### What is the difference between Lithium Ion batteries and Lithium Ion Phosphate batteries?

Lithium-ion batteries are rechargeable batteries that use lithium as one of their active components. Lithium Ion Phosphate Batteries are a type of lithium-ion batteries known for their long life and inherent safety.

### How does the "Lead Acid Equivalent" capacity rating compare to Flooded, AGM, and Gel cell battery ratings?

The capacity of lead acid batteries decreases markedly when discharged at high currents such as when starting a vehicle. This effect is much less for a lithium battery. In fact, when discharged at a current equal to its capacity, a 2 A-hour lithium ion phosphate battery will have as much capacity as a 9 A-hour lead acid battery.

### Can I use a standard Lead Acid charger/maintainer for my Battery Tender® lithium battery?

As long as the battery charger does not have a desulfation mode and the peak voltage does not exceed 14.8V during the charge cycle it can be used to charge a Battery Tender® Lithium Battery. Of course the best way to charge and maintain a Battery Tender® Lithium Battery is to use a Battery Tender® Lithium Battery Charger.

### What is the best way to store my battery long term?

A Battery Tender® Lithium Battery has virtually no self-discharge and has a shelf life of 2 years. The best way to store the battery is disconnected from the vehicle in a clean and dry location with the protective covers installed on the positive terminals.

### How do I prevent water damage or corrosion to my battery?

A Battery Tender® Lithium Battery has a waterproof construction however the battery should be kept clean to minimize corrosion. A corrosion inhibitor can also be used on the terminal and connections.

### How do Lithium batteries Cold Cranking Amps "CCA" rating compare to Lead Acid batteries?

When talking about lithium batteries used for engine starting the term CCA is used when making comparisons of the cranking ability to that of a lead acid battery in the same application. It is important to select a Battery Tender® Lithium Battery that has a CCA rating that is equal or greater than the lead acid battery it is replacing.

### What happens if I hook up my battery charger to the wrong terminals?

If you happen to hook up your battery charger cables in reverse (positive cable to negative terminal and negative cable to positive terminal) then you will potentially damage the battery.

### What happens if I hook up my battery to the wrong terminals on my vehicle?

If you incorrectly connect your battery to the wrong cables (positive cable to negative terminal and negative cable to positive terminal) then there is a chance for spark and damage to the battery

- accessories
- body
- handlebar & grips
- cables & levers
- exhaust
- engine
- fuel & intake
- electrical & ignition
- clutch
- drive
- bearings
- brakes
- steering & suspension
- tires
- tools & shop

# ELECTRICAL & IGNITION

- accessories
- body
- handlebar & grips
- cables & levers
- exhaust
- engine
- fuel & intake
- electrical & ignition
- clutch
- drive
- bearings
- brakes
- steering & suspension
- tires
- tools & shop

MAINTENANCE FREE HIGH PERFORMANCE BATTERIES														
BATTERY TYPE	YUASA HIGH PERFORMANCE M/F			YUASA FACTORY ACTIVATED HIGH PERFORMANCE M/F			POWER SONIC HIGH PERFORMANCE M/F			POWER SONIC FACTORY ACTIVATED HIGH PERFORMANCE M/F			DELTRAN LITHIUM	
YTX14H-BS	920-101	100.95	E	920-134	111.95	E	-----	-----	-----	-----	-----	-----	-----	-----
YTX14AH-BS	920-102	104.95	E	920-131	107.95	E	SO3349	62.95	G	360019	66.95	G	462002	149.95 B
YTX14AHL-BS	920-103	104.95	E	920-132	107.95	E	SO3351	62.95	G	360020	66.95	G	462002	149.95 B
YTX20H-BS	920-104	122.95	E	920-137	124.95	E	-----	-----	-----	-----	-----	-----	462004	229.95 B
YTX20HL-BS	920-105	122.95	E	920-138	124.95	E	-----	-----	-----	360001	99.95	G	-----	-----
YTX20HL-BS-PW	920-106	124.95	E	920-140	125.95	E	-----	-----	-----	-----	-----	-----	462004	229.95 B
YTX24HL-BS	920-107	139.95	E	920-139	141.95	E	SO3324	119.95	G	-----	-----	-----	462004	229.95 B
YTX20CH-BS	920-108	122.95	E	-----	-----	-----	SO3354	76.95	G	-----	-----	-----	-----	-----
YIX30HL-BS	-----	-----	-----	-----	-----	-----	-----	-----	-----	360002	130.95	G	-----	-----
------(PIX50L-BS)	-----	-----	-----	-----	-----	-----	-----	-----	-----	-----	-----	-----	-----	-----

MAINTENANCE FREE BATTERIES														
BATTERY TYPE	YUASA M/F			YUASA FACTORY ACTIVATED M/F			POWER SONIC M/F			POWER SONIC FACTORY ACTIVATED M/F			DELTRAN LITHIUM	
YTX4L-BS	920-110	44.95	E	-----	-----	-----	SO3340	28.95	G	360003	30.95	G	462001	99.95 B
YTX5L-BS	920-111	51.95	E	-----	-----	-----	SO3335	33.95	G	360004	37.95	G	462001	99.95 B
YT7B-BS	920-112	90.95	E	-----	-----	-----	-----	-----	-----	-----	-----	-----	462001	99.95 B
YTX7A-BS	920-113	69.95	E	-----	-----	-----	360037	36.95	G	360008	39.95	G	462001	99.95 B
YTX7L-BS	920-114	67.95	E	-----	-----	-----	SO3292	46.95	G	360009	49.95	G	462001	99.95 B
YTX9-BS	920-115	77.95	E	920-128	88.95	E	SO3339	46.95	G	360012	49.95	G	462001	99.95 B
YT9B-BS	920-116	103.95	E	-----	-----	-----	-----	-----	-----	-----	-----	-----	462001	99.95 B
YT12A-BS	920-117	105.95	E	-----	-----	-----	360040	73.95	G	-----	-----	-----	462002	149.95 B
YT12B-BS	920-118	107.95	E	-----	-----	-----	-----	-----	-----	-----	-----	-----	462002	149.95 B
YTX12-BS	920-119	87.95	E	920-129	94.95	E	SO3342	57.95	G	360015	57.95	G	462002	149.95 B
YTX14-BS	920-120	93.95	E	920-130	100.95	E	SO3344	63.95	G	360018	67.95	G	462002	149.95 B
YTX14L-BS	920-121	93.95	E	920-133	107.95	E	360043	63.95	G	360021	67.95	G	462002	149.95 B
YT14B-BS	920-122	134.95	E	-----	-----	-----	-----	-----	-----	-----	-----	-----	462002	149.95 B
YTX15L-BS	920-123	117.95	E	-----	-----	-----	SO3350	66.95	G	-----	-----	-----	462002	149.95 B
YTX16-BS	920-124	110.95	E	-----	-----	-----	SO3346	65.95	G	-----	-----	-----	462002	149.95 B
YTX16-BS-1	920-125	110.95	E	-----	-----	-----	360044	74.95	G	-----	-----	-----	462002	149.95 B
PTX18L-BS (P. SONIC ONLY)	-----	-----	-----	-----	-----	-----	SO3347	87.95	G	-----	-----	-----	-----	-----
PTX19CL-BS (P. SONIC ONLY)	-----	-----	-----	-----	-----	-----	SO3352	113.95	G	360026	113.95	G	-----	-----
YTX20-BS	920-126	113.95	E	920-135	115.95	E	-----	-----	-----	-----	-----	-----	462003	199.95 B
YTX20L-BS	920-127	113.95	E	920-136	115.95	E	SO3348	90.95	G	360028	95.95	G	462003	199.95 B
YIX30L-BS	920-109	157.95	E	920-145	157.95	E	SO3353	126.95	G	360030	126.95	G	462005	299.95 B

YUASA YTX MAINTENANCE FREE, FACTORY ACTIVATED (12 VOLT) BATTERIES						
BATTERY TYPE	YUASA YTX M/F FACTORY ACTIVATED		POWER SONIC PTZ M/F, FACTORY ACTIVATED		DELTRAN LITHIUM	
GYZ20HL	920-241	141.95	E	-----	-----	-----
YTX5S	-----	-----	-----	360005	41.95	G
YTX7S	920-141	129.95	E	360010	47.95	G
YTX10S	920-142	170.95	E	360013	73.95	G
YTX12S	920-143	184.95	E	360016	81.95	G
YTX14S	920-144	207.95	E	360022	92.95	G



YUMICRON BATTERIES									
BATTERY TYPE	YUASA YUMICRON 12 VOLT			YUASA YUMICRON CX-12 VOLT		POWER SONIC HIGH PERFORMANCE		DELTRAN LITHIUM	
YB2.5L-C	920-149	31.95	E	----	----	360052	18.95	G	----
YB2.5L-C-1	920-150	31.95	E	----	----	360053	18.95	G	----
YB3L-A	920-151	35.95	E	----	----	360054	21.95	G	----
YB3L-B	920-152	40.95	E	----	----	360055	21.95	G	----
YB4L-A	920-153	40.95	E	----	----	360056	23.95	G	462001 99.95 B
YB4L-B	920-154	27.95	E	----	----	360057	23.95	G	462001 99.95 B
YB5L-B	920-155	33.95	E	----	----	360058	25.95	G	462001 99.95 B
YB7-A	920-156	40.95	E	----	----	360059	35.95	G	462001 99.95 B
YB7B-B	920-157	47.95	E	----	----	----	----	----	----
YB7C-A	920-158	49.95	E	----	----	360060	41.95	G	462001 99.95 B
YB7L-B	920-159	55.95	E	----	----	360061	41.95	G	462001 99.95 B
YB9A-A	920-160	54.95	E	----	----	SO3210	43.95	G	----
YB9L-A2	920-161	67.95	E	----	----	SO3214	39.95	G	462002 149.95 B
YB9-B	920-162	49.95	E	----	----	360062	39.95	G	462002 149.95 B
YB9L-B	920-163	49.95	E	----	----	360063	35.95	G	462002 149.95 B
YB10A-A2	920-164	56.95	E	----	----	SO3220	43.95	G	----
YB10L-A2	920-165	56.95	E	----	----	SO2005	41.95	G	462002 149.95 B
YB10L-B	920-166	62.95	E	----	----	SO2010	47.95	G	462002 149.95 B
YB10L-B2	920-167	62.95	E	----	----	360064	41.95	G	462002 149.95 B
YB12A-A	920-168	55.95	E	----	----	SO2012	42.95	G	462001 99.95 B
YB12AL-A	920-171	59.95	E	----	----	360065	42.95	G	462002 149.95 B
YB12AL-A2	920-172	59.95	E	----	----	360066	43.95	G	462002 149.95 B
YB12A-B	920-173	71.95	E	----	----	360067	50.95	G	----
YB12B-B2	920-174	77.95	E	----	----	360068	55.95	G	----
YB12C-A	920-175	60.95	E	----	----	SO3224	43.95	G	----
YB14-A2	920-176	62.95	E	----	----	SO2214	49.95	G	----
14A-A	----	----	----	----	----	SO3229	46.95	G	----
YB14A-A1	920-177	66.95	E	----	----	----	----	----	----
YB14A-A2	920-178	62.95	E	----	----	SO3234	46.95	G	----
YB14L-A1	920-179	70.95	E	----	----	360070	60.95	G	----
YB14L-A2	920-180	62.95	E	----	----	SO2014	46.95	G	----
YB14L-A2 W/SENSOR	920-181	68.95	E	----	----	360072	67.95	G	----
YB14L-B2	920-182	71.95	E	----	----	360071	----	----	----
YB14-B2	920-183	71.95	E	----	----	360067	50.95	G	----
SYB14L-A2	920-184	106.95	E	----	----	360072	67.95	G	----
YB16AL-A2	920-185	83.95	E	----	----	SO3236	66.95	G	----
HYB16A-AB	920-186	99.95	E	----	----	----	----	----	462002 149.95 B
YB16-B	920-187	76.95	E	----	----	360074	67.95	G	462004 229.95 B
YB16-B-CX	----	----	----	920-146	97.95 E	----	----	----	----
YB16L-B	920-188	81.95	E	----	----	SO2016	67.95	G	----
YB16B-A	920-189	119.95	E	----	----	360075	84.95	G	----
YB16B-A1	920-190	118.95	E	----	----	360076	78.95	G	----
YB16C-B	920-191	96.95	E	----	----	----	----	----	----
YB16CL-B	920-192	75.95	E	----	----	SO3240	62.95	G	----
YB16HL-A-CX	----	----	----	920-147	96.95 E	----	----	----	----
YB18-A	920-193	84.95	E	----	----	SO3281	72.95	G	----
YB18L-A	920-194	84.95	E	----	----	360078	----	----	----
Y50-N18A-A	920-195	121.95	E	----	----	360079	----	----	----
Y50-N18L-A	920-196	78.95	E	----	----	----	----	----	----
Y50-N18L-A3	920-197	78.95	E	----	----	SO2050	67.95	G	----
Y50-N18L-A3-CX	----	----	----	920-148	100.95 E	----	----	----	----
SY50-N18L-AT	920-198	92.95	E	----	----	360081	94.95	G	----
YB30L-B	920-203	114.95	E	----	----	SO3290----	95.95	G	----
YB30CL-B	920-204	128.95	E	----	----	SO3337	98.95	G	----
51814	920-205	109.95	E	----	----	360084	84.95	G	462002 149.95 B
51913	920-206	97.95	E	----	----	----	----	----	462002 149.95 B
53030	920-207	126.95	E	----	----	360086	109.95	G	----
	ACID NOT INCLUDED			ACID NOT INCLUDED		ACID PACKS INCLUDED IN ALL POWER SONIC BATTERIES			

- accessories
- body
- handlebar & grips
- cables & levers
- exhaust
- engine
- fuel & intake
- electrical & ignition
- clutch
- drive
- bearings
- brakes
- steering & suspension
- tires
- tools & shop

# ELECTRICAL & IGNITION

- accessories
- body
- handlebar & grips
- cables & levers
- exhaust
- engine
- fuel & intake

CONVENTIONAL 12 VOLT BATTERIES						
BATTERY TYPE	YUASA		POWER SONIC		DELTRAN	
12N5-3B	920-208	36.95 E	360087	24.95 G	-----	
12N5-4B	920-209	36.95 E	360088	24.95 G	462001	99.95 B
12N5.5-3B	920-210	46.95 E	360089	25.95 G	462001	99.95 B
12N5.5-4A	920-211	50.95 E	360090	26.95 G	462001	99.95 B
12N5.5A-3B	920-212	39.95 E	360091	28.95 G	462001	99.95 B
12N7-3B	920-213	42.95 E	360092	36.95 G	-----	
12N7-4A	920-214	40.95 E	SO2274	36.95 G	-----	
12N7-4B	920-215	51.95 E	360093	31.95 G	-----	
12N7D-3B	920-216	40.95 E	SO3228	30.95 G	-----	
12N9-3A	920-217	53.95 E	-----		462001	99.95 B
12N9-3B	920-218	51.95 E	360095	32.95 G	462002	149.95 B
12N9-4B-1	920-219	38.95 E	SO1109	28.95 G	462001	99.95 B
12N12A-4A-1	920-222	46.95 E	SO1112	35.95 G	-----	
12N14-3A	920-223	46.95 E	SO1114	37.95 G	-----	
12N24-3A	920-224	97.95 E	-----		-----	
12N24-3	920-225	104.95 E	-----		-----	
YHD-12H	920-226	117.95 E	-----		462002	149.95 B



- electrical & ignition
- clutch
- drive
- bearings
- brakes
- steering & suspension
- tires
- tools & shop

## BATTERY CROSS REFERENCE CHART

FACTORY ACTIVATED MAINTENANCE FREE	HIGH PERFORMANCE MAINTENANCE FREE	MAINTENANCE FREE VRLA	YUMICRON CX	YUMICRON	CONVENTIONAL
-	-	-	-	6YB11-2D	6N11-2D
-	YTX4L-BS	YT4L-BS (Discontinued)	-	YB4L-A, YB4L-B	-
YTZ7S	YTX5L-BS	YT5L-BS (Discontinued)	-	-	-
-	-	-	-	YB5L-B	12N5-3B
-	-	-	-	YB7L-B	12N7-3B
-	-	-	-	YB7-A	12N7-4A
-	-	-	-	YB9-B	12N9-4B-1
-	-	-	-	YB9L-B	12N9-3B
-	-	-	-	YB10L-A2	12N10-3A-2
-	-	-	-	YB12A-A	12N12A-4A-1
YTX14H	YTX14H-BS	YTX14-BS	-	-	-
YTX14AH	YTX14AH-BS	-	-	YB14-A2, YB14-B2	-
YTX14AH †††	YTX14AH-BS †††	-	-	YB14A-A1, YB14A-A2	-
YTX14AHL	YTX14AHL-BS	-	-	YB14L-A2	12N14-3A
YTX14AHL	YTX14AHL-BS	-	-	YB14L-B2	-
-	YTX20CH-BS	YTX16-BS	-	-	-
YTX20H, YTX20 †	YTX20H-BS †	YTX20-BS †	YB16-B-CX	YB16-B	-
YTX20H, YTX20 †	YTX20H-BS †	YTX20-BS †	-	YB18-A	-
YTX20HL-PW S	YTX20HL-BS-PW S	-	-	YB16CL-B	-
YTX20HL, YTX20L C	YTX20HL-BS C	YTX20L-BS C	YB16HL-A-CX	-	-
YTX20HL, YTX20L †	YTX20HL-BS †	YTX20L-BS †	-	YB16L-B	-
YTX20HL, YTX20L †	YTX20HL-BS †	YTX20L-BS †	-	YB18L-A	-
GYZ20L	YTX20HL-BS †	YTX20L-BS	-	-	-
YTX24HL ††	YTX24HL-BS ††	-	Y50-N18L-A-CX	Y50-N18L-A	-
YTX24HL	YTX24HL-BS	-	-	Y50-N18L-A3	-
YTX24HL †† (1)	YTX24HL-BS †† (1)	-	-	SY50-N18L-AT	-
YIX30L	-	-	-	YB30L-B	-
YIX30L	-	-	-	53030	Y60-N24AL-B (disc.)

VRLA Valve Regulated Lead Acid.

††† Includes 10mm spacer for use in replacing YB14A-A1 and YB14A-A2.

S Includes 20mm spacer for use in replacing YB16CL-B.

C Requires use of Yuasa Cover/Spacer Kit part no. 478651

† The YTX20 series batteries may be used as an optional upgrade, but some modification to the hold down may be necessary.

See label for retrofit cautions.

†† Top and front terminal mounts only.

(1) Eliminates need for sensor (needs to be disabled).

## BATTERY SPECIFICATIONS

### HIGH PERFORMANCE, MAINTENANCE FREE BATTERY SPECIFICATIONS - 12 VOLT

BATTERY TYPE		CAPACITY AH (10H-R)	DIMENSIONS - INCHES (+/- 1/16 IN)			DIMENSIONS - MM (+/- 2 MM)			WEIGHT W/O ACID LBS	TERMINAL TYPE	ACID VOL. LITERS	REGULAR CHARGE CURRENT AMP	C.C.A. @ 0° F (-18° C)
			L	W	H	L	W	H					
YTX14AH-BS ‡‡‡	FA	12	5 5/16	3 1/2	6 9/16	134	89	166	9.0	4	0.66	1.2	210
YTX14AHL-BS	FA	12	5 5/16	3 1/2	6 9/16	134	89	166	9.0	4	0.66	1.2	210
YTX14H-BS	FA	12	6	3 7/16	5 3/4	150	87	145	8.6	4	0.69	1.2	260
YTX20CH-BS		18	6	3 7/16	6 3/8	150	87	161	11.0	4	0.82	1.8	270
YTX20H-BS	FA	18	6 7/8	3 7/16	6 1/8	175	87	155	12.4	4	0.93	1.8	310
YTX20HL-BS	FA	18	6 7/8	3 7/16	6 1/8	175	87	155	12.4	4	0.93	1.8	310
YTX20HL-BS-PW	FA	18	6 7/8	3 7/16	6 7/8	175	87	175	12.4	4	0.93	1.8	310
YTX24HL-BS	FA	21	8 1/8	3 7/16	6 3/8	205	87	162	14.4	4	0.99	2.1	350

### FACTORY ACTIVATED MAINTENANCE FREE BATTERY SPECIFICATIONS - 12 VOLT

BATTERY TYPE		CAPACITY AH (10H-R)	DIMENSIONS - INCHES (+/- 1/16 IN)			DIMENSIONS - MM (+/- 2 MM)			WEIGHT W/O ACID LBS	TERMINAL TYPE	ACID VOL. LITERS	REGULAR CHARGE CURRENT AMP	C.C.A. @ 0° F (-18° C)
			L	W	H	L	W	H					
YTZ7S		6	4 7/16	2 3/4	4 1/8	113	70	105	4.6	5	N/A	0.6	130
YTZ10S		8.6	6	3 7/16	3 11/16	150	87	93	7.0	11	N/A	0.9	190
YTZ12S		11	6	3 7/16	4 3/8	150	87	110	8.1	11	N/A	1.1	210
YTZ14S		11.2	6	3 7/16	4 3/8	150	87	110	8.6	11	N/A	1.1	230
GYZ20L		18	6 7/8	3 7/16	6 1/8	175	87	155	15.2	4	N/A	1.8	270
YIX30L	FA	30	6 1/4	5	7 1/2	166	126	175	22.0	5	N/A	3.0	385
TR4A-BS		2.3	4 1/2	1 15/16	3 3/8	114	49	86	2.0	12	0.14	0.3	45
YT4B-BS		2.3	4 1/2	1 9/16	3 7/16	114	39	86.5	2.1	13	0.12	0.3	40
YTX4L-BS		3	4 1/2	2 13/16	3 3/8	114	71	86	2.9	5	0.18	0.4	50
YTX5L-BS		4	4 1/2	2 13/16	4 3/16	114	71	106	3.5	5	0.24	0.5	70
YT7B-BS		6.5	6	2 9/16	3 11/16	150	65	93	5.0	11	0.33	0.7	85
YTX7A-BS		6	6	3 7/16	3 3/4	150	87	94	5.3	5	0.33	0.7	90
YTX7L-BS		6	4 1/2	2 13/16	5 3/16	114	71	131	5.1	5	0.33	0.6	85
YT9B-BS		8	6	2 3/4	4 1/8	150	70	105	7.5	11	0.4	0.8	115
YTX9-BS	FA	8	6	3 7/16	4 3/16	150	87	105	5.4	5	0.40	0.9	120
YT12A-BS		9.5	6	3 7/16	4 3/16	150	87	105	6.3	5	0.47	1.0	175
YT12B-BS		10	6	2 3/4	5 1/8	150	69	130	7.6	11	0.52	1.0	125
YTX12-BS	FA	10	6	3 7/16	5 1/8	150	87	130	7.5	5	0.60	1.2	180
KMX14-BS K		12	6	3 7/16	5 3/4	150	87	145	8.1	5	0.69	1.4	200
YT14B-BS		12	6 1/8	2 3/4	5 3/4	152	70	145	10.1	11	0.60	1.2	210
YTX14-BS	FA	12	6	3 7/16	5 3/4	150	87	145	8.1	5	0.69	1.4	200
YTX14L-BS	FA	12	6	3 7/16	5 3/4	150	87	145	8.1	5	0.69	1.4	200
YTX15L-BS		13	6 7/8	3 7/16	5 1/8	175	87	130	8.8	4	0.69	1.3	230
YTX16-BS		14	6	3 7/16	6 3/8	150	87	161	10.3	4	0.78	1.4	230
YTX16-BS-1		14	6	3 7/16	6 3/8	150	87	161	10.3	1	0.78	1.4	230
YTX20-BS	FA	18	6 7/8	3 7/16	6 1/8	175	87	155	11.2	4	0.93	1.8	270
YTX20L-BS	FA	18	6 7/8	3 7/16	6 1/8	175	87	155	11.2	4	0.93	1.8	270

### YUMICRON CX BATTERY SPECIFICATIONS - 12 VOLT

BATTERY TYPE		CAPACITY AH (10H-R)	DIMENSIONS - INCHES (+/- 1/16 IN)			DIMENSIONS - MM (+/- 2 MM)			WEIGHT W/O ACID LBS	TERMINAL TYPE	ACID VOL. OUNCES	REGULAR CHARGE CURRENT AMP	C.C.A. @ 0° F (-18° C)
			L	W	H	L	W	H					
YB16-B-CX		19	6 7/8	4	6 1/8	175	100	155	10.5	6	40.6	1.9	-
YB16HL-A-CX		19	6 7/8	4	6 1/8	175	100	155	10.5	6	40.6	1.9	-
Y50-N18L-A-CX		20	8 1/8	3 9/16	6 3/8	205	90	162	11.2	7	47.3	2.0	-

### YUMICRON BATTERY SPECIFICATIONS -12 VOLT

- accessories
- body
- handlebar & grips
- cables & levers
- exhaust
- engine
- fuel & intake
- electrical & ignition
- clutch
- drive
- bearings
- brakes
- steering & suspension
- tires
- tools & shop

# ELECTRICAL & IGNITION

## YUASA BATTERY SPECIFICATIONS CONTINUED

- accessories
- body
- handlebar & grips
- cables & levers
- exhaust
- engine
- fuel & intake
- electrical & ignition
- clutch
- drive
- bearings
- brakes
- steering & suspension
- tires
- tools & shop

BATTERY TYPE	CAPACITY AH (10H-R)	DIMENSIONS - INCHES (+/- 1/16 IN)			DIMENSIONS - MM (+/- 2 MM)			WEIGHT W/O ACID LBS	TERMINAL TYPE	ACID VOL. OUNCES	REGULAR CHARGE CURRENT AMP	C.C.A. @ 0° F (-18° C)
		L	W	H	L	W	H					
YB2.5L-C	2.5	3 3/16	2 3/4	4 1/8	80	70	105	1.7	-	8.1	0.3	-
YB2.5L-C-1	2.5	3 3/16	2 3/4	4 1/8	80	70	105	1.7	-	8.1	0.3	-
YB3L-A	3	3 7/8	2 1/4	4 3/8	98	56	110	2.5	6	8.1	0.3	-
YB3L-B	3	3 7/8	2 1/4	4 3/8	98	56	110	2.5	6	8.1	0.3	-
YB4L-A	4	4 3/4	2 3/4	3 5/8	120	70	92	2.8	5	10.1	0.4	-
YB4L-B	4	4 3/4	2 3/4	3 5/8	120	70	92	2.8	5	10.1	0.4	-
YB5L-B	5	4 3/4	2 3/8	5 1/8	120	60	130	3.5	6	12.2	0.5	-
YB7-A	8	5 5/16	3	5 1/4	135	75	133	5.1	6	20.3	0.8	-
YB7B-B	7	6	2 3/8	5 1/8	150	60	130	4.0	6	16.9	0.7	-
YB7C-A	8	5 1/8	3 9/16	4 1/2	130	90	114	5.1	3	20.3	0.8	-
YB7L-B	8	5 5/16	3	5 1/4	135	75	133	5.1	6	20.3	0.8	-
YB9A-A	9	5 5/16	3	6 1/8	135	75	155	5.3	6	20.3	0.9	-
YB9L-A2	9	5 5/16	3	5 1/2	135	75	139	5.3	2	20.3	0.9	-
YB9-B	9	5 5/16	3	5 1/2	135	75	139	5.3	6	20.3	0.9	-
YB9L-B	9	5 5/16	3	5 1/2	135	75	139	5.3	6	20.3	0.9	-
YB10A-A2	11	5 5/16	3 9/16	6 1/8	135	90	155	7.0	8	27.0	1.1	-
YB10L-A2	11	5 5/16	3 9/16	5 3/4	135	90	145	7.0	8	27.0	1.1	-
YB10L-B	11	5 5/16	3 9/16	5 3/4	135	90	145	7.0	6	27.0	1.1	-
YB10L-B2	11	5 5/16	3 9/16	5 3/4	135	90	145	7.0	8	27.0	1.1	-
YB12A-A	12	5 5/16	3 3/16	6 5/16	134	80	160	6.8	6	27.0	1.2	-
YB12A-A W/S †	12	5 5/16	3 3/16	6 5/16	134	80	160	6.8	6	27.0	1.2	-
YB12A-A W/TA **	12	5 5/16	3 3/16	6 5/16	134	80	160	6.8	6	27.0	1.2	-
YB12AL-A W/TA D1	12	5 5/16	3 3/16	6 5/16	134	80	160	6.8	6	25.4	1.2	-
YB12AL-A	12	5 5/16	3 3/16	6 5/16	134	80	160	6.8	6	25.4	1.2	-
YB12AL-A2 *	12	5 5/16	3 3/16	6 5/16	134	80	160	6.8	8	25.4	1.2	-
YB12A-B	12	5 5/16	3 3/16	6 5/16	134	80	160	6.8	6	25.4	1.2	-
YB12B-B2	12	6 5/16	3 9/16	5 1/8	160	90	130	7.1	8	27.0	1.2	-
YB12C-A	12	5 5/16	3 3/16	6 7/8	134	80	175	7.1	4	27.0	1.2	-
YB14-A2	14	5 5/16	3 1/2	6 9/16	134	89	166	7.6	8	30.4	1.4	-
YB14A-A1	14	5 5/16	3 1/2	6 15/16	134	89	176	7.9	6	30.4	1.4	-
YB14A-A2	14	5 5/16	3 1/2	6 15/16	134	89	176	7.9	8	30.4	1.4	-
YB14L-A1	14	5 5/16	3 1/2	6 9/16	134	89	166	7.6	1	30.4	1.4	-
YB14L-A2	14	5 5/16	3 1/2	6 9/16	134	89	166	7.6	8	30.4	1.4	-
YB14L-A2 W/S †	14	5 5/16	3 1/2	6 9/16	134	89	166	7.6	8	30.4	1.4	-
YB14L-B2	14	5 5/16	3 1/2	6 9/16	134	89	166	7.6	8	30.4	1.4	-
YB14-B2	14	5 5/16	3 1/2	6 9/16	134	89	166	7.6	8	30.4	1.4	-
SYB14L-A2 #	14	5 5/16	3 1/2	6 9/16	134	89	166	7.6	8	30.4	1.4	-
SYB14L-B2 #	14	5 5/16	3 1/2	6 9/16	134	89	166	7.6	8	30.4	1.4	-
YB16AL-A2	16	8 1/8	2 13/16	6 7/16	207	71.5	164	8.6	2	37.2	1.6	-
HYB16A-AB	16	6	3 5/8	7 1/16	151	91	180	8.5	7	30.4	1.6	-
YB16-B	19	6 7/8	4	6 1/8	175	100	155	10.5	6	40.6	1.9	-
YB16L-B	19	6 7/8	4	6 1/8	175	100	155	10.5	6	40.6	1.9	-
YB16B-A	16	6 5/16	3 9/16	6 3/8	160	90	161	8.4	4	33.8	1.6	-
YB16B-A1 *	16	6 5/16	3 9/16	6 3/8	160	90	161	8.4	7	33.8	1.6	-
YB16C-B	19	6 7/8	4	6 7/8	175	100	175	10.1	5	40.6	1.9	-
YB16CL-B	19	6 7/8	4	6 7/8	175	100	175	10.1	5	40.6	1.9	-
SYB16L-B # D2	19	6 15/16	4	6 1/8	175	100	155	9.3	6	43.9	1.9	-
YB18-A	18	7 1/8	3 9/16	6 3/8	180	90	162	9.4	7	40.6	1.8	-
YB18L-A	18	7 1/8	3 9/16	6 3/8	180	90	162	9.4	7	40.6	1.8	-
Y50-N18A-A	20	8 1/8	3 9/16	6 15/16	205	90	176	11.2	7	50.7	2.0	-
Y50-N18L-A	20	8 1/8	3 9/16	6 3/8	205	90	162	11.2	7	47.3	2.0	-
Y50-N18L-A3	20	8 1/8	3 9/16	6 3/8	205	90	162	11.2	4	47.3	2.0	-
SY50-N18L-AT #	20	8 1/8	3 9/16	6 3/8	205	90	162	11.2	7	47.3	2.0	-

YUMICRON BATTERY SPECIFICATIONS -12 VOLT

## BATTERY SPECIFICATIONS CONTINUED

BATTERY TYPE	CAPACITY AH (10H-R)	DIMENSIONS - INCHES (+/- 1/16 IN)			DIMENSIONS - MM (+/- 2 MM)			WEIGHT W/O ACID LBS	TERMINAL TYPE	ACID VOL. OUNCES	REGULAR CHARGE CURRENT AMP	C.C.A. @ 0° F (-18° C)
		L	W	H	L	W	H					
Y60-N24-A	28	7 1/4	4 7/8	6 7/8	184	124	175	14.4	3	57.5	2.8	-
Y60-N24AL-B D3	28	7 1/4	4 7/8	6 7/8	184	124	175	14.4	3	57.5	2.8	-
YB30L-B	30	6 5/8	5 3/16	6 15/16	168	132	176	14.1	4	57.5	3.0	-
YB30CL-B	30	6 5/8	5 3/16	7 9/16	168	132	192	14.5	4	57.5	3.0	-
51814	*** 19	7 7/16	3 1/4	6 7/8	186	82	171	9.4	10	33.8	1.9	-
51913	*** 19	7 7/16	3 1/4	6 7/8	186	82	171	9.4	10	33.8	1.9	-
53030	*** 30	7 7/16	5 1/8	6 7/8	186	130	171	16.1	10	54.1	3.0	-

### CONVENTIONAL BATTERY SPECIFICATIONS - 12 VOLT

BATTERY TYPE	CAPACITY AH (10H-R)	DIMENSIONS - INCHES (+/- 1/16 IN)			DIMENSIONS - MM (+/- 2 MM)			WEIGHT W/O ACID LBS	TERMINAL TYPE	ACID VOL. OUNCES	REGULAR CHARGE CURRENT AMP	C.C.A. @ 0° F (-18° C)
		L	W	H	L	W	H					
12N5-3B	5	4 3/4	2 3/8	5 1/8	120	60	130	3.1	6	13.5	0.5	-
12N5-4B	5	4 3/4	2 3/8	5 1/8	120	60	130	3.1	6	13.5	0.5	-
12N5.5-3B	5.5	5 5/16	2 3/8	5 1/8	135	60	130	4.3	6	13.5	0.6	-
12N5.5-4A	5.5	5 5/16	2 3/8	5 1/8	135	60	130	4.3	2	13.5	0.6	-
12N5.5A-3B	5.5	4 1/16	3 9/16	4 1/2	103	90	114	4.3	6	16.9	0.6	-
12N7-3B	7	5 5/16	3	5 1/4	135	75	133	4.9	6	16.9	0.7	-
12N7-4A	7	5 5/16	3	5 1/4	135	75	133	4.9	6	16.9	0.7	-
12N7-4B	7	5 5/16	3	5 1/4	135	75	133	4.9	6	16.9	0.7	-
12N7D-3B	7	5 5/16	3	5 15/16	135	75	150	4.9	6	20.3	0.7	-
12N9-3A	9	5 5/16	3	5 1/2	135	75	139	5.4	9	20.3	0.9	-
12N9-3A-1 D4	9	5 5/16	3	5 1/2	135	75	139	5.4	6	20.3	0.9	-
12N9-3B	9	5 5/16	3	5 1/2	135	75	139	5.4	6	20.3	0.9	-
12N9-4B-1	9	5 5/16	3	5 1/2	135	75	139	5.4	6	20.3	0.9	-
12N10-3A D5	10	5 5/16	3 9/16	5 3/4	135	90	145	6.4	6	27.0	1.0	-
12N10-3A-1 D5	10	5 5/16	3 9/16	5 3/4	135	90	145	6.4	6	27.0	1.0	-
12N10-3A-2	10	5 5/16	3 9/16	5 3/4	135	90	145	5.8	8	27.0	1.0	-
12N11-3A-1	11	5 5/16	3 9/16	6 1/8	135	90	155	7.5	8	27.0	1.1	-
12N12A-4A-1	12	5 5/16	3 3/16	6 5/16	134	80	160	6.8	6	23.7	1.2	-
12N14-3A	14	5 5/16	3 1/2	6 9/16	134	89	166	7.5	8	27.0	1.4	-
12N24-3A	24	7 1/4	4 7/8	6 7/8	184	124	175	12.1	3	40.6	2.4	-
12N24-3	24	7 1/4	4 7/8	6 7/8	184	124	175	12.1	3	40.6	2.4	-
YHD-12H	29	8 1/8	5 1/4	6 1/2	206	133	165	13.3	9	74.4	2.8	-

FA ALSO AVAILABLE FACTORY ACTIVATED. DROP "-BS" FROM PART NO.

‡‡‡ INCLUDES 10MM SPACER FOR ADDITIONAL HEIGHT REQUIRED IN REPLACING YB14A-A1 AND YB14A-A2.

S HEIGHT WITH 20MM SPACER INCLUDED FOR USE IN REPLACING YB16CL-B.

K AVAILABLE AT KAWASAKI DEALERS ONLY.

† WHEN ORDERING THIS BATTERY, SPECIFY SENSOR.

# THIS BATTERY INCLUDES A SENSOR.

\* INCLUDES TERMINAL ADAPTOR FOR CONVERTING TO TOP MOUNT.

\*\* WHEN ORDERING THIS BATTERY, SPECIFY TERMINAL ADAPTOR.

\*\*\* @ 20 HR. RATE.

\*\*\*\* TEST RESULTS NOT AVAILABLE AT DATE OF PRINTING - VALUE IS THEORETICAL.

- accessories
- body
- handlebar & grips
- cables & levers
- exhaust
- engine
- fuel & intake
- electrical & ignition
- clutch
- drive
- bearings
- brakes
- steering & suspension
- tires
- tools & shop

# ELECTRICAL & IGNITION

## YUMICRON BATTERY CROSS REFERENCE CHART

Terminal shapes vary from one battery to another. By identifying the correct replacement battery from the following application, you are assured of the proper terminal configuration. For custom applications, refer to the chart below to identify terminal shape and corresponding batteries.

Type	Terminal			Battery Type				
	Front	Side	Top					
<b>1</b>				YB14L-A1 YTX16-BS-1				
<b>2</b>				YB9L-A2 12N5.5-4A	YB16AL-A2			
<b>3</b>				YB7C-A 12N24-3	Y60-N24AL-B 12N24-3A	Y60-N24-A		
<b>4</b>				YB12C-A YTX14L-BS YTX20CH-BS YTX20HL-BS-PW	YB16B-A YTX14H-BS YTX20-BS YTX24HL-BS	Y50-N18L-A3 YTX14AH-BS YTX20L-BS GY220L	YB30L-B YTX14AHL-B YTX20H-BS	YB30CL-B YTX15L-BS YTX20HL-BS
<b>5</b>				YTX4L-BS YTX9-BS YTX16-BS YB4L-A	YTX5L-BS YT12A-BS YB4L-B	YTZ7S YTX12-BS YB16C-B	YTX7A-BS KMX14-BS YB16CL-B	YTX7L-BS YTX14-BS YIX30L-BS
<b>6</b>				YB3L-A YB7L-B YB12A-A YB16-B-CX 12N5-3B 12N7-4A 12N9-4B-1 6N5-3B B3B-6	YB3L-B YB9A-A YB12AL-A YB16L-B 12N5-4B 12N7-4B 12N10-3A 6N5-3B-1 B54-6	YB5L-B YB9-B YB12A-B YB16HL-A-CX 12N5.5-3B 12N7D-3B 12N10-3A-1 6N11A-1B B3B-6A	YB7-A YB9L-B YB14A-A1 SYB16L-B 12N5.5A-3B 12N9-3A-1 12N12A-4A-1 6N11-2D	YB7B-B YB10L-B YB16-B 12N7-3B 12N9-3B 6N12A-2D
<b>7</b>				HYB16A-AB Y50-N18A-A	YB16B-A1** Y50-N18L-A	YB18-A Y50-N18L-A-CX	YB18L-A SY50-N18L-AT	
<b>8</b>				YB10A-A2 YB12B-B2 SYB14L-A2 12N10-3A-2	YB10L-A2 YB14-A2 YB14-B2 12N11-3A-1	YB10L-B2 YB14A-A2 YB14L-B2 12N14-3A	YB12AL-A2* YB14L-A2	
<b>9</b>				YHD-12H 12N9-3A				
<b>10</b>				51814	51913	53030		
<b>11</b>				YT9B-BS YT7B-BS	YTZ10S YTR9-BS	YTZ12S YT12B-BS	YTZ14S	YT14B-BS
<b>12</b>				YTR4A-BS				
<b>13</b>				YT4B-BS				

## BATTERY BOLT AND NUT SETS

DESCRIPTION	PART #			
12mm Stainless Steel Bolt & Nut Set	920-232	2.95	E	
20mm, 12 Stainless Steel Bolt, Washer & Brass Spacer Set	920-233	2.95	E	
16mm Stainless Steel Nut & Washer Set	920-234	2.95	E	
12mm Stainless Steel Bolt & Nut Set	920-235	1.95	E	
20mm, 12 Stainless Steel Bolt, Washer and Brass Spacer Set	920-236	1.95	E	
11mm Stainless Steel Bolt & Nut Set	920-237	4.95	E	
22mm Stainless Steel Bolt & Nut Set	920-239	1.95	E	
14mm Stainless Steel Bolt & Nut Set	920-240	2.95	E	







## CROSS REFERENCE CHART

YUASA	EXIDE	DEKA	DELCO	INTERSTATE	GS-ZTONG YEE	GS-JSB	MOTO CROSS	NAPA	SEARS	WAL-MART	YACHT
<b>FACTORY SEALED / SEALED MAINTENANCE FREE</b>											
YTR4A-BS	-	-	-	CYTR4A-BS	GTR4A-5	-	M62R4A	-	-	-	-
YT4B-BS	-	-	-	CYT4B-BS	GT4B-5	-	M62T4B	-	-	-	-
YTX4L-BS	4L-BS	-	GT4L-BS	CYTX4L-BS	GT4L-BS	-	M62X4B	740-1865	44015	ES4LBS	CTX4L-BS
YTX5L-BS	5L-BS	-	GTX5L-BS	CYTX5L-BS	GTX5L-BS	-	M32X5B	-	44022	-	-
YTX7A-BS	7A-BS	-	-	CYTX7A-BS	GTX-7A-BS	-	M32X7A	-	44023	-	CTX7A-BS
YT7B-BS	-	-	-	CYT7B-BS	GT7B-4	-	M62T7B	-	-	-	-
YTX7L-BS	7L-BS	-	-	CYTX7L-BS	-	GTX7L-BS	M327BS	-	44024	-	CTX7L-BS
YTZ7S	-	-	-	FAYTZ7S	GT6B-3	-	M727ZS	-	-	-	-
YTX9-BS	9-BS	ETX9	GTX9-BS	CYTX9-BS	GTX9-BS	-	M329BS	740-1825	44025	-	CTX9-BS
YT9B-BS	-	-	-	CYT9B-BS	GT9B-4	-	M629B4	-	-	-	-
YTZ10S	-	-	-	FAYTZ10S	-	-	M7210A	-	-	-	-
YTX12-BS	12-BS	ETX12	GTX12-BS	CYTX12-BS	GTX12-BS	-	M3RH2S	740-1866	44016	ES12BS	CTX12-BS
YT12B-BS	-	-	-	CYT12B-BS	GT12B-4	-	M6212B	-	-	-	-
YTZ12S	-	-	-	FAYTZ12S	-	-	M7212A	-	-	-	-
YTX14-BS	14-BS	ETX14	GTX14-BS	CYTX14-BS	GTX14-BS	-	M3RH4S	740-1886	44017	ES14BS	CTX14-BS
YTX14AH-BS	-	ETX15	-	CYTX14AH-BS	-	-	M62H4A	-	44004	-	-
YTX14AHL-BS	-	ETX15L	-	CYTX14AHL-BS	-	-	M62H4L	-	44005	-	-
YT14B-BS	-	-	-	CYT14B-BS	GT14B-4	-	M624B4	-	-	-	-
YTX14L-BS	-	-	-	CYTX14L-BS	-	-	-	-	-	-	-
YTZ14S	-	-	-	FAYTZ14S	-	-	M72Z14	-	-	-	CTX20L-BS
YTX15L-BS	-	-	-	CYTX15L-BS	-	-	M6215L	-	44162	-	-
YTX16-BS	-	-	-	CYTX16-BS	-	-	M32X6S	-	-	-	-
YTX20-BS	16-BS	ETX16	TBA	CYTX20-BS	GT16-BS	-	M32RBS	TBA	44028	-	-
YTX20CH-BS	-	-	-	CYTX20CH-BS	-	-	M6220C	-	-	-	-
YTX20L-BS	16L-BS	ETX16L	TBA	CYTX20L-BS	GT16L-BS	-	M320BS	TBA	44027	-	-
YTX20L-BS	20L-BS	ETX20L	TBA	CYTX20L-BS	GTX20L-BS	-	M320BS	TBA	44027	-	CTX20L-BS
YTX24HL-BS	18L-BS	ETX18L	TBA	CYTX24HL-BS	GTX18L-BS	-	M6250H	TBA	44006	-	-
YIX30L-BS	-	-	-	FAYIX30L	-	YGIX30	M7230L	-	-	-	-
<b>YUMICRON HIGH PERFORMANCE CONVENTIONAL</b>											
YB2.5L-C	2.5L-C	-	-	YB2.5L-C	CB2.5L-C	GM2.5A-3C-3	M325LC	-	44035	-	CB2.5L-C
YB2.5L-C-1	2.5L-C-1	-	-	YB2.5L-C-1	CB2.5L-C-1	GM2.5A-3C-1	M32LC1	-	44036	-	CB2.5L-C-1
YB3L-A	3L-A	-	-	YB3L-A	CB3L-A	GM3-3A	M323LA	-	44037	-	CB3L-A
YB3L-B	3L-B	-	-	YB3L-B	CB3L-B	GM3-3B	M223LB	-	44038	-	CB3L-B
YB4L-A	4L-A	-	-	YB4L-A	CB4L-A	GM4A-3B	M224LA	-	44039	-	CB4L-A
YB4L-B	4L-B	-	MC0414	YB4L-B	CB4L-B	GM4-3B	M324LB	740-1861	44014	-	CB4L-B
YB5L-B	5L-B	-	-	YB5L-B	CB5L-B	GM5Z-3B	M325LB	740-1868	44353	-	CB5L-B
YB7-A	7-A	-	-	YB7-A	CB7-A	GM7Z-4A	M227AY	-	44040	-	CB7-A
YB7C-A	7C-A	-	-	YB7C-A	-	GM7CZ-3D	M227CY	M227CY	44041	-	CB7C-A
YB7L-B	7L-B	-	-	YB7L-B	CB7L-B	GM7-3B-1	M2273Y	-	44042	-	CB7L-B
YB9A-A	9AA	-	CB9A-A	YB9A-A	CB9A-A	GM9AZ-4A	M329AY	740-1872	44043	-	CB9A-A
YB9L-A2	9L-A2	-	-	YB9L-A2	CB9L-A2	-	M2292Y	-	44044	-	CB9L-A2
YB9-B	9-B	-	-	YB9-B	CB9-B	GM9Z-4B	M329BY	740-1858	44356	-	CB9-B

- accessories
- body
- handlebar & grips
- cables & levers
- exhaust
- engine
- fuel & intake
- electrical & ignition
- clutch
- drive
- bearings
- brakes
- steering & suspension
- tires
- tools & shop

# ELECTRICAL & IGNITION



## CROSS REFERENCE CHART CONTINUED

	YUASA	EXIDE	DEKA	DELCO	INTERSTATE	GS-ZTONG YEE	GS-JSB	MOTO CROSS	NAPA	SEARS	WAL-MART	YACHT
	<b>YUMICRON HIGH PERFORMANCE CONVENTIONAL</b>											
accessories	YB9L-B	9LB	-	-	YB9L-B	CB9L-B	GM9Z-3B	M329LY	740-1837	44045	-	CB9L-B
body	YB10A-A2	10A-A	-	-	YB10A-A2	CB10A-A	-	M321AY	-	44046	-	CB10A-A
handlebar & grips	YB10L-A2	10LA2	-	MC1114	YB10L-A2	CB10L-A2	GM10Z-3A	M3210Y	740-1857	44355	ES10LA2	CB10L-A2
cables & levers	YB10L-B	10L-B	-	-	YB10L-B	CB10L-B	GM10-3B	M321LB	740-1831	44047	-	CB10L-B
exhaust	YB10L-B2	10L-B2	-	-	YB10L-B2	CB10L-B2	-	M221L2	740-1832	44048	-	-
engine	YB12A-A	12AA	-	MC1216	YB12A-A	CB12A-A	GM12AZ-4A-1	M3212Y	740-1854	44358	ES12AA	CB12A-A
fuel & intake	YB12AL-A	12AL-A	-	-	YB12AL-A	CB12AL-A	GM12AZ-3A-1	M3221Y	740-1873	44052	-	CB12AL-A
electrical & ignition	YB12A-B	12A-B	-	-	YB12A-B	-	-	M222AB	-	44053	-	CB12A-B
clutch	YB12B-B2	12B-B2	-	-	YB12B-B2	CB12B-B2	GM12B-4B	M221B2	-	44054	-	CB12B-B2
drive	YB12C-A	12C-A	-	-	YB12C-A	-	GM12CZ-4A-2	M222CA	-	44055	-	CB12C-A
bearings	YB14-A2	14-A2	-	-	YB14-A2	CB14-A2	GM14Z-4A	M3214H	740-1864	44363	-	CB14-A2
brakes	YB14A-A1	14AA1	-	-	YB14A-A1	CB14A-A	GM14AZ-4A	M224A1	740-1826	44056	-	CB14A-A1
steering & suspension	YB14A-A2	14AA2	-	MC1418	YB14A-A2	CB14A-A2	GM14AZ-4A-1	M3214A	740-1860	-	ES14AA2	CB14A-A2
tires	YB14L-A1	14L-A1	-	-	YB14L-A1	CB14L-A1	GM14Z-3A-1	M22141	-	44057	-	CB14L-A1
tools & shop	YMF14L-2 *	14L-2	-	-	-	-	-	-	-	-	-	-
	YB14L-A2	14L-A2	-	MC1406	YB14L-A2	CB14L-A2	GM14Z-3A	M3214Y	740-1851	44364	ES14L-A2	CB14L-A2
	YB14L-B2	14L-B2	-	-	YB14L-B2	CB14L-B2	GM14Z-3B	M2214B	740-1828	44059	-	CB14L-B2
	YB14-B2	14-B2	-	-	YB14-B2	CB14-B2	-	M224B2	-	44060	-	CB14-B2
	SYB14L-A2	14LA2	-	-	SYB14L-A2	SCB14-LA2	-	M2214S	-	44061	-	SCB14-LA2
	SYB14L-B2	14LB2	-	-	SYB14L-B2	SCB14-LB2	-	M22B4S	-	44062	-	SCB14-LB2
	YB16AL-A2	16ALA2	-	CB16AL-A2	YB16AL-A2	CB16AL-A2	GM16A-3A	M32162	740-1877	44063	-	CB16AL-A2
	HYB16A-AB	16AA	-	-	HYB16A-AB	HCB16A-A	GM16-T	M32H6B	740-1867	44064	-	HCB16A-A
	YB16-B	16B	-	MC1912	YB16-B	CB16-B	GM16Z-4BH	M3216Y	740-1852	44366	ES16B	CB16-B
	YB16L-B	16LB	-	-	YB16L-B	CB16L-B	GM16Z-3B	M3216K	740-1827	44065	-	CB16L-B
	YB16-B-CX	16-B-LM	-	-	YB16-B-LM	GT16-BS	-	M3216C	-	44029	-	CB16-B-LM
	YB16HL-A-CX	16HL-A-LM	-	-	YB16HL-A-LM	GT16L-BS	-	M2H16C	-	-	-	CB16HL-A-LM
	YB16B-A	16B-A	-	-	YB16B-A	-	GM16B-4A	M2216B	-	44066	-	CB16B-A
	YB16B-A1	16B-A1	-	-	YB16B-A1	-	-	M22161	-	44067	-	CB16B-A1
	YB16C-B	16C-B	-	-	YB16C-B	-	-	M326CB	-	44068	-	-
	YB16CL-B	16CLB	-	M1924	YB16CL-B	CB16CL-B	GM16AZ-3B	M3S6CL	740-1862	44001	ES16CLB	CB16CL-B
	SYB16L-B	16L-B	-	-	SYB16L-B	SCB16L-B	-	M22S6A	-	44069	-	SCB16L-B
	YB18-A	18-A	-	-	YB18-A	CB18-A	GM18A-4A	M321Y	740-1874	44070	-	CB18-A
	YB18L-A	18LA	-	-	YB18L-A	CB18L-A	GM18A-3A	M3218L	740-1871	44071	-	CB18L-A
	Y50-N18A-A	50-N18A-A	-	-	Y50-N18A-A	-	-	M228AY	-	44072	-	C50-N18A-A
	Y50-N18L-A	50N18LA2	-	MC2008	Y50-N18L-A	C50-N18L-A3	GM18Z-3A(S)	M3218Y	-	-	ES50N-N18L-A	SCB50-N18L-A
	Y50-N18L-A3	50N18LA3 **	-	-	Y50-N18L-A3	C50-N18L-A3	-	M328A3	740-1855	44359	-	C50-N18L-A3
	Y60-N24-A	60-N24-A	-	-	Y60-N24-A	C60-N24L-A	-	M2224A	-	44074	-	C60-N24-A
	Y60-N24AL-B	60-N24AL-B	-	-	Y60-N24AL-B	-	-	M2224B	740-1880	44075	-	C60-N24AL-B

\* Superseded by YTX14AHL-BS

\*\* GNB's 50N18LA2 replaces 50N18LA3



## OFFROAD BATTERY APPLICATION

CC	APPLICATION	YEAR	HIGH PERFORMANCE	AGM	YUMICRON	CONVENTIONAL
<b>HONDA</b>						
650	XR650L	93-15	-	YTX9-BS	-	-
450	CRF450X	05-15	YTZ7S	-	-	-
230	CRF230F, L (-'07)	03-15	YTZ7S*	YTX5L-BS	-	-
200	TLR200 Reflex	86-87	-	YTX4L-BS	-	-
200	TR200 Fat Cat	87	-	YTX7A-BS	-	-
200	TR200 Fat Cat	86	-	YTX9-BS	-	-
200	XL200R	83-84	-	-	YB3L-A	-
150	CRF150F	06-15	YTZ7S*	YTX5L-BS	-	-
125	CRF125F	14-15	YTZ5S*	YTX4L-BS	-	-
125	CT125 Trail	77	-	-	-	6N4C-1B
125	MSX125 Grom	14-15	YTZ5S	-	-	-
125	MT125 Elsinore	74-76	-	-	-	6N6-3B
110	CRF110F	13-15	YTZ5S*	YTX4L-BS	-	-
110	CT110 Trail	86	-	-	-	6N4-2A-4
110	CT110 Trail	80-84	-	-	-	6N4-2A-8
110	C110	09-10	YTZ7S	-	-	-
90	EZ90 Cub	91-96	-	YTX5L-BS	-	-
<b>HUSABERG</b>						
	All Electric Start Models	13	YTZ7S*	YTX5L-BS	-	-
	All Electric Start Models	04-12	YTZ7S	-	-	-
	All Electric Start Models	97-03	-	YTX9-BS	-	-
<b>HUSQVARNA</b>						
580	TE610E, SM610S	00-01	YTX14H-BS*	YTX14-BS	-	-
511	TE, TXC	-11	YTZ7S	-	-	-
510	TC, TXC, TE, SMR	-10	YTZ7S	-	-	-
450	TC, TXC, TE, SMR	-10	YTZ7S	-	-	-
449	TE	-11	YTZ7S	-	-	-
400	TE410E	00-01	YTX14H-BS*	YTX14-BS	-	-
310	TC, TXC, TE, SMR	-10	YTZ7S	-	-	-
250	TE, TXC	-11	YTZ7S	-	-	-
<b>KAWASAKI</b>						
650	KLX650C, R	93-96	-	YTX9-BS	-	-
450	KLX450R	08-10	YTZ7S	-	-	-
400	KLX400R, KLX400SR	03	-	YT7B-BS	-	-
250	KL250-D KLR	85-05	-	-	YB4L-A	-
250	KLX250S, SF	06-14	-	YTX7L-BS	-	-
140	KLX140, L	08-14	-	YTX7L-BS	-	-
<b>KTM</b>						
625	SMC, SXC	03-09	YTZ10S	-	-	-
530	EXC, Racing	03-05	YTZ5S	-	-	-
530	EXC, Racing	05-12	YTZ7S*	YTX5L-BS	-	-
530	XC-W	09-12	YTZ7S*	YTX5L-BS	-	-
525	EXC Racing	03	YTZ5S	-	-	-
525	MX Desert Racing	03	YTZ7S*	YTX5L-BS	-	-
525	MXC Racing	00	YTZ7S*	YTX5L-BS	-	-
520	E/XC, M/XC Racing 4-Stroke	00-02	YTZ5S*	YTX4L-BS	-	-

†† G3SS and G3TR models having the engine production #235611 and above, use a 6N4-2A-5 Battery.

- accessories
- body
- handlebar & grips
- cables & levers
- exhaust
- engine
- fuel & intake
- electrical & ignition
- clutch
- drive
- bearings
- brakes
- steering & suspension
- tires
- tools & shop

# ELECTRICAL & IGNITION



## OFFROAD BATTERY APPLICATION CONTINUED

CC	APPLICATION	YEAR	HIGH PERFORMANCE	AGM	YUMICRON	CONVENTIONAL
<b>KTM CONTINUED</b>						
520	E/XC, M/XC Racing 4-Stroke (Opt)	00-02	YTZ7S*	YTX5L-BS	-	-
450	EXC Racing	03-05	YTZ5S	-	-	-
450	EXC Racing	05-13	YTZ7S*	YTX5L-BS	-	-
450	SX-F, XC-F, XC-W	09-10	YTZ7S*	YTX5L-BS	-	-
450	SX-F	11-14	YTZ5S*	YTX4L-BS	-	-
450	450SMR	09-12	YTZ7S*	YTX5L-BS	-	-
450	450SMR	13	YTZ5S*	YTX4L-BS	-	-
400	EXC, Racing	05-11	YTZ7S*	YTX5L-BS	-	-
400	EXC, Racing	03-05	YTZ5S	-	-	-
400	XC-W	09-10	YTZ7S*	YTX5L-BS	-	-
400	E/XC Racing 4-Stroke	00-02	YTZ5S*	YTX4L-BS	-	-
400	E/XC Racing 4-Stroke (Opt)	00-02	YTZ7S*	YTX5L-BS	-	-
400	LC4 E/XC	96-98	-	YTX9-BS	-	-
400	RXC LC4	96-01	-	YTX9-BS	-	-
350	XC-F	11-12	YTZ7S*	YTX5L-BS	-	-
350	SX-F	11-14	YTZ5S*	YTX4L-BS	-	-
350	EXC-F	14	YTZ5S*	YTX4L-BS	-	-
350	Freeride	13	YTZ7S*	YTX5L-BS	-	-
300	XC, XC-W, EXC-F	11-13	YTZ5S*	YTX4L-BS	-	-
300	XC, XC-W	-14	YTZ7S*	YTX5L-BS	-	-
250	EXC, Racing	05-10	YTZ7S*	YTX5L-BS	-	-
250	EXC, Racing	03-05	YTZ5S	-	-	-
250	EXF	05-10	YTZ7S*	YTX5L-BS	-	-
250	XC, EXC, XC-W	11-12	YTZ5S*	YTX4L-BS	-	-
250	EXC-F, XC-W, XCF-W	11-12	YTZ7S*	YTX5L-BS	-	-
250	SX-F, EXC, EXC-F	13-14	YTZ5S*	YTX4L-BS	-	-
<b>SUZUKI</b>						
250	DR-Z250	01-07	YTZ7S	-	-	-
200	SP200	86-88	-	-	YB4L-B	-
200	T200, TC200		-	-	YB5L-B*	12N5-3B
<b>YAMAHA</b>						
450	WR450F	03-15	YTZ7S	-	-	-
350	BW350 Big Wheel	87-88	-	-	YB12B-B2	-
250	WR250X, R	08-15	YTZ7S	-	-	-
250	WR250F	08-09	YTZ7S	-	-	-
250	WR250F	03-07	YTZ7S*	YTX5L-BS	-	-
250	XT250	08-15	YTZ7S	-	-	-
230	TTR230E	06-15	YTZ7S*	YTX5L-BS	-	-
225	TTR225	99-05	-	-	YB7B-B	-
225	XT225	01-07	YTZ7S	-	-	-
225	XT225 Serow	92-00	-	YTX7L-BS	-	-
200	BW200E Big Wheel (Electric Start)	86-88	-	-	YB7C-A	-
200	TW200	87-15	-	-	YB7C-A	-
200	XT200	82-83	-	-	-	6N4A-4D
125	TTR125E/LE Electric Start	03-15	-	YTX4L-BS	-	-
110	TTR110E Electric Start	08-15	-	YT4B-BS	-	-
90	TTR90E Electric Start	03-07	-	YT4B-BS	-	-
50	TTR50E	06-15	-	YT4B-BS	-	-



## CHARGERS & CHARGING ACCESSORIES

### YUASA MB-2040 BATTERY CHARGER

- High Output charging current (4 amps)
- High Voltage capable (20 volts) – designed to improve recovery of sulfated batteries
- Switchable Mode operation
- “Fast Mode” – for quick vehicle set-up
- “Normal Mode” – ideal for smaller batteries, initial activation, and deeply discharged batteries
- Commercial Grade – perfect for Dealer / Shop use
- Suitable for all battery types – Conventional, as well as MF (AGM), including YTZ
- Automatic Shut-Off
- Reverse Polarity Protection / Spark-free Operation (UL / CUL) approved)
- Durable construction for longer life
- 3 year limited warranty



PART #	DESCRIPTION		
920-227	Battery Charger	254.95	E

### YUASA BATTERY CHARGER/MAINTAINER

- Fully automatic three level charge cycle for effective charging
- Reaches 14.4 volts peak, then automatically switches to float
- Designed to prevent overcharging
- AC power LED indicator
- Charging and float mode LED display
- Reverse polarity protection
- Spark-free operation
- Durable construction for longer life
- Battery accessory leads and fused ring connectors included
- 12 ft. output cord
- 3 year limited warranty



PART #	DESCRIPTION		
258008	Charger/Maintainer	37.95	E
920-230	Ring Connector	6.95	E

Yuasa's Automatic 1A 12V battery charger is the industry's most powerful plug-in wall charger. Combining the latest technology and a host of user-friendly features, this compact, high power unit provides optimum amperage return and is designed to fully charge and maintain conventional and sealed maintenance free batteries.

### YUASA BATTERY TESTER

- Developed exclusively for the Powersports industry
- Determines accurate battery status in seconds
- Single load, dynamic resistance technology minimizes battery drain during test
- Tests both charged and discharged batteries accurately
- 1 year limited warranty



PART #	DESCRIPTION		
920-229	Battery Tester	239.95	E

### YUASA JUMPER CABLES

- Easy to use, easy to store
- Convenient storage bag
- Heavy duty, 8 ft., 8 gauge cables won't stiffen or freeze
- Tangle resistant, encased rubber grips for safer use



PART #	DESCRIPTION		
920-228	Jumper Cables	25.95	E

accessories

body

handlebar & grips

cables & levers

exhaust

engine

fuel & intake

electrical & ignition

clutch

drive

bearings

brakes

steering & suspension

tires

tools & shop

# ELECTRICAL & IGNITION

## BATTERY TENDER® PLUS

The Battery Tender® Plus is a 1.25 amp battery charger designed to fully charge a battery and maintain it at proper storage voltage without the damaging effects caused by trickle chargers. Included is a quick connect ring terminal harness for hard to reach areas and alligator clips for an alternate connection.

- Temperature compensated to ensure optimum charge voltage according to ambient temperature.
- Automatically switches from full charge to float charging mode.
- Battery Tender® at 1.25 amps will charge as fast or faster than any 3 amp charger available.
- Reverse Polarity Protection to ensure user safety. Red & Green Lights Alternately Flash in this condition.
- Complete 4-step charging program (Initialization, Bulk Charge, Absorption Mode, Float Mode).
- 10 year Warranty!



PART #	DESCRIPTION		
DL9012	12 Volts	69.95	B

## BATTERY TENDER® PLUS GEL 12V @ 1.25A

The Battery Tender® Plus GEL is a 1.25 amp battery charger designed to fully charge a battery and maintain it at proper storage voltage without the damaging effects caused by trickle chargers. Included is a quick connect harness for hard to reach areas.

- Temperature compensated to ensure optimum charge voltage according to ambient temperature.
- Automatically switches from full charge to float charging mode.
- Battery Tender® at 1.25 amps will charge as fast or faster than any 3 amp charger available.
- Reverse Polarity Protection to ensure user safety. Red & Green Lights Alternately Flash in this condition.
- Complete 4-step charging program (Initialization, Bulk Charge, Absorption Mode, Float Mode). Optimized for GEL Batteries
- 10 year Warranty!



PART #	DESCRIPTION		
DL0101	Battery Tender Plus Gel	69.95	B

## WATERPROOF 800 INTERNATIONAL

This compact 800 mA battery charger has all the charge characteristics of its cousin the Battery Tender® Junior. It incorporates highly efficient surface mount technology electronic components. The interior is completely encapsulated, protected from shock, vibration, and moisture by an electrically insulating, thermally conductive, flame retardant, synthetic epoxy resin compound. It's tough, affordable, and a strong, innovative battery charging solution. This charger is no larger than a standard computer mouse yet packs 800 millamps of pure constant current charging power. Coupled with a brain (IC chip), the charger will constantly monitor, charge, and then maintain your battery --- even while totally submersed under water! Perfect for all outdoor types of ATV's, watercraft, motorcycles, boats, or anywhere water is a threat. International universal input voltage works anywhere in the world 100-240 AC Volts 50/60 Hz.

- "Supersmart" Technology
- Spark Proof
- Short Circuit Protected
- Reverse Polarity Protected
- Waterproof
- Weighs only 1 Pound
- 3 Year Warranty



PART #	DESCRIPTION		
DL0150	Waterproof 800 Battery Tender	52.95	G

## WATERPROOF POWER TENDER PLUS 12V @ 5A

WATERPROOF, Shock & Vibration Resistant, Lightweight (LESS THAN 4 POUNDS), compact charger designed for either portable operation or permanent mounting. Charges and maintains both flooded and sealed, maintenance free, AGM, lead acid batteries. Float / Maintenance function maintains batteries at proper storage voltage without the damaging effects caused by trickled chargers. The Power Tender PLUS is easy to use, it's rugged, its compact, it's packed with power, and it's backed by the reputation of the undisputed battery charger industry leader, DELTRAN.

- WATERPROOF !!
- Shock & Vibration Resistant
- Lightweight - LESS THAN 4 POUNDS!
- Microprocessor Controlled, BTP Technology
- Charges both flooded & sealed maintenance free lead acid batteries.
- Charges any size (capacity) lead acid battery.
- Reverse Polarity Protection (VIA EXTERNAL IN-LINE FUSE).
- Complete FOUR-Step Charging Program (Initialization, Bulk, Absorption, & Float / Maintenance).
- 2 Year Warranty



PART #	DESCRIPTION		
DL0105	Waterproof Power Tender Plus	125.95	B

## 2 BANK INTERNATIONAL CHARGER

The 2 Bank Battery Tender Charging Station is two encased 1.25 amp battery chargers designed to fully charge a battery and maintain it at proper storage voltage without the damaging effects caused by trickle chargers. This charger will operate anywhere in the world!

- 2 independent charging stations.
- 12 volts @ 1.25 amps per station
- Extremely lightweight! Less than 3 lbs!
- Operates anywhere in the world! 100-240 VAC 50/60 Hz.
- Microprocessor controlled constant current charging!
- Reverse Polarity Protected.
- Spark Proof
- Perfect for all AGM (absorbed glass mat), sealed maintenance free and flooded batteries
- Complies with US and international safety standards (UL/CE).
- 2 year warranty!



PART #	DESCRIPTION
DL0165	2 Bank Charger 129.95 B

## 4 BANK INTERNATIONAL CHARGER

The 4 Bank Battery Tender Charging Station is four encased 1.25 amp battery chargers designed to fully charge a battery and maintain it at proper storage voltage without the damaging effects caused by trickle chargers. This charger will operate anywhere in the world!

- 4 independent charging stations
- 12 volts @ 1.25 amps per station.
- Extremely lightweight! Less than 3 lbs!
- Operates anywhere in the world! 100-240 VAC 50/60 Hz.
- 25 ft leads available (NOT INCLUDED)
- Microprocessor controlled constant current charging!
- Reverse Polarity Protected
- Spark Proof
- Perfect for all AGM (absorbed glass mat), sealed maintenance free and flooded batteries
- Complies with US and international safety standards (UL/CE).
- 2 year warranty!



PART #	DESCRIPTION
DL0148	4 Bank Charger 255.95 B

## 5 BANK CHARGER 12V @ 2A

Deltran's advanced SuperSmart Battery Tender® Battery Management System is light years ahead of any standard battery charger.

- It's the first fully automatic, constant-current battery charger designed to charge and/ or maintain up to 5 12-volt batteries simultaneously @ 2 amps. (Note: Please allow 2-4 weeks for shipment of this unit).
- Safe, No Spark Charging!
- To avoid dangerous dead-short sparking, microchip circuitry will not activate output voltage until clips are correctly connected to battery.
- Simultaneously charges and/ or maintains up to 5 batteries.
- Maintains batteries at full charge.
- 2 amps per output charging current.
- Six foot lead with clamps included.
- 3 year warranty.



PART #	DESCRIPTION
DL0103	5 Bank Charger 644.95 B

## 10 BANK CHARGER 12V @ 2A

Safe, No Spark Charging! Deltran's advanced SuperSmart Battery Tender® Battery Management System is light years ahead of any standard battery charger.

It's the first fully automatic, constant-current battery charger designed to charge and/ or maintain up to 10 12-volt batteries simultaneously @ 2 amps. (Note: Please allow 2-4 weeks for shipment of this unit).

- To avoid dangerous dead-short sparking, microchip circuitry will not activate output voltage until clips are correctly connected to battery.
- Simultaneously charges and/ or maintains up to 10 batteries.
- Maintains batteries at full charge.
- 2 amps per output charging current.
- Six foot lead with clamps included.
- 3 year warranty.



PART #	DESCRIPTION
DL0104	10 Bank Charger 835.95 B

- accessories
- body
- handlebar & grips
- cables & levers
- exhaust
- engine
- fuel & intake
- electrical & ignition
- clutch
- drive
- bearings
- brakes
- steering & suspension
- tires
- tools & shop

# ELECTRICAL & IGNITION

## BATTERY TENDER® JUNIOR 12V @ 0.75A

The Battery Tender® Junior is much more than a trickle charger. It has a brain. It's lightweight, compact, and fully automatic; very easy to use, especially in small spaces. It will keep your battery fully charged so that it is ready to go when you are!

- Perfect for all lead-acid, flooded or sealed maintenance free batteries (AGM and gel cell).
- Complete 4-step charging program (Initialization, Bulk Charge, Absorption Mode, Float Mode).
- Automatically switches to float / maintenance voltage after fully charging the battery.
- If the battery voltage drops too far under load, full charger output power resumes.
- Solid state two color LED indicates stage of charger.
- Spark proof.
- Reverse polarity protected.
- 12' output cord.
- 5 year warranty



PART #	DESCRIPTION		
DL0123	Battery Tender Junior	39.95	L

## BATTERY TENDER® JUNIOR HIGH EFFICIENCY

The Battery Tender® Junior High Efficiency is much more than a trickle charger. It has a brain. It's lightweight, compact, and fully automatic; very easy to use, especially in small spaces. It will keep your battery fully charged so that it is ready to go when you are! This unit replaces the 021-0123 in the California market.

Input: 120VAC, 60Hz

Output: 12 Volts DC @ 750mA

Perfect for all lead-acid, flooded or sealed maintenance free batteries (AGM and gel cell).

- Complete 4-step charging program (Initialization, Bulk Charge, Absorption Mode, Float Mode).
- Automatically switches to float / maintenance voltage after fully charging the battery.
- Solid state two color LED indicates stage of charger.
- Spark proof.
- Reverse polarity protected.
- 12' output cord.
- Safety timer: 80 hours
- 5 year warranty
- Listed in California Appliance Efficiency Database
- Agency Approvals: UL/ CSA/ BC



PART #	DESCRIPTION		
DL0102	Battery Tender Junior High Efficiency	39.95	B

## BATTERY TENDER® CASE

This zippered carrying case was designed for the Battery Tender® International and is also suitable for the Battery Tender® Plus & Junior units. It's a convenient way to protect your Battery Tender® and accessories from dirt or loss.

PART #	DESCRIPTION		
462000	Small, 4" x 6"	5.95	G
DL0113	Medium, 6" x 8"	6.95	B
DL0114	Large, 10" x 12"	8.95	B



## BATTERY TENDER® DUAL PORT USB CHARGER

Car charger for: iPad, tablets, and all cell phones. Use your existing USB cord to charge any electronic device in the car. Can charge 2 devices at the same time.

- Dual port USB car charger
- INPUT: 12-24V
- OUTPUT: 2.1A for iPad / Tablets, and 1A for all cell phones
- Smart fuse for surge protection
- Use existing USB charge / sync cable for charging (not included)



PART #	DESCRIPTION		
DL0122	Dual Port USB Charger	14.95	B

## BATTERY TERMINAL CLEANER & ACID NEUTRALIZER

Provides a one-step solution to battery terminal corrosion removal and acid neutralization. Delivers a powerful, heavy-duty foam that clings to battery surfaces, provides extended contact time and neutralizes acid quickly. Helps eliminate power leaks and aids in restoring full starting power. Features a low odor, non-flammable, water-soluble formula. Contains a unique color indicator that turns red in the presence of acid, then changes back to yellow when the acid is neutralized. Leaves behind a residual film that provides short term corrosion resistance.



PART #	DESCRIPTION		
DL0121	Battery Cleaner	7.95	B



## RING TERMINAL HARNESSSES

Ring Terminal Harness Accessory for use with multiple batteries.

- Quick Disconnect
- For 12 volt models only
- Contains a 7.5 amp fuse
- 2 ft. long



PART #	DESCRIPTION		
DL0693	Ring Terminal, QDC - Black, Fused	7.60	G
DL0107	Ring Terminal, QDC - White, Fused	7.50	B

## CIGARETTE LIGHTER ADAPTOR

- Black
- Quick Disconnect
- 12V models only



PART #	DESCRIPTION		
DL0110	Cigarette Adapter, Quick Disconnect - Black	7.50	B

## 25 FT. EXTENSION LEAD

25 ft. Extension Lead for use to extend the length of the charger's reach from input to battery. **(NOT COMPATIBLE WITH 6V BATTERY TENDER® PLUS or any other Battery Tender® product with white quick-disconnect plugs.)**




PART #	DESCRIPTION		
DL0115	25 ft Quick Disconnect Extension Cable	14.25	B
DL0116	25 ft QDC Extension Cable (4-Pack)	52.00	B

## ALLIGATOR CLIPS

Alligator Clip Accessory for use with multiple batteries.

- Quick Disconnect
- For 12 volt models only
- 2 ft. long



PART #	DESCRIPTION		
DL0108	Alligator Clips, Quick Disconnect - White	7.50	B
DL0694	Alligator Clips, Quick Disconnect - Black	7.60	G

## FEMALE CIGARETTE ADAPTER

Female Cigarette Adapter with quick disconnect adapter.



PART #	DESCRIPTION		
DL0111	Female Cigarette Adapter, QDC - Black	9.95	B

## 12.5 FT. EXTENSION LEAD

12.5 ft. Extension Lead for use to extend the length of the charger's reach from input to battery. **(NOT COMPATIBLE WITH 6V BATTERY TENDER® PLUS or any other Battery Tender® product with white quick-disconnect plugs.)**



PART #	DESCRIPTION		
DL0117	15.5 ft Quick Disconnect Extension Cable	9.95	B
DL0118	15.5 ft QDC Extension Cable (4-Pack)	33.25	B

## DIGITAL VOLTAGE INDICATOR WITH LCD DISPLAY

Designed for use on 12v Flooded, AGM and Gel batteries. Display voltage range is 3 to 16.



PART #	DESCRIPTION		
DL0119	Quick Disconnect w/LCD Display	16.95	B

- accessories
- body
- handlebar & grips
- cables & levers
- exhaust
- engine
- fuel & intake
- electrical & ignition
- clutch
- drive
- bearings
- brakes
- steering & suspension
- tires
- tools & shop



## MULTI-PURPOSE BATTERY CHARGERS

The NOCO Genius Multi-Purpose Battery Chargers are designed with versatility in mind. All of the chargers in the multi-purpose line are packed with features that are designed to diagnose, recover, charge and maintain a wide range of batteries, in a wide range of applications. The quick connect system allows users to move one charger between multiple applications with ease. Eyelet Terminal Connectors can be left installed on some vehicles, while utilizing the Battery Clamp Connectors or 12V Plug Connectors to charge and maintain other applications. Overall, the NOCO Genius multi-purpose battery chargers are perfect for users looking for flexibility and who want the ability to quickly switch between applications.

### G750

.75A (750mA) 6V & 12V

#### WICKED SMALL, WICKED SMART!

The G750 is a smart, 5 Step, fully automatic switch-mode battery charger and maintainer. The G750 is best for small battery applications from 1.2-30Ah, such as charging your Motorcycle, ATV, Jet Ski or Snowmobile. In addition to charging, the G750 can effectively maintain any 6V or 12V batteries in larger applications, such as Cars, RVs, Boats and Trucks.

PART #	MFG #		
650209	G750	37.95	G



### G1100

1.1A (1100mA) 6V & 12V

#### WICKED CAPABILITY, WICKED SMART!

The G1100 is a smart, 7 Step, fully automatic switch-mode battery charger and maintainer. The G1100 is best for small battery applications from 2.2-40Ah, such as charging your Motorcycle, ATV, Jet Ski or Snowmobile. In addition to charging, the G1100 can effectively maintain any 6V or 12V batteries in larger applications, such as Cars, RVs, Boats and Trucks.

PART #	MFG #		
650210	G1100	53.95	E



### G3500

3.5A (3500mA) 6V & 12V

#### WICKED VERSATILITY, WICKED SMART!

The G3500 is a smart, 8 Step, fully automatic switch-mode battery charger and maintainer. The G3500 restores batteries to their original capacity, recovers slightly sulfated batteries, charges batteries in cold climates, rescues drained batteries and provides maintenance charging to increase battery life. A versatile battery charger that provides charging modes for both large and small batteries from 1.2-120Ah, such as Cars, RVs, Boats and Trucks, as well as for Motorcycles, ATVs, Jet Skis or Snowmobiles.

PART #	MFG #		
650211	G3500	74.95	E



### G7200

7.2A (7200mA) 12V & 24V

#### WICKED FEATURES, WICKED SMART!

The G7200 is a smart, 12 Step, fully automatic switch-mode battery charger and maintainer. The G7200 restores batteries to their original capacity, recovers slightly sulfated batteries, charges batteries in cold climates, rescues drained batteries, and provides maintenance charging to increase battery life. A powerful battery charger with specialized charging modes for recovering severely drained batteries that will not accept a normal charge. Suitable for most 12V and 24V battery capacities from 14-230Ah, such as Motorcycles, ATVs, UTVs, Snowmobiles, Jet Skis, Cars, RVs, Boats and Trucks.

PART #	MFG #		
650212	G7200	118.95	B



- accessories
- body
- handlebar & grips
- cables & levers
- exhaust
- engine
- fuel & intake
- electrical & ignition
- clutch
- drive
- bearings
- brakes
- steering & suspension
- tires
- tools & shop

G4  
4.4A (1.1A/BANK)  
6V & 12V

PART #	MFG #		
650216	G4	238.95	E



Automatically Diagnoses, Recovers, Charges & Maintains Your Batteries!  
NOW THAT'S SMART...WICKED SMART!

The G4 is a smart, 7 Step, fully automatic switch-mode battery charger and maintainer with 4 independent battery banks. The G4 allows different battery sizes, voltages (6V or 12V), and chemistries to be charged at the same time safely and efficiently. The G4 is best for charging multiple small battery applications from 2.2-40Ah, such as Motorcycles, ATVs, Jet Skis or Snowmobiles. In addition to charging, the G4 can effectively maintain any 6V or 12V batteries in larger applications, such as Cars, RVs, Boats and Trucks. With 4 independent battery banks, the G4 is the best way to keep all of your vehicles maintained at the same time.

Wicked Smart Features:

**INTEGRATED AC CORD MANAGER**  
Route the AC cord out of any side of the charger and store excess cord under the charger for convenience

**CHARGE MULTIPLE BATTERIES**  
Charge multiple batteries independently at the same time, including both 6V & 12V as well as multiple chemistries

**ABNORMALITY PROTECTION**  
Automatically shuts "off" if charger remains in Bulk charge mode for an extended period of time

**6V/12V COMPATIBILITY**  
Charges 6V & 12V batteries

**FULLY INTERACTIVE**  
Automatically adjusts itself to changing current needs

**DESIGNED FOR SAFETY**  
Reverse polarity, short circuit, open circuit, spark proof, overheat, overcurrent & overcharge

**REMOVABLE CHARGE CABLES**  
Add and remove charge cables for clean and professional installations

**EXTENDABLE CONNECTORS**  
Plug-n-play connectors for easy accessory changes

**MULTIPLE BATTERY CHEMISTRY**  
Safely charges Wet, Gel, MF & AGM batteries

**RAPID CHARGING TECHNOLOGY**  
Charges batteries 2X faster than traditional linear battery chargers

**RECOVERY MODE**  
Recovers deeply discharged & sulphated batteries with pulse charging

**HF/HE SWITCH MODE DESIGN**  
High-frequency, high-efficiency for a lightweight, compact charger

**RCT**  
Charges batteries 2X faster than traditional linear battery chargers

**COLD/AGM MODE**  
Optimized charge mode for cold weather or AGM batteries

**AUTO-MEMORY**  
Returns to last selected mode when restarted

**VIC**  
100% full charge even with varying A/C input voltages

## SOLAR BATTERY CHARGERS + MAINTAINERS



BRING LIFE TO YOUR BATTERIES WITH THE POWER OF THE SUN

Solar panels are comprised of photovoltaic cells ("photo" meaning light, "voltaic" meaning electricity) that convert sunlight into power.

The sun gives off enormous amounts of energy in the form of heat and light, which is captured by the cells. In turn, the power from the light essentially loosens electrons from the cells in order to create a flow of energy. This energy is then directed to either a storage unit (such as a battery) or through a regulator (such as our FLEX line) directly to a device. This allows you to generate energy wherever you go, as long as the sun is shining.



2.5 Watt Solar Battery Charger

PART #		
650281	32.95	B



5 Watt Solar Battery Charger

PART #		
650282	63.95	B

Keeps 12-volt lead-acid batteries fully charged and maintained through solar power and provides up to 180mA (for the 2.5 Watt) / 410mA (for the 5 Watt) charging current to counteract parasitic drain of most vehicles, such as cars, boats, trucks, motorcycles, ATVs, RVs, lawn mowers, and more. Safely charges wet cell, gel cell, AGM, enhanced flooded battery or any maintenance-free battery. Built-in safety protection for short-circuit, open-circuit, and over-current. Its ultra-low profile design makes it simple and easy to install, and completely weatherproof for outdoor use (rated at IP65). Integrated LED indicator illuminates when generating power. Thin film technology for performance in low-light, cloudy and overcast conditions.

- accessories
- body
- handlebar & grips
- cables & levers
- exhaust
- engine
- fuel & intake
- electrical & ignition
- clutch
- drive
- bearings
- brakes
- steering & suspension
- tires
- tools & shop

accessories
body
handlebar & grips
cables & levers
exhaust
engine
fuel & intake
electrical & ignition
clutch
drive
bearings
brakes
steering & suspension
tires
tools & shop



## GB30 UltraSafe™ Lithium Jump Starter

PART #
650317 159.95 A



### Reinventing Jump Starting.

The GB30 is a portable, mini, pocket sized lithium-ion jump starter for 12-volt lead-acid batteries. It can safely jump start a dead battery in seconds, like on a car, boat, motorcycle, ATV, RV, lawn mower, truck and more. The GB30 is powered by a High-Density NOCO Element lithium-ion battery that can hold its charge up to one year, and handle over 1,000 cycles.

### In The Box.

- GB30 Jump Starter
- 40" USB to Micro USB Cable
- 12V 2.1A USB Charger
- HD Battery Clamps
- User Guide & Warranty

## Genius Boost Sport GB20 400 Amp 12V UltraSafe Lithium Jump Starter



- Compact, yet powerful lithium jump starter rated at 400 Amps (4,650 Joules3S) - up to 20 jump starts on a single charge
- An ultra-safe and mistake-proof design with spark-proof technology and reverse polarity protection, which allow it to safely connect to any battery
- An ultra-bright 100 lumen LED flashlight with 7 light modes, including SOS and Emergency Strobe
- Recharge your personal devices on the go, like smartphones, tablets, e-watches and more - up to 4 smartphone recharges
- Designed for gas engines up to 4 Liters for motorcycles, ATVs, lawn mowers, cars and more (not recommended on diesel applications)

## Genius Boost Plus GB40 1000 Amp 12V UltraSafe Lithium Jump Starter



- Compact, yet powerful lithium jump starter rated at 1,000 Amps (7,000 Joules3S) - up to 20 jump starts on a single charge
- An ultra-safe and mistake-proof design with spark-proof technology and reverse polarity protection, which allow it to safely connect to any battery
- An ultra-bright 100 lumen LED flashlight with 7 light modes, including SOS and Emergency Strobe
- Recharge your personal devices on the go, like smartphones, tablets, e-watches and more - up to 4 smartphone recharges
- Designed for gas engines up to 6 Liters and diesel engines up to 3 Liters for cars, boats, lawn mowers and more

## Genius Boost HD GB70 2000 Amp 12V UltraSafe Lithium Jump Starter



- Compact, yet powerful lithium jump starter rated at 2,000 Amps (15,700 Joules3S) with spark-proof technology and reverse polarity protection - up to 40 jump starts on a single charge
- Enjoy portable 12-volt power from anywhere for tire pumps, inverters, lights and more; plus rapid recharging in just over 3 hours
- An ultra-bright 400 lumen LED flashlight with 7 light modes, including SOS and Emergency Strobe
- Recharge your personal devices on the go, like smartphones, tablets, e-watches and more - up to 8 smartphone recharges
- Designed for gas engines up to 8 Liters and diesel engines up to 6 Liters for cars, boats, trucks, tractors and more

<b>NEW PRODUCT</b>	PART #
	650464 99.95 A

<b>NEW PRODUCT</b>	PART #
	650465 124.95 A

<b>NEW PRODUCT</b>	PART #
	650466 249.95 A

## GEN Mini 1 4A (4A/Bank)

### 12V 1 Bank On-Board Battery Charger

The GEN Mini On-Board Battery Charger is a rugged and compact waterproof charger for 12V lead acid batteries. It can be mounted onto virtually any vehicle, such as a boat, car, tractor, or RV. Safe to leave connected indefinitely; the GEN Mini interactively diagnoses, recovers, and charges Wet, Gel, MF and AGM batteries chemistries from 20-120Ah and maintains all battery sizes.



PART #
650279 78.95 B

## GEN Mini 2 8A (4A/Bank)

### 12V 2 Bank On-Board Battery Charger

The GEN Mini On-Board Battery Charger is a rugged and compact waterproof charger for 12V lead acid batteries. It can be mounted onto virtually any vehicle, such as a boat, car, tractor, or RV. Safe to leave connected indefinitely; the GEN Mini interactively diagnoses, recovers, and charges Wet, Gel, MF and AGM batteries chemistries from 20-120Ah and maintains all battery sizes.



PART #
650280 129.95 B



WICKED TOUGH, WICKED SMART!

The GEN1 and Gen2 on-board battery charger s offer the perfect mix of high-technology and rugged construction. With a fully-sealed, waterproof housing, the GEN1 and GEN2 can be mounted directly onto a variety of applications including boats, tractors and a wide range of equipment. With the intelligent NOCO VosFX processor constantly monitoring the power input, attached battery and charger itself, the GEN1 and GEN2 chargers are capable of diagnosing, recovering, charging and maintaining batteries.



DESCRIPTION	PART #		
GEN1 12V 1 Bank On-Board Battery Charger	650310	145.95	E
GEN2 12V-24V 2 Bank On-Board Battery Charger	650309	228.95	E

### WATERPROOF FULLY-SEALED



100% completely sealed. Protects our units from the most extreme environments and rated at IP68.

### RAPID CHARGING TECHNOLOGY



Charges batteries 2X faster than traditional linear battery chargers.

### HIGH FREQUENCY, HIGH EFFICIENCY



High-frequency, high-efficiency for a lightweight, compact charger.

### DESIGNED FOR SAFETY



Reverse polarity, short circuit, open circuit, spark proof, overheat, overcurrent & overcharge.

**3 YEAR LIMITED WARRANTY**




## BATTERY CHARGER ACCESSORIES

WICKED SMART OPTIONS

Genius accessories are designed to expand the versatility of the NOCO Genius multi-purpose battery chargers. The accessories offer different ways to connect to batteries, extend the reach of the chargers, add connections to multiple vehicles, replace existing connectors and more.

### BATTERY CLAMP CONNECTOR

Fits G750-G7200



PART #

650213 14.95 L

The GC001 Battery Clamp Connector works with NOCO Genius battery chargers and allows the battery chargers to connect quickly to any battery. Replace a lost connector or add a set to a convenient location for easy charging. The Quick Connect cable makes connecting the Battery Clamp Connector simple.

### EYELET TERMINAL CONNECTOR

Fits G750-G7200



PART #

650214 10.95 L

The GC002 Eyelet Terminal Connector works with NOCO Genius battery chargers and allows the battery chargers to connect quickly to any battery. Replace a lost connector or permanently mount one on your ATV, Motorcycle, Car, Boat or any other vehicle for easy charging. The Quick Connect cable makes connecting the Eyelet Terminal Connector simple.

### 12V PLUG CONNECTOR

Fits G750-G3500



PART #

650215 15.95 L

The GC003 12V Plug Connector works with NOCO Genius battery chargers and allows the battery chargers to charge and maintain your vehicle's battery by simply plugging into the 12V auxiliary plug/cigarette lighter. The Quick Connect cable makes connecting the 12V Plug Connector simple. Ideal for motorcycles where the battery compartment is difficult to access.

### 10' EXTENSION CABLE

Fits G750-G7200



PART #

65016 17.95 L

Extend the reach of your NOCO Genius battery charger and accessories with the GC004 10' Extension Cable. With Quick Connect connectors on both ends, connecting the 10' Extension Cable is simple. Using this accessory may increase the battery charger time.

- accessories
- body
- handlebar & grips
- cables & levers
- exhaust
- engine
- fuel & intake
- electrical & ignition
- clutch
- drive
- bearings
- brakes
- steering & suspension
- tires
- tools & shop



## USB BATTERY PACKS + SOLAR PANELS

Rugged.  
Water, Dust and Impact Resistant.



### USB BATTERY PACK

3000mAh

11.1Wh

1A IN/OUT

An ultra-portable and lightweight USB battery pack for charging smartphones, HD cameras, GPS and more.

- Recharge from any powered USB port
- Up to 2 smartphone charges

PART #	MFG #		
650669	XGB3	28.95	B



### USB BATTERY PACK + LED Flashlight

3000mAh

11.1Wh

1A IN/OUT

An ultra-portable and lightweight USB battery pack + LED tactical flashlight for charging smartphones, HD cameras, GPS and more.

- Recharge from any powered USB port
- Up to 2 smartphone charges

5X Brighter

100% = 250 Lumens X 4 Hrs

50% = 125 Lumens X 8 Hrs

10% = 25 Lumens X 72 Hrs

STROBE = 250 Lumens X 120 Hrs

PART #	MFG #		
650670	XGB3L	43.95	B

### USB BATTERY PACK

6000mAh

22.2Wh

2.1A IN/OUT

An ultra-portable and lightweight USB battery pack for charging smartphones, tablets, HD cameras, GPS, eReaders, music players and more.

- Recharge from any powered USB port
- Up to 4 smartphone charges

10X MP3

6X GPS

5X HD Camera

3X eReader

1X Tablet



PART #	MFG #		
650671	XGB6	58.95	B

### 4W Solar Panel

### USB Battery Pack

An ultra-portable 4W smart solar charging solution that charges virtually any USB powered device, including smartphones, HD cameras, GPS and more. It's extremely compact and lightweight, which makes it perfect for any adventure.

In The Box:

- 4W Solar Panel
- 40" USB Cable
- 5V FLEX USB Regulator
- 650669 Battery Pack

PART #	MFG #		
650672	XGS4USB	89.95	B

### 4W Solar Panel

### 12V Auto Kit

An ultra-portable 4W smart solar charging solution for cars, trucks, boats, motorcycles, ATVs, lawn mowers, snowmobiles and more. Ultra-compact design, powerful enough to maintain and automatically recover batteries.

In The Box:

- 4W Solar Panel
- 8' XGC Cable
- 12V Plug Connector
- Battery Clamp Connector
- 12V FLEX Regulator

PART #	MFG #		
650673	XGS4AUTO	73.95	B



Juice Box Pro adds performance with map storage, computer optional full customization and the ultimate in PC-based tuning capabilities to the proven Juice Box fuel management platform. Two Brothers Racing, continually dedicated to Top Level Performance, dials in Fuel Injection performance like never before with the Juice Box Pro. Offering memory capacity for up to 10 fully custom fuel maps and virtually limitless tuning potential, the Juice Box Pro revolutionizes the plug-and-tune category of performance electronics.

### Custom-Designed Fuel Mapping

Juice Box Pro is the only fuel management interface to offer preloaded, dyno tested bike-specific mapping and the ability to fully customize and build your own Power Maps via computer in a simple to- install, user-friendly component. Through TBR's Direct Injector Control, the fuel circuits on current sport bikes can be modified both richer and leaner than stock as much as -100% to +250% in any particular area of the power spread with the Juice Box Pro. Also, up to 10 pre-programmed TBR Power Maps (custom made and dyno tested for each Two Brothers Racing exhaust system) are adjustable to your preference. Riders can literally select between a TBR Power Map, custom-built maps, or even fine tune low, mid or high rpm ranges while sitting on the bike and without plugging in to a computer. Standard +/- 10% increments from selected map settings, different ranges are available using the supplied Top Tune software.

### Computing Power

For racers and riders looking for the ultimate in precise adjustment and fuel map customization and creation, Two Brothers Racing's Top Tune software allows PC-based Power Map creation at 250-rpm increments and 10 different throttle positions. Modification parameters vary upon make and model of machine and fuel changes made in these increments are automatically interpolated between the rpm and throttle position ranges ensuring a smooth final power curve. Users can load up to 10 of their personally built Power Maps into the Juice Box Pro and select between them while in the saddle—eliminating the need to “re-boot” with the computer every time a new map is desired.



## JUICE BOX™ PRO PREMIUM FUEL CONTROLLER

- Uses OEM style connectors and high quality wiring harnesses.
- Small, Lightweight and Easy-to-Fit on the bike
- Pre-programmed with TBR Power Maps specific to make, model and style of TBR Exhaust and/or TBR Pro Filter
- No computer necessary for Top Level fuel management
- Fully adjustable computer compatibility for ultimate tuning and personalization
- Software is compatible with Power Commander, so you can download Power Commander maps to the Juice Box Pro



MAKE/MODEL	YEAR	PART #	
<b>YAMAHA</b>			
YZ450F	2010-13	286431	249.95 B

## WISECO FUEL CONTROLLERS

MAKE/MODEL	YEAR	PART #	
<b>HONDA</b>			
CRF250R	2010-13	105856	224.95 A
CRF 450R	2009-12	105710	224.95 A
<b>KAWASAKI</b>			
KX250F	2011	105861	224.95 A
KX 450F	2009-13	105711	224.95 A
<b>KTM</b>			
250SX-F / 350SX-F / 450SX-F	2011-13	105862	224.95 A
<b>SUZUKI</b>			
RM-Z250	2010-13	105858	224.95 A
RMZ 450	2008-16	105712	224.95 A
<b>YAMAHA</b>			
WR250X/R	2008-13	105859	224.95 A
YZ450F	2010-13	105857	224.95 A
<b>COLOR</b>		<b>PART #</b>	
<b>WISECO FUEL CONTROLLER MOUNT</b>			
Black		W6678A	19.95 G
Red		W6678B	19.95 G
Orange		W6678C	19.95 G
Yellow		W6678D	19.95 G
Green		W6678E	19.95 G
Blue		W6678F	19.95 G



To get the most out of upgrades like high compression pistons, performance camshafts, exhausts or another power adding components, adjusting the amount of fuel being delivered is a logical next step. Much like re-jetting or adjusting the pilot, needle, and main jet circuit in a carburetor, Wiseco's 3.5 Fuel Management Controllers can really enhance the performance of aftermarket parts. Wiseco's new Generation 3.5 Fuel Management Controllers for EFI tuning are extremely simple and easy to use and better yet they require no dyno, complex hookups, power supplies, or extra wiring harnesses! With the push of a button, you can easily adjust fuel delivery by adding/subtracting fuel from each zone to work in conjunction with your latest modifications. The display lights on the controller will display the injector pulse duration, which provides instant feedback for where to make the tuning adjustments. Simply plug the included connector into the existing factory wiring harnesses, mount the controller for easy access, and make the adjustments without ever leaving the seat of your bike/ATV. It doesn't get any easier than this to dial in your new EFI engine.

- accessories
- body
- handlebar & grips
- cables & levers
- exhaust
- engine
- fuel & intake
- electrical & ignition**
- clutch
- drive
- bearings
- brakes
- steering & suspension
- tires
- tools & shop

## OPTIMATE III ACCESSORIES

accessories
body
handlebar & grips
cables & levers
exhaust
engine
fuel & intake
electrical & ignition
clutch
drive
bearings
brakes
steering & suspension
tires
tools & shop

### EXTENSION CABLE

Extends the charger's reach by 8 feet



PART #
67853D
6.95 G

### STANDARD WALL BRACKET

- Mounts to wall or workbench, and holds the Optimate III at a 45° angle for easy viewing of the control panel
- Storage for cord and clips



PART #
67853B
12.95 G

### COMPACT WALL BRACKET

- Conveniently mounts the Optimate to wall or workbench
- Storage for cord and clips when not in use



PART #
67853K
11.60 N

### 12V BIKE & CAR SOCKET CONNECTOR

Connect your OptiMate to your vehicle accessory/auxiliary socket. This accessory will connect to DIN as well as to cigarette lighter format sockets.



PART #	DESCRIPTION	
508004	Socket Connector	18.90 G

### BATTERY/ALTERNATOR VOLTAGE CHECKER

- For all 12 volt systems
- Easy to read L.E.D lights
- Shows battery state-of-charge and level of alternator output



PART #	DESCRIPTION	
W2980	Voltage Checker	9.95 G

### BATTERY CHARGER

6V - 12V • 1/2 AMP  
ATV • MOTORCYCLE •  
SNOWMOBILE • PWC

- This unit converts from 6 - 12 volts with a flick of a switch
- Just plug in charger output plug to charge the battery
- No mess, no removing battery
- Display packaged with full instructions



PART #	DESCRIPTION	
EM15600	Battery Charger	16.95 L
EM15601	"Y" Connector ONLY	2.95 L

### POCKET MULTI-TESTER

- Analyzing functions for Volts AC, Volts DC, amperes and ohms
- Operates on 1 AA battery (included)
- Instructions included



PART #	DESCRIPTION	
W2979	Multi-Tester	12.00 G

### CRIMPING TOOL

- Deluxe 4-way insulated crimping tool
- Crimper, wire stripper, wire cutter
- Insulated vinyl cushion grips



PART #	DESCRIPTION	
W190	Crimping Tool	4.50 G



## TUBE STYLE BATTERY TESTER

- Easy to read color coded hydrometer
- Gives precise readings for status of battery cells
- Acid resistant



PART #	DESCRIPTION		
W1653	Battery Tester	4.15	G

## BATTERY CABLES

Sold each



DISPLAY				CARDED			
BULK							
1940	5.35	E	8"	Black	11940	5.80	E
1941	6.20	G	12"	Black	11941	6.70	G
1942	6.45	G	16"	Black	11942	7.20	G
1943	7.60	E	20"	Black	11943	8.15	G

- Lugs size: 7/16"
- Polyvinyl insulation, brass lugs

1932	5.35	E	8"	Red	11932	5.80	L
1933	6.20	G	12"	Red	11933	6.70	G
1934	6.45	G	16"	Red	11934	7.20	G
1935	7.60	E	20"	Red	11935	8.15	A

- Lug sizes: 1/4" & 3/8"
- Polyvinyl insulation, brass lugs

## UNIVERSAL IN-LINE FUSE HOLDER

- 16 gauge wire
- Bakerlite with 20 AMP fuse



PART #	DESCRIPTION		
EM93320	In-Line Fuse Holder	1.95	L

## BATTERY TERMINAL CLEANER

- All metal construction
- Quality stainless steel brushes
- Cleans both battery post and terminals



PART #	DESCRIPTION		
W147	Terminal Cleaner	2.60	G

## BATTERY JUMPER CABLE SET

- 64" long
- 10 gauge
- Color coded terminal
- Clamps for safe and secure handling
- Display packaged



PART #	DESCRIPTION		
EM96300	Jumper Cables	10.95	H

## BATTERY CABLES



PART #	LENGTH	COLOR		
1936	10 ft. roll	Red Cover	33.20	B
1944	10 ft. roll	Black Cover	33.20	B
8597	50 ft. roll	Red Cover	150.30	B
8598	50 ft. roll	Black Cover	150.30	B

## COPPER TERMINALS

- 1/4" & 3/8"
- Sold each
- Non-insulated



PART #	DESCRIPTION		
8599	6 gauge, 3/8"	1.45	G
8600	6 gauge, 1/4"	1.45	G

## CABLE TERMINALS

- Sold each
- Steel clip



PART #	DESCRIPTION		
1937	3/8"	1.15	L
1938	1/4"	1.05	L

## NYLON INSULATED TERMINALS

- These handy terminals are quick and easy for wiring jobs using 10-18 gauge wire



SIZE	PART # (PKG. 100)		
12-10 (.040) Female Side	DL695005	39.50	A

- accessories
- body
- handlebar & grips
- cables & levers
- exhaust
- engine
- fuel & intake
- electrical & ignition
- clutch
- drive
- bearings
- brakes
- steering & suspension
- tires
- tools & shop



## CHARGING COMPONENTS



268437

### RECTIFIER/REGULATORS & STATORS



268678

MODEL	RECTIFIER/REGULATORS	NEW STATORS	STATOR COVER GASKETS
<b>APRILIA DIRT</b>			
450/RXV450 2006-2008	-	268678 189.95 B	-
550/RXV550 2006-2009	-	268678 189.95 B	-
<b>HONDA DIRT</b>			
50/XR50R 2000-2003	268437 39.95 J	RE21600H 74.95 G	-
50/Z50R 1988-2000	268437 39.95 J	RE21600H 74.95 G	-
70/CRF70F 2004-2009	268437 39.95 J	RE21600H 74.95 G	-
70/CRF70F 2011-2012	268437 39.95 J	RE21600H 74.95 G	-
70/XR70R 1997-2003	268437 39.95 J	RE21600H 74.95 G	-
80/CRF80F 2004-2009	268437 39.95 J	-	-
80/CRF80F 2011-2013	268437 39.95 J	-	-
80/XR80R 1993-2003	268437 39.95 J	-	-
125/CR125R 1981-1983	-	268105 59.95 B	-
125/CR125R 1984-1985	-	268809 109.95 B	-
125/CR125R 1990-1996	-	268933 124.95 D	-
125/CR125R 1998	-	268936 109.95 D	-
125/CR125R 1999-2000	-	268935 109.95 D	-
150/CRF150F 2003-2005	268437 39.95 J	RE21625 139.95 B	-
150/CRF150F 2009	268437 39.95 J	-	-
150/CRF150F 2012-2013	268437 39.95 J	-	-
200/XL200R 1983-1984	-	268941 159.95 D	-
200/XR200R 1985	-	268060 159.95 B	-
200/XR200R 1986-1988	-	268940 159.95 D	-
200/XR200R 1990-2002	-	268144 149.95 B	-
230/CRF230F 2003-2013	-	268967 179.95 D	-
250/CR250R 1981-1983	-	268105 59.95 B	-
250/CR250R 1984-1985	-	268809 109.95 B	-
250/CR250R 1990-1996	-	268933 124.95 D	-
250/CR250R 2000-2001	-	268935 109.95 D	-
250/CRF250R 2004-2009	-	268936 109.95 D	-
250/NX250 1988-1990	268900 95.00 D	268928 189.95 D	-
250/XL250R 1985-1987	-	268147 149.95 B	-
250/XR250L 1991-1996	268899 119.95 D	268934 159.95 D	-
250/XR250R 1984	-	268938 199.95 D	-
250/XR250R 1985	-	268060 159.95 B	-
250/XR250R 1986-1995	-	268939 199.95 D	-
250/XR250R 1996-2004	-	268937 224.95 D	-
450/CRF450R 2002-2003	-	268936 109.95 D	-
450/CRF450R 2005-2007	-	268936 109.95 D	-
500/CR500 1984-1985	-	268809 109.95 B	-
500/XR500R 1983-1984	-	268779 224.95 B	-
600/XL600R 1983-1987	268757/ 268437	268059 159.95 B	-
600/XL600V Transalp 1989-1990	268477 119.95 L	-	-



## CHARGING COMPONENTS CONTINUED

MODEL	RECTIFIER REGULATORS		NEW STATORS		STATOR COVER GASKETS
<b>HONDA DIRT CONTINUED</b>					
600/XR600R 1991-2000	-		268206	224.95 B	-
600/XR600RK 1985-1990	-		268206	224.95 B	-
650/XR650L 1993-2009	268664	120.00 L	268812	199.95 B	-
650/XR650L 2012-2014	268664	120.00 L	268812	199.95 B	-
<b>KAWASAKI DIRT</b>					
125/KX125 1980-1986	-		268105	59.95 B	-
125/KX125 2003-2004	-		268942	189.95 D	-
200/KDX200 1990-2006	268437	39.95 J	-	-	-
220/KDX220R 1997-2005	268437	39.95 J	-	-	-
250/KL250 KLR250 1987-2005	268879	74.95 B	-	-	-
250/KLX250D 2003	268879	74.95 B	-	-	-
250/KLX250R 1994-1996	268437	39.95 J	-	-	-
250/KLX250S 2009-2014	268597	104.95 L	-	-	-
250/KX250F 2011-2012	268882	104.95 B	-	-	-
300/KLX300R 1997-2007	268437	39.95 J	-	-	-
450/KX450F 2009-2011	268882	104.95 B	-	-	-
650/KL650B Tengai 1990-1991	-		268210	224.95 B	-
650/KLR650 (KL650) 1987-2007	268597	104.95 L	268210	224.95 B	-
650/KLR650 (KL650) 2008-2010	268597	104.95 L	268822	159.95 B	-
650/KLR650 (KL650) 2011-2013	268597	104.95 L	-	-	-
650/KLR650 (KL650) 2014	268597	104.95 L	-	-	-
<b>KTM DIRT</b>					
125/125 EXC 1998-2001	268437	39.95 J	268831	104.95 B	-
125/125 EXC 2005	268437/ 268828	39.95 J	268831	104.95 B	-
125/125 EXC Six Days 2005	268437/ 268828	39.95 J	268831	104.95 B	-
125/125 SX 1998-2008	268437	39.95 J	268831	104.95 B	-
125/125 SX 2011-2012	268437	39.95 J	268831	104.95 B	-
125/125 SXS 2005	268437	39.95 J	268831	104.95 B	-
144/144 SX 2007-2008	268437	39.95 J	268831	104.95 B	-
150/150 SX 2009-2011	268437	39.95 J	268831	104.95 B	-
150/150 XC 2010-2013	268437	39.95 J	268831	104.95 B	-
200/200 EXC 1998	268437	39.95 J	268831	104.95 B	-
200/200 EXC 2003-2004	268437	39.95 J	268831	104.95 B	-
200/200 EXC 2005	268437/ 268828	39.95 J	268831	104.95 B	-
200/200 MXC 1998	268437	39.95 J	268831	104.95 B	-
200/200 MXC 1999-2003	268437	39.95 J	268831	104.95 B	-
200/200 SX 2003	268437	39.95 J	268831	104.95 B	-
200/200 XC 2006-2007	268437	39.95 J	268831	104.95 B	-
200/200 XC-W 2006-2007	268437	39.95 J	268831	104.95 B	-
200/200 XC-W 2008-2012	268828	29.95 B	-	-	-
205/205 SX 2011	268437	39.95 J	268831	104.95 B	-
250/250 EXC 1998-1999	268437	39.95 J	268831	104.95 B	-
250/250 EXC 2000-2004	268437	39.95 J	268831	104.95 B	-
250/250 EXC 2005	268437/ 268828	39.95 J	268831	104.95 B	-
250/250 EXC Racing 2005	268828	29.95 B	-	-	-
250/250 EXC Six Days 2005	268437/ 268828	39.95 J	268831	104.95 B	-
250/250 MXC 1998-2001	268437	39.95 J	268831	104.95 B	-
250/250 SX 1998-2012	268437	39.95 J	268831	104.95 B	-

accessories

body

handlebar  
& gripscables &  
levers

exhaust

engine

fuel &  
intakeelectrical  
& ignition

clutch

drive

bearings

brakes

steering &  
suspension

tires

tools &  
shop

# ELECTRICAL & IGNITION



## CHARGING COMPONENTS CONTINUED

MODEL	RECTIFIER REGULATORS			NEW STATORS		STATOR COVER GASKETS		
<b>KTM DIRT CONTINUED</b>								
250/250 XC 2009-2012	268828	29.95	B	-	-	-	-	-
250/250 XC-F 2007-2008	268828	29.95	B	-	-	-	-	-
250/250 XC-FW 2007-2010	268828	29.95	B	-	-	-	-	-
250/250 XC-FW Six Days 2011	268828	29.95	B	-	-	-	-	-
250/250 XC-W 2006-2007	268437	39.95	J	268831	104.95	B	-	-
250/250 XC-W 2008-2012	268828	29.95	B	-	-	-	-	-
300/300 EXC 1998-1999	268437	39.95	J	268831	104.95	B	-	-
300/300 EXC 2000-2001	268437	39.95	J	268831	104.95	B	-	-
300/300 EXC 2003	268437	39.95	J	268831	104.95	B	-	-
300/300 EXC 2005	268437/ 268828	39.95	J	268831	104.95	B	-	-
300/300 EXC Six Days 2005	268437/ 268828	39.95	J	268831	104.95	B	-	-
300/300 MXC 1998-2003	268437	39.95	J	268831	104.95	B	-	-
300/300 MXC 2004	268437	39.95	J	268831	104.95	B	-	-
300/300 MXC 2005	268437/ 268828	39.95	J	268831	104.95	B	-	-
300/300 XC 2009-2012	268828	29.95	B	-	-	-	-	-
300/300 XC-W 2006	268828	29.95	B	-	-	-	-	-
300/300 XC-W 2008-2012	268828	29.95	B	-	-	-	-	-
380/380 EXC 1998-1999	268437	39.95	J	268831	104.95	B	-	-
380/380 EXC 2000	268437	39.95	J	268831	104.95	B	-	-
380/380 MXC 1998-1999	268437	39.95	J	268831	104.95	B	-	-
380/380 SX 1998-2000	268437	39.95	J	268831	104.95	B	-	-
400/400 EXC 2005-2006	268828	29.95	B	-	-	-	-	-
400/400 LC4 Dual Sport 2000-2001	268829	119.95	B	268830	139.95	B	268955	7.95 D
400/400 LC4 EXC 1998	268829	119.95	B	268830	139.95	B	268955	7.95 D
400/400 RXC 1998	268829	119.95	B	268830	139.95	B	-	-
400/400 XC-W 2007	268828	29.95	B	-	-	-	-	-
400/400 XC-W 2009-2010	268828	29.95	B	-	-	-	-	-
450/450 EXC 2005-2007	268828	29.95	B	-	-	-	-	-
450/450 EXC 2009-2011	268828	29.95	B	-	-	-	-	-
450/450 EXC-R 2008	268828	29.95	B	-	-	-	-	-
450/450 MXC 2005	268828	29.95	B	-	-	-	-	-
450/450 Rally 2005	268829	119.95	B	268830	139.95	B	-	-
450/450 XC 2006-2007	268828	29.95	B	-	-	-	-	-
450/450 XC-W 2007	268828	29.95	B	-	-	-	-	-
450/450 XC-W Champions Edition 2010	268828	29.95	B	-	-	-	-	-
450/450 XC-W Six Days 2010-2011	268828	29.95	B	-	-	-	-	-
450/450 XCR-W 2008	268828	29.95	B	-	-	-	-	-
525/525 EXC 2005-2006	268828	29.95	B	-	-	-	-	-
525/525 EXC Racing Six Days 2005	268828	29.95	B	-	-	-	-	-
525/525 MXC 2005	268828	29.95	B	-	-	-	-	-
525/525 XC 2007	268828	29.95	B	-	-	-	-	-
525/525 XC-W 2007	268828	29.95	B	-	-	-	-	-
530/530 EXC 2009-2011	268828	29.95	B	-	-	-	-	-
530/530 EXC Champions Edition 2010	268828	29.95	B	-	-	-	-	-
530/530 EXC-R 2008	268828	29.95	B	-	-	-	-	-
530/530 XC-W Six Days 2010-2011	268828	29.95	B	-	-	-	-	-
530/530 XCR-W 2008	268828	29.95	B	-	-	-	-	-
620/620 Rally 1998	268829	119.95	B	268830	139.95	B	-	-
620/620 RXC 1998	268829	119.95	B	268830	139.95	B	268955	7.95 D
625/625 SMC 2004-2006	268829	119.95	B	268830	139.95	B	-	-
625/625 SXC 2003-2005	268829	119.95	B	268830	139.95	B	268955	7.95 D
640/640 Adventure 2005-2007	268829	119.95	B	268830	139.95	B	268955	7.95 D



## CHARGING COMPONENTS CONTINUED

MODEL	RECTIFIER REGULATORS			NEW STATORS			STATOR COVER GASKETS		
<b>KTM DIRT CONTINUED</b>									
640/640 LC4 All Models 1999-2005	268829	119.95	B	268830	139.95	B	268955	7.95	D
640/640 Supermoto 2005	-			268830	139.95	B	268955	7.95	D
660/660 Rally 2005	268829	119.95	B	268830	139.95	B	-		
660/660 Rally 2007	268829	119.95	B	268830	139.95	B	-		
660/660 SMC 2004-2005	268828	29.95	B	-			-		
690/690 Duke 2008-2010	268693	149.95	B	-			-		
690/690 Duke 2013	268693	149.95	B	-			-		
690/690 Enduro 2008-2011	268694	149.95	B	-			-		
690/690 Enduro R 2012	268694	149.95	B	-			-		
690/690 Rally 2009	268693	149.95	B	-			-		
690/690 SMC 2008-2010	268694	149.95	B	-			-		
690/690 SMR 2008	268693	149.95	B	-			-		
690/690 Super Enduro 2008	268694	149.95	B	-			-		
690/690 Supermoto 2007	268693	149.95	B	-			-		
950/950 Adventure 2004-2006	268693	149.95	B	268832	158.95	B	268956	21.95	D
950/950 Adventure S 2004-2005	268693	149.95	B	268832	158.95	B	268956	21.95	D
950/950 SM 2005-2007	268694	149.95	B	268832	158.95	B	268956	21.95	D
950/950 SMR 2007-2008	268694	149.95	B	268832	158.95	B	268956	21.95	D
950/950 Super Enduro 2006-2008	268694	149.95	B	268832	158.95	B	268956	21.95	D
950/950 Super Enduro 2009	268694	149.95	B	-			-		
950/950 Superduke 2005	268693	149.95	B	268832	158.95	B	268956	21.95	D
990/990 Adventure 2006-2012	268693	149.95	B	268832	158.95	B	268956	21.95	D
990/990 Adventure R 2009-2010	268693	149.95	B	268832	158.95	B	268956	21.95	D
990/990 Adventure S 2008	268693	149.95	B	268832	158.95	B	268956	21.95	D
990/990 RC8R Superduke 2011	268693	149.95	B	-			-		
990/990 SMR 2010-2011	268694	149.95	B	268832	158.95	B	268956	21.95	D
990/990 SMT 2010	268694	149.95	B	268832	158.95	B	268956	21.95	D
990/990 SMT 2011	268693	149.95	B	268832	158.95	B	268956	21.95	D
990/990 Superduke 2006-2008	268693	149.95	B	-			268956	21.95	D
1190/1190 RC8 2008-2010	268693	149.95	B	-			-		
1190/1190 RC8 R 2009-2010	268693	149.95	B	-			-		
1190/1190 RC8 R 2011-2012	268693	149.95	B	-			-		
<b>SUZUKI DIRT</b>									
80/RM80 1980-2001	-			268105	59.95	B	-		
85/RM85 2002-2009	-			268105	59.95	B	-		
85/RM85 2012	-			268105	59.95	B	-		
125/DR125SE 1994-1996	268902	104.95	D	-			-		
125/RM125 1981-1985	-			268105	59.95	B	-		
125/RM125 1989-1993	-			268946	104.95	D	-		
125/RM125 1994-1997	268437	39.95	J	268947	109.95	D	-		
200/SP200 1986-1988	268672	119.95	L	-			-		
250/DR250 Off Road 1990-1992	-			268948	224.95	D	-		
250/DR250 Off Road 1993	-			-			-		
250/DR250S Dual Sport 1990-1992	268673	119.95	L	268684	224.95	B	-		
250/DR250S Dual Sport 1993	268673	119.95	L	-			-		
250/DR250SE Dual Sport 1993-1995	268673	119.95	L	-			-		
250/RM250 1981-1985	-			268105	59.95	B	-		
250/RM250 1987-1993	-			268946	104.95	D	-		
250/RM250 1994-1997	268437	39.95	J	268947	109.95	D	-		
350/DR350 Off Road 1990-1992	268624	94.95	N	268948	224.95	D	-		
350/DR350 Off Road 1993-1999	268624	94.95	N	-			-		
350/DR350S Dual Sport 1990-1992	268673	119.95	L	268684	224.95	B	-		
350/DR350S Dual Sport 1993	268673	119.95	L	-			-		
350/DR350SE Dual Sport 1994-1999	268673	119.95	L	-			-		

accessories

body

handlebar  
& gripscables &  
levers

exhaust

engine

fuel &  
intakeelectrical  
& ignition

clutch

drive

bearings

brakes

steering &  
suspension

tires

tools &  
shop



## CHARGING COMPONENTS CONTINUED

- accessories
- body
- handlebar & grips
- cables & levers
- exhaust
- engine
- fuel & intake
- electrical & ignition
- clutch
- drive
- bearings
- brakes
- steering & suspension
- tires
- tools & shop

MODEL	RECTIFIER REGULATORS	NEW STATORS	STATOR COVER GASKETS
<b>SUZUKI DIRT CONTINUED</b>			
400/DRZ400 2000-2009	268674 104.95 L	268214 224.95 B	-
400/DRZ400 2011-2015	268674 104.95 L	268214 224.95 B	-
500/RM500 1981-1984	-	268105 59.95 B	-
650/DR650S 1990-1991	268619 94.95 N	268685 224.95 B	-
650/DR650SE 1996-2009	-	268213 224.95 B	-
650/DR650SE 2011-2015	-	268213 224.95 B	-
650/DR650SE N/P Models 1992-1993	268488 119.95 L	268685 224.95 B	-
650/DR650SE N/P Models 1994-1995	268488 119.95 L	-	-
650/DR650SE R/S Models 1992-1995	268488 119.95 L	-	-
<b>YAMAHA DIRT</b>			
50/DT50 1988-1990	-	268954 19.95 D	-
50/PW50 1986-1987	-	268954 19.95 D	-
50/PW50 1990-2009	-	268954 19.95 D	-
50/PW50 2012-2013	-	268954 19.95 D	-
80/BW80 Big Wheel 1986-1990	-	268950 149.95 D	-
80/PW80 1983-1985	-	268950 149.95 D	-
80/PW80 1991-1994	-	268950 149.95 D	-
80/PW80 1995-2003	-	268951 104.95 D	-
90/TT-R90 E 2003-2007	-	268952 145.00 D	-
125/TT-R125 2000-2004	-	268966 189.95 D	-
125/TT-R125 L 2000-2008	-	268966 189.95 D	-
180/RT180 1990-1993	-	268954 19.95 D	-
180/RT180 1995-1998	-	268954 19.95 D	-
200/BW200N 1985	268437 39.95 J	-	-
200/BW200S 1986	268437 39.95 J	-	-
200/TW200 1988-2000	268507 59.95 L	-	-
200/TW200 2001-2013	268507 59.95 L	-	-
225/TT-R225 R 1999	268507 59.95 L	-	-
225/TT-R225 R 2000-2004	268507 59.95 L	268953 199.95 D	-
225/TT225 1999	-	268953 199.95 D	-
225/XT225 1992-2000	268507 59.95 L	-	-
225/XT225 2001-2007	268507 59.95 L	268953 199.95 D	-
250/TT-R250 1999-2006	268507 59.95 L	-	-
250/XT250 2008-2012	268507 59.95 L	-	-
250/YZ250 1985-1986	-	268840 159.95 B	-
600/XT600 1984-1989	268511 120.00 L	-	-
600/XT600 1991-1995	268507 59.95 L	-	-

# STARTING COMPONENTS

accessories

body

handlebar  
& gripscables &  
levers

exhaust

engine

fuel &  
intakeelectrical  
& ignition

clutch

drive

bearings

brakes

steering &  
suspension

tires

tools &  
shop

268673



268774

## STARTERS & SOLENOID SWITCHES

MODEL	STARTER			SOLENOID SWITCH		
<b>KTM DIRT BIKE</b>						
200/200 XC-W 2013	-			268774	39.95	L
250/250 EXC 2003-2005	268793	174.95	B	-		
250/250 EXC Racing 2003	-			268774	39.95	L
250/250 EXC Racing 2005	-			268774	39.95	L
250/250 EXC RFS 2003-2004	268793	174.95	B	268774	39.95	L
250/250 EXC-G 2003	268793	174.95	B	268774	39.95	L
250/250 XC 2009-2013	-			268774	39.95	L
250/250 XC-F 2007-2008	-			268774	39.95	L
250/250 XC-F 2011-2013	-			268774	39.95	L
250/250 XC-FW 2007-2009	-			268774	39.95	L
250/250 XC-FW 2012-2013	-			268774	39.95	L
250/250 XC-FW Champions Edition 2010	-			268774	39.95	L
250/250 XC-FW Six Days 2011	-			268774	39.95	L
250/250 XC-W 2008-2013	-			268774	39.95	L
300/300 XC 2009-2013	-			268774	39.95	L
300/300 XC-W 2008-2013	-			268774	39.95	L
350/350 EXC-F 2012-2013	-			268774	39.95	L
350/350 SX-F 2011-2012	-			268774	39.95	L
350/350 XC-F 2011-2013	-			268774	39.95	L
350/350 XCF-W 2012-2013	-			268774	39.95	L
350/350 XS-F 2013	-			268774	39.95	L
400/400 EXC 2000-2002	268793	174.95	B	268774	39.95	L
400/400 EXC 2004-2006	268793	174.95	B	268774	39.95	L
400/400 LC4 Dual Sport 2000-2001	268728	184.95	B	268794	39.95	B
400/400 LC4 EXC 1998	268728	184.95	B	268794	39.95	B
400/400 MXC 2001-2002	268793	174.95	B	268774	39.95	L
400/400 RXC 1998	268728	184.95	B	268794	39.95	B
400/400 SX 2000-2002	268793	174.95	B	-		
400/400 XC-W 2007	268793	174.95	B	268774	39.95	L
400/400 XC-W 2009-2010	-			268774	39.95	L
450/450 EXC 2003-2005	268793	174.95	B	268774	39.95	L
450/450 EXC 2006-2007	268793	174.95	B	-		
450/450 EXC 2009-2011	-			268774	39.95	L
450/450 EXC-R 2008	-			268774	39.95	L
450/450 MXC 2003-2005	268793	174.95	B	268774	39.95	L

# ELECTRICAL & IGNITION



## STARTING COMPONENTS CONTINUED

- accessories
- body
- handlebar & grips
- cables & levers
- exhaust
- engine
- fuel & intake
- electrical & ignition
- clutch
- drive
- bearings
- brakes
- steering & suspension
- tires
- tools & shop

MODEL	STARTER			SOLENOID SWITCH		
<b>KTM DIRT BIKE CONTINUED</b>						
450/450 Rally 2005	268728	184.95	B	268794	39.95	B
450/450 SMR 2005	268793	174.95	B	-		
450/450 SMR 2012	-			268774	39.95	L
450/450 SX 2003-2004	268793	174.95	B	268774	39.95	L
450/450 SX 2005	268793	174.95	B	-		
450/450 SX-F 2007	-			268774	39.95	L
450/450 SX-F 2009-2012	-			268774	39.95	L
450/450 SX-F 2013	-			268774	39.95	L
450/450 SX-F Factory 2012	-			268774	39.95	L
450/450 XC 2006-2007	268793	174.95	B	268774	39.95	L
450/450 XC-F 2008-2009	-			268774	39.95	L
450/450 XC-F 2013	-			268774	39.95	L
450/450 XC-W 2007	-			268774	39.95	L
450/450 XC-W 2012-2013	-			268774	39.95	L
450/450 XC-W Champions Edition 2010	-			268774	39.95	L
450/450 XC-W Six Days 2010-2011	-			268774	39.95	L
500/500 EXC 2012-2013	-			268774	39.95	L
500/500 XC-W 2012-2013	-			268774	39.95	L
505/505 XC-F 2008	-			268774	39.95	L
520/520 EXC 2000-2002	268793	174.95	B	268774	39.95	L
520/520 MXC 2001-2002	268793	174.95	B	268774	39.95	L
520/520 SX 2000-2002	268793	174.95	B	-		
525/525 EXC 2003-2006	268793	174.95	B	268774	39.95	L
525/525 EXC Racing Six Days 2005	268793	174.95	B	268774	39.95	L
525/525 MXC 2003-2005	268793	174.95	B	268774	39.95	L
525/525 SMR 2005	268793	174.95	B	-		
525/525 SX 2004	268793	174.95	B	268774	39.95	L
525/525 SX 2005	268793	174.95	B	-		
525/525 XC 2007	268793	174.95	B	268774	39.95	L
525/525 XC-W 2007	268793	174.95	B	268774	39.95	L
530/530 EXC 2009-2011	-			268774	39.95	L
530/530 EXC Champions Edition 2010	-			268774	39.95	L
530/530 EXC-R 2008	-			268774	39.95	L
530/530 XC-W Six Days 2010-2011	-			268774	39.95	L
530/530 XCR-W 2008	-			268774	39.95	L
620/620 Rally 1998	268728	184.95	B	268794	39.95	B
620/620 RXC 1998	268728	184.95	B	268794	39.95	B
625/625 SMC 2004	268728	184.95	B	268794	39.95	B
625/625 SMC 2005-2006	268728	184.95	B	268774	39.95	L
625/625 SXC 2003-2005	268728	184.95	B	268794	39.95	B
640/640 Adventure 1999-2003	268728	184.95	B	-		
640/640 Adventure 2005-2007	268728	184.95	B	268794	39.95	B
640/640 LC4 All Models 1999	268728	184.95	B	268794	39.95	B
640/640 LC4 All Models 2000-2002	268728	184.95	B	268774/ 268794	39.95	L
640/640 LC4 All Models 2003-2005	268728	184.95	B	268794	39.95	B
640/640 SMC 2005	-			268774	39.95	L
640/640 Supermoto 2005	268728	184.95	B	-		
660/660 Rally 2005	268728	184.95	B	268794	39.95	B
660/660 Rally 2007	268728	184.95	B	268794	39.95	B
690/690 Duke 2008-2010	-			268795	39.95	B
690/690 Enduro 2008	-			268774	39.95	L
690/690 Enduro 2011	-			268774	39.95	L
690/690 Enduro R 2009-2010	-			268774	39.95	L
690/690 Enduro R 2012	-			268774	39.95	L
690/690 SMC 2008-2010	-			268774	39.95	L





## STARTING COMPONENTS CONTINUED

MODEL	STARTER			SOLENOID SWITCH		
<b>KTM DIRT BIKE CONTINUED</b>						
690/690 SMR 2008	-			268795	39.95	B
690/690 Super Enduro 2008	-			268774	39.95	L
690/690 Supermoto 2007	-			268795	39.95	B
950/950 Adventure 2004-2006	-			268795	39.95	B
950/950 Adventure S 2004-2005	-			268795	39.95	B
950/950 SMR 2007-2008	-			268774	39.95	L
950/950 Super Enduro 2006-2007	-			268774	39.95	L
950/950 Superduke 2005	-			268795	39.95	B
980/980 Supermoto 2005-2007	-			268774	39.95	L
990/990 Adventure 2006-2012	-			268795	39.95	B
990/990 Adventure R 2009-2010	-			268795	39.95	B
990/990 Adventure S 2008	-			268795	39.95	B
990/990 RC8R Superduke 2011	-			268795	39.95	B
990/990 SMR 2010-2011	-			268774	39.95	L
990/990 SMT 2010	-			268774	39.95	L
990/990 Superduke 2006-2008	-			268795	39.95	B
<b>SUZUKI DIRT BIKE</b>						
125/DR125SE 1994-1996	268796	74.95	B	-		
200/DR200SE 1996-2009	268782	219.95	B	268442	39.95	J
200/DR200SE 2010-2013	268782	219.95	B	-		
250/DR250SE Dual Sport 1993-1995	-			268737	39.95	G
250/DRZ250 2001-2007	268092	184.95	B	-		
350/DR350SE Dual Sport 1994-1999	-			268737	39.95	G
650/DR650SE R/S Models 1994-1995	-			268737	39.95	G
<b>YAMAHA DIRT BIKE</b>						
90/TT-R90 E 2003-2007	268959	79.95	D	-		
125/TT-R125 E 2004-2007	268783	152.95	B	-		
125/TT-R125 LE 2004-2007	268783	152.95	B	-		
200/BW200E 1986-1988	268869	174.95	B	-		
200/TW200 1987-2002	268869	174.95	B	-		
225/TT-R225 R 1999-2004	268869	174.95	B	-		
225/XT225 1992-2007	268869	174.95	B	-		
230/TT-R230 2005-2013	268869	174.95	B	-		
250/XT250 2008-2012	268660	139.95	G	-		
350/BW350 Big Wheel 1987-1988	-			268738	39.95	G
450/WR450F 2003-2006	268734	184.95	B	-		
450/WR450F 2007-2014	268797	219.95	B	-		
600/XT600 1990-1995	RE61408	139.95	G	-		

accessories

body

handlebar  
& gripscables &  
levers

exhaust

engine

fuel &  
intakeelectrical  
& ignition

clutch

drive

bearings

brakes

steering &  
suspension

tires

tools &  
shop

# ELECTRICAL & IGNITION



Spark up an old engine with these OEM supplier sourced Tune Up Kits.

Includes contact points and condenser only (No Spark Plugs).

Made in Japan.



## K&L TUNE UP KITS, POINTS & CONDENSERS

MAKE/MODEL	YEAR	TUNE UP KITS			POINTS			CONDENSERS		
<b>HONDA DUAL SPORT/OFFROAD</b>										
Z50A(AK0)AK1~AK6	68-75	721946	19.95	G	721827	12.95	G	721838	9.95	G
Z50A	76-78	721946	19.95	G	721827	12.95	G	721838	9.95	G
Z50R	79-81	721946	19.95	G	721827	12.95	G	721838	9.95	G
Z50R	82-87	721946	19.95	G	721827	12.95	G	721838	9.95	G
Z50RD	86	721946	19.95	G	721827	12.95	G	721838	9.95	G
CT70-(K0) TRAIL 70	69-71	721946	19.95	G	721827	12.95	G	721838	9.95	G
CT70 HITACHI IGNITION	76-82	721946	19.95	G	721827	12.95	G	721838	9.95	G
CT70 WITH HITACHI IGNITION	70-73	721946	19.95	G	721827	12.95	G	721838	9.95	G
CT70K1~K4 TRAIL 70	72-75	721946	19.95	G	721827	12.95	G	721838	9.95	G
SL70/K1 MOTO SPORT	71-73	721946	19.95	G	721827	12.95	G	721838	9.95	G
XL70	74-76	721946	19.95	G	721827	12.95	G	721838	9.95	G
XL75	77-79	721946	19.95	G	721827	12.95	G	721838	9.95	G
XR75	73-76	721946	19.95	G	721827	12.95	G	721838	9.95	G
XR75	77-78	-----	-----	-----	721827	12.95	G	-----	-----	-----
XL80S	80-84	721946	19.95	G	721827	12.95	G	721838	9.95	G
XR80	79-84	-----	-----	-----	721827	12.95	G	-----	-----	-----
CT90	68-79	721954	24.95	G	721828	11.95	G	-----	-----	-----
ST90 WITH ND IGNITION	73-75	721954	24.95	G	721828	11.95	G	-----	-----	-----
SL100/ MOTO SPORT	70-73	721947	26.95	G	721828	11.95	G	-----	-----	-----
XL100/K1	74-75	721947	26.95	G	721828	11.95	G	-----	-----	-----
XL100	76	721947	26.95	G	721828	11.95	G	-----	-----	-----
XR100	81-84	-----	-----	-----	721827	12.95	G	-----	-----	-----
CT125	77	-----	-----	-----	721828	11.95	G	-----	-----	-----
SL125/K1/K2 MOTO SPORT	71-73	721947	26.95	G	721828	11.95	G	-----	-----	-----
TL125 TRIALS	73-76	-----	-----	-----	721828	11.95	G	-----	-----	-----
XL125	74-78	-----	-----	-----	721828	11.95	G	-----	-----	-----
SL175 WITH ND IGNITION	70-71	-----	-----	-----	721828	11.95	G	-----	-----	-----
XL175	73-75	-----	-----	-----	721828	11.95	G	-----	-----	-----
TL250 TRIALS	75-76	-----	-----	-----	721828	11.95	G	-----	-----	-----
XL250/K1/K2 MOTO SPORT	72-76	721955	24.95	G	721828	11.95	G	-----	-----	-----
Z50A(AK0)AK1~AK6	68-75	721946	19.95	G	721827	12.95	G	721838	9.95	G
Z50A	76-78	721946	19.95	G	721827	12.95	G	721838	9.95	G
Z50R	79-81	721946	19.95	G	721827	12.95	G	721838	9.95	G
Z50R	82-87	721946	19.95	G	721827	12.95	G	721838	9.95	G
Z50RD	86	721946	19.95	G	721827	12.95	G	721838	9.95	G
CT70-(K0) TRAIL 70	69-71	721946	19.95	G	721827	12.95	G	721838	9.95	G
CT70 HITACHI IGNITION	76-82	721946	19.95	G	721827	12.95	G	721838	9.95	G
CT70 WITH HITACHI IGNITION	70-73	721946	19.95	G	721827	12.95	G	721838	9.95	G
CT70K1~K4 TRAIL 70	72-75	721946	19.95	G	721827	12.95	G	721838	9.95	G
SL70/K1 MOTO SPORT	71-73	721946	19.95	G	721827	12.95	G	721838	9.95	G
XL70	74-76	721946	19.95	G	721827	12.95	G	721838	9.95	G
XL75	77-79	721946	19.95	G	721827	12.95	G	721838	9.95	G
XR75	73-76	721946	19.95	G	721827	12.95	G	721838	9.95	G
XR75	77-78	-----	-----	-----	721827	12.95	G	-----	-----	-----
XL80S	80-84	721946	19.95	G	721827	12.95	G	721838	9.95	G
XR80	79-84	-----	-----	-----	721827	12.95	G	-----	-----	-----
CT90	68-79	721954	24.95	G	721828	11.95	G	-----	-----	-----
XL350	74-78	721955	24.95	G	721828	11.95	G	-----	-----	-----

## K&L TUNE UP KITS, POINTS & CONDENSERS CONTINUED

MAKE/MODEL	YEAR	TUNE UP KITS			POINTS		CONDENSERS	
<b>HONDA DUAL SPORT/OFFROAD</b>								
ST90 WITH ND IGNITION	73-75	721954	24.95	G	721828	11.95	G	----
SL100/ MOTO SPORT	70-73	721947	26.95	G	721828	11.95	G	----
XL100/K1	74-75	721947	26.95	G	721828	11.95	G	----
XL100	76	721947	26.95	G	721828	11.95	G	----
XR100	81-84	----			721827	12.95	G	----
CT125	77	----			721828	11.95	G	----
SL125/K1/K2 MOTO SPORT	71-73	721947	26.95	G	721828	11.95	G	----
TL125 TRIALS	73-76	----			721828	11.95	G	----
XL125	74-78	----			721828	11.95	G	----
SL175 WITH ND IGNITION	70-71	----			721828	11.95	G	----
XL175	73-75	----			721828	11.95	G	----
TL250 TRIALS	75-76	----			721828	11.95	G	----
XL250/K1/K2 MOTO SPORT	72-76	721955	24.95	G	721828	11.95	G	----
XL350	74-78	721955	24.95	G	721828	11.95	G	----
<b>MAKE/MODEL</b>								
<b>YEAR</b>								
<b>TUNE UP KITS</b>								
<b>POINTS</b>								
<b>CONDENSERS</b>								
<b>KAWASAKI DUAL SPORT/OFFROAD</b>								
KD80/A2	75-76	721967	18.95	G	----			----
KD80M1/M2/M3/M4	80-83	721967	18.95	G	----			----
KD80M5/M6/M7/M8	84-88	721967	18.95	G	----			----
MC1/MC1A/MC1B-90	73-75	721967	18.95	G	----			----
MC1M/MC1M-90 (OFFROAD)	74-75	721967	18.95	G	----			----
G3TR-90 BUSHMASTER	69-70	721967	18.95	G	----			----
G3TRA-100	71	721967	18.95	G	----			----
G4TR/G4TRA-100 TRAIL BOSS	70-71	721967	18.95	G	----			----
G4TRB-100	72	721967	18.95	G	----			----
G4TRC-100	73	721967	18.95	G	----			----
G4TRD/G4TRE-100	74-75	721967	18.95	G	----			----
G5/A/B/C-100	72-75	721967	18.95	G	----			----
KD100M1/M2/M3/M4	76-79	721967	18.95	G	----			----
KE100A5-A10	76-81	721967	18.95	G	----			----
KE100B1-B14	82-95	721967	18.95	G	----			----
KM100A1-A7	76-81	721967	18.95	G	----			----
KV100A7	76	721967	18.95	G	----			----
KD125/A2/A3/A4/A5	75-79	721967	18.95	G	----			----
KE125A3-A8	76-81	721967	18.95	G	----			----
KE125A9/A10 (A10-CANADA ONLY)	82-83	721967	18.95	G	----			----
KS125/A	74-75	721967	18.95	G	----			----
<b>YAMAHA DUAL SPORT/OFFROAD</b>								
JT1/JT1L-60 MINI ENDURO	71	721960	17.95	G	721827	12.95	G	----
JT2/JT2MX-60	72	721960	17.95	G	721827	12.95	G	----
GT1-80	73	721960	17.95	G	721827	12.95	G	----
GT80/A/B/C	73-76	721960	17.95	G	721827	12.95	G	----
GT80E/F	78-79	721960	17.95	G	721827	12.95	G	----
HT1-90	70	721960	17.95	G	721827	12.95	G	----
HT1B-90	71	----			721827	12.95	G	----
HT1B-MX90	71	----			721827	12.95	G	----
LT2/LT3-100 ENDURO	72-73	----			721827	12.95	G	----
LT2M/LTMX-100	72-73	----			721827	12.95	G	----
MX100A/B	74-75	721960	17.95	G	721827	12.95	G	----
AT1M/AT1MB/AT1C-MX125	69-71	721960	17.95	G	721827	12.95	G	----
AT2/AT3-125	72-73	----			721827	12.95	G	----
MX125A/B	74-75	721960	17.95	G	721827	12.95	G	----
CT1/CT1B/CT1C-175 ENDURO	69-71	721960	17.95	G	721827	12.95	G	----
CT2/CT3-175 ENDURO	72-73	----			721827	12.95	G	----
DT1-250 ENDURO	68	721958	18.95	G	721846	12.95	G	----
DT1B/DT1C-250 ENDURO	69-70	721958	18.95	G	721846	12.95	G	----
DT1S-250 ENDURO	69	721958	18.95	G	721846	12.95	G	----
DT1E-250 ENDURO	71	721958	18.95	G	721846	12.95	G	----
DT1C-MX250/DT1MX-250	70-71	721958	18.95	G	721846	12.95	G	----
DT2/DT3-250	72-73	721958	18.95	G	721846	12.95	G	----
DT250A/B/C/D/E	74-78	----			721846	12.95	G	----
RT1-360 ENDURO	70-73	721958	18.95	G	721846	12.95	G	----
RT1MX/RT1B-MX360	70-71	721958	18.95	G	721846	12.95	G	----
TT500C/D/E/F/G/H	76-81	721961	17.95	G	----			----
XT500C/D/E/F	76-79	721961	17.95	G	----			----

- accessories
- body
- handlebar & grips
- cables & levers
- exhaust
- engine
- fuel & intake
- electrical & ignition
- clutch
- drive
- bearings
- brakes
- steering & suspension
- tires
- tools & shop

- accessories
- body
- handlebar & grips
- cables & levers
- exhaust
- engine
- fuel & intake
- electrical & ignition
- clutch
- drive
- bearings
- brakes
- steering & suspension
- tires
- tools & shop



## MAGIC POWER BOX

**A New Concept of Power!**

**Compatible with any ATV, Motorcycle, Watercraft or Snowmobile with an electric start!**

### The Concept:

When you throttle up your machines, the battery output voltage is unstable; it changes between 11V and 15V, the spark energy is inconsistent and your machine lacks power.

With the Magic Power Box the output voltage will be almost 100% stable. Your machine can reach the maximum power.



**Easy Installation!**  
Just attach leads to battery mounts



**773-400  
99.00 B**

- Increase Horse Power • Increase Torque • Quicker Throttle Response
- Increase Spark Energy • Improve Fuel Efficiency • Easier Start & Runs Cleaner
- Less Spark Fouling • Brighter Headlights • Longer Battery Life • Reduce the Radio Noise



## CDI BOXES

- High Performance •
- Faster Than Ever •

### How It Works?

1. We have built in the best ADVANCED timing curves ready to plug in and go.
2. Increased additional 1,000+ RPMs over stock CDI.
3. Stronger spark energy for easier start



## STATORS

Procom manufactures stators on a modern stator core with the highest grade copper wire for the various windings. All winding is done on computer controlled winding machines to achieve absolutely perfect winding quality which is especially critical for the ignition source coil on this stator.

We install very high grade lead wires, connectors and seals and have developed an insulation coating process that is the very best. The result is a stator that is superior to the OEM stator in reliability and performance.

All stators manufactured by Procom comes with a full one year warranty.



## RECTIFIER

**Improved Rectifier | Regulator  
Increases Horsepower up to 8%**

### How does the re-designed Rectifier increase horse-power?

We built an extra sensor and switch in the unit. When the battery is near fully charged, the sensor instructs the Magneto Rotor to run without cutting the magnet field. The rotor then runs lighter and saves the power to the engine. The engine gains more horsepower to drive your machine faster!

MODEL		NOTES	STATOR	REGULATOR/ RECTIFIER	ROTOR	CDI/ECU
<b>GAS GAS</b>						
DE125	05	125	----	344225 19.95 G	----	----
DE200	05-06	200	----	344225 19.95 G	----	----
DE250	05-06	250	----	344225 19.95 G	----	----
DE300	05-06	300	----	344225 19.95 G	----	----
EC125	01-09	125	----	344225 19.95 G	----	----
EC200	97-07	200	----	344225 19.95 G	----	----
EC250 / EC250F	10-11	250	----	344225 19.95 G	----	----
EC250	97-05	250	----	344225 19.95 G	----	----
EC300	97-07	300	----	344225 19.95 G	----	----
MC125	09	125	----	344225 19.95 G	----	----
MC250	09-11	250	----	344225 19.95 G	----	----
XC125	01-02	125	----	344225 19.95 G	----	----
XC200	01-02	200	----	344225 19.95 G	----	----
XC250	01-02	250	----	344225 19.95 G	----	----
XC300	01-02	300	----	344225 19.95 G	----	----
<b>HONDA</b>						
CR125R	86-91	JH2JE010-GC/-HC/-JM/-KM/-LM/-MM	344019 98.95 G	----	----	----
CR125R	92-95	JH2JE010-NM/-PM/-RM/-SM	344028 119.00 G	344225 19.95 G	----	----
CR125R	00-01	JH2JE010-YM/-1M	344222 149.00 G	344225 19.95 G	----	----
CR125R	84-86	JH2JE010-EC/-FG	----	344225 19.95 G	----	----
CR250R	86-88	JH2ME030-GC/-HC/-JM/-KM	344018 98.95 G	----	----	----
CR250R	92-96	JH2ME030-NN	----	344225 19.95 G	----	----
CR250R	89-91	JH2ME030-LM/-MM	344028 119.00 G	344225 19.95 G	----	----
CR250R	00-01	JH2ME030-YM/-1M	344222 149.00 G	344225 19.95 G	----	----
CR250R	02-07	JH2ME030-2M/-3M/-4M/-5M/-6M/-7M	----	344225 19.95 G	----	----
CR250R	97	JH2ME030-VM/-WM	----	----	344453 129.00 G	----



## ELECTRICAL COMPONENTS CONTINUED

MODEL		NOTES	STATOR		REGULATOR/ RECTIFIER		ROTOR		CDI/ECU	
<b>HONDA CONTINUED</b>										
CR250R	98-99	JH2ME030-VM/-WM	344453	129.00	G	----	344453	129.00	G	----
CR500R	86	JH2PE020-GC	344018	98.95	G	----	----	----	----	----
CR500R	87-01	JH2PE020-HC/-JM/-KM	344189	69.00	G	344225	19.95	G	----	----
CR80R / CR80R MINI	99-02	JH2HE04C-XK/-YK/-1K/-2K	344029	79.00	G	----	----	----	----	----
CR80R	83-98	JH2HE040-DK thru -VK / JH2HE043-WK	344029	79.00	G	----	----	----	----	----
CR80RB EXPERT	96-02	JH2HE043-TK/-YK/-1K/-2K	344029	79.00	G	----	----	----	----	----
CR85R / CR85RB EXPERT	03-04	JH2HE07C-3K/-4K / JH2HE073-3K/-4K	344029	79.00	G	----	----	----	----	----
CRF100F	04-09	JH2HE030*4K thru *9K	344096	99.00	G	344225	19.95	G	----	773-501 45.00
CRF150F	03-09	9C2KE010*3R/*4R/*5R	----	----	----	----	----	----	----	773-501 45.00
CRF150R / CRF150RB	06-09	JH2KE033*7K/*8K/*9K	----	----	----	344225	19.95	G	----	----
CRF230F / CRF230L	03-09	9C2ME090*3R thru *8R	----	----	----	----	----	----	----	773-501 45.00
CRF250R	06-09	JH2ME103-6M thru 8M/-6K thru 9K	344456	139.00	G	344225	19.95	G	----	----
CRF250R	04	JH2ME103-4M/-4K	344456	139.00	G	344225	19.95	G	----	773-502 129.00
CRF250R	05	JH2ME103-5M /-5K	344456	139.00	G	344225	19.95	G	----	773-503 129.00
CRF450R	02-03	JH2PE053-2M/-3M	344044	139.00	G	344225	19.95	G	----	773-505 129.00
CRF450R	04	JH2PE053-4K/-4M	344044	139.00	G	344225	19.95	G	----	773-506 129.00
CRF450R	07-08	JH2PE053-7/-8	344456	139.00	G	344225	19.95	G	----	----
CRF450R	05-06	JH2PE053-5/-6	344456	139.00	G	344225	19.95	G	----	773-506 129.00
CRF450X	05-12	JH2PE060-5K/-6K/-7K/- 8K/-9K	344184	178.95	G	----	----	----	----	----
CRF50	04-09		344095	99.00	G	344225	19.95	G	----	773-501 45.00
CRF70F	04-11	JH2DE020*4K thru *9K	344095	99.00	G	344225	19.95	G	----	773-501 45.00
CRF80F	04-09	JH2HE010-4K thru -9K	344096	99.00	G	344225	19.95	G	----	773-501 45.00
XL600R	83-87	JH2PD030-DM/EM/-FK/- GK/-HK (+PD031)	344109	159.00	G	----	----	----	----	----
XR100R	92-03	JH2HE030-PK thru -YK/-1K thru -3K	344096	99.00	G	344225	19.95	G	----	773-501 45.00
XR200R	94-02	JH2ME050-RK thru -YK/-1K/-2K (+ME051)	344447	119.95	G	----	----	----	----	----
XR350R	83-85	JH2NE010-DM/EM/-FK	344109	159.00	G	344225	19.95	G	----	----
XR400R	96-03	JH2NE030-TM thru 4M/4K (+NE031)	344116	159.00	G	344225	19.95	G	----	773-504 129.00
XR500R	83-84	JH2PE030-DM/EM	344109	159.00	G	344225	19.95	G	----	----
XR50R	00-03	JH2AE030*YK/*1K/*2K/*3K	344095	99.00	G	344225	19.95	G	----	773-501 45.00
XR600R	85-00	JH2PE040-FK thru -YK (+PE041)	344109	159.00	G	344225	19.95	G	----	----
XR650L	93-09	JH2RD060-PM thru -9K	344084	129.00	G	344366	99.00	G	----	----
XR650R	00-07	JH2RE010-YK thru -7K	344116	159.00	G	344225	19.95	G	----	773-507 129.00
XR70R	97-03	JH2DE020*VK thru *YK / *1K thru*3K	344095	99.00	G	344225	19.95	G	----	773-501 45.00
XR80R	93-03		344096	99.00	G	344225	19.95	G	----	773-501 45.00
Z50R / Z50R MINI	94-99	JH2AB020*RK thru *WK	344095	99.00	G	344225	19.95	G	----	773-501 45.00
Z50R	86-93	JH2AB020*GS thru *PK	----	----	----	----	----	----	----	773-501 45.00
<b>HUSABERG</b>										
FC450	04-05	4/DIV	344194	139.00	G	----	----	----	----	----
FC550	04-05	4/DIV	344194	139.00	G	----	----	----	----	----
FE450	04-08	C6,E/6	344101	149.00	G	----	----	----	----	----
FE550	04-08	C6,E/6	344101	149.00	G	----	----	----	----	----
FE650	04-08	E/6	344101	149.00	G	----	----	----	----	----
FS450	04-05	C/6	344101	149.00	G	----	----	----	----	----
FS650	04-08	C/6	344101	149.00	G	----	----	----	----	----

- accessories
- body
- handlebar & grips
- cables & levers
- exhaust
- engine
- fuel & intake
- electrical & ignition
- clutch
- drive
- bearings
- brakes
- steering & suspension
- tires
- tools & shop

# ELECTRICAL & IGNITION



## ELECTRICAL COMPONENTS CONTINUED

MODEL		NOTES	STATOR		REGULATOR/ RECTIFIER		ROTOR	CDI/ECU
<b>KAWASAKI</b>								
KDX200	89-05	KDX200-E1-E3	344191	149.00 G	344225	19.95 G		----
KDX220R	97-05	KDX220-A4-A12	344191	149.00 G	344225	19.95 G		----
KLX110	02-11	KLX110CDF/CLF	----		----			773-513 129.00
KLX250S / SF	09-10	KLX250T9F/TAF,W9F/WAF	----		344370	99.00 G		----
KLX400R	03-04	KLX400-A1/B1	344104	139.00 G	344231	99.00 G		773-516/ 773-517
KX100	95-97	KX100B5-B7	344024	99.00 G	----		----	----
KX100	01-05	KX100-D1-D5	344025	99.00 G	----		----	----
KX100	06-11	KX100-D6F-D8F	344026	99.00 G	----		----	----
KX125	87-88	KX125-E2	344020	79.00 G	----		----	----
KX125	95-97	KX125-K2	344023	99.00 G	----		----	----
KX250	83-88	KX250-C1	344020	79.00 G	----		----	----
KX250F	04	KX250-N1	344211	179.00 G	344225	19.95 G	----	773-514/ 773-513
KX250F	05-06	KX250-N2/T6F	344212	179.00 G	344225	19.95 G	----	----
KX250F	07-10	KX250T7F/T8F/T9F/AFB	344212	179.00 G	344225	19.95 G	----	773-519 198.95
KX500	86-88	KX500-B2	344020	79.00 G	----		----	----
KX500	89-04	KX500-E1/C/D	344190	39.00 G	344225	19.95 G	----	----
KX65	06-11	KX65A6F-A9F,AAF,ABF	344026	99.00 G	----		----	----
KX80 / KX80 Big Wheel	90-97	KX80-L3/N3/R1/T1	344024	99.00 G	----		----	----
KX85	01-05	KX85-A1-A5	344025	99.00 G	----		----	----
<b>KTM</b>								
105SX	04-11	105SX 2004	344031	119.00 G	----		----	----
105XC	08-11	105SX 2008	344031	119.00 G	----		----	----
125 Supermoto	00-01	2K-3 2000	344193	139.00 G	----		----	----
125EXC USA	98-05	2K-2 1998	344193	139.00 G	344225	19.95 G	----	----
125EXC	05-06	2K-3 2006	344193	139.00 G	----		----	----
125MXC/EXC EURO	98-05	2K-3 1998	344193	139.00 G	----		----	----
125SX	98-05	2K-2 1998	344193	139.00 G	344225	19.95 G	----	----
125SX	06-12	2K-2 2006	344195	139.00 G	344225	19.95 G	----	----
125SXS	00-05	2K-1 2000	344193	139.00 G	344225	19.95 G	----	----
125SXS	06-07	2K-2 2006	344195	139.00 G	344225	19.95 G	----	----
144SX	07-08	2K-1 2007	344195	139.00 G	344225	19.95 G	----	----
150SX	09-11		344195	139.00 G	344225	19.95 G	----	----
150XC	10-11		344193	139.00 G	----		----	----
200EXC - Europe models	05	2K-3 2005	344195	139.00 G	----		----	----
200EXC - USA models	05	2K-2 2005	344195	139.00 G	----		----	----
200MXC/EXC - Europe models	98-05	2K-3 1998	344193	139.00 G	----		----	----
200MXC/EXC - USA models	98-05	2K-2 1998	344193	139.00 G	344225	19.95 G	----	----
200SX	03-04	2K-1 2003	344193	139.00 G	344225	19.95 G	----	----
200XC / XC-W - USA models	06-07	2K-2 2006	344193	139.00 G	344225	19.95 G	----	----
200XC / XC-W - USA models	08-09	2K-3 2008	344195	139.00 G	----		----	----
200XC / XC-W	08-11		344195	139.00 G	----		----	----
205SX	11		344193	139.00 G	----		----	----
250EXC-R /4-Stroke	02-05	4-K3-B 05	344101/ 344454		----		----	----
250MXC/EXC - Europe models	00-05	2K-3 2000	344193	139.00 G	----		----	----
250MXC/EXC - USA models	00-05	2K-2 2000	344193	139.00 G	----		----	----
250MXC/EXC	98-99	2K-2 1997	344193	139.00 G	----		----	----
250MXC/EXC	97	2K-2 1997	344193	139.00 G	344225	19.95 G	----	----
250SX	97-12	2K-1 1997	344193	139.00 G	344225	19.95 G	----	----
250SX-F	05-10	4K3-A 05	344194	139.00 G	344225	19.95 G	----	----
250SXS	01-04	2K-1 01	344193	139.00 G	344225	19.95 G	----	----



## ELECTRICAL COMPONENTS CONTINUED

MODEL		NOTES	STATOR		REGULATOR/ RECTIFIER		ROTOR	CD/ECU	
<b>KTM CONTINUED</b>									
250SXS	06-07	2K-2 2006	344195	139.00	G	344225	19.95	G	----
250SXS-F	06-07	4K3-A 06	344194	139.00	G	344225	19.95	G	----
250XC / XC-W	06-07	2K-2 2006	344193	139.00	G	----	----	----	----
250XC-F	07-08	4K3-B 2007	344101	149.00	G	----	----	----	----
250XCF-W	06-08	4K3-B 2007	344101	149.00	G	----	----	----	----
300MXC/EXC - Europe models	00-05	2K-3 2000	344193	139.00	G	----	----	----	----
300MXC/EXC - USA models	00-05	2K-2 2000	344193	139.00	G	----	----	----	----
300MXC/EXC	99	2K-2 1998	344193	139.00	G	----	----	----	----
300MXC/EXC	98	2K-2 1998	344193	139.00	G	344225	19.95	G	----
300MXC/EXC	06-07	2K-3 2005	344195	139.00	G	----	----	----	----
300SX	98-00	2K-1 1998	344193	139.00	G	344225	19.95	G	----
300XC-W / XC	06-07	2K-3 2006	344195	139.00	G	----	----	----	----
360MXC/EXC	97	2K-2 1997	344193	139.00	G	344225	19.95	G	----
360SX	97	2K-1 1997	344193	139.00	G	344225	19.95	G	----
380MXC/EXC - USA models	00-02	2K-2 2000	344193	139.00	G	344225	19.95	G	----
380MXC/EXC EURO	00-02	2K-3 2000	344193	139.00	G	----	----	----	----
380MXC/EXC	98-99	2K-2 1998	344193	139.00	G	344225	19.95	G	----
380SX	98-02	2K-1 1998	344193	139.00	G	344225	19.95	G	----
400 LC4 EXC	98		344102	119.00	G	----	----	----	----
400 LC4	00-01		344102	119.00	G	----	----	----	----
400 RXC	98		344102	119.00	G	----	----	----	----
400EXC	99-05	4-K3-B	344101/ 344454			----	----	----	----
400SX	00-02	4K3A	344194	139.00	G	344225	19.95	G	----
400XC-W	07-09	4K3-B	344101	149.00	G	----	----	----	----
450 RALLYE	05		344102	119.00	G	----	----	----	----
450EXC	08-11	FS/FE04	344101	149.00	G	----	----	----	----
450EXC	03-05	4-K3-B	344101/ 344454			----	----	----	----
450MXC	04-05	4-K3-B	344101/ 344454			344225	19.95	G	----
450SMR	05-07	4K3A	344194	139.00	G	344225	19.95	G	----
450SMS	04	4K3A	344194	139.00	G	344225	19.95	G	----
450SX	03-06	4K3A	344194	139.00	G	344225	19.95	G	----
450SXS	04-06	4K3A	344194	139.00	G	344225	19.95	G	----
450XC	04-06	4K3A	344194	139.00	G	----	----	----	----
450XCR-W	08	FS/FE04	344101	149.00	G	----	----	----	----
450XC-W / XC	07	4K3-B	344101	149.00	G	----	----	----	----
520EXC	99-02	4-K3-B	344101/ 344454			----	----	----	----
520SX	00-02	4K3A	344194	139.00	G	344225	19.95	G	----
525EXC	03-06	4-K3-B	344101/ 344454			----	----	----	----
525MXC	04-05	4-K3-B	344101/ 344454			----	----	----	----
525SMR	05	4K3A	344194	139.00	G	344225	19.95	G	----
525SX	03-06	4K3A	344194	139.00	G	344225	19.95	G	----
525XC / XC-W	06-07	4-K3-B	344101	149.00	G	----	----	----	----
530EXC	08-11	FS/FE04	344101	149.00	G	----	----	----	----
530XCR-W	08	FS/FE04	344101	149.00	G	----	----	----	----
540SXS	01-06	4K3A	344194	139.00	G	344225	19.95	G	----
560SMR	06-07	4K3-A	344194	139.00	G	344225	19.95	G	----
620 RALLYE/RXCe	98		344102	119.00	G	----	----	----	----
625 SMC	04-05		344102	119.00	G	----	----	----	----
625 SXC	03-05		344102	119.00	G	----	----	----	----
640 ADVENTURE / R	99-05		344102	119.00	G	----	----	----	----
640 DUAL SPORT	99-02		344102	119.00	G	----	----	----	----
640 DUKE II	00-05		344102	119.00	G	----	----	----	----
640 ENDURO	05		344102	119.00	G	----	----	----	----
640 SIX DAYS	02		344102	119.00	G	----	----	----	----

- accessories
- body
- handlebar & grips
- cables & levers
- exhaust
- engine
- fuel & intake
- electrical & ignition
- clutch
- drive
- bearings
- brakes
- steering & suspension
- tires
- tools & shop

# ELECTRICAL & IGNITION



## ELECTRICAL COMPONENTS CONTINUED

MODEL	NOTES	STATOR	REGULATOR/ RECTIFIER	ROTOR	CDI/ECU
<b>KTM CONTINUED</b>					
640 SUPERMOTO	00-03		344102 119.00 G	----	----
65SX	03-07	65/85 SX2003	344031 119.00 G	----	----
660 RALLYE	05		344102 119.00 G	----	----
85SX - 19/16, 17/14	03-11	65/85 SX2003	344031 119.00 G	----	----
<b>SUZUKI</b>					
DR350S	90-99		344351 139.00 G	----	----
DRZ110	03-04	K3(03)-	----	----	773-513 129.00
DR-Z400	00-04	Y(00)-K4(04)	344104 139.00 G	344231 99.00 G	773-516/ 773-517
DR-Z400E	04-07	K4(04)-K7(07)	344104 139.00 G	344231 99.00 G	773-516/ 773-517
DR-Z400S	00-11	Y(00)-K9(09),L0(10)-L1(11)	344104 139.00 G	344231 99.00 G	773-516/ 773-517
RM125	92-95	N(92),P,R,S(95)	344040/ 344206	344225 19.95 G	----
RM125	87-91	H(87),J(88)	344204 149.00 G	344225 19.95 G	----
RM125	96-07	T(96),V(97)	----	344225 19.95 G	----
RM250	94-95	R(94),S(95)	344040/ 344206	344225 19.95 G	----
RM250	87-93	H(87),J(88)	344204 149.00 G	344225 19.95 G	----
RM250	96-08	T(96),V,W,X,Y(00)	----	344225 19.95 G	----
RM-Z250	04	K4(04)	344211 179.00 G	344225 19.95 G	773-514/ 773-513
RM-Z250	05-06	K5(05)-K6(06)	344212 179.00 G	344225 19.95 G	----
RM-Z250	07-09	K7(07)-K9(09)	----	344225 19.95 G	----
RM-Z450	05-07	K6(06)-K7(07)	----	344225 19.95 G	773-518 129.00
<b>YAMAHA</b>					
TT-R125 /E/L/LE	00-11	TTR125E/L/V	----	----	773-509 129.00
WR250	90-97	WR250A/ZB/ZD/ZG	344027 79.00 G	----	----
WR250	03-11	WR250FV/W,X,Y,Z,A	344186 159.00 G	----	----
WR450	03-06	WR450F	344186 159.00 G	----	----
WR450F	07-11	WR450FW thru -A	344186 159.00 G	----	----
YZ125	88-89	YZ125U	344017 79.00 G	----	----
YZ125	96-04	YZ125HJ/K/L/M/N	344036 119.00 G	----	----
YZ125	05-11	YZ125W1,X,Y,Z,A	344448 159.95 G	----	----
YZ250	90-95	YZ250A/B/D/E/F/G	344027 79.00 G	----	----
YZ250	96-07	YZ250H1/J1/K1	----	344225 19.95 G	----
YZ250	02-05	YZ250P/R/S1/T	----	344225 19.95 G	773-510 129.00
YZ250F	01-09	YZ250FN/FP/FR/FS	344034 119.00 G	344225 19.95 G	----
YZ250F	10-11	YZ250F	----	----	773-511 198.95
YZ400F	98-99	YZ400FK/FL	344034 119.00 G	344225 19.95 G	----
YZ426F	00-02	YZ426FM/FN/FP	344034 119.00 G	344225 19.95 G	----
YZ450F	03-05	YZ450FR/FS/FT	344034 119.00 G	344225 19.95 G	773-512 129.00
YZ450F	08-09	YZ450F	344035 159.00 G	344225 19.95 G	----
YZ450F	06-07	YZ450FV/FW	344035 159.00 G	344225 19.95 G	773-512 129.00
YZ85	02-11	YZ85	344455 139.00 G	----	----





249283



249162



249252

MODEL	YEAR	CDI MODULE	CDI MODULE MULTI-CURVE	IGNITION COIL	STARTER MOTOR	STARTER RELAY	STARTER REPAIR KIT W/ BRUSH HOLDER	STARTER SOLENOID	VOLTAGE REGULATOR
<b>HONDA</b>									
CRM50R (EURO)	92 - 96	-	-	249374	-	-	-	-	-
MT50 (Euro)	80 - 93	-	-	249374	-	-	-	-	-
MTX50 (Euro)	82 - 85	-	-	249374	-	-	-	-	-
QR50	83 - 00	-	-	249375	-	-	-	-	-
CT70 Trail	91 - 94	249282	-	-	-	-	-	-	-
CRM75R (EURO)	89 - 94	-	-	249374	-	-	-	-	-
CR80	80 - 81	-	-	249375	-	-	-	-	-
CR80R	86	-	-	249374	-	-	-	-	-
CRF80F	04 - 12	249334	249334	-	-	-	-	-	-
CRF80F	13	249334	249334	-	-	-	-	249348	-
MTX80	83 - 84	-	-	249376	-	-	-	-	-
XR80R	93 - 03	249334	249334	-	-	-	-	-	-
CRF100F	04 - 13	249334	249334	-	-	-	-	-	-
XR100R	92 - 03	249334	249334	-	-	-	-	-	-
CR125R	99	-	-	249374	-	-	-	-	-
CR125R	01	-	-	249377	-	-	-	-	-
MTX125 (Euro)	83 - 94	-	-	249374	-	-	-	-	-
NXR125 (EU)	03 - 05	-	-	-	249357	-	-	-	-
XL125	79 - 84	-	-	249374	-	-	-	-	-
XL125	85	249283	-	-	-	-	-	-	-
XR125L (Euro)	03 - 06	-	-	249375	-	-	-	-	-
XL185S	79 - 83	-	-	249374	-	-	-	-	-
XR185	79	-	-	249374	-	-	-	-	-
MTX200	83 - 85	-	-	249374	-	-	-	-	-
TLR200 Reflex	86 - 87	-	-	249378	-	-	-	-	-
XL200R	83	-	-	249374	-	-	-	-	-
XR200	80 - 83	-	-	249374	-	-	-	-	-
XR200	84	-	-	249378	-	-	-	-	-
XR200R	81 - 83	249335	-	249374	-	-	-	-	-
XR200R	84 - 02	249335	-	-	-	-	-	-	-
CRF230F	03 - 04	-	-	-	249357	-	-	-	249162
CRF230F	05 - 07	-	-	-	249357	-	-	-	-
CR250R	81 - 99	-	-	249374	-	-	-	-	-
CR250R	01 - 07	-	-	249377	-	-	-	-	-
CRF250L	13 - 15	-	-	-	-	-	-	249349	-
CRF250R	10 - 13	-	-	249379	-	-	-	-	-
CRF250X	04 - 15	-	-	-	249358	-	-	-	-
NX250	88 - 90	249336	-	-	-	-	-	-	-
XL250R	82 - 83	249337	-	249374	-	-	-	-	-
XR250L	91 - 96	-	-	249380	-	-	-	-	-
XR250R	81 - 84	-	-	249374	-	-	-	-	-
XR250R	96 - 04	249338	249385	249380	-	-	-	-	-
XR350R	83 - 84	-	-	249374	-	-	-	-	-
NX400 FALCON	All	-	-	-	-	-	-	-	249343
CR450R	81 - 83	-	-	249374	-	-	-	-	-
CRF450R	09 - 11	-	-	249379	-	-	-	-	-
CRF450X	05 - 15	-	-	-	249359	-	-	-	-

- accessories
- body
- handlebar & grips
- cables & levers
- exhaust
- engine
- fuel & intake
- electrical & ignition
- clutch
- drive
- bearings
- brakes
- steering & suspension
- tires
- tools & shop

# ELECTRICAL & IGNITION



## ELECTRICAL PRODUCTS CONTINUED

MODEL	YEAR	CDI MODULE	CDI MODULE MULTI-CURVE	IGNITION COIL	STARTER MOTOR	STARTER RELAY	STARTER REPAIR KIT W/ BRUSH HOLDER	STARTER SOLENOID	VOLTAGE REGULATOR
<b>HONDA CONTINUED</b>									
XL500R	82	-	-	249374	-	-	-	-	-
XR500R	81 - 82	-	-	249374	-	-	-	-	-
XR600R	88 - 90	249339	249386	249380	-	-	-	-	-
XR600R	91 - 00	249339	249386	-	-	-	-	-	-
FMX650 (Euro)	05 - 06	-	-	249379	-	-	-	-	-
FX650 (Euro)	99 - 00	-	-	249379	-	-	-	-	-
XR650L	93 - 12	249340	-	-	249360	-	249102	-	249173
XR650L	13 - 15	249340	-	-	249360	-	-	-	249173
XR650R	00 - 07	-	-	249377	-	-	-	-	-
Husaberg									
TE250	11 - 12	-	-	-	-	-	-	-	-
TE250	13 - 14	-	-	-	249230	-	-	-	-
TE300	11 - 12	-	-	-	-	-	-	-	-
TE300	13 - 14	-	-	-	249230	-	-	-	-
FE350	14	-	-	-	249362	-	-	-	-
WR125	11 - 13	-	-	-	-	-	-	-	249344
FE 250	14 - 15	-	-	-	249362	-	-	-	-
TE 250	14 - 15	-	-	-	249230	-	-	-	-
TE250	08 - 12	-	-	-	-	-	-	-	249344
TXC250	08 - 12	-	-	-	-	-	-	-	249344
TE 300	14 - 15	-	-	-	249230	-	-	-	-
TE310	11 - 12	-	-	-	-	-	-	-	249344
TXC310	12	-	-	-	-	-	-	-	249344
FC 350	14 - 15	-	-	-	249362	-	-	-	-
FE 350	14 - 15	-	-	-	249362	-	-	-	-
FE 350S	15	-	-	-	249362	-	-	-	-
FC 450	14 - 15	-	-	-	249363	-	-	-	-
FE 450	14	-	-	-	249363	-	-	-	-
FE 501	14 - 15	-	-	-	249363	-	-	-	-
FE 501S	15	-	-	-	249363	-	-	-	-
<b>KAWASAKI</b>									
AE50	81 - 82	-	-	249374	-	-	-	-	-
AE80	81 - 84	-	-	249374	-	-	-	-	-
KX60	83 - 90	-	-	249377	-	-	-	-	-
KX85	01 - 05	-	-	249377	-	-	-	-	-
KX100	01 - 05	-	-	249377	-	-	-	-	-
KLX110	02 - 09	249341	-	-	-	-	-	-	-
KX125	83 - 94	-	-	249377	-	-	-	-	-
KE175	80 - 83	-	-	249375	-	-	-	-	-
KDX200	83 - 94	-	-	249377	-	-	-	-	-
KDX200	95 - 06	-	-	249374	-	-	-	-	-
KDX220	97 - 05	-	-	249374	-	-	-	-	-
KDX250	81 - 84	-	-	249377	-	-	-	-	-
KDX250	91 - 94	-	-	249374	-	-	-	-	-
KL250 Super Sherpa	00 - 10	-	-	249374	-	-	-	-	-
KLR250	85 - 05	249222	-	249375	-	-	-	-	-
KLX250S	06	-	-	249374	-	-	-	-	-
KX250	82 - 94	-	-	249377	-	-	-	-	-
KLX400R	03 - 04	-	-	249377	240281	-	-	-	-
KLX400SR	03 - 04	-	-	249377	240281	-	-	-	-
KLX450R	08 - 09	-	-	-	249364	-	-	-	-
KX500	85 - 87	-	-	249377	-	-	-	-	-
KL600	84	-	-	249375	-	-	-	-	-
KL600	85 - 86	249222	-	249375	-	-	-	-	2494
KLR600/KL600	87 - 94	-	-	249375	-	-	-	-	-
KL650 A (KLR)	87 - 89	-	-	-	249365	-	248017	-	249194



## ELECTRICAL PRODUCTS CONTINUED

MODEL	YEAR	CDI MODULE	CDI MODULE MULTI-CURVE	IGNITION COIL	STARTER MOTOR	STARTER RELAY	STARTER REPAIR KIT W/ BRUSH HOLDER	STARTER SOLENOID	VOLTAGE REGULATOR
<b>KAWASAKI CONTINUED</b>									
KL650 A (KLR)	90 - 07	249223	-	-	249365	-	248017	-	249194
KL650 B (KLR)	90 - 91	249223	-	-	249365	-	248017	-	249194
KL650 E (KLR)	08	-	-	249376	249365	-	-	-	-
KL650 E (KLR)	09 - 13	-	-	249376	249365	-	248017	-	-
KL650 E (KLR)	14 - 15	-	-	249376	249365	-	-	-	-
KLX650 C	93 - 96	-	-	-	249365	-	-	-	249345
KLX650D1	96	-	-	-	249365	-	-	-	-
KLX650R	93 - 96	-	-	-	249365	-	248017	-	-
<b>KTM</b>									
EXC 125	95	-	-	-	-	249354	-	-	-
XC-W 200	13 - 16	-	-	-	249230	-	-	-	-
EXC-G 250 Racing	02 - 05	-	-	-	240417	-	249351	-	-
FREERIDE 250 R	15 - 16	-	-	-	249230	-	-	-	-
SX-F 250	12	-	-	-	249366	-	-	-	-
SX-F 250	13 - 15	-	-	-	249362	-	-	-	-
XC 250	09 - 16	-	-	-	249230	-	-	-	-
XC-F 250	07 - 12	-	-	-	249366	-	-	-	-
XC-F 250	13 - 15	-	-	-	249362	-	-	-	-
XC-FW 250	07 - 13	-	-	-	249366	-	-	-	-
XC-FW 250	14 - 16	-	-	-	249362	-	-	-	-
XC-W 250	08 - 16	-	-	-	249230	-	-	-	-
XC 300	09 - 16	-	-	-	249230	-	-	-	-
XC-W 300	08 - 16	-	-	-	249230	-	-	-	-
XC-W 300 SIX DAYS	15	-	-	-	249230	-	-	-	-
EXC-F 350	13 - 16	-	-	-	249362	-	-	-	-
SX-F 350	11 - 15	-	-	-	249362	-	-	-	-
XC-F 350	11 - 15	-	-	-	249362	-	-	-	-
XC-FW 350	12 - 16	-	-	-	249362	-	-	-	-
XC-FW 350 SIX DAYS	15	-	-	-	249362	-	-	-	-
EXC 400	00 - 02	-	-	-	240417	-	249351	-	-
EXC-G 400	04 - 06	-	-	-	240417	-	249351	-	-
LC4 400	98 - 99	-	-	-	249252	-	-	-	-
LC4-E 400	00 - 01	-	-	-	249252	-	-	-	-
MXC 400	01 - 02	-	-	-	240417	-	249351	-	-
SX 400	00 - 02	-	-	-	240417	-	249351	-	-
TXC 400	98	-	-	-	249252	-	-	-	-
XC-W 400	07 - 10	-	-	-	240417	-	249351	-	-
EXC 450	03 - 11	-	-	-	240417	-	249351	-	-
EXC 450	13 - 14	-	-	-	249363	-	-	-	-
EXC-G 450	04 - 07	-	-	-	240417	-	249351	-	-
EXC-R 450	08	-	-	-	240417	-	249351	-	-
MXC-G 450	03 - 05	-	-	-	240417	-	249351	-	-
SMR 450	05 - 06	-	-	-	240417	-	249351	-	-
SMR 450	13 - 14	-	-	-	249363	-	-	-	-
SX 450	03 - 06	-	-	-	240417	-	249351	-	-
SX-F 450	07 - 12	-	-	-	249253	-	-	-	-
SX-F 450	13 - 15	-	-	-	249363	-	-	-	-
XC 450	04 - 07	-	-	-	240417	-	249351	-	-
XC-F 450	08 - 09	-	-	-	240417	-	249351	-	-
XC-F 450	13 - 15	-	-	-	249363	-	-	-	-
XCR-W 450	08	-	-	-	240417	-	249351	-	-
XC-W 450	07 - 11	-	-	-	240417	-	249351	-	-
XC-W 450	12 - 16	-	-	-	249363	-	-	-	-
EXC 500	12 - 16	-	-	-	249363	-	-	-	-
EXC 500 SIX DAYS	16	-	-	-	249363	-	-	-	-
XC-W 500	12 - 16	-	-	-	249363	-	-	-	-

accessories

body

handlebar  
& gripscables &  
levers

exhaust

engine

fuel &  
intakeelectrical  
& ignition

clutch

drive

bearings

brakes

steering &  
suspension

tires

tools &  
shop

# ELECTRICAL & IGNITION



## ELECTRICAL PRODUCTS CONTINUED

MODEL	YEAR	CDI MODULE	CDI MODULE MULTI-CURVE	IGNITION COIL	STARTER MOTOR	STARTER RELAY	STARTER REPAIR KIT W/ BRUSH HOLDER	STARTER SOLENOID	VOLTAGE REGULATOR
<b>KTM CONTINUED</b>									
SX-F 505	08	-	-	-	249253	-	-	-	-
XC-F 505	08 - 09	-	-	-	249253	-	-	-	-
EXC 520	00 - 02	-	-	-	240417	-	249351	-	-
MXC 520	01 - 02	-	-	-	240417	-	249351	-	-
SX 520	00 - 02	-	-	-	240417	-	249351	-	-
EXC 525	03 - 07	-	-	-	240417	-	249351	-	-
MXC-G 525	03 - 05	-	-	-	240417	-	249351	-	-
SMR 525	05	-	-	-	240417	-	249351	-	-
SX 525	03 - 06	-	-	-	240417	-	249351	-	-
XC 525	06 - 07	-	-	-	240417	-	249351	-	-
XC-W 525	07	-	-	-	240417	-	249351	-	-
EXC 530	10 - 11	-	-	-	240417	-	249351	-	-
EXC-R 530	08 - 09	-	-	-	240417	-	249351	-	-
XCR-W 530	08	-	-	-	240417	-	249351	-	-
XC-W 530	09 - 11	-	-	-	240417	-	249351	-	-
SXS 540	01 - 06	-	-	-	240417	-	249351	-	-
620 TXC	98	-	-	-	249252	-	-	-	-
SMC 625	04 - 06	-	-	-	249252	-	-	-	-
SXC 625	03 - 05	-	-	-	249252	-	-	-	-
640 LC4	98 - 02	-	-	-	249252	-	-	-	-
640 LC4 Enduro	03 - 04	-	-	-	249252	-	-	-	-
640 LC4 Supermoto	02 - 03	-	-	-	249252	-	-	-	-
640 LC4 Supermoto	04	-	-	-	249332	-	-	-	-
640 LC4 Supermoto	05	-	-	-	249252	-	-	-	-
Adventure 640	98 - 07	-	-	-	249252	-	-	-	-
LC4 640	05	-	-	-	249252	-	-	-	-
SC Super Moto 640	00 - 01	-	-	-	249252	-	-	-	-
Super Moto 640	99	-	-	-	249252	-	-	-	-
660 LC4	99 - 00	-	-	-	249252	-	-	-	-
660 RALLY FACTORY REPL.	06 - 07	-	-	-	249252	-	-	-	-
660 RALLYE	01 - 05	-	-	-	249252	-	-	-	-
<b>SHERCO</b>									
ENDURO 2.5i	09	-	-	-	-	249355	-	-	-
<b>SUZUKI</b>									
TS50	84 - 94	-	-	249374	-	-	-	-	-
DS80	78 - 00	-	-	249374	-	-	-	-	-
JR80	01 - 04	-	-	249374	-	-	-	-	-
RM80	77 - 81	-	-	249375	-	-	-	-	-
RM80	82 - 01	-	-	249377	-	-	-	-	-
RM100	76 - 81	-	-	249375	-	-	-	-	-
RM100	03	-	-	249377	-	-	-	-	-
TS100	83 - 86	-	-	249375	-	-	-	-	-
DR125SE	94 - 96	-	-	249381	248025	-	-	249350	-
RM125	75 - 78	-	-	249375	-	-	-	-	-
TS125	89 - 93	-	-	249374	-	-	-	-	-
PE175	78 - 79	-	-	249375	-	-	-	-	-
PE175	80 - 81	-	-	249375	-	-	-	-	-
PE175	82	-	-	249377	-	-	-	-	-
PE175	83	-	-	-	-	-	-	-	-
PE175	84	-	-	249377	-	-	-	-	-
RS175	80 - 82	-	-	249375	-	-	-	-	-
TS185	73 - 81	-	-	249375	-	-	-	-	-
DR200 SE	96 - 02	-	-	249381	249367	-	-	249350	-
DR200 SE	03 - 05	-	-	249377	249367	-	-	249350	-
DR200 SE	06 - 09	-	-	249381	249367	-	-	249350	-



## ELECTRICAL PRODUCTS CONTINUED

MODEL	YEAR	CDI MODULE	CDI MODULE MULTI-CURVE	IGNITION COIL	STARTER MOTOR	STARTER RELAY	STARTER REPAIR KIT W/ BRUSH HOLDER	STARTER SOLENOID	VOLTAGE REGULATOR
<b>SUZUKI CONTINUED</b>									
DR200 SE	13 - 15	-	-	-	-	-	-	249350	-
DR250S	90 - 95	-	-	-	-	-	-	246054	-
PE250	77 - 81	-	-	249375	-	-	-	-	-
RM250	89 - 00	-	-	249374	-	-	-	-	-
RMX250	98 - 99	-	-	249374	-	-	-	-	-
RS250	80 - 81	-	-	249375	-	-	-	-	-
TS250 Savage	71 - 78	-	-	249375	-	-	-	-	-
TS250X	84 - 89	-	-	249375	-	-	-	-	-
DR350SE	90 - 95	-	-	-	-	-	-	246054	-
DR350SE	96 - 99	-	-	-	249368	-	-	246054	-
DRZ400E	00 - 0	-	-	-	240281	-	-	-	-
DRZ400S	00 - 14	-	-	-	240281	-	-	-	-
DRZ400SM	05 - 14	-	-	-	240281	-	-	-	-
PE400	80 - 81	-	-	249375	-	-	-	-	-
RM400	78 - 80	-	-	249375	-	-	-	-	-
RM465	81 - 82	-	-	249375	-	-	-	-	-
DR500	83	-	-	249375	-	-	-	-	-
RM500	83 - 85	-	-	249375	-	-	-	-	-
DR650RS (Euro)	92 - 93	-	-	-	-	-	249352	-	-
DR650SE	91	-	-	249377	-	-	-	-	-
DR650SE	92 - 93	-	-	249377	-	-	-	246054	-
DR650SE	94 - 95	-	-	249377	2404	-	249352	246054	-
DR650SE	96	-	-	249377	2404	-	249152	-	-
DR650SE	97	-	-	-	2404	-	249152	-	-
DR650SE	98 - 99	-	-	-	240299	-	249152	-	-
DR650SE	00 - 11	-	-	-	2404	-	249152	-	-
DR650SE	12 - 14	-	-	-	2404	-	-	-	-
<b>YAMAHA</b>									
DT50	88 - 90	-	-	249382	-	-	-	-	-
PW50	81 - 97	-	-	249382	-	-	-	-	-
PW50	98 - 16	-	-	249377	-	-	-	-	-
BW80	86 - 90	-	-	249377	-	-	-	-	-
PW80	83 - 94	-	-	249377	-	-	-	-	-
PW80	95 - 03	-	-	249383	-	-	-	-	-
PW80	04 - 06	-	-	249377	-	-	-	-	-
YZ80	83	-	-	249374	-	-	-	-	-
YZ80	84 - 92	-	-	249383	-	-	-	-	-
YZ80	93 - 94	-	-	249377	-	-	-	-	-
YZ80	95 - 96	-	-	249383	-	-	-	-	-
YZ80	97 - 01	-	-	249377	-	-	-	-	-
TTR90	01 - 02	-	-	-	-	-	-	-	249346
TTR90	03 - 07	-	-	249377	-	249356	-	-	249346
TTR90 1ST OVERBORE	03 - 07	-	-	249377	-	-	-	-	-
TTR90 2ND OVERBORE	03 - 07	-	-	249377	-	-	-	-	-
TTR110	08 - 09	-	-	249377	-	-	-	-	-
DT125	80 - 81	249342	-	-	-	-	-	-	-
DT125 LC (Euro)	82 - 88	-	-	249374	-	-	-	-	-
TTR125 Drum Brake	00 - 02	-	-	249377	-	-	-	-	-
TTR125 Drum Brake	03 - 07	-	-	249377	249369	249356	-	-	249346
TTR125 Drum Brake	08 - 09	-	-	249377	-	249356	-	-	249346
TTR125L Disc Brake	00 - 02	-	-	249377	-	-	-	-	-
TTR125L Disc Brake	03 - 07	-	-	249377	249369	249356	-	-	249346
TTR125L Disc Brake	08 - 15	-	-	249377	-	249356	-	-	249346
XT125	82 - 83	-	-	249377	-	-	-	-	-
XT125R	05 - 07	-	-	249374	-	-	-	-	-
YZ125	83 - 89	-	-	249374	-	-	-	-	-

accessories

body

handlebar  
& gripscables &  
levers

exhaust

engine

fuel &  
intakeelectrical  
& ignition

clutch

drive

bearings

brakes

steering &  
suspension

tires

tools &  
shop

# ELECTRICAL & IGNITION



## ELECTRICAL PRODUCTS CONTINUED

MODEL	YEAR	CDI MODULE	CDI MODULE MULTI-CURVE	IGNITION COIL	STARTER MOTOR	STARTER RELAY	STARTER REPAIR KIT W/ BRUSH HOLDER	STARTER SOLENOID	VOLTAGE REGULATOR
<b>YAMAHA CONTINUED</b>									
YZ125	90 - 93	-	-	249383	-	-	-	-	-
YZ125	94 - 03	-	-	249377	-	-	-	-	-
DT175	80 - 81	249342	-	-	-	-	-	-	-
RT180	97 - 98	-	-	-	-	-	-	-	249346
BW200	85 - 86	-	-	249382	-	246053	-	-	249159
BW200	87 - 88	-	-	249382	-	246053	-	-	-
IT200	84 - 86	-	-	249377	-	-	-	-	-
TW200 Trailway	87	-	-	249382	-	246053	-	-	249161
TW200 Trailway	88 - 89	-	-	249382	-	246053	-	-	249165
TW200 Trailway	90	-	-	249382	-	246053	249353	-	249165
TW200 Trailway	91 - 00	-	-	249382	-	246053	-	-	249165
TW200 Trailway	01 - 02	-	-	249382	-	249355	-	-	249347
TW200 Trailway	03 - 16	-	-	249382	249371	249355	-	-	249347
WR200	92	-	-	249377	-	-	-	-	-
XT200	82 - 83	-	-	249377	-	-	-	-	-
TT225	86 - 87	-	-	249382	-	-	-	-	-
TTR225	99 - 04	-	-	-	249368	246053	-	-	249347
XT225	92 - 95	-	-	249377	-	246053	-	-	249165
XT225	96 - 97	-	-	249377	-	246053	-	-	249347
XT225	98 - 00	-	-	249377	249368	246053	-	-	249347
XT225	01 - 02	-	-	249377	249368	-	-	249348	249347
XT225	03	-	-	249377	249371	-	-	249348	249347
XT225	04 - 06	-	-	-	249371	-	-	249348	249347
XT225	07	-	-	-	249371	-	-	249348	-
TTR230	05 - 15	-	-	-	249368	249356	-	-	249346
IT250	83	-	-	249377	-	-	-	-	-
TT250	99 - 00	-	-	249377	-	-	-	-	-
TTR250	99 - 06	-	-	249377	248049	-	-	-	249347
WR250	91 - 93	-	-	249383	-	-	-	-	-
WR250	94 - 97	-	-	249377	-	-	-	-	-
WR250R DUAL SPORT	08 - 16	-	-	-	-	-	-	-	249221
WR250X SUPERMOTO	08 - 11	-	-	-	-	-	-	-	249221
XT250	84	-	-	249383	-	-	-	-	-
XT250	08 - 12	-	-	-	-	-	-	-	249347
YZ250	83 - 88	-	-	249374	-	-	-	-	-
YZ250	89	-	-	249377	-	-	-	-	-
YZ250	90 - 93	-	-	249383	-	-	-	-	-
YZ250	94 - 04	-	-	249377	-	-	-	-	-
BW350	87 - 88	-	-	-	-	246053	-	-	-
TT350	86 - 87	-	-	249383	-	-	-	-	249159
TY350	85 - 86	-	-	249383	-	-	-	-	-
XT350	85 - 00	-	-	249383	-	-	-	-	-
WR450F	03 - 06	-	-	-	249231	-	-	-	-
WR450F	07 - 15	-	-	-	249372	-	-	-	-
IT490	83 - 84	-	-	249377	-	-	-	-	-
YZ490	83 - 90	-	-	249377	-	-	-	-	-
TT500	77 - 81	-	-	249375	-	-	-	-	-
WR500	92 - 93	-	-	249383	-	-	-	-	-
XT500	76 - 85	-	-	249375	-	-	-	-	-
XT550	82 - 83	-	-	249375	-	-	-	-	-
TT600	85 - 86	-	-	-	-	-	-	-	249159
XT600	90 - 95	-	-	-	-	246053	-	-	249165
XT600 (SA)	96	-	-	-	-	246053	-	-	-
XT600 (SA)	00 - 02	-	-	-	240212	-	-	-	-
XT600E (Euro)	90 - 02	-	-	249375	-	-	-	-	-

## NGK SPARK PLUG PART NUMBER CONVERSION

NGK #	STOCK #	OUR #		
AB7	3010	AB7	2.55	B
B10EG	3630	B10EG	3.95	B
B10EGV	5927	B10EGV	6.65	B
B10ES	7928	B10ES	2.55	B
B10HS	2399	228143	2.95	B
B2LM	1147	B2LM	2.25	B
B4	3210	B4	2.25	B
B4ES	4129	228135	2.95	B
B4H	4110	B4H	2.25	B
B4LM	3410	B4LM	2.25	B
B5ES	6410	B5ES	2.45	B
B5HS	4210	B5HS	2.55	B
B6ES	7432	B6ES	2.45	B
B6HS	7534	B6HS	2.45	B
B6HS-10	1052	B6HS-10	2.55	B
B6L	3212	B6L	2.55	B
B6S	3510	B6S	2.25	B
B7ES	1111	B7ES	2.55	B
B7HS	5110	B7HS	2.45	B
B7HS-10	2129	B7HS-10	2.55	B
B7S	3710	B7S	2.25	B
B8EG	3430	B8EG	3.95	B
B8EGV	5627	B8EGV	6.65	B
B8ES	2411	B8ES	2.55	B
B8HS	5510	B8HS	2.45	B
B8HS-10	5126	B8HS-10	2.55	B
B8S	3810	B8S	2.25	B
B9EG	3530	B9EG	3.95	B
B9EG SOLID	3998	228167	4.95	B
B9EGV	5827	B9EGV	6.65	B
B9ES	2611	B9ES	2.55	B
B9HS	5810	B9HS	2.55	B
B9HS-10	3626	B9HS-10	2.55	B
BCPR5ES	6130	BCPR5ES	2.45	B
BCPR6ES	2330	BCPR6ES	2.45	B
BCPR7ET	5509	228139	6.95	B
BKR5E	7938	BKR5E	2.45	B
BKR5E-11	6953	BKR5E-11	2.35	B
BKR5EIX	6341	BKR5EIX	9.25	B
BKR5EIX-11	5464	BKR5EIX-11	9.25	B
BKR5ES	2460	BKR5ES	2.40	B
BKR5ES-11	2382	BKR5ES-11	2.45	B
BKR6E	6962	BKR6E	2.45	B
BKR6EIX	6418	BKR6EIX	9.25	B
BKR6EKU	6993	228110	7.15	B
BKR6ES	6364	228160	2.95	B
BKR7E	4644	BKR7E	2.45	B
BKR7EIX	2667	BKR7EIX	10.50	B
BKR7EKC-N	2095	BKR7EKC-N	6.30	B
BKR7EKU	5881	228102	7.15	B
BM4A	5628	BM4A	2.25	B
BM6A	5921	BM6A	2.25	B
BM6F	6221	BM6F	2.25	B
BM7A	6521	BM7A	2.25	B
BM7F	6421	BM7F	2.25	B
BMR2A	7677	BMR2A	2.25	B
BMR4A	5728	BMR4A	2.25	B
BMR6A	7421	BMR6A	2.25	B
BP4ES	6928	BP4ES	2.45	B
BP4HS	3611	BP4HS	2.55	B
BP5ES	7832	BP5ES	2.45	B
BP5HS	4111	BP5HS	2.55	B
BP6ES	7333	BP6ES	2.45	B
BP6HS	7331	BP6HS	2.45	B
BP6HS-10	6326	228105	2.60	B
BP7ES	1034	BP7ES	2.45	B
BP7HS	5111	BP7HS	2.45	B
BP7HS-10	7829	BP7HS-10	2.55	B
BP8ES	2912	BP8ES	2.55	B
BP8HN-10	4838	BP8HN-10	2.55	B
BP8HS	2630	BP8HS	2.55	B
BP8HS-10	3823	BP8HS-10	2.55	B
BP8HS-15	6729	BP8HS-15	2.55	B

NGK #	STOCK #	OUR #		
BPM4A	5928	BPM4A	2.25	B
BPM6A	7021	BPM6A	2.25	B
BPM6F	5950	BPM6F	2.25	B
BPM6Y	4562	BPM6Y	2.25	B
BPM7A	7321	BPM7A	2.25	B
BPM7A SOLID	7472	228178	2.95	B
BPM7Y	4921	BPM7Y	2.25	B
BPMR4A	6028	BPMR4A	2.25	B
BPMR6A	6726	BPMR6A	2.25	B
BPMR7A	4626	BPMR7A	2.25	B
BPR2ES	2264	BPR2ES	2.25	B
BPR4ES	7222	BPR4ES	2.45	B
BPR4HS	7823	BPR4HS	2.25	B
BPR5EIX-11	2115	BPR5EIX-11	10.50	B
BPR5ES	7734	BPR5ES	2.45	B
BPR5ES-11	7634	BPR5ES-11	2.45	B
BPR5HS	6222	BPR5HS	2.25	B
BPR6EFS	3623	BPR6EFS	2.55	B
BPR6ES	7131	BPR6ES	2.45	B
BPR6ES SOLID	4008	228171	2.95	B
BPR6ES-11	7133	BPR6ES-11	2.45	B
BPR6FS	2623	228082	2.60	B
BPR6HIX	4085	228091	10.05	B
BPR6HS	7022	BPR6HS	2.25	B
BPR6HS-10	2633	BPR6HS-10	2.25	B
BPR6HSA	4632	228153	2.95	B
BPR7ES	3785	228090	2.60	B
BPR7ES	5534	BPR7ES	2.45	B
BPR7HIX	5944	BPR7HIX	9.55	B
BPR7HS	6422	BPR7HS	2.55	B
BPR7HS-10	1092	BPR7HS-10	2.55	B
BPR8ES	3923	BPR8ES	2.45	B
BPR8HIX	6742	BPR8HIX	9.55	B
BPR8HS	3725	228132	2.95	B
BPR9EIX	6853	BPR9EIX	9.55	B
BPR9ES	7788	BPR9ES	2.55	B
BPZ8H-N-10	4495	228096	8.45	B
BPZ8H-N-10	1018	228072	205.15	B
BPZ8HS-10	1107	228073	205.15	B
BPZ8HS-10	3133	228085	8.45	B
BPZ8HS-15	3180	228086	8.45	B
BR10ECM	4234	228169	11.95	B
BR10ECSS	5940	BR10ECSS	6.50	B
BR10EIX	6957	BR10EIX	9.55	B
BR10ES	4832	BR10ES	2.55	B
BR10ESS	4684	BR10ESS	2.55	B
BR10EYA	7613	BR10EYA	3.60	B
BR2LM	5798	BR2LM	2.25	B
BR4HS	3322	BR4HS	2.25	B
BR5HS	3722	BR5HS	2.25	B
BR6ES	4922	BR6ES	2.45	B
BR6FIX	2318	228080	10.05	B
BR6FS	4323	BR6FS	2.55	B
BR6HS	3922	BR6HS	2.45	B
BR6HSA	4296	228154	2.95	B
BR6S	3522	BR6S	2.25	B
BR7ES	5122	BR7ES	2.55	B
BR7HS	4122	BR7HS	2.25	B
BR7HS-10	1098	BR7HS-10	2.55	B
BR8ECM	3035	BR8ECM	11.60	B
BR8ECMIX	3520	BR8ECMIX	14.30	B
BR8ECS	4172	BR8ECS	6.50	B
BR8ECSIX	5886	BR8ECSIX	14.20	B
BR8EG	3130	BR8EG	5.30	B
BR8EG SOLID	3992	228166	5.95	B
BR8EIX	5044	BR8EIX	9.55	B
BR8ES	5422	BR8ES	2.55	B
BR8ES-11	7986	228112	2.60	B
BR8ESS	3961	BR8ESS	2.55	B
BR8HCS-10	1157	228077	6.40	B
BR8HS	4322	BR8HS	2.45	B
BR8HS SOLID	6715	228170	2.95	B
BR8HS-10	1134	BR8HS-10	2.55	B

- accessories
- body
- handlebar & grips
- cables & levers
- exhaust
- engine
- fuel & intake
- electrical & ignition
- clutch
- drive
- bearings
- brakes
- steering & suspension
- tires
- tools & shop

# ELECTRICAL & IGNITION

## NGK SPARK PLUG PART NUMBER CONVERSION

- accessories
- body
- handlebar & grips
- cables & levers
- exhaust
- engine
- fuel & intake
- electrical & ignition
- clutch
- drive
- bearings
- brakes
- steering & suspension
- tires
- tools & shop

NGK #	STOCK #	OUR #		
BR8HSA	5539	BR8HSA	2.50	B
BR9ECM	3252	BR9ECM	11.60	B
BR9ECMIX	2707	BR9ECMIX	14.30	B
BR9ECSIX	5438	BR9ECSIX	14.20	B
BR9ECSIX-5	6014	BR9ECSIX-5	14.20	B
BR9ECSS	4677	BR9ECSS	6.50	B
BR9ECSS-5	6669	BR9ECSS-5	6.50	B
BR9EG	3230	BR9EG	5.30	B
BR9EG-N-8	2689	BR9EG-N-8	5.65	B
BR9EIX	3089	BR9EIX	9.55	B
BR9EIX-R	3981	BR9EIX-R	9.55	B
BR9ES	5722	BR9ES	2.55	B
BR9ESS	3194	BR9ESS	2.55	B
BR9EYA	7548	BR9EYA	3.60	B
BR9HIX	5687	BR9HIX	9.55	B
BR9HS	4522	BR9HS	2.55	B
BR9HS-10	4551	BR9HS-10	2.55	B
BU8H	6431	BU8H	3.00	B
BUE	2322	228081	3.10	B
BUH	2422	BUH	3.00	B
BUHW	2622	BUHW	3.20	B
BUHW-2	5626	BUHW-2	3.20	B
BUHX	2522	BUHX	3.00	B
BUHXW-1	5526	BUHXW-1	3.20	B
BUZ8H	7447	BUZ8H	8.00	B
BUZHW	2147	BUZHW	8.00	B
BUZHW-2	2173	228079	8.45	B
BZ7HS-10	3579	228088	4.05	B
C6HSA	3228	C6HSA	2.55	B
C7E	5096	228156	2.95	B
C7HSA	4629	C7HSA	2.55	B
C8E	7471	228144	2.95	B
C8EH-9	7473	228159	7.95	B
C8HA	2168	C8HA	2.55	B
C8HSA	6821	228162	2.95	B
C9E	7499	228168	2.95	B
CMR7A	7543	CMR7A	3.75	B
CPR6EA-9	6899	228152	5.95	B
CPR6EB-9	5958	CPR6EB-9	5.25	B
CPR7EA-9	3901	CPR7EA-9	5.25	B
CPR7EAIX-9	9198	CPR7EAIX-9	9.55	B
CPR8E	7411	CPR8E	5.25	B
CPR8EA-9	2306	228149	5.95	B
CPR8EB-9	6607	CPR8EB-9	5.25	B
CPR9EA-9	2308	228179	5.95	B
CR10E	6264	CR10E	5.25	B
CR10EK	2360	CR10EK	8.15	B
CR5EH-9	6689	228109	8.35	B
CR5HSA	7840	228150	2.95	B
CR5HSB	6535	CR5HSB	2.25	B
CR6E	6965	CR6E	5.25	B
CR6EH-9	2688	228083	8.35	B
CR6HIX	7274	CR6HIX	9.55	B
CR6HS	7023	CR6HS	2.55	B
CR6HSA	2983	CR6HSA	2.55	B
CR7E	4578	CR7E	5.25	B
CR7EB	4663	228131	5.95	B
CR7EH-9	3486	228155	8.95	B
CR7EIX	7385	CR7EIX	9.55	B
CR7EK	7546	CR7EK	8.15	B
CR7EKB	4455	CR7EKB	8.15	B
CR7HIX	7544	CR7HIX	9.55	B
CR7HS	7223	CR7HS	2.55	B
CR7HSA	4549	CR7HSA	2.55	B
CR8E	1275	CR8E	5.25	B
CR8EB	7784	CR8EB	5.25	B
CR8EH-9	5666	228148	8.95	B
CR8EIA-10	4708	CR8EIA-10	9.45	B
CR8EIB-10	4948	CR8EIB-10	9.45	B
CR8EIX	4218	CR8EIX	9.55	B
CR8EK	3478	CR8EK	8.15	B
CR8EKB	4374	CR8EKB	8.15	B
CR8HIX	7669	CR8HIX	9.55	B

NGK #	STOCK #	OUR #		
CR8HSA	2086	228133	2.95	B
CR9E	6263	CR9E	5.25	B
CR9EB	6955	CR9EB	5.05	B
CR9EH-9	7502	CR9EH-9	8.15	B
CR9EIA-9	6289	CR9EIA-9	9.45	B
CR9EIX	3521	CR9EIX	9.55	B
CR9EK	4548	CR9EK	8.15	B
CR9EKB	2305	CR9EKB	8.15	B
CS4	4864	CS4	2.75	B
CS5	4865	CS5	2.75	B
D6EA	7512	D6EA	2.55	B
D6HA	6512	D6HA	2.45	B
D7EA	7912	D7EA	2.55	B
D8EA	2120	D8EA	2.55	B
D8HA	7112	D8HA	2.55	B
D9EA	2420	D9EA	2.55	B
DCPR6E	3481	DCPR6E	3.55	B
DCPR6EIX	8196	DCPR6EIX	9.55	B
DCPR7E	3932	DCPR7E	3.60	B
DCPR7EIX	6046	DCPR7EIX	9.55	B
DCPR8E	4339	DCPR8E	3.60	B
DCPR8E SOLID	4179	228142	3.95	B
DCPR8EIX	6546	DCPR8EIX	9.55	B
DCPR8EKC	7168	228137	9.95	B
DCPR8EKP	7415	DCPR8EKP	14.25	B
DCPR9E	2641	DCPR9E	3.55	B
DCPR9EIX	2316	DCPR9EIX	9.55	B
DIMR8B10	5066	DIMR8B10	26.95	B
DP6EA-9	1068	DP6EA-9	2.55	B
DP7EA-9	5629	DP7EA-9	2.55	B
DP8EA-9	5829	DP8EA-9	2.55	B
DP9EA-9	6629	DP9EA-9	2.55	B
DPR5EA-9	2887	DPR5EA-9	2.55	B
DPR6EA-9	5531	DPR6EA-9	2.55	B
DPR6EB-9	3108	228084	2.60	B
DPR7EA-9	5129	DPR7EA-9	2.55	B
DPR7EIX-9	7803	DPR7EIX-9	9.55	B
DPR7EVX-9	7682	DPR7EVX-9	7.70	B
DPR8EA-9	4929	DPR8EA-9	2.55	B
DPR8EIX-9	2202	DPR8EIX-9	9.55	B
DPR8EVX-9	2872	DPR8EVX-9	7.70	B
DPR8Z	4730	DPR8Z	3.30	B
DPR9EA-9	5329	DPR9EA-9	2.55	B
DPR9Z	4830	DPR9Z	3.30	B
DR4HS	3326	228087	2.60	B
DR5HS	4623	DR5HS	2.55	B
DR6HS	4823	228099	2.60	B
DR7EA	7839	DR7EA	2.55	B
DR7EIX	5686	DR7EIX	9.55	B
DR7ES	3123	DR7ES	2.55	B
DR8EA	7162	DR8EA	2.55	B
DR8EB	4855	DR8EB	2.50	B
DR8EIX	6681	DR8EIX	9.55	B
DR8ES	5423	DR8ES	2.55	B
DR8ESL	2923	DR8ESL	2.55	B
DR8HS	5123	DR8HS	2.55	B
DR9EA	3437	228145	2.95	B
DR9EIX	4772	DR9EIX	9.55	B
ER9EH	5869	228177	14.95	B
FR4	5155	FR4	2.45	B
GR9A-EG	94841	228122	3.95	B
IFR5L11	6502	IFR5L11	14.75	B
IFR7L11	5114	IFR7L11	14.55	B
IFR8H-11	5068	IFR8H-11	14.75	B
IJR7A9	7901	IJR7A9	14.75	B
ILFR6G	5588	228101	15.35	B
ILFR6G-E	4212	228092	15.35	B
ILZKAR7B11	1654	ILZKAR7B11	14.55	B
IMR8C-9H	3653	IMR8C-9H	14.55	B
IMR9A-9H	6966	IMR9A-9H	14.55	B
IMR9B-9H	4888	IMR9B-9H	14.55	B
IMR9C-9HE	6501	IMR9C-9HE	14.55	B
IMR9D-9H	6544	228108	15.35	B



## NGK SPARK PLUG PART NUMBER CONVERSION

NGK #	STOCK #	OUR #		
IMR9E-9HES	7556	IMR9E-9HES	14.55	B
IZFR5G	5887	228103	15.35	B
IZFR5J	5899	228104	15.35	B
IZFR6F11	4095	IZFR6F11	14.55	B
IZFR6J	4462	228095	15.35	B
IZFR6N-E	4757	228098	11.70	B
IZFR7M	4214	228093	15.35	B
J9A	2170	228175	2.95	B
JR9B	3188	228173	5.95	B
JR9C	6193	228174	5.95	B
KR8AI	5477	KR8AI	9.60	B
KR8DI	4742	KR8DI	9.45	B
KR9CI	7795	KR9CI	14.95	B
LFR4A-E	6499	228107	7.35	B
LFR5A-11	6376	228106	6.75	B
LFR6A-11	3672	228089	6.75	B
LKAR8A-9	4786	LKAR8A-9	7.65	B
LKR7E	1643	228078	6.80	B
LMAR6A-9	5946	LMAR6A-9	7.95	B
LMAR7A-9	4908	LMAR7A-9	7.95	B
LMAR8C-9	93833	228157	8.95	B
LMAR8D-J	93444	228136	14.95	B
LMAR8G	95627	228181	8.95	B
LMAR9D-J	1633	228141	14.95	B
LMAR9E-J	6884	228182	11.95	B
LR8B	6208	LR8B	3.55	B
LZKAR7A	6799	LZKAR7A	5.25	B

NGK #	STOCK #	OUR #		
MAR10A-J	4706	228146	15.95	B
MAR8B-JDS	8765	228140	14.95	B
MAR9A-J	6869	228138	14.95	B
MR7F	95897	228161	7.95	B
PFR7Q	7963	PFR7Q	14.45	B
PMR9B	4717	228097	17.40	B
PZFR6F	6876	PZFR6F	16.50	B
PZFR6H	7696	228111	15.35	B
PZFR7G-G	4253	228094	15.35	B
R0045J-10	7400	228134	25.95	B
R0045J-9	5861	228158	25.95	B
R4118S-8	3236	R4118S-8	11.70	B
R4118S-9	3245	228176	11.95	B
R5184-105	3334	228180	35.95	B
R6252K-105	2741	R6252K-105	7.40	B
R6254E-9	5583	228164	8.95	B
R6254K-105	4076	228163	8.95	B
R6918B-7	6259	R6918B-7	34.70	B
R6918C-9	5196	228100	36.55	B
TR5	2238	TR5	2.45	B
UR4	6630	UR4	2.45	B
UR5	2771	UR5	2.45	B
XR5	3332	XR5	2.45	B
YR5	7052	YR5	2.45	B
ZFR7F-11	6855	ZFR7F-11	2.95	B

STOCK #	NGK #	OUR #		
1018	BPZ8H-N-10	228072	205.15	B
1034	BP7ES	BP7ES	2.45	B
1052	B6HS-10	B6HS-10	2.55	B
1068	DP6EA-9	DP6EA-9	2.55	B
1092	BPR7HS-10	BPR7HS-10	2.55	B
1098	BR7HS-10	BR7HS-10	2.55	B
1107	BPZ8HS-10	228073	205.15	B
1111	B7ES	B7ES	2.55	B
1134	BR8HS-10	BR8HS-10	2.55	B
1147	B2LM	B2LM	2.25	B
1157	BR8HCS-10	228077	6.40	B
1275	CR8E	CR8E	5.25	B
1633	LMAR9D-J	228141	14.95	B
1643	LKR7E	228078	6.80	B
1654	ILZKAR7B11	ILZKAR7B11	14.55	B
2086	CR8HSA	228133	2.95	B
2095	BKR7EKC-N	BKR7EKC-N	6.30	B
2115	BPR5EIX-11	BPR5EIX-11	10.50	B
2120	D8EA	D8EA	2.55	B
2129	B7HS-10	B7HS-10	2.55	B
2147	BUZHW	BUZHW	8.00	B
2168	C8HA	C8HA	2.55	B
2170	J9A	228175	2.95	B
2173	BUZHW-2	228079	8.45	B
2202	DPR8EIX-9	DPR8EIX-9	9.55	B
2238	TR5	TR5	2.45	B
2264	BPR2ES	BPR2ES	2.25	B
2305	CR9EKB	CR9EKB	8.15	B
2306	CPR8EA-9	228149	5.95	B
2308	CPR9EA-9	228179	5.95	B
2316	DCPR9EIX	DCPR9EIX	9.55	B
2318	BR6FIX	228080	10.05	B
2322	BUE	228081	3.10	B
2330	BCPR6ES	BCPR6ES	2.45	B
2360	CR10EK	CR10EK	8.15	B
2382	BKR5ES-11	BKR5ES-11	2.45	B
2399	B10HS	228143	2.95	B

STOCK #	NGK #	OUR #		
2411	B8ES	B8ES	2.55	B
2420	D9EA	D9EA	2.55	B
2422	BUH	BUH	3.00	B
2460	BKR5ES	BKR5ES	2.40	B
2522	BUHX	BUHX	3.00	B
2611	B9ES	B9ES	2.55	B
2622	BUHW	BUHW	3.20	B
2623	BPR6FS	228082	2.60	B
2630	BP8HS	BP8HS	2.55	B
2633	BPR6HS-10	BPR6HS-10	2.25	B
2641	DCPR9E	DCPR9E	3.55	B
2667	BKR7EIX	BKR7EIX	10.50	B
2688	CR6EH-9	228083	8.35	B
2689	BR9EG-N-8	BR9EG-N-8	5.65	B
2707	BR9ECMIX	BR9ECMIX	14.30	B
2741	R6252K-105	R6252K-105	7.40	B
2771	UR5	UR5	2.45	B
2872	DPR8EVX-9	DPR8EVX-9	7.70	B
2887	DPR5EA-9	DPR5EA-9	2.55	B
2912	BP8ES	BP8ES	2.55	B
2923	DR8ESL	DR8ESL	2.55	B
2983	CR6HSA	CR6HSA	2.55	B
3010	AB7	AB7	2.55	B
3035	BR8ECM	BR8ECM	11.60	B
3089	BR9EIX	BR9EIX	9.55	B
3108	DPR6EB-9	228084	2.60	B
3123	DR7ES	DR7ES	2.55	B
3130	BR8EG	BR8EG	5.30	B
3133	BPZ8HS-10	228085	8.45	B
3180	BPZ8HS-15	228086	8.45	B
3188	JR9B	228173	5.95	B
3194	BR9ESS	BR9ESS	2.55	B
3210	B4	B4	2.25	B
3212	B6L	B6L	2.55	B
3228	C6HSA	C6HSA	2.55	B
3230	BR9EG	BR9EG	5.30	B
3236	R4118S-8	R4118S-8	11.70	B

- accessories
- body
- handlebar & grips
- cables & levers
- exhaust
- engine
- fuel & intake
- electrical & ignition
- clutch
- drive
- bearings
- brakes
- steering & suspension
- tires
- tools & shop

# ELECTRICAL & IGNITION

## NGK SPARK PLUG PART NUMBER CONVERSION

- accessories
- body
- handlebar & grips
- cables & levers
- exhaust
- engine
- fuel & intake
- electrical & ignition
- clutch
- drive
- bearings
- brakes
- steering & suspension
- tires
- tools & shop

STOCK #	NGK #	OUR #		
3245	R4118S-9	228176	11.95	B
3252	BR9ECM	BR9ECM	11.60	B
3322	BR4HS	BR4HS	2.25	B
3326	DR4HS	228087	2.60	B
3332	XR5	XR5	2.45	B
3334	R5184-105	228180	35.95	B
3410	B4LM	B4LM	2.25	B
3430	B8EG	B8EG	3.95	B
3437	DR9EA	228145	2.95	B
3478	CR8EK	CR8EK	8.15	B
3481	DCPR6E	DCPR6E	3.55	B
3486	CR7EH-9	228155	8.95	B
3510	B6S	B6S	2.25	B
3520	BR8ECMIX	BR8ECMIX	14.30	B
3521	CR9EIX	CR9EIX	9.55	B
3522	BR6S	BR6S	2.25	B
3530	B9EG	B9EG	3.95	B
3579	BZ7HS-10	228088	4.05	B
3611	BP4HS	BP4HS	2.55	B
3623	BPR6EFS	BPR6EFS	2.55	B
3626	B9HS-10	B9HS-10	2.55	B
3630	B10EG	B10EG	3.95	B
3653	IMR8C-9H	IMR8C-9H	14.55	B
3672	LFR6A-11	228089	6.75	B
3710	B7S	B7S	2.25	B
3722	BR5HS	BR5HS	2.25	B
3725	BPR8HS	228132	2.95	B
3785	BPR7ES	228090	2.60	B
3810	B8S	B8S	2.25	B
3823	BP8HS-10	BP8HS-10	2.55	B
3901	CPR7EA-9	CPR7EA-9	5.25	B
3922	BR6HS	BR6HS	2.45	B
3923	BPR8ES	BPR8ES	2.45	B
3932	DCPR7E	DCPR7E	3.60	B
3961	BR8ESS	BR8ESS	2.55	B
3981	BR9EIX-R	BR9EIX-R	9.55	B
3992	BR8EG SOLID	228166	5.95	B
3998	B9EG SOLID	228167	4.95	B
4008	BPR6ES SOLID	228171	2.95	B
4076	R6254K-105	228163	8.95	B
4085	BPR6HIX	228091	10.05	B
4095	IZFR6F11	IZFR6F11	14.55	B
4110	B4H	B4H	2.25	B
4111	BP5HS	BP5HS	2.55	B
4122	BR7HS	BR7HS	2.25	B
4129	B4ES	228135	2.95	B
4172	BR8ECS	BR8ECS	6.50	B
4179	DCPR8E SOLID	228142	3.95	B
4210	B5HS	B5HS	2.55	B
4212	ILFR6G-E	228092	15.35	B
4214	IZFR7M	228093	15.35	B
4218	CR8EIX	CR8EIX	9.55	B
4234	BR10ECM	228169	11.95	B
4253	PZFR7G-G	228094	15.35	B
4296	BR6HSA	228154	2.95	B
4322	BR8HS	BR8HS	2.45	B
4323	BR6FS	BR6FS	2.55	B
4339	DCPR8E	DCPR8E	3.60	B
4374	CR8EKB	CR8EKB	8.15	B
4455	CR7EKB	CR7EKB	8.15	B
4462	IZFR6J	228095	15.35	B
4495	BPZ8H-N-10	228096	8.45	B
4522	BR9HS	BR9HS	2.55	B
4548	CR9EK	CR9EK	8.15	B
4549	CR7HSA	CR7HSA	2.55	B
4551	BR9HS-10	BR9HS-10	2.55	B
4562	BPM6Y	BPM6Y	2.25	B
4578	CR7E	CR7E	5.25	B
4623	DR5HS	DR5HS	2.55	B
4626	BPMR7A	BPMR7A	2.25	B
4629	C7HSA	C7HSA	2.55	B

STOCK #	NGK #	OUR #		
4632	BPR6HSA	228153	2.95	B
4644	BKR7E	BKR7E	2.45	B
4663	CR7EB	228131	5.95	B
4677	BR9ECSS	BR9ECSS	6.50	B
4684	BR10ESS	BR10ESS	2.55	B
4706	MAR10A-J	228146	15.95	B
4708	CR8EIA-10	CR8EIA-10	9.45	B
4717	PMR9B	228097	17.40	B
4730	DPR8Z	DPR8Z	3.30	B
4742	KR8DI	KR8DI	9.45	B
4757	IZFR6N-E	228098	11.70	B
4772	DR9EIX	DR9EIX	9.55	B
4786	LKAR8A-9	LKAR8A-9	7.65	B
4823	DR6HS	228099	2.60	B
4830	DPR9Z	DPR9Z	3.30	B
4832	BR10ES	BR10ES	2.55	B
4838	BP8HN-10	BP8HN-10	2.55	B
4855	DR8EB	DR8EB	2.50	B
4864	CS4	CS4	2.75	B
4865	CS5	CS5	2.75	B
4888	IMR9B-9H	IMR9B-9H	14.55	B
4908	LMAR7A-9	LMAR7A-9	7.95	B
4921	BPM7Y	BPM7Y	2.25	B
4922	BR6ES	BR6ES	2.45	B
4929	DPR8EA-9	DPR8EA-9	2.55	B
4948	CR8EIB-10	CR8EIB-10	9.45	B
5044	BR8EIX	BR8EIX	9.55	B
5066	DIMR8B10	DIMR8B10	26.95	B
5068	IFR8H-11	IFR8H-11	14.75	B
5096	C7E	228156	2.95	B
5110	B7HS	B7HS	2.45	B
5111	BP7HS	BP7HS	2.45	B
5114	IFR7L11	IFR7L11	14.55	B
5122	BR7ES	BR7ES	2.55	B
5123	DR8HS	DR8HS	2.55	B
5126	B8HS-10	B8HS-10	2.55	B
5129	DPR7EA-9	DPR7EA-9	2.55	B
5155	FR4	FR4	2.45	B
5196	R6918C-9	228100	36.55	B
5329	DPR9EA-9	DPR9EA-9	2.55	B
5422	BR8ES	BR8ES	2.55	B
5423	DR8ES	DR8ES	2.55	B
5438	BR9ECSIX	BR9ECSIX	14.20	B
5464	BKR5EIX-11	BKR5EIX-11	9.25	B
5477	KR8AI	KR8AI	9.60	B
5509	BCPR7ET	228139	6.95	B
5510	B8HS	B8HS	2.45	B
5526	BUHXW-1	BUHXW-1	3.20	B
5531	DPR6EA-9	DPR6EA-9	2.55	B
5534	BPR7ES	BPR7ES	2.45	B
5539	BR8HSA	BR8HSA	2.50	B
5583	R6254E-9	228164	8.95	B
5588	ILFR6G	228101	15.35	B
5626	BUHW-2	BUHW-2	3.20	B
5627	B8EGV	B8EGV	6.65	B
5628	BM4A	BM4A	2.25	B
5629	DP7EA-9	DP7EA-9	2.55	B
5666	CR8EH-9	228148	8.95	B
5686	DR7EIX	DR7EIX	9.55	B
5687	BR9HIX	BR9HIX	9.55	B
5722	BR9ES	BR9ES	2.55	B
5728	BMR4A	BMR4A	2.25	B
5798	BR2LM	BR2LM	2.25	B
5810	B9HS	B9HS	2.55	B
5827	B9EGV	B9EGV	6.65	B
5829	DP8EA-9	DP8EA-9	2.55	B
5861	R0045J-9	228158	25.95	B
5869	ER9EH	228177	14.95	B
5881	BKR7EKU	228102	7.15	B
5886	BR8ECSIX	BR8ECSIX	14.20	B
5887	IZFR5G	228103	15.35	B

## NGK SPARK PLUG PART NUMBER CONVERSION

STOCK #	NGK #	OUR #		
5899	IZFR5J	228104	15.35	B
5921	BM6A	BM6A	2.25	B
5927	B10EGV	B10EGV	6.65	B
5928	BPM4A	BPM4A	2.25	B
5940	BR10ECSS	BR10ECSS	6.50	B
5944	BPR7HIX	BPR7HIX	9.55	B
5946	LMAR6A-9	LMAR6A-9	7.95	B
5950	BPM6F	BPM6F	2.25	B
5958	CPR6EB-9	CPR6EB-9	5.25	B
6014	BR9ECSIX-5	BR9ECSIX-5	14.20	B
6028	BPMR4A	BPMR4A	2.25	B
6046	DCPR7EIX	DCPR7EIX	9.55	B
6130	BCPR5ES	BCPR5ES	2.45	B
6193	JR9C	228174	5.95	B
6208	LR8B	LR8B	3.55	B
6221	BM6F	BM6F	2.25	B
6222	BPR5HS	BPR5HS	2.25	B
6259	R6918B-7	R6918B-7	34.70	B
6263	CR9E	CR9E	5.25	B
6264	CR10E	CR10E	5.25	B
6289	CR9EIA-9	CR9EIA-9	9.45	B
6326	BP6HS-10	228105	2.60	B
6341	BKR5EIX	BKR5EIX	9.25	B
6364	BKR6ES	228160	2.95	B
6376	LFRA5A-11	228106	6.75	B
6410	B5ES	B5ES	2.45	B
6418	BKR6EIX	BKR6EIX	9.25	B
6421	BM7F	BM7F	2.25	B
6422	BPR7HS	BPR7HS	2.55	B
6431	BU8H	BU8H	3.00	B
6499	LFRA4E	228107	7.35	B
6501	IMR9C-9HE	IMR9C-9HE	14.55	B
6502	IFR5L11	IFR5L11	14.75	B
6512	D6HA	D6HA	2.45	B
6521	BM7A	BM7A	2.25	B
6535	CR5HSB	CR5HSB	2.25	B
6544	IMR9D-9H	228108	15.35	B
6546	DCPR8EIX	DCPR8EIX	9.55	B
6607	CPR8EB-9	CPR8EB-9	5.25	B
6629	DP9EA-9	DP9EA-9	2.55	B
6630	UR4	UR4	2.45	B
6669	BR9ECSS-5	BR9ECSS-5	6.50	B
6681	DR8EIX	DR8EIX	9.55	B
6689	CR5EH-9	228109	8.35	B
6715	BR8HS SOLID	228170	2.95	B
6726	BPMR6A	BPMR6A	2.25	B
6729	BP8HS-15	BP8HS-15	2.55	B
6742	BPR8HIX	BPR8HIX	9.55	B
6799	LZKAR7A	LZKAR7A	5.25	B
6821	C8HSA	228162	2.95	B
6853	BPR9EIX	BPR9EIX	9.55	B
6855	ZFR7F-11	ZFR7F-11	2.95	B
6869	MAR9A-J	228138	14.95	B
6876	PZFR6F	PZFR6F	16.50	B
6884	LMAR9E-J	228182	11.95	B
6899	CPR6EA-9	228152	5.95	B
6928	BP4ES	BP4ES	2.45	B
6953	BKR5E-11	BKR5E-11	2.35	B
6955	CR9EB	CR9EB	5.05	B
6957	BR10EIX	BR10EIX	9.55	B
6962	BKR6E	BKR6E	2.45	B
6965	CR6E	CR6E	5.25	B
6966	IMR9A-9H	IMR9A-9H	14.55	B
6993	BKR6EKU	228110	7.15	B
7021	BPM6A	BPM6A	2.25	B

STOCK #	NGK #	OUR #		
7022	BPR6HS	BPR6HS	2.25	B
7023	CR6HS	CR6HS	2.55	B
7052	YR5	YR5	2.45	B
7112	D8HA	D8HA	2.55	B
7131	BPR6ES	BPR6ES	2.45	B
7133	BPR6ES-11	BPR6ES-11	2.45	B
7162	DR8EA	DR8EA	2.55	B
7168	DCPR8EKC	228137	9.95	B
7222	BPR4ES	BPR4ES	2.45	B
7223	CR7HS	CR7HS	2.55	B
7274	CR6HIX	CR6HIX	9.55	B
7321	BPM7A	BPM7A	2.25	B
7331	BP6HS	BP6HS	2.45	B
7333	BP6ES	BP6ES	2.45	B
7385	CR7EIX	CR7EIX	9.55	B
7400	R0045J-10	228134	25.95	B
7411	CPR8E	CPR8E	5.25	B
7415	DCPR8EKP	DCPR8EKP	14.25	B
7421	BMR6A	BMR6A	2.25	B
7432	B6ES	B6ES	2.45	B
7447	BUZ8H	BUZ8H	8.00	B
7471	C8E	228144	2.95	B
7472	BPM7A SOLID	228178	2.95	B
7473	C8EH-9	228159	7.95	B
7499	C9E	228168	2.95	B
7502	CR9EH-9	CR9EH-9	8.15	B
7512	D6EA	D6EA	2.55	B
7534	B6HS	B6HS	2.45	B
7543	CMR7A	CMR7A	3.75	B
7544	CR7HIX	CR7HIX	9.55	B
7546	CR7EK	CR7EK	8.15	B
7548	BR9EYA	BR9EYA	3.60	B
7556	IMR9E-9HES	IMR9E-9HES	14.55	B
7613	BR10EYA	BR10EYA	3.60	B
7634	BPR5ES-11	BPR5ES-11	2.45	B
7669	CR8HIX	CR8HIX	9.55	B
7677	BMR2A	BMR2A	2.25	B
7682	DPR7EVX-9	DPR7EVX-9	7.70	B
7696	PZFR6H	228111	15.35	B
7734	BPR5ES	BPR5ES	2.45	B
7784	CR8EB	CR8EB	5.25	B
7788	BPR9ES	BPR9ES	2.55	B
7795	KR9CI	KR9CI	14.95	B
7803	DPR7EIX-9	DPR7EIX-9	9.55	B
7823	BPR4HS	BPR4HS	2.25	B
7829	BP7HS-10	BP7HS-10	2.55	B
7832	BP5ES	BP5ES	2.45	B
7839	DR7EA	DR7EA	2.55	B
7840	CR5HSA	228150	2.95	B
7901	IJR7A9	IJR7A9	14.75	B
7912	D7EA	D7EA	2.55	B
7928	B10ES	B10ES	2.55	B
7938	BKR5E	BKR5E	2.45	B
7963	PFR7Q	PFR7Q	14.45	B
7986	BR8ES-11	228112	2.60	B
8196	DCPR6EIX	DCPR6EIX	9.55	B
8765	MAR8B-JDS	228140	14.95	B
9198	CPR7EAIX-9	CPR7EAIX-9	9.55	B
93444	LMAR8D-J	228136	14.95	B
93833	LMAR8C-9	228157	8.95	B
94841	GR9A-EG	228122	3.95	B
95627	LMAR8G	228181	8.95	B
95897	MR7F	228161	7.95	B

- accessories
- body
- handlebar & grips
- cables & levers
- exhaust
- engine
- fuel & intake
- electrical & ignition
- clutch
- drive
- bearings
- brakes
- steering & suspension
- tires
- tools & shop


# ELECTRICAL & IGNITION

- accessories
- body
- handlebar & grips
- cables & levers
- exhaust
- engine
- fuel & intake
- electrical & ignition
- clutch
- drive
- bearings
- brakes
- steering & suspension
- tires
- tools & shop


## DESIGN SYMBOLS USED IN NGK SPARK PLUGS

**CROSSCUTS AND GAP STYLES OF SPARK PLUGS**


**STANDARD TYPE**




**TAPER SEAT TYPE**



**VTYPE**



**PROJECTED INSULATOR TYPE**



**PREFIX**

**D P R**

**HEAT RANGE**

**NUMBERS**

2 HOT

4

5

6

7

8

9

10 COLD

**SUFFIX**

**9 E A - 9**

**REACH**

**E** : 19 mm (3/4")

**F** : Taper Seat

**H** : 12.7 mm (1/2")

**L** : 11.2 mm (7/16")

**Z** : 21 mm

Blank

18mm 6 12 mm

14 mm 6 9.5 mm (3/8")

**WIDE GAP**

9:0.9 mm (.036")

10:1.0 mm (.040")

11:1.1 mm (.044")

13:1.3 mm (.050")

14:1.4 mm (.055")

20:2.0 mm (.080")

**FIRING END CONSTRUCTION**

**A** : Special Design

**B** : Single Ground - special alloy

**C** : Dual Ground special alloy

**G** : Racing Type

**GV** : Racing Version of V-Type

**L** : Half Heat Range

**S** : Standard Center Electrode

**V** : Fine Wire Center Electrode

**X** : Booster Gap

**Y** : V-Grooved Center Electrode

# NGK

## SPARK PLUG RESISTOR COVERS

LB

05

EP

**EXTERNAL APPEARANCE**

**B**: For 14 mm type

**D**: For 10, 12 mm plug type

**RESISTANCE**

**01**: 1 k ohm


**05**: 5 k ohm

**ACCESSORY**

**P**: With Special Water-Proof Cover

**M**: Rubber Sheathed

**S: STRAIGHT TYPE**



SB05F	3.35	B
SD05F	3.35	B

**ADAPTABLE PLUG SIZE**

**B**: For 14 mm type


**D**: For 10, 12 mm plug type

**ADAPTABLE PLUG TERMINAL**

**E**: For terminal nut


**F**: For terminal stud

**T: SPECIAL 90° TYPE**



TB05EMA	5.40	B
TB05EM (red)	5.65	B


**X: 120° ELBOW TYPE**



(LONG)


XB05F	3.35	B
XD05F	3.35	B

**V: 120° ELBOW TYPE**



VD05F	3.35	0
-------	------	---

**L: 90° ELBOW TYPE**



LB05F	2.45	B
LB05EP	2.45	B
LB01E	2.45	B
LB05E	2.45	B
LB05EZ	4.45	B
LB05F	2.45	B
LD05F	2.45	B
LD05FP	2.45	B
LB05FP	2.45	B
LB05EZA	2.45	B



## PREMIUM RACING WIRE

- Straight Resistor Covers
- 90° Resistor Covers
- 50 cm
- 100 cm
- 1 KOHM Resistor Cover
- 5 KOHM Resistor Cover
- Wire Connector Made of High Impact Plastic
- Water Resistant Design

CR1	Removable Cap	18.95	B
CR3	Solid Cap	18.95	B

CR5	Removable Cap	18.95	B
CR6	Solid Cap	18.95	B

- ATVS • GOLF CARTS • MINI BIKES • LAWN MOWERS • LAWN & GARDEN POWER EQUIPMENT
- MARINE ENGINES, OUTBOARD • MOPEDS • MOTORCYCLES
- POWER & CHAIN SAWS • SNOWMOBILES • ETC.



## SPARK PLUGS AVAILABLE

Quantity pricing available.

CJ14	2.95	D	L82C	2.95	D	RC14YC	3.40	D
CJ6	2.95	D	L82YC	3.05	D	RDJ8J	5.75	D
CJ6Y	3.15	D	L86C	2.95	D	RJ12C	3.90	D
CJ7Y	3.15	D	L87YC	3.05	D	RJ17LM	3.75	D
CJ8	2.95	D	L92YC	3.40	D	RJ18YC	3.45	D
CJ8Y	3.15	D	N11YC	3.15	D	RJ19LM	3.75	D
EZ-Start C5843 (CJ8)	2.95	D	N2C	2.95	D	RJ8C	3.40	D
EZ-Start C5861 (J19LM)	3.00	D	N3C	2.95	D	RL86C	3.40	D
DJ6J	2.95	D	N4C	2.95	D	RL95YC	3.40	D
DJ7J	2.95	D	N7YC	2.95	D	RN2C	3.40	D
DJ7Y	3.15	D	N9YC	3.20	D	RN3C	3.40	D
DJ8J	2.95	D	QL77JC4	5.15	D	RN4C	3.40	D
D9	3.60	D	QL78C	5.15	D	RN4YC	4.70	D
D16	3.05	D	RA6HC	3.40	D	RN57YCC	3.60	D
H10C	3.15	D	RA8HC	3.40	D	RN9C	3.40	D
H8C	3.15	D	RCJ6Y	3.90	D	RN11YC4	3.45	D
J17LM	2.95	D	RC7PYCBX	9.35	D	RN12YC	3.50	D
J19LM	3.00	D	RCJ7Y	3.90	D	RS14YC	3.45	D
J4C	2.95	D	RCJ8	3.90	D	RS17YX	3.30	D
J6C	2.95	D	RCJ8Y	3.90	D	RV15YC4	3.45	D
J8C	2.95	D	RDZ19H	5.75	D	RV17YC	3.45	D
L20V	3.95	D	REA8MCX	6.25	D	RV9YC	3.15	D
L76V	5.15	D	RH10C	3.95	D	UL18V	3.95	D
L77JC4	2.95	D	RL95YC	3.40	D	UL77V	5.15	D
L78C	2.95	D	RC12YC	3.50	D	UL81C	3.65	D
L78V	5.15	D				2071	5.00	D

## SERVICE SHOP PACKS AVAILABLE

- Each shop pack contains 24 of one plug type. Order one.
- Shop packs do not qualify for any group pricing.

CJ8SP	64.20	D
CJ14SP	64.20	D
J6CSP	64.20	D
J8CSP	64.20	D
J17LMSP	64.20	D
J19LMSP	66.25	D
L77JC4SP	65.60	D
L78VSP	118.70	D
QL77JC4SP	118.05	D
RC12YCSP	73.85	D
RJ12CSP	89.05	D
RJ19LMSP	81.45	D



## HIGH PERFORMANCE POLARIS SPARK PLUG

(Replaces RN57YCC)



8900 5.35 each D



- accessories
- body
- handlebar & grips
- cables & levers
- exhaust
- engine
- fuel & intake
- electrical & ignition
- clutch
- drive
- bearings
- brakes
- steering & suspension
- tires
- tools & shop

# ELECTRICAL & IGNITION

- accessories
- body
- handlebar & grips
- cables & levers
- exhaust
- engine
- fuel & intake
- electrical & ignition
- clutch
- drive
- bearings
- brakes
- steering & suspension
- tires
- tools & shop

## SPARK PLUG WIRE SPLICER (Connector)

Use this cable splicer when your spark plug wire is bolted into your coil or CDI permanently.



**J-1 6.15 B**

## SPARK PLUG WIRE

7mm x 100 foot roll, PVC casing, 20 strand copper wire. Inner core of high dielectric and corona resistant compound. Recommended for severe service conditions. 100' spool. Thick outer sheath of Hypalon compound - excellent heat, oil and aging resistance.



**LP015000 69.95 L**

## "SPARKY" PLUG CONNECTORS

Universal "Sparky" neoprene spark plug connectors. 2 per package.



**LP0191 1.95 L**

## "SPARKY" WIRE ASSEMBLY

"Sparky" neoprene spark plug assembly, complete with 16" hypalon 7mm plug wire.



**LP0193 4.95 ea L**

## KLG TYPE PLUG CONNECTOR

Universal spark plug connector with screw built onto assembly.



**LP0198 2.95 ea L**

## SPARK PLUG CAPS

- Surgical rubber
- Available in three colors
- Improve spark consistency in wet conditions
- Sold each



Black	<b>EM47840</b>	<b>5.95</b>	<b>L</b>
Purple	<b>EM47841</b>	<b>2.95</b>	<b>L</b>
Red	<b>EM47842</b>	<b>2.95</b>	<b>L</b>

## SPARE SPARK PLUG JACK

Fits either 14mm or 18mm spark plugs. For convenience, bolt to your snowmobile and you will know your spares are ready when you are.



**LP13304 5.95 ea L**

## SPARK PLUG CADDY

- Plastic
- Holds two 14mm spark plugs firmly in place
- Compact enough to fit in your pocket



**LP13299 2.95 ea L**

## SPARE PLUG AND BULB CADDY

This rivet mounted caddy keeps 3 spare plugs handy for quick and easy changes. Includes 4 rivets.



**575706 7.95 ea L**

## SPARE PLUG & BULB CARRIER

This new, improved spare plug and bulb carrier stores 2 spark plugs (14mm or 18mm), 2 tail light bulbs and one headlight bulb. Universal design accommodates all new & old style headlight bulbs. Also has space for spare inner throttle or brake control wires.



**KX12113 8.95 ea L**

## SPARK PLUG INDEXING WASHERS

Indexed spark plugs align the open end of the electrode toward the intake port. The hottest flame meets the new fuel charge for a performance gain, and increased mileage and plug life. Measurements: gold .75mm, silver 1.00 mm, purple 1.25mm and red 1.60mm.



<b>574488</b>	Twin Cylinder	<b>5.95</b>	<b>L</b>
<b>621048</b>	Triple Cylinder	<b>6.95</b>	<b>L</b>

## KATAHDIN SPARK PLUG KATTY

- A spark plug carrier that holds 4 - 14 mm spark plugs securely in place
- The carrier has a built in lock to keep closed securely
- Built from a heavy duty durable plastic resin and light weight black




**KG04 4.95 L**

## SPARK PLUG GAP GAUGE

Display Packaged

.020, .025, .028, .030,  
.032, .035, .040



**W162 2.30 ea G**

## SPARK PLUG GAPPER

- Easy to read markings
- Set gaps quickly & easily
- Range: .020" to .100" (.5 to 2.5mm)
- Tapered hole adjusts electrode
- Display packaged



**W80535 1.20 ea G**

## TAPPET FEELER GAUGES

- Accurate tappet adjustments
- Angled blade for easy access to tappets
- Makes adjustment quick and easy




<b>678052</b>	Sizes .002 - .003	<b>27.99</b>	E
<b>678053</b>	Sizes .004 - .005	<b>29.99</b>	E
<b>678054</b>	Sizes .006 - .008	<b>29.99</b>	E



## SPARK PLUG GAUGE

- Display Packaged
- 8 spark plug gauges
- Decimal & metric sizes
- Electrode adjuster .015, .018, .020, .025, .028, .030, .035, .040, .040m, .45m, 0.50m, .064m, 0.70m, 0.75m, 0.90m, 1.00m.



**W127 4.55 G**

## SPARK PLUG THICKNESS GAUGES

- 32 blades
- Decimal & metric sizes
- .010" brass blade for transistorized ignitions



**W125 6.60 G**

- 15 blades
- Decimal & metric sizes
- 3" steel rule

**W131 4.30 G**

## 3/8" DR SOCKETS 14MM/18MM

- Heat treated alloy steel
- Drop forged for strength
- Polished
- Display packaged



<b>W886</b>	14mm	<b>3.90</b>	G
<b>W890</b>	18mm	<b>4.85</b>	G

## SPARK PLUG WRENCH


- 12mm wrench - Fits all "D" size NGK spark plugs.
- Zinc plated
- 4-5/8" in length



**EM04110 4.95 L**

## HEAVY DUTY SPARK PLUG WRENCH


- 10mm - 14mm
- 3 way tip to fit all ATV spark plugs
- Chrome finish
- 2 7/8" in length



**EM04100 4.95 L**

## SPARK PLUG WRENCH

Cast, chrome finished combination wrench fits 14mm or 18mm spark plugs.



**LP15849 5.95 L**

- accessories
- body
- handlebar & grips
- cables & levers
- exhaust
- engine
- fuel & intake
- electrical & ignition
- clutch
- drive
- bearings
- brakes
- steering & suspension
- tires
- tools & shop

# ELECTRICAL & IGNITION

accessories
body
handlebar & grips
cables & levers
exhaust
engine
fuel & intake
electrical & ignition
clutch
drive
bearings
brakes
steering & suspension
tires
tools & shop

## RATCHET SPARK PLUG WRENCH



- Designed to fit where there is limited space on many watercooled 2-stroke machines
- Ratchet mechanism works one way
- Fits standard 13/16" plugs

**678147 15.99 E**

## SPARK PLUG HOLE THREAD CHASER



- Quickly & easily cleans dust, carbon & metal particles from spark plug hole
- 18mm turn with 13/16" deep socket
- Display packaged

**W80539 7.25 ea G**

## SPARK PLUG WIRE TESTER

- Identifies damaged spark plug wire easily by moving tool along wire towards spark plug
- Tester light flashes in sync with spark plug firing
- When light stops flashing, break in wire has been located
- Display packaged



**W80530 8.30 G**

## DUAL IGNITION SYSTEM TESTER

- Test the integrity and strength of your ignition system
- Spark plug gap is adjustable from 0 to 10 mm
- The larger the gap our ignition will jump, the stronger your system is
- Will test the ignition on most motorcycles, watercraft, ATVs and snowmobiles



**678122 10.50 E**

## ECONOMY IGNITION TESTER

An easy to use, time saving piece of shop equipment.



**1754 11.20 G**

## IGNITION/SPARK PLUG TESTER

This tester checks the integrity of the electrical ignition and magneto/coil ignition systems of lawn mowers, boat motors, motorcycles and automobiles. Checks both current and voltage and will indicate fouled electrodes. E-Z view LED and neon lamps for easy accurate reading, pocket size, high impact ABC plastic casing.



**7731 9.95 H**



## KILL SWITCH

- Kill switch with a 48" lead wire
- Handlebar clamp on



2946 4.70 J

## KILL SWITCH



KX01120 12.95 L

## MAGURA TYPE ON-OFF BUTTON

- Fits any 7/8" handlebar
- Rubber waterproof cover
- Can also be used as a horn/starter button



EM15400 5.95 J

## HANDLEBAR MOUNT TETHER SWITCH

CLOSED CIRCUIT TO RUN



EM50412 21.95 J

## HONDA CR TYPE ON-OFF BUTTON

Exact replacement on-off button for Honda CR models. Plugs into the stock wire harness.



EM50420 10.95 H

## WATERPROOF ON-OFF BUTTON

- Universal competition type on-off button
- Push for "off", push again for "on"
- Complete with 9" wire leads
- Fits 7/8" handlebars



EM50400 10.95 J

## SUZUKI RM/RMX TYPE ON-OFF BUTTON

Exact replacement on-off button for Suzuki RM/RMX 90-97 dirt bikes. Replaces Suzuki OEM #37820-27000.



EM50470 11.95 H

## KAWASAKI TYPE ON-OFF BUTTON

- Replaces Kawasaki OEM #27010-1161
- Fits KX60 85-94, KDX90 84-88, KX125 84-95, KDX200 86-95, KDX250 84-88, KX250 84-94, KX500 85-94



EM50450 14.95 J

## YAMAHA YZ TYPE ON-OFF BUTTON


Exact replacement on-off button for Yamaha OEM #23X83976-00. Fits 83-88 YZ models. Plugs into the stock harness.



EM50430 11.95 H

## PVC ELECTRICAL TAPE

- Black
- Heavy gauge 7 mil. thermo-plastic
- UL approved - for insulation of splices in insulated conductors of 5000 volt rating
- 3/4" x 30'



W501 0.75 L

accessories
body
handlebar & grips
cables & levers
exhaust
engine
fuel & intake
electrical & ignition
clutch
drive
bearings
brakes
steering & suspension
tires
tools & shop

- accessories
- body
- handlebar & grips
- cables & levers
- exhaust
- engine
- fuel & intake
- electrical & ignition
- clutch
- drive
- bearings
- brakes
- steering & suspension
- tires
- tools & shop

# PIAA

POWERSPORTS

## PIAA BULBS



**GREATER PERFORMANCE:** PIAA bulbs are engineered with XTRA Technology for greater performance per watt than any other bulb on the road. (XTRA is a term coined by PIAA to designate a high-efficiency bulb that is designed to produce greater light output than its rated power consumption, i.e. 55W = 85W of light output.) Greatly enhance your ability to see and be seen. A metal bond holds the heat-resistant glass tube securely to prevent cracks and leaks. A welded focus ring and one-piece filament support assures proper positioning.

**BRILLIANT COLOR:** Beam color affects visibility and eye strain over long periods. The brilliant white/blue light allows comfortable night driving over extended periods of time. PIAA bulbs are both a performance upgrade and an aesthetic enhancement. You will see the difference even in the daytime.

**WARRANTY AND SUPPORT:** PIAA is so confident in the durability and reliability of our products that we offer a no questions asked, replacement of any halogen bulb that fails within one year of purchase.

### KELVIN SCALE:



6000K	Cobalt Blue H.I.D.
-	
5250K	Sunlight
5000K	Super Plasma GT-X
-	
4300K	PIAA H.I.D. Bulb
-	
4150K	Xtreme White
4100K	Intense White
4000K	Xtreme White Plus
-	
3800K	Star White
-	
3200K	Stock Halogen
-	
2600K	Standard Incandescent
2500K	Ion Crystal / Plasma Ion Yellow

### Super Plasma GT-X



The Super Plasma GT-X bulbs offer an unmatched combination of fashion and performance with a bluish-purple color very similar to H.I.D. and the closest yet to sunlight.

### Xtreme White / Xtreme White Plus



The Xtreme White Series of bulbs have a cool white light output that gives the driver better color recognition on depth perception and better contrast. The blue top coat adds a slight blue tint to a lamp with no loss of performance.

### Intense White



The Intense White bulbs produce a radiant white beam and provide the best possible balance between performance and bulb life.

### Star White



Star White bulbs are significantly whiter and brighter than stock halogen and will increase bulb performance without taxing your vehicle's electrical system.

### Ion Crystal / Plasma Ion Yellow



Ion Crystal coating transforms white light into amber light without diminishing the strength of the beam. Ion Crystal technology allows as much as 95% of the light produced by the bulb to pass through, compared to as little as 65% through dyed glass. The long wavelength Plasma Ion beam reduces refraction for dramatically increased visibility in snow, rain and fog.

### Standard Halogen



PIAA H4 EXTREME WHITE PLUS BULB

PIAA STANDARD HALOGEN BULB



## PIAA POWERSPORTS

### H1 Bulb

#### H1 XTREME WHITE PLUS

Technology: Xtreme White Plus  
 Bulb Type: H1  
 Wattage: 55W = 110W  
 Color Temp: 4000 Kelvin

Single Bulb **820001 61.95 L**

Rated at 4000K and providing 110 watts of light from only a 55W, these bulbs deliver a brilliant Xtreme cool white light. This white light gives the rider better color recognition for better depth perception and contrast than conventional halogen lamps.



## PIAA POWERSPORTS

### H3 Bulbs

#### H3 XTREME WHITE PLUS

Technology: Xtreme White Plus  
 Bulb Type: H3  
 Wattage: 35W = 70W  
 Color Temp: 4150 Kelvin

Single Bulb **820002 41.98 G**

Technology: Xtreme White Plus  
 Bulb Type: H3  
 Wattage: 55W = 110W  
 Color Temp: 4150 Kelvin

Single Bulb **820003 39.50 G**

The Xtreme White H3 bulbs are a great upgrade for factory motorcycle headlights. They deliver a brilliant Xtreme cool white light rated at 4150K to enhance your lighting equipment. Choose from two wattages with the same style and technology for maximum headlight performance.



#### H3 SUPER PLASMA GT-X

Technology: Super Plasma GT-X  
 Bulb Type: H3  
 Wattage: 55W = 110W  
 Color Temp: 5000 Kelvin

Single Bulb **820006 41.50 G**

For the look of H.I.D. for headlights and auxiliary lights, there is nothing closer than the new H3 Super Plasma GT-X. The bulb shines at 5000K giving off a beautiful bluish-purple look. With PIAA bulbs you never sacrifice performance and with XTRA technology this bulb has plenty of power.



- accessories
- body
- handlebar & grips
- cables & levers
- exhaust
- engine
- fuel & intake
- electrical & ignition
- clutch
- drive
- bearings
- brakes
- steering & suspension
- tires
- tools & shop

## PIAA POWERSPORTS

### H4 Bulbs

#### H4 XTREME WHITE PLUS ANTI-VIBRATION

Technology:	Xtreme White Plus
Bulb Type:	H4 Anti-vibration
Wattage:	60/55W = 110/100W
Color Temp:	4000 Kelvin

Single Pack	<b>820009</b>	<b>49.99</b>	G
Twin Pack	<b>820014</b>	<b>89.95</b>	G

Our most popular headlight bulb by far. The Xtreme White is the favorite combination of color and performance. The addition of the anti-vibration characteristics makes this the perfect bulb for every application, from Harley to Honda.



#### H4 STAR WHITE ANTI-VIBRATION

Technology:	Star White
Bulb Type:	H4 Anti-vibration
Wattage:	60/55W = 110/100W
Color Temp:	3800 Kelvin

Single Bulb	<b>820007</b>	<b>39.95</b>	G
-------------	---------------	--------------	---

Star White bulbs are significantly whiter and brighter than normal halogen bulbs. These bulbs operate at 3800K while normal halogen bulbs operate at 3200K. They also feature PIAA's exclusive XTRA Technology, which increases bulb performance without taxing your vehicle's electrical system.



#### H4 SUPER PLASMA GT-X ANTI-VIBRATION / TWIN BEAM

Technology:	Super Plasma GT-X
Bulb Type:	H4 Anti-vibration
Wattage:	60/55W = 135/125W
Color Temp:	3800/5000 Kelvin

Single Bulb	<b>820011</b>	<b>49.99</b>	G
-------------	---------------	--------------	---

A new addition to PIAA's line of high performance bulbs is the Super Plasma GT-X with a unique twin high beam design. The low beam is a purple color shining at 5000K, while the high beam maintains Xtreme White performance at 3800K. A purple colored top-coat gives the headlamp a purple look even when the lamp is turned off.



#### H4 ION CRYSTAL

Technology:	Ion Crystal
Bulb Type:	H4
Wattage:	60/55W = 110/100W
Color Temp:	2500 Kelvin

Single Bulb	<b>820008</b>	<b>49.50</b>	G
-------------	---------------	--------------	---

PIAA's patented Ion Crystal technology is a brilliant way to improve your visibility in inclement weather conditions. The Ion Crystal puts out an amber/yellow light that's less reflective than white light to greatly reduce the amount of glare in extreme fog or blizzard-like conditions. Greater definition in snow makes this a superior snowmobile headlight bulb.



## PIAA POWERSPORTS

### H6M Bulb

#### H6M XTREME WHITE

Technology:	Xtreme White
Bulb Type:	H6M ATV/Scooter/Dirt Bike
Wattage:	35/35W = 60/60W
Color Temp:	4000 Kelvin

Single Bulb	<b>820000</b>	<b>37.99</b>	G
-------------	---------------	--------------	---

Using Xtreme White Technology for improved clarity and XTRA Technology for greater performance, the Xtreme White bulbs give a cool white light output which gives the rider better color recognition for better depth perception and contrast than conventional halogen lamps.

*This model is intended to replace H6M bulbs with a metal base, NOT the plastic coupler connector. Check your owner's manual*



## PIAA POWERSPORTS

### H7 Bulbs

#### H7 XTREME WHITE PLUS

Technology: Xtreme White Plus  
 Bulb Type: H7  
 Wattage: 55W = 110W  
 Color Temp: 4000 Kelvin

Single Bulb **820041** **49.99** G

Rated at 4000K and providing 110 watts of light from only 55W, these bulbs emit a brilliant Xtreme cool white light that illuminates road hazards and signs long before a normal halogen bulb would.



## PIAA POWERSPORTS

### H9 Bulb

#### H9 XTREME WHITE PLUS

Technology: Xtreme White Plus  
 Bulb Type: H9  
 Wattage: 65W = 120W  
 Color Temp: 4000 Kelvin

Single Bulb **820015** **54.99** G

Rated at 4000K and illuminating 120 watts of light from only a 65 watts draw, this bulb emits a brilliant Xtreme cool white beam that lights up road hazards and highway signs long before a normal halogen bulb would.



## PIAA POWERSPORTS

### H11 Bulb

#### H11 XTREME WHITE PLUS

Technology: Xtreme White Plus  
 Bulb Type: H11  
 Wattage: 55W = 110W  
 Color Temp: 4000 Kelvin

Single Bulb **820012** **54.95** G

Rated at 4000K and providing 110 watts of light from only 55W, these bulbs emit a brilliant Xtreme cool white light that illuminates road hazards and signs long before a normal halogen bulb would.



## PIAA POWERSPORTS

### HS1 Bulb

#### HS1 SUPER PLASMA GT-X

Technology: Super Plasma GT-X  
 Bulb Type: HS1  
 Wattage: 35/35W = 60/60W  
 Color Temp: 5000 Kelvin

Single Bulb **820010** **45.99** G

For the look of HID there is nothing closer than PIAA's new HS1 Super Plasma GT-X. The bulb shines at 5000K giving off a beautiful bluish-purple look. With XTRA technology this bulb delivers 60 watts, but only draws 35 watts.



accessories

body

handlebar & grips

cables & levers

exhaust

engine

fuel & intake

electrical & ignition

clutch

drive

bearings

brakes

steering & suspension

tires

tools & shop

- accessories
- body
- handlebar & grips
- cables & levers
- exhaust
- engine
- fuel & intake
- electrical & ignition
- clutch
- drive
- bearings
- brakes
- steering & suspension
- tires
- tools & shop

## PIAA POWERSPORTS

168 Bulb

### 168 XTREME WHITE

Technology: Xtreme White  
 Bulb Type: 168 Wedge  
 Wattage: 5W  
 Color Temp: 4150 Kelvin

Twin Pack **820018** 15.99 G

This wedge bulb has a wide range of applications that includes turn signals, side marker lights and instrumental lights. Using Xtreme white Technology for improved clarity and greater performance, the Xtreme White bulbs give a cool white light output with a sleek unified appearance.



## PIAA POWERSPORTS

1156 Bulb

### 1156 XTREME WHITE Single Filament

Technology: Xtreme White  
 Bulb Type: 1156  
 Wattage: 27W  
 Color Temp: 4150 Kelvin

Twin Pack **820020** 18.50 G

Match these bulbs to both headlights and other accessory lights for a sleek, uniform appearance. These bulbs are used for turn signals and stop lights to make you more visible for a safer and more enjoyable ride. Single Filament.



## PIAA POWERSPORTS

1157 Bulb

### 1157 XTREME WHITE Dual Filament

Technology: Xtreme White  
 Bulb Type: 1157  
 Wattage: 27W / 8W  
 Color Temp: 4150 Kelvin

Twin Pack **820021** 20.50 G

Match these bulbs to both headlights and other accessory lights for a sleek, uniform appearance. These bulbs are used for turn signals and stop lights to make you more visible for a safer and more enjoyable ride. Dual Filament.



## PIAA POWERSPORTS

9005 Bulbs

### 9005 XTREME WHITE PLUS

Technology: Xtreme White Plus  
 Bulb Type: 9005  
 Wattage: 60W = 120W  
 Color Temp: 4000 Kelvin

Single Bulb **820016** 49.95 G

Rated at 4000K and illuminating at 110 watts of light from only a 55 watt draw, this bulb emits a brilliant Xtreme cool white beam that lights up road hazards and highway signs long before a standard halogen bulb would.



## HALOGEN HEADLAMP BULBS

ARCTIC CAT | POLARIS | SKI DOO | YAMAHA - SEE APPLICATION GUIDE ON OPPOSITE PAGE

### ALL WEATHER

(AW) These bulbs are designed for rain, fog and snow and are just as bright as standard halogens. The all weather dichroic coating keeps the glare down from the elements.

### ALL WEATHER BLUE

(AWB) Same advantages as the all weather, plus the blue coating is more noticeable to oncoming traffic. Note: The coating does decrease the light output slightly.

### GOLD

(G) The biggest advantage is its ability to be seen by oncoming traffic.

### XENON BOOSTED

(XPB) Best performing lamp on clear nights, the xenon gas increases the light output to compensate for the special vycor blue coating. These combinations bring the light as close to daylight as possible.

BASE	WATTS	STD. BULB	STD. HALOGEN	LONG LIFE	HEAVY DUTY	BLUE	GOLD HALOGEN	ALL WEATHER	ALL WEATHER BLUE	ULTRA BRIGHT	XENON BOOSTED
PK22S/H3	35	---	120274	---	---	120267	---	---	---	---	---
PK22S/H3	55	---	---	---	---	120268	---	---	---	---	120269
PK22S/H3	100	---	120270	---	---	---	---	---	---	---	120271
SA/P43t/H4	45/45	---	120272	---	---	---	---	---	---	---	120273
SA/P43t/H4	60/60	GE6260SA	---	---	---	---	---	---	---	---	---
SA/P43t/H4	60/55	---	GE6260H	120258	GE6360H	120260	GE6260G	GE6260AW	GE6260AWB	120259	GE6260XPB
SA/P43t/H4	100/55	---	GE6263HD	---	---	---	---	---	---	---	---
SA/P43t/H4	100/80	---	GE6265HD	---	---	---	---	---	GE6265AWB	---	GE6263XPB
SA/P43t/H4	130/90	---	120261	---	---	---	---	---	---	---	---
BA/P45T	45/45	---	---	---	---	---	---	---	---	---	120816
BA/P45T	60/60	GE6260BA	---	---	---	---	---	---	---	---	---
BA/P45T	60/55	---	GE6370H	---	---	---	GE6360G	---	GE6360AWB	---	---
BA/P45T	100/55	---	GE6363HD	---	---	---	---	---	---	---	---
P29t/HB1	65/45	---	GE9004	---	---	---	---	---	GE9004AWB	---	GE9004XPB
PX29t/HB5	65/55	---	GE9007	---	---	---	---	---	GE9007AWB	---	GE9007XPB
PGJ13/894	37.5	---	GE894	---	---	120262	---	---	---	---	GE894XPB
PG13/885	50	---	GE885	---	---	---	---	---	---	120263	GE885XPB
881	27	---	GE881	---	---	---	---	---	---	---	---
886	50	---	GE886	---	---	---	---	---	---	---	---
PX26D/H7	55	---	120150	---	---	---	---	---	---	120264	---
PX26D/H7	80	---	120152	---	---	120153	---	---	---	---	120151
H9	65	---	120265	---	---	---	---	---	---	---	---
H13	60/55	---	120266	---	---	---	---	---	---	---	---
B	35-35	GE6235B	---	---	---	---	---	---	---	---	---
B	45-45	GE6245B	---	---	---	---	---	---	---	---	---
B	60	GE660B	---	---	---	---	---	---	---	---	---
J	25	GE625J	---	---	---	---	---	---	---	---	---
J	35	GE635J	---	---	---	---	---	---	---	---	---
S	45-45	GE6245S	---	---	---	---	---	---	---	---	---
S	60-60	GE6260S	---	---	---	---	---	---	---	---	---
Y	35-35	GE6235Y	---	---	---	---	---	---	---	---	---
880	27	GE880	---	---	---	---	---	---	---	---	---
T19/6V	N/A	GE3625	---	---	---	---	---	---	---	---	---
T19/12V	N/A	GE3650	---	---	---	---	---	---	---	---	---

120150	9.95 L	120267	6.95 L	GE6235Y	2.95 L	GE6263HD	12.95 L	GE881	8.95 L
120151	9.95 L	120268	9.95 L	GE6245B	2.95 L	GE6263XPB	12.95 L	GE885	8.95 L
120152	9.95 L	120269	9.95 L	GE6245S	5.95 L	GE6265AWB	9.95 L	GE885XPB	10.95 L
120153	9.95 L	120270	9.95 L	GE625J	2.00 L	GE6265HD	9.95 L	GE886	6.25 L
120258	9.95 L	120271	9.95 L	GE6260AW	10.40 L	GE635J	2.00 L	GE894	8.95 L
120259	11.95 L	120272	9.95 L	GE6260AWB	12.95 L	GE6360AWB	9.95 L	GE894XPB	8.95 L
120260	9.95 L	120273	9.95 L	GE6260BA	2.75 L	GE6360G	9.95 L	GE9004	8.95 L
120261	9.95 L	120274	8.95 L	GE6260G	8.95 L	GE6360H	9.95 L	GE9004AWB	9.95 L
120262	9.95 L	120816	14.95 L	GE6260H	6.95 L	GE6363HD	9.95 L	GE9004XPB	9.95 L
120263	9.95 L	GE3625	1.60 L	GE6260S	2.75 L	GE6370H	11.95 L	GE9007	9.95 L
120264	9.95 L	GE3650	1.60 L	GE6260SA	2.75 L	GE660B	2.95 L	GE9007AWB	9.95 L
120265	9.95 L	GE6235B	2.95 L	GE6260XPB	9.95 L	GE880	8.95 L	GE9007XPB	9.95 L
120266	9.95 L								

- accessories
- body
- handlebar & grips
- cables & levers
- exhaust
- engine
- fuel & intake
- electrical & ignition
- clutch
- drive
- bearings
- brakes
- steering & suspension
- tires
- tools & shop

# ELECTRICAL & IGNITION

- accessories
- body
- handlebar & grips
- cables & levers
- exhaust
- engine
- fuel & intake
- electrical & ignition
- clutch
- drive
- bearings
- brakes
- steering & suspension
- tires
- tools & shop

## K&S DELUXE HORN

- Available in chrome and black
- 6.5 cm, 2.56"
- 12 volt DC
- 105dB
- 1.5 amps



COLOR	PART #		
Black	760655	9.95	L
Chrome	760657	10.95	L

## K&S ECONOMY HORN

- Available in chrome and black
- 7 cm, 2.75"
- 12 volt DC
- 105dB
- 1.5 amps



COLOR	PART #		
Black	760653	8.95	L
Chrome	760654	8.95	L

## EMGO UNIVERSAL HORN W/SNAP ON COVER

- Universal 12 volt horn with snap on chrome plastic
- 93mm, 3.65"



Chrome 202000 16.95 L

## EMGO BLACK HORNS

- 70mm diameter



DESCRIPTION	PART #		
6 Volt	826413	6.95	L
12 Volt	202003	6.95	L

## EMGO REPLACEMENT HORN

- Universal 12V, 70mm diameter.
- Made from corrosion resistant steel.
- Classic Style and LOUD!



829084 14.95 L

## EMGO UNIVERSAL HORNS



6 VOLT		12 VOLT		INNER FACE COLOR	OUTER COLOR	COVER SIZE	MOUNTING BRACKET LENGTH	MOUNTING BRACKET WIDTH	MOUNTING BRACKET TYPE
826402	11.95 L	202001	11.95 L	----	BLACK	92MM	83MM	23MM	SINGLE HOLE
----		202002	12.95 L	BLACK	CHROME	93MM	69MM	27MM	SINGLE HOLE
826404	12.95 L	826405	12.95 L	BLACK	CHROME	102MM	40MM	50MM	DUAL HOLE
826406	12.95 L	826407	12.95 L	BLACK	----	102MM	83MM	23MM	SINGLE HOLE
----		826412	8.95 L	ZINC	CHROME	65MM	72MM	22MM	DUAL HOLE
----		826409	5.95 L	----	ZINK	72MM	66MM	22MM	SINGLE HOLE
826410	8.95 L	----		----	CHROME	72MM	66MM	22MM	SINGLE HOLE



# CLUTCH



# CLUTCH

## VESRAH CLUTCH FRICTION PLATE/ METAL PLATE SETS & HEAVY DUTY CLUTCH SPRING SETS

Vesrah clutch discs and springs are manufactured to OEM specifications. Each clutch disc is made from high density, high friction material which reduces expansion and fading. Heavy duty springs are heat treated.

**Note:** For complete rebuild, Qty (1) each of the friction plates, metal plates and spring sets are required per model.



## CLUTCH FRICTION PLATES

MODELS	NAME	YEAR	CLUTCH SET NO	PCS/SET			
<b>HONDA</b>							
CRF50F		04-15	VC-148	3	971017	21.95	L
XR50M	MOTARD	05-07	VC-150	3	971019	26.95	L
XR50R		00-03	VC-148	3	971017	21.95	L
Z50R	MINI TRIAL	86-87	VC-113	2	971004	12.95	L
Z50R	MINI TRIAL	88-00	VC-148	3	971017	21.95	L
CR60R	(DE01)	83	VC-151	4	971020	34.95	L
CRF70F		04-12	VC-148	3	971017	21.95	L
CT70	MINI	77-82	VC-148	3	971017	21.95	L
CT70	MINI	91-94	VC-148	3	971017	21.95	L
XR70R		97-03	VC-148	3	971017	21.95	L
CR80R		80-83	VC-151	4	971020	34.95	L
CR80R		84-02	VC-155	5	971024	43.95	L
CR80RB		00-02	VC-155	5	971024	43.95	L
CRF80F		04-15	VC-150	3	971019	26.95	L
XL80S		79-85	VC-150	3	971019	26.95	L
XR80		79-84	VC-150	3	971019	26.95	L
XR80R		85-88	VC-150	3	971019	26.95	L
XR80R		89	VC-105	3	971002	6.95	L
XR80R		90	VC-150	3	971019	26.95	L
XR80R		91-92	VC-150	3	971019	26.95	L
XR80R		93-03	VC-150	3	971019	26.95	L
CR85R		03-07	VC-155	5	971024	43.95	L
CR85RB	EXPERT	03-07	VC-155	5	971024	43.95	L
SL90	MOTOSPORT 90		VC-102	2	971000	10.95	L
SL90I			VC-102	2	971000	10.95	L
SL90II			VC-102	2	971000	10.95	L
CRF100F		04-13	VC-151	4	971020	34.95	L
XL100S		79-85	VC-151	4	971020	34.95	L
XR100	MOTARD M5/M6/M7/M8	05-07	VC-151	4	971020	34.95	L
XR100		81-84	VC-151	4	971020	34.95	L
XR100R		85-03	VC-151	4	971020	34.95	L
CR125R		00-04	VC-1028	8	971072	76.95	L
CR125R		05-06	VC-1028	8	971072	76.95	L
CR125R	ELSINORE	79-80	VC-183	6	-----		
CR125R	ELSINORE	81	VC-190	6	971045	52.95	L
CR125R		82	VC-175	7	971036	61.95	L
CR125R		83-85	VC-173	6	971035	52.95	L
CR125R		86	VC-175	7	971036	61.95	L
CR125R		87-99	VC-1000	7	971049	66.95	L
MTX125RWD		83	VC-186	5	971041	43.95	L
NXR125		05-09	VC-1013	5	971058	46.95	L
XL125S		79-85	VC-155	5	971024	43.95	L
CRF150F		03	VC-1036	6	971080	55.95	L
CRF150F		04-05	VC-1036	6	971080	55.95	L
CRF150F		06-15	VC-155	5	971024	43.95	L
CRF150R		06	VC-190	6	971045	52.95	L
CRF150R		07-09	VC-190	6	971045	52.95	L

# CLUTCH FRICTION PLATES

MODELS	NAME	YEAR	CLUTCH SET NO	PCS/SET			
<b>HONDA CONTINUED</b>							
CRF150R		10-15	VC-190	6	971045	52.95	L
CRF150RB		07	VC-190	6	971045	52.95	L
CRF150RB		08-09	VC-190	6	971045	52.95	L
CRF150RB		10-15	VC-190	6	971045	52.95	L
CRF150RII		06-09	VC-190	6	971045	52.95	L
CRF150RII		13-15	VC-190	6	971045	52.95	L
XL185S		79-83	VC-155	5	971024	43.95	L
DF200E		98-00	VC-155	5	971024	43.95	L
MTX200RW	(MD07)	83-85	VC-173	6	971035	52.95	L
TLR200	REFLEX	86-87	VC-155	5	971024	43.95	L
TR200	FATCAT	86-87	VC-155	5	971024	43.95	L
XL200R		83-84	VC-155	5	971024	43.95	L
XR200		80-84	VC-155	5	971024	43.95	L
XR200R		84-85	VC-186	5	971041	43.95	L
XR200R		86-88	VC-155	5	971024	43.95	L
XR200R		89	VC-155	5	971024	43.95	L
XR200R		90-91	VC-155	5	971024	43.95	L
XR200R		92	VC-155	5	971024	43.95	L
XR200R		93-02	VC-155	5	971024	43.95	L
CRF230F		03-16	VC-1036	6	971080	55.95	L
CRF230L		08-15	VC-1013	5	971058	46.95	L
CRF230M		09	VC-1013	5	971058	46.95	L
SL230		01-04	VC-1013	5	971058	46.95	L
SL230		97	VC-1013	5	971058	46.95	L
SL230		98	VC-1013	5	971058	46.95	L
SL230		99-00	VC-1013	5	971058	46.95	L
XL230	MC36	02	VC-1013	5	971058	46.95	L
XR230	MOTARD	05-10	VC-1013	5	971058	46.95	L
CR250R		03-07	VC-1016	8	971061	87.95	L
CR250R	ELSINORE	78-80	VC-157	7	971026	82.95	L
CR250R		81-82	VC-131	7	971006	90.95	L
CR250R		83	VC-170	7	971032	80.95	L
CR250R		84-86	VC-170	7	971032	80.95	L
CR250R		87-89	VC-170	7	971032	80.95	L
CR250R		90-02	VC-1016	8	971061	87.95	L
CRF250R		04-07	VC-1028	8	971072	76.95	L
CRF250R		08-15	VC-1040	8	971084	77.95	L
CRF250X		04-15	VC-1040	8	971084	77.95	L
NX250	AX-1	89	VC-173	6	971035	52.95	L
XL250R		84-87	VC-186	5	971041	43.95	L
XL250S		78-81	VC-152	4	971021	33.95	L
XR250		00-07	VC-173	6	971035	52.95	L
XR250		79-80	VC-152	4	971021	33.95	L
XR250III	BAJA	03	VC-173	6	971035	52.95	L
XR250L		91-96	VC-173	6	971035	52.95	L
XR250R		81-82	VC-153	5	971022	41.95	L
XR250R		84-85	VC-186	5	971041	43.95	L
XR250R		86-04	VC-173	6	971035	52.95	L
XR300R		10	VC-191	6	971046	49.95	L
XL350R		84-85	VC-188	6	971043	52.95	L
XR350R		83-84	VC-173	6	971035	52.95	L
XR400	MOTARD	05-08	VC-1004	7	971052	61.95	L
XR400M	SUPERMOTARD ND08/ C38E)	06-08	VC-1004	7	971052	61.95	L
XR400R		96-06	VC-175	7	971036	61.95	L
XR400SM	MOTARD	05	VC-1004	7	971052	61.95	L
CR450R	ELSINORE 450	81	VC-131	7	971006	90.95	L
CRF450R		02-10	VC-1016	8	971061	87.95	L
CRF450R		11-15	VC-1041	8	971085	87.95	L
CRF450X		05-15	VC-1016	8	971061	87.95	L
CR480R		82	VC-131	7	971006	90.95	L
CR480R		83	VC-170	7	971032	80.95	L
CR500R		84-89	VC-170	7	971032	80.95	L
CR500R		90-01	VC-1016	8	971061	87.95	L
XL500R		82	VC-140	7	971011	58.95	L

- accessories
- body
- handlebar & grips
- cables & levers
- exhaust
- engine
- fuel & intake
- electrical & ignition
- clutch**
- drive
- bearings
- brakes
- steering & suspension
- tires
- tools & shop

## CLUTCH FRICTION PLATES

MODELS	NAME	YEAR	CLUTCH SET NO	PCS/SET			
<b>HONDA CONTINUED</b>							
XL500S		79-81	VC-140	7	971011	58.95	L
XR500		79-80	VC-154	7	971023	57.95	L
XR500R		81-82	VC-154	7	971023	57.95	L
XR500R		83-84	VC-170	7	971032	80.95	L
XL600R		83-87	VC-170	7	971032	80.95	L
XL600V	TRANSALP	89-90	VC-1004	7	971052	61.95	L
XR600R		85-00	VC-170	7	971032	80.95	L
XL650	TRASSALP	00-07	VC-1020	7	971065	70.95	L
XR650L		93-15	VC-1020	7	971065	70.95	L
XR650R		00-07	VC-1030	7	971074	62.95	L
<b>KAWASAKI</b>							
KDX50		03-06	VC-345	2	971186	20.95	L
KX60		83-03	VC-438	5	971246	39.95	L
KX65		00-15	VC-438	5	971246	39.95	L
KX65	MONSTER ENERGY	09	VC-438	5	971246	39.95	L
KD80	MINI	80-88	VC-440	4	971247	31.95	L
KDX80	MINI	80-81	VC-440	4	971247	31.95	L
KDX80	MINI	82-88	VC-438	5	971246	39.95	L
KX80	MINI	79-80	VC-440	4	971247	31.95	L
KX80	MINI	81-84	VC-438	5	971246	39.95	L
KX80	MINI	85-87	VC-447	6	971251	46.95	L
KX80	BIG WHEEL	87	VC-447	6	971251	46.95	L
KX80	BIG WHEEL	88-94	VC-470	7	971263	88.95	L
KX80	MINI	88-97	VC-470	7	971263	88.95	L
KX80		98-00	VC-190	6	971045	52.95	L
KX85		01-15	VC-190	6	971045	52.95	L
KX85-II	LARGE WHEEL	08-15	VC-190	6	971045	52.95	L
KE100		76-01	VC-440	4	971247	31.95	L
KM100		76-81	VC-440	4	971247	31.95	L
KX100	KX100	09-15	VC-190	6	971045	52.95	L
KX100		95-97	VC-470	7	971263	88.95	L
KX100		98-08	VC-190	6	971045	52.95	L
KL110	KSR110	03-13	VC-438	5	971246	39.95	L
KL110	KSR-PRO	14-15	VC-438	5	971246	39.95	L
KLX110		02-15	VC-438	5	971246	39.95	L
KLX110L		10-15	VC-438	5	971246	39.95	L
KDX125	KDX125SR	90-97	VC-465	7	971260	103.95	L
KE125		76-83	VC-420	5	971239	59.95	L
KLX125	KLX125	03-06	VC-318	5	971169	39.95	L
KLX125	D-TRACKER 125	10-15	VC-1043	5	971087	51.95	L
KLX125	KLX125	10-15	VC-1043	5	971087	51.95	L
KLX125L		03-06	VC-318	5	971169	39.95	L
KMX125		86-87	VC-190	6	971045	52.95	L
KX125		78-81	VC-436	6	971245	70.95	L
KX125		82	VC-436	6	971245	70.95	L
KX125		83-84	VC-446	7	971250	82.95	L
KX125		85-87	VC-465	7	971260	103.95	L
KX125		90-92	VC-469	8	971262	115.95	L
KX125		94	VC-485	7	971273	105.95	L
KX125		95-96	VC-485	7	971273	105.95	L
KX125		97-05	VC-488	7	971276	94.95	L
KLX140	KLX140	08-15	VC-1013	5	971058	46.95	L
KLX140L	KLX140L	08-15	VC-1013	5	971058	46.95	L
KDX175		80-82	VC-436	6	971245	70.95	L
KE175		80-83	VC-420	5	971239	59.95	L
KDX200		83-85	VC-446	7	971250	82.95	L
KDX200		86-88	VC-465	7	971260	103.95	L
KDX200		89-93	VC-469	8	971262	115.95	L
KDX200		95-06	VC-486	8	971274	69.95	L
KMX200	(MX200A/E793)	88-90	VC-1036	6	971080	55.95	L
KDX220	KDX220R	97-05	VC-486	8	971274	69.95	L
KDX250		80-81	VC-451	6	971253	60.95	L
KDX250		82-84	VC-433	7	971243	70.95	L
KDX250	KDX250R	91-94	VC-471	8	971264	112.95	L

## CLUTCH FRICTION PLATES

MODELS	NAME	YEAR	CLUTCH SET NO	PCS/SET			
<b>KAWASAKI CONTINUED</b>							
KDX250		92-93	VC-471	8	971264	112.95	L
KL250	SUPER SHERPA	00-09	VC-465	7	971260	103.95	L
KL250	KLR250	78-81	VC-425	7	971242	75.95	L
KL250	KL250R	83-84	VC-425	7	971242	75.95	L
KL250	KLR250	85-05	VC-422	6	971241	64.95	L
KL250	SUPER SHERPA	97	VC-465	7	971260	103.95	L
KLX250		01-04	VC-465	7	971260	103.95	L
KLX250	D-TRACKER	01-07	VC-465	7	971260	103.95	L
KLX250	KLX250S	06-07	VC-465	7	971260	103.95	L
KLX250		08-15	VC-465	7	971260	103.95	L
KLX250	D-TRACKER X	08-15	VC-465	7	971260	103.95	L
KLX250	KLX250S	09-10	VC-465	7	971260	103.95	L
KLX250	KLX250SF	09-10	VC-465	7	971260	103.95	L
KLX250	KLX250S	12-15	VC-465	7	971260	103.95	L
KLX250		79-80	VC-425	7	971242	75.95	L
KLX250	KLX250R	94-96	VC-465	7	971260	103.95	L
KLX250S	KLX250S	11-13	VC-465	7	971260	103.95	L
KLX250S	TKLX250S	14-15	VC-465	7	971260	103.95	L
KX250		77-78	VC-451	6	971253	60.95	L
KX250		80-81	VC-451	6	971253	60.95	L
KX250		82	VC-433	7	971243	70.95	L
KX250		83	VC-433	7	971243	70.95	L
KX250		87-91	VC-471	8	971264	112.95	L
KX250		92-08	VC-458	8	971255	85.95	L
KX250F	KX250F	04-15	VC-493	8	971281	115.95	L
KLX300	KLX300R	97-07	VC-465	7	971260	103.95	L
KDX400		79-80	VC-451	6	971253	60.95	L
KLX400	KLX400SR	03-04	VC-395	8	971219	105.95	L
KDX420		81	VC-451	6	971253	60.95	L
KX420		80-81	VC-451	6	971253	60.95	L
KDX450		82	VC-451	6	971253	60.95	L
KLX450R		08-09	VC-1016	8	971061	87.95	L
KX450F		06-16	VC-1016	8	971061	87.95	L
KX500		83-84	VC-433	7	971243	70.95	L
KX500		87-04	VC-471	8	971264	112.95	L
KL600	KLR 600	84-86	VC-463	7	971259	76.95	L
KL650	KLR650	12-15	VC-463	7	971259	76.95	L
KL650	KLR650	87-95	VC-463	7	971259	76.95	L
KL650	TENGA	89-90	VC-463	7	971259	76.95	L
KL650	KLR650	96-11	VC-458	8	971255	85.95	L
KLX650	KLX650	93-96	VC-463	7	971259	76.95	L
KLX650	KLX650R	93-96	VC-463	7	971259	76.95	L
<b>KTM</b>							
SX125		11-15	VC-9007	7	971290	125.95	L
SX150		09-15	VC-9007	7	971290	125.95	L
XC150		10-15	VC-9007	7	971290	125.95	L
EXC200		04-13	VC-9007	7	971290	125.95	L
XC-W200		12-15	VC-9007	7	971290	125.95	L
EXC250		04-06	VC-9004	9	971288	127.95	L
EXC250	SIXDAYS	04-06	VC-9004	9	971288	127.95	L
SX250		05-12	VC-9004	9	971288	127.95	L
SX-F250		12	VC-9008	8	971291	143.95	L
XC250		06-12	VC-9004	9	971288	127.95	L
XC-F250		12	VC-9008	8	971291	143.95	L
XC-F-W250		12	VC-9008	8	971291	143.95	L
XC-W250		06-12	VC-9004	9	971288	127.95	L
XC-W300		06-12	VC-9004	9	971288	127.95	L
SX-F350	DIRT RACING	11	VC-9003	9	971287	149.95	L
SX-F350		11-12	VC-9003	9	971287	149.95	L
SX-F350	DIRT RACING	12-15	VC-9003	9	971287	149.95	L
SMR450		08-09	VC-9003	9	971287	149.95	L
SX-F450		08-09	VC-9003	9	971287	149.95	L
SX-F450	DIRT RACING	09-10	VC-9003	9	971287	149.95	L
SX-F450		10-11	VC-9003	9	971287	149.95	L
SX-F450	DIRT RACING	11-12	VC-9003	9	971287	149.95	L
SX-F450		12	VC-9003	9	971287	149.95	L

- accessories
- body
- handlebar & grips
- cables & levers
- exhaust
- engine
- fuel & intake
- electrical & ignition
- clutch**
- drive
- bearings
- brakes
- steering & suspension
- tires
- tools & shop

## CLUTCH FRICTION PLATES

MODELS	NAME	YEAR	CLUTCH SET NO	PCS/SET			
<b>KAWASAKI CONTINUED</b>							
SX-F450	DIRT RACING	13-15	VC-9003	9	971287	149.95	L
XC-F505		09	VC-9003	9	971287	149.95	L
XC-F505	DIRT RACING	09	VC-9003	9	971287	149.95	L
XC-F505		10	VC-9003	9	971287	149.95	L
XC-F505	DIRT RACING	10-11	VC-9003	9	971287	149.95	L
XC-F505		11	VC-9003	9	971287	149.95	L
XC-F505	DIRT RACING	12	VC-9003	9	971287	149.95	L
XC-F505		12	VC-9003	9	971287	149.95	L
XC-F505	DIRT RACING	13	VC-9003	9	971287	149.95	L
XC-F505		13-14	VC-9003	9	971287	149.95	L
XC-F505	DIRT RACING	14-15	VC-9003	9	971287	149.95	L
XC-F505		15	VC-9003	9	971287	149.95	L
SXC625		04-05	VC-9005	8	971289	120.95	L
ADVENTURE 950		04-05	VC-9001	11	971285	203.95	L
SUPER ENDURO 950R		06-09	VC-9001	11	971285	203.95	L
SUPERMOTO 950R		07	VC-9001	11	971285	203.95	L
<b>SUZUKI</b>							
JR50	MINI	80-06	VC-345	2	971186	20.95	L
RM50	MINI	80	VC-328	3	971174	23.95	L
TS50XK		91	VC-388	3	971212	29.95	L
RM60		03	VC-438	5	971246	39.95	L
RM60	MINI	80-83	VC-318	5	971169	39.95	L
RM65		03-05	VC-438	5	971246	39.95	L
DS80	MINI	80-00	VC-340	4	971183	31.95	L
JR80		01-07	VC-340	4	971183	31.95	L
RM80	MINI	80-81	VC-318	5	971169	39.95	L
RM80	MINI	82-83	VC-340	4	971183	31.95	L
RM80	MINI	84-85	VC-318	5	971169	39.95	L
RM80	MINI	86-88	VC-366	5	971199	65.95	L
RM80	MINI	89-01	VC-318	5	971169	39.95	L
RM85		02-15	VC-318	5	971169	39.95	L
RM85L		02-15	VC-318	5	971169	39.95	L
DR100		83-90	VC-318	5	971169	39.95	L
DS100		80-81	VC-318	5	971169	39.95	L
RM100	CONTENDER	80-81	VC-355	6	971191	47.95	L
SP100		83	VC-318	5	971169	39.95	L
TS100	NONCHO	73-81	VC-337	5	971181	42.95	L
DR-Z110		03-05	VC-438	5	971246	39.95	L
DR125		82-88	VC-318	5	971169	39.95	L
DR125SE		87	VC-318	5	971169	39.95	L
DR125SE	JEBEL 125	94-96	VC-318	5	971169	39.95	L
DR-Z125		03-14	VC-318	5	971169	39.95	L
DR-Z125L		03-15	VC-318	5	971169	39.95	L
DS125		80-81	VC-318	5	971169	39.95	L
RM125		03-09	VC-493	8	971281	115.95	L
RM125		80	VC-355	6	971191	47.95	L
RM125		81-85	VC-358	7	971193	55.95	L
RM125		86-87	VC-355	6	971191	47.95	L
RM125		88-91	VC-346	8	971187	83.95	L
RM125		92-02	VC-389	8	971213	95.95	L
SP125		86-88	VC-318	5	971169	39.95	L
TS125	DUSTER	74-81	VC-337	5	971181	42.95	L
TS125R		89-97	VC-355	6	971191	47.95	L
PE175	ENDURO	80-84	VC-358	7	971193	55.95	L
RS175		80-82	VC-358	7	971193	55.95	L
DS185		80	VC-355	6	971191	47.95	L
TS185	SIERRA	80-81	VC-355	6	971191	47.95	L
DF200E		97-99	VC-355	6	971191	47.95	L
DR200		86-88	VC-355	6	971191	47.95	L
DR200SE	JEBEL 200	96-13	VC-355	6	971191	47.95	L
SP200		86-88	VC-355	6	971191	47.95	L
DR250		90-93	VC-383	7	971207	86.95	L
DR250RX	DJEBEL 250XC	00-03	VC-1004	7	971052	61.95	L
DR250RX	DJEBEL 250XC	03-05	VC-1004	7	971052	61.95	L
DR250RX	DJEBEL 250XC	96-98	VC-1004	7	971052	61.95	L

## CLUTCH FRICTION PLATES

MODELS	NAME	YEAR	CLUTCH SET NO	PCS/SET			
<b>SUZUKI CONTINUED</b>							
DR250RXG	DJEBEL 250GP SVER	98-99	VC-1004	7	971052	61.95	L
DR250RXG	DJEBEL 250GP SVER	99-00	VC-1004	7	971052	61.95	L
DR250RXGL	DJEBEL 250GP SVER	98	VC-1004	7	971052	61.95	L
DR250RXL	DJEBEL 250XC	96-98	VC-1004	7	971052	61.95	L
DR250S		86	VC-343	5	971184	65.95	L
DR250S		90-92	VC-383	7	971207	86.95	L
DR250SE		93-94	VC-383	7	971207	86.95	L
DR-Z250		01-07	VC-1004	7	971052	61.95	L
PE250	ENDURO	80-81	VC-331	5	971176	59.95	L
RM250	CHAMPION	03-05	VC-398	8	971222	107.95	L
RM250	CHAMPION	06-09	VC-3007	8	971231	107.95	L
RM250	CHAMPION	76-78	VC-331	5	971176	59.95	L
RM250	CHAMPION	80-85	VC-331	5	971176	59.95	L
RM250	CHAMPION	86-87	VC-373	6	971202	85.95	L
RM250	CHAMPION	88-91	VC-365	8	971198	98.95	L
RM250	CHAMPION	92-93	VC-387	9	971211	104.95	L
RM250	CHAMPION	94-95	VC-365	8	971198	98.95	L
RM250	CHAMPION	96-02	VC-458	8	971255	85.95	L
RM250XC	CHAMPION	09	VC-3007	8	971231	107.95	L
RMX250		89-91	VC-365	8	971198	98.95	L
RMX250		92-93	VC-387	9	971211	104.95	L
RMX250		94-00	VC-365	8	971198	98.95	L
RM-Z250		04-16	VC-493	8	971281	115.95	L
RS250		80-81	VC-331	5	971176	59.95	L
SP250		82-83	VC-343	5	971184	65.95	L
SP250		85	VC-343	5	971184	65.95	L
DR350		90-00	VC-383	7	971207	86.95	L
DR350S		90-93	VC-383	7	971207	86.95	L
DR350SE		94-99	VC-383	7	971207	86.95	L
DR400		80	VC-332	6	971177	70.95	L
DR400S		80-81	VC-332	6	971177	70.95	L
DR-Z400		00-06	VC-395	8	971219	105.95	L
DR-Z400E		00-07	VC-395	8	971219	105.95	L
DR-Z400S		00-15	VC-395	8	971219	105.95	L
DR-Z400SM		05-15	VC-395	8	971219	105.95	L
DR-Z400SMZ		07	VC-395	8	971219	105.95	L
PE400	ENDURO	80-81	VC-332	6	971177	70.95	L
RM400		80	VC-332	6	971177	70.95	L
SP400		80	VC-332	6	971177	70.95	L
RM-X450		05-15	VC-398	8	971222	107.95	L
RM-X450Z		10-15	VC-398	8	971222	107.95	L
RM-Z450		05-16	VC-398	8	971222	107.95	L
RM465	APACHE	81-82	VC-336	8	971180	94.95	L
DR500		81-83	VC-344	6	971185	72.95	L
RM500		83-84	VC-336	8	971180	94.95	L
SP500		81-83	VC-344	6	971185	72.95	L
SP600		85	VC-344	6	971185	72.95	L
DR650R		90-91	VC-384	7	971208	85.95	L
DR650RSE		91	VC-373	6	971202	85.95	L
DR650S		90-93	VC-384	7	971208	85.95	L
DR650SE		94-95	VC-384	7	971208	85.95	L
DR650SE		96-15	VC-379	8	971203	96.95	L
DR750S	BIG(SR41B/E777)	88	VC-379	8	971203	96.95	L
<b>YAMAHA</b>							
DT50LC		88-90	VC-206	3	971089	22.95	L
TT-R50E		06-15	VC-102	2	971000	10.95	L
YZ50		80	VC-206	3	971089	22.95	L
YZ60	MINI	81-83	VC-265	4	971110	31.95	L
DT80		81-83	VC-206	3	971089	22.95	L
MX80	MINI	81-82	VC-206	3	971089	22.95	L
PW80	Y-ZINGER MINI	93-10	VC-278	6	971120	49.95	L
YZ80	COMPETITION	80	VC-243	4	971098	30.95	L
YZ80	COMPETITION	81-85	VC-266	5	971111	39.95	L
YZ80	COMPETITION	86-94	VC-288	6	971128	58.95	L
YZ80	COMPETITION	95-01	VC-2014	7	971148	54.95	L
YZ85		02-15	VC-2014	7	971148	54.95	L

- accessories
- body
- handlebar & grips
- cables & levers
- exhaust
- engine
- fuel & intake
- electrical & ignition
- clutch**
- drive
- bearings
- brakes
- steering & suspension
- tires
- tools & shop

## CLUTCH FRICTION PLATES

MODELS	NAME	YEAR	CLUTCH SET NO	PCS/SET			
<b>YAMAHA CONTINUED</b>							
TT-R90		00-07	VC-2019	5	971153	35.95	L
TT-R90E		03-07	VC-2019	5	971153	35.95	L
DT100		80-83	VC-254	5	971106	38.95	L
MX100		80-83	VC-254	5	971106	38.95	L
RT100		92-00	VC-254	5	971106	38.95	L
YZ100		80-82	VC-229	5	971093	54.95	L
TT-R110E		08-15	VC-2019	5	971153	35.95	L
DT125		80-81	VC-236	5	971096	62.95	L
DT125LC	(10V 26F)	82	VC-299	6	971136	46.95	L
IT125		80-81	VC-229	5	971093	54.95	L
TT-R125		00-04	VC-254	5	971106	38.95	L
TT-R125E		04-09	VC-254	5	971106	38.95	L
TT-R125L		00-08	VC-254	5	971106	38.95	L
TT-R125LE		04-15	VC-254	5	971106	38.95	L
TT-R125LW		00	VC-254	5	971106	38.95	L
TW125		99-04	VC-229	5	971093	54.95	L
TY125		80	VC-229	5	971093	54.95	L
XT125		82-83	VC-256	4	971107	43.95	L
YZ125	COMPETITION	80-81	VC-229	5	971093	54.95	L
YZ125	COMPETITION	88-90	VC-2004	7	971141	87.95	L
YZ125	COMPETITION	91-92	VC-2007	7	971143	72.95	L
YZ125	COMPETITION	93-16	VC-2011	8	971146	77.95	L
DT175		80-81	VC-245	6	971100	74.95	L
IT175	RACER	80-83	VC-235	6	971095	65.95	L
RT180		90-93	VC-245	6	971100	74.95	L
RT180		95-98	VC-245	6	971100	74.95	L
BW200	BIG WHEEL	85-86	VC-290	5	971130	56.95	L
BW200E	BIG WHEEL	86-88	VC-290	5	971130	56.95	L
IT200	COMPETITION	86	VC-235	6	971095	65.95	L
TW200	TRAILWAY	87-15	VC-229	5	971093	54.95	L
TW200E	TRAILWAY	98	VC-229	5	971093	54.95	L
XT200		83	VC-229	5	971093	54.95	L
TT225		86-87	VC-292	6	971131	67.95	L
TT225		99	VC-292	6	971131	67.95	L
TT-R225		99-04	VC-292	6	971131	67.95	L
TW225E		02-07	VC-229	5	971093	54.95	L
XT225	SEROW	01-07	VC-235	6	971095	65.95	L
XT225	SEROW	92-00	VC-292	6	971131	67.95	L
XT225WE	SEROW	02-03	VC-235	6	971095	65.95	L
TT-R230		05-15	VC-292	6	971131	67.95	L
IT250		80	VC-250	5	971103	55.95	L
IT250		81-82	VC-281	7	971123	77.95	L
IT250		83	VC-269	7	971113	82.95	L
TT250		80-82	VC-267	6	971112	67.95	L
TT-R250		99-06	VC-2007	7	971143	72.95	L
WR250F		01-02	VC-2021	9	971155	84.95	L
WR250F		04-15	VC-2021	9	971155	84.95	L
WR250R		11-15	VC-2007	7	971143	72.95	L
WR250X		11-15	VC-2007	7	971143	72.95	L
WR250Z		91-93	VC-2005	7	971142	73.95	L
WR250Z		94-98	VC-280	8	971122	113.95	L
XG250	TRICKER	14-15	VC-2031	6	971164	62.95	L
XG250	TRICKER	15	VC-2031	6	971164	62.95	L
XT250	SEROW 250	09-15	VC-2031	6	971164	62.95	L
XT250		80-83	VC-267	6	971112	67.95	L
XT250		84	VC-276	5	971119	55.95	L
XT250X		08-15	VC-2031	6	971164	62.95	L
YZ250	COMPETITION	80	VC-244	6	971099	66.95	L
YZ250	COMPETITION	81	VC-281	7	971123	77.95	L
YZ250	COMPETITION	82-84	VC-273	6	971116	70.95	L
YZ250	COMPETITION	85-87	VC-269	7	971113	82.95	L
YZ250	COMPETITION	88-92	VC-2005	7	971142	73.95	L
YZ250	COMPETITION	93-16	VC-280	8	971122	113.95	L
YZ250F	COMPETITION	01-16	VC-2021	9	971155	84.95	L
YZ250FX		15	VC-2021	9	971155	84.95	L



## CLUTCH FRICTION PLATES

MODELS	NAME	YEAR	CLUTCH SET NO	PCS/SET			
<b>YAMAHA CONTINUED</b>							
YZ250WR	COMPETITION	90	VC-2005	7	971142	73.95	L
TT350		86-87	VC-287	7	971127	76.95	L
TY350		85-86	VC-273	6	971116	70.95	L
XT350		85-00	VC-287	7	971127	76.95	L
WR400F		98-00	VC-2015	8	971149	78.95	L
YZ400F		98-99	VC-2015	8	971149	78.95	L
IT425		80	VC-281	7	971123	77.95	L
WR426F		01-02	VC-2020	9	971154	86.95	L
YZ426F		00	VC-2018	9	971152	94.95	L
YZ426F		01-02	VC-2020	9	971154	86.95	L
WR450F		04	VC-2018	9	971152	94.95	L
WR450F		05-15	VC-280	8	971122	113.95	L
YZ450F		03-06	VC-2018	9	971152	94.95	L
YZ450F		07-16	VC-280	8	971122	113.95	L
YZ465		80-81	VC-281	7	971123	77.95	L
IT490		83-84	VC-269	7	971113	82.95	L
YZ490		82-90	VC-269	7	971113	82.95	L
WR500Z		92-93	VC-269	7	971113	82.95	L
XT500		81-82	VC-228	8	971092	78.95	L
XT500		83	VC-275	8	971118	78.95	L
XT550		82	VC-257	8	971108	78.95	L
TT600		83-86	VC-275	8	971118	78.95	L
XT600		84-89	VC-275	8	971118	78.95	L
XT600E		90-95	VC-275	8	971118	78.95	L



## CLUTCH STEEL PLATES

MODELS	NAME	YEAR	YEAR CODE	SET Q'TY	STEEL CLUTCH PLATE SET		
<b>HONDA</b>							
CR60R	(DE01)	83-84	D,E	3	983952	20.95	L
CR80R		80-83		3	983952	20.95	L
CR80R		85-87		4	971296	18.95	L
CR80R		90-02		4	983953	27.95	L
CR80RB		00-02		4	983953	27.95	L
CRF80F		04-15		2	983951	13.95	L
XL80S		80-85		2	983951	13.95	L
XR80		79-84		2	983951	13.95	L
XR80R		85-88		2	983951	13.95	L
XR80R		90		2	983951	13.95	L
XR80R		91		2	983951	13.95	L
XR80R		93-03		2	983951	13.95	L
CR85R		03-07		4	983953	27.95	L
CR85RB	Expert	03-07		4	983953	27.95	L
CRF100F		04-13		3	983952	20.95	L
XL100S		79-85		3	983952	20.95	L
XR100		81-84		3	983952	20.95	L
XR100R		85-03		3	983952	20.95	L
CR125R		00-04		7	971346	67.95	L
CR125R		05-06		7	971346	67.95	L
CR125R	Elsinore	81		5	971297	21.95	L
CR125R		83-85		5	971298	48.95	L
CR125R		86		6	971299	58.95	L
CR125R		87-99		6	971299	58.95	L
XL125S		79-85		4	983953	27.95	L
CRF150R		06		5	971358	27.95	L
CRF150R		07-09		5	971358	27.95	L
CRF150R		10-15		5	971358	27.95	L
CRF150RB		07		5	971358	27.95	L
CRF150RB		08-09		5	971358	27.95	L
CRF150RB		10-15		5	971358	27.95	L
CRF150RII		06-09		5	971358	27.95	L

- accessories
- body
- handlebar & grips
- cables & levers
- exhaust
- engine
- fuel & intake
- electrical & ignition
- clutch**
- drive
- bearings
- brakes
- steering & suspension
- tires
- tools & shop

## CLUTCH STEEL PLATES

MODELS	NAME	YEAR	YEAR CODE	SET Q'TY	STEEL CLUTCH PLATE SET	
<b>HONDA CONTINUED</b>						
CRF150RII		13-15		5	971358	27.95 L
XL185S		79-83		4	983953	27.95 L
DF200E		98-00	V,W,Y	4	983953	27.95 L
XL200R		83-84		4	983953	27.95 L
XR200		80-84		4	983953	27.95 L
XR200R		84-85		4	971300	26.95 L
XR200R		86-88		4	983953	27.95 L
XR200R		89		4	983953	27.95 L
XR200R		90-91		4	983953	27.95 L
XR200R		92		4	983953	27.95 L
XR200R		93-02		4	983953	27.95 L
CRF230L		08-15		4	983953	27.95 L
CRF230M		09		4	983953	27.95 L
CR250R		03-07		7	971336	75.95 L
CR250R	Elsinore	78-80		7	971330	54.95 L
CR250R		81-83		6	971313	34.95 L
CR250R		84-86		6	971308	68.95 L
CR250R		87-89		6	971308	68.95 L
CR250R		90-93		7	971309	79.95 L
CR250R		94-02		7	971336	75.95 L
CRF250R		04-15		7	971355	45.95 L
CRF250X		04-15		7	971355	45.95 L
NX250	AX-1	88-90		5	971301	32.95 L
XL250R		82-83		4	971328	31.95 L
XL250R		84-87		4	971300	26.95 L
XL250S		80-81		3	971327	23.95 L
XR250		80		3	971327	23.95 L
XR250L		91-96		5	971301	32.95 L
XR250R		81-82		4	971328	31.95 L
XR250R		84-85		4	971300	26.95 L
XR250R		86-04		5	971301	32.95 L
XR300R		10		5	971301	32.95 L
XL350R		84-85		5	971301	32.95 L
XR350R		83-85		5	971301	32.95 L
XR400R		96-06		6	983954	43.95 L
CR450R	Elsinore 450	81		6	971313	34.95 L
CR480R		82		6	971313	34.95 L
CR480R		83		6	971307	54.95 L
CR500R		84-89		6	971308	68.95 L
CR500R		90-01		7	971309	79.95 L
XL500R		82		6	971306	19.95 L
XL500S		79-81		6	971306	19.95 L
XR500		79-80		6	971306	19.95 L
XR500R		81-82		6	971306	19.95 L
XR500R		83-84		6	971307	54.95 L
XL600R		83-87		6	971307	54.95 L
XL600V	Transalp	89-90		6	971305	34.95 L
XR600R		85-00		6	971307	54.95 L
XR650L		98-15		6	971307	54.95 L
XR650R		00-07		6	971307	54.95 L
<b>KAWASAKI</b>						
KX60		83-84	A1,A2	4	971417	23.95 L
KX60		89-03	B5,B6,B7,B8,B9,B10,B11,B12,B13,B14,B15,B16,B17,B18,B19	4	971417	23.95 L
KX65		00	A1	4	971442	25.95 L
KX65		02-15	A3,A4,A5,A6,A6F,A7F,B7F,A8F,A9F,AAF,ABF,ACF,ADF,AEF,AFF	4	971442	25.95 L
KX65	Monster Energy	09	A9FA	4	971442	25.95 L
KD80	Mini	80-90	M1,M2,M3,M4,M5,M6,M7,M8,N1,N2,N3	3	971416	17.95 L
KDX80	Mini	80-81	A1,A2	3	971416	17.95 L
KDX80	Mini	82-88	B2,B3,C1,C2,C3,C4,C5	4	971417	23.95 L
KX80	Mini	79-80	A1,A2	3	971416	17.95 L
KX80	Mini	81-84	C1,C2,E1,E2	4	971417	23.95 L

**CLUTCH STEEL PLATES**

MODELS	NAME	YEAR	YEAR CODE	SET Q'TY	STEEL CLUTCH PLATE SET	
<b>KAWASAKI CONTINUED</b>						
KX80	Mini	85-87	E3,G1,G2	5	971418	29.95 L
KX80	Big Wheel	87	J2	5	971418	29.95 L
KX80	Big Wheel	88-90	N1,N2,N3	6	971419	34.95 L
KX80	Mini	88-90	L1,L2,L3	6	971419	34.95 L
KX80	Big Wheel	91-94	T1,T2,T3,T4	5	971418	29.95 L
KX80	Mini	91-97	R1,R2,R3,R4,R5,R6,R7	5	971418	29.95 L
KX80		98-00	W1,W2,W3	5	971441	30.95 L
KX85		01-15	A1,A2,A3,A4,A5,A6F,A7F,A8F,A9F,A9FA,AAF,ABF,ACF,ADF,C EF,CFF	5	971441	30.95 L
KX85-II	Large Wheel	08-15	B8F,B9F,B9FA,AA,AB,BB,AC,AD,DEF,DFF	5	971441	30.95 L
KE100		82-01	B1,B2,B3,B4,B5,B6,B7,B8,B9,B10,B11,B12,B13,B14,B15,B16,B17,B18,B19,B20	3	971416	17.95 L
KM100		76-81	A1,A2,A3,A4,A6,A7	3	971416	17.95 L
KX100	KX100	09-15	D9F/D9FA,DAF,DBF,DCF,DDF,EDF,FEF,FFF	5	971441	30.95 L
KX100		95-97	B5,B6,B7	5	971418	29.95 L
KX100		98-08	C1,C2,C3,D1,D2,D3,D4,D5,D6F,D7F,D8F	5	971441	30.95 L
KL110	KSR110	06-13	A6F,A6FA,A7F,A8F,A9F,AAF,ABF,ACF,ADF,DDF	4	971442	25.95 L
KL110	KSR-PRO	14-15	EEF,EFF	4	971442	25.95 L
KLX110		02-15	A1,A2,A3,A4,A6F,A7F,A8F,A9F,CAF,CBF,CCF,CDF,CEF,DEF	4	971442	25.95 L
KLX110L		10-15	DAF,DBF,DCF,DDF,DEF,DFF	4	971442	25.95 L
KE125		76-83	A3,A4,A5,A6,A7,A8,A9,A10	4	971399	25.95 L
KLX125	KLX125	03-06	A1,A2,A3,A6F	4	971363	25.95 L
KLX125L		03-06	B1,B2,B3,B6F	4	971363	25.95 L
KX125		78-81	A4,A5,A6,A7	5	971400	31.95 L
KX125		83	B2	6	971401	37.95 L
KX125		85-87	D1,E1,E2	6	971430	45.95 L
KX125		90-91	H1,H2	7	971431	53.95 L
KX125		92	J1	7	971436	52.95 L
KX125		93	J2	7	971433	40.95 L
KX125		94-05	K1,K2,K3,K4,K5,L1,L2,L3,L4,M1,M2,M3	6	983958	40.95 L
KDX175		80-82	A1,A2,A3	5	971400	31.95 L
KE175		80-83	D2,D3,D4,D5	4	971399	25.95 L
KDX200		86-87	C1,C2	6	971425	25.95 L
KDX200		88	C3	6	971430	45.95 L
KDX200		89-94	E1,E2,E3,E4,E5,E6	6	971425	25.95 L
KDX200		95-06	H1,H2,H3,H4,H5,H6,H7,H8,H9,H10,H11,H6F	7	971428	31.95 L
KDX220	KDX220R	97-05	A4,A5,A6,A7,A8,A9,A10,A11,A12	7	971428	31.95 L
KDX250		82-84	B2,B3,B4	6	971420	40.95 L
KDX250	KDX250R	91-94	D1,D2,D3,D4	7	971435	37.95 L
KDX250		92-93	F2,F3	7	971435	37.95 L
KL250	Super Sherpa	00-04	G4,G5,G6,G7,G8	6	971437	35.95 L
KL250	Super Sherpa	06-09	H6F,H7F,H8,G9F	6	971437	35.95 L
KL250	KLR250	78-82	A1/A1A,A2,A3,A4,A5	6	983958	40.95 L
KL250	KL250R	83-84	C1,C2	6	983958	40.95 L
KL250	KLR250	85-05	D2,D3,D4,D5,D6,D7,D8,D9,D10,D11,D12,D13,D14,D15,D16,D17,D18,D19,D20,D21,D22	5	971426	31.95 L
KLX250	D-Tracker	06-07	M6,M7	6	971437	35.95 L
KLX250	KLX250S	06-07	H6,H7	6	971437	35.95 L
KLX250		08-09	S8F,S9F	6	971437	35.95 L
KLX250	D-Tracker X	08-15	V8F,V9F,VAF,VBF,VCF,VDF,VEF,VFF	6	971437	35.95 L
KLX250	KLX250S	09-10	T9F,SAF	6	971437	35.95 L
KLX250	KLX250SF	09-10	W9F,WAF	6	971437	35.95 L
KLX250		10-15	TAF,TBF,TCF,TDF,TEF,TFF	6	971437	35.95 L
KLX250	KLX250S	12-15	SCF,SDF,SEF,SFF	6	971437	35.95 L
KLX250		79-80	A1,A2	6	983958	40.95 L

- accessories
- body
- handlebar & grips
- cables & levers
- exhaust
- engine
- fuel & intake
- electrical & ignition
- clutch**
- drive
- bearings
- brakes
- steering & suspension
- tires
- tools & shop

## CLUTCH STEEL PLATES

MODELS	NAME	YEAR	YEAR CODE	SET Q'TY	STEEL CLUTCH PLATE SET	
<b>KAWASAKI CONTINUED</b>						
KLX250	KLX250R	94-96	D2,D3,D4	1	971437	35.95 L
KLX250S	KLX250S	11-13	TBF,TCF,TFD	6	971437	35.95 L
KLX250S	TKLX250S	14-15	TEF,TFF	6	971437	35.95 L
KX250		82	B1	6	971420	40.95 L
KX250		83	C1	6	971420	40.95 L
KX250		85-86	D1,D2	7	971421	46.95 L
KX250		87-90	E1,F1,G1,H1	7	971429	76.95 L
KX250		91	H2	7	971435	37.95 L
KX250F	KX250F	04-15	N1,N2,T6,T7,T8,W9,XAF,YBF,YCF,YDF,ZDF,ZEF,ZFF	7	971446	42.95 L
KLX300	KLX300R	97-07	A2,A3,A4,A5,A6,A7,A8,A9,A10,A6F,A7F,A7FL	6	971437	35.95 L
KLX450R		08-09	A8F,A9F	7	971435	37.95 L
KX450F		06-16	D6F,D7F,D8F,E9F,FAF,FBF,FCF,FDF,FEF,FFF,HGF	7	971435	37.95 L
KX500		83-84	A1,A2	6	971420	40.95 L
KX500		85-86	B1,B2	7	971421	46.95 L
KX500		87-04	C1,D1,E1,E2,E3,E4,E5,E6,E7,E8,E9,E10,E11,E12,E13,E14,E15,E16	7	971429	76.95 L
KL600	KLR 600	84-86	A1,B1,B2	6	971408	36.95 L
KL650	KLR650	06-11	A6F,A7F,E8F,E9F,EA,F,EBF	7	971424	51.95 L
KL650	KLR650	87-95	A1,A2,A3,A4,A5,A6,A7,A8,A9	6	971423	43.95 L
KL650	Tengai	90-91	B2,B3	6	971423	43.95 L
KL650	KLR650	96-00	A10,A11,A12,A13,A14	7	971424	51.95 L
KLX650	KLX650	93-96	C1,C2,C3,C4	6	971423	43.95 L
KLX650	KLX650R	93-96	A1,A2,A3,D1	6	971423	43.95 L
<b>KTM</b>						
EXC200		04-13			985052	33.95 L
XC-W200		12-15		6	985052	33.95 L
SX-F250		12		7	985053	31.95 L
XC-F250		12		7	985053	31.95 L
XC-F-W250		12		7	985053	31.95 L
Adventure 950		04-05		10	985054	38.95 L
Super Enduro 950R		06-09		10	985054	38.95 L
Supermoto 950R		07		10	985054	38.95 L
<b>SUZUKI</b>						
RM50	Mini	80	T	2	971361	12.95 L
RM60		03	K3	4	985055	73.95 L
RM60	Mini	80-83	T,X,Z,D	4	971363	25.95 L
RM65		04-05	K4,K5	4	971442	25.95 L
DS80	Mini	80-00	T,X,Z,D,E,F,G,H,J,K,L,M,N,P,R,S,T,V,W,X,Y	3	971362	18.95 L
JR80		01-07	K1,K2,K3,K4,K5,K6,K7	3	971362	18.95 L
RM80	Mini	80-81	T,X	4	971363	25.95 L
RM80	Mini	82-83	Z,D	3	971362	18.95 L
RM80	Mini	84-85	E,F	4	971363	25.95 L
DR100		83-90	D,E,F,G,H,J,K,L	4	971363	25.95 L
DS100		80-81	T,X	4	971363	25.95 L
SP100		83	D	4	971363	25.95 L
DR-Z110		03-05	K3,K4,K5	4	971442	25.95 L
DR125		82-88	Z,D,E,F/FC,G,H,J	4	971363	25.95 L
DR125SE	Jebel 125	94-96	R,S,T	4	971363	25.95 L
DR-Z125		03-14	K3,K4,K5,K6,K7,K8,K9,L0,L1,L2,L3,L4	4	971363	25.95 L
DR-Z125L		03-15	K3,K4,K5,K6,K7,K8,K9,L0,L1,L2,L3,L4,L5	4	971363	25.95 L
RM125		81-85	X,Z,D,E,F	6	971365	37.95 L
RM125		86-87	G,H	5	971364	31.95 L
RM125		92-09	N,P,R,S,T,V,W,X,Y,K1,K2,K3,K4,K5,K6,K7,K8,K9	7	971372	42.95 L
SP125		86-88	G,H,J	4	971363	25.95 L
PE175	Enduro	80-84	T,X,Z,D,E	6	971365	37.95 L
RS175		80-82	T,X,Z	6	971365	37.95 L
DS185		80	T	5	971364	31.95 L

# CLUTCH STEEL PLATES

MODELS	NAME	YEAR	YEAR CODE	# IN SET	STEEL CLUTCH PLATE SET	
<b>SUZUKI CONTINUED</b>						
DF200E		97-99	V,W,X	5	971364	31.95 L
DR200		86-88	G,H,J	5	971364	31.95 L
SP200		86-88	G,H,J	5	971364	31.95 L
DR250		90-93	L,M,N,P	6	971367	36.95 L
DR250RX	Djebel 250XC	06	K6	6	971381	33.95 L
DR250S		90-92	L,M,N	6	971367	36.95 L
DR250SE		93-94	P,R	6	971367	36.95 L
DR-Z250		01-07	K1,K2,K3,K4,K5,K6,K7	6	971381	33.95 L
RM250	Champion	88-91	J,K,L,M	7	971368	42.95 L
RM250	Champion	92-93	N,P	8	971369	48.95 L
RM250	Champion	94-95	R,S	7	971368	42.95 L
RM250	Champion	96-09	T,V,W,X,Y,K1,K2,K3,K4,K5,K6,K7,K8,K9	7	971380	36.95 L
RM250XC	Champion	09	K9	7	971380	36.95 L
RMX250		89-91	K,L,M	7	971368	42.95 L
RMX250		92-93	N,P	8	971369	48.95 L
RMX250		94-00	R,S,T,V,W,X,Y	7	971368	42.95 L
RM-Z250		07-16	K7,K8,K9,L0,L1,L2,L3,L4,L5,L6	7	985056	50.95 L
DR350		90-99	L,M,N,P,R,S,T,V,W,X	6	971367	36.95 L
DR350S		90-93	L,M,N,P	6	971367	36.95 L
DR350SE		94-99	R,S,T,V,W,X	6	971367	36.95 L
DR400		80	T	5	971377	30.95 L
DR400S		80-81	T,X	5	971377	30.95 L
DR-Z400		00-06	Y,K1,K2,K3,K4,K5,K6	7	985057	57.95 L
DR-Z400E		00-07	Y,K1,K2,K3,K4,K5,K6,K7	7	985057	57.95 L
DR-Z400S		00-15	Y,K1,K2,K3,K4,K5,K6,K7,K8,K9,L0,L1,L2,L3,L4,L5	7	985057	57.95 L
DR-Z400SM		05-15	K5,K6,K7,K8,K9,L0,L1,L2,L3,L4,L5	7	985057	57.95 L
DR-Z400SMZ		07	K7	7	985057	57.95 L
PE400	Enduro	80-81	T,X	5	971377	30.95 L
RM-X450		06-15	K6,K7,K8,K9,L0,L1,L2,L3,L4,L5	7	985058	58.95 L
RM-X450Z		10-15	L0,L1,L2,L3,L4,L5	7	985058	58.95 L
RM-Z450		06-16	K6,K7,K8,K9,L0,L1,L2,L3,L4,L5,L6	7	985058	58.95 L
RM465	Apache	81-82	X,Z	7	971368	42.95 L
RM500		83-84	D,E	7	971368	42.95 L



## CLUTCH SPRING KITS



MODELS	NAME	YEAR	YEAR CODE	CLUTCH SPRING	PART #	
<b>HONDA</b>						
Z50A	MINI TRIAL	76-78		SK-136	971480	8.95 L
Z50R	MINI TRIAL	79-87		SK-136	971480	8.95 L
CR60R	(DE01)	83-84	D,E	SK-131	971475	8.95 L
CRF70F		04-12		SK-115	971463	7.95 L
CT70	MINI	77-82		SK-115	971463	7.95 L
CT70	MINI	91-94		SK-115	971463	7.95 L
XR70R		97-03		SK-115	971463	7.95 L
XL75	MINI	77-79		SK-131	971475	8.95 L
XR75		73-74		SK-138	971482	8.95 L
XR75		76		SK-138	971482	8.95 L
XR75K1		74		SK-138	971482	8.95 L
XR75K2		75		SK-138	971482	8.95 L
CR80R		80-82		SK-131	971475	8.95 L
CR80R		83-84		SK-139	971483	8.95 L
CR80R		85-02		SK-149	971492	9.95 L
CR80RB		00-02		SK-149	971492	9.95 L
CRF80F		04		SK-147	971490	9.95 L
CRF80F		05-15		SK-139	971483	8.95 L
XL80S		80-85		SK-129	971474	8.95 L
XR80		79-84		SK-129	971474	8.95 L

- accessories
- body
- handlebar & grips
- cables & levers
- exhaust
- engine
- fuel & intake
- electrical & ignition
- clutch**
- drive
- bearings
- brakes
- steering & suspension
- tires
- tools & shop

## CLUTCH SPRING KITS

MODELS	NAME	YEAR	YEAR CODE	CLUTCH SPRING	PART #	
<b>HONDA CONTINUED</b>						
		85-88		SK-139	<b>971483</b>	<b>8.95</b> L
		90		SK-139	<b>971483</b>	<b>8.95</b> L
		91		SK-139	<b>971483</b>	<b>8.95</b> L
		93-03		SK-139	<b>971483</b>	<b>8.95</b> L
		03-07		SK-149	<b>971492</b>	<b>9.95</b> L
	EXPERT	03-07		SK-149	<b>971492</b>	<b>9.95</b> L
		04-13		SK-147	<b>971490</b>	<b>9.95</b> L
		76-78		SK-101	<b>971454</b>	<b>7.95</b> L
		79-80		SK-138	<b>971482</b>	<b>8.95</b> L
		81-85		SK-129	<b>971474</b>	<b>8.95</b> L
		81-84		SK-129	<b>971474</b>	<b>8.95</b> L
		85-86		SK-129	<b>971474</b>	<b>8.95</b> L
		87-03		SK-147	<b>971490</b>	<b>9.95</b> L
		05-06		SK-133	<b>971477</b>	<b>9.95</b> L
	ELSINORE	79-81		SK-119	<b>971467</b>	<b>9.95</b> L
		82		SK-119	<b>971467</b>	<b>9.95</b> L
		83-86		SK-133	<b>971477</b>	<b>9.95</b> L
		87-04		SK-133	<b>971477</b>	<b>9.95</b> L
		14-16		SK-148	<b>971491</b>	<b>9.95</b> L
		14-16		SK-148	<b>971491</b>	<b>9.95</b> L
		77		SK-101	<b>971454</b>	<b>7.95</b> L
		05-09		SK-109	<b>971460</b>	<b>8.95</b> L
		76		SK-101	<b>971454</b>	<b>7.95</b> L
		76-78		SK-101	<b>971454</b>	<b>7.95</b> L
		79-85		SK-137	<b>971481</b>	<b>8.95</b> L
		03		SK-148	<b>971491</b>	<b>9.95</b> L
		04-05		SK-148	<b>971491</b>	<b>9.95</b> L
		07-15		SK-123	<b>971469</b>	<b>8.95</b> L
		06		SK-110	<b>971461</b>	<b>8.95</b> L
		07-09		SK-110	<b>971461</b>	<b>8.95</b> L
		10-15		SK-110	<b>971461</b>	<b>8.95</b> L
		07		SK-110	<b>971461</b>	<b>8.95</b> L
		08-09		SK-110	<b>971461</b>	<b>8.95</b> L
		10-15		SK-110	<b>971461</b>	<b>8.95</b> L
		09		SK-110	<b>971461</b>	<b>8.95</b> L
		13-15		SK-110	<b>971461</b>	<b>8.95</b> L
		79-83		SK-101	<b>971454</b>	<b>7.95</b> L
		79		SK-101	<b>971454</b>	<b>7.95</b> L
		98-00	V,W,Y	SK-105	<b>971458</b>	<b>7.95</b> L
	REFLEX	86-87		SK-154	<b>971496</b>	<b>9.95</b> L
	FATCAT	86-87		SK-148	<b>971491</b>	<b>9.95</b> L
		83-84		SK-105	<b>971458</b>	<b>7.95</b> L
		80-84		SK-150	<b>971493</b>	<b>9.95</b> L
		81-83		SK-150	<b>971493</b>	<b>9.95</b> L
		84-88		SK-105	<b>971458</b>	<b>7.95</b> L
		89		SK-105	<b>971458</b>	<b>7.95</b> L
		90-91		SK-105	<b>971458</b>	<b>7.95</b> L
		92		SK-105	<b>971458</b>	<b>7.95</b> L
		93		SK-105	<b>971458</b>	<b>7.95</b> L
		94-02		SK-150	<b>971493</b>	<b>9.95</b> L
		03-16		SK-170	<b>971512</b>	<b>10.95</b> L
		08-15		SK-150	<b>971493</b>	<b>9.95</b> L
		09		SK-150	<b>971493</b>	<b>9.95</b> L
		03-07		SK-122	<b>971468</b>	<b>11.95</b> L
	ELSINORE	78-80		SK-116	<b>971464</b>	<b>11.95</b> L
		81-83		SK-134	<b>971478</b>	<b>11.95</b> L
		84-86		SK-134	<b>971478</b>	<b>11.95</b> L
		87-96		SK-134	<b>971478</b>	<b>11.95</b> L
		97-02		SK-122	<b>971468</b>	<b>11.95</b> L
	MADE IN THAILAND	12-15		SK-155	<b>971497</b>	<b>11.95</b> L
	MADE IN THAILAND	12-15		SK-155	<b>971497</b>	<b>11.95</b> L
		04-09		SK-133	<b>971477</b>	<b>9.95</b> L
		10-15		SK-158	<b>971500</b>	<b>13.95</b> L
		04-15		SK-133	<b>971477</b>	<b>9.95</b> L
	AX-1	89		SK-152	<b>971495</b>	<b>9.95</b> L
		76		SK-101	<b>971454</b>	<b>7.95</b> L

## CLUTCH SPRING KITS

MODELS	NAME	YEAR	YEAR CODE	CLUTCH SPRING	PART #	
<b>HONDA CONTINUED</b>						
XL250		76		SK-101	971454	7.95 L
XL250R		82-83		SK-135	971479	8.95 L
XL250R		84-87		SK-127	971473	8.95 L
XL250S		78-81		SK-135	971479	8.95 L
XR250		79-80		SK-135	971479	8.95 L
XR250L		91-96		SK-127	971473	8.95 L
XR250R		81-82		SK-135	971479	8.95 L
XR250R		84-04		SK-127	971473	8.95 L
XR300R		10		SK-147	971490	9.95 L
XL350R		84-85		SK-146	971489	9.95 L
XR350R		83-85		SK-127	971473	8.95 L
XR400R		96-06		SK-159	971501	11.95 L
CR450R	ELSINORE 450	81		SK-134	971478	11.95 L
CRF450R		02-03		SK-122	971468	11.95 L
CRF450R		04-05		SK-134	971478	11.95 L
CRF450R		06-08		SK-122	971468	11.95 L
CRF450R		09-10		SK-157	971499	10.95 L
CRF450R		11-12		SK-160	971502	9.95 L
CRF450R		13-15		SK-174	985059	28.95 L
CRF450X		05-15		SK-134	971478	11.95 L
CR480R		82		SK-134	971478	11.95 L
CR480R		83		SK-122	971468	11.95 L
CR500R		84-01		SK-122	971468	11.95 L
XL500R		82		SK-107	971459	11.95 L
XL500S		79-81		SK-107	971459	11.95 L
XR500		79-80		SK-107	971459	11.95 L
XR500R		81-82		SK-107	971459	11.95 L
XR500R		83-84		SK-126	971472	8.95 L
XL600R		83-87		SK-126	971472	8.95 L
XL600V	TRANSALP	89-90		SK-160	971502	9.95 L
XR600R		85-00		SK-151	971494	9.95 L
XL650	TRASSALP	00-07		SK-151	971494	9.95 L
XR650L		93-15		SK-151	971494	9.95 L
XR650R		00-07		SK-157	971499	10.95 L
<b>KAWASAKI</b>						
KX60		83-03	A1,A2,B1,B2,B3,B4,B5,B6,B7,B8,B9,B10,B11,B12,B13,B14,B15,B16,B17,B18,B19	SK-419	971621	12.95 L
KX65		00-15	A1,A2,A3,A4,A5,A6,A6F,A7F,A8F,A9F,AAF,ABF,ACF,ADF,AEF,AFF	SK-443	971642	11.95 L
KX65		07	B7F	SK-443	971642	11.95 L
KX65	MONSTER ENERGY	09	A9FA	SK-443	971642	11.95 L
KD80	MINI	80-87	M1,M2,M3,M4,M5,M6,M7,M8	SK-417	971620	12.95 L
KD80	MINI	88-90	N1,N2,N3	SK-419	971621	12.95 L
KDX80	MINI	80-88	A1,A2,B2,B3,C1,C2,C3,C4,C5	SK-419	971621	12.95 L
KX80	MINI	79-84	A1,A2,C1,C2,E1,E2	SK-419	971621	12.95 L
KX80	MINI	85-87	E3,G1,G2	SK-414	971617	11.95 L
KX80	BIG WHEEL	87	J2	SK-414	971617	11.95 L
KX80	BIG WHEEL	88-94	N1,N2,N3,T1,T2,T3,T4	SK-429	971628	9.95 L
KX80	MINI	88-97	L1,L2,L3,R1,R2,R3,R4,R5,R6,R7	SK-429	971628	9.95 L
KX80		98-00	W1,W2,W3	SK-432	971631	10.95 L
KX85		01-09	A1,A2,A3,A4,A5,A6F,A7F,A8F,A9F	SK-432	971631	10.95 L
KX85		09-15	A9FA,AAF,ABF,ACF,ADF,CEF,CFF	SK-432	971631	10.95 L
KX85-II	LARGE WHEEL	08-09	B8F,B9F	SK-432	971631	10.95 L
KX85-II	LARGE WHEEL	09	B9FA	SK-432	971631	10.95 L
KX85-II	LARGE WHEEL	10-13	AA,AB,AC,AD	SK-432	971631	10.95 L
KX85-II	LARGE WHEEL	11	BB	SK-432	971631	10.95 L
KX85-II	LARGE WHEEL	14-15	DEF,DFF	SK-432	971631	10.95 L

- accessories
- body
- handlebar & grips
- cables & levers
- exhaust
- engine
- fuel & intake
- electrical & ignition
- clutch**
- drive
- bearings
- brakes
- steering & suspension
- tires
- tools & shop

## CLUTCH SPRING KITS

MODELS	NAME	YEAR	YEAR CODE	CLUTCH SPRING	PART #		
<b>KAWASAKI CONTINUED</b>							
KE100		76-01	A5,A6,A7,A8,A9,A10,B1,B2 ,B3,B4,B5,B6,B7,B8,B9,B1 0,B11, B12,B13,B14,B15,B16, B17,B18,B19,B20	SK-417	971620	12.95	L
KM100		76-81	A1,A2,A3,A4,A6,A7	SK-417	971620	12.95	L
KV100		76	A7	SK-417	971620	12.95	L
KX100	KX100	09-14	D9F,9FA,DAF,DBF, DCF,DDF,EDF	SK-432	971631	10.95	L
KX100	KX100	14-15	FEF,FFF	SK-432	971631	10.95	L
KX100		95-97	B5,B6,B7	SK-429	971628	9.95	L
KX100		98-08	C1,C2,C3,D1,D2,D3,D4,D5,D 6F,D7F,D8F	SK-432	971631	10.95	L
KLX110		02	A1	SK-442	971641	12.95	L
KLX110		03-09	A2,A3,A4,A6F,A7F,A8F,A9F	SK-445	971644	8.95	L
KD125		77-79	A3,A4,A5	SK-414	971617	11.95	L
KE125		76-83	A3,A4,A5,A6,A7,A8,A9,A10	SK-414	971617	11.95	L
KLX125	KLX125	03-06	A1,A2,A3,A6F	SK-318	971573	11.95	L
KLX125L		03-06	B1,B2,B3,B6F	SK-318	971573	11.95	L
KX125		03-05	M1,M2,M3	SK-441	971640	10.95	L
KX125		78-81	A4,A5,A6,A7	SK-410	971613	12.95	L
KX125		82	B1	SK-410	971613	12.95	L
KX125		83-87	B2,C1,D1,E1,E2	SK-410	971613	12.95	L
KX125		90-93	H1,H2,J1,J2	SK-415	971618	11.95	L
KX125		94	K1	SK-430	971629	8.95	L
KX125		95-96	K2,K3	SK-430	971629	8.95	L
KX125		97-02	K4,K5,L1,L2,L3,L4	SK-433	971632	10.95	L
KLX140	KLX140	08-09	A8,A9	SK-450	971648	9.95	L
KLX140L	KLX140L	08-09	B8,B9	SK-450	971648	9.95	L
KDX175		80-82	A1,A2,A3	SK-410	971613	12.95	L
KE175		76-78	B1,B2,B3	SK-413	971616	12.95	L
KE175		80-83	D2,D3,D4,D5	SK-413	971616	12.95	L
KDX200		83-88	A1,A2,A3,C1,C2,C3	SK-410	971613	12.95	L
KDX200		89-94	E1,E2,E3,E4,E5,E6	SK-401	971608	10.95	L
KDX200		95-06	H1,H2,H3,H4,H5,H6,H7,H8,H 9,H10,H11,H6F	SK-430	971629	8.95	L
KDX220	KDX220R	97-05	A4,A5,A6,A7,A8, A9,A10,A11,A12	SK-430	971629	8.95	L
KDX250		80-84	A1,B1,B2,B3,B4	SK-412	971615	11.95	L
KDX250	KDX250R	91-94	D1,D2,D3,D4	SK-428	971627	12.95	L
KDX250		92-93	F2,F3	SK-428	971627	12.95	L
KL250	SUPER SHERPA	00-04	G4,G5,G6,G7,G8	SK-437	971636	12.95	L
KL250	SUPER SHERPA	06-08	H6F,H7F,H8	SK-437	971636	12.95	L
KL250	SUPER SHERPA	09	G9F	SK-437	971636	12.95	L
KL250	KLR250	78-81	A1/A1A,A2,A3,A4	SK-406	971610	11.95	L
KL250	KL250R	83-84	C1,C2	SK-406	971610	11.95	L
KL250	KLR250	85-05	D2,D3,D4,D5,D6,D7,D8,D9,D 10,D11,D12,D13,D14,D15,D1 6,D17,D18,D19,D20,D21,D22	SK-406	971610	11.95	L
KL250	SUPER SHERPA	97	H1/H1A	SK-437	971636	12.95	L
KLX250	KLX250S	06-07	H6,H7	SK-413	971616	12.95	L
KLX250		08-15	S8F,S9F,TAf,TBF,TCF, TDF,TEF,TFF	SK-413	971616	12.95	L
KLX250	D-TRACKER X	08-15	V8F,V9F,VAF,VBF, VCF,VDF,VEF,VFF	SK-413	971616	12.95	L
KLX250	KLX250S	09	T9F	SK-413	971616	12.95	L
KLX250	KLX250SF	09-10	W9F,WAF	SK-413	971616	12.95	L
KLX250	KLX250S	10	SAF	SK-413	971616	12.95	L
KLX250	KLX250S	12-15	SCF,SDF,SEF,SFF	SK-413	971616	12.95	L
KLX250		79-80	A1,A2	SK-406	971610	11.95	L
KLX250	KLX250SR	93-97	E1,E2,E3,E4,E5	SK-451	971649	18.95	L
KLX250	KLX250R	94-96	D2,D3,D4	SK-413	971616	12.95	L
KLX250	KLX250ES	94-97	F1,F2,F3,F4	SK-451	971649	18.95	L
KLX250S	KLX250S	11-13	TBF,TCF,TDF	SK-413	971616	12.95	L
KLX250S	TKLX250S	14-15	TEF,TFF	SK-413	971616	12.95	L
KX250		74-78	A1,A2,A3,A4,A5	SK-422	971623	12.95	L



## CLUTCH SPRING KITS

MODELS	NAME	YEAR	YEAR CODE	CLUTCH SPRING	PART #	
<b>KAWASAKI CONTINUED</b>						
KX250		80-81	A6,A7	SK-422	971623	12.95 L
KX250		82	B1	SK-412	971615	11.95 L
KX250		83-85	C1,C2,D1	SK-412	971615	11.95 L
KX250		86	D2	SK-407	971611	11.95 L
KX250		87-88	E1,F1	SK-411	971614	12.95 L
KX250		89-91	G1,H1,H2	SK-428	971627	12.95 L
KX250		92-08	J1,J2,K1,K2,K3,K4,K5,L1,L2,L3,L4,M1,M2,R1,R6,R7,R8	SK-401	971608	10.95 L
KX250F	KX250F	04-13	N1,N2,T6,T7,T8,W9,XAF,YBF,YCF,YDF	SK-441	971640	10.95 L
KX250F	KX250F	13-15	ZDF,ZEF,ZFF	SK-441	971640	10.95 L
KLX300	KLX300R	07	A7FL	SK-413	971616	12.95 L
KLX300	KLX300R	97-07	A2,A3,A4,A5,A6,A7,A8,A9,A10,A6F,A7F	SK-413	971616	12.95 L
KDX400		79-80	A1,A2	SK-411	971614	12.95 L
KLX400	KLX400SR	03-04	A1,A2	SK-338	971591	15.95 L
KLX400	KLX400SR	03-04	B1,B2	SK-338	971591	15.95 L
KDX420		81	B1	SK-411	971614	12.95 L
KX420		80-81	A1,A2	SK-411	971614	12.95 L
KDX450		82	A1	SK-411	971614	12.95 L
KLX450R		08-09	A8F,A9F	SK-449	971647	15.95 L
KX450F		06-16	D6F,D7F,D8F,E9F,FAF,FBF,FCF,FDF,FEF,FFF,HGF	SK-449	971647	15.95 L
KX500		83-86	A1,A2,B1,B2	SK-401	971608	10.95 L
KX500		87-88	C1,D1	SK-427	971626	13.95 L
KX500		89-04	E1,E2,E3,E4,E5,E6,E7,E8,E9,E10,E11,E12,E13,E14,E15,E16	SK-428	971627	12.95 L
KL600	KLR 600	84	A1	SK-407	971611	11.95 L
KL600	KLR 600	85-86	B1,B2	SK-412	971615	11.95 L
KL650	KLR650	12-14	ECF,EDF,EEF	SK-449	971647	15.95 L
KL650	KLR650	14-15	EES,EFF	SK-449	971647	15.95 L
KL650	KLR650	87-95	A1,A2,A3,A4,A5,A6,A7,A8,A9	SK-412	971615	11.95 L
KL650	TENGA1	89-90	B1,B2	SK-412	971615	11.95 L
KL650	KLR650	96-11	A10,A11,A12,A13,A14,A15,A16,A17,A18,A19,A6F,A7F,E8F,E9F,EA,F,EBF	SK-401	971608	10.95 L
KLX650	KLX650	93-96	C1,C2,C3,C4	SK-412	971615	11.95 L
KLX650	KLX650R	93-96	A1,A2,A3,D1	SK-412	971615	11.95 L
<b>SUZUKI</b>						
JR50	MINI	78-05	C,N,T,X,Z,D,E,F,G,H,J,K,L,M,N,P,R,S,T,V,W,X,Y,K1,K2,K3,K4,K5	SK-314	971569	6.95 L
RM50	MINI	78-81	C,N,T,X	SK-308	971565	9.95 L
RM60		03	K3	SK-419	971621	12.95 L
RM60	MINI	80-83	T,X,Z,D	SK-308	971565	9.95 L
RM65		03-05	K3,K4,K5	SK-443	971642	11.95 L
DS80	MINI	78-00	C,N,T,X,Z,D,E,F,G,H,J,K,L,M,N,P,R,S,T,V,W,X,Y	SK-308	971565	9.95 L
JR80		01-07	K1,K2,K3,K4,K5,K6,K7	SK-308	971565	9.95 L
RM80	MINI	77-81	B,C,N,T,X	SK-308	971565	9.95 L
RM80	MINI	82	Z	SK-309	971566	9.95 L
RM80	MINI	83-85	D,E,F	SK-318	971573	11.95 L
RM80	MINI	86-88	G,H,J	SK-320	971575	9.95 L
RM80	MINI	89-01	K,L,M,N,P,R,S,T,V,W,X,Y,K1	SK-325	971580	12.95 L
RM85		02-15	K2,K3,K4,K5,K6,K7,K8,K9,L0,L1,L2,L3,L4,L5	SK-325	971580	12.95 L
RM85L		03-15	K3,K4,K5,K6,K7,K8,K9,L0,L1,L2,L3,L4,L5	SK-325	971580	12.95 L
DR100		83-90	D,E,F,G,H,J,K,L	SK-318	971573	11.95 L
DS100		80-81	T,X	SK-312	971567	12.95 L
RM100	CONTENDER	76-78	A,B,C	SK-312	971567	12.95 L
SP100		83	D	SK-318	971573	11.95 L
TS100	NONCHO	80-81	T,X	SK-312	971567	12.95 L
DR-Z110		03-05	K3,K4,K5	SK-445	971644	8.95 L
DR125		82-88	Z,D,E,F,FC,G,H,J	SK-318	971573	11.95 L
DR125SE	JEBEL 125	94-96	R,S,T	SK-318	971573	11.95 L

- accessories
- body
- handlebar & grips
- cables & levers
- exhaust
- engine
- fuel & intake
- electrical & ignition
- clutch**
- drive
- bearings
- brakes
- steering & suspension
- tires
- tools & shop

## CLUTCH SPRING KITS

MODELS	NAME	YEAR	YEAR CODE	CLUTCH SPRING	PART #		
<b>KAWASAKI CONTINUED</b>							
DR-Z125		03-14	K3,K4,K5,K6,K7,K8,K9,L0,L1,L2,L3,L4	SK-318	971573	11.95	L
DR-Z125L		03-15	K3,K4,K5,K6,K7,K8,K9,L0,L1,L2,L3,L4,L5	SK-318	971573	11.95	L
DS125		79-81	N,T,X	SK-312	971567	12.95	L
RM125		81-82	X,Z	SK-309	971566	9.95	L
RM125		83-85	D,E,F	SK-318	971573	11.95	L
RM125		92-98	N,P,R,S,T,V,W	SK-327	971582	12.95	L
RM125		99-09		SK-342	971595	10.95	L
SP125		86-88	G,H,J	SK-318	971573	11.95	L
TS125	DUSTER	80-81	T,X	SK-312	971567	12.95	L
PE175	ENDURO	78-79	C,N	SK-312	971567	12.95	L
RS175		80-82	T,X,Z	SK-312	971567	12.95	L
DS185		78-80	C,N,T	SK-312	971567	12.95	L
TS185	SIERRA	77-81	B,C,N,T,X	SK-312	971567	12.95	L
DF200E		97-99	V,W,X	SK-318	971573	11.95	L
DR200		86-88	G,H,J	SK-318	971573	11.95	L
DR200SE	JEBEL 200	96-13	T,V,W,X,Y,K1,K2,K3,K4,K5,K6,K7,K8,K9,L0,L1,L2,L3	SK-318	971573	11.95	L
SP200		86-88	G,H,J	SK-318	971573	11.95	L
DR250		82-83	Z,D	SK-313	971568	8.95	L
DR250		85	F	SK-313	971568	8.95	L
DR250		90-93	L,M,N,P	SK-319	971574	13.95	L
DR250RX	DJEBEL 250XC	05-06	K5,K6	SK-343	971596	11.95	L
DR250S		86	G	SK-321	971576	9.95	L
DR250S		90-92	L,M,N	SK-319	971574	13.95	L
DR250SE		93-94	P,R	SK-319	971574	13.95	L
DR-Z250		01-07	K1,K2,K3,K4,K5,K6,K7	SK-343	971596	11.95	L
DS250		80	T	SK-301	971560	10.95	L
PE250	ENDURO	77-81	B,C,N,T,X	SK-303	971561	10.95	L
RM250	CHAMPION	06-09	K6,K7,K8,K9	SK-326	971581	15.95	L
RM250	CHAMPION	76-85	A,B,C/C2,N,T,X,Z,D,E,F	SK-303	971561	10.95	L
RM250	CHAMPION	86-87	G,H	SK-319	971574	13.95	L
RM250	CHAMPION	88-91	J,K,L,M	SK-324	971579	16.95	L
RM250	CHAMPION	92-97	N,P,R,S,T,V	SK-326	971581	15.95	L
RM250	CHAMPION	98-05	W,X,Y,K1,K2,K3,K4,K5	SK-306	971563	12.95	L
RM250XC	CHAMPION	09	K9	SK-326	971581	15.95	L
RMX250		89-91	K,L,M	SK-324	971579	16.95	L
RMX250		92-00	N,P,R,S,T,V,W,X,Y	SK-326	971581	15.95	L
RM-Z250		04-09	K4,K5,K6,K7,K8,K9	SK-441	971640	10.95	L
RM-Z250		10-16	L0,L1,L2,L3,L4,L5,L6	SK-327	971582	12.95	L
RS250		80-81	T,X	SK-303	971561	10.95	L
SP250		82-83	Z,D	SK-321	971576	9.95	L
SP250		85	F	SK-321	971576	9.95	L
TS250	SAVAGE	76-81	A,B,C,N,T,X	SK-301	971560	10.95	L
DR350		90-00	L,M,N,P,R,S,T,V,W,X,Y	SK-319	971574	13.95	L
DR350S		90-93	L,M,N,P	SK-319	971574	13.95	L
DR350SE		94-99	R,S,T,V,W,X	SK-319	971574	13.95	L
DR370		78-79	C,N	SK-303	971561	10.95	L
RM370		76-77	A,B	SK-303	971561	10.95	L
SP370		78-79	C,N	SK-303	971561	10.95	L
DR400		80	T	SK-306	971563	12.95	L
DR400S		80-81	T,X	SK-306	971563	12.95	L
DR-Z400		00-06	Y,K1,K2,K3,K4,K5,K6	SK-338	971591	15.95	L
DR-Z400E		00-07	Y,K1,K2,K3,K4,K5,K6,K7	SK-338	971591	15.95	L
DR-Z400S		00-15	Y,K1,K2,K3,K4,K5,K6,K7,K8,K9,L0,L1,L2,L3,L4,L5	SK-338	971591	15.95	L
DR-Z400SM		06-15	K6,K7,K8,K9,L0,L1,L2,L3,L4,L5	SK-338	971591	15.95	L
DR-Z400SMZ		07	K7	SK-338	971591	15.95	L
PE400	ENDURO	80-81	T,X	SK-306	971563	12.95	L
RM400		78-80	C,N,T	SK-303	971561	10.95	L
SP400		80	T	SK-306	971563	12.95	L
TS400		76-77	A,B	SK-306	971563	12.95	L
RM-X450		05-15	K5,K6,K7,K8,K9,L0,L1,L2,L3,L4,L5	SK-326	971581	15.95	L

# CLUTCH SPRING KITS

MODELS	NAME	YEAR	YEAR CODE	CLUTCH SPRING	PART #		
<b>KAWASAKI CONTINUED</b>							
RM-X450Z		10-15	L0,L1,L2,L3,L4,L5	SK-326	971581	15.95	L
RM-Z450		05-16	K5,K6,K7,K8,K9,L0,L1,L2,L3,L4,L5,L6	SK-326	971581	15.95	L
RM465	APACHE	81-82	X,Z	SK-303	971561	10.95	L
DR500		81-83	X,Z,D	SK-321	971576	9.95	L
RM500		83-84	D,E	SK-303	971561	10.95	L
SP500		81-83	X,Z,D	SK-321	971576	9.95	L
SP600		85	F	SK-321	971576	9.95	L
DR650S		90-93	L,M,N,P	SK-321	971576	9.95	L
DR650SE		94-95	R,S	SK-321	971576	9.95	L
DR650SE		96-15	T,V,W,X,Y,K1,K2,K3,K4,K5,K6,K7,K8,K9,L0,L1,L1,L3,L4,L5	SK-330	971585	9.95	L
<b>YAMAHA</b>							
DT50LC		88-90	U,W,A	SK-219	971532	8.95	L
YZ50		80	G	SK-219	971532	8.95	L
YZ60	MINI	81-83	H,J,K	SK-224	971536	8.95	L
DT80		81-83	H,J,K	SK-219	971532	8.95	L
GT80	MINI	76	C	SK-219	971532	8.95	L
GTMX	MINI	76-79	C,D,E,F	SK-219	971532	8.95	L
MX80	MINI	80-82	G,H,J	SK-219	971532	8.95	L
PW80	Y-ZINGER MINI	07-10	W,X,Y,Z	SK-256	985060	0.95	L
PW80	Y-ZINGER MINI	93	E	SK-220	971533	11.95	L
PW80	Y-ZINGER MINI	95-96	G,H	SK-220	971533	11.95	L
PW80	Y-ZINGER MINI	98-06	K1,L,M1,N1,P,R,S,T/TC,V	SK-220	971533	11.95	L
YZ80	COMPETITION	75-80	B,C,D,E,F,G	SK-258	971551	8.95	L
YZ80	COMPETITION	81-92	H,J,K,L,N,S,T,U,W,A,B,D	SK-224	971536	8.95	L
YZ80	COMPETITION	93-94	E1,F1	SK-258	971551	8.95	L
YZ80	COMPETITION	95-01	G1,H1,J1,K1,L,M1,N1	SK-225	971537	9.95	L
YZ85		02-04	P,R,S	SK-225	971537	9.95	L
YZ85		05-15	T,V,W1,X,Y,Z,A,B,D,E,F	SK-234	971541	9.95	L
TT-R90		00-07	M/MC,N,P,R,S,T,V,W	SK-261	971554	4.95	L
TT-R90E		03-07	R,S,T,V,W	SK-261	971554	4.95	L
DT100		76-77	C,D	SK-234	971541	9.95	L
DT100		78-83	E,F,G,H,J,K	SK-219	971532	8.95	L
MX100		79-83	F,G,H,J,K	SK-219	971532	8.95	L
RT100		92-00	D,E,F,G,H,J,K,L,M/MC	SK-219	971532	8.95	L
YZ100		76-83	C,D,E,F,G,H,J,K	SK-225	971537	9.95	L
TT-R110E		08-15	X,Y,Z,A,B,D,E,F	SK-224	971536	8.95	L
DT125		76	C	SK-226	971538	11.95	L
DT125		78-81	E,F,G,H	SK-222	971534	9.95	L
IT125		80-81	G,H	SK-235	971542	9.95	L
TT-R125		00	M/MC	SK-224	971536	8.95	L
TT-R125		01-02	N,P	SK-219	971532	8.95	L
TT-R125		03-04	R,S	SK-224	971536	8.95	L
TT-R125E		04-09	S,T,V,W,X,Y	SK-224	971536	8.95	L
TT-R125L		00-02	M,N,P	SK-219	971532	8.95	L
TT-R125L		03-08	R,S,T,V,W,X	SK-224	971536	8.95	L
TT-R125LE		04-15	S,T,V,W,X,Y,Z,A,B,D,E,F	SK-224	971536	8.95	L
TT-R125LW		00	M	SK-224	971536	8.95	L
XT125		82-83	J,K/KC	SK-223	971535	8.95	L
YZ125	COMPETITION	02-04	P,R,S	SK-216	971529	9.95	L
YZ125	COMPETITION	05-16	T,V,W,X,Y,Z,A1,B1,D1,E2,F2,G2	SK-205	971520	9.95	L
YZ125	COMPETITION	76-85	C,D,E,F,G,H,J,K,L,N	SK-225	971537	9.95	L
YZ125	COMPETITION	86-87	S,T	SK-248	971546	11.95	L
YZ125	COMPETITION	88	U	SK-226	971538	11.95	L
YZ125	COMPETITION	91-95	B,D,E,F,G	SK-205	971520	9.95	L
YZ125	COMPETITION	96	H	SK-216	971529	9.95	L
YZ125	COMPETITION	97-01	J,K,L,M,N	SK-205	971520	9.95	L
DT175		78-81	E,F,G,H	SK-222	971534	9.95	L
IT175	RACER	77-83	D,E,F,G,H,J,K	SK-225	971537	9.95	L
MX175		79-81	F,G,H	SK-222	971534	9.95	L
RT180		90	A	SK-222	971534	9.95	L
RT180		93	E	SK-222	971534	9.95	L

- accessories
- body
- handlebar & grips
- cables & levers
- exhaust
- engine
- fuel & intake
- electrical & ignition
- clutch**
- drive
- bearings
- brakes
- steering & suspension
- tires
- tools & shop

## CLUTCH SPRING KITS

MODELS	NAME	YEAR	YEAR CODE	CLUTCH SPRING	PART #		
<b>YAMAHA CONTINUED</b>							
RT180		95-98	G,H,J,K	SK-222	971534	9.95	L
BW200	BIG WHEEL	85	N	SK-206	971521	8.95	L
BW200	BIG WHEEL	86	S	SK-227	971539	8.95	L
BW200E	BIG WHEEL	86-88	S,T,U	SK-227	971539	8.95	L
TW200	TRAILWAY	87-15	T/TC,U/UC,W/WC,A/AC,B/BC,D/DC,E/EC,F/FC,G/GC,H/HC,J/JC,K/KC,L/LC,M/MC,N/NC,P/PC,R/RC,S/SC,T1/T1C,V/VC,W1/W1C,X/XC,Y/YC,Z/ZC,A1/A1C,B1,D1/D1C,E1,F1	SK-206	971521	8.95	L
XT200		82-83	J,K/KC	SK-206	971521	8.95	L
TT225		86-87	S,T	SK-206	971521	8.95	L
TT225		99	L/LC	SK-206	971521	8.95	L
TT-R225		00-04	M/MC,N/NC,P/PC,R/RC,S/SC	SK-206	971521	8.95	L
XT225	SEROW	92-07	D/DC,E/EC,F/FC,G/GC,H/HC,J/JC,K/KC,L/LC,M/MC,N/NC,P/PC,R/RC,S/SC,T/TC,V/VC,W/WC	SK-206	971521	8.95	L
TT-R230		05-15	T/TC,V/VC,W/WC,X,Y,Z,A,B,D,E,F	SK-206	971521	8.95	L
DT250		74	A	SK-241	971544	11.95	L
DT250		76	C	SK-226	971538	11.95	L
DT250		77-79	D,E,F	SK-228	971540	11.95	L
IT250		77-83	D,E,F,G,H,J,K	SK-226	971538	11.95	L
TT250		80-82	G,H,J	SK-207	971522	8.95	L
TT-R250		99-06	L/LC,M/MC,N/NC,P/PC,R/RC,S/SC,T/TC,V/VC	SK-216	971529	9.95	L
TY250		74	A	SK-241	971544	11.95	L
TY250		76-77	C,D	SK-226	971538	11.95	L
WR250F		02	P	SK-248	971546	11.95	L
WR250F		04-15	S,T,V,W,X,Y,Z,A,B,D,E,F	SK-248	971546	11.95	L
WR250R		12-15	B,D,E,F	SK-216	971529	9.95	L
WR250X		11-15	A,B,D,E,F	SK-216	971529	9.95	L
WR250Z		91-98	B,D,E,F,G,H,J,K	SK-211	971526	11.95	L
XT250	SEROW 250	09-15	Y/YC,Z/ZC,A/AC,B,D,E,F	SK-216	971529	9.95	L
XT250		80-84	G,H,J,K/KC,L/LC	SK-207	971522	8.95	L
XT250X		08-15	X,Y,A,B,C,D,E,F	SK-216	971529	9.95	L
YZ250	COMPETITION	00-01	M1,N1	SK-260	971553	15.95	L
YZ250	COMPETITION	02-16	P,R,S1,T1,V,W1,X,Y,Z,A1,B2,C2,E2,F2,G2	SK-262	971555	10.95	L
YZ250	COMPETITION	76-84	C,D,E,F,G,H,J,K,L	SK-226	971538	11.95	L
YZ250	COMPETITION	85-99	N,S,T,U,W,A/A1,B/B1,D1,E1,F1/F1,G1,H1,J1,K1,L1	SK-211	971526	11.95	L
YZ250F	COMPETITION	01-07	N,P,R,S,T,V,W	SK-216	971529	9.95	L
YZ250F	COMPETITION	08-16	X,Y,Z,A,B,C,E,F,G	SK-248	971546	11.95	L
YZ250FX		15	F	SK-248	971546	11.95	L
YZ250WR	COMPETITION	90	A	SK-211	971526	11.95	L
TT350		86-87	S,T	SK-209	971524	9.95	L
TY350		85-86	N,S	SK-251	971547	13.95	L
XT350		85-00	N/NC,S/SC,T/TC,U/UC,W/WC,A/AC,B/BC,D/DC,E/EC,F/FC,G/GC,H/HC,J/JC,K/KC,L/LC,M/MC	SK-209	971524	9.95	L
DT400		76	C	SK-226	971538	11.95	L
DT400		77-78	D,E	SK-228	971540	11.95	L
IT400		76-79	C,D,E,F	SK-226	971538	11.95	L
WR400F		98-00	K,L,M	SK-259	971552	12.95	L
YZ400		76-79	C,D,E,F	SK-226	971538	11.95	L
YZ400F		98-99	K,L	SK-216	971529	9.95	L
IT425		80	G	SK-226	971538	11.95	L
WR426F		01-02	N,P	SK-260	971553	15.95	L
YZ426F		00	M	SK-201	971516	12.95	L
YZ426F		01-02	N,P	SK-262	971555	10.95	L
WR450F		04	S	SK-260	971553	15.95	L
WR450F		05-15	T,V,W,X,Y,Z,A,B,D,E,F	SK-262	971555	10.95	L

## CLUTCH SPRING KITS

MODELS	NAME	YEAR	YEAR CODE	CLUTCH SPRING	PART #		
<b>YAMAHA CONTINUED</b>							
YZ450F		03-06	R,S,T,V/VC	SK-260	<b>971553</b>	<b>15.95</b>	L
YZ450F		07-13	W,X,Y,Z,A,B,D	SK-262	<b>971555</b>	<b>10.95</b>	L
YZ450F		14-16	E,F,G	SK-260	<b>971553</b>	<b>15.95</b>	L
IT465		81-82	H,J	SK-226	<b>971538</b>	<b>11.95</b>	L
YZ465		80-81	G,H	SK-226	<b>971538</b>	<b>11.95</b>	L
IT490		82-84	J,K,L	SK-226	<b>971538</b>	<b>11.95</b>	L
YZ490		82-90	J,K,L,N,S,T,U,W,A	SK-226	<b>971538</b>	<b>11.95</b>	L
TT500		76-81	C,D,E,F,G,H	SK-204	<b>971519</b>	<b>12.95</b>	L
WR500Z		92-93	D,E	SK-226	<b>971538</b>	<b>11.95</b>	L
XT500		76-82	C,D,E,F,G,H,J	SK-204	<b>971519</b>	<b>12.95</b>	L
XT550		82-83	J,K	SK-210	<b>971525</b>	<b>9.95</b>	L
TT600		83-86	K,L,N,S	SK-213	<b>971527</b>	<b>9.95</b>	L
XT600		84	L/LC	SK-213	<b>971527</b>	<b>9.95</b>	L
XT600		86-87	S/SC,T/TC	SK-213	<b>971527</b>	<b>9.95</b>	L
XT600		88-89	U/UC,W/WC	SK-210	<b>971525</b>	<b>9.95</b>	L
XT600		92-95	D/DC,E/EC,F/FC,G/GC	SK-210	<b>971525</b>	<b>9.95</b>	L
XT600E		90-91	A/AC,B/BC	SK-210	<b>971525</b>	<b>9.95</b>	L



- accessories
- body
- handlebar & grips
- cables & levers
- exhaust
- engine
- fuel & intake
- electrical & ignition
- clutch**
- drive
- bearings
- brakes
- steering & suspension
- tires
- tools & shop



All ProX Parts are manufactured to highest quality standards at "state of the art" manufacturing facilities around the world. These manufacturing factories include reputable businesses that manufacture OEM (Original Equipment Manufacturing) parts for leading motorcycle brands world wide.

With the experience and long established relationships ProX Racing Parts is therefore always able to select the best manufacturer to meet or exceed high level requirements regarding technical specifications and market.

Through the years ProX has proven to be a strong and reliable partner in parts supply and development for several well known brands.



## PRO X STEEL CLUTCH PLATES

- PROX Clutch plates are made in Japan by the leading O.E. manufacturers.
- The good quality and low pricing make the plates a relatively cheap solution when repairing your clutch.



MODEL	YEAR	STEEL CLUTCH PLATE SETS	
<b>GAS GAS</b>			
MC/EC 125	00-11	110530	51.42 G
EC 250 F	10-15	110418	26.93 G
EC 300 F	13-15	110418	26.93 G
EC 450 F	13-15	112603	30.68 G
<b>HONDA</b>			
CR 80	87-02	110358	22.41 G
CR 85	03-07	110358	22.41 G
CR 125	85-89	----	
CR 125	90-99	----	
CR 125	00-07	----	
CRF 150 R	07-16	110367	32.96 G
CR 250	84-89	110370	43.72 G
CR 250	90-93	110372	51.01 G
CR 250	94-07	110373	53.91 G
XR 250	78-80	110363	44.56 G
XR 250 R	84-04	110380	39.90 G
XR 250 Tornado	01-12	110380	39.90 G
CRF 250 R	04-16	110375	55.86 G
CRF 250 X	04-16	110375	55.86 G
XR 400 R	96-04	110384	47.88 G
CRF 450 R	02-16	110382	61.18 G
CRF 450 X	05-16	110382	61.18 G
CR 500	84-89	110370	43.72 G
CR 500	90-01	110372	51.01 G
XR 600 R	85-00	110390	45.41 G
XR 650 R	00-07	110390	45.41 G
<b>HUSABERG</b>			
TE 125	12-14	110529	44.00 G
TE 250	13-14	110534	35.91 G
FE 250	13	110375	55.86 G
FE 250	14	110534	35.91 G
TE 300	13-14	110534	35.91 G
FE 350	13-14	110534	35.91 G
FE 390	10-12	113540	69.57 G
FE 450	09	113539	64.56 G
FE 450	10-12	113540	69.57 G
FE 450	13-14	110534	35.91 G

MODEL	YEAR	STEEL CLUTCH PLATE SETS	
<b>HUSABERG CONTINUED</b>			
FX 450	10-12	113540	69.57 G
FE 501	13-14	110534	35.91 G
FE 570	09-10	113539	64.56 G
FE 570	11	113540	69.57 G
FE 570	12	113539	64.56 G
<b>HUSQVARNA</b>			
TC 85	14-16	112604	23.14 G
CR 125	00-13	112605	46.92 G
WR 125	00-13	112605	46.92 G
TC 125	14-16	110529	44.00 G
TE 125	14-16	110529	44.00 G
CR 250	00-05	110382	61.18 G
WR 250	00-13	110382	61.18 G
TC 250 2-Stroke	14-16	110534	35.91 G
TE 250 2-Stroke	14-16	110534	35.91 G
WR 300	09-13	110382	61.18 G
TC 250	09-13	113541	47.88 G
TE 250	10-13	113541	47.88 G
TXC 250	10-13	113541	47.88 G
FC 250	14-15	110534	35.91 G
<b>GAS GAS</b>			
FC 250	16	----	
FE 250	14-16	110534	35.91 G
TE 300 2-Stroke	14-16	110534	35.91 G
TE 310	11-13	113541	47.88 G
TXC 310	12-13	113541	47.88 G
FC 350	14-15	110534	35.91 G
FC 350	16	----	
FE 350	14-16	110534	35.91 G
TC 450	08-10	110382	61.18 G
TE 450	08-10	110382	61.18 G
TXC 450	08-10	110382	61.18 G
SMR 450	08-10	110382	61.18 G
SMR 450 R	09	110382	61.18 G

# PRO X STEEL CLUTCH PLATES



MODEL	YEAR	STEEL CLUTCH PLATE SETS	
<b>GAS GAS CONTINUED</b>			
FC 450	14-16	110534	35.91 G
FE 450	14-16	110534	35.91 G
FS 450	15-16	110534	35.91 G
FE 501	14-16	110534	35.91 G
TE 510	08-10	110382	61.18 G
TXC 510	08-10	110382	61.18 G
SMR 510	08-10	110382	61.18 G
SMR 530 R	09	110382	61.18 G
<b>KAWASAKI</b>			
KX 60	83-03	110487	25.80 G
KX 65	00-16	110487	25.80 G
KDX 80	80-81	110489	19.35 G
KX 80	79-80	110489	19.35 G
KX 80	81-84	110487	25.80 G
KX 80	85-87	110491	32.25 G
KX 80	88-90	110493	38.70 G
KX 80	98-00	110495	32.90 G
KX 85	01-16	110495	32.90 G
KX 100	98-16	110495	32.90 G
KX 125	85-87	110497	39.48 G
KX 125	94-08	110499	39.48 G
KDX 200	86-87	110497	39.48 G
KDX 200	95-06	110502	55.86 G
KDX 220 R	97-05	110502	55.86 G
KDX 250	91-94	110505	54.95 G
KX 250	87-90	110506	58.83 G
KX 250	91	110505	54.95 G
KX 250	92-08	110507	58.83 G
KX 250 F	04-16	110510	46.06 G
KX 450 F	06-16	110471	36.25 G
KLX 450 R	08-15	110471	36.25 G
KX 500	87-04	110506	58.83 G
<b>KTM</b>			
60 SX	97-99	112606	18.43 G
65 SX	00-16	112606	18.43 G
85 SX	03-16	112604	23.14 G
105 SX	04-11	112604	23.14 G
125 SX-EXC	98-16	110529	44.00 G
144 SX	08	110529	44.00 G
150 SX	09-16	110529	44.00 G
200 SX-EXC	98-16	110529	44.00 G
250 SX	94-12	112607	37.01 G
250 SX	13-16	110534	35.91 G
250 EXC	94-12	112607	37.01 G
250 EXC	13-16	110534	35.91 G
250 SX-F	06-12	110375	55.86 G
250 SX-F	13-15	110534	35.91 G
250 SX-F	16	----	
250 EXC-F	07-13	110375	55.86 G
250 EXC-F	14-16	110534	35.91 G
300 EXC	94-12	112607	37.01 G
350 SX-F	11-15	110534	35.91 G
350 SX-F	16	----	
350 EXC-F	12-16	110534	35.91 G
Freeride 350	12-16	110534	35.91 G
360 SX	96-97	112607	37.01 G
360 EXC	96-97	112607	37.01 G

MODEL	YEAR	STEEL CLUTCH PLATE SETS	
<b>KTM CONTINUED</b>			
380 SX	98-02	112607	37.01 G
380 EXC	98-02	112607	37.01 G
400 EXC	09	113539	64.56 G
400 EXC	10-11	113540	69.57 G
450 EXC Racing	03	110539	31.92 G
450 EXC Racing	04-05	110538	31.92 G
450 EXC Racing	06-07	110539	31.92 G
450 SX	03	110539	31.92 G
450 SX	04-05	110538	31.92 G
450 SX	06	110539	31.92 G
450 SX-F	07-11	110535	25.90 G
450 SX-F	12-16	110534	35.91 G
450 EXC-R	08-09	113539	64.56 G
450 EXC-R	10-11	113540	69.57 G
450 EXC	12-16	110534	35.91 G
450 SMR	08	110535	25.90 G
450 SMR	13-14	110534	35.91 G
500 EXC	12-16	110534	35.91 G
505 SX-F	08	110535	25.90 G
505 XC-F	09	110535	25.90 G
520 SX-EXC	02	110539	31.92 G
525 SX-EXC	03	110539	31.92 G
525 SX-EXC	04-05	110538	31.92 G
525 SX-EXC	06-07	110539	31.92 G
525 SMR	04-05	110538	31.92 G
530 EXC-R	08-09	113539	64.56 G
530 EXC-R	10-11	113540	69.57 G
560 SMR	06-07	110539	31.92 G
<b>SUZUKI</b>			
RM 65	03-05	110487	25.80 G
RM 80	89-01	112608	18.62 G
RM 85	02-16	112608	18.62 G
RM 125	92-11	110457	46.06 G
RM 250	88-91	110461	51.99 G
RM 250	92-93	110463	59.42 G
RM 250	94-95	110461	51.99 G
RM 250	96-12	110465	39.23 G
RM-Z 250	04-16	110510	46.06 G
DR 350	90-99		\$0.01 0
DR-Z 400	00-16	110471	36.25 G
RM-Z 450	05-16	110473	45.15 G
RMX 450 Z	10-16	110473	45.15 G
<b>YAMAHA</b>			
YZ 85	02-16	112609	24.34 G
YZ 125	91-92	110403	27.75 G
YZ 125	93-16	110405	32.38 G
YZ 250	88-90	110413	24.37 G
YZ 250	94-16	110416	28.43 G
YZ 250 X	16	110416	28.43 G
YZ 250 F	01-16	110418	26.93 G
YZ 250 FX	15-16	110418	26.93 G
WR 250 F	01-16	110418	26.93 G
WR 250 X/R	08-16		\$0.01 0
YZ 426 F	00-02	110428	32.49 G
YZ 450 F	03-06	110428	32.49 G
YZ 450 F	07-16	110416	28.43 G
YZ 450 FX	16	112603	30.68 G
WR 450 F	04		\$0.01 0
WR 450 F	05-16	112603	30.68 G

- accessories
- body
- handlebar & grips
- cables & levers
- exhaust
- engine
- fuel & intake
- electrical & ignition
- clutch**
- drive
- bearings
- brakes
- steering & suspension
- tires
- tools & shop

## PRO X FIBER FRICTION PLATES



- PROX Clutch plates are made in Japan by the leading O.E. manufacturers.
- The good quality and low pricing make the plates a relatively cheap solution when repairing your clutch.



MODEL	YEAR	FRICTION PLATE SET	
<b>GAS GAS</b>			
MC/EC 125	00-11	110364	80.70 G
EC 250 F	10-13	110417	93.22 G
EC 250 F	14-15	112602	98.74 G
EC 300 F	13	110417	93.22 G
EC 300 F	14-15	112602	98.74 G
EC 450 F	13-15	110433	84.09 G
<b>HONDA</b>			
XR 80 R	79-03	110356	25.21 G
CRF 80 F	04-13	110356	25.21 G
CR 80	87-02	110357	49.03 G
CR 85	03-04	110357	49.03 G
CR 85	05-07	110359	44.85 G
XR 100 R	81-86	110360	33.62 G
XR 100 R	87-03	110361	39.24 G
CRF 100 F	04-13	110361	39.24 G
CR 125	83-84	110376	84.04 G
CR 125	85-89	----	
CR 125	90-99	110362	70.61 G
CR 125	00-07	110364	80.70 G
CRF 150 R	07-16	110366	53.82 G
XR 185	79	110368	42.03 G
XR 200	80-84	110368	42.03 G
XR 200 R	81-02	110368	42.03 G
CR 250	84-89	110369	99.04 G
CR 250	90-07	110371	113.18 G
XR 250 R	86-95	110376	84.04 G
XR 250 R	86-04	110377	63.91 G
XR 250 Tornado	01-12	110379	64.71 G
CRF 250 R	04-07	110374	80.70 G
CRF 250 R	08-09	110378	80.70 G
CRF 250 R	10	110374	80.70 G
CRF 250 R	11-16	110378	80.70 G
CRF 250 X	04-16	110378	80.70 G
XR 350 R	83-85	110376	84.04 G
XR 400 R	96-04	110383	74.57 G
CRF 450 R	02-10	110381	84.09 G
CRF 450 R	11-16	110386	84.25 G
CRF 450 X	05-16	110381	84.09 G
XL 500 S	79-81	110387	66.38 G
XL 500 R	82	110387	66.38 G
XR 500 R	81-84	110388	65.66 G
CR 500	84-89	110369	99.04 G
CR 500	90-01	110371	113.18 G
XR 600 R	85-00	110389	97.06 G
XR 650 R	00-07	110391	66.17 G
<b>HUSABERG</b>			
TE 125	12-14	110528	70.61 G
TE 250	11-12	110532	154.05 G

MODEL	YEAR	FRICTION PLATE SET	
<b>HUSABERG CONTINUED</b>			
FE 250	13	110374	80.70 G
TE 300	11-12	110532	154.05 G
FE 350	13-14	112000	107.35 G
FE 390	10-12	110542	199.66 G
FE 450	04-08	110536	67.66 G
FE 450	09-12	110542	199.66 G
FE 450	13-14	112000	107.35 G
FX 450	10-12	110542	199.66 G
FE 501	13-14	112000	107.35 G
FE 550	04-08	110536	67.66 G
FE 570	09-12	110542	199.66 G
FE 650	04-08	110536	67.66 G
FS 650	04-08	110536	67.66 G
<b>HUSQVARNA</b>			
TC 85	14-16	110527	58.86 G
CR 125	00-13	110362	70.61 G
WR 125	00-13	110362	70.61 G
WRE 125	01-10	110362	70.61 G
SM 125	01-10	110362	70.61 G
TC 125	14-16	110528	70.61 G
TE 125	14-16	110528	70.61 G
CR 250	00-05	110371	113.18 G
WR 250	00-13	110371	113.18 G
TC 250	09-13	110544	70.59 G
TE 250	10-13	110544	70.59 G
TXC 250	10-13	110544	70.59 G
FC 250	14-15	112000	107.35 G
FC 250	16	---	
WR 300	09-13	110371	113.18 G
TE 310	11-13	110544	70.59 G
TXC 310	12-13	110544	70.59 G
FC 350	14-15	112000	107.35 G
FC 350	16	---	
FE 350	14-16	112000	107.35 G
TC 450	08-10	110381	84.09 G
TE 450	08-10	110381	84.09 G
TXC 450	08-10	110381	84.09 G
SMR 450	08-10	110381	84.09 G
SMR 450 R	09	110381	84.09 G
FC 450	14-16	112000	107.35 G
FE 450	14-16	112000	107.35 G
FS 450	15-16	112000	107.35 G
FE 501	14-16	112000	107.35 G
TE 510	08-10	110381	84.09 G
TXC 510	08-10	110381	84.09 G
SMR 510	08-10	110381	84.09 G
SMR 530 R	09	110381	84.09 G
<b>KAWASAKI</b>			
KX 60	88-04	110486	46.90 G
KX 65	00-16	110486	46.90 G
KX 80	79-80	110488	37.53 G
KX 80	81-84	110486	46.90 G
KX 80	85-87	110490	56.29 G
KX 80	88	110492	66.65 G
KX 80	98-00	110494	57.99 G
KDX 80	80-81	110488	37.53 G
KX 85	01-16	110494	57.99 G
KX 100	98-16	110494	57.99 G
KX 125	85-87	110496	70.61 G
KX 125	94-96	110498	101.01 G
KX 125	97-08	110500	90.37 G
KDX 200	86-88	110496	70.61 G



# PRO X FIBER FRICTION PLATES



MODEL	YEAR	FRICTION PLATE SET	
<b>KAWASAKI CONTINUED</b>			
KDX 200	89-94	112598	91.49 G
KDX 200	95-06	110501	89.64 G
KDX 220 R	97-05	110501	89.64 G
KDX 250	82-84	110503	70.61 G
KX 250	87-91	110504	94.39 G
KX 250	92-08	110508	90.44 G
KX 250 F	04	110509	97.46 G
KX 250 F	05	110511	100.85 G
KX 250 F	06-16	110512	100.85 G
KLX 400 R	03	110470	95.29 G
KX 450 F	06-09	110513	92.49 G
KX 450 F	10-16	110381	84.09 G
KLX 450 R	08-15	110381	84.09 G
KX 500	87-04	110504	94.39 G
<b>KTM</b>			
60 SX	97-99	110526	39.50 G
65 SX	00-16	110526	39.50 G
85 SX	03-16	110527	58.86 G
105 SX	04-11	110527	58.86 G
125 SX-EXC	98-16	110528	70.61 G
144 SX	08	110528	70.61 G
150 SX	09-16	110528	70.61 G
200 SX-EXC	98-16	110528	70.61 G
250 SX-EXC	91-12	---	
250 SX-F	06-12	110374	80.70 G
250 SX-F	13-15	112000	107.35 G
250 SX-F	16	---	
250 EXC-F	07-13	110374	80.70 G
300 SX-EXC	91-12	---	
350 SX-F	11-15	112000	107.35 G
350 SX-F	16	---	
350 EXC-F	12-16	112000	107.35 G
Freeride 350	12-13	112000	107.35 G
360 SX-EXC	96-97	---	
380 SX-EXC	98-02	---	
400 LC4	98-01	110543	143.09 G
400 EXC	09-11	110542	199.66 G
450 SX	04-06	110536	67.66 G
450 EXC Racing	03	110537	67.66 G
450 EXC Racing	04-07	110536	67.66 G
450 SX-F	07-11	110540	201.95 G
450 SX-F	12-16	112000	107.35 G
450 EXC-R	08	110541	187.54 G
450 EXC-R	09-11	110542	199.66 G
450 EXC	12-16	112000	107.35 G
450 SMR	08	110540	201.95 G
450 SMR	13-14	112000	107.35 G
500 EXC	12-16	112000	107.35 G
505 SX-F	08	110540	201.95 G
505 XC-F	09	110540	201.95 G
520 SX-EXC	00-02	110537	67.66 G
525 SX-EXC	03	110537	67.66 G
525 SX-EXC	04-07	110536	67.66 G
525 SMR	04-05	110536	67.66 G
530 EXC-R	08	110541	187.54 G
530 EXC-R	09-11	110542	199.66 G
560 SMR	06-07	110536	67.66 G
625 SXC	02-07	110543	143.09 G
640 LC4	98-06	110543	143.09 G
<b>SUZUKI</b>			
RM 65	03-05	110486	46.90 G
RM 80	89-01	110455	44.85 G

MODEL	YEAR	FRICTION PLATE SET	
<b>SUZUKI CONTINUED</b>			
RM 85	02-16	110455	44.85 G
RM 125	92-01	110456	96.43 G
RM 125	02-11	110458	101.98 G
RM 250	88-91	110459	107.64 G
RM 250	92-93	110462	121.09 G
RM 250	96-02	110464	113.54 G
RM 250	03-05	110466	104.24 G
RM 250	06-12	110467	104.20 G
RM-Z 250	04	110509	97.46 G
RM-Z 250	05-06	110511	100.85 G
RM-Z 250	07-10	110468	97.46 G
RM-Z 250	11-16	113537	115.47 G
DR-Z 250	01-07	112600	90.89 G
DR 350	90-99	112601	94.16 G
DR-Z 400	00-16	110470	95.29 G
RM-Z 450	05-07	110472	104.20 G
RM-Z 450	08-16	110477	104.20 G
RMX 450 Z	10-16	110478	104.20 G
<b>YAMAHA</b>			
YZ 80	83-92	110399	46.90 G
YZ 80	93-94	110400	62.22 G
YZ 80	95-01	110401	70.61 G
YZ 85	02-16	110401	70.61 G
YZ 125	91-92	110402	82.59 G
YZ 125	93-97	110404	94.39 G
YZ 125	98-99	110406	79.57 G
YZ 125	00-04	110407	83.28 G
YZ 125	05-16	110404	94.39 G
TT-R 125	00-16	110410	34.31 G
WR 250	91-93	110414	82.59 G
WR 250	94-97	110415	94.39 G
YZ 250	83-87	110411	87.05 G
YZ 250	88-90	110412	82.59 G
YZ 250	91-92	110414	82.59 G
YZ 250	93-16	110415	94.39 G
YZ 250 X	16	110415	94.39 G
YZ 250 F	01-07	110417	93.22 G
YZ 250 F	08-16	110423	96.62 G
YZ 250 FX	15-16	110423	96.62 G
WR 250 F	01-13	110417	93.22 G
WR 250 F	15-16	110423	96.62 G
TT 350	85-95	----	
YZ 400 F	98-99	110426	86.25 G
WR 400 F	98-00	110426	86.25 G
YZ 426 F	00	110427	106.19 G
YZ 426 F	01-02	110429	108.69 G
WR 426 F	01-02	110429	108.69 G
YZ 450 F	03-06	110430	94.60 G
YZ 450 F	07-13	110433	84.09 G
YZ 450 F	14-16	106610	10.37 G
YZ 450 FX	16	----	
WR 450 F	03	113515	98.43 G
WR 450 F	04	110430	94.60 G
WR 450 F	05-15	110433	84.09 G
WR 450 F	16	----	
YZ 490	82-90	110411	87.05 G
XT 500	76-77	110436	80.70 G
XT 550	82-83	110438	81.26 G
XT / TT 600	84-04	110438	81.26 G
XTZ 600	93-90	----	
XTZ 660	91-96	----	

- accessories
- body
- handlebar & grips
- cables & levers
- exhaust
- engine
- fuel & intake
- electrical & ignition
- clutch**
- drive
- bearings
- brakes
- steering & suspension
- tires
- tools & shop

## PRO X COMPLETE CLUTCH KITS




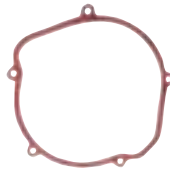
- accessories
- body
- handlebar & grips
- cables & levers
- exhaust
- engine
- fuel & intake
- electrical & ignition
- clutch**
- drive
- bearings
- brakes
- steering & suspension
- tires
- tools & shop



MODEL	YEAR	COMPLETE CLUTCH KIT	
<b>BETA</b>			
RR525 Enduro 4T	06-09	114575	123.42 G
<b>GAS-GAS</b>			
EC 250 F	10-13	114576	144.81 G
EC 300 F	13	114576	144.81 G
<b>HONDA</b>			
CR 125	90-99	114577	134.28 G
CR 125	00-07	114578	151.66 G
CRF 150 R	07-16	114579	102.62 G
CR 250	97-07	114580	190.95 G
CRF 250 R	04-07	114581	156.51 G
CRF 250 R	08-09	114582	156.51 G
CRF 250 R	10	114583	156.51 G
CRF 250 R	11-13	114584	156.51 G
CRF 250 R	14-16	114585	156.51 G
CRF 250 X	04-16	114582	156.51 G
CRF 450 R	02-08	114586	169.19 G
CRF 450 R	09-10	114587	161.16 G
CRF 450 R	11-12	114588	161.29 G
CRF 450 R	13-16	114589	173.99 G
CRF 450 X	05-16	114586	169.19 G
<b>HUSABERG</b>			
TE 125	12-14	114590	134.57 G
FE 250	13	114591	156.51 G
FE 350	13-14	114592	141.47 G
FE 450	13-14	114592	141.47 G
FE 501	13-14	114592	141.47 G
<b>HUSQVARNA</b>			
TC 85	14-16	114593	105.96 G
CR 125	00-13	114594	139.15 G
WR 125	00-13	114594	139.15 G
TC 125	16	114590	134.57 G
FC 250	14-15	114595	174.05 G
FC 350	14-15	114595	174.05 G
FE 350	14-16	114592	141.47 G
FC 450	14-16	114592	141.47 G
FE 450	14-16	114592	141.47 G
FS 450	15-16	114592	141.47 G
FE 501	14-16	114592	141.47 G
<b>KAWASAKI</b>			
KX 60	88-04	114596	96.56 G
KX 65	00-16	114596	96.56 G
KX 80	81-84	114596	96.56 G

MODEL	YEAR	COMPLETE CLUTCH KIT	
<b>KAWASAKI CONTINUED</b>			
KX 80	98-00	114597	106.73 G
KX 85	01-16	114597	106.73 G
KX 100	98-16	114597	106.73 G
KX 250	92-08	114598	154.36 G
KX 250 F	05	114599	166.88 G
KX 250 F	06-16	114600	166.88 G
KX 450 F	06-09	114601	148.69 G
KX 450 F	10-16	114602	140.32 G
KLX 450 R	08-15	114602	140.32 G
<b>KTM</b>			
60 SX	97-99	114603	86.48 G
65 SX	00-08	114603	86.48 G
85 SX	03-16	114593	105.96 G
105 SX	04-11	114593	105.96 G
125 SX	16	114590	134.57 G
125 EXC	11-12	114590	134.57 G
144 SX	08	114590	134.57 G
150 SX	09-16	114590	134.57 G
<b>BETA</b>			
200 SX	03-05	114590	134.57 G
200 EXC	98-16	114590	134.57 G
250 SX-F	06-12	114591	156.51 G
250 SX-F	13-15	114595	174.05 G
250 EXC-F	07-13	114591	156.51 G
350 SX-F	11-15	114595	174.05 G
350 EXC-F	12-16	114592	141.47 G
Freeride 350	12-13	114592	141.47 G
450 SX	06	114575	123.42 G
450 SX-F	12-16	114592	141.47 G
450 EXC	06-07	114575	123.42 G
450 EXC	12-16	114592	141.47 G
450 SM-R	06-07	114575	123.42 G
500 EXC	12-16	114592	141.47 G
525 SX-EXC	06-07	114575	123.42 G
560 SM-R	06-07	114575	123.42 G
<b>SUZUKI</b>			
RM 60	03	114596	96.56 G
RM 65	03-05	114596	96.56 G
RM 125	02-11	114604	168.02 G
RM 250	06-12	114605	167.30 G
RM-Z 250	05-06	114599	166.88 G
RM-Z 250	07-09	114606	166.88 G
RM-Z 250	10	114608	166.88 G
RM-Z 250	11-16	114607	181.47 G
RM-Z 450	05-07	114609	198.69 G
RM-Z 450	08-16	114610	198.69 G
<b>YAMAHA</b>			
YZ 85	02-16	114611	118.91 G
YZ 125	93-97	114612	151.46 G
YZ 125	05-16	114612	151.46 G
YZ 250	94-01	114613	152.19 G
YZ 250	02-16	114614	152.19 G
YZ 250 X	16	114614	152.19 G
YZ 250 F	01-07	114576	144.81 G
YZ 250 F	08-13	114615	143.46 G
YZ 250 F	14-16	114616	148.20 G
WR 250 F	01-13	114576	144.81 G
YZ 450 F	03-06	114617	150.97 G
YZ 450 F	07-13	114618	136.40 G
YZ 450 F	14-16	114619	134.41 G
WR 450 F	04	114617	150.97 G

## CLUTCH / IGNITION COVER GASKETS



MODEL	YEAR	CLUTCH COVER GASKET		IGNITION COVER GASKET	
<b>HONDA</b>					
CR80R	85	817251	5.95 L	817268	2.95 L
CR80R	86-91	817251	5.95 L	817268	2.95 L
CR80R	92-02	817251	5.95 L	817268	2.95 L
CR80RB	97-02	817251	5.95 L	817268	2.95 L
CRF80F	04-13	817229	7.95 L	837899	5.95 L
XR80R	85-91	817229	7.95 L	837899	5.95 L
XR80R	92	817229	7.95 L	837899	5.95 L
XR80R	93-03	817229	7.95 L	837899	5.95 L
CR85R/RB	03-04	817251	5.95 L	817268	2.95 L
CR85R/RB	05-07	817251	5.95 L	817268	2.95 L
CRF100F	04-13	817229	7.95 L	837899	5.95 L
XR100R	85-91	817229	7.95 L	837899	5.95 L
XR100R	92-03	817229	7.95 L	837899	5.95 L
CR125R	87	817252	2.95 L	817244	2.95 L
CR125R	88-89	817252	2.95 L	817244	2.95 L
CR125R	90-97	817252	2.95 L	817244	2.95 L
CR125R	98-99	817252	2.95 L	817244	2.95 L
CR125R	00	817252	2.95 L	817244	2.95 L
CR125R	01-02	817252	2.95 L	817227	2.95 L
CR125R	03	817252	2.95 L	817227	2.95 L
CR125R	04	817252	2.95 L	817227	2.95 L
CR125R	05-07	817252	2.95 L	816650	4.95 L
CRF150F	03-05	816079	8.95 L	816584	4.95 L
CRF150F	06-15	816213	7.95 L	816675	5.95 L
CRF150R/RB	07-14	816215	11.95 L	816677	7.95 L
CRF230F	03-15	816079	8.95 L	816584	4.95 L
CRF230L	08-09	816248	9.95 L	816584	4.95 L
CRF230M	09	816248	9.95 L	816584	4.95 L
CR250R	84	-----		817247	2.95 L
CR250R	85	-----		817247	2.95 L
CR250R	86	-----		817247	2.95 L
CR250R	87	817253	2.95 L	817247	2.95 L
CR250R	88	817253	2.95 L	817247	2.95 L
CR250R	89-91	817253	2.95 L	817247	2.95 L
CR250R	92-01	817253	2.95 L	817247	2.95 L
CR250R	02-04	817702	4.95 L	816010	2.95 L
CR250R	05-07	817702	4.95 L	816010	2.95 L
CRF250R	04-07	817785	4.95 L	816100	4.95 L
CRF250R	08-09	817785	4.95 L	816100	4.95 L
CRF250R	10-14	817942	5.95 L	816705	7.95 L
CRF250X	04-13	817785	4.95 L	816100	4.95 L
XR400R	96-98	817200	2.95 L	817008	4.95 L
XR400R	99-04	817200	2.95 L	817008	4.95 L
CRF450R	02-06	817716	2.95 L	816522	4.95 L
CRF450R	07-08	817716	2.95 L	816522	4.95 L
CRF450R	09-14	817716	2.95 L	816693	4.95 L

MODEL	YEAR	CLUTCH COVER GASKET		IGNITION COVER GASKET	
<b>HONDA CONTINUED</b>					
CRF450X	05-14	817716	2.95 L	816193	7.95 L
CR500R	85-88	817253	2.95 L	817266	2.95 L
CR500R	89-01	817253	2.95 L	817266	2.95 L
XR600R	85-00	816021	4.95 L	816022	4.95 L
XR650L	93-14	816021	4.95 L	816024	4.95 L
<b>KAWASAKI</b>					
KX60	85-03	817484	5.95 L	817485	4.95 L
KX65	00-05	817402	4.95 L	817485	4.95 L
KX65	06-14	817402	4.95 L	816669	7.95 L
KX80	83-85	817484	5.95 L	817485	4.95 L
KX80	86-87	817486	5.95 L	817485	4.95 L
KX80	88-89	817486	5.95 L	817485	4.95 L
KX80	90	817486	5.95 L	817488	4.95 L
KX80	91-97	817486	5.95 L	817488	4.95 L
KX80	98-00	817489	2.95 L	817488	4.95 L
KX85	01-06	817489	2.95 L	817488	4.95 L
KX85	07-13	817489	2.95 L	816670	7.95 L
KX100	95-97	817486	5.95 L	817488	4.95 L
KX100	98-05	817489	2.95 L	817488	4.95 L
KX100	06-13	817489	2.95 L	816670	7.95 L
KLX110	02-14	816057	7.95 L	816058	7.95 L
KLX110L	10-14	816057	7.95 L	816058	7.95 L
KLX125	03-06	816056	7.95 L	816551	5.95 L
KLX125L	03-06	816056	7.95 L	816551	5.95 L
KX125	92-93	817471	2.95 L	816005	4.95 L
KX125	94	817450	2.95 L	816005	4.95 L
KX125	95-97	817450	2.95 L	816005	4.95 L
KX125	98-00	817450	2.95 L	816005	4.95 L
KX125	01-02	817450	2.95 L	816005	4.95 L
KX125	03-05	816547	4.95 L	816546	4.95 L
KL250 Super Sherpa	00-04	817419	9.95 L	817432	7.95 L
KLR250	85-05	817419	9.95 L	817432	7.95 L
KLX250	94-96	817417	9.95 L	817416	15.95 L
KLX250S	06-14	817417	9.95 L	817416	15.95 L
KLX250SF	09-10	817417	9.95 L	817416	15.95 L
KX250	90-91	-----		816003	4.95 L
KX250	92	817461	2.95 L	816003	4.95 L
KX250	93-96	817461	2.95 L	816003	4.95 L
KX250	97-03	817461	2.95 L	816003	4.95 L
KX250	04	817461	2.95 L	816003	4.95 L
KX250	05-07	816141	8.95 L	816632	8.95 L
KX250F	04-05	816590	6.95 L	816589	5.95 L
KX250F	06-08	816590	6.95 L	816589	5.95 L
KX250F	09-14	816701	7.95 L	816702	7.95 L

- accessories
- body
- handlebar & grips
- cables & levers
- exhaust
- engine
- fuel & intake
- electrical & ignition
- clutch**
- drive
- bearings
- brakes
- steering & suspension
- tires
- tools & shop

## CLUTCH / IGNITION COVER GASKETS CONTINUED

- accessories
- body
- handlebar & grips
- cables & levers
- exhaust
- engine
- fuel & intake
- electrical & ignition
- clutch**
- drive
- bearings
- brakes
- steering & suspension
- tires
- tools & shop

MODEL	YEAR	CLUTCH COVER GASKET		IGNITION COVER GASKET	
<b>KAWASAKI CONTINUED</b>					
KLX300(R)	97-07	817417	9.95 L	817416	15.95 L
KLX400R	03	817731	7.95 L	816031	6.95 L
KLX400SR	03	817731	7.95 L	816031	6.95 L
KLX450R	08-09	816198	15.95 L	816222	11.95 L
KX450F	06-08	816198	15.95 L	816199	14.95 L
KX450F	09-13	816198	15.95 L	816249	12.95 L
KX500	86-87	817496	6.95 L	817497	4.95 L
KX500	88	817496	6.95 L	817497	4.95 L
KX500	89-04	817496	6.95 L	817497	4.95 L
<b>KTM</b>					
SX 85	03-12	816630	6.95 L	816629	3.95 L
XC 85	08-09	816630	6.95 L	816629	3.95 L
SX 105	06-11	816630	6.95 L	816629	3.95 L
XC 105	08-09	816630	6.95 L	816629	3.95 L
EXC 125	93-97	816111	6.95 L	816613	4.95 L
EXC 125	98-00	816025	6.95 L	816519	5.95 L
EXC 125	01	816025	6.95 L	816532	6.95 L
EXC 125	02-06	816025	6.95 L	816532	6.95 L
EXC 125	07-08	-----		816532	6.95 L
SX 125	93-97	816111	6.95 L	816613	4.95 L
SX 125	98-00	816025	6.95 L	816519	5.95 L
SX 125	01	816025	6.95 L	816532	6.95 L
SX 125	02-06	816025	6.95 L	816532	6.95 L
SX 125	07-14	816025	6.95 L	816532	6.95 L
SX 144	07-08	816025	6.95 L	816532	6.95 L
SX 150	09-14	816025	6.95 L	816532	6.95 L
XC 150	10-14	816025	6.95 L	816532	6.95 L
EGS 200	98-99	816025	6.95 L	816519	5.95 L
EXC 200	98-00	816025	6.95 L	816519	5.95 L
EXC 200	01-02	816025	6.95 L	816532	6.95 L
EXC 200	03-05	816025	6.95 L	816532	6.95 L
SX 200	00	816025	6.95 L	816519	5.95 L
SX 200	01-02	816025	6.95 L	816532	6.95 L
SX 200	03-04	816025	6.95 L	816532	6.95 L
XC 200	06-09	816025	6.95 L	816532	6.95 L
XC-W 200	06-14	816025	6.95 L	816532	6.95 L
EXC 250	94-99	816567	8.95 L	816008	6.95 L
EXC 250	00-03	816567	8.95 L	816566	6.95 L
EXC 250	04	817826	5.95 L	816658	3.95 L
EXC 250	05	817826	5.95 L	816658	3.95 L
EXC-G 250 Racing	02-05	816143	5.95 L	816144	5.95 L
MXC 250	00-01	816567	8.95 L	816566	6.95 L
SX 250	94-99	816567	8.95 L	816008	6.95 L
SX 250	00-02	816567	8.95 L	816566	6.95 L
SX 250	03-04	817826	5.95 L	816658	3.95 L
SX 250	05-06	817826	5.95 L	816658	3.95 L
SX 250	07-14	817826	5.95 L	816658	3.95 L
SX-F 250	05-12	817841	9.95 L	816673	3.95 L

MODEL	YEAR	CLUTCH COVER GASKET		IGNITION COVER GASKET	
<b>KTM CONTINUED</b>					
SX-F 250	13-14	817976	4.95 L	-----	
SXS 250	01	816567	8.95 L	816566	6.95 L
SXS 250	03-04	817826	5.95 L	816658	3.95 L
XC 250	06	817826	5.95 L	816658	3.95 L
XC 250	07	817826	5.95 L	816658	3.95 L
XC 250	08-14	817826	5.95 L	816692	6.95 L
XC-F 250	07-12	817841	9.95 L	816673	3.95 L
XC-F 250	13-14	817976	4.95 L	-----	
XC-FW 250	07-13	817841	9.95 L	816673	3.95 L
XC-FW 250	14	817976	4.95 L	-----	
XC-W 250	06	817826	5.95 L	816658	3.95 L
XC-W 250	07	817826	5.95 L	816658	3.95 L
XC-W 250	08-14	817826	5.95 L	816692	6.95 L
EXC 300	94-03	816567	8.95 L	816566	6.95 L
EXC 300	04	817826	5.95 L	816658	3.95 L
EXC 300	05	817826	5.95 L	816658	3.95 L
MXC 300	94-03	816567	8.95 L	816566	6.95 L
MXC 300	04	817826	5.95 L	816658	3.95 L
MXC 300	05	817826	5.95 L	816658	3.95 L
SX 300	94	816567	8.95 L	816566	6.95 L
XC 300	06-07	817826	5.95 L	816658	3.95 L
XC 300	08-14	817826	5.95 L	816692	6.95 L
XC-W 300	06-07	817826	5.95 L	816658	3.95 L
XC-W 300	08-14	817826	5.95 L	816692	6.95 L
EXC-F 350	13-14	817976	4.95 L	837900	4.95 L
SX-F 350	11-12	817976	4.95 L	837900	4.95 L
SX-F 350	13-14	817976	4.95 L	-----	
XC-F 350	11-12	817976	4.95 L	837900	4.95 L
XC-F 350	13-14	817976	4.95 L	-----	
XC-FW 350	12-13	817976	4.95 L	-----	
XC-FW 350	14	817976	4.95 L	-----	
EXC 360	96-97	816567	8.95 L	816566	6.95 L
MXC 360	96-97	816567	8.95 L	816566	6.95 L
SX 360	96-97	816567	8.95 L	816566	6.95 L
EXC 380	98-02	816567	8.95 L	816566	6.95 L
MXC 380	98-01	816567	8.95 L	816566	6.95 L
SX 380	98-02	816567	8.95 L	816566	6.95 L
EXC 400	00-02	816143	5.95 L	816144	5.95 L
EXC-G 400	04-06	816143	5.95 L	816144	5.95 L
MXC 400	01-02	816143	5.95 L	816144	5.95 L
SX 400	98-02	816143	5.95 L	816144	5.95 L
XC-W 400	07	816143	5.95 L	816144	5.95 L
EXC 450	03-07	816143	5.95 L	816144	5.95 L
EXC-G 450	04-06	816143	5.95 L	816144	5.95 L
MXC-G 450	03-04	816143	5.95 L	816144	5.95 L
MXC-G 450	05	816143	5.95 L	816144	5.95 L
SMR 450	05-07	816143	5.95 L	816144	5.95 L
SMS 450	04	816143	5.95 L	816144	5.95 L
SX 450	03-06	816143	5.95 L	816144	5.95 L
SX-F 450	07-12	817889	4.95 L	816232	3.95 L

## CLUTCH / IGNITION COVER GASKETS CONTINUED

MODEL	YEAR	CLUTCH COVER GASKET		IGNITION COVER GASKET	
<b>KTM CONTINUED</b>					
XC 450	04-07	816143	5.95 L	816144	5.95 L
XC-F 450	08-09	817889	4.95 L	816232	3.95 L
XC-W 450	07	816143	5.95 L	816144	5.95 L
SX-F 505	08	817889	4.95 L	816232	3.95 L
XC-F 505	08-09	817889	4.95 L	816232	3.95 L
EXC 520	00-02	816143	5.95 L	816144	5.95 L
MXC 520	01-02	816143	5.95 L	816144	5.95 L
SX 520	00-02	816143	5.95 L	816144	5.95 L
EXC 525	03-07	816143	5.95 L	816144	5.95 L
MXC-G 525	03-05	816143	5.95 L	816144	5.95 L
SX 525	03-06	816143	5.95 L	816144	5.95 L
XC 525	06-07	816143	5.95 L	816144	5.95 L
XC-W 525	07	816143	5.95 L	816144	5.95 L
<b>SUZUKI</b>					
RM65	03-05	817402	4.95 L	817485	4.95 L
RM80	89	817511	5.95 L	817510	3.95 L
RM80	90	817511	5.95 L	817510	3.95 L
RM80	91-01	817511	5.95 L	817510	3.95 L
RM85	02-12	817511	5.95 L	837901	2.95 L
RM85L	03-12	817511	5.95 L	837901	2.95 L
DR100	83-90	-----		816551	5.95 L
RM100	03	817489	2.95 L	817488	4.95 L
DRZ110	03-05	816057	7.95 L	816058	7.95 L
DR-Z125	03-13	816056	7.95 L	816551	5.95 L
DR-Z125L	03-13	816056	7.95 L	816551	5.95 L
RM125	89	817511	5.95 L	-----	
RM125	90	817511	5.95 L	-----	
RM125	91	817511	5.95 L	-----	
RM125	92-97	817507	2.95 L	817524	4.95 L
RM125	98-00	817507	2.95 L	816002	4.95 L
RM125	01-03	817507	2.95 L	817549	4.95 L
RM125	04-07	817507	2.95 L	817549	4.95 L
DR200	86-88	816056	7.95 L	816606	5.95 L
DR200 SE	96-09	816056	7.95 L	816606	5.95 L
DRZ250	01-07	816088	9.95 L	816593	5.95 L
RM250	91	817514	2.95 L	817522	4.95 L
RM250	92-93	817514	2.95 L	817522	4.95 L
RM250	94-95	817514	2.95 L	817517	4.95 L
RM250	96-98	817521	2.95 L	817504	4.95 L
RM250	99-00	817521	2.95 L	817504	4.95 L
RM250	01	817521	2.95 L	817504	4.95 L
RM250	02	817521	2.95 L	817504	4.95 L
RM250	03-05	817521	2.95 L	817504	4.95 L
RM250	06-08	817521	2.95 L	817504	4.95 L
RMX250	95-98	817514	2.95 L	-----	
RMZ250	04-06	816590	6.95 L	816589	5.95 L
RMZ250	07-09	816589	5.95 L	816676	5.95 L
RMZ250	10-13	816589	5.95 L	816721	5.95 L
DRZ400E	00-07	817731	7.95 L	816031	6.95 L
DRZ400K	00-03	817731	7.95 L	816031	6.95 L
DRZ400S	00-13	817731	7.95 L	816031	6.95 L
DRZ400SM	05-09	817731	7.95 L	816031	6.95 L

MODEL	YEAR	CLUTCH COVER GASKET		IGNITION COVER GASKET	
<b>SUZUKI CONTINUED</b>					
RMZ450	05-07	816169	8.95 L	816170	7.95 L
RMZ450	08-13	816240	8.95 L	816239	6.95 L
DR650SE	90-95	-----		816034	10.95 L
DR650SE	96-13	816033	12.95 L	816034	10.95 L
<b>YAMAHA</b>					
YZ80	93-01	817654	5.95 L	817655	3.95 L
YZ85	02-14	817654	5.95 L	816517	2.95 L
TTR90	00-07	816150	5.95 L	816151	3.95 L
TTR125 Drum Brake	00-09	816097	7.95 L	816098	3.95 L
TTR125L Disc Brake	00-14	816097	7.95 L	816098	3.95 L
YZ125	86-88	-----		817671	4.95 L
YZ125	89	817673	3.95 L	817671	4.95 L
YZ125	90-91	817673	3.95 L	817671	4.95 L
YZ125	92	817673	3.95 L	817657	3.95 L
YZ125	93	817673	3.95 L	817657	3.95 L
YZ125	94-97	817672	3.95 L	817658	3.95 L
YZ125	98-00	817672	3.95 L	817658	3.95 L
YZ125	01-04	817672	3.95 L	817658	3.95 L
YZ125	05-12	816130	4.95 L	816618	3.95 L
YZ125	13-14	816130	4.95 L	816618	3.95 L
TW200 Trailway	87-14	816176	10.95 L	816178	5.95 L
TTR225	99-04	816176	10.95 L	816177	6.95 L
XT225	92-07	816176	10.95 L	816177	6.95 L
TTR230	05-14	816176	10.95 L	816177	6.95 L
WR250F	01-02	817691	6.95 L	817692	3.95 L
WR250F	03-13	817691	6.95 L	816142	3.95 L
YZ250	88-89	-----		817642	4.95 L
YZ250	90-91	817643	4.95 L	817642	4.95 L
YZ250	92-94	817643	4.95 L	817642	4.95 L
YZ250	95-96	817643	4.95 L	817642	4.95 L
YZ250	97	817643	4.95 L	817642	4.95 L
YZ250	98	817643	4.95 L	817642	4.95 L
YZ250	99-00	817685	2.95 L	817675	4.95 L
YZ250	01	817685	2.95 L	817675	4.95 L
YZ250	02-14	817685	2.95 L	817675	4.95 L
YZ250F	01-13	817691	6.95 L	817692	3.95 L
WR400F	98-99	817678	6.95 L	816004	3.95 L
WR400F	00	817690	6.95 L	816004	3.95 L
YZ400F	98-99	817678	6.95 L	816004	3.95 L
WR426F	01-02	817690	6.95 L	816004	3.95 L
YZ426F	00-02	817678	6.95 L	816004	3.95 L
WR450F	03-06	816093	7.95 L	816661	3.95 L
WR450F	07-09	816093	7.95 L	816211	3.95 L
WR450F	10-14	817943	6.95 L	816211	3.95 L
YZ450F	03-05	816093	7.95 L	816661	3.95 L
YZ450F	06-09	816093	7.95 L	816211	3.95 L
YZ450F	10-11	816093	7.95 L	816710	4.95 L
YZ450F	12-13	816093	7.95 L	816710	4.95 L

- accessories
- body
- handlebar & grips
- cables & levers
- exhaust
- engine
- fuel & intake
- electrical & ignition
- clutch**
- drive
- bearings
- brakes
- steering & suspension
- tires
- tools & shop

## WISECO CLUTCH COMPONENTS | CLUTCH BASKETS, INNER HUBS, & PRESSURE PLATES |

### FORGED CLUTCH ADVANTAGE


Wiseco leads the clutch aftermarket with high performance FORGED clutch baskets, inner hubs, and pressure plates. OEM clutch components are made from inexpensive die-castings that quickly wear out and become easily notched. Wiseco offers the only forged clutch components in the aftermarket for off-bike and ATV applications. The feature aligned grain flow in the aluminum adds strength and toughness to the parts that are unparalleled through other manufacturing processes.

Each Wiseco clutch basket, inner hub, and pressure plate start as dedicated forgings built specifically to take advantage of features that can only be made through the precision forging process. Variable fillet blends and complex surfaces can be forged into the part that would otherwise be extremely difficult to produce. The raw forgings are then precision machined to very close tolerances, producing the same high quality parts as Wiseco pistons.

The finished parts are hard coat anodized and Teflon coated to offer superb wear resistance, and a long life of smooth clutch operation. Every new clutch basket is supplied with new components used during assembly, including new fasteners with pre-applied thread locker.

### FEATURES & BENEFITS

- Built on dedicated precision forgings
- Made from Aerospace grade aluminum alloy
- Hard coat anodized
- Teflon coated
- Supplied with high-quality fasteners with pre-applied thread-locker
- Designed to maximize strength through "feature aligned grain flow", and utilizes as-forged features that can only be produced using Wiseco's precision forging process. Produces higher mechanical properties and resistance to impact and fatigue.
- Certified raw materials produce the highest quality finish products.
- Produces an ultra tough abrasive resistant surface, and ensures a long life of smooth clutch operation through the elimination of wear on the sides of the clutch basket tabs.
- Seals the coating to create a near frictionless surface for the clutch plate tabs to glide upon.
- New fasteners are high strength and come with the thread-locker pre-applied.



MODEL	YEAR	FORGED CLUTCH BASKET	FORGED INNER CLUTCH HUB	FORGED PRESSURE PLATE	CLUTCH COVER GASKET
<b>HONDA</b>					
CR80R	86-02	WPP3013 268.00 G	----	----	W6220 8.40 G
CR85R	03-04	WPP3013 268.00 G	----	----	W6220 8.40 G
CR85R	05-07	WPP3013 268.00 G	----	----	W6220 8.40 G
CR125R	87-99	WPP3025 268.00 G	----	----	W6114 14.99 G
CR125R	00-03	WPP3005 268.00 G	105279 308.00 G	105287 198.00 G	W6114 14.99 G
CR125R	04-07	WPP3005 268.00 G	105279 308.00 G	105287 198.00 G	W6114 14.99 G
CRF150R	07-09	105263 268.00 G	----	----	100118 15.80 G
CRF150R	12-14	----	----	----	100118 15.80 G
CR250R	92-93	WPP3009 288.00 G	105278 308.00 G	105286 198.00 G	W6116 14.20 G
CR250R	94-96	WPP3009 288.00 G	105278 308.00 G	105286 198.00 G	W6116 14.20 G
CR250R	97-01	WPP3009 288.00 G	105278 308.00 G	105286 198.00 G	W6116 14.20 G
CR250R	02-07	WPP3009 288.00 G	105278 308.00 G	105286 198.00 G	----
CRF250R	04-07	WPP3005 268.00 G	105279 308.00 G	105287 198.00 G	W6338 18.80 G
CRF250R	08-09	WPP3005 268.00 G	105279 308.00 G	105287 198.00 G	W6338 18.80 G
CRF250R	10-16	105412 298.00 G	----	----	----
CRF250X	04-09	WPP3005 268.00 G	105279 308.00 G	105287 198.00 G	----
XR400R	96-04	----	----	----	W6215 14.20 G
CRF450R	02-07	WPP3009 288.00 G	105278 308.00 G	105286 198.00 G	W6217 15.80 G
CRF450R	08	105409 288.00 G	105278 308.00 G	105286 198.00 G	W6217 15.80 G
CRF450R	09-12	105411 288.00 G	105283 308.00 G	105286 198.00 G	100480 14.80 G
CRF450R	13-16	112458 288.00 G	112459 308.00 G	105286 198.00 G	----
CRF450X	05-09	WPP3009 288.00 G	105284 308.00 G	105291 198.00 G	----
	12-15				

## WISECO CLUTCH COMPONENTS CONTINUED

MODEL	YEAR	FORGED CLUTCH BASKET		FORGED INNER CLUTCH HUB	FORGED PRESSURE PLATE	CLUTCH COVER GASKET	
<b>HUSABERG</b>							
TE125	12-13	105259	268.00	G	----	----	----
TE250	11-12	105273	268.00	G	----	----	----
TE300	11-12	105274	268.00	G	----	----	----
<b>KAWASAKI</b>							
KX60	83-03	WPP3006	268.00	G	----	----	W6119 11.17 G
KX65	00-16	WPP3006	268.00	G	----	----	W6238 8.80 G
KX80	98-00	WPP3014	268.00	G	----	----	W6221 9.80 G
KX85	01-09	WPP3014	268.00	G	----	----	W6221 9.80 G
KX85	01-16	WPP3014	268.00	G	----	----	W6221 9.80 G
KX100	98-16	WPP3014	268.00	G	----	----	W6221 9.80 G
KX125	94-96	WPP3007	268.00	G	----	----	W6117 10.84 G
KX125	97-02	WPP3007	268.00	G	----	----	W6117 10.84 G
KX125	03-08	WPP3026	268.00	G	----	----	----
KDX200	95-06	112450	268.00	G	----	----	----
KDX220	97-05	112450	268.00	G	----	----	----
KX250	92-93	WPP3010	268.00	G	----	----	W6118 11.60 G
KX250	94-02	WPP3010	268.00	G	----	----	W6118 11.60 G
KX250	03-04	WPP3010	268.00	G	----	----	W6118 11.60 G
KX250	05	WPP3010	268.00	G	----	----	104628 24.50 G
KX250	06-07	105270	268.00	G	----	----	104628 24.50 G
KX250F	04	WPP3027	268.00	G	----	----	W6339 7.76 G
KX250F	05	WPP3027	268.00	G	----	----	W6339 7.76 G
KX250F	06-08	WPP3035	268.00	G	----	----	W6339 7.76 G
KX250F	09-15	WPP3035	268.00	G	----	----	104813 9.88 G
KLX400	03-06	WPP3020	268.00	G	----	----	W6222 18.80 G
KLX450R	06-15	WPP3036	268.00	G	----	----	----
KX450F	06-16	WPP3036	268.00	G	----	----	----
<b>KTM</b>							
65 SX	00-15	105268	268.00	G	----	----	----
85 SX	03-15	105267	268.00	G	----	----	----
105 SX	03-08	105267	268.00	G	----	----	----
125 SX	98-05	105259	268.00	G	----	----	104596 9.74 G
125 SX	06-08	105269	268.00	G	----	----	----
125 SX	09-12	105259	268.00	G	----	----	----
125 SX	13-15	105259	268.00	G	----	----	----
125 EXC	09-15	105259	268.00	G	----	----	----
144 SX	07-08	105269	268.00	G	----	----	----
150 SX	09-16	105259	268.00	G	----	105287	----
200 SX	98-05	105259	268.00	G	----	----	104596 9.74 G
200 XC-W	07-09	105269	268.00	G	----	----	----
200 EXC	98-07	----	----	----	----	----	104596 9.74 G
200 EXC	08-14	105259	268.00	G	----	----	----
250 SX-F	06-08	105273	268.00	G	----	----	----
250 SX-F	09-15	105273	268.00	G	----	----	----
250 XC-F	07-13	105273	268.00	G	----	----	----
250 EXC-F,	07-15	105273	268.00	G	----	----	----
250 EXC	04-05	105274	268.00	G	----	----	----
250 XC/ XC-W	06-07	105274	268.00	G	----	----	----
250 XC/ XC-W	08-11	105274	268.00	G	----	----	----
250 SX	03-07	105274	268.00	G	----	----	----
250 SX	08-12	105274	268.00	G	----	----	----
300 EXC/MXC	04-05	105274	268.00	G	----	----	----
300 XC/XC-W	06-07	105274	268.00	G	----	----	----
300 XC/XC-W/EXC	08-12	105274	268.00	G	----	----	----
400 XC-W	09	105272	268.00	G	----	----	----
450 SX-F	07-11	105272	268.00	G	----	----	----
450 EXC	08-09	105272	268.00	G	----	----	----
450 XC-F	08-09	105272	268.00	G	----	----	----
450 XC-W	08-09	105272	268.00	G	----	----	----
505 SX	09	105272	268.00	G	----	----	----
505 SX-F	08-09	105272	268.00	G	----	----	----
505 XC-F	09	105272	268.00	G	----	----	----
530 XC-W	08-09	105272	268.00	G	----	----	----
530 XCR-W	08-09	105272	268.00	G	----	----	----

- accessories
- body
- handlebar & grips
- cables & levers
- exhaust
- engine
- fuel & intake
- electrical & ignition
- clutch**
- drive
- bearings
- brakes
- steering & suspension
- tires
- tools & shop

## WISECO CLUTCH COMPONENTS CONTINUED

MODEL	YEAR	FORGED CLUTCH BASKET	FORGED INNER CLUTCH HUB	FORGED PRESSURE PLATE	CLUTCH COVER GASKET
<b>SUZUKI</b>					
RM60	03	WPP3006 268.00 G	----	----	W6119 11.17 G
RM65	03-05	WPP3006 268.00 G	----	----	W6238 8.80 G
RM80	89-01	WPP3015 268.00 G	----	----	W6224 11.17 G
RM85	02-16	WPP3015 268.00 G	----	----	W6224 11.17 G
RM125	92-00	WPP3008 268.00 G	----	----	W6120 8.80 G
RM125	01	WPP3008 268.00 G	----	----	W6120 8.80 G
RM125	02-10	WPP3008 268.00 G	----	----	W6120 8.80 G
RM250	96-97	WPP3011 268.00 G	----	----	W6121 14.20 G
RM250	98-00	WPP3011 268.00 G	----	----	W6121 14.20 G
RM250	01-02	WPP3011 268.00 G	----	----	W6219 18.50 G
RM250	03-05	WPP3011 268.00 G	----	----	W6219 18.50 G
RM250	06-10	WPP3011 268.00 G	----	----	W6219 18.50 G
RMZ250	04	WPP3027 268.00 G	----	----	W6339 7.76 G
RMZ250	05	WPP3027 268.00 G	----	----	W6339 7.76 G
RMZ250	06	WPP3035 268.00 G	----	----	----
RMZ250	07-09	105276 268.00 G	----	----	----
RMZ250	10-15	105276 268.00 G	----	----	----
RMZ450	08-16	105271 268.00 G	----	----	----
DR-Z400	00-12	WPP3020 268.00 G	----	----	W6226 12.40 G
<b>YAMAHA</b>					
YZ80	93-94	WPP3016 268.00 G	----	----	W6227 13.38 G
YZ80	95-01	WPP3016 268.00 G	----	----	W6227 13.38 G
YZ85	02-16	WPP3017 268.00 G	----	----	W6228 8.80 G
YZ125	94-97	WPP3004 268.00 G	----	----	W6122 9.13 G
YZ125	98-99	WPP3004 268.00 G	----	----	W6122 9.13 G
YZ125	00-01	WPP3004 268.00 G	----	----	W6122 9.13 G
YZ125	02-04	WPP3004 268.00 G	----	----	W6122 9.13 G
YZ125	05-16	WPP3032 298.00 G	----	----	W6344 8.80 G
YZ250	93-98	WPP3012 298.00 G	105280 308.00 G	----	W6125 15.80 G
YZ250	99	WPP3012 298.00 G	105280 308.00 G	----	W6126 8.80 G
YZ250	00-01	WPP3012 298.00 G	105280 308.00 G	105288 198.00 G	W6126 8.80 G
YZ250	02-16	WPP3012 298.00 G	105280 308.00 G	105288 198.00 G	W6126 8.80 G
WR250	93	WPP3012 298.00 G	----	----	W6125 15.80 G
WR250	94-97	WPP3012 298.00 G	----	----	W6125 15.80 G
WR250	98	WPP3012 298.00 G	----	----	W6125 15.80 G
YZ250F	01-07	WPP3023 268.00 G	105281 308.00 G	105289 198.00 G	W6229 8.80 G
YZ250F	08	WPP3023 268.00 G	105281 308.00 G	105289 198.00 G	W6229 8.80 G
YZ250F	09-13	105410 298.00 G	105281 308.00 G	105289 198.00 G	W6229 8.80 G
YZ250F	14-15	114727 00.00 G	----	----	----
WR250F	01-07	WPP3023 268.00 G	105281 308.00 G	105289 198.00 G	W6229 8.80 G
WR250F	08-13	WPP3023 268.00 G	105281 308.00 G	105289 198.00 G	W6229 8.80 G
YZ400F	98-99	WPP3018 268.00 G	----	----	W6230 10.84 G
WR400	98-99	WPP3018 268.00 G	----	----	W6230 10.84 G
WR400	00	WPP3018 268.00 G	----	----	W6123 8.80 G
YZ426F	01-02	WPP3001 268.00 G	----	----	W6123 8.80 G
WR426F	01-02	WPP3001 268.00 G	----	----	W6123 8.80 G
YZ450F	03	----	105282 308.00 G	105288 198.00 G	W6232 8.72 G
YZ450F	04-06	WPP3031 268.00 G	105282 308.00 G	105288 198.00 G	W6232 8.72 G
YZ450F	07-09	WPP3031 268.00 G	105282 308.00 G	105290 198.00 G	W6232 8.72 G
YZ450F	10-13	WPP3031 268.00 G	105282 308.00 G	105290 198.00 G	----
YZ450F	14-15	WPP3031 268.00 G	105282 308.00 G	105290 198.00 G	----
WR450F	03	WPP3031 268.00 G	105282 308.00 G	105288 198.00 G	W6232 8.72 G
WR450F	04	WPP3031 268.00 G	105282 308.00 G	105288 198.00 G	W6232 8.72 G
WR450F	05-15	WPP3031 268.00 G	105282 308.00 G	105288 198.00 G	W6232 8.72 G





## ALL BALLS CLUTCH MASTER CYLINDER REBUILD KIT

MODEL	YEARS	MASTER CYLINDER REBUILD KIT - CLUTCH			SLAVE CYLINDER REBUILD KIT - CLUTCH	
<b>HUSABERG</b>						
FE250	13-14	133165	18.95	L	----	
TE250	11-14	133165	18.95	L	----	
TE300	11-14	133165	18.95	L	----	
FE350	13-14	133165	18.95	L	----	
390FE	10-11	133168	26.90	L	----	
450FC	04-05	133166	26.90	L	----	
450FE	04-08	133166	26.90	L	----	
450FE	09-11	133168	26.90	L	----	
450FS	04	133166	26.90	L	----	
450FS-C	05-06	133166	26.90	L	----	
450FS-E	05-08	133166	26.90	L	----	
450FX	10-11	133168	26.90	L	----	
FE450	14	133165	18.95	L	----	
FE501	13-14	133165	18.95	L	----	
550FE	07-08	133166	26.90	L	----	
550FS-E	07	133166	26.90	L	----	
570FE	09-11	133168	26.90	L	----	
570FS	10-11	133168	26.90	L	----	
650FC	04-05	133166	26.90	L	----	
650FE	04-08	133166	26.90	L	----	
650FS	04-08	133166	26.90	L	----	
650FS-C	05-06	133166	26.90	L	----	
650FS-E	05-07	133166	26.90	L	----	
<b>HUSQVARNA</b>						
TC 125	14-15	133168	26.90	L	----	
TE 125	15	133168	26.90	L	----	
FC 250	14-15	133165	18.95	L	----	
FE 250	14-15	133165	18.95	L	----	
TC 250	14-15	133168	26.90	L	----	
TE 250	14-15	133165	18.95	L	----	
TE 300	14-15	133165	18.95	L	----	
FC 350	14-15	133165	18.95	L	----	
FE 350	14-15	133165	18.95	L	----	
FE 350S	15	133165	18.95	L	----	
FC 450	14-15	133165	18.95	L	----	
FE 450	14	133165	18.95	L	----	
FE 501	14-15	133165	18.95	L	----	
FE 501S	15	133165	18.95	L	----	
<b>KTM</b>						
SX 65	02-04	133166	26.90	L	----	
SX 65	05-13	133169	26.90	L	----	
SX 65	14-16	133909	31.00	L	----	
SXS 65	13	133169	26.90	L	----	
SXS 65	14	133909	31.00	L	----	
XC 65	08-09	133169	26.90	L	----	
SX 85	03-04	133166	26.90	L	133912	30.00 L
SX 85	05-12	133169	26.90	L	133912	30.00 L
SX 85	13	133169	26.90	L	----	
SX 85	14-16	133909	31.00	L	----	
SXS 85	13	133169	26.90	L	----	
SXS 85	14	133909	31.00	L	----	
XC 85	08-09	133169	26.90	L	133912	30.00 L

- accessories
- body
- handlebar & grips
- cables & levers
- exhaust
- engine
- fuel & intake
- electrical & ignition
- clutch**
- drive
- bearings
- brakes
- steering & suspension
- tires
- tools & shop

## ALL BALLS CLUTCH MASTER CYLINDER REBUILD KITS CONTINUED



MODEL	YEARS	MASTER CYLINDER REBUILD KIT - CLUTCH			SLAVE CYLINDER REBUILD KIT - CLUTCH		
<b>KTM CONTINUED</b>							
SX 105	06 - 11	133169	26.90	L	133912	30.00	L
XC 105	08 - 09	133169	26.90	L	133912	30.00	L
SX 125	98 - 99	133167	33.30	L	----		
SX 125	00 - 03	133167	33.30	L	133913	30.00	L
SX 125	04 - 08	133166	26.90	L	133913	30.00	L
SX 125	09 - 15	133168	26.90	L	133913	30.00	L
SXS 125	04	133166	26.90	L	133913	30.00	L
SX 144	07 - 08	133166	26.90	L	133913	30.00	L
SX 150	09 - 15	133168	26.90	L	133913	30.00	L
XC 150	10 - 14	133168	26.90	L	133913	30.00	L
EXC 200	98 - 99	133167	33.30	L	133914	30.00	L
EXC 200	00 - 03	133167	33.30	L	133913	30.00	L
EXC 200	04 - 05	133166	26.90	L	133913	30.00	L
MXC 200	98 - 99	133167	33.30	L	133914	30.00	L
MXC 200	00 - 03	133167	33.30	L	133913	30.00	L
SX 200	03 - 04	----			133913	30.00	L
XC 200	06 - 08	133166	26.90	L	133913	30.00	L
XC 200	09	133168	26.90	L	133913	30.00	L
XC-W 200	06 - 08	133166	26.90	L	133913	30.00	L
XC-W 200	09	133168	26.90	L	133913	30.00	L
XC-W 200	10	133165	18.95	L	133913	30.00	L
XC-W 200	11 - 13	133168	26.90	L	133913	30.00	L
XC-W 200	14	133165	18.95	L	133913	30.00	L
XC-W 200	15 - 16	133168	26.90	L	133913	30.00	L
EGS 250	99	133167	33.30	L	----		
EXC 250	99	133167	33.30	L	----		
EXC 250	00 - 03	133167	33.30	L	133912	30.00	L
EXC 250	04 - 05	133166	26.90	L	133912	30.00	L
EXC-G 250 Racing	02 - 03	133166	26.90	L	133915	30.00	L
EXC-G 250 Racing	04	133169	26.90	L	133915	30.00	L
EXC-G 250 Racing	05	----			133915	30.00	L
FREERIDE 250 R	15 - 16	133909	31.00	L	----		
MXC 250	99 - 01	133167	33.30	L	----		
SX 250	99	133167	33.30	L	----		
SX 250	00 - 03	133167	33.30	L	133912	30.00	L
SX 250	04 - 05	133166	26.90	L	133912	30.00	L
SX 250	06 - 16	133165	18.95	L	133916	25.00	L
SX-F 250	05 - 06	133169	26.90	L	133915	30.00	L
SX-F 250	07 - 12	133165	18.95	L	133917	25.00	L
SX-F 250	13 - 15	133165	18.95	L	133918	25.00	L
SXS 250	01 - 03	133167	33.30	L	133912	30.00	L
SXS 250	04	133166	26.90	L	133912	30.00	L
XC 250	06 - 16	133165	18.95	L	133916	25.00	L
XC-F 250	07 - 12	133165	18.95	L	133917	25.00	L
XC-F 250	13 - 15	133165	18.95	L	133918	25.00	L
XC-FW 250	07 - 14	133165	18.95	L	133917	25.00	L
XC-FW 250	15 - 16	133165	18.95	L	133918	25.00	L
XC-W 250	06 - 16	133165	18.95	L	133916	25.00	L
EXC 300	99	133167	33.30	L	----		
EXC 300	00 - 03	133167	33.30	L	133912	30.00	L
EXC 300	04 - 05	133166	26.90	L	133912	30.00	L
MXC 300	99	133167	33.30	L	----		
MXC 300	00 - 03	133167	33.30	L	133912	30.00	L
MXC 300	04 - 05	133166	26.90	L	133912	30.00	L
XC 300	06 - 16	133165	18.95	L	133916	25.00	L
XC-W 300	06 - 16	133165	18.95	L	133916	25.00	L
XC-W 300 SIX DAYS	15	133165	18.95	L	133916	25.00	L
EXC-F 350	13 - 16	133165	18.95	L	133918	25.00	L
SX-F 350	11 - 15	133165	18.95	L	133918		
XC-F 350	11 - 15	133165	18.95	L	133918	25.00	L
XC-FW 350	12 - 16	133165	18.95	L	133918	25.00	L



## ALL BALLS CLUTCH MASTER CYLINDER REBUILD KITS CONTINUED

MODEL	YEARS	MASTER CYLINDER REBUILD KIT - CLUTCH			SLAVE CYLINDER REBUILD KIT - CLUTCH		
<b>KTM CONTINUED</b>							
XC-FW 350 SIX DAYS	15	133165	18.95	L	133918	25.00	L
EXC 380	98 - 99	133167	33.30	L	----		
EXC 380	00 - 01	133167	33.30	L	133912	30.00	L
EXC 380	02	----			133912	30.00	L
MXC 380	99	133167	33.30	L	----		
MXC 380	00 - 01	133167	33.30	L	133912	30.00	L
SX 380	00 - 02	133167	33.30	L	133912	30.00	L
EXC 400	00 - 02	133166	26.90	L	133912	30.00	L
EXC-G 400	04 - 06	133169	26.90	L	133915	30.00	L
MXC 400	01 - 02	133166	26.90	L	133912	30.00	L
SX 400	00 - 02	133166	26.90	L	133912	30.00	L
XC-W 400	07	133169	26.90	L	133915	30.00	L
XC-W 400	09 - 10	133165	18.95	L	133919	30.00	L
450 SX-F FACTORY EDITION	15	133165	18.95	L	----		
EXC 450	03	133166	26.90	L	133915	30.00	L
EXC 450	04	133169	26.90	L	133915	30.00	L
EXC 450	07	133165	18.95	L	133915	30.00	L
EXC 450	09 - 11	133165	18.95	L	133919	30.00	L
EXC-G 450	04 - 06	133169	26.90	L	133915	30.00	L
EXC-G 450	07	----			133915	30.00	L
EXC-R 450	08	133165	18.95	L	133919	30.00	L
MXC-G 450	03	133166	26.90	L	133915	30.00	L
MXC-G 450	04 - 05	133169	26.90	L	133915	30.00	L
SMR 450	05 - 07	133169	26.90	L	133915	30.00	L
SMS 450	04	133169	26.90	L	----		
SX 450	03	133166	26.90	L	133915	30.00	L
SX 450	04 - 06	133169	26.90	L	133915	30.00	L
SX-F 450	07 - 08	133167	33.30	L	133920	30.00	L
SX-F 450	09 - 11	133170	26.90	L	133920	30.00	L
SX-F 450	12	133168	26.90	L	133920	30.00	L
SX-F 450	13 - 15	133165	18.95	L	133921	25.00	L
SX-F 450	16	133165	18.95	L	----		
SXS 450	03	133166	26.90	L	----		
SXS 450	04	133169	26.90	L	----		
XC 450	04	133169	26.90	L	133915	30.00	L
XC 450	06	----			133915	30.00	L
XC 450	07	133169	26.90	L	133915	30.00	L
XC-F 450	08	133167	33.30	L	133920	30.00	L
XC-F 450	09	133170	26.90	L	133920	30.00	L
XC-F 450	13 - 16	133165	18.95	L	133921	25.00	L
XCR-W 450	08	133165	18.95	L	133919	30.00	L
XC-W 450	07	133169	26.90	L	133915	30.00	L
XC-W 450	08	133165	18.95	L	----		
XC-W 450	09 - 15	133165	18.95	L	133919	30.00	L
XC-W 450	16	----			133919	30.00	L
EXC 500	12 - 16	133165	18.95	L	133919	30.00	L
XC-W 500	12 - 16	133165	18.95	L	133919	30.00	L
SX-F 505	08	133167	33.30	L	133920	30.00	L
XC-F 505	08	133167	33.30	L	133920	30.00	L
XC-F 505	09	133170	26.90	L	133920	30.00	L
EXC 520	00 - 02	133166	26.90	L	133912	30.00	L
MXC 520	01 - 02	133166	26.90	L	133912	30.00	L
SX 520	00 - 02	133166	26.90	L	133912	30.00	L
EXC 525	03	133166	26.90	L	133915	30.00	L
EXC 525	04 - 06	133169	26.90	L	133915	30.00	L
EXC 525	07	133165	18.95	L	133915	30.00	L
MXC-G 525	03	133166	26.90	L	133915	30.00	L
MXC-G 525	04 - 05	133169	26.90	L	133915	30.00	L
SMR 525	05	133169	26.90	L	133915	30.00	L
SX 525	03	133166	26.90	L	133915	30.00	L
SX 525	04 - 06	133169	26.90	L	133915	30.00	L

- accessories
- body
- handlebar & grips
- cables & levers
- exhaust
- engine
- fuel & intake
- electrical & ignition
- clutch**
- drive
- bearings
- brakes
- steering & suspension
- tires
- tools & shop

## ALL BALLS CLUTCH MASTER CYLINDER REBUILD KITS CONTINUED



MODEL	YEARS	MASTER CYLINDER REBUILD KIT - CLUTCH			SLAVE CYLINDER REBUILD KIT - CLUTCH		
<b>KTM CONTINUED</b>							
XC 525	06 - 07	133169	26.90	L	133915	30.00	L
XC-W 525	07	133169	26.90	L	133915	30.00	L
EXC 530	10 - 11	133165	18.95	L	133919	30.00	L
EXC-R 530	08	133165	18.95	L	133919	30.00	L
EXC-R 530	09	----			133919	30.00	L
XCR-W 530	08	133165	18.95	L	133919	30.00	L
XC-W 530	09 - 11	133165	18.95	L	133919	30.00	L
SXS 540	01 - 02	133166	26.90	L	133912	30.00	L
SXS 540	03	133166	26.90	L	133915	30.00	L
SXS 540	04 - 06	133169	26.90	L	133915	30.00	L
SMR 560	06 - 07	133169	26.90	L	133915	30.00	L
SMC 625	04 - 06	133167	33.30	L	133922	30.00	L
SXC 625	03	----			133922	30.00	L
SXC 625	04	133167	33.30	L	133922	30.00	L
SXC 625	05	----			133922	30.00	L
640 LC4 Enduro	03	----			133922	30.00	L
640 LC4 Enduro	04	133167	33.30	L	133922	30.00	L
640 LC4 Supermoto	03	----			133922	30.00	L
640 LC4 Supermoto	04	133167	33.30	L	133922	30.00	L
Adventure 640	03	133167	33.30	L	133922	30.00	L
Adventure 640	04	----			133922	30.00	L
Adventure 640	05 - 07	133167	33.30	L	133922	30.00	L
LC4 640	05	----			133922	30.00	L
660 RALLY FACTORY REPL.	06 - 07	133166	26.90	L	----		
660 RALLYE	01 - 05	133166	26.90	L	----		
690 RALLY FACTORY REPL.	08 - 09	----			133915	30.00	L
ENDURO R 690	09 - 12	133167	33.30	L	133915	30.00	L
ENDURO R 690	13 - 15	----			133915	30.00	L
SMC 690	09 - 10	133167	33.30	L	133915	30.00	L
ADVENTURE 950	03 - 06	133167	33.30	L	----		
SUPER ENDURO 950	07	133167	33.30	L	----		
ADVENTURE 990	07 - 13	133167	33.30	L	----		
SUPERMOTO 990	10 - 11	133167	33.30	L	----		

- accessories
- body
- handlebar & grips
- cables & levers
- exhaust
- engine
- fuel & intake
- electrical & ignition
- clutch
- drive
- bearings
- brakes
- steering & suspension
- tires
- tools & shop

DRIVE



- accessories
- body
- handlebar & grips
- cables & levers
- exhaust
- engine
- fuel & intake
- electrical & ignition
- clutch
- drive**
- bearings
- brakes
- steering & suspension
- tires
- tools & shop

# POWERTRANSFER MOTORCYCLE CHAIN



With our leading edge technology and using only the highest grade of special steel alloys, we produce a full range of superior quality motorcycle chains. The specifications of the JT advanced power transfer chains meet or exceed the requirements of all modern motorcycles, street, MX, enduro, off road and ATV.



## ROAD & DUAL PURPOSE APPLICATION CHART

		150cc 200cc 250cc 350cc 500cc 600cc 750cc 800cc 900cc 1000cc 1200cc											
<b>Z3</b>	<b>X-Ring</b>	520	[Bar chart showing application range from 150cc to 1000cc]										
		525	[Bar chart showing application range from 250cc to 1200cc]										
		530	[Bar chart showing application range from 350cc to 1200cc]										
<b>X1R<sub>2</sub></b>	<b>X-Ring</b>	520	Up to maximum 110 bhp (82 kW)										
<b>X1R</b>	<b>X-Ring</b>	525	Up to maximum 120 bhp (90 kW)										
		530	Up to maximum 130 bhp (97 kW)										
<b>HDS</b>		520	[Bar chart showing application range from 150cc to 350cc]										
<b>HDR</b>		520	[Bar chart showing application range from 150cc to 200cc]										
<b>X1R</b>	<b>X-Ring</b>	428	[Bar chart showing application range from 150cc to 250cc]										
<b>HDR</b>		420	[Bar chart showing application range from 150cc to 150cc]										
<b>HDR</b>		428	[Bar chart showing application range from 150cc to 200cc]										

## MOTOCROSS APPLICATION CHART

		150cc 200cc 250cc 350cc 500cc 600cc 750cc 900cc 1200cc											
<b>X1R</b>	<b>X-Ring</b>	520	Up to maximum 95 bhp										
<b>HDS</b>		520	[Bar chart showing application range from 150cc to 500cc]										
<b>HDR</b>		520	[Bar chart showing application range from 150cc to 350cc]										
<b>X1R</b>	<b>X-Ring</b>	428	[Bar chart showing application range from 150cc to 200cc]										
<b>HDR</b>		420	[Bar chart showing application range from 150cc to 150cc]										
<b>HDR</b>		428	[Bar chart showing application range from 150cc to 150cc]										

## ATV APPLICATION CHART

		150cc 200cc 250cc 350cc 500cc 600cc 750cc 900cc 1200cc											
<b>X1R<sub>2</sub></b>	<b>X-Ring</b>	520	[Bar chart showing application range from 200cc to 600cc]										
<b>HDS</b>		520	[Bar chart showing application range from 150cc to 500cc]										
<b>HDR</b>		520	[Bar chart showing application range from 150cc to 350cc]										
<b>X1R</b>	<b>X-Ring</b>	428	[Bar chart showing application range from 150cc to 200cc]										
<b>HDR</b>		420	[Bar chart showing application range from 150cc to 150cc]										
<b>HDR</b>		428	[Bar chart showing application range from 150cc to 150cc]										

BHVIC application charts are for reference only – to ensure correct chain selection, follow the vehicle manufacturer's recommendations

# JT DRIVE CHAIN

## TECHNICAL SPECIFICATION



### EXPERT SERIES X-RING DRIVE CHAIN

Z3 SUPER HEAVY DUTY X-RING CHAIN

X1R HEAVY DUTY X-RING CHAIN

Z1R HEAVY DUTY X-RING CHAIN



CHAIN	ROLLER DIAMETER	PIN LENGTH	PLATE THICKNESS		WEIGHT PER 100 LINKS	AVG. TENSILE STRENGTH	PIN RIVETING	SOLID BUSH	X-RING SEAL	AVAILABLE CONNECTING LINK	
			INNER	OUTER						Standard	Optional
	mm	mm	mm	mm	kg	kgf (kN)	-	-	-		
520 Z3	10.32	21.4	2.2	2.4	1.87	4240 (41.6)	4	Yes	Yes	RL	-
525 Z3	10.32	23.7	2.4	2.6	2.1	4690 (46.0)	4	Yes	Yes	RL	-
530 Z3	10.32	25.3	2.4	2.6	2.19	4690 (46.0)	4	Yes	Yes	RL	-
428 X1R	8.5	20.8	2	2	1.12	2800 (27.5)	4	Yes	Yes	SL	-
520 X1R	10.22	20.3	2	2	1.55	3700 (36.3)	4	Yes	Yes	DL	RL/SL
520 X1R2	10.22	20.3	2	2	1.67	3900 (38.2)	4	Yes	Yes	DL	RL/SL
525 X1R	10.22	22.6	2.2	2.2	1.87	4050 (39.7)	4	Yes	Yes	RL	SL
530 X1R	10.22	24.9	2.4	2.4	2.08	4200 (41.2)	4	Yes	Yes	RL	SL
520 Z1R	10.32	21.40	2.2	2.4	1.87	4300 (42.2)	4	Yes	Yes	-	-
525 Z1R	10.32	23.70	2.4	2.6	2.10	4800 (47.1)	4	Yes	Yes	-	-
530 Z1R	10.32	25.30	2.4	2.6	2.19	4800 (47.1)	4	Yes	Yes	-	-

- **Connecting Link Reference** - SL: Spring/Clip Link, RL: Rivet Link, DL: Dual Link (contains both link types)
- **Pin Riveting** - Pressed four times for an extra strong rivet that resists powerful lateral forces on the outer plate
- **Solid Bush** - Solid bushes provide enhanced resistance to distortion from repetitive shock loading
- **Riveted Bush** - All 520 HDR/HDS/X1R/X1R2 have riveted bushes that resist powerful lateral forces on the inner plate
- **X-Ring Seal** - X-Ring seals offer better sealing than the conventional O-Ring and produce far less friction. All sealed JT chains are equipped with X-Rings

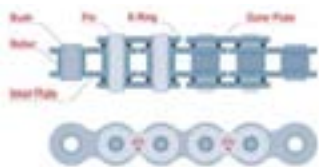
Z3 CHAIN			
	PITCH	# OF LINK	
982602	520	110	73.91 L
982603	520	112	75.26 L
982604	520	114	76.59 L
982605	520	116	77.93 L
982606	520	118	79.28 L
982607	520	120	80.64 L
982608	520	122	81.95 L
982609	520	124	83.31 L
	CONNECTING LINK CLIP TYPE		
982613	525	96	76.50 L
982614	525	98	78.10 L
982615	525	100	79.69 L
982616	525	102	81.26 L
982617	525	104	82.88 L
982618	525	106	84.45 L
982619	525	108	86.07 L
982620	525	110	87.64 L
982621	525	112	89.26 L
982622	525	114	90.83 L
982623	525	116	92.45 L
982624	525	118	94.02 L
982625	525	120	95.64 L
982626	525	122	97.21 L
982627	525	124	98.83 L
	CONNECTING LINK RIVET TYPE		
	CONNECTING LINK CLIP TYPE		

Z3 CHAIN			
	PITCH	# OF LINK	
982629	530	100	86.34 L
982630	530	102	88.07 L
982631	530	104	89.79 L
982632	530	106	91.52 L
982633	530	108	93.24 L
982634	530	110	95.00 L
982635	530	112	96.72 L
982636	530	114	98.45 L
982637	530	116	100.17 L
982638	530	118	101.90 L
982639	530	120	103.62 L
982640	530	122	105.34 L
982641	530	124	107.07 L
	CONNECTING LINK RIVET TYPE		
	CONNECTING LINK CLIP TYPE		

X1R CHAIN			
	PITCH	# OF LINK	
207540	428	124	48.36 N
207541	428	128	49.92 N
982590	428	130	50.98 L
207542	428	134	52.26 N
982591	428	140	54.91 L
207543	428	142	55.38 N
982592	428	146	57.28 L
207658			CONNECTING LINK CLIP TYPE 3.00 N
207572	520	114	63.94 N
207573	520	116	65.06 N
207574	520	118	66.19 N
207575	520	120	67.31 N
207576	520	124	69.55 N
	CONNECTING LINK RIVET TYPE		
	CONNECTING LINK CLIP TYPE		

X1R CHAIN			
	PITCH	# OF LINK	
207608	525	94	62.76 N
982610	525	96	64.10 L
207609	525	104	69.45 N
207610	525	106	70.78 N
207611	525	108	71.71 N
207612	525	110	73.04 N
207613	525	112	74.37 N
207614	525	114	75.70 N
207615	525	116	77.02 N
207616	525	118	78.35 N
207617	525	120	79.68 N
207618	525	122	81.01 N
207619	525	124	82.34 N
	CONNECTING LINK RIVET TYPE		
	CONNECTING LINK CLIP TYPE		
207668			3.71 N
207669			CONNECTING LINK CLIP TYPE 3.11 N
982628	530	92	66.72 L
207630	530	94	67.79 N
207631	530	96	69.24 N
207632	530	98	70.68 N
207633	530	100	72.12 N
207634	530	102	73.56 N
207635	530	104	75.00 N
207636	530	106	76.45 N
207637	530	108	77.89 N
207638	530	110	79.33 N
207639	530	112	80.77 N
207640	530	114	82.22 N
207641	530	116	83.66 N
207642	530	118	85.10 N
207643	530	120	86.54 N
207644	530	122	88.48 N
	CONNECTING LINK RIVET TYPE		
	CONNECTING LINK CLIP TYPE		
207671			4.03 N
207672			CONNECTING LINK CLIP TYPE 3.40 N

X1R2 CHAIN			
	PITCH	# OF LINK	
207577	520	36	20.19 N
207578	520	74	41.51 N
207579	520	78	43.75 N
207580	520	84	47.12 N
207581	520	86	48.24 N
207582	520	90	50.48 N
207583	520	92	51.60 N
207584	520	94	52.72 N
207585	520	96	53.85 N
207586	520	98	54.97 N
207587	520	100	56.09 N
207588	520	102	57.21 N
207589	520	104	58.33 N
207590	520	106	59.46 N
207591	520	108	60.58 N
207592	520	110	61.70 N
207593	520	112	62.82 N
207594	520	114	63.94 N
207595	520	116	65.06 N
207596	520	118	66.19 N
207597	520	120	67.31 N
207598	520	124	69.55 N
	CONNECTING LINK RIVET TYPE		
	CONNECTING LINK CLIP TYPE		
207663			3.14 N
207664			CONNECTING LINK CLIP TYPE 2.60 N



- accessories
- body
- handlebar & grips
- cables & levers
- exhaust
- engine
- fuel & intake
- electrical & ignition
- clutch
- drive
- bearings
- brakes
- steering & suspension
- tires
- tools & shop

# JT DRIVE CHAIN

## TECHNICAL SPECIFICATION



### EXPERT SERIES X-RING DRIVE CHAIN

Z1R CHAIN			
	PITCH	# OF LINK	
207599	520	106	79.14 N
207600	520	108	80.64 N
207601	520	110	81.66 N
207602	520	112	83.15 N
207603	520	114	84.63 N
207604	520	116	86.60 N
207605	520	118	88.10 N
207606	520	120	89.09 N
207607	520	122	91.16 N
982593	520	124	92.59 L
207667	CONNECTING LINK RIVET TYPE		4.43 N

Z1R CHAIN			
	PITCH	# OF LINK	
207620	525	106	93.30 N
207621	525	108	95.06 N
207622	525	110	96.82 N
207623	525	112	98.58 N
207624	525	114	100.34 N
207625	525	116	102.10 N
207626	525	118	103.86 N
207627	525	120	105.62 N
207628	525	122	108.02 N
207629	525	124	109.14 N
207670	CONNECTING LINK RIVET TYPE		5.23 N

Z1R CHAIN			
	PITCH	# OF LINK	
207645	530	102	97.88 N
207646	530	104	99.79 N
207647	530	106	101.13 N
207648	530	108	103.04 N
207649	530	110	104.95 N
207650	530	112	106.86 N
207651	530	114	108.77 N
207652	530	116	110.68 N
207653	530	118	112.58 N
207674	530	120	116.50 E
207655	530	122	117.07 N
207673	CONNECTING LINK RIVET TYPE		5.66 N



### HEAVY DUTY DRIVE CHAIN

CHAIN	ROLLER DIAMETER	PIN LENGTH	PLATE THICKNESS		WEIGHT PER 100 LINKS	AVG. TENSILE STRENGTH	PIN RIVETING	SOLID BUSH	X-RING SEAL	AVAILABLE CONNECTING LINK	
			INNER	OUTER						Standard	Optional
420 HDR	7.77	15.05	1.6	1.6	0.74	2000 (19.6)	2	Yes	-	SL	-
428 HDR	8.5	18.3	2	2	0.97	2500 (24.5)	2	Yes	-	SL	-

### RACE SERIES COMPETITION DRIVE CHAIN

HDS ULTIMATE COMPETITION CHAIN  
HDR SUPER COMPETITION CHAIN



CHAIN	ROLLER DIAMETER	PIN LENGTH	PLATE THICKNESS		WEIGHT PER 100 LINKS	AVG. TENSILE STRENGTH	PIN RIVETING	SOLID BUSH	X-RING SEAL	AVAILABLE CONNECTING LINK	
			INNER	OUTER						Standard	Optional
520 HDS	10.22	18.6	2.2	2.2	1.55	4020 (39.4)	4	Yes	-	SL	RL
520 HDR	10.22	17.8	2	2	1.47	3700 (36.3)	4	Yes	-	SL	RL

HDR CHAIN			
	PITCH	# OF LINK	
207500	420	76	8.59 N
207501	420	86	9.74 N
982584	420	88	9.97 L
207502	420	90	10.13 N
982585	420	92	10.40 L
982586	420	96	10.86 L
207503	420	98	11.09 N
207504	420	100	11.25 N
207505	420	104	11.70 N
982587	420	106	12.02 L
207506	420	108	12.24 N
207507	420	110	12.38 N
207508	420	112	12.67 N
207509	420	114	12.83 N
207510	420	116	13.14 N
982588	420	118	13.36 L
207511	420	120	13.59 N
207512	420	122	13.73 N
207513	420	124	13.95 N
207514	420	126	14.26 N
207515	420	128	14.48 N
207516	420	130	14.71 N
207517	420	132	14.95 N
207518	420	134	15.17 N
207519	420	140	15.86 N
207656	CONNECTING LINK CLIP TYPE		0.74 N

HDR CHAIN			
	PITCH	# OF LINK	
207520	428	100	14.27 N
982589	428	102	14.62 L
207521	428	104	14.91 N
207522	428	108	15.48 N
207523	428	110	15.78 N
207524	428	112	15.98 N
207525	428	114	16.34 N
207526	428	116	16.64 N
207527	428	118	16.93 N
207528	428	120	17.12 N
207529	428	122	17.50 N
207530	428	124	17.79 N
207531	428	126	17.98 N
207532	428	128	18.36 N
207533	428	130	18.55 N
207534	428	132	18.93 N
207535	428	134	19.12 N
207536	428	136	19.52 N
207537	428	140	20.09 N
207538	428	142	20.38 N
207539	428	146	20.95 N
207657	CONNECTING LINK CLIP TYPE		0.74 N

HDR CHAIN			
	PITCH	# OF LINK	
207544	520	84	25.47 N
207545	520	86	25.93 N
207546	520	92	27.74 N
207547	520	96	29.10 N
207548	520	100	30.15 N
207549	520	102	30.91 N
207550	520	104	31.52 N
207551	520	106	31.96 N
207552	520	108	32.56 N
207553	520	110	33.17 N
207554	520	112	33.77 N
207555	520	114	34.37 N
207556	520	116	34.97 N
207557	520	118	35.58 N
207558	520	120	36.18 N
207559	520	124	37.39 N
207659	CONNECTING LINK RIVET TYPE		1.74 N
207660	CONNECTING LINK CLIP TYPE		1.43 N

HDS CHAIN			
	PITCH	# OF LINK	
207560	520	100	33.96 N
207561	520	102	34.86 N
207562	520	104	35.55 N
207563	520	106	36.00 N
207564	520	108	36.90 N
207565	520	110	37.36 N
207566	520	112	38.04 N
207567	520	114	38.71 N
207568	520	116	39.39 N
207569	520	118	40.07 N
207570	520	120	40.75 N
207571	520	124	42.11 N
207661	CONNECTING LINK RIVET TYPE		2.00 N
207662	CONNECTING LINK CLIP TYPE		1.74 N







Regina Chains from the mid 1940s to today, have had considerable resources and commitment and gone into the creation of increasingly advanced and innovative sportbike chains, as part of an enduring quest for two fundamental requirements: maximum functionality and complete, tested safety.

At Regina Chains these results are achieved through comprehensive laboratory tests and analyses, experience from racetrack competition and roadworthy application.

Only after this accurate design and testing process a Regina chain is produced, to withstand the more demanding needs of every sportbike and motorcycle segment.

For many years Regina chain has been certified to ISO 9001. Another confirmation of the excellent quality and reliability of Regina chains design and production process. Regina chains at the top.

For over 50 years Regina Chain has been present in racing competition. Regina Chains international prestige has been achieved thanks to partnerships with important brands such as Aprilia, Ducati, Harley Davidson, Honda, Husqvarna, KTM, Yamaha, Suzuki. This is the result of our high quality and continuous improvement our Regina chains. Regina Chain serves both World Championship riders and private users with the best performing sportbike chains. From low to high powered street motorcycles, motocross, enduro, supermotard, and ATV, Regina chains is a leader in motorcycle and sportbike chains

## STANDARD NON O-RING CHAIN

- Quality chains, designed for road bikes up to 250 cc.
- Special extended bushings, developed to reinforce the press-fit into the linkplates of the chain, ensure a high resistance to chain kinking.
- All chains undergo pre-loading to increase fatigue and wear resistance.
- "Gold" outer plates.



CHAIN	Pitch		Inner width		Roller dia.	Plate thickness		Pin length	Weight			Average tensile strength	
	mm	Inch	mm	Inch		Outer	Inner		Kg/m	Kg/100 Links	Lbs/100 Links	N	Lbs
420	12,70	1/2	6,35	1/4	7,75	1,6	1,8	16,1	0,56	0,71	1,57	15700	3530

PART #	# OF LINKS	
74-42084	84	21.95 G
74-42088	88	22.95 G
74-420100	100	25.80 G
74-420104	104	26.95 G
74-420110	110	28.95 G

### 420 STANDARD CONNECTING LINKS NON O-RING

PART #	TYPE	
74-42000	SPRING CLIP	1.95 G
74-42010	MASTER RIVET TYPE	1.60 G



#### CONNECTING LINKS

- D Outer Plate
- I O-Ring
- L Rivet Link Fork
- M Rivet Pin



- C Connecting Link Fork
- D Outer Plate
- E Connecting Pin
- F Groove
- H Spring Clip
- I O-Ring

- accessories
- body
- handlebar & grips
- cables & levers
- exhaust
- engine
- fuel & intake
- electrical & ignition
- clutch
- drive
- bearings
- brakes
- steering & suspension
- tires
- tools & shop



## REINFORCED NON O-RING CHAIN



- Designed and developed to withstand the severe stress caused by off-road use.
- For Motocross and Enduro bikes up to 500 cc. Alloy carbon steel pins.
- Thicker plates than the standard series for increased tensile strength and fatigue resistance. Extended curl-formed bushings, solid rollers.
- "Gold" outer plates.

CHAIN	Pitch		Inner width		Roller dia.	Plate thickness		Pin length	Weight			Average tensile strength	
	Int. N°	mm	Inch	mm		Inch	mm		mm	Kg/m	Kg/100 Links	Lbs/100 Links	N
428	12,70	1/2	7,75	5/16	8,51	2,0	2,0	19,0	0,86	1,09	2,41	22500	5058
520	15,875	5/8	6,35	1/4	10,16	2,2	2,2	18,9	1,03	1,63	3,60	33400	7509

### 428 REINFORCED CHAIN NON O-RING

PART #	# OF LINKS	Weight	Grade
74-428100	100	40.95	G
74-428116	116	42.05	G
74-428118	118	46.95	G
74-428120	120	49.95	G
74-428124	124	49.95	G
74-428130	130	51.95	G

### 520 REINFORCED CHAIN NON O-RING

PART #	# OF LINKS	Weight	Grade
75-52094	94	60.30	G
75-520100	100	58.85	G
75-520108	108	63.55	G
75-520110	110	64.70	G
75-520112	112	72.30	G
75-520116	116	74.95	G
75-520118	118	75.95	G
75-520120	120	76.95	G

### 428 REINFORCED CONNECTING LINKS NON O-RING

PART #	TYPE	Weight	Grade
74-42800	SPRING CLIP TYPE	2.85	G
74-42810	MASTER RIVET TYPE	2.95	G

### 520 REINFORCED CONNECTING LINKS NON O-RING

PART #	TYPE	Weight	Grade
75-52100	SPRING CLIP TYPE	2.95	G
75-5210	MASTER RIVET TYPE	3.95	G

#### CONNECTING LINKS



- D Outer Plate
- I O-Ring
- L Rivet Link Fork
- M Rivet Pin

#### MASTER RIVET LINK

This is the safest link to join a chain; the only one that could guarantee the same resistance to fatigue as all the other links of the chain.



- C Connecting Link Fork
- D Outer Plate
- E Connecting Pin
- F Groove
- H Spring Clip
- I O-Ring

#### SPRING CLIP LINK TYPE 42

This link is a good compromise of installation and the safety level, as it is much more resistant to fatigue than the slip fit connecting link type 26. It should be used only for low power applications on motorcycles having low displacement (max 400 cc) or for short distances at moderate speed.

- accessories
- body
- handlebar & grips
- cables & levers
- exhaust
- engine
- fuel & intake
- electrical & ignition
- clutch
- drive
- bearings
- brakes
- steering & suspension
- tires
- tools & shop



O-RING CHAIN

- OR chains of the latest generation characterized by new and better performing round section O-rings.
- Light and strong, these sealed chains are engineered to meet the demands of each motorcycle application, providing long life in all conditions seen by road or off-road riders.
- Features include high carbon alloy pins, solid bushings, shot-peened plates and rollers.
- All O-ring chains are submitted to performance enhancing pre-stretching.
- "Gold" outer plates.
- The O-ring series chains provide a huge improvement in wear against standard type chains.
- All chains undergo pre-loading to increase fatigue and wear resistance.



CHAIN	Pitch		Inner width		Roller dia.	Plate thickness		Pin length	Weight			Average tensile strength	
	mm	Inch	mm	Inch		Outer mm	Inner mm		Kg/m	Kg/100 Links	Lbs/100 Links	N	Lbs
520	15,875	5/8	6,35	1/4	10,23	2,0	2,0	20,4	1,03	1,64	3,60	34000	7642
525	15,875	5/8	7,95	5/16	10,23	2,0	2,0	22,1	1,10	1,75	3,86	33800	7597
530	15,875	5/8	9,53	3/8	10,23	2,2	2,2	24,5	1,23	1,96	4,32	35000	7867

520, O-RING CHAIN			
PART #	# OF LINKS		
74-5294	94	80.95	G
74-52104	104	91.95	G
74-52108	108	92.95	G
74-52110	110	85.45	G
74-52112	112	96.60	G
74-52114	114	99.95	G
74-52116	116	91.15	G
74-52118	118	92.70	G
74-52120	120	102.95	G
74-52130	130	102.15	G
74-52132	132	103.70	G
74-52136	136	106.85	G

525, O-RING CHAIN			
PART #	# OF LINKS		
290057	100	128.95	B
290059	108	139.25	B
290060	110	141.85	B
290061	112	144.40	B
290062	114	147.00	B
290063	116	149.60	B
290064	118	152.15	B
290065	120	154.75	B

530, O-RING CHAIN			
PART #	# OF LINKS		
290069	100	112.95	B
290070	104	117.45	B
290071	108	129.95	B
290072	110	124.25	B
290073	112	126.50	B
290074	114	128.75	B
290075	116	131.00	B
290076	118	133.25	B
290077	120	135.55	B
290080	130	146.85	B

520, O-RING CONNECTING LINKS			
PART #	TYPE		
74-5200	SPRING CLIP TYPE	6.95	G
74-5210	MASTER RIVET TYPE	3.65	G

525, O-RING CONNECTING LINKS			
PART #	TYPE		
290081	SPRING CLIP TYPE	6.20	B
290082	MASTER RIVET TYPE	5.65	B

530, O-RING CONNECTING LINKS			
PART #	TYPE		
290083	SPRING CLIP TYPE	6.95	B
290084	MASTER RIVET TYPE	5.70	B



CONNECTING LINKS

- D Outer Plate
- I O-Ring
- L Rivet Link Fork
- M Rivet Pin

MASTER RIVET LINK

This is the safest link to join a chain; the only one that could guarantee the same resistance to fatigue as all the other links of the chain.



- C Connecting Link Fork
- D Outer Plate
- E Connecting Pin Groove
- F Groove
- H Spring Clip
- I O-Ring

SPRING CLIP LINK TYPE 42

This link is a good compromise of installation and the safety level, as it is much more resistant to fatigue than the slip fit connecting link type 26. It should be used only for low power applications on motorcycles having low displacement (max 400 cc) or for short distances at moderate speed.

- accessories
- body
- handlebar & grips
- cables & levers
- exhaust
- engine
- fuel & intake
- electrical & ignition
- clutch
- drive
- bearings
- brakes
- steering & suspension
- tires
- tools & shop



## Z-RING CHAIN



The new, high-performance, outstanding ZR chains take a big step forward with the new patented Z44 seal rings. These new generation seal rings, which feature a special-designed conical shape on their inner side, are the result of the evolution of previous X-ring and Z-ring designs.

The new, high-performance, outstanding ZR chains take a big step forward with the new patented Z44 seal rings. These new generation seal rings, which feature a special-designed conical shape on their inner side, are the result of the evolution of previous X-ring and Z-ring designs.

Features of this design are:

- Patented "Z" ring section.
- The Z-ring flexes when assembled, creating a spring effect that guarantees the seal will not diminish over time.
- The lubricant trapped between the plates and the lobes of the Z-ring keeps the ring lubricated and increases its life.
- ZR chains are the best choice for the most severe and demanding applications. Among other characteristics, the ZR chains feature high alloy steel plates and pins, solid bushings and rollers, shot-peening of plates, pins and rollers, performance-enhancing pre-stretching and "gold" outer plates.

CHAIN	Pitch		Inner width		Roller dia. mm	Plate thickness		Pin length mm	Weight			Average tensile strength	
	Int. N°	mm	Inch	mm		Inch	Outer mm		Inner mm	Kg/m	Kg/100 Links	Lbs/100 Links	N
520	15,875	5/8	6,35	1/4	10,23	2,2	2,2	21,4	1,11	1,76	3,88	36000	7868
525	15,875	5/8	7,95	5/16	10,23	2,2	2,2	22,9	1,17	1,86	4,10	35800	7868
530	15,875	5/8	9,53	3/8	10,23	2,4	2,4	25,3	1,40	2,22	4,90	41000	9217
532	15,875	5/8	9,53	3/8	11,10	2,6	2,4	25,3	1,50	2,38	5,26	41500	9330

### 520, Z-RING CHAIN

PART #	# OF LINKS	Weight	B
290003	100	146.70	B
290005	108	158.40	B
290006	110	161.35	B
290007	112	164.30	B
290008	114	167.20	B
290009	116	170.15	B
290010	118	173.10	B
290011	120	176.00	B
290014	130	190.70	B

### 520, Z-RING CONNECTING LINKS

PART #	# OF LINKS	Weight	B
290049	SPRING CLIP TYPE	8.95	B
290050	MASTER RIVET TYPE	6.75	B

### 530, Z-RING CONNECTING LINKS

PART #	# OF LINKS	Weight	B
290054	MASTER RIVET TYPE	5.65	B

### 530, Z-RING CHAIN

PART #	# OF LINKS	Weight	B
290027	100	158.70	B
290028	104	165.05	B
290029	108	171.40	B
290030	110	174.55	B
290031	112	177.75	B
290032	114	180.90	B
290034	118	187.25	B
290035	120	190.40	B
290038	130	206.30	B




SRX2

ULTIMATE SPORT BIKE CHAIN

**SRX2 SERIES**  
**THE ULTIMATE SPORT BIKE CHAIN.**

The SRX2 series chains are an excellent value for any street machine. The SRX2 chains feature lightening holes, reduced friction and Quadra X-Ring design which increases chain life from 1.5 to 2 times longer than a standard O-Ring chain.



CHAIN SIZE	PIN DIA-LENGTH MM-MM	ROLLER DIA. MM	PLATE THICKNESS		WEAR LIFE INDEX STD. AS 100	WEIGHT 100 LINKS		DISP. MAX CC'S STREET / DIRT
			INNER MM	OUTER MM		LBS.	KG	
520SRX2	5.38 19.95	10.16	2.0	2.0	1,500	3.46	1.57	750 / 650
525SRX2	5.38 22.35	10.20	2.2	2.2	1,500	4.10	1.86	1,000 / 750
530SRX2	5.38 24.00	10.20	2.2	2.2	1,500	4.32	1.96	1,000 / 750

**520 SRX2**

PART#	# OF LINKS	COLOR	PRICE	UNIT
334169	82	NATURAL	69.11	J
334170	84	NATURAL	70.80	J
334171	86	NATURAL	72.48	J
334179	86	GOLD	79.06	J
334172	88	NATURAL	74.17	J
334173	90	NATURAL	75.85	J
334174	92	NATURAL	77.54	J
334180	92	GOLD	84.57	J
334175	94	GOLD	86.42	J
334176	96	NATURAL	80.91	J
334177	96	GOLD	88.25	J
334178	98	NATURAL	82.60	J
334181	98	GOLD	90.11	J
334157	100	NATURAL	84.28	J
334158	100	GOLD	91.94	J
334159	102	NATURAL	85.97	J
334160	104	NATURAL	87.65	J
334161	104	GOLD	95.62	J
334182	106	NATURAL	89.34	J
334162	108	NATURAL	91.02	J
334163	110	NATURAL	92.71	J
334183	110	GOLD	101.13	J
334164	112	NATURAL	94.39	J
334165	114	NATURAL	96.08	J
334184	114	GOLD	104.81	J
334166	116	NATURAL	97.76	J
334185	116	GOLD	106.64	J
334186	118	NATURAL	99.45	J
334167	120	NATURAL	101.13	J
334168	120	GOLD	110.33	J
334187	130	NATURAL	109.56	J
334188	130	GOLD	119.52	J
334189	140 MLJ	NATURAL	117.98	J
334190	150 MLJ	NATURAL	126.43	J

**525 SRX2**

PART#	# OF LINKS	COLOR	PRICE	UNIT
334191	108	NATURAL	120.34	J
334192	110	NATURAL	122.58	J
334193	110	GOLD	130.91	J
334194	112	NATURAL	124.80	J
334195	116	NATURAL	129.27	J
334196	120	NATURAL	133.73	J
334197	120	GOLD	142.83	J
334198	122	NATURAL	135.94	J
334199	130	NATURAL	144.87	J
334200	140	NATURAL	156.02	J
334201	150	NATURAL	167.16	J

334233	CLIP TYPE	6.79	J
334234	GOLD CLIP TYPE	6.79	J
334235	CONNECTING LINK RIVET TYPE	6.79	J
334236	GOLD CONNECTING LINK RIVET TYPE	6.79	J
334237	CONNECTING LINK SCREW TYPE	17.93	J

**530 SRX2**

334202	108	NATURAL	122.22	J
334203	110	NATURAL	124.48	J
334204	112	NATURAL	126.75	J
334205	114	NATURAL	129.01	J
334206	116	NATURAL	131.27	J
334207	118	NATURAL	133.53	J
334208	120	NATURAL	135.80	J
334209	120	GOLD	144.99	J
334210	130	GOLD	157.08	J
334211	150	NATURAL	169.76	J

334238	CLIP TYPE	7.56	J
334239	GOLD CLIP TYPE	7.56	J
334240	CONNECTING LINK RIVET TYPE	7.56	J
334241	GOLD CONNECTING LINK RIVET TYPE	7.56	J
334242	CONNECTING LINK SCREW TYPE	17.93	J

334228	CLIP TYPE	6.28	J
334229	GOLD CLIP TYPE	6.28	J
334230	CONNECTING LINK RIVET TYPE	6.28	J
334231	GOLD CONNECTING LINK RIVET TYPE	6.28	J
334232	CONNECTING LINK SCREW TYPE	17.93	J



- accessories
- body
- handlebar & grips
- cables & levers
- exhaust
- engine
- fuel & intake
- electrical & ignition
- clutch
- drive**
- bearings
- brakes
- steering & suspension
- tires
- tools & shop

- accessories
- body
- handlebar & grips
- cables & levers
- exhaust
- engine
- fuel & intake
- electrical & ignition
- clutch
- drive**
- bearings
- brakes
- steering & suspension
- tires
- tools & shop



## ZVX3

**PINNACLE OF CHAIN TECHNOLOGY**

### ZVX3 SERIES THE PINNACLE OF CHAIN TECHNOLOGY

- Ultra Strong - ZVX3 series chains easily surpasses every other brand with a tensile strength of 11,100 lbs.
- New ZX ring - Adopted new ZX-ring and lasts 15% longer than ZVX series
- Minimizing the clearance between the plates - improved stiffness and weight (4.85/100 lbs)



CHAIN SIZE	PIN DIA. - LENGTH MM - MM	ROLLER DIA. MM	PLATE THICKNESS		WEAR LIFE INDEX STD. AS 100	WEIGHT 100 LINKS LBS. KG	DISP. MAX CC'S STREET / DIRT
			INNER MM	OUTER MM			
530ZVX3	5.39 24.70	10.20	2.4	2.66	2,000	4.85 2.20	1,400 / NA

#### 530 ZVX3

PART#	# OF LINKS	COLOR		
334212	110	GOLD	203.15	J
334213	112	GOLD	206.86	J
334214	112	CHROME	206.86	J
334215	120	NATURAL	211.29	J
334216	120	GOLD	221.62	J
334217	120	CHROME	221.62	J
334218	120	BLACK/GOLD	238.44	J
334219	130	GOLD	240.11	J
334220	130	CHROME	240.11	J
334221	140	GOLD	258.57	J
334222	140	CHROME	258.57	J
334223	150	GOLD	277.03	J
334224	150	CHROME	277.03	J
334225	150	BLACK/GOLD	298.05	J
334226	160	GOLD	295.50	J
334227	160	CHROME	295.50	J



334243	GOLD CONNECTING LINK RIVET TYPE	9.10	J
334244	CHROME CONNECTING LINK RIVET TYPE	9.10	J
334245	BLACK CONNECTING LINK RIVET TYPE	9.10	J
334246	CONNECTING LINK SCREW TYPE	19.73	J

### Limited Warranty

EK O-ring and Quadra-X ring chains are warranted against defects in materials and workmanship for 24 months/unlimited mileage (for street use) or 12 months/unlimited mileage (for off-road use). This warranty is not applicable in any of the following cases:

1. Any applications other than those recommended by EK Chain and motorcycle owners manual
2. Use in competitive events
3. Use on motorcycles that have been modified in any way
4. Improper installment
5. Maintenance neglect including but not limited to lack of or improper lubrication, sprocket misalignment, and improper chain adjustment
6. Normal Wear



**ECONOMICAL O-RING CHAINS**

**SRO SERIES**

**A QUALITY O-RING CHAIN AT AN AFFORDABLE PRICE.**

The SRO series chains offer a value-priced O-ring chain that will not compromise on quality or durability. Features include lightening holes\*, high-tech heat-treated steel alloys and all the exact same quality and craftsmanship that EK puts into their entire product line.



CHAIN SIZE	PITCH IN-MM	WIDTH IN-MM	PIN DIA-LGTH MM-MM	ROLLER DIA. MM	PLATE THICKNESS		WEAR LIFE INDEX STD. AS 100	WEIGHT 100 LINKS LBS. KG	DISP. MAX CC'S STREET / DIRT	HP. MAX
					MM	MM				
520SRO	5 5/8 - 15.875	1/4 - 6.35	5.24 20.50	10.16	2.00 2.00	8,000 35.6	800	3.50 1.59	650 / 650	50

**520 SRO**

PART #	# OF LINKS	COLOR	
EK520S82	82	NATURAL	50.25 J
EK520S84	84	NATURAL	51.50 J
EK520S86	86	NATURAL	52.70 J
EK520S88	88	NATURAL	53.95 J
EK520S90	90	NATURAL	55.20 J
EK520S92	92	NATURAL	56.45 J
EK520S94	94	NATURAL	57.70 J
EK520S96	96	NATURAL	58.90 J
EK520S98	98	NATURAL	60.15 J
EK520S00	100	NATURAL	61.40 J
EK520S02	102	NATURAL	62.50 J
EK520S04	104	NATURAL	63.75 J
334042	106	NATURAL	65.00 J
334043	108	NATURAL	66.25 J
EK520S10	110	NATURAL	67.50 J
334044	112	NATURAL	68.70 J
334045	114	NATURAL	69.95 J
334046	116	NATURAL	71.20 J
334047	118	NATURAL	72.30 J
EK520S20	120	NATURAL	73.55 J
334049	120	GOLD	83.70 J
334051	130	GOLD	90.65 J



**520 SRO CONNECTING LINKS**

PART #	TYPE	COLOR	
EK520R05	CLIP TYPE	NATURAL	5.40 J
334152	CLIP TYPE	GOLD	5.60 J
EK520R10	MASTER RIVET TYPE	NATURAL	5.40 J
334153	MASTER RIVET TYPE	GOLD	5.60 J



**SPORT SERIES • NON SEALED CHAIN • STANDARD**

Features two-point riveting and firmed bushings. Recommended for ATVs, Dirt Bikes and Motorcycles up to 125cc. All chains can be cut to length with connecting links provided with each chain.

**420 SPORT SERIES**

up to 80cc Dirt Links

PART #	# OF LINKS	
EK42032	132	50.25 J
<b>CONNECTING LINK "CLIP TYPE"</b>		
EK42005	Sold Each	53.95 J

**428 SPORT SERIES**

up to 80cc Dirt Links

PART #	# OF LINKS	
EK42832	132	50.25 J
<b>CONNECTING LINK "CLIP TYPE"</b>		
EK42805	Sold Each	53.95 J

**520 SPORT SERIES**

up to 125cc Dirt Links

PART #	# OF LINKS	
EK42084	84	50.25 J
EK52088	88	50.25 J
EK52090	90	50.25 J
EK52000	100	50.25 J
EK52020	120	50.25 J
<b>CONNECTING LINK "CLIP TYPE"</b>		
EK52005	Sold Each	53.95 J

**EK BULK CHAIN 25'**  
005-520SR05-25FT

EK520R25 Bulk • 25 Ft. Roll 246.95 B

- accessories
- body
- handlebar & grips
- cables & levers
- exhaust
- engine
- fuel & intake
- electrical & ignition
- clutch
- drive**
- bearings
- brakes
- steering & suspension
- tires
- tools & shop

- accessories
- body
- handlebar & grips
- cables & levers
- exhaust
- engine
- fuel & intake
- electrical & ignition
- clutch
- drive**
- bearings
- brakes
- steering & suspension
- tires
- tools & shop



**VALUE-PRICED GUARDA X-RING CHAINS**

## SRX SERIES THE PREMIUM ALL-AROUND QUADRA-X RING CHAINS.

The SRX series chains are an excellent value for any street machine. The SRX chains feature lightening holes, reduced friction and Quadra X-Ring design which increases chain life from 1 1/2 to 2 times longer than a standard O-Ring chain.



CHAIN SIZE	PITCH IN-MM	WIDTH IN-MM	PIN DIA-LGTH MM-MM	ROLLER DIA. MM	PLATE THICKNESS		WEAR LIFE INDEX STD. AS	WEIGHT 100 LINKS LBS. KG	DISP. MAX CC'S STREET / DIRT	HP. MAX
					INNER MM	OUTER MM				
520SRX	5/8 - 15.875	1/4 - 6.35	5.38 21.50	10.16	2.20 2.20	8,500 37.8	1200	3.70 1.68	750 / 750	90
525SRX	5/8 - 15.875	5/16 - 7.94	5.38 23.00	10.2	2.20 2.20	8,800 39.1	1200	3.91 1.77	900 / 750	110
530SRX	5/8 - 15.875	3/8 - 9.53 5	.38 25.40	10.2	2.40 2.40	9,400 41.8	1200	4.80 2.17	1000 / 750	120

### 520 SRX

PART #	# OF LINKS	COLOR	PRICE	UNIT
EK520X82	82	NATURAL	75.05	J
EK520X84	84	NATURAL	76.80	J
EK520X86	86	NATURAL	78.65	J
334000	86	GOLD	85.85	J
EK520X88	88	NATURAL	80.50	J
EK520X90	90	NATURAL	82.35	J
EK520X92	92	NATURAL	84.10	J
334001	92	GOLD	91.80	J
EK520X94G	94	GOLD	86.20	J
EK520X96	96	NATURAL	87.80	J
334003	96	GOLD	95.75	J
EK520X98	98	NATURAL	89.55	J
334004	98	GOLD	97.75	J
334005	100	GOLD	99.70	J
EK520X02	102	NATURAL	93.25	J
EK520X04	104	NATURAL	95.15	J
334007	104	GOLD	103.70	J
334008	106	NATURAL	97.00	J
EK520X08	108	NATURAL	98.75	J
EK520X10	110	NATURAL	100.60	J
334009	110	GOLD	109.75	J
EK520X12	112	NATURAL	102.45	J
EK520X14	114	NATURAL	104.20	J
334010	114	GOLD	113.75	J
EK520X16	116	NATURAL	106.05	J
334011	116	GOLD	115.70	J
334012	118	NATURAL	107.90	J
EK520X20	120	NATURAL	109.75	J
334013	120	GOLD	119.70	J
334015	130	NATURAL	118.80	J
334016	130	GOLD	129.75	J
334017	140	NATURAL	128.00	J
334018	150	NATURAL	137.15	J

### 525 SRX

PART #	# OF LINKS	COLOR	PRICE	UNIT
334019	108	NATURAL	130.60	J
334020	110	NATURAL	132.95	J
334021	110	GOLD	142.00	J
334022	112	NATURAL	135.45	J
334024	120	NATURAL	144.85	J
334025	120	GOLD	154.90	J
334026	122	NATURAL	147.45	J
334028	130	NATURAL	157.15	J
334030	140	NATURAL	169.30	J
334031	150	NATURAL	181.30	J

### 530 SRX

PART #	# OF LINKS	COLOR	PRICE	UNIT
334032	108	NATURAL	132.60	J
334033	110	NATURAL	135.05	J
334034	112	NATURAL	137.55	J
334035	114	NATURAL	139.90	J
334036	116	NATURAL	142.40	J
334037	118	NATURAL	144.85	J
334038	120	NATURAL	147.35	J
334039	120	GOLD	157.25	J
334040	130	GOLD	170.40	J



### 520 SRX CONNECTING LINKS

PART #	CLIP TYPE	COLOR	PRICE	UNIT
EK52X05	CLIP TYPE	NATURAL	6.10	J
334150	CLIP TYPE	GOLD	6.10	J
EK52X10	MASTER RIVET TYPE	NATURAL	6.10	J
334151	MASTER RIVET TYPE	GOLD	6.10	J

### 525 SRX CONNECTING LINKS

PART #	CLIP TYPE	COLOR	PRICE	UNIT
334142	CLIP TYPE	GOLD	6.85	J
334143	MASTER RIVET TYPE	NATURAL	6.85	J
334144	MASTER RIVET TYPE	GOLD	6.85	J
334145	SCREW TYPE	NATURAL	16.95	J

### 530 SRX CONNECTING LINKS

PART #	CLIP TYPE	COLOR	PRICE	UNIT
334146	CLIP TYPE	NATURAL	7.35	J
334147	CLIP TYPE GOLD	GOLD	7.35	J
334148	MASTER RIVET TYPE	NATURAL	7.35	J
334149	MASTER RIVET TYPE	GOLD	7.35	J





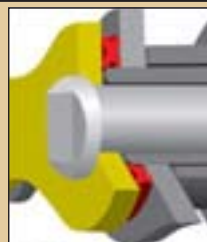


**PREMIUM QUADRA-X RING CHAINS**

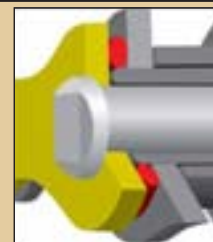
**NEW QUADRA X-RING**

EK'S X-Ring chain offers features you may not find on any other brands.

Quadra's X-Ring design reduces friction by as much as 40% because of smaller contact areas. The X-Ring's 4 point contact patch also offers better sealing than conventional o-rings. Lab tests show the Quadra X-ring chains last 50% longer than a standard O-ring chain!



EK's Quadra X-Ring



O-ring chain

**MVXZ SERIES**

**OUR SUPREME QUADRA-X RING CHAINS, THE IDEAL OE REPLACEMENT.**

EK's MVXZ Quadra-X Ring chain is the ideal replacement chain for any 600 to 1000cc street bike. Features like lightening holes in the sideplates, large-diameter pins, and friction-reducing Quadra-X Rings help ensure high-performance and from 1 1/2 to 2 times increased wear life when compared to a standard O-Ring chain.



Every MVXZ chain features EK's Quadra-X Ring design. This innovative sealing technology results in reduced friction and increased chain life. Lab tests show that a Quadra-X Ring chain can last from 1 1/2 to 2 times longer than a standard O-Ring chain.

We strongly recommend these Quadra-X Ring chains as the ideal replacement for the original equipment chain on your 600 to 1000cc sportbike. Features like solid bushings, lightening holes in the sideplates, large-diameter pins, and friction-reducing Quadra-X Rings help ensure high-performance and durability. MVX chains are available in colors.


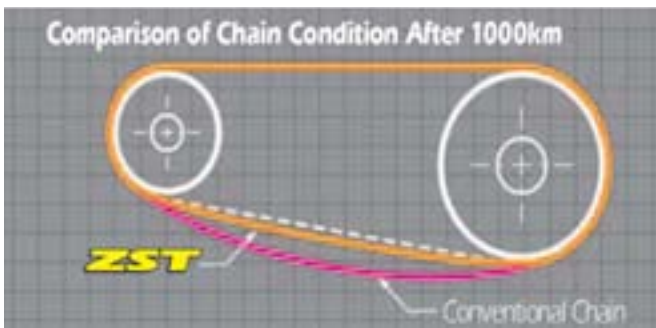
- **Recommended application:** up to 1000cc/100hp for 520MVXZ; up to 1000cc/130hp for 525MVXZ; up to 1000cc/145hp for 530MVXZ
- **Available colors:** gold, chrome,
- **Tensile strength:** 9000 lbs. for 520MVXZ; 9300 lbs. for 525MVXZ and 530MVXZ
- **Available lengths:** Up to 120 links for 520MVXZ; up to 130 links for 525 and 530MVXZ
- **Zero Stretch Technology** available as an option on some MVXZ chains.

CHAIN SIZE	PITCH IN-MM	WIDTH IN-MM	PIN DIA-LGTH MM-MM	ROLLER DIA. MM	PLATE THICKNESS		WEAR LIFE INDEX STD. AS 100	WEIGHT 100 LINKS LBS. KG	DISP. MAX CC'S STREET / DIRT	HP. MAX		
					INNER	OUTER						
520MVXZ	5/8 - 15.875	1/4 - 6.35	5.38 21.50	10.2	2.20	2.20	9,000	40.0	1,500	3.99 1.81	1000 / 750	100
525MVXZ	5/8 - 15.875	5/16 - 7.94	5.38 23.00	10.2	2.20	2.20	9,300	41.3	1,500	4.21 1.91	1000 / 750	130
530MVXZ	5/8 - 15.875	3/8 - 9.53	5.38 24.60	10.3	2.20	2.20	9,300	41.3	1,500	4.46 2.02	1000 / 750	145

**ZERO STRETCH TECHNOLOGY**



EK Chain's new Zero Stretch Technology virtually eliminates measurable chain stretch in the first 1000km of use. ZST puts an end to the hassle of retensioning the chain after the initial break-in period, when most chain stretch occurs. For racers, this can mean going several race weekends without a single chain adjustment. You also get the confidence of knowing that a chain with ZST will stay within wear tolerances throughout its entire service life. ZST is standard on the 530ZZZ chain, and available as an option on some MVXZ series chains.



- accessories
- body
- handlebar & grips
- cables & levers
- exhaust
- engine
- fuel & intake
- electrical & ignition
- clutch
- drive**
- bearings
- brakes
- steering & suspension
- tires
- tools & shop

- accessories
- body
- handlebar & grips
- cables & levers
- exhaust
- engine
- fuel & intake
- electrical & ignition
- clutch
- drive**
- bearings
- brakes
- steering & suspension
- tires
- tools & shop



## PREMIUM QUADRA-X RING CHAINS

### 520 MVZX

PART #	# OF LINKS	COLOR		
334052	110	NATURAL	127.45	J
334053	110	GOLD	140.25	J
334054	114	GOLD	145.35	J
334055	116	GOLD	147.95	J
334056	120	NATURAL	143.25	J
334058	120	CHROME	153.05	J
334057	120	GOLD	153.05	J
334094	120 ZERO STRETCH	GOLD	167.90	J
334061	130	CHROME	165.80	J
334060	130	GOLD	165.80	J
334095	130 ZERO STRETCH	GOLD	181.95	J
334063	140	NATURAL	167.20	J
334064	150	BLACK	211.45	J

### 525 MVZX

334065	110	NATURAL	152.55	J
334066	110	GOLD	161.60	J
334067	112	GOLD	164.30	J
334068	116	GOLD	170.40	J
334069	120	NATURAL	166.55	J
334071	120	CHROME	176.25	J
334070	120	GOLD	176.25	J
334096	120 ZERO STRETCH	GOLD	184.90	J
334072	120	BLACK	192.45	J
334073	122	NATURAL	169.30	J
334074	122	GOLD	179.20	J
334077	130	CHROME	190.10	J
334076	130	GOLD	190.10	J
334097	130 ZERO STRETCH	GOLD	200.30	J
334079	150	CHROME	220.35	J
334078	150	GOLD	220.35	J
334080	150	BLACK	240.45	J

### 530 MVZX

PART #	# OF LINKS	COLOR		
334081	110	NATURAL	157.15	J
334083	110	CHROME	166.30	J
334082	110	GOLD	166.30	J
334084	120	NATURAL	171.40	J
334086	120	CHROME	181.45	J
334085	120	GOLD	181.45	J
334098	120 ZERO STRETCH	GOLD	199.30	J
334087	120	BLACK	200.65	J
334088	122	NATURAL	174.25	J
334090	130	CHROME	196.55	J
334089	130	GOLD	196.55	J
334099	130 ZERO STRETCH	GOLD	215.80	J
334092	150	CHROME	226.80	J
334091	150	GOLD	226.80	J
334093	150	BLACK	250.75	J



### 520 MVZX CONNECTING LINKS

PART #	TYPE	COLOR		
334120	CLIP TYPE	NATURAL	7.35	J
334121	CLIP TYPE	BLACK	7.35	J
334122	SCREW TYPE	NATURAL	13.30	J
334131	MASTER RIVET TYPE	NATURAL	7.35	J
334132	MASTER RIVET TYPE	BLACK	7.95	J
334133	MASTER RIVET TYPE-ZERO STRETCH	GOLD	7.35	J
334134	MASTER RIVET TYPE-ZERO STRETCH	GOLD	7.35	J

### 520 MVZX CONNECTING LINKS

334123	MASTER RIVET TYPE	NATURAL	7.60	J
334124	MASTER RIVET TYPE	BLACK	7.60	J
334125	CLIP TYPE	NATURAL	7.60	J
334126	CLIP TYPE	BLACK	7.60	J
334127	SCREW TYPE	NATURAL	17.95	J
334135	MASTER RIVET TYPE-ZERO STRETCH	GOLD	7.60	J
334136	MASTER RIVET TYPE-ZERO STRETCH	GOLD	7.60	J

### 530 MVZX CONNECTING LINKS

334128	CLIP TYPE	NATURAL	8.10	J
334129	CLIP TYPE	BLACK	8.10	J
334130	SCREW TYPE	NATURAL	12.95	J
334137	MASTER RIVET TYPE	NATURAL	8.10	J
334138	MASTER RIVET TYPE	BLACK	8.60	J
334139	MASTER RIVET TYPE	GOLD	8.10	J
334140	CLIP TYPE-ZERO STRETCH	GOLD	8.10	J

### CONNECTING LINKS



- D Outer Plate
- I O-Ring
- L Rivet Link Fork
- M Rivet Pin



- C Connecting Link Fork
- D Outer Plate
- E Connecting Pin
- F Groove
- H Spring Clip
- I O-Ring



**EXTREME CHAINS FOR EXTREME BIKES**

**ZVX SERIES**

**THE ULTIMATE SPORT BIKE CHAIN.**

In a direct comparison to all other premium chains, the EK ZVX easily surpasses every other brand with a tensile strength of 10,560 lbs. The ZVX features EK's Quadra-X Ring design to increase wear life and reduce friction for maximum engine performance. If you own a Hayabusa, ZX-14 or any of the new generation of 180hp literbikes the 530ZVX is the chain you need.



CHAIN SIZE	PITCH IN-MM	WIDTH IN-MM	PIN DIA-LGTH MM-MM	ROLLER DIA. MM	PLATE THICKNESS		WEAR LIFE INDEX STD. AS 100	WEIGHT 100 LINKS LBS. KG	DISP. MAX CC'S STREET / DIRT	HP. MAX		
					INNER	OUTER						
530ZVX2	5/8 - 15.875	3/8 - 9.53	5.38 25.80	10.3	2.40	2.60	10,560	46.9	1,500	4.89 2.22	1400 / NA	180

**530 ZVX2**

PART #	# LINKS	COLOR		
334101	112	GOLD	203.00	J
334102	112	CHROME	203.00	J
334103	120	NATURAL	207.35	J
334104	120	GOLD	189.95	J
334105	120	CHROME	217.50	J
334106	120	BLACK	234.00	J
334107	130	GOLD	235.60	J
334108	130	CHROME	235.60	J
334109	140	GOLD	253.75	J
334110	140	CHROME	253.75	J
334111	150	GOLD	271.95	J
334113	150	BLACK	292.55	J
334114	160	GOLD	290.05	J
334115	160	CHROME	290.05	J

**530 ZVX2 CONNECTING LINKS**

PART #	TYPE	COLOR		
334116	MASTER RIVET TYPE	GOLD	9.80	J
334117	MASTER RIVET TYPE	CHROME	8.85	J



**CONNECTING LINKS**

- D Outer Plate
- I O-Ring
- L Rivet Link Fork
- M Rivet Pin

**MASTER RIVET LINK**

This is the safest link to join a chain; the only one that could guarantee the same resistance to fatigue as all the other links of the chain.



- C Connecting Link Fork
- D Outer Plate
- E Connecting Pin
- F Groove
- H Spring Clip
- I O-Ring

**SPRING CLIP LINKTYPE 42**

This link is a good compromise of installation and the safety level, as it is much more resistant to fatigue than the slip fit connecting link type 26. It should be used only for low power applications on motorcycles having low displacement (max 400 cc) or for short distances at moderate speed.

**EK STANDARD AND OPTIONAL CONNECTING LINKS**

Some of the EK chains in this catalog are available with different style connecting links. All are easy to install, however some like the (Rivet-type) link require a special rivet tool. This tool can be purchased separately

**MASTET-RIVET-TYPE**

The MLJ is our most dependable connecting link, more commonly used on street machines. Requires special riveting tool to install.

**CLIP-TYPE (SEMI-PRESS FIT)**

The SKJ is easy to install and very similar to a standard SPJ link. The SKJ's re-designed link plate requires additional pressure to push onto the connecting pins but offers increased dependability and a tighter fit. Comes standard with many motocross, off-road, ATV and drag racing chains. Can be easily installed with a standard pair of pliers.

**SLJ: SCREW TYPE**

The SLJ is easy to install and a very dependable alternative. Patented mechanism allows easy installment with a wrench and a pair of pliers. Available only as option for selected sealed chains.

**SCREW TYPE MASTER LINK**

EK's screw type master links do not require any special tools for installation. This unique patented link gives a rivet-like fit, using only an 8mm wrench and a pair of pliers.



- accessories
- body
- handlebar & grips
- cables & levers
- exhaust
- engine
- fuel & intake
- electrical & ignition
- clutch
- drive**
- bearings
- brakes
- steering & suspension
- tires
- tools & shop



## HEAVY DUTY DRIVE CHAIN

KMC offers a full selection of motorcycle chains that feature the properties of high performance, durability and accuracy. Under strict controlled manufacturing process, components are incorporated to meet the rigid quality requirements and allow this series of products to offer the best value due to its consistent stability.

### 420 CHAIN

SIZE / NO. OF LINKS	PART #		
420H-100	907130	8.95	G
420H-104	907131	9.95	G
CONNECTING LINK	907132	0.95	G

### 428 CHAIN

SIZE / NO. OF LINKS	PART #		
428H-100	907001	10.95	G
428H-102	907002	11.95	G
428H-104	907003	12.95	G
428H-106	907004	13.95	G
428H-108	907005	13.95	G
428H-110	907006	13.95	G
428H-112	907007	13.95	G
428H-114	907008	13.95	G
428H-116	907009	13.95	G
428H-118	907010	14.95	G
428H-120	907011	14.95	G
428H-122	907012	14.95	G
428H-124	907013	14.95	G
428H-126	907014	14.95	G
428H-128	907015	16.95	G
428H-130	907016	16.95	G
CONNECTING LINK	907098	0.95	G
OFFSET LINK	907108	0.95	G

### 520 CHAIN

SIZE / NO. OF LINKS	PART #		
520H-100	907017	21.95	G
520H-102	907018	21.95	G
520H-104	907019	21.95	G
520H-106	907020	22.95	G
520H-108	907021	22.95	G
520H-110	907022	23.95	G
520H-114	907023	23.95	G
520H-116	907024	24.95	G
520H-120	907025	25.95	G
CONNECTING LINK	907099	0.95	G
OFFSET LINK	907110	1.95	G

### 530 CHAIN

SIZE / NO. OF LINKS	PART #		
530H-92	907190	24.95	G
530H-96	907191	25.95	G
530H-100	907192	27.95	G
530H-102	907193	27.95	G
530H-104	907194	28.95	G
530H-106	907195	28.95	G
530H-108	907196	29.95	G
530H-110	907197	29.95	G
530H-112	907198	30.95	G
530H-114	907199	30.95	G
530H-116	907200	31.95	G
CONNECTING LINK	907319	1.95	G



### 420 DX CHAIN

SIZE / NO. OF LINKS	PART #		
420DX-100	907303	23.95	G
420DX-120	907304	27.95	G
420DX-130	907305	30.95	G
CONNECTING LINK	907320	1.95	G

### 420 DX CHAIN

SIZE / NO. OF LINKS	PART #		
428DX-100	907307	29.95	G
428DX-120	907308	35.95	G
428DX-130	907309	37.95	G
CONNECTING LINK	907321	1.95	G

### 520 DX CHAIN

SIZE / NO. OF LINKS	PART #		
520DX-120	907312	70.95	G
520DX-100-GOLD/BLACK	907314	12.95	G
CONNECTING LINK-GOLD	907322	3.95	G

- accessories
- body
- handlebar & grips
- cables & levers
- exhaust
- engine
- fuel & intake
- electrical & ignition
- clutch
- drive
- bearings
- brakes
- steering & suspension
- tires
- tools & shop



## SEALED (O-RING) DRIVE CHAIN

Specifically designed with sealed-in lubrication, makes KMC sealed chain work to its optimum life. Superior alloy steel is used and heat-treated to provide best performance in strength. In addition, specially formulated grease contained by using a durable ring in between solid bushing and hardened pin, keeps constant lubrication and eliminates friction during operation. Least wear results in least chain stretch and prolongs its service life.

- accessories
- body
- handlebar & grips
- cables & levers
- exhaust
- engine
- fuel & intake
- electrical & ignition
- clutch
- drive**
- bearings
- brakes
- steering & suspension
- tires
- tools & shop

428 CHAIN			
SIZE / NO. OF LINKS	PART #		
428UO-102	907027	35.95	G
428UO-108	907028	38.95	G
428UO-110	907029	39.95	G
428UO-116	907030	41.95	G
428UO-118	907031	41.95	G
428UO-120	907032	42.95	G
428UO-126	907033	44.95	G
428UO-130	907202	54.95	G
CONNECTING LINK	907101	1.95	G

520 CHAIN			
SIZE / NO. OF LINKS	PART #		
520UO-60	907204	41.95	G
520UO-68	907035	40.95	G
520UO-70	907036	41.95	G
520UO-76	907037	44.95	G
520UO-78	907038	45.95	G
520UO-80	907039	46.95	G
520UO-82	907040	48.95	G
520UO-84	907041	49.95	G
520UO-86	907042	50.95	G
520UO-88	907043	51.95	G
520UO-90	907044	52.95	G
520UO-92	907045	53.95	G
520UO-94	907046	55.95	G
520UO-96	907047	56.95	G
520UO-98	907048	58.95	G
520UO-100	907049	59.95	G
520UO-102	907050	60.95	G
520UO-104	907051	61.95	G
520UO-106	907052	62.95	G
520UO-108	907053	63.95	G
520UO-110	907054	64.95	G
520UO-112	907055	65.95	G
520UO-114	907056	66.95	G
520UO-116	907057	67.95	G
520UO-120	907058	70.95	G
520UO-86-GOLD/BLACK	907059	58.95	G
520UO-92-GOLD/BLACK	907060	62.95	G
520UO-94-GOLD/BLACK	907061	63.95	G
520UO-96-GOLD/BLACK	907062	64.95	G
520UO-98-GOLD/BLACK	907063	66.95	G
520UO-100-GOLD/BLACK	907064	67.95	G
520UO-102-GOLD/BLACK	907065	69.95	G
520UO-104-GOLD/BLACK	907066	70.95	G
520UO-110-GOLD/BLACK	907067	74.95	G
520UO-112-GOLD/BLACK	907068	75.95	G
520UO-114-GOLD/BLACK	907069	76.95	G
520UO-116-GOLD/BLACK	907070	79.95	G
520UO-120-GOLD/BLACK	907071	81.95	G
CONNECTING LINK	907102	3.95	G

525 CHAIN *COMES W/ A RIVET STYLE MASTER LINK			
SIZE / NO. OF LINKS	PART #		
525UO-100	907073	60.95	G
525UO-104	907074	62.95	G
525UO-106	907290	75.95	G
525UO-108	907075	64.95	G
525UO-110	907076	65.95	G
525UO-112	907077	66.95	G
525UO-114	907078	67.95	G
525UO-118	907079	71.95	G
525UO-120	907080	72.95	G
525UO-122	907081	73.95	G
525UO-130	907082	77.95	G
525UO-100-GOLD/BLACK	907292	81.95	G
CONNECTING LINK	907103	3.95	G
CONNECTING LINK - GOLD	907323	4.95	G

530 CHAIN *COMES W/ A RIVET STYLE MASTER LINK			
SIZE / NO. OF LINKS	PART #		
530UO-94	907083	56.95	G
530UO-96	907084	58.95	G
530UO-100	907085	60.95	G
530UO-102	907086	61.95	G
530UO-104	907087	63.95	G
530UO-106	907088	64.95	G
530UO-108	907089	65.95	G
530UO-110	907090	66.95	G
530UO-112	907091	67.95	G
530UO-114	907092	69.95	G
530UO-116	907093	70.95	G
530UO-118	907094	71.95	G
530UO-120	907095	72.95	G
530UO-122	907096	73.95	G
530UO-130	907097	78.95	G
530UO-100-GOLD/BLACK	907300	82.95	G
530UO-120-GOLD/BLACK	907301	99.95	G
CONNECTING LINK	907104	3.95	G




## PBR CHAIN TOOL

- Innovative design will Press, Break & Rivet 520, 525, & 530 chains with one convenient tool
- Versatile design will remove chain pins, press master-link plates and rivet hollow nose & soft nose (quad stake) master link pins on O-ring and non O-ring type chains
- Easy to use design allows you to change tool functions by simply moving the position of the anvil block
- Indexing letters on movable anvil and body insures correct tool configuration. Simply line up the letter on the anvil to the letter on the body to get the configuration you need!
- All components conveniently store on tool when not in use
- All steel construction with heat treated components for strength and durability
- May be supported in a vise or held with included handle
- Great for the professional technician or DIY mechanic
- Compact and light enough to carry in a tool bag for trail side repairs
- Includes spare pin
- Patent pending



143820 86.99 D



## PRESS-FIT CHAIN LINK TOOLS

Since about 1990, most new chains use press-fit type side plates on the connecting links. On this type of link, the side plate can not be installed properly without the aid of a special tool. The chain manufacturers have decided the press fit adds strength to the connecting link and should always be used. The Motion Pro chain press tools below are designed to install the press-fit connecting links on 520-530 standard and O-ring chains.

- Versatile enough to be used on cam chains or drive chains
- Will break chains from #35 to #630
- For chain 520 and up, it is recommended to grind to rivet head
- Each kit includes 3 pin sizes to fit most chains
- Features new & improved investment-cast-hardened body and redesigned body bolt
- Now the kit includes press places
- Recommended for light to medium duty use

CHAIN BREAKER & RIVETING TOOL	678058	89.99	E
REPLACEMENT PARTS			
2MM REPLACEMENT PIN	678059	6.99	E
3MM REPLACEMENT PIN	678060	6.99	E
4MM REPLACEMENT PIN	678061	6.99	E
REPLACEMENT RIVET TIP	678062	6.99	E



## T6™ SUPER LIGHT CHAIN TOOL

- For breaking 520 to 530 chain
- For pressing on and off 520 and some 525 clip type master link side plates
- Includes 1/4 in. drive adapter for turning sockets
- Light weight, 6 oz. including press plates and handle (8 oz. with pouch)
- Will push link pin completely through link/side plate
- Handle detaches for easy storage. To reduce the weight even more an MP Tool (part# 08-0161), 8 mm combination wrench or 8mm socket with extension can be used as the handle
- Custom pouch holds tool securely and includes pocket for extra chain or master links and a large accessory pocket
- Body forged from high-strength 4130 chrome-moly
- Body bolt and extractor bolt manufactured from billet high-strength 7075 T6 Aluminum
- Replaceable pin is heat treated for strength and wear resistance
- Press plates manufactured from light weight 6061 T-6 aluminum
- Perfect addition for tool packs
- For use on clip type master links with press fit side plates only
- This tool does not rivet master link pins

**142277 78.99 E**



**CAN BE CONVERTED INTO A FUNCTIONAL 1/4 IN. DRIVER**

## JUMBO CHAIN TOOL



- Designed to break roller chain up to 630 (Fits all standard & O-ring chain sizes 520 to 630)
- Designed to rivet chain up to 530 (not 630)
- Master link side plate press kit included to press on side plates on chains up to 530 (not 630)
- Screws & attachments are heat treated for strength and durability
- The extractor pin is precisely guided by a removable guide, ensuring long pin life
- May be bolted to a work bench, supported in a vise or held by handle
- When bolted to a solid surface, air or electric wrenches may be used to break chain
- Recommended for heavy-duty use
- For riveting hollow nose master links
- Requires 08-0142 Quad Stake Rivet Kit (not included) to rivet soft-nose type master link pin tip

**JUMBO CHAIN TOOL  
678135 139.99 E  
REPLACEMENT PIN  
678135D 8.69 E**



## MASTER LINK PLIERS

- Designed to simplify installation and removal of clip-type master links
- One tip is shorter and notched to be placed on the pin which allows the longer end to push the clip

**142165 19.99 E**



accessories
body
handlebar & grips
cables & levers
exhaust
engine
fuel & intake
electrical & ignition
clutch
<b>drive</b>
bearings
brakes
steering & suspension
tires
tools & shop

- accessories
- body
- handlebar & grips
- cables & levers
- exhaust
- engine
- fuel & intake
- electrical & ignition
- clutch
- drive**
- bearings
- brakes
- steering & suspension
- tires
- tools & shop

## CHAIN BREAKER

- For 420 to 630 chain
- Will push link pin completely through link
- Handle folds away for easy storage
- Replaceable pin is heat treated for strength and wear resistance



**CHAIN BREAKER**  
678001 25.99 E  
**REPLACEMENT PIN**  
678002 3.99 E

## CHAIN DETACHER

- A handy tool to remove and replace pins in chain links
- Lightweight
- Heat treated
- Imported



**CHAIN DETACHER**  
1733 27.05 J  
**REPL. PUNCH**  
1729 2.70 L



## MINI CHAIN PRESS TOOL

- Fits most 520 - 530 standard and O-ring chains
- Tool box or fanny pack size
- Hex key wrench is included with tool



**678070 9.99 E**

## CHAIN PRESS TOOL KIT

- Fits 520 - 530 standard and O-ring chains



**CHAIN PRESS TOOL KIT**  
678066 52.99 E  
**PRESS PLATES ONLY**  
678067 E E

## CHAIN ALIGNMENT TOOL

- Quick and accurate alignment
- Tool body clamps squarely to rear sprocket so the alignment rod will indicate sprocket alignment



**678048 14.99 E**

## QUAD STAKE RIVET KIT

- The perfect compliment to the **678135 JUMBO CHAIN TOOL**
- Retain that factory quad stake look
- Safely and properly peens soft-nose-type masterlink pin tip



**678142 22.99 E**





## CHAIN AND SPROCKET KITS

**KIT CONTAINS:  
JT SPROCKET'S  
FRONT AND REAR  
SPOCKETS  
AND  
EK'S QUADRA  
X-RING CHAIN.**

HONDA DIRT BIKE								
CR125R	87-96/98-99/02	520	114	13	51	WBH13511	134.95	N
CR125R	00-01/03	520	116	13	52	WBH1352	137.95	N
CR125R	04-07	520	114	13	52	WBH13521	136.95	L
CR250R	92-93	520	112	13	49	WBH1349	134.95	N
CR250R	94-95	520	114	13	49	WBH13491	135.95	N
CR250R	96-01	520	114	13	50	WBH1350	134.95	N
CR250R	02-05	520	114	13	48	WBH1348	134.95	N
CRF250R	04-07	520	114	13	51	WBH1351	136.95	N
CRF250X	04-06	520	114	13	49	WBH13491	135.95	N
CRF450R	04-08	520	114	13	48	WBH1348	134.95	N
CRF450R	02-03	520	114	13	50	WBH1350	134.95	N
KAWASAKI DIRT BIKE								
KX125	94-95	520	110	12	49	WBK1249	128.95	N
KX125	00-02	520	110	12	49	WBK1249	128.95	N
KX125	03	520	110	13	51	WBK1351	130.95	N
KX125	04-05	520	114	13	51	WBK13511	134.95	N
KX250/L4	00-04	520	114	13	49	WBK1349	130.95	N
KX250/M1-M2	03-04	520	114	13	49	WBK1349	130.95	N
SUZUKI DIRT BIKE								
RM125	96/00-04	520	114	12	49	WBS1249	130.95	L
RM250	89-92/01-07	520	114	13	49	WBS1349	136.95	N
DRZ400E	00-08	520	108	14	47	WBS1447	134.95	L
DRZ400S	00-08	520	112	15	44	WBS1544	134.95	L
YAMAHA DIRT BIKE								
WR400	99	520	114	14	50	WBY1450	128.95	L
WR426	00-02	520	114	14	50	WBY1450	128.95	L
WR450	03-06	520	114	14	50	WBY1450	128.95	L
YZ125	02-04	520	112	13	49	WBY1349	117.95	H
YZ250F	01-06	520	112	13	48	WBY1348	128.95	L
YZ400F	99	520	114	14	49	WBY1449	118.95	H
YZ426F	00-02	520	114	14	49	WBY1449	118.95	H
YZ450F	03-04	520	114	14	48	WBY1448	118.95	H

- accessories
- body
- handlebar & grips
- cables & levers
- exhaust
- engine
- fuel & intake
- electrical & ignition
- clutch
- drive**
- bearings
- brakes
- steering & suspension
- tires
- tools & shop

- accessories
- body
- handlebar & grips
- cables & levers
- exhaust
- engine
- fuel & intake
- electrical & ignition
- clutch
- drive**
- bearings
- brakes
- steering & suspension
- tires
- tools & shop



JT Sprockets is the leading manufacturer of heavy-duty sprockets with precision and style for Street Bikes. Revolutionary technology was utilized to these sprockets to produce excellent performance – in speed, handling and overall ride feel. JT Sprockets are also the ultimate sprockets within any range of ATV with unbeatable value, making it the most sought-after engine component by ATV enthusiasts.

MODEL	YEAR	FRONT			#	REAR			#	PITCH	LINKS
<b>HONDA</b>											
Z50 RD	86	JT25213	8.65	L	13	JT25537	14.10	L	37	420	76
CRF50 F	04-16	JT125614	9.90	L	14	JT121337	17.55	L	37	420	78
XR50 R	00-04	JT125614	9.90	L	14	JT121337	17.55	L	37	420	118
Z50 K1-K6/A	69-78	JT251212	8.65	L	12	JT25537	14.10	L	37	420	76
Z50 R	79-81	JT251212	8.65	L	12	JT25537	14.10	L	37	420	76
Z50 R	82-87	JT25213	8.65	L	13	JT25537	14.10	L	37	420	76
Z50 R	88-99	206194	8.65	L	14				37	420	76
Z50 RD	92-93	206194	8.65	L	14				37	420	76
CR60 R	83-84	JT25314	8.65	L	14	JT121445	17.55	L	45	420	104
CRF70 F	04-12	JT125615	9.90	L	15	JT121436	17.55	L	36	420	86
XR70 R	00-03	JT125615	9.90	L	15	JT121436	17.55	L	36	420	86
CT70	69-82	JT25315	8.65	L	15	JT25635	17.15	L	35	420	86
CL70	77-82	JT25315	8.65	L	15	JT25635	17.15	L	35	420	86
CT70	91-94	JT25315	8.65	L	15	JT25635	17.15	L	35	420	86
XR70 R	97-99	JT25315	8.65	L	15	JT121436	17.55	L	36	420	86
XR75	73-78	206194	8.65	L	14	206856	22.65	L	46	420	100
XL75	77-79	206194	8.65	L	14	JT25636	17.15	L	36	420	94
CR80 R ELSINORE	80	JT25314	8.65	L	14	206806	19.65	L	47	420	108
CR80 R ELSINORE	81	JT25314	8.65	L	14	206806	19.65	L	47	420	112
CR80 R	84	JT25314	8.65	L	14	206577	19.40	L	49	420	114
CR80 R	85	JT25315	8.65	L	15	JT21549	20.30	L	49	420	114
CRF80 F	04-13	206194	8.65	L	14	JT121446	17.55	L	46	420	110
XR80	79-84	206194	8.65	L	14	206856	22.65	L	46	420	100
XL80 S	80-85	JT25315	8.65	L	15	206851	17.15	L	37	420	96
CR80 R	82-83	JT25314	8.65	L	14	JT121447	18.25	L	47	420	112
XR80 R	85-03	206194	8.65	L	14	JT121446	17.55	L	46	420	110
CR80 R	86-95	JT125615	9.90	L	15	JT21549	20.30	L	49	420	114
CR80 R 428 CHAIN CONVERSION	86-95	JT125715	10.70	L	15	JT21749	24.30	L	49	428	114
CR80 R	96-02	JT125615	9.90	L	15	JT21549	20.30	L	49	420	116
CR80 R 428 CHAIN CONVERSION	96-02	JT125715	10.70	L	15	JT21749	24.30	L	49	428	116
CR80 RB EXPERT	96-02	JT125615	9.90	L	15	JT21555	25.90	L	55	420	126
CR80 RB EXPERT 428 CHAIN CONVERSION	96-02	JT125715	10.70	L	15	206798	28.10	L	55	428	126
CR85 R	03-04	JT125615	9.90	L	15	JT21550	20.95	L	50	420	116
CR85 R 428 CHAIN CONVERSION	03-04	JT125715	10.70	L	15	206796	25.25	L	50	428	116
CR85 RB EXPERT	03-04	JT125615	9.90	L	15	JT21556	25.90	L	56	420	124
CR85 RB EXPERT 428 CHAIN CONVERSION	03-04	JT125715	10.70	L	15	206799	28.30	L	56	428	124
CR85 R	05-07	JT125615	9.90	L	15	JT21549	20.30	L	49	420	116
CR85 R 428 CHAIN CONVERSION	05-07	JT125715	10.70	L	15	JT21749	24.30	L	49	428	116
CR85 RB EXPERT	05-07	JT125615	9.90	L	15	JT21555	25.90	L	55	420	124
CR85 RB EXPERT 428 CHAIN CONVERSION	05-07	JT125715	10.70	L	15	206798	28.10	L	55	428	124
CT90	79				15				45	428	
CT90 K1-K5	68-78				15				45	428	104
ST90	73-75				15	206865	22.25	L	40	428	94
CRF100 F	04-13	JT27414	9.50	L	14	JT120450	24.75	L	50	428	118
SL100	69-72	206205	9.50	L	14	206871	25.05	L	49	428	110
XL100 K	74-76	206205	9.50	L	14	206871	25.05	L	49	428	110
XL100	77-78	206205	9.50	L	14	206871	25.05	L	49	428	112
XL100 S	79-80	JT27415	9.50	L	15	206869	25.05	L	45	428	118
XR100	81-84	JT27414	9.50	L	14	207363	26.65	L	50	428	112
XL100 S	81-85	JT27415	9.50	L	15	207361	22.30	L	42	428	108
XR100 R	85-03	JT27414	9.50	L	14	JT120450	24.75	L	50	428	118
CT110 TRAIL 110	80	JT126315	9.50	L	15	207362	23.45	L	45	428	104
CRF110 F	13-15	JT25314	8.65	L	14	982676	17.55	L	38	420	86
CT110 TRAIL 110	81-86		0.00	0	15	207362	23.45	L	45	428	104
CR125 R	02	JT32613	15.20	L	13	JT21051	35.05	L	51	520	114

## DIRT BIKE SPROCKETS CONT.

MODEL	YEAR	FRONT			#	REAR			#	PITCH	LINKS
<b>HONDA CONTINUED</b>											
CR125 R	03	JT32613	15.20	L	13	JT21052	36.60	L	52	520	116
CT125	77	206205	9.50	L	14	206874	28.60	L	52	428	102
CR125 R	82	206212	13.25	L	13				51	520	110
CR125 R	85	206061	13.25	L	13	JT21051	35.05	L	51	520	114
CR125 R	86	206215	14.90	L	13	JT21051	35.05	L	51	520	114
NX125	88	206206	9.50	L	15	206583	30.95	L	56	428	130
CR125 R	97	JT32612	15.20	L	12	JT21049	34.20	L	49	520	112
CR125 R	04-07	982642	16.53	L	13	JT21052	36.60	L	52	520	116
CR125 R	00-01	JT32613	15.20	L	13	JT21052	36.60	L	52	520	116
CRF125 F	14-16	206225	9.50	L	13	JT120446	22.40	L	46	428	112
CRF125 FB	15-16	206225	9.50	L	13	982677	24.73	L	49	428	112
CL125	73-74	206206	9.50	L	15	206866	22.25	L	42	428	104
SL125 K1/K2	73-76				15	206871	25.05	L	49	428	110
TL125 S/K2	73-76	206206	9.50	L	15	982678		L	60	428	120
MT125 K1	74-76				15	206868	25.05	L	44	428	118
XL125	74-78	206206	9.50	L	15	206874	28.60	L	52	428	118
CR125 R	79-81	206212	13.25	L	13				51	520	110
XL125 S	79-85	206205	9.50	L	14	206875	31.35	L	56	428	124
CR125 R	83-84	206061	13.25	L	13	JT21051	35.05	L	51	520	112
CR125 R	87-96	JT32613	15.20	L	13	JT21051	35.05	L	51	520	114
NX125	89-90	206206	9.50	L	15	206582	30.05	L	48	428	126
CR125 R	98-99	JT32613	15.20	L	13	JT21051	35.05	L	51	520	114
CRF150 F	03-06	JT32713	15.65	L	13	JT21048	32.90	L	48	520	112
CRF150 F	07-16	JT32713	15.65	L	13	JT21047	32.90	L	47	520	104
CRF150 R	07-16	982643	9.47	L	15	JT21550	20.95	L	50	420	120
CRF150 RB	07-16	982643	9.47	L	15	JT21556	25.90	L	56	420	126
CL175 K3-K7	68-73				16	206864	22.25	L	39	428	116
XL175 K1	74-75				14				38	520	94
MR175	75-77				14				43	428	118
XL175 K2	76-78				14				42	520	94
XR185	79	206206	9.50	L	15	982679	TBA		58	428	126
XL185 S	79-83	206205	9.50	L	14	206872	25.45	L	50	428	120
XR200 R PRO LINK	81-83	JT32813	13.25	L	13	206845	32.15	L	50	520	106
XL200 R	83-84	JT32813	13.25	L	13	206844	29.25	L	45	520	104
XR200 R	84-85	JT32813	13.25	L	13	JT245250	32.15	L	50	520	108
XR200 R	86-03	JT32813	13.25	L	13	JT245247	30.95	L	47	520	108
TLR200 REFLEX	86-87	JT32813	13.25	L	13	206571	31.30	L	44	520	96
TR200 FATCAT	86-87	JT135213	10.70	L	13	206570	25.00	L	39	520	100
CRF230 F	03-16	JT32713	15.65	L	13	JT21050	33.75	L	50	520	110
CRF230 L	08-09	206249	13.90	L	13	JT21039	30.45	L	39	520	100
CRF230 M	09-10	206249	13.90	L	13	206773	30.45	L	38	520	100
CRF250 R	10	982642	16.53	L	13				48	520	116
MR250	76				14				47	520	104
CR250 R	81	206308	17.60	L	14				54	520	114
CR250 R	86	206244	17.35	L	14				51	520	114
CR250 R	87	206244	17.35	L	14				53	520	114
CR250 R	02-05	982645	16.57	L	13				48	520	114
CRF250 X	04-06	982646	17.85	L	14				53	520	114
CRF250 R	04-09	982642	16.53	L	13				51	520	114
CR250 R	06-08	982645	16.57	L	13				49	520	114
CRF250 X	07-16	982646	17.85	L	14				53	520	116
CRF250 R	11-16	982642	16.53	L	13				49	520	116
CRF250 L	13-15	982370	12.50	L	14				40	520	106
XL250 K1/K2	72-76	206030	13.25	L	15				48	520	102
CR250 M	73-74				14				48	520	104
MT250 K1	74-76				14	982680	TBA		47	520	106
TL250	75-76										
CR250 M1	75-76				14				48	520	104
CR250 R	78-80				14				49	520	110
XL250 S	78-81	206029	13.25	L	14				53	520	102
XR250	79-80	206028	13.25	L	13				53	520	102
XR250 R PRO LINK	81-82	206028	13.25	L	13				53	520	106
CR250 R	82-83	206308	17.60	L	14				54	520	114
XL250 R PRO LINK	82-83	JT28114	14.90	L	14				47	520	102

accessories

body

handlebar  
& gripscables &  
levers

exhaust

engine

fuel &  
intakeelectrical  
& ignition

clutch

drive

bearings

brakes

steering &  
suspension

tires

tools &  
shop

## DIRT BIKE SPROCKETS CONT.

MODEL	YEAR	FRONT			#	REAR	#	PITCH	LINKS
<b>HONDA CONTINUED</b>									
CR250 R	84-85	<b>206308</b>	<b>17.60</b>	L 14			51	520	114
XR250 R PRO LINK	84-85	<b>JT32813</b>	<b>13.25</b>	L 13			50	520	108
XL250 R PRO LINK	84-87	<b>JT32813</b>	<b>13.25</b>	L 13			40	520	102
XR250 R PRO LINK	86-87	<b>JT32813</b>	<b>13.25</b>	L 13			48	520	108
XR250 R PRO LINK	88-89	<b>JT32713</b>	<b>15.65</b>	L 13			48	520	108
CR250 R	88-91	<b>982644</b>	<b>16.57</b>	L 14			51	520	114
XR250 R PRO LINK	90-95	<b>JT32713</b>	<b>15.65</b>	L 13			48	520	108
XR250 L	91-96	<b>JT32713</b>	<b>15.65</b>	L 13			40	520	104
CR250 R	92-93	<b>982645</b>	<b>16.57</b>	L 13			49	520	112
CR250 R	94-95	<b>982645</b>	<b>16.57</b>	L 13			49	520	114
CR250 R	96-01	<b>982645</b>	<b>16.57</b>	L 13			50	520	114
XR250 R	96-04	<b>206045</b>	<b>14.90</b>	L 13			48	520	106
XR350 R	85	<b>206067</b>	<b>16.50</b>	L 14			42	520	106
XR350 R	83-84	<b>206250</b>	<b>13.90</b>	L 14			42	520	104
XL350 R	84-85	<b>206250</b>	<b>13.90</b>	L 14			40	520	102
XR400 R	96-04	<b>JT132215</b>	<b>14.90</b>	L 15			45	520	108
CR450 R	81	<b>206308</b>	<b>17.60</b>	L 14			54	520	116
CRF450 R	02-03	<b>982645</b>	<b>16.57</b>	L 13			50	520	114
CRF450 R	04-16	<b>982645</b>	<b>16.57</b>	L 13			48	520	114
CRF450 X	05-16	<b>982645</b>	<b>16.57</b>	L 13			51	520	114
CR480 R	82-83	<b>206308</b>	<b>17.60</b>	L 14			54	520	118
XL500 R PRO LINK	82	<b>JT28115</b>	<b>15.40</b>	L 15			43	520	100
XR500	79-80	<b>JT28114</b>	<b>14.90</b>	L 14			48	520	100
XL500 S	79-81	<b>JT28114</b>	<b>14.90</b>	L 14			41	520	96
XR500 R PRO LINK	81-82	<b>JT28114</b>	<b>14.90</b>	L 14			48	520	104
XR500 R PRO LINK	83-84	<b>JT28114</b>	<b>14.90</b>	L 14			48	520	104
CR500 R	84-85	<b>206308</b>	<b>17.60</b>	L 14			51	520	116
CR500 R	86-87	<b>206244</b>	<b>17.35</b>	L 14			51	520	116
CR500 R	88-91	<b>982644</b>	<b>16.57</b>	L 14			51	520	116
CR500 R	92-01	<b>982644</b>	<b>16.57</b>	L 14			49	520	114
XL600 R	83-87	<b>JT28115</b>	<b>15.40</b>	L 15			43	520	104
XR600 R	85-87	<b>JT28114</b>	<b>14.90</b>	L 14			48	520	110
XL600 V TRANSALP	88-90	<b>206265</b>	<b>21.05</b>	L 15			47	525	118
XR600 R	88-90	<b>JT28114</b>	<b>14.90</b>	L 14			50	520	112
XR600 R	91-00	<b>JT30914</b>	<b>19.85</b>	L 14			48	520	110
NX650	88	<b>JT28115</b>	<b>15.40</b>	L 15			45	520	108
NX650	89	<b>206273</b>	<b>20.65</b>	L 15			45	520	108
XR650 R	00-07	<b>JT130714</b>	<b>21.85</b>	L 14			48	520	110
XR650 L	93-16	<b>JT30915</b>	<b>19.85</b>	L 15			45	520	110
<b>HUSABERG</b>									
TE250	11-14	<b>982665</b>	<b>16.77</b>	L 13			50	520	118
TE125	12-13	<b>982665</b>	<b>16.77</b>	L 13			50	520	
FE250	13-14	<b>982664</b>	<b>16.77</b>	L 14			50	520	118
TE300	11-14	<b>982665</b>	<b>16.77</b>	L 13			50	520	118
FE350	13	<b>982665</b>	<b>16.77</b>	L 13			52	520	
MX350	95	<b>206548</b>	<b>18.65</b>	L 14			48	520	
FC350 6 SPEED	96	<b>206548</b>	<b>18.65</b>	L 14			48	520	
FC350 4 SPEED	00-01	<b>206549</b>	<b>18.65</b>	L 15			44	520	
FC350 6 SPEED	00-01	<b>206549</b>	<b>18.65</b>	L 15			48	520	
FE350	00-01	<b>206548</b>	<b>18.65</b>	L 14			48	520	
350 ENDURO	92-95	<b>206548</b>	<b>18.65</b>	L 14			48	520	
FC350 4 SPEED	96-99	<b>206549</b>	<b>18.65</b>	L 15			44	520	
FE350	96-99	<b>206548</b>	<b>18.65</b>	L 14			48	520	
FC350 6 SPEED	97-99	<b>206549</b>	<b>18.65</b>	L 15			48	520	
FE390 ENDURO	10-12	<b>982665</b>	<b>16.77</b>	L 13			52	520	118
FC400 6 SPEED	96	<b>206548</b>	<b>18.65</b>	L 14			48	520	
FC400 4 SPEED	00-01	<b>206549</b>	<b>18.65</b>	L 15			44	520	
FC400 6 SPEED	00-01	<b>206549</b>	<b>18.65</b>	L 15			48	520	
FE400 E	00-03	<b>206548</b>	<b>18.65</b>	L 14			48	520	
FC400 4 SPEED	96-99	<b>206549</b>	<b>18.65</b>	L 15			44	520	

## DIRT BIKE SPROCKETS CONT.

MODEL	YEAR	FRONT			#	REAR		#	PITCH	LINKS
<b>HUSABERG CONTINUED</b>										
FE400	96-99	<b>206548</b>	<b>18.65</b>	L	14			48	520	
FC400 6 SPEED	97-99	<b>206549</b>	<b>18.65</b>	L	15			48	520	
FC450	04-06	<b>206548</b>	<b>18.65</b>	L	14			48	520	
FE450 E	04-08	<b>206548</b>	<b>18.65</b>	L	14			48	520	
FS450 E	04-08	<b>206549</b>	<b>18.65</b>	L	15			42	520	
FE450 ENDURO	09-14	<b>982665</b>	<b>16.77</b>	L	13			52	520	120
FX450 CROSS COUNTRY	10-12	<b>982665</b>	<b>16.77</b>	L	13			52	520	118
MX499 4 SPEED	92-95	<b>206549</b>	<b>18.65</b>	L	15			44	520	
MX499 6 SPEED	92-95	<b>206548</b>	<b>18.65</b>	L	14			48	520	
FC501 6 SPEED	96	<b>206548</b>	<b>18.65</b>	L	14			48	520	
FC501 6 SPEED	00-01	<b>206549</b>	<b>18.65</b>	L	15			48	520	
FE501	00-01	<b>206548</b>	<b>18.65</b>	L	14			48	520	
FE501	13-14	<b>982664</b>	<b>16.77</b>	L	14			52	520	
501 ENDURO	90-95	<b>206548</b>	<b>18.65</b>	L	14			48	520	
MX501 4 SPEED	92-95	<b>206549</b>	<b>18.65</b>	L	15			44	520	
MX501 6 SPEED	92-95	<b>206548</b>	<b>18.65</b>	L	14			48	520	
FC501 4 SPEED	96-99	<b>206549</b>	<b>18.65</b>	L	15			44	520	
FE501	96-99	<b>206548</b>	<b>18.65</b>	L	14			48	520	
FC501 6 SPEED	97-99	<b>206549</b>	<b>18.65</b>	L	15			48	520	
FC550 4 SPEED	03-04	<b>206549</b>	<b>18.65</b>	L	15			42	520	
FE550 E	04-08	<b>206549</b>	<b>18.65</b>	L	15			48	520	
FC550	05-06	<b>206548</b>	<b>18.65</b>	L	14			48	520	
FE570	09-12	<b>982665</b>	<b>16.77</b>	L	13			52	520	118
FS570 SUPERMOTO	10-11	<b>982664</b>	<b>16.77</b>	L	14			38	520	118
FC600 6 SPEED	00-01	<b>206549</b>	<b>18.65</b>	L	15			48	520	
FE600	00-01	<b>206548</b>	<b>18.65</b>	L	14			48	520	
600 ENDURO	93-95	<b>206548</b>	<b>18.65</b>	L	14			48	520	
FC600 4 SPEED	96-99	<b>206549</b>	<b>18.65</b>	L	15			44	520	
FC600 6 SPEED	96-99	<b>206549</b>	<b>18.65</b>	L	15			48	520	
FE600	96-99	<b>206548</b>	<b>18.65</b>	L	14			48	520	
FE650 E	03-08	<b>206549</b>	<b>18.65</b>	L	15			45	520	
FS650 E	03-08	<b>206549</b>	<b>18.65</b>	L	15			40	520	
FS650 C	05-08	<b>206549</b>	<b>18.65</b>	L	15			40	520	
<b>HUSQVARNA</b>										
125 TE	16	<b>982665</b>	<b>16.77</b>	L	13			50	520	118
125 TE	11-13	<b>982666</b>	<b>TBA</b>	L	14			59	428	
125 TC	14-15	<b>982665</b>	<b>16.77</b>	L	13			50	520	118
125 TE	14-16	<b>982664</b>	<b>16.77</b>	L	14			50	520	118
125 WR ENDURO	83-84	<b>206546</b>	<b>16.85</b>	L	12			48	520	110
125 CR	84-87	<b>206546</b>	<b>16.85</b>	L	12			52	520	116
125 WR ENDURO	85-87	<b>206546</b>	<b>16.85</b>	L	12			52	520	118
125 WRK ENDURO	88-89	<b>206546</b>	<b>16.85</b>	L	12			52	520	116
125 CR	90-94	<b>206532</b>	<b>22.90</b>	L	12			52	520	116
125 WR ENDURO	90-94	<b>206532</b>	<b>22.90</b>	L	12			52	520	116
240 CR	84-88	<b>206546</b>	<b>16.85</b>	L	12			52	520	116
240 WR ENDURO	85-88	<b>206547</b>	<b>17.85</b>	L	13			52	520	116
240 WR ENDURO	90-91	<b>206533</b>	<b>22.90</b>	L	13			46	520	116
250 WR/CR	80	<b>982670</b>	<b>TBA</b>	L	12			53	520	120
250-260 WRK ENDURO	89	<b>206547</b>	<b>17.85</b>	L	13			46	520	112
250 CR	99	<b>206553</b>	<b>17.60</b>	L	15			50	520	
250 TC	02-03	<b>982668</b>	<b>18.15</b>	L	14			50	520	
250 TE	02-03	<b>982668</b>	<b>18.15</b>	L	14			50	520	116
250 TC	04-05	<b>982667</b>	<b>17.37</b>	L	13			50	520	

accessories

body

handlebar  
& gripscables &  
levers

exhaust

engine

fuel &  
intakeelectrical  
& ignition

clutch

drive

bearings

brakes

steering &  
suspension

tires

tools &  
shop

**DIRT BIKE SPROCKETS CONT.**

- accessories
- body
- handlebar & grips
- cables & levers
- exhaust
- engine
- fuel & intake
- electrical & ignition
- clutch
- drive**
- bearings
- brakes
- steering & suspension
- tires
- tools & shop

MODEL	YEAR	FRONT			#	REAR	#	PITCH	LINKS
<b>HUSABERG CONTINUED</b>									
250 TE	04-13	982667	17.37	L	13		50	520	116
250 TC	06-09	206550	16.85	L	12		50	520	114
250 TXC	08-10	982667	17.37	L	13		50	520	
250 TC	10-12	982669	TBA		13		50	520	112
250 WR	10-12	982667	17.37	L	13		48	520	112
250 TXC	11-12	982669	TBA		13		50	520	
250 CR	00-05	982667	17.37	L	13		48	520	
250 FC	14-15	982665	16.77	L	13		50	520	
250 TC	14-15	982665	16.77	L	13		50	520	118
250 FE	14-16	982665	16.77	L	13		52	520	
250 TE	14-16	982665	16.77	L	13		50	520	118
250 WR ENDURO	83-84	206547	17.85	L	13		53	520	114
250 CR	84-88	206547	17.85	L	13		52	520	116
250 WR ENDURO	85-88	206547	17.85	L	13		52	520	118
250 CR	90-91	206404	14.50	L	14		50	520	120
250 WR/CR	90-93	206404	14.50	L	14		48	520	112
250-260 WRK ENDURO	90-94	206548	18.65	L	14		50	520	120
250 CR	92-94	206404	14.50	L	14		48	520	120
250 WR ENDURO	92-98	206404	14.50	L	14		48	520	112
250 CR	95-97	JT50713	14.50	L	13		48	520	120
250 WR ENDURO	99-09	982667	17.37	L	13		48	520	114
300 WR	09-10	982667	17.37	L	13		48	520	112
300 WR	11-12	982668	18.15	L	14		50	520	
300 TE	14-16	982665	16.77	L	13		50	520	
310 TXS	12								
310 TE	09-10	982667	17.37	L	13		50	520	
310 TE	11-12	982669	TBA		13		50	520	
350 FE S	16	982664	16.77	L	14		52	520	
350 FC	14-15	982665	16.77	L	13		52	520	
350 FE	14-16	982664	16.77	L	14		52	520	
350 WR	81-88	206547	17.85	L	13		53	520	120
350 TE	90-95	206553	17.60	L	15		51	520	120
360 CR	92-94	JT50713	14.50	L	13		48	520	116
360 WR	92-98	JT50713	14.50	L	13		48	520	116
360 WR	99-02	206405	15.25	L	15		48	520	
400 TE	01-02	206553	17.60	L	15		50	520	
400/430 CR	81-83	206547	17.85	L	13		53	520	116
400 WR/CR	81-89	206548	18.65	L	14		53	520	120
400 WR ENDURO	85-89	206547	17.85	L	13		52	520	118
410 TE E	00	982672	TBA		13		45	520	
410 TE E	99	982671	TBA		14		45	520	
410 TE	95-00	206553	17.60	L	15		48	520	
430 CR	84-89	206547	17.85	L	13		52	520	116
430 WR ENDURO	85-89	206547	17.85	L	13		52	520	118
430 AUTO	85-89	206547	17.85	L	13		54	520	118
449 SMR	11	206320	10.95	L	15			520	
449 TC	11-12	206320	10.95	L	15		53	520	110
449 TE	11-12	206320	10.95	L	15		51	520	108
450 TE	05	982668	18.15	L	14		50	520	112
450 TE	06	982667	17.37	L	13		50	520	112
450 SMR	10	206553	17.60	L	15		42	520	
450 TE	02-04	206553	17.60	L	15		50	520	116
450 TC	02-10	982668	18.15	L	14		50	520	116
450 SM-R	03-04	206553	17.60	L	15		45	520	
450 SMR	05-06	206553	17.60	L	15		42	520	
450 SMR	07-09	982668	18.15	L	14		42	520	
450 TE	07-10	982667	17.37	L	13		47	520	112
450 SM (RR)	08-09	982667	17.37	L	13		42	520	106
450 TXC	08-11	982667	17.37	L	13		47	520	
450 FC	14-15	982665	16.77	L	13		52	520	118
450 FE	14-15	982664	16.77	L	14		52	520	118
450 FE	14-15	982665	16.77	L	13		50	520	118
500 WR	83-84	206547	17.85	L	13		48	520	114
500 CR	84-88	206547	17.85	L	13		52	520	116

## DIRT BIKE SPROCKETS CONT.

MODEL	YEAR	FRONT			#	REAR			#	PITCH	LINKS
<b>HUSABERG CONTINUED</b>											
500 TC/TE	85-86	206548	18.65	L	14			48	520	116	
501 FE	16	982665	16.77	L	13			50	520	118	
501 FE S	16	982673	18.07	L	15			45	520	118	
501 FE	14-15	982664	16.77	L	14			52	520	118	
510 SM R	05	206554	19.25	L	16			42	520		
510 TC	06	982668	18.15	L	14			50	520	114	
510 TE	05-06	982668	18.15	L	14			50	520	116	
510 SM R	06-10	206553	17.60	L	15			42	520	110	
510 TC	07-10	982668	18.15	L	14			47	520	116	
510 TE	07-10	982667	17.37	L	13			47	520	116	
510 TXC	09-11	982667	17.37	L	13			47	520		
510 TC/TE	87-89	206548	18.65	L	14			48	520	116	
510 TC	90-91	206550	16.85	L	12			48	520	120	
510 TE	90-91	206555	19.25	L	17			48	520	120	
511 TCX	12										
511 SM R	11-12	206320	10.95	L	15				520		
511 TE	11-12	206320	10.95	L	15			51	520	108	
530 SM RR	09	982674	TBA						520		
570 TC	01-03	982668	18.15	L	14			52	520		
570 SM (R)	01-04	206554	19.25	L	16			48	520		
570 TE	01-04	206555	19.25	L	17			48	520		
610 TC	98	982667	17.37	L	13			52	520	120	
610 SM (E)	99	206554	19.25	L	16			45	520		
610 TE	08-09	206553	17.60	L	15			45	520	114	
610 SM	08-09	206553	17.60	L	15			43	520	112	
610 SM (S)	00-08	206554	19.25	L	16			45	520	114	
610 TE	91-01	206555	19.25	L	17			48	520	120	
610 TC	91-97	206550	16.85	L	12			52	520	120	
610 TC	99-00	982668	18.15	L	14			52	520	120	
610 TE (E) ENDURO	99-07	206553	17.60	L	15			45	520		
630 SM	10	206554	19.25	L	16			38	520		
630 SM IE	10	206553	17.60	L	15			38	520	110	
630 SMS	11	206553	17.60	L	15			38	520		
630 SMR	03-04	206554	19.25	L	16			45	520		
630 TE	10-11	206553	17.60	L	15			38	520	112	
701 SUPERMOTO	15	206319	18.90	L	16			47	520		
650 TR TERRA	13-14	206319	18.90	L	16			47	520		
650 TR STRADA	13-14	206319	18.90	L	16			47	520		
<b>KAWASAKI</b>											
KDX50 A1-A3/A6F	03-06	JT56313	8.65	L	13			28	420	78	
KX60 A1-A2	83-84	JT54613	8.65	L	13			44	420	104	
KX60 B1-B19	85-03	JT54613	8.65	L	13			44	420	104	
KX65 A3-A6/A6F-AGF	02-16	JT54613	8.65	L	13			47	420	110	
KX65 A3-A6/A6F-AGF 428 CHAIN CONVERSION	02-16	JT55513	9.50	L	13			47	428	110	
KX65 A1-A2	00-01	JT54613	8.65	L	13			46	420	108	
KX65 A1-A2 428 CHAIN CONVERSION	00-01	JT55513	9.50	L	13			46	428	108	
KV75 A A6-A9	77-80	JT56313	8.65	L	13			33	420	88	
KX80 E1	83	JT54614	8.65	L	14			49	420	118	
KX80 E2	84	JT54614	8.65	L	14			50	420	118	
KX80 E3	85	JT54614	8.65	L	14			50	420	120	
KX80 J2	87	JT54613	8.65	L	13			54	420	126	
KX80 J2 428 CHAIN CONVERSION	87	JT55513	9.50	L	13			54	428	126	
KX80 L1	88	JT54614	8.65	L	14			48	420	120	
KX80 L1 428 CHAIN CONVERSION	88	JT55514	9.50	L	14			48	428	120	
KX80 N1	88	JT54614	8.65	L	14			53	420	126	
KX80 N1 428 CHAIN CONVERSION	88	JT55514	9.50	L	14			53	428	126	
KX80 A1/A2	79-80	JT54614	8.65	L	14			50	420	112	
KD80 M1-M8	80-87	JT126314	9.50	L	14			39	428	98	
KDX80 A1/A2	81-82	JT54614	8.65	L	14			50	420	110	
KX80 C1/C2	81-82	JT54614	8.65	L	14			50	420	120	
KDX80 B2/B3	82-83	JT54614	8.65	L	14			50	420	120	
KDX80 C1-C5	84-88	JT54614	8.65	L	14			48	420	118	

accessories

body

handlebar  
& gripscables &  
levers

exhaust

engine

fuel &  
intakeelectrical  
& ignition

clutch

drive

bearings

brakes

steering &  
suspension

tires

tools &  
shop

## DIRT BIKE SPROCKETS CONT.

MODEL	YEAR	FRONT			#	REAR			#	PITCH	LINKS
<b>KAWASAKI CONTINUED</b>											
KX80 G1-G2	86-87	<b>JT54613</b>	<b>8.65</b>	L	13			49	420	120	
KX80 G1-G2 428 CHAIN CONVERSION	86-87	<b>JT55513</b>	<b>9.50</b>	L	13			49	428	120	
KD80 N1-N3	88-90	<b>JT24915</b>	<b>8.65</b>	L	15			34	420	102	
KX80 L2-L3	89-90	<b>JT54613</b>	<b>8.65</b>	L	13			49	420	120	
KX80 L2-L3 428 CHAIN CONVERSION	89-90	<b>JT55513</b>	<b>9.50</b>	L	13			49	428	120	
KX80 N2-N3	89-90	<b>JT54613</b>	<b>8.65</b>	L	13			54	420	126	
KX80 N2-N3 428 CHAIN CONVERSION	89-90	<b>JT55513</b>	<b>9.50</b>	L	13			54	428	126	
KX80 T1-T4 (BIG WHEEL)	91-94	<b>JT54613</b>	<b>8.65</b>	L	13			54	420	124	
KX80 T1-T4 (BIG WHEEL) 428 CHAIN CONVERSION	91-94	<b>JT55513</b>	<b>9.50</b>	L	13			54	428	124	
KX80 R1-R7	91-97	<b>JT54613</b>	<b>8.65</b>	L	13			49	420	118	
KX80 R1-R7 428 CHAIN CONVERSION	91-97	<b>JT55513</b>	<b>9.50</b>	L	13			49	428	118	
KX80 W1-W3	98-00	<b>JT54614</b>	<b>8.65</b>	L	14			50	420	120	
KX80 W1-W3 428 CHAIN CONVERSION	98-00	<b>JT55514</b>	<b>9.50</b>	L	14			50	428	120	
KX85 B1-B3 BIG WHEEL	01-03	<b>JT54613</b>	<b>8.65</b>	L	13			51	420	130	
KX85 B1-B3 BIG WHEEL 428 CHAIN CONVERSION	01-03	<b>JT55513</b>	<b>9.50</b>	L	13			51	428	130	
KX85 A1-A5/A6F-ADF/CEF/CFF/CGF	01-16	<b>JT54614</b>	<b>8.65</b>	L	14			50	420	120	
KX85 A1-A5/A6F-ADF/CEF/CFF/CGF 428 CHAIN CONVERSION	01-16	<b>JT55514</b>	<b>9.50</b>	L	14			50	428	120	
MC90 G	70-75	<b>JT126315</b>	<b>9.50</b>	L	15			37	428	106	
KX100 D1-D5/D6F-DDF/FEF/FFF/FGF	01-16	<b>JT54613</b>	<b>8.65</b>	L	13			51	420	124	
KX100 D1-D5/D6F-DDF/FEF/FFF/FGF 428 CHAIN CONVERSION	01-16	<b>JT55513</b>	<b>9.50</b>	L	13			51	428	124	
G 3,4,5	70-75	<b>JT126314</b>	<b>9.50</b>	L	14			42	428	106	
KD100 M1-M4	76-79	<b>JT126314</b>	<b>9.50</b>	L	14			36	428	96	
KE100 A5-A10	76-81	<b>JT126315</b>	<b>9.50</b>	L	15			42	428	110	
KM100 A1-A7	76-82	<b>JT126314</b>	<b>9.50</b>	L	14			36	428	96	
KE100 B1-B20	82-01	<b>JT126315</b>	<b>9.50</b>	L	15			40	428	112	
KX100 B5-B7	95-97	<b>JT54613</b>	<b>8.65</b>	L	13			54	420	124	
KX100 B5-B7 428 CHAIN CONVERSION	95-97	<b>JT55513</b>	<b>9.50</b>	L	13			54	428	124	
KX100 C1-C3	98-00	<b>JT54613</b>	<b>8.65</b>	L	13			51	420	124	
KX100 C1-C3 428 CHAIN CONVERSION	98-00	<b>JT55513</b>	<b>9.50</b>	L	13			51	428	124	
KLX110 A1	02	<b>JT24914</b>	<b>8.65</b>	L	14			37	420	88	
KLX110 A2/A3/A4/A6F/A7F/A8F/A9F	03-09	<b>JT24914</b>	<b>8.65</b>	L	14			33	420	86	
KLX110 CAF/CBF/CCF/CD/CEF/CFF/CGF	10-16	<b>JT24913</b>	<b>8.65</b>	L	13			38	420	90	
KLX110 L DAF/DBF/DCF/DDF/DEF/DFF/DGF	10-16	<b>JT24913</b>	<b>8.65</b>	L	13			38	420	90	
KX125 M1	03	<b>982648</b>	<b>12.33</b>	L	13			51	520	110	
KX125 A4	78	<b>JT126314</b>	<b>9.50</b>	L	14			63	428	130	
KX125 A5	79	<b>JT126314</b>	<b>9.50</b>	L	14			60	428	134	
KX125 A6	80	<b>JT42212</b>	<b>10.90</b>	L	12			52	520	118	
KX125 A7	81	<b>JT42212</b>	<b>10.90</b>	L	12			53	520	118	
KX125 B1	82	<b>JT42213</b>	<b>10.90</b>	L	13			51	520	114	
KX125 B2	83	<b>JT42212</b>	<b>10.90</b>	L	12			50	520	114	
KX125 C1	84	<b>JT42212</b>	<b>10.90</b>	L	12			50	520	112	
KX125 D1	85	<b>JT42212</b>	<b>10.90</b>	L	12			47	520	110	
KX125 E1	86	<b>JT42212</b>	<b>10.90</b>	L	12			47	520	112	
KX125 E2	87	<b>JT42212</b>	<b>10.90</b>	L	12			47	520	110	
KX125 F1	88	<b>JT42212</b>	<b>10.90</b>	L	12			47	520	112	
KX125 G1	89	<b>JT42212</b>	<b>10.90</b>	L	12			47	520	112	
KX125 K5	98	<b>982647</b>	<b>10.70</b>	L	12			48	520	112	
KX125 L1	99	<b>982647</b>	<b>10.70</b>	L	12			48	520	112	
KLX125 A1-A3/A6F	03-06	<b>JT40914</b>	<b>15.70</b>	L	14			51	428	122	
KLX125 L B1-B3/B6F	03-06	<b>JT40914</b>	<b>15.70</b>	L	14			57	428	130	
KX125 M2/M3/M4/M6F/M7F/M8F	04-08	<b>982648</b>	<b>12.33</b>	L	13			51	520	114	
KX125 L2-L4	00-02	<b>982647</b>	<b>10.70</b>	L	12			49	520	110	
KS125 A	74-75	<b>JT126314</b>	<b>9.50</b>	L	14			50	428	118	
KE125 A4-A10	76-83	<b>JT126314</b>	<b>9.50</b>	L	14			50	428	118	
KD125 A3-A5	77-79	<b>JT126314</b>	<b>9.50</b>	L	14			50	428	118	
KX125 H1-H2	90-91	<b>JT42212</b>	<b>10.90</b>	L	12			48	520	112	



## DIRT BIKE SPROCKETS CONT.

MODEL	YEAR	FRONT			#	REAR			#	PITCH	LINKS
<b>KAWASAKI CONTINUED</b>											
KX125 J1-J2	92-93	JT42212	10.90	L	12			49	520	112	
KX125 K1-K2	94-95	982647	10.70	L	12			49	520	110	
KX125 K3-K4	96-97	982648	12.33	L	13			50	520	112	
KLX140 A8F/A9F/AAF/ABF/ACF/ADF/AEF/AFF/AGF	08-16	206113	9.10	L	14			50	428	122	
KLX140 L B8F/B9F/BAF/BBF/BCF/BDF/BEF/BFF/BGF	08-16	206112	9.10	L	13			51	428	126	
KE175 B1-B3	76-78	JT126314	9.50	L	14			48	428	120	
KD175 A1-A4	76-79	JT126314	9.50	L	14			48	428	120	
KDX175 A1-A3	80-82	JT42212	10.90	L	12			52	520	118	
KE175 D2-D5	80-83	JT126314	9.50	L	14			44	428	116	
KDX200 A1	83	JT42213	10.90	L	13			48	520	112	
KDX200 A2-A3	84-85	JT56913	12.60	L	13			48	520	112	
KDX200 C1-C3	86-88	JT56913	12.60	L	13			48	520	110	
KDX200 E1-E6	89-94	JT56913	12.60	L	13			47	520	110	
KDX200 H1-H11/H6F	95-06	JT56913	12.60	L	13			47	520	108	
KDX220 A4-A12	97-05	JT56913	12.60	L	13			47	520	108	
KX250 L4	02	982649	11.10	L	13			49	520	114	
KX250 F-T6F	06	982650	16.67	L	13			48	520	112	
KL250 G9F SUPER SHERPA	09	JT56914	12.60	L	14			43	520	102	
KDX250 A1	80	206404	14.50	L	14			50	520	110	
KDX250 B1	81	JT50713	14.50	L	13			50	520	116	
KDX250 B2	82	206404	14.50	L	14			52	520	118	
KX250 B1	82	206404	14.50	L	14			48	520	114	
KX250 D1	85	206404	14.50	L	14			50	520	112	
KX250 D2	86	206404	14.50	L	14			48	520	114	
KX250 E1	87	JT56914	12.60	L	14			47	520	114	
KX250 F1	88	JT56914	12.60	L	14			47	520	114	
KX250 G1	89	JT56914	12.60	L	14			47	520	114	
KX250 K4	97	JT56913	12.60	L	13			49	520	114	
KX250 K5	98	JT56913	12.60	L	13			48	520	114	
KX250 M1-M2	03-04	982649	11.10	L	13			49	520	114	
KX250 F-N1/N2	04-05	JT43013	13.05	L	13			48	520	114	
KX250 R1/R6F/R7F/R8F	05-08	982649	11.10	L	13			51	520	116	
KLX250 H6F/H7F (KLX250 S)	06-07	206424	16.05	L	14			42	520	106	
KX250 F-T7F/T8F/W9F/XAFB	07-10	982650	16.67	L	13			48	520	112	
KLX250 SF W9F/WAF	09-10	206424	16.05	L	14			39	520	104	
KLX250 T9F/TAF/TBF/TCF/TDF/TEF (KLX250 S)	09-14	206424	16.05	L	14			42	520	106	
KX250 F-YBF/YCF/ZDF/ZEF/ZFF/ZGF	11-16	982650	16.67	L	13			50	520	112	
KL250 G4-G7 SUPER SHERPA	00-03	JT56914	12.60	L	14			43	520	102	
KE250 B1-B3	77-79	206404	14.50	L	14			39	520	98	
KL250 A1/A2/A1A	78-79	JT56914	12.60	L	14			40	520	96	
KLX250 A1/A2	79-80	JT56914	12.60	L	14			46	520	108	
KX250 A5-A7	79-81	206404	14.50	L	14			50	520	114	
KL250 A3-A5	80-82	JT56914	12.60	L	14			40	520	96	
KDX250 B3-B4	83-84	206404	14.50	L	14			50	520	116	
KL250 C1-C2	83-84	JT56914	12.60	L	14			40	520	96	
KX250 C1-C2	83-84	206404	14.50	L	14			50	520	114	
KL250 D2-D22 (KLR 250)	85-05	206425	16.05	L	15			44	520	104	
KX250 H1-H2	90-91	JT56914	12.60	L	14			48	520	114	
KDX250 D1-D4	91-94	JT56914	12.60	L	14			48	520	112	
KX250 J1-J2	92-93	JT56914	12.60	L	14			49	520	114	
KLX250 D2-D4 (KLX250 R)	94-96	JT56914	12.60	L	14			50	520	110	
KX250 K1-K3	94-96	JT56914	12.60	L	14			49	520	112	
KX250 L1-L3	99-01	982649	11.10	L	13			48	520	114	
KLX300 A8/A9/A10/A6F/A7F (KLX 300 R)	03-07	982651	11.10	L	14			50	520	110	
KLX300 A2-A7	97-02	JT56914	12.60	L	14			50	520	110	
KLX400 B1 (KLX 400 R)	03	982652	16.57	L	14			47	520	112	
KLX400 A1 (KLX 400 SR)	03	982653	18.08	L	15			44	520	112	
KDX400 A1	79	206405	15.25	L	15			48	520	110	
KDX400 A2	80	206405	15.25	L	15			50	520	112	
KX420 A1	80	206404	14.50	L	14			48	520	118	
KX420 A2	81	206405	15.25	L	15			48	520	118	

accessories

body

handlebar  
& gripscables &  
levers

exhaust

engine

fuel &  
intakeelectrical  
& ignition

clutch

drive

bearings

brakes

steering &  
suspension

tires

tools &  
shop

## DIRT BIKE SPROCKETS CONT.

MODEL	YEAR	FRONT			#	REAR	#	PITCH	LINKS
<b>KAWASAKI CONTINUED</b>									
KDX420 B1	81	<b>206405</b>	<b>15.25</b>	L	15		50	520	120
KDX450 A1	82	<b>206405</b>	<b>15.25</b>	L	15		50	520	120
KX450 F-D6F/D7F/D8F/E9F/EAF/EBF/ FCF/FDF/FEF/FFF/FGF	06-16	<b>982654</b>	<b>13.85</b>	L	13		50	520	114
KLX450R A8F/A9F/AAF/ABF/ACF/ADF/ AEF	08-14	<b>982654</b>	<b>13.85</b>	L	13		50	520	114
KX500 A1	83	<b>206404</b>	<b>14.50</b>	L	14		43	520	112
KX500 A2	84	<b>206405</b>	<b>15.25</b>	L	15		46	520	112
KX500 B1	85	<b>206404</b>	<b>14.50</b>	L	14		46	520	112
KX500 B2	86	<b>206404</b>	<b>14.50</b>	L	14		48	520	114
KX500 C1	87	<b>JT56914</b>	<b>12.60</b>	L	14		47	520	114
KX500 D1	88	<b>JT56914</b>	<b>12.60</b>	L	14		47	520	114
KX500 E1-E16	89-04	<b>JT56914</b>	<b>12.60</b>	L	14		47	520	114
KLE500 A1/A2	91-92	<b>JT51216</b>	<b>16.85</b>	L	16		44	520	108
KL600 A1,A1L (KLR)	84	<b>JT51215</b>	<b>16.85</b>	L	15		43	520	104
KL600 B1-B2 (KLR)	85-86	<b>JT51215</b>	<b>16.85</b>	L	15		43	520	104
KL650 A1-A3 (KLR)	87-89	<b>206425</b>	<b>16.05</b>	L	15		43	520	106
KL650 A4-A19/A6F/A7F/E8F/E9F/EAF/ EBF/ECF/EDF/EEF/EFF/EGF (KLR)	90-16	<b>JT51115</b>	<b>22.55</b>	L	15		43	520	106
KL650 B2-B3 TENGAI	90-91	<b>JT51115</b>	<b>22.55</b>	L	15		43	520	106
KLX650 A1-A3, D1 (KLX650 R)	93-96	<b>JT51114</b>	<b>22.55</b>	L	14		49	520	110
KLX650 C1-C4	93-96	<b>JT51115</b>	<b>22.55</b>	L	15		43	520	112
<b>KTM</b>									
65 SX	04-11	<b>206185</b>	<b>9.90</b>	L	14		50	420	112
65 XC	08-09	<b>206185</b>	<b>9.90</b>	L	14		50	420	
65 SX	12-16	<b>206185</b>	<b>9.90</b>	L	14		48	420	112
85 SX	04-16	<b>206187</b>	<b>9.90</b>	L	14		46	428	124
85 SX LW	04-16	<b>206187</b>	<b>9.90</b>	L	14		49	428	122
85 XC	08-09	<b>206187</b>	<b>9.90</b>	L	14		46	428	124
105 SX	07-11	<b>206187</b>	<b>9.90</b>	L	14		49	428	118
105 XC	08-09	<b>206187</b>	<b>9.90</b>	L	14		49	428	118
125 ENDURO	88	<b>982665</b>	<b>16.77</b>	L	13		50	520	112
125 ENDURO	89	<b>982665</b>	<b>16.77</b>	L	13		48	520	110
125 ENDURO	90	<b>982665</b>	<b>16.77</b>	L	13		50	520	112
125 MX	90	<b>982665</b>	<b>16.77</b>	L	13		52	520	114
125 EXC ENDURO	04-10	<b>982664</b>	<b>16.77</b>	L	14		42	520	
125 SX MOTOCROSS	05-16	<b>982665</b>	<b>16.77</b>	L	13		50	520	118
125 EXE ENDURO	00-01	<b>982675</b>	<b>TBA</b>					520	108
125 ENDURO	86-87	<b>982665</b>	<b>16.77</b>	L	13		52	520	114
125 MX	88-89	<b>982665</b>	<b>16.77</b>	L	13		50	520	112
125 EXC ENDURO	91-03	<b>982665</b>	<b>16.77</b>	L	13		50	520	118
125 ENDURO	91-94	<b>982665</b>	<b>16.77</b>	L	13		48	520	110
125 EGS	92-99	<b>982665</b>	<b>16.77</b>	L	13		45	520	118
125 SX MOTOCROSS	93-04	<b>982665</b>	<b>16.77</b>	L	13		50	520	118
144 SX	08	<b>982664</b>	<b>16.77</b>	L	14		50	520	118
150 SX MOTOCROSS	08-14	<b>982664</b>	<b>16.77</b>	L	14		50	520	120
150 XC	10-15	<b>982665</b>	<b>16.77</b>	L	13		50	520	118
150 SX MOTOCROSS	15-16	<b>982665</b>	<b>16.77</b>	L	13		48	520	120
200 MXC ENDURO	98	<b>982664</b>	<b>16.77</b>	L	14		50	520	118
200 SX	03-06	<b>982664</b>	<b>16.77</b>	L	14		45	520	
200 XC ENDURO	06-09	<b>982664</b>	<b>16.77</b>	L	14		48	520	118
200 XC-W ENDURO	06-16	<b>982664</b>	<b>16.77</b>	L	14		48	520	118
200 MXC ENDURO	99-04	<b>982664</b>	<b>16.77</b>	L	14		48	520	
200 EXC ENDURO	99-05	<b>982664</b>	<b>16.77</b>	L	14		48	520	
250 EXC RACING	02	<b>982664</b>	<b>16.77</b>	L	14		48	520	
250 EXC RACING	03	<b>982664</b>	<b>16.77</b>	L	14		45	520	
250 SX MOTOCROSS	04	<b>982665</b>	<b>16.77</b>	L	13		50	520	
250 EXC ENDURO	05	<b>982665</b>	<b>16.77</b>	L	13		50	520	
250 XC ENDURO	16	<b>982665</b>	<b>16.77</b>	L	13		50	520	118
250 XCF-W ENDURO	16	<b>982665</b>	<b>16.77</b>	L	13		52	520	118
250 ENDURO	88	<b>982665</b>	<b>16.77</b>	L	13		50	520	114

## DIRT BIKE SPROCKETS CONT.

MODEL	YEAR	FRONT			#	REAR			#	PITCH	LINKS
<b>KTM CONTINUED</b>											
250 MX	88	982665	16.77	L	13			50	520	114	
250 ENDURO	89	982665	16.77	L	13			52	520	116	
250 MX	89	982665	16.77	L	13			52	520	116	
250 ENDURO	90	982665	16.77	L	13			50	520	116	
250 EXC ENDURO	95	982665	16.77	L	13			50	520		
250 SX MOTOCROSS	95	982665	16.77	L	13			50	520	116	
250 EXC RACING	04-05	982673	18.07	L	15			45	520		
250 SX MOTOCROSS	05-16	982665	16.77	L	13			48	520	116	
250 XC ENDURO	06-07	982665	16.77	L	13			50	520	114	
250 XC-F ENDURO	06-11	982665	16.77	L	13			48	520	118	
250 SX-F	06-12	982665	16.77	L	13			48	520	118	
250 XCF-W ENDURO	07-11	982665	16.77	L	13			52	520	118	
250 XC ENDURO	08-15	982664	16.77	L	14			50	520	114	
250 XCF-W SIX DAYS	11-16	982665	16.77	L	13			52	520	118	
250 XCF-W ENDURO	12-15	982665	16.77	L	13			50	520	118	
250 XC-F ENDURO	12-16	982665	16.77	L	13			50	520	118	
250 XC-W ENDURO	12-16	982665	16.77	L	13			50	520	118	
250 SX-F	13-16	982665	16.77	L	13			50	520	118	
250 ENDURO	81-87	982665	16.77	L	13			52	520	114	
250 MX	83-87	982665	16.77	L	13			52	520	114	
250 MX	90-95	982665	16.77	L	13			50	520	114	
250 EGS	90-99	982673	18.07	L	15			48	520		
250 EXC ENDURO	91-94	982664	16.77	L	14			50	520	116	
250 SX MOTOCROSS	96-03	982664	16.77	L	14			50	520	116	
250 EXC ENDURO	96-04	982664	16.77	L	14			52	520	118	
250 MXC MOTOCROSS	98-02	982664	16.77	L	14			52	520	118	
300 EXC ENDURO	04	982665	16.77	L	13			42	520		
300 EXC ENDURO	05	982665	16.77	L	13			50	520		
300 XC ENDURO	16	982665	16.77	L	13			50	520		
300 MX	90	982664	16.77	L	14			48	520	116	
300 EXC ENDURO	98	982664	16.77	L	14			52	520		
300 EXC ENDURO	99	982664	16.77	L	14			50	520	118	
300 MXC MOTOCROSS	03-05	982665	16.77	L	13			50	520		
300 XC ENDURO	06-15	982664	16.77	L	14			50	520		
300 XC-W ENDURO	06-16	982665	16.77	L	13			50	520		
300 EXC ENDURO	00-03	982664	16.77	L	14			52	520		
300 XC-W ENDURO SIX DAYS	14-16	982665	16.77	L	13			50	520		
300 ENDURO	90-95	982664	16.77	L	14			50	520	116	
300 EGS	90-98	982673	18.07	L	15			48	520		
300 MX	91-94	982664	16.77	L	14			50	520	116	
300 SX MOTOCROSS	93-95	982664	16.77	L	14			50	520		
300 MXC MOTOCROSS	95-02	982664	16.77	L	14			50	520	118	
300 EXC ENDURO	95-97	982664	16.77	L	14			50	520		
350 XCF-W SIX DAYS	15	982665	16.77	L	13			52	520	118	
350 EXC-F	16	982664	16.77	L	14			52	520	118	
350 XC-F	16	982664	16.77	L	14			50	520	118	
350 MX	89	982665	16.77	L	13			50	520	116	
350 SX-F	11-16	982664	16.77	L	14			50	520	118	
350 XC-F	12-13	982664	16.77	L	14			50	520	118	
350 XCF-W	12-15	982665	16.77	L	13			52	520	118	
350 EXC-F	14-15	982664	16.77	L	14			45	520	118	
350 XC-F	14-15	982665	16.77	L	13			52	520	118	
350 ENDURO	84-87	982665	16.77	L	13			52	520		
350 ENDURO	88-89	982665	16.77	L	13			50	520		
350 LC4 ENDURO	93-94	JT190214	17.75	L	14			50	520		
360 EGS	96-97	982673	18.07	L	15			40	520	118	
360 EXC ENDURO	96-97	982664	16.77	L	14			50	520	118	
360 MXC	96-97	982664	16.77	L	14			52	520	118	
360 SX MOTOCROSS	96-97	982664	16.77	L	14			50	520	118	
380 EXC ENDURO	98-02	982664	16.77	L	14			52	520	118	
380 MXC MOTOCROSS	98-02	982664	16.77	L	14			52	520	118	
380 SX MOTOCROSS	98-02	982664	16.77	L	14			50	520	118	
390 DUKE	13-16				15			45	520		
390 RC	14-16				15			45	520		

accessories

body

handlebar  
& gripscables &  
levers

exhaust

engine

fuel &  
intakeelectrical  
& ignition

clutch

drive

bearings

brakes

steering &  
suspension

tires

tools &  
shop

## DIRT BIKE SPROCKETS CONT.

MODEL	YEAR	FRONT			#	REAR	#	PITCH	LINKS
<b>KTM CONTINUED</b>									
400 EXC ENDURO RACING	05	982664	16.77	L 14			50	520	
400 EXC-G ENDURO RACING	06	982664	16.77	L 14			50	520	
400 XC-G ENDURO RACING	06	982664	16.77	L 14			50	520	
400 SX MOTOCROSS	98	JT190214	17.75	L 14			50	520	
400 EXC ENDURO RACING	01-02	982664	16.77	L 14			50	520	118
400 MXC RACING	01-02	982664	16.77	L 14			50	520	118
400 EXC ENDURO RACING	03-04	982673	18.07	L 15			50	520	
400 XC-W	07-10	982665	16.77	L 13			52	520	118
400 EXC RACING	00-02	982664	16.77	L 14			50	520	
400 LC4 ENDURO	93-96	JT190214	17.75	L 14			50	520	
400 RXC	94-98	JT190216	19.90	L 16			45	520	118
400 DUKE	95-96	JT190216	19.90	L 16			42	520	
400 SC SUPER COMPETITION	95-96	JT190214	17.75	L 14			50	520	
400 LC4 EGS-E	96-97	JT190215	17.75	L 15			50	520	
400 SC SUPER COMPETITION	97-00	JT190216	19.90	L 16			48	520	
400 LC4 ENDURO	97-01	JT190215	17.75	L 15			45	520	
400 LSE	97-98	JT190215	17.75	L 15			45	520	
400 SX RACING	99-02	982664	16.77	L 14			50	520	118
420 ENDURO	81-83	982664	16.77	L 14			52	520	116
420 MX	81-83	982664	16.77	L 14			52	520	116
440 MXC	94	982664	16.77	L 14			48	520	118
440 SX	94	982665	16.77	L 13			50	520	118
440 MXC	95	982664	16.77	L 14			50	520	118
440 EXC	94-95	982664	16.77	L 14			48	520	118
450 SX RACING	03	982664	16.77	L 14			50	520	
450 MXC RACING	05	982664	16.77	L 14			50	520	
450 SMC	06	982664	16.77	L 14			45	520	
450 EXC-F	11	982664	16.77	L 14			52	520	
450 RR	14	982673	18.07	L 15			48	520	
450 SX-F	16	982665	16.77	L 13			48	520	116
450 XC-F	16	982665	16.77	L 13			48	520	116
450 MXC RACING	03-04	982673	18.07	L 15			45	520	
450 EXC RACING	03-11	982673	18.07	L 15			45	520	
450 SX RACING	04-06	982664	16.77	L 14			52	520	
450 SMR	04-07	982664	16.77	L 14			45	520	120
450 XC-W	07-09	982664	16.77	L 14			50	520	116
450 SX-F	07-13	982664	16.77	L 14			52	520	116
450 SMR	08-14	982664	16.77	L 14			48	520	118
450 XC-W SIX DAYS	10-11	982665	16.77	L 13			52	520	
450 XC-W	12-16	982665	16.77	L 13			52	520	
450 SX-F FACTORY EDITION	13-15	982664	16.77	L 14			52	520	116
450 SX-F	14-15	982665	16.77	L 13			50	520	116
450 XC-F	14-15	982665	16.77	L 13			50	520	
495 MX	81-84	982664	16.77	L 14			52	520	116
500 EXC SX DAYS	16	982664	16.77	L 14			50	520	
500 MX	90	982664	16.77	L 14			52	520	116
500 SX MOTOCROSS	95	982664	16.77	L 14			50	520	
500 XC-W	12-16	982665	16.77	L 13			50	520	118
500 EXC	14-16	982664	16.77	L 14			50	520	
500 MX	85-87	982664	16.77	L 14			52	520	116
500 MX	88-89	982664	16.77	L 14			50	520	116
500 MX	91-93	982664	16.77	L 14			50	520	116
505 XC-W	08	982664	16.77	L 14			52	520	116
505 SX-F	07-09	982664	16.77	L 14			52	520	118
505 XC-F	08-09	982664	16.77	L 14			52	520	116
520 MXC RACING	01-02	982664	16.77	L 14			48	520	118
520 EXC RACING	00-02	982664	16.77	L 14			48	520	
520 SX MOTOCROSS RACING	99-02	982664	16.77	L 14			48	520	118
525 EXC-G RACING	06	982664	16.77	L 14			50	520	
525 XC-G RACING	06	982664	16.77	L 14			50	520	
525 XC DESERT RACING	06	982664	16.77	L 14			50	520	
525 SMC	06	982664	16.77	L 14			45	520	
525 SX RACING	06	982664	16.77	L 14			48	520	
525 EXC RACING	03-05	982673	18.07	L 15			45	520	

## DIRT BIKE SPROCKETS CONT.

MODEL	YEAR	FRONT			#	REAR			#	PITCH	LINKS
<b>KTM CONTINUED</b>											
525 MXC DESERT RACING	03-05	982673	18.07	L	15			45	520		
525 SX RACING	03-05	982664	16.77	L	14			48	520		
525 SMR	04-05	982664	16.77	L	14			45	520		
530 EXC	08-11	982664	16.77	L	14			45	520	118	
530 XC-W SIX DAYS	10-11	982673	18.07	L	15			45	520	118	
560 SMR	06-07	982664	16.77	L	14			45	520		
600 LC4 MX	89	JT190215	17.75	L	15			52	520	114	
600 LC4 ENDURO	90	JT190215	17.75	L	15			45	520		
600 LC4 ENDURO	88-89	JT190215	17.75	L	15			45	520	114	
600 LC4 MX	90-92	JT190215	17.75	L	15			52	520	116	
600 LC4 ENDURO	91-93	JT190215	17.75	L	15			50	520	116	
620 LC4 ENDURO	94	JT190215	17.75	L	15			50	520		
620 LC4 EGS	94-98	JT190214	17.75	L	14			50	520		
620 LC4 ENDURO	95-96	JT190214	17.75	L	14			50	520		
620 SC SUPER COMPETITION	95-96	JT190215	17.75	L	15			50	520		
620 LC4 DUKE	95-98	JT190217	19.90	L	17			38	520		
620 LC4 SX MOTOCROSS	95-98	JT190215	17.75	L	15			50	520		
620 LC4 RXE	95-98	JT190216	19.90	L	16			40	520		
620 LC4 E ENDURO	97-98	JT190216	19.90	L	16			50	520		
620 LSE	97-98	JT190216	19.90	L	16			40	520		
620 SC SUPER COMPETITION	97-99	JT190214	17.75	L	14			50	520		
625 LC4 SC SUPERMOTO	02	JT190216	19.90	L	16			42	520		
625 LC4 SUPERCOMPETITION	02	JT190215	17.75	L	15			42	520		
625 SMC	04	JT190216	19.90	L	16			38	520		
625 SXC	03-06	JT190216	19.90	L	16			40	520		
625 SMC	05-06	JT190217	19.90	L	17			40	520		
640 LC4 DUKE II	04-06	JT190217	19.90	L	17			42	520		
640 LC4 DUKE II	00-03	JT190217	19.90	L	17			38	520		
640 LC4 E ENDURO	00-05	JT190216	19.90	L	16			42	520		
640 LC4 ADVENTURE	99-06	JT190216	19.90	L	16			42	520		
640 LC4 SUPER MOTO	99-06	JT190217	19.90	L	17			42	520		
660 SMC	03-04	JT190216	19.90	L	16			38	520		
660 SMC	05-06	JT190217	19.90	L	17			40	520		
950 LC8 ADVENTURE	03-06	206182	28.60	L	17			42	525		
950 LC8 ADVENTURE S	04-06	206182	28.60	L	17			42	525		
950 SUPER ENDURO R	06-10	JT190416	28.60	L	16			45	525		
950 SUPER MOTO	06-10	206182	28.60	L	17			41	525		
<b>SUZUKI</b>											
JR50 RD	83	JT56313	8.65	L	13			28	420	78	
RM50 C/N/T	78-80	JT56312	8.65	L	12			42	420	92	
JR50 C/N/T/X/Z	78-82	JT56313	8.65	L	13			28	420	78	
JR50 F/G/H/J/K/L/M/N/P/R/S/T/V/W/X/Y/ K1/K2/K3/K4/K5/K6	85-06	JT56313	8.65	L	13			28	420	78	
RM60 K3	03	JT54613	8.65	L	13			44	420	104	
RM60 N	79	JT56312	8.65	L	12			44	420	94	
RM60 T/X/Z/D	80-83	JT56312	8.65	L	12			42	420	92	
RM65 K3/K4/K5	03-05	JT54613	8.65	L	13			47	420	110	
RM65 K3/K4/K5	03-05	JT55513	9.50	L	13			47	428	110	
428 CHAIN CONVERSION											
DR-Z70 K8/K9/L0/L1/L2/L3/L4/L5/L6	09-16	JT42813	9.50	L	13			33	428		
TM75 L/M/A	74-76	206472	8.65	L	15			42	420	110	
TS75 M/A/B	75-77	206472	8.65	L	15			42	420	110	
JR80 K4	04	JT42812	9.50	L	12			34	428	112	
RM80 B	77	JT42813	9.50	L	13			46	428	130	
RM80 C	78	206360	9.50	L	14			42	428	104	
RM80 N	79	206360	9.50	L	14			48	428	110	
RM80 Z	82	JT126313	9.50	L	13			52	428	116	
RM80 D	83	JT126313	9.50	L	13			50	428	118	
DS80 C/N	78-79	206360	9.50	L	14			40	428	88	
RM80 T/X	80-81	206360	9.50	L	14			50	428	112	
DS80 T/X/Z	80-82	JT42812	9.50	L	12			34	428	96	
DS80 D/F/G/H/J/K/L/M/N/P/R/S/T/V/W/ X/Y/K1/K2/K3	82-03	JT42812	9.50	L	12			34	428	96	

accessories

body

handlebar  
& gripscables &  
levers

exhaust

engine

fuel &  
intakeelectrical  
& ignition

clutch

drive

bearings

brakes

steering &  
suspension

tires

tools &  
shop

**DIRT BIKE SPROCKETS CONT.**

- accessories
- body
- handlebar & grips
- cables & levers
- exhaust
- engine
- fuel & intake
- electrical & ignition
- clutch
- drive**
- bearings
- brakes
- steering & suspension
- tires
- tools & shop

MODEL	YEAR	FRONT			#	REAR	#	PITCH	LINKS
<b>SUZUKI CONTINUED</b>									
JR80 D/F/G/H/J/K/L/M/N/P/R/S/T/V/W/ X/Y/K1/K2/K3	82-03	<b>JT42812</b>	<b>9.50</b>	L	12		34	428	96
RM80 E/F	84-85	<b>JT126313</b>	<b>9.50</b>	L	13		44	428	114
RM80 K/L/M/N/P/R/S/T/V/W/X/Y/K1	86-01	<b>JT126314</b>	<b>9.50</b>	L	14		48	428	118
RM80 G/H/J	86-88	<b>206325</b>	<b>10.25</b>	L	14		50	420	120
RM80 G/H/J 428 CHAIN CONVERSION	86-88	<b>JT126314</b>	<b>9.50</b>	L	14		50	428	120
RM85 K2/K3/K4/K5/K6/K7/K8/K9/L0/L1/ L2/L3/L4/L5/L6	02-16	<b>JT126314</b>	<b>9.50</b>	L	14		47	428	118
RM85 L K2/K3/K4/K5/K6/K7/K8/K9/L0/L1/ L2/L3/L4/L5/L6	02-16	<b>JT126314</b>	<b>9.50</b>	L	14		47	428	122
TS90 R HONCHO	71	<b>JT126314</b>	<b>9.50</b>	L	14		51	428	114
TS90 J ROVER	72	<b>JT126314</b>	<b>9.50</b>	L	14		51	428	
RV90 J/K/L/M/A/B	72-77	<b>JT126315</b>	<b>9.50</b>	L	15		47	428	
RM100 K3	03	<b>JT54613</b>	<b>8.65</b>	L	13		51	420	124
RM100 K3 428 CHAIN CONVERSION	03	<b>JT55513</b>	<b>9.50</b>	L	13		51	428	124
RM100 B	77	<b>206352</b>	<b>9.50</b>	L	14		57	428	132
TS100 C	78	<b>JT126314</b>	<b>9.50</b>	L	14		44	428	114
RM100 C	78	<b>JT42613</b>	<b>9.50</b>	L	13		57	428	132
TS100 N	79	<b>JT126314</b>	<b>9.50</b>	L	14		46	428	114
RM100 T	80	<b>JT42613</b>	<b>9.50</b>	L	13		62	428	132
SP100 D	83	<b>JT42613</b>	<b>9.50</b>	L	13		45	428	118
TS100 K/L/M	73-75	<b>JT126314</b>	<b>9.50</b>	L	14		47	428	116
TM100 L/M	74-75	<b>JT126314</b>	<b>9.50</b>	L	14		57	428	
TS100 A/B	76-77	<b>JT126313</b>	<b>9.50</b>	L	13		49	428	124
DS100 C/N/T/X	78-81	<b>JT126314</b>	<b>9.50</b>	L	14		44	428	114
RM100 N/X	79-81	<b>JT42613</b>	<b>9.50</b>	L	13		60	428	132
TS100 T/X	80-81	<b>JT126314</b>	<b>9.50</b>	L	14		46	428	116
DR100 D/E/F/G/H/J/K/L	83-90	<b>JT42613</b>	<b>9.50</b>	L	13		42	428	112
DR-Z110 K5	05	<b>JT24914</b>	<b>8.65</b>	L	14		33	420	
DR-Z110 K3/K4	03-04	<b>JT24914</b>	<b>8.65</b>	L	14		33	420	86
RM125 K4	04	<b>982655</b>	<b>12.50</b>	L	12		49	520	114
RM125 K5	05	<b>982655</b>	<b>12.50</b>	L	12		50	520	114
RM125 M	75	<b>JT126314</b>	<b>9.50</b>	L	14		60	428	126
RM125 C/C2	78	<b>206352</b>	<b>9.50</b>	L	14		59	428	132
RM125 N	79	<b>JT42613</b>	<b>9.50</b>	L	13		59	428	132
RM125 T	80	<b>982655</b>	<b>12.50</b>	L	12		51	520	108
RM125 D	83	<b>982655</b>	<b>12.50</b>	L	12		51	520	114
RM125 E	84	<b>982655</b>	<b>12.50</b>	L	12		51	520	116
RM125 F	85	<b>982655</b>	<b>12.50</b>	L	12		49	520	116
RM125 T	96	<b>982655</b>	<b>12.50</b>	L	12		49	520	114
DR-Z125 K3/K4/K5/K6/K7/K8/K9/L0/L1/ L2/L3/L4/L5/L6	03-16	<b>JT40914</b>	<b>15.70</b>	L	14		51	428	134
DR-Z125 L K3/K4/K5/K6/K7/K8/K9/L0/L1/ L2/L3/L4/L5/L6	03-16	<b>JT40914</b>	<b>15.70</b>	L	14		57	428	134
RM125 K6/K7/K8/K9	06-09	<b>982655</b>	<b>12.50</b>	L	12		51	520	114
RM125 Y/K1/K2/K3	00-03	<b>982655</b>	<b>12.50</b>	L	12		49	520	114
TM125 K/L/M	73-75	<b>JT126315</b>	<b>9.50</b>	L	15		61	428	124
TC125 J/K/L/M/A/B	73-77	<b>JT42212</b>	<b>10.90</b>	L	12		39	520	94
TS125 K/L/M/A/B	73-77	<b>206348</b>	<b>9.50</b>	L	15		50	428	124
RM125 A/B	76-77	<b>206352</b>	<b>9.50</b>	L	14		60	428	132
TS125 C/N	78-79	<b>JT126315</b>	<b>9.50</b>	L	15		44	428	114
DS125 N/T/X	79-81	<b>JT126315</b>	<b>9.50</b>	L	15		44	428	114
TS125 T/X	80-81	<b>JT126315</b>	<b>9.50</b>	L	15		46	428	116
RM125 X/Z	81-82	<b>982655</b>	<b>12.50</b>	L	12		51	520	112
SP125 Z/D	82-83	<b>206352</b>	<b>9.50</b>	L	14		47	428	122
DR125 Z/D/E	82-84	<b>206352</b>	<b>9.50</b>	L	14		47	428	122
RM125 G/H	86-87	<b>982655</b>	<b>12.50</b>	L	12		51	520	114
DR125 G/H/J	86-88	<b>JT40916</b>	<b>15.70</b>	L	16		53	428	134
SP125 G/H/J	86-88	<b>JT40916</b>	<b>15.70</b>	L	16		53	428	134

## DIRT BIKE SPROCKETS CONT.

MODEL	YEAR	FRONT			#	REAR			#	PITCH	LINKS
<b>SUZUKI CONTINUED</b>											
RM125 J/K/L/M	88-91	<b>982656</b>	<b>12.50</b>	L	13			51	520	114	
RM125 N/P/R/S	92-95	<b>982655</b>	<b>12.50</b>	L	12			49	520	112	
DR125 SE-R/S/T	94-96	<b>JT40916</b>	<b>15.70</b>	L	16			53	428	134	
RM125 V/W/X	97-99	<b>982655</b>	<b>12.50</b>	L	12			50	520	114	
PE175 C/N	78-79	<b>982655</b>	<b>12.50</b>	L	12			48	520	106	
PE175 T/X	80-81	<b>982655</b>	<b>12.50</b>	L	12			48	520	106	
RS175 T/X/Z	80-82	<b>982655</b>	<b>12.50</b>	L	12			46	520	106	
PE175 Z/D/E	82-84	<b>982655</b>	<b>12.50</b>	L	12			48	520	110	
TS185 K/L/M/A/B/C/N/T/X	71-81	<b>JT42212</b>	<b>10.90</b>	L	12			39	520	102	
DS185 C/N/T	78-80	<b>JT42212</b>	<b>10.90</b>	L	12			39	520	102	
DR200 G/H/J	86-88	<b>982653</b>	<b>18.08</b>	L	15			45	520	112	
SP200 G/H/J	86-88	<b>982653</b>	<b>18.08</b>	L	15			45	520	110	
DR200 SE-T/V/W/X/Y/K1/K2/K3/K4/K5/ K6/K7/K8/K9/L0/L1/L2/L3	96-13	<b>982653</b>	<b>18.08</b>	L	15			45	520	112	
RM-Z250 K6	06	<b>JT43013</b>	<b>13.05</b>	L	13			46	520	114	
RM-Z250 K7	07	<b>982655</b>	<b>12.50</b>	L	12			50	520	112	
DS250 T	80	<b>206332</b>	<b>15.65</b>	L	15			40	525	104	
RM250 X	81	<b>206369</b>	<b>15.25</b>	L	14			50	520	114	
RM250 Z	82	<b>982652</b>	<b>16.57</b>	L	14			49	520	114	
RM250 D	83	<b>982652</b>	<b>16.57</b>	L	14			50	520	116	
RM250 H	87	<b>982652</b>	<b>16.57</b>	L	14			50	520	114	
RM250 J	88	<b>982657</b>	<b>16.57</b>	L	13			50	520	116	
RM250 K1/K2/K3	01-03	<b>982657</b>	<b>16.57</b>	L	13			49	520	114	
DR-Z250 K1,K2,K3,K4,K5,K6,K7	01-07	<b>982657</b>	<b>16.57</b>	L	13			49	520	112	
RM-Z250 K4/K5	04-05	<b>JT43013</b>	<b>13.05</b>	L	13			48	520	114	
RM250 K4/K5/K6/K7/K8	04-08	<b>982657</b>	<b>16.57</b>	L	13			50	520	114	
RM-Z250 K8/K9	08-09	<b>982655</b>	<b>12.50</b>	L	12			48	520	112	
RM-Z250 L0/L1/L2	10-12	<b>982656</b>	<b>12.50</b>	L	13			49	520	114	
RM-Z250 L3/L4/L5/L6	13-16	<b>982658</b>	<b>16.57</b>	L	13			49	520	114	
TS250 R/J/K/L/M/A	71-76	<b>206380</b>	<b>14.90</b>	L	15			39	525	104	
TM250 J/K/L/M	72-75	<b>206380</b>	<b>14.90</b>	L	15			45	525	100	
RM250 A/B/C/C2	76-78	<b>206368</b>	<b>15.25</b>	L	13			50	520	108	
PE250 B/C/N	77-79	<b>206368</b>	<b>15.25</b>	L	13			52	520	110	
TS250 B/C/N/T/X	77-81	<b>206332</b>	<b>15.65</b>	L	15			40	525	104	
RM250 N/T	79-80	<b>206369</b>	<b>15.25</b>	L	14			50	520	108	
PE250 T/X	80-81	<b>206368</b>	<b>15.25</b>	L	13			52	520	110	
RS250 T/X	80-81	<b>206368</b>	<b>15.25</b>	L	13			52	520	110	
RM250 T/X	80-81	<b>206368</b>	<b>15.25</b>	L	13			52	520	110	
DR250 Z/D/F	82-85	<b>206382</b>	<b>14.30</b>	L	13			42	520	104	
SP250 Z/D/F	82-85	<b>206384</b>	<b>16.50</b>	L	15			42	520	102	
RM250 E/F/G	84-86	<b>982652</b>	<b>16.57</b>	L	14			50	520	116	
RM250 K/L/M/N	89-92	<b>982657</b>	<b>16.57</b>	L	13			49	520	114	
RMX250 K/L/M/N/P/R/S/T/V/W ENDURO	89-98	<b>982657</b>	<b>16.57</b>	L	13			50	520	114	
DR250 S-L/M/N	90-92	<b>982657</b>	<b>16.57</b>	L	13			49	520	112	
DR250 L/M/N/P	90-93	<b>982657</b>	<b>16.57</b>	L	13			49	520	110	
DR250 SE-P/R/S	93-95	<b>982652</b>	<b>16.57</b>	L	14			42	520	108	
RM250 P/R/S/T	93-96	<b>982657</b>	<b>16.57</b>	L	13			49	520	116	
RM250 V/W	97-98	<b>982657</b>	<b>16.57</b>	L	13			50	520	114	
RM250 X/Y	99-00	<b>982657</b>	<b>16.57</b>	L	13			48	520	114	
DR350 L/M/N/P	90-93	<b>982652</b>	<b>16.57</b>	L	14			47	520	110	
DR350 S-L/M/N/P	90-93	<b>982652</b>	<b>16.57</b>	L	14			43	520	108	
DR350 SE-R/S	94-95	<b>982653</b>	<b>18.08</b>	L	15			41	520	110	
DR350 R/S/T/V/W/X	94-99	<b>982653</b>	<b>18.08</b>	L	15			44	520	110	
DR350 SE-T/V/W/X	96-99	<b>982653</b>	<b>18.08</b>	L	15			41	520	108	
RM370 A/B	76-77	<b>206368</b>	<b>15.25</b>	L	13			50	520	108	
DR370 C/N	78-79	<b>206384</b>	<b>16.50</b>	L	15			42	520	110	
SP370 C/N	78-79	<b>206384</b>	<b>16.50</b>	L	15			42	520	110	
RM400 C	78	<b>206368</b>	<b>15.25</b>	L	13			50	520	110	
RM400 N	79	<b>206369</b>	<b>15.25</b>	L	14			49	520	108	
DR400 T	80	<b>206385</b>	<b>16.50</b>	L	16			46	520	108	
SP400 T	80	<b>206384</b>	<b>16.50</b>	L	15			42	520	100	
RM400 T	80	<b>206369</b>	<b>15.25</b>	L	14			49	520	110	

accessories

body

handlebar  
& gripscables &  
levers

exhaust

engine

fuel &  
intakeelectrical  
& ignition

clutch

drive

bearings

brakes

steering &  
suspension

tires

tools &  
shop

**DIRT BIKE SPROCKETS CONT.**

- accessories
- body
- handlebar & grips
- cables & levers
- exhaust
- engine
- fuel & intake
- electrical & ignition
- clutch
- drive
- bearings
- brakes
- steering & suspension
- tires
- tools & shop

MODEL	YEAR	FRONT			#	REAR			#	PITCH	LINKS
<b>SUZUKI CONTINUED</b>											
DR-Z400 SM	05-16	<b>982653</b>	<b>18.08</b>	L	15			41	520	110	
DR-Z400 E	00-07	<b>982652</b>	<b>16.57</b>	L	14			47	520	112	
DR-Z400 S	00-16	<b>982653</b>	<b>18.08</b>	L	15			44	520	112	
TM400 R/J/K/L/M	71-75	<b>206332</b>	<b>15.65</b>	L	15			40	525	102	
TS400 J/K/L/M/A/B	72-77	<b>206332</b>	<b>15.65</b>	L	15			40	525	104	
PE400 T/X	80-81	<b>206370</b>	<b>15.25</b>	L	15			46	520	108	
RM-Z450 K5	05	<b>982660</b>	<b>17.28</b>	L	14			49	520	114	
RM-Z450 K6/K7	06-07	<b>982660</b>	<b>17.28</b>	L	14			49	520	114	
RM-Z450 K8/K9/L0/L1/L2	08-12	<b>982659</b>	<b>17.28</b>	L	13			50	520	114	
RMX450 Z L0/L1/L2	10-12	<b>982659</b>	<b>17.28</b>	L	13			51	520	114	
RM-Z450 L3/L4	13-14	<b>982661</b>	<b>17.28</b>	L	13			50	520	114	
RM-Z450 L5/L6	15-16	<b>982661</b>	<b>17.28</b>	L	13			50	520	114	
RM465 X	81	<b>206369</b>	<b>15.25</b>	L	14			49	520	112	
RM465 Z	82	<b>206109</b>	<b>17.35</b>	L	14			47	520	112	
RM500 D	83	<b>206109</b>	<b>17.35</b>	L	14			46	520	116	
RM500 E	84	<b>206109</b>	<b>17.35</b>	L	14			46	520	112	
DR500 X/Z/D	81-83	<b>206383</b>	<b>16.50</b>	L	14			47	520	106	
SP500 X/Z/D	81-83	<b>206384</b>	<b>16.50</b>	L	15			46	520	106	
SP600 F	85	<b>JT43716</b>	<b>17.90</b>	L	16			42	520	108	
DR650 SE-K7/K8/K9/L0/L1/L2/L3/L4	07-14	<b>JT144815</b>	<b>15.25</b>	L	15			42	525	110	
DR650 S-L/M/N/P	90-93	<b>JT43716</b>	<b>17.90</b>	L	16			42	520	114	
DR650 SE-R/S	94-95	<b>JT43716</b>	<b>17.90</b>	L	16			42	520	114	
DR650 SE-T/V/W/X/Y/K1/K2/K3/K4/K5/K6	96-06	<b>JT144815</b>	<b>15.25</b>	L	15			42	525	110	
<b>YAMAHA</b>											
YZ50 G	80	<b>JT56312</b>	<b>8.65</b>	L	12			45	420	90	
TT-R50 E-V/W/X/Y/Z/A/B/D/E/F/G	06-16	<b>JT54613</b>	<b>8.65</b>	L	13			37	420		
DT50 U/W/A (DT-L/C)	88-90	<b>JT54613</b>	<b>8.65</b>	L	13			48	420	110	
YZ60 H	81	<b>JT54612</b>	<b>8.65</b>	L	12			42	420	98	
YZ60 J/K	82-83	<b>JT54613</b>	<b>8.65</b>	L	13			42	420	98	
YZ80 E	78	<b>206360</b>	<b>9.50</b>	L	14			51	428	106	
YZ80 F	79	<b>206360</b>	<b>9.50</b>	L	14			51	428	108	
YZ80 G	80	<b>206360</b>	<b>9.50</b>	L	14			51	428	108	
YZ80 K	83	<b>206019</b>	<b>9.50</b>	L	12			42	428	110	
YZ80 L	84	<b>JT126315</b>	<b>9.50</b>	L	15			46	428	114	
YZ80 N	85	<b>JT126314</b>	<b>9.50</b>	L	14			48	428	112	
BW80 A	90	<b>JT54615</b>	<b>8.65</b>	L	15			32	420	90	
PW80 T/V	05-06	<b>JT54615</b>	<b>8.65</b>	L	15			32	420	84	
GT80 A/B/C/D/E/F/G	73-80	<b>JT56314</b>	<b>8.65</b>	L	14			41	420	106	
YZ80 A/B/C/D	74-77	<b>JT56313</b>	<b>8.65</b>	L	13			48	420	104	
GT MX D/E/F	77-79	<b>JT56314</b>	<b>8.65</b>	L	14			41	420	106	
DT80 D/E/F/G/H/J/K	77-83	<b>JT56314</b>	<b>8.65</b>	L	14			41	420	106	
MX80 G/H/J	80-82	<b>JT56314</b>	<b>8.65</b>	L	14			41	420	92	
YZ80 H/J	81-82	<b>JT126313</b>	<b>9.50</b>	L	13			44	428	108	
PW80 K/N Y-ZINGER	83-85	<b>JT54615</b>	<b>8.65</b>	L	15			32	420	84	
BW80 S/T/U	86-88	<b>JT54615</b>	<b>8.65</b>	L	15			32	420	90	
YZ80 S/T/U/W/A/B/D	86-92	<b>JT126314</b>	<b>9.50</b>	L	14			46	428	112	
PW80 B/D/E/F/G/H/J/K/L/M/N/P/R/S Y-ZINGER	91-04	<b>JT54615</b>	<b>8.65</b>	L	15			32	420	84	
YZ80 E/F/G/H/J/K/L/M/N	93-01	<b>JT126314</b>	<b>9.50</b>	L	14			47	428	118	
YZ85 P/R/S/T/V/W/X/Y/Z/A/B LARGE WHEEL	02-12	<b>JT55814</b>	<b>9.50</b>	L	14			52	428		
YZ85 P/R/S/T/V/W/X/Y/Z/A/B/D/E/F/G	02-16	<b>JT55814</b>	<b>9.50</b>	L	14			47	428	118	
TT-R90 M/N/P/R/S/T/V/W	01-07	<b>JT54614</b>	<b>8.65</b>	L	14			35	420	86	
DT100 A/B/C	74-76	<b>JT126314</b>	<b>9.50</b>	L	14			49	428	112	
MX100 A/B/C/D/E	74-78	<b>JT126314</b>	<b>9.50</b>	L	14			52	428	110	
YZ100 C/D	76-77	<b>JT42212</b>	<b>10.90</b>	L	12			40	520	90	
DT100 D/E/F/G/H/J/K	77-83	<b>JT54614</b>	<b>8.65</b>	L	14			45	420	102	
YZ100 E/F	78-79	<b>JT42212</b>	<b>10.90</b>	L	12			43	520	98	
MX100 F/G/H/J/K	79-83	<b>JT54614</b>	<b>8.65</b>	L	14			48	420	104	
YZ100 G/H	80-81	<b>JT42212</b>	<b>10.90</b>	L	12			45	520	100	
YZ100 J/K	82-83	<b>JT42212</b>	<b>10.90</b>	L	12			50	520	106	
RT100 A/D/E/F/G/H/J/K/L/M	90-00	<b>JT54614</b>	<b>8.65</b>	L	14			48	420	104	



## DIRT BIKE SPROCKETS CONT.

MODEL	YEAR	FRONT			#	REAR			#	PITCH	LINKS
<b>YAMAHA CONTINUED</b>											
TT-R110 E	08-16	JT54614	8.65	L	14			35	420	90	
YZ125 C	76	JT126314	9.50	L	14			45	428	112	
DT125 E	77	JT126315	9.50	L	15			49	428	118	
YZ125 G	80	JT42212	10.90	L	12			48	520	102	
YZ125 K	83	JT42212	10.90	L	12			48	520	106	
YZ125 L	84	JT42212	10.90	L	12			48	520	110	
YZ125 N	85	JT42212	10.90	L	12			52	520	114	
YZ125 S	86	JT42213	10.90	L	13			50	520	112	
YZ125 T	87	JT56413	10.10	L	13			50	520	112	
YZ125 U	88	JT56413	10.10	L	13			49	520	112	
TDR125 R	93	982662	TBA		16			57	428	136	
YZ125 P/R/S	02-04	JT56413	10.10	L	13			49	520	112	
TT-R125 LW	02-06	JT54813	9.50	L	13			54	428	122	
TT-R125	02-09	JT54813	9.50	L	13			49	428	116	
YZ125 T/V/W/X1	05-08	982663	16.02	L	13			48	520	112	
TT-R125 L/LE/LW/LWE	07-16	JT54813	9.50	L	13			54	428	122	
YZ125 Y/Z/A1/B1/D2/E2/F2/G2	09-16	982663	16.02	L	13			48	520	114	
TT-R125	00-01	JT54813	9.50	L	13			49	428	116	
TT-R125 LW	00-01	JT54813	9.50	L	13			54	428	122	
YZ125 A/B/C	74-75	JT126315	9.50	L	15			47	428	112	
DT125 A/B/C	74-76	JT126315	9.50	L	15			45	428	114	
MX125 A/B/C	74-76	JT126314	9.50	L	14			47	428	114	
YZ125 D/E/F	77-79	JT42212	10.90	L	12			51	520	104	
DT125 F/G/H	78-80	JT126314	9.50	L	14			49	428	118	
IT125 G/H	80-81	JT42212	10.90	L	12			46	520	100	
YZ125 H/J	81-82	JT42212	10.90	L	12			46	520	104	
XT125 J/K/CK	82-83	JT126314	9.50	L	14			54	428	120	
YZ125 W/A/B/D	89-92	JT56413	10.10	L	13			51	520	114	
YZ125 E/F/G/H	93-96	JT56413	10.10	L	13			50	520	116	
YZ125 J/K	97-98	JT56413	10.10	L	13			48	520	112	
YZ125 L/M/N	99-01	JT56413	10.10	L	13			48	520	112	
YZ175	76	JT42212	10.90	L	12			44	520	96	
IT175 K	83	JT42212	10.90	L	12			44	520	104	
MX175 A/B	74-75	JT126314	9.50	L	14			47	428	118	
DT175 A/B/C	74-76	206023	9.50	L	16			45	428	112	
IT175 D/E/F	77-79	JT42212	10.90	L	12			41	520	96	
DT175 E/F/G/H	77-81	206023	9.50	L	16			49	428	118	
MX175 F/G/H	77-81	JT126314	9.50	L	14			49	428	118	
IT175 G/H/J	80-82	JT42212	10.90	L	12			44	520	100	
RT180 D	92	JT126314	9.50	L	14			51	428	112	
RT180 A/B	90-91	JT126314	9.50	L	14			51	428	112	
RT180 E/G/H/J/K	93-98	JT126314	9.50	L	14			51	428	120	
XT200 J/K/CK	82-83	JT126315	9.50	L	15			47	428	118	
IT200 L/N/S	84-86	JT42212	10.90	L	12			44	520	106	
BW200 N/S BIG WHEEL	85-86	206337	11.90	L	14			37	520	74	
BW200 E-S/T/U BIG WHEEL	86-88	206337	11.90	L	14			37	520	74	
TW200 T/U/W/A/B/D/E/F TRAILWAY	87-94	JT155914	10.70	L	14			50	428	126	
TW200 C T/U/W/A/B/D/E/F TRAILWAY	87-94	JT155914	10.70	L	14			50	428	126	
WR200 R B/D/E	91-93	JT56413	10.10	L	13			52	520		
TW200 G/H/J/K/L/M/N/P/R/S/T/V/W/X/Y/Z/A1/B1/D1/E1/F1/G1 TRAILWAY	95-16	JT155914	10.70	L	14			50	428	122	
TW200 C G/H/J/K/L/M/N/P/R/S/T/V/W/X/Y/Z/A1/B1/D1/E1/F1/G1 TRAILWAY	95-16	JT155914	10.70	L	14			50	428	122	
TT225 E	93	JT126314	9.50	L	14			50	428	124	
TT225 S/T	86-87	JT126314	9.50	L	14			50	428	124	
XT225 D/E/F/G/H/J/K/L/M/N/P/R/S/T/V/W SERROW	92-07	JT126315	9.50	L	15			45	428	120	
XT225 C D/E/F/G/H/J/K/L/M/N/P/R/S/T/V/W SERROW	92-07	JT126315	9.50	L	15			45	428	120	
TT-R225	99-04				15			58	428	128	
TT-R230 T/V/W/X/Y/Z/A/B/D/E/F/G	05-16	JT155413	16.50	L	13			49	520	106	
YZ250 FX-F/G	15	982663	16.02	L	13			51	520	114	
YZ250 C	76	982649	11.10	L	13			50	520	106	
IT250 D	77	JT56913	12.60	L	13			46	520	104	
YZ250 D	77	JT56913	12.60	L	13			54	520	108	

accessories

body

handlebar  
& gripscables &  
levers

exhaust

engine

fuel &  
intakeelectrical  
& ignition

clutch

drive

bearings

brakes

steering &  
suspension

tires

tools &  
shop

## DIRT BIKE SPROCKETS CONT.

MODEL	YEAR	FRONT	#	REAR	#	PITCH	LINKS
<b>YAMAHA CONTINUED</b>							
IT250 E	78	JT56914 12.60 L	14		46	520	104
TT250 G	80	JT56915 13.50 L	15		51	520	102
YZ250 G	80	JT56913 12.60 L	13		48	520	106
YZ250 H	81	JT56914 12.60 L	14		48	520	110
YZ250 J	82	JT56913 12.60 L	13		45	520	110
XT250 L/CL	84	206370 15.25 L	15		48	520	106
YZ250 WR-W	89	JT56914 12.60 L	14		49	520	114
YZ250 WR-A	90	JT56914 12.60 L	14		51	520	116
WR250 Z-B	91	JT56914 12.60 L	14		52	520	116
WR250 Z-D	92	JT56914 12.60 L	14		52	520	116
TYZ250	93		10		39	520	98
WR250 Z-E	93	JT56914 12.60 L	14		52	520	116
YZ250 K	98	JT56914 12.60 L	14		50	520	114
WR250 F-N/P/R/S/T/V (4-STROKE)	01-06	982663 16.02 L	13		52	520	114
YZ250 F-N/P/R/S/T/V (4-STROKE)	01-06	982663 16.02 L	13		48	520	112
YZ250 F-W/X/Y/Z/A (4-STROKE)	07-11	982663 16.02 L	13		49	520	112
WR250 F-W/X/Y/Z/A/B/D/E/F/G (4-STROKE)	07-16	982663 16.02 L	13		50	520	114
YZ250 F-B/D/E/F/G (4-STROKE)	12-16	982663 16.02 L	13		50	520	112
DT250 A/B/C	74-76	982651 11.10 L	14		47	520	104
MX250 B	75-76	JT56913 12.60 L	13		50	520	106
DT250 D/E/F	75-79	JT56914 12.60 L	14		47	520	104
YZ250 E/F	78-79	JT56913 12.60 L	13		48	520	108
IT250 F/G	79-80	JT56913 12.60 L	13		48	520	102
XT250 G/H/J/K/CK	80-83	JT56915 13.50 L	15		47	520	98
TT250 H/J	81-82	JT56914 12.60 L	14		49	520	100
IT250 H/J/K	81-83	JT56913 12.60 L	13		48	520	110
YZ250 K/L	83-84	JT56913 12.60 L	13		48	520	112
YZ250 N/S	85-86	JT56914 12.60 L	14		50	520	114
YZ250 T/U/W/A	87-90	JT56914 12.60 L	14		49	520	114
YZ250 B/D/E	91-93	JT56914 12.60 L	14		49	520	116
WR250 Z B/D/E/F/G/H	91-96	JT56914 12.60 L	14		52	520	116
YZ250 F/G/H/J	94-97	JT56913 12.60 L	13		49	520	114
TT-R250	99-06	206523 18.80 L	13		52	520	110
YZ250 L/M/N/P/R/S/T/V/W/X/Y/Z/A1/B2/D2/E2/F2/G2	99-16	982651 11.10 L	14		50	520	114
TY350 N	85	JT56912 12.60 L	12		42	520	96
TY350 S	86	206488 12.85 L	10		35	520	92
BW350 T	87	JT42213 10.90 L	13		37	520	76
BW350 U	88	206337 11.90 L	14		37	520	76
XT350 N/S/T/U/W/A/B/D/E/F/G/H/J/K/L/M	85-00	JT57619 18.20 L	19		55	428	130
XT350 C N/S/T/U/W/A/B/D/E/F/G/H/J/K/L/M	85-00	JT57619 18.20 L	19		55	428	130
TT350 S/T	86-87	206501 15.65 L	14		50	520	108
MX400 B	75	982651 11.10 L	14		50	520	106
IT400 C	76	JT56515 11.60 L	15		46	520	104
YZ400 (76 MODEL)	76	982651 11.10 L	14		50	520	106
DT400 D	77	JT56916 13.50 L	16		40	520	102
YZ400 D	77	JT56914 12.60 L	14		50	520	106
DT400 E	78	JT56916 13.50 L	16		43	520	102
IT400 F	79	JT56914 12.60 L	14		46	520	102
WR400 F K	98	982651 11.10 L	14		49	520	114
YZ400 F K	98	982651 11.10 L	14		49	520	114
WR400 F L	99	982651 11.10 L	14		50	520	114
YZ400 F L	99	982651 11.10 L	14		49	520	114
IT400 D/E	77-78	JT56915 13.50 L	15		46	520	106
YZ400 E/F	78-79	JT56914 12.60 L	14		50	520	108
IT425 G	80	JT56914 12.60 L	14		46	520	102
WR426 F M/N/P	00-02	982651 11.10 L	14		50	520	114
YZ426 F M/N/P	00-02	982651 11.10 L	14		49	520	114
YZ450 F E	14	982649 11.10 L	13		49	520	114
YZ450 F R/S	03-04	982651 11.10 L	14		48	520	114
WR450 F R/S/T/V	03-06	982651 11.10 L	14		50	520	114

## DIRT BIKE SPROCKETS CONT.

MODEL	YEAR	FRONT			#	REAR	#	PITCH	LINKS
<b>YAMAHA CONTINUED</b>									
YZ450 F T/V	05-06	<b>982651</b>	<b>11.10</b>	L	14		51	520	114
YZ450 F W/X/Y	07-09	<b>982649</b>	<b>11.10</b>	L	13		49	520	114
WR450 F W/X/Y/A/B/D/E/F/G	07-16	<b>982649</b>	<b>11.10</b>	L	13		50	520	114
YZ450 F Z/A/B/D	10-13	<b>982649</b>	<b>11.10</b>	L	13		48	520	114
YZ450 F F/G	15-16	<b>982649</b>	<b>11.10</b>	L	13		48	520	114
YZ465 G	80	<b>JT56914</b>	<b>12.60</b>	L	14		46	520	102
YZ465 H	81	<b>JT56914</b>	<b>12.60</b>	L	14		46	520	108
IT465 H/J	81-82	<b>JT56914</b>	<b>12.60</b>	L	14		44	520	108
YZ490 J	82	<b>JT56914</b>	<b>12.60</b>	L	14		44	520	110
IT490 K/L	83-84	<b>JT56914</b>	<b>12.60</b>	L	14		44	520	110
YZ490 K/L/N	83-85	<b>JT56914</b>	<b>12.60</b>	L	14		46	520	112
YZ490 S/T/U/W/A	86-90	<b>JT56914</b>	<b>12.60</b>	L	14		48	520	112
TT500 C	76	<b>JT56515</b>	<b>11.60</b>	L	15		52	520	100
WR500 Z-D	92	<b>JT56915</b>	<b>13.50</b>	L	15		50	520	118
WR500 Z-E	93	<b>JT56915</b>	<b>13.50</b>	L	15		50	520	118
XT500 C/D/E/F/G/H	76-81	<b>206485</b>	<b>11.60</b>	L	16		44	520	100
TT500 D/E/F/G/H	77-81	<b>206485</b>	<b>11.60</b>	L	16		44	520	104
XT550 J/K	82-83	<b>206503</b>	<b>15.65</b>	L	16		42	520	98
TT600 K/L/N/S	83-86	<b>206501</b>	<b>15.65</b>	L	14		50	520	112
XT600 L/N/S/T/U/W	84-89	<b>206502</b>	<b>15.65</b>	L	15		42	520	104
XT600 C-L/N/S/T/U/W	84-89	<b>206502</b>	<b>15.65</b>	L	15		42	520	104
XT600 E/EC-A/B/D/E/F/G	90-95	<b>JT57715</b>	<b>20.65</b>	L	15		45	520	106
XT600 E/EC-A/B/D/E/F/G (LIGHT-WEIGHT REAR SPROCKET)	90-95	<b>JT57715</b>	<b>20.65</b>	L	15		45	520	106

accessories

body

handlebar  
& gripscables &  
levers

exhaust

engine

fuel &  
intakeelectrical  
& ignition

clutch

drive

bearings

brakes

steering &  
suspension

tires

tools &  
shop



## OPTIONAL JT SPROCKET CONVERSION



- accessories
- body
- handlebar & grips
- cables & levers
- exhaust
- engine
- fuel & intake
- electrical & ignition
- clutch
- drive
- bearings
- brakes
- steering & suspension
- tires
- tools & shop

JT PREFIX	TEETH	OUR PART #	
JTF1256	13	JT125613	9.90 L
	14	JT125614	9.90 L
	15	JT125615	9.90 L
	16	JT125616	9.90 L
JTF1257	14	JT125714	10.70 L
	15	JT125715	10.70 L
JTF1263	12	206019	9.50 L
	13	JT126313	9.50 L
	14	JT126314	9.50 L
	15	JT126315	9.50 L
	16	206023	9.50 L
JTF1265	13	206028	13.25 L
	14	JT130714	21.85 L
	15	JT130715	21.85 L
JTF1309	13	JT30913	17.95 L
	14	JT30914	19.85 L
	15	JT30915	19.85 L
JTF1310	15	JT131015	9.50 L
JTF1322	15	JT132215	14.90 L
JTF1323	12	JT132312	16.55 L
	13	206051	16.55 L
	14	JT132314	17.85 L
JTF1329	12	JT132912	13.25 L
	13	206061	13.25 L
JTF1352	13	JT135213	10.70 L
JTF1441	13	206088	17.30 L
	14	JT144114	17.30 L
JTF1445	11	JT144511	10.70 L
	12	JT144512	10.70 L
	13	JT144513	12.35 L
JTF1446	13	206102	16.70 L
JTF1448	14	JT144814	15.25 L
	15	JT144815	15.25 L
JTF1450	13	JT145013	17.35 L
	14	206109	17.35 L
JTF1501	12	JT150112	9.10 L
	13	206112	9.10 L
	14	206113	9.10 L
JTF1554	13	JT155413	16.50 L
JTF1559	14	JT155914	10.70 L
JTF1565	13	206144	13.85 L
JTF1590	12	JT159012	16.05 L
	13	206160	16.05 L
	14	JT159014	16.05 L
JTF1901	12	JT190112	16.80 L
	13	JT190113	16.80 L
	14	JT190114	16.80 L
	15	JT190115	18.10 L
JTF1902	14	JT190214	17.75 L
	15	JT190215	17.75 L
	16	JT190216	19.90 L
	17	JT190217	19.90 L
JTF1904	16	JT190416	28.60 L
	17	206182	28.60 L
JTF1906	12	206183	9.90 L
	14	206185	9.90 L
JTF1907	14	206187	9.90 L
JTF249	13	JT24913	8.65 L
	14	JT24914	8.65 L
	15	JT24915	8.65 L
JTF252	12	JT251212	8.65 L
	13	JT25213	8.65 L
	14	206194	8.65 L
	15	JT25215	8.65 L
	15	206195	8.65 L
JTF253	13	206198	8.65 L
	14	JT25314	8.65 L
	15	JT25315	8.65 L
	16	JT25316	8.65 L
JTF259	14	206205	9.50 L
	15	206206	9.50 L
	16	206207	9.50 L

JT PREFIX	TEETH	OUR PART #	
JTF266	13	206212	13.25 L
JTF274	14	JT27414	9.50 L
	15	JT27415	9.50 L
JTF281	13	JT28113	14.90 L
	14	JT28114	14.90 L
	15	JT28115	15.40 L
JTF284	13	JT28413	16.60 L
	14	JT28414	16.60 L
	15	JT28415	17.40 L
JTF285	14	206244	17.35 L
JTF287	13	206249	13.90 L
	14	206250	13.90 L
JTF296	15	206265	21.05 L
	16	206266	21.05 L
JTF308	15	206273	20.65 L
JTF326	12	JT32612	15.20 L
	13	JT32613	15.20 L
	14	JT32614	15.20 L
JTF327	12	JT32712	15.65 L
	13	JT32713	15.65 L
	14	JT32714	15.65 L
JTF328	12	JT32812	13.25 L
	13	JT32813	13.25 L
	14	JT32814	13.25 L
JTF337	13	JT33713	17.60 L
	14	206308	17.60 L
JTF409	14	JT40914	15.70 L
	16	JT40916	15.70 L
JTF413	14	206325	10.25 L
JTF422	12	JT42212	10.90 L
	13	JT42213	10.90 L
	14	206337	11.90 L
JTF426	13	JT42613	9.50 L
	14	206352	9.50 L
	15	206353	9.50 L
JTF427	11	JT42711	12.50 L
	12	JT42712	12.50 L
	13	JT42713	12.50 L
JTF428	12	JT42812	9.50 L
	13	JT42813	9.50 L
	14	206360	9.50 L
JTF430	13	JT43013	13.05 L
	15	206365	13.05 L
JTF431	11	JT43111	15.25 L
	13	206368	15.25 L
	14	206369	15.25 L
	15	206370	15.25 L
JTF432	12	JT43212	16.60 L
	13	JT43213	16.60 L
	14	JT43214	16.60 L
	15	JT43215	18.10 L
	14	206379	14.90 L
	15	206380	14.90 L
JTF434	13	206382	14.30 L
	14	206383	16.50 L
	15	206384	16.50 L
	16	206385	16.50 L
JTF437	15	JT43715	17.90 L
	16	JT43716	17.90 L
JTF507	13	JT50713	14.50 L
	14	206404	14.50 L
	15	206405	15.25 L
JTF511	14	JT51114	22.55 L
	15	JT51115	22.55 L
JTF512	14	JT51214	16.85 L
	15	JT51215	16.85 L
	16	JT51216	16.85 L
	17	206415	17.60 L
JTF516	13	206423	16.05 L
	14	206424	16.05 L
	15	206425	16.05 L
	16	206426	16.50 L

JT PREFIX	TEETH	OUR PART #	
JTF546	12	JT54612	8.65 L
	13	JT54613	8.65 L
	14	JT54614	8.65 L
	15	JT54615	8.65 L
	16	JT54616	8.65 L
JTF548	13	JT54813	9.50 L
JTF555	13	JT55513	9.50 L
	14	JT55514	9.50 L
	15	JT55515	9.50 L
JTF558	14	JT55814	9.50 L
JTF563	11	JT56311	8.65 L
	12	JT56312	8.65 L
	13	JT56313	8.65 L
	14	JT56314	8.65 L
JTF564	12	JT56412	10.10 L
	13	JT56413	10.10 L
	14	JT56414	10.10 L
JTF565	12	-----	
	13	206481	11.10 L
	14	206483	11.10 L
	15	JT56515	11.60 L
	16	206485	11.60 L
JTF569	10	206488	12.85 L
	12	JT56912	12.60 L
	13	JT56913	12.60 L
	14	JT56914	12.60 L
	15	JT56915	13.50 L
	16	JT56916	13.50 L
	17	206495	13.50 L
JTF575	14	206501	15.65 L
	15	206502	15.65 L
JTF576	18	JT57618	17.35 L
	19	JT57619	18.20 L
JTF577	14	JT57714	20.65 L
	15	JT57715	20.65 L
	16	JT57716	20.65 L
JTF583	13	206523	18.80 L
	14	JT58314	18.80 L
JTR1204	46	JT120446	22.40 L
	50	JT120450	24.75 L
JTR1207	39	206570	25.00 L
JTR1208	44	206571	31.30 L
JTR1213	37	JT121337	17.55 L
JTR1214	36	JT121436	17.55 L
	45	JT121445	17.55 L
	46	JT121446	17.55 L
	47	JT121447	18.25 L
	49	206577	19.40 L
JTR1250	48	206582	30.05 L
	56	206583	30.95 L
JTR1465	46	JT146546	18.65 L
	47	JT146547	20.10 L
JTR1466	46	206652	22.80 L
	47	206653	22.80 L
JTR1780	28	JT178028	14.20 L
JTR1785	48	206681	43.75 L
JTR1786	52	206683	45.10 L
	41	JT179141	37.80 L
	42	JT179142	37.80 L
	43	JT179143	37.80 L
JTR1825	37	206708	26.60 L
	38	JT182538	26.60 L
	40	JT182540	28.55 L
	41	JT182541	28.55 L
	42	JT182542	28.55 L
	46	206714	37.85 L
	47	206715	40.80 L

## OPTIONAL JT SPROCKET CONVERSION



JT PREFIX	TEETH	OUR PART #		
<b>JTR1842</b>	42	206723	22.30 L	
	44	206724	22.30 L	
	45	206725	23.20 L	
	49	JT184249	24.95 L	
	50	JT184250	26.25 L	
	51	JT184251	26.25 L	
	52	JT184252	27.10 L	
55	206732	30.00 L		
<b>JTR1843</b>	49	JT184349	24.95 L	
	54	206734	29.95 L	
<b>JTR1845</b>	37	206735	24.45 L	
<b>JTR1857</b>	38	JT185738	27.05 L	
	40	206745	27.50 L	
	42	206746	27.50 L	
	45	206747	28.45 L	
<b>JTR1869</b>	45	JT186945	22.90 L	
	38	206773	30.45 L	
<b>JTR210</b>	39	JT21039	30.45 L	
	44	JT21044	30.45 L	
	45	JT21045	30.45 L	
	46	JT21046	32.90 L	
	47	JT21047	32.90 L	
	48	JT21048	32.90 L	
	49	JT21049	34.20 L	
	50	JT21050	33.75 L	
	51	JT21051	35.05 L	
	52	JT21052	36.60 L	
	53	JT21053	36.60 L	
	<b>JTR215</b>	47	JT21547	20.10 L
		49	JT21549	20.30 L
		50	JT21550	20.95 L
51		JT21551	21.95 L	
55		JT21555	25.90 L	
<b>JTR217</b>	49	JT21749	24.30 L	
	50	206796	25.25 L	
	55	206798	28.10 L	
<b>JTR239</b>	56	206799	28.30 L	
	43	206804	18.10 L	
	47	206806	19.65 L	
<b>JTR245/2</b>	40	206809	28.05 L	
	41	206810	28.05 L	
<b>JTR245/3</b>	42	206811	30.95 L	
	43	206812	30.95 L	
	46	JT245246	30.95 L	
	47	JT245247	30.95 L	
	48	JT245248	30.95 L	
	49	JT245249	30.95 L	
	50	JT245250	32.15 L	
	51	JT245251	32.70 L	
	52	JT245252	33.95 L	
	53	JT245253	33.95 L	
	<b>JTR251</b>	45	206824	30.95 L
		48	206832	30.95 L
		49	206833	30.95 L
	<b>JTR254</b>	50	206835	30.95 L
51		-----		
45		206844	29.25 L	
50		206845	32.15 L	
<b>JTR255</b>	37	JT25537	14.10 L	
<b>JTR256</b>	35	JT25635	17.15 L	
	36	JT25636	17.15 L	
<b>JTR260</b>	37	206851	17.15 L	
	40	JT26040	28.40 L	
<b>JTR269</b>	35	206862	22.25 L	
	39	206864	22.25 L	
	40	206865	22.25 L	
	43	206867	25.05 L	
<b>JTR300</b>	46	207371	34.80 L	
	47	206904	34.80 L	
<b>JTR301</b>	45	206906	30.95 L	
	48	206907	33.45 L	

JT PREFIX	TEETH	OUR PART #		
<b>JTR460</b>	39	JT46039	33.40 L	
	42	206923	33.40 L	
	43	206924	33.40 L	
	46	JT46046	33.40 L	
	47	JT46047	36.05 L	
	48	JT46048	36.05 L	
	49	JT46049	36.05 L	
	50	JT46050	36.95 L	
	51	JT46051	36.95 L	
	52	JT46052	37.80 L	
	53	206934	39.25 L	
	<b>JTR461</b>	48	JT46148	20.90 L
		49	JT46149	20.90 L
		50	JT46150	24.00 L
		51	JT46151	24.00 L
53		JT46153	26.05 L	
<b>JTR462</b>	54	JT46154	26.05 L	
	49	206942	24.65 L	
	50	JT46250	24.95 L	
	51	JT46251	26.60 L	
	52	JT46252	27.35 L	
	54	JT46254	28.55 L	
	44	JT46444	22.55 L	
<b>JTR464</b>	48	206948	22.55 L	
	49	206949	22.55 L	
	50	206951	22.55 L	
	44	206952	25.80 L	
	48	206953	29.70 L	
<b>JTR469</b>	40	206960	27.95 L	
	44	JT47544	27.95 L	
<b>JTR471</b>	43	206972	34.45 L	
	42	JT48742	39.30 L	
<b>JTR475</b>	43	JT48743	39.30 L	
	44	JT48744	40.95 L	
	51	JT79751	20.95 L	
<b>JTR477</b>	57	JT79757	24.00 L	
	44	207098	25.90 L	
	47	JT79847	25.90 L	
	48	JT79848	25.90 L	
<b>JTR487</b>	50	207102	27.05 L	
	52	207103	27.05 L	
	33	207107	14.75 L	
	37	JT80137	16.35 L	
<b>JTR797</b>	43	207112	16.35 L	
	46	207114	18.10 L	
	32	JT80232	16.35 L	
	34	JT80234	16.35 L	
	36	JT80236	18.10 L	
	37	207119	18.10 L	
	39	207121	19.65 L	
	40	207122	19.65 L	
	42	JT80242	19.65 L	
	48	207125	22.10 L	
	50	207127	23.55 L	
	42	207128	24.10 L	
	45	207129	24.10 L	
	39	JT80839	33.40 L	
<b>JTR801</b>	41	JT80841	33.40 L	
	43	JT80843	33.40 L	
	44	JT80844	33.40 L	
	46	JT80846	34.20 L	
	47	JT80847	34.20 L	
	48	JT80848	34.20 L	
	49	JT80849	34.20 L	
	50	JT80850	34.20 L	
	51	JT80851	35.80 L	
	44	JT80944	21.30 L	
	53	JT80953	28.45 L	
	54	JT80954	30.30 L	
	45	JT81145	28.45 L	
	46	JT81146	28.45 L	

JT PREFIX	TEETH	OUR PART #			
<b>JTR813</b>	39	207164	33.40	L	
	40	207165	35.05	L	
<b>JTR822</b>	41	JT82241	31.80	L	
	42	JT82242	31.80	L	
	43	JT82243	31.80	L	
	44	JT82244	33.25	L	
	48	JT82248	39.60	L	
	49	JT82249	39.60	L	
	50	JT82250	40.05	L	
	52	207204	41.10	L	
	<b>JTR828</b>	42	JT82842	29.75	L
		47	207219	40.95	L
50		207221	41.35	L	
<b>JTR831</b>	46	JT83146	24.60	L	
	48	207232	24.60	L	
<b>JTR832</b>	32	207233	14.75	L	
	41	207235	16.35	L	
	44	207238	17.20	L	
	47	JT83247	18.85	L	
<b>JTR833</b>	48	JT83248	21.10	L	
	49	JT83349	24.95	L	
	<b>JTR834</b>	31	JT83431	10.60	L
		32	JT83432	10.60	L
	35	JT83435	14.15	L	
	36	JT83436	14.15	L	
	45	207249	16.65	L	
	48	JT83448	17.60	L	
<b>JTR845</b>	43	207263	27.50	L	
	45	207264	28.60	L	
	46	207265	28.15	L	
	47	207266	28.15	L	
	48	207267	29.50	L	
	49	207268	30.95	L	
	<b>JTR853</b>	40	JT85340	25.00	L
		41	JT85341	25.00	L
42		JT85342	25.95	L	
43		207280	25.95	L	
44		JT85344	26.65	L	
46		207283	26.65	L	
47		JT85347	29.50	L	
48		JT85348	29.50	L	
49		JT85349	29.50	L	
50		JT85350	29.50	L	
<b>JTR855</b>	51	JT85351	30.20	L	
	52	JT85352	30.20	L	
	47	207294	39.15	L	
	48	207295	39.15	L	
	<b>JTR857</b>	38	JT85738	27.05	L
40		JT85740	27.50	L	
42		JT85742	27.50	L	
45		JT85745	28.45	L	
<b>JTR894</b>	46	JT85746	28.45	L	
	46	207337	18.40	L	
	50	207338	20.55	L	
	<b>JTR895</b>	46	207339	21.25	L
		49	207340	23.35	L
	<b>JTR896</b>	45	JT89645	40.95	L
48		JT89648	42.60	L	
50		JT89650	42.60	L	
52		JT89652	44.15	L	
<b>JTR897</b>		38	JT89738	37.60	L
		40	JT89740	37.60	L
	42	JT89742	37.60	L	
	45	JT89745	40.35	L	
	47	JT89747	42.00	L	
	48	JT89748	42.00	L	
	49	JT89749	42.00	L	
	50	JT89750	42.00	L	
	52	JT89752	43.50	L	
	<b>JTR898</b>	37	207355	38.20	L
38		207356	38.20	L	
41		207357	38.20	L	
42		207358	39.90	L	
<b>JTR899</b>	45	JT89945	39.90	L	
	42	207361	22.30	L	
<b>JTR999</b>	45	207362	23.45	L	
	50	207363	26.65	L	

- accessories
- body
- handlebar & grips
- cables & levers
- exhaust
- engine
- fuel & intake
- electrical & ignition
- clutch
- drive**
- bearings
- brakes
- steering & suspension
- tires
- tools & shop

- accessories
- body
- handlebar & grips
- cables & levers
- exhaust
- engine
- fuel & intake
- electrical & ignition
- clutch
- drive**
- bearings
- brakes
- steering & suspension
- tires
- tools & shop



## ALUMINUM ALLOY REAR SPROCKETS

- Made from the latest generation of computer design and control metal cutting equipment for maximum durability.
- JT Alloy rear sprockets are made from the finest 7075 aluminum.
- All sprockets are heat treated and hand finished to meet or exceed the highest possible quality standards.

	YEAR	STOCK SPROCKET		JT PREFIX	# OF TEETH
<b>HONDA DIRT BIKES</b>					
CR80 R	85	207388	35.80	L JTA215	49
CR80 R	86-95	207388	35.80	L JTA215	49
CR80 R	86-95	207394	46.15	L JTA217	49
428 Chain Conversion					
CR80 R	96-02	207388	35.80	L JTA215	49
CR80 R	96-02	207394	46.15	L JTA217	49
428 Chain Conversion					
CR80 RB Expert	96-02	207392	41.00	L JTA215	55
CR80 RB Expert	96-02	207395	49.50	L JTA217	55
428 Chain Conversion					
CR85 R	03-04	207389	35.80	L JTA215	50
CR85 R	05-07	207388	35.80	L JTA215	49
CR85 R	05-07	207394	46.15	L JTA217	49
428 Chain Conversion					
CR85 RB Expert	03-04	207393	41.45	L JTA215	56
CR85 RB Expert	05-07	207392	41.00	L JTA215	55
CR85 RB Expert	05-07	207395	49.50	L JTA217	55
428 Chain Conversion					
CR125 R	83-84	207383	48.10	L JTA210	51
CR125 R	85	207383	48.10	L JTA210	51
CR125 R	86	207383	48.10	L JTA210	51
CR125 R	87-96	207383	48.10	L JTA210	51
CR125 R	97	207381	45.25	L JTA210	49
CR125 R	98-99	207383	48.10	L JTA210	51
CR125 R	00-01	207384	49.20	L JTA210	52
CR125 R	02	207383	48.10	L JTA210	51
CR125 R	03	207384	49.20	L JTA210	52
CR125 R	04-07	207384	49.20	L JTA210	52
CRF150 F	03-06	207380	43.80	L JTA210	48
CRF150 F	07-09	207379	42.05	L JTA210	47
CRF150 R	07-14	207389	35.80	L JTA215	50
CRF150 RB	07-09	207393	41.45	L JTA215	56
CRF230 F	03-09	207382	46.30	L JTA210	50
CR250 R	84-85	207383	48.10	L JTA210	51
CR250 R	86	207383	48.10	L JTA210	51
CR250 R	87	207385	50.95	L JTA210	53
CR250 R	88-91	207383	48.10	L JTA210	51
CR250 R	92-93	207381	45.25	L JTA210	49
CR250 R	94-95	207381	45.25	L JTA210	49
CR250 R	96-01	207382	46.30	L JTA210	50
CR250 R	02-05	207380	43.80	L JTA210	48
CR250 R	06-08	207381	45.25	L JTA210	49
CRF250 R	04-09	207383	48.10	L JTA210	51
CRF250 R	10	207380	43.80	L JTA210	48
CRF250 R	11-14	207381	45.25	L JTA210	49
CRF250 X	04-06	207385	50.95	L JTA210	53
CRF250 X	07-12	207385	50.95	L JTA210	53
XR250 R	96-04	207380	43.80	L JTA210	48
XR400 R	96-04	207377	38.45	L JTA210	45
CRF450 R	02-03	207382	46.30	L JTA210	50
CRF450 R	04-14	207380	43.80	L JTA210	48
CRF450 X	05-14	207383	48.10	L JTA210	51
CR500 R	84-85	207383	48.10	L JTA210	51
CR500 R	86-87	207383	48.10	L JTA210	51
CR500 R	88-91	207383	48.10	L JTA210	51
CR500 R	92-01	207381	45.25	L JTA210	49
XR650 R	00-07	207380	43.80	L JTA210	48

	YEAR	STOCK SPROCKET		JT PREFIX	# OF TEETH
<b>KAWASAKI DIRT BIKES</b>					
KX60 A1-A2	83-84	207420	42.55	L JTA464	44
KX60 B1-B19	85-03	207420	42.55	L JTA464	44
KX65 A1-A2	00-01	207477	34.00	L JTA1465	46
KX65 A3-A6/A6F/A7F/A8F/A9F/AAF/ABF/ACF	02-14	207478	34.00	L JTA1465	47
KX80 G1-G2	86-87	207410	35.80	L JTA461	49
KX80 G1-G2	86-87	207416	41.00	L JTA462	49
428 Chain Conversion					
KX80 J2	87	207415	41.00	L JTA461	54
KX80 J2	87	207419	49.50	L JTA462	54
428 Chain Conversion					
KX80 L1	88	207409	33.85	L JTA461	48
KX80 N1	88	207414	41.00	L JTA461	53
KX80 L2-L3	89-90	207410	35.80	L JTA461	49
KX80 L2-L3	89-90	207416	41.00	L JTA462	49
428 Chain Conversion					
KX80 N2-N3	89-90	207415	41.00	L JTA461	54
KX80 N2-N3	89-90	207419	49.50	L JTA462	54
428 Chain Conversion					
KX80 R1-R7	91-97	207410	35.80	L JTA461	49
KX80 R1-R7	91-97	207416	41.00	L JTA462	49
428 Chain Conversion					
KX80 T1-T4 (Big Wheel)	91-94	207415	41.00	L JTA461	54
KX80 T1-T4 (Big Wheel)	91-94	207419	49.50	L JTA462	54
428 Chain Conversion					
KX80 W1-W3	98-00	207411	35.80	L JTA461	50
KX85 A1-A5/A6F/A7F/A8F/A9F/AAF/ABF/ACF	01-14	207411	35.80	L JTA461	50
KX85 B1-B3 Big Wheel	01-03	207412	37.40	L JTA461	51
KX85 B1-B3 Big Wheel	01-03	207417	46.15	L JTA462	51
428 Chain Conversion					
KX100 B5-B7	95-97	207415	41.00	L JTA461	54
KX100 B5-B7	95-97	207419	49.50	L JTA462	54
428 Chain Conversion					
KX100 C1-C3	98-00	207412	37.40	L JTA461	51
KX100 C1-C3	98-00	207417	46.15	L JTA462	51
428 Chain Conversion					
KX100 D1-D5/D6F/D7F/D8F/D9F/DBF/DCF	01-14	207412	37.40	L JTA461	51
KX100 D1-D5/D6F/D7F/D8F/D9F/DBF/DCF	01-14	207417	46.15	L JTA462	51
428 Chain Conversion					
KX125 A6	80	207408	49.20	L JTA460	52
KX125 B1	82	207407	48.10	L JTA460	51
KX125 B2	83	207406	46.30	L JTA460	50
KX125 C1	84	207406	46.30	L JTA460	50
KX125 D1	85	207403	42.05	L JTA460	47
KX125 E1	86	207403	42.05	L JTA460	47
KX125 E2	87	207403	42.05	L JTA460	47
KX125 F1	88	207403	42.05	L JTA460	47
KX125 G1	89	207403	42.05	L JTA460	47
KX125 H1-H2	90-91	207404	43.80	L JTA460	48
KX125 J1-J2	92-93	207405	45.25	L JTA460	49
KX125 K1-K2	94-95	207405	45.25	L JTA460	49

**JT ALLOY REAR SPROCKETS**

	YEAR	STOCK SPROCKET	JT PREFIX	# OF TEETH
<b>KAWASAKI DIRT BIKES CONTINUED</b>				
KX125 K3-K4	96-97	207406 46.30 L	JTA460	50
KX125 K5	98	207404 43.80 L	JTA460	48
KX125 L1	99	207404 43.80 L	JTA460	48
KX125 L2-L4	00-02	207405 45.25 L	JTA460	49
KX125 M1	03	207407 48.10 L	JTA460	51
KX125 M2/M3/M4/M6F/M7F/M8F	04-08	207407 48.10 L	JTA460	51
KLX140 L B8F/B9F/BAF/BBF/BCF	08-14	207417 46.15 L	JTA462	51
KDX175 A1-A3	80-82	207408 49.20 L	JTA460	52
KDX200 A1	83	207404 43.80 L	JTA460	48
KDX200 A2-A3	84-85	207404 43.80 L	JTA460	48
KDX200 C1-C3	86-88	207404 43.80 L	JTA460	48
KDX200 E1-E6	89-94	207403 42.05 L	JTA460	47
KDX200 H1-H11/H6F	95-06	207403 42.05 L	JTA460	47
KDX220 A4-A12	97-05	207403 42.05 L	JTA460	47
KDX250 B3-B4	83-84	207406 46.30 L	JTA460	50
KDX250 D1-D4	91-94	207404 43.80 L	JTA460	48
KLX250 A1/A2	79-80	207402 40.60 L	JTA460	46
KLX250 D2-D4 (KLX250 R)	94-96	207406 46.30 L	JTA460	50
KX250 B1	82	207404 43.80 L	JTA460	48
KX250 C1-C2	83-84	207406 46.30 L	JTA460	50
KX250 D1	85	207406 46.30 L	JTA460	50
KX250 D2	86	207404 43.80 L	JTA460	48
KX250 E1	87	207403 42.05 L	JTA460	47
KX250 F1	88	207403 42.05 L	JTA460	47
KX250 G1	89	207403 42.05 L	JTA460	47
KX250 H1-H2	90-91	207404 43.80 L	JTA460	48
KX250 J1-J2	92-93	207405 45.25 L	JTA460	49
KX250 K1-K3	94-96	207405 45.25 L	JTA460	49
KX250 K4	97	207405 45.25 L	JTA460	49
KX250 K5	98	207404 43.80 L	JTA460	48
KX250 L1-L3	99-01	207404 43.80 L	JTA460	48
KX250 L4	02	207405 45.25 L	JTA460	49
KX250 M1-M2	03-04	207405 45.25 L	JTA460	49
KX250 R1/R6F/R7F/R8F	05-08	207407 48.10 L	JTA460	51
KX250 F-N1/N2	04-05	207404 43.80 L	JTA460	48
KX250 F-T6F	06	207404 43.80 L	JTA460	48
KX250 F-T7F/T8F/W9F/XAFB	07-10	207404 43.80 L	JTA460	48
KX250 F-YBF/YCF	11-14	207406 46.30 L	JTA460	50
KLX300 A2-A7	97-02	207406 46.30 L	JTA460	50
KLX300 A8/A9/A10/A6F/A7F (KLX 300 R)	03-07	207406 46.30 L	JTA460	50
KLX400 B1 (KLX 400 R)	03	207428 42.05 L	JTA808	47
KLX450R A8F/A9F/AAF/ABF/ACF	08-14	207406 46.30 L	JTA460	50
KX450 F-D6F/D7F/D8F/E9F/EAF/EBF/FCF	06-14	207406 46.30 L	JTA460	50
KX500 A2	84	207402 40.60 L	JTA460	46
KX500 B1	85	207402 40.60 L	JTA460	46
KX500 B2	86	207404 43.80 L	JTA460	48
KX500 C1	87	207403 42.05 L	JTA460	47
KX500 D1	88	207403 42.05 L	JTA460	47
KX500 E1-E16	89-04	207403 42.05 L	JTA460	47
KLX650 A1-A3, D1 (KLX650 R)	93-96	207405 45.25 L	JTA460	49

	YEAR	STOCK SPROCKET	JT PREFIX	# OF TEETH
<b>KTM DIRT BIKES</b>				
60 SX	98-99	207457 35.80 L	JTA894	46
65 SX	98-02	207457 35.80 L	JTA894	46
65 SX	03	207458 37.40 L	JTA894	50
65 SX	04-11	207458 37.40 L	JTA894	50
65 XC	08-09	207458 37.40 L	JTA894	50
85 SX	04-12	207459 39.65 L	JTA895	46
85 SX LW	04-12	207462 46.15 L	JTA895	49
85 XC	08-09	207459 39.65 L	JTA895	46
105 SX	07-11	207462 46.15 L	JTA895	49
105 XC	08-09	207462 46.15 L	JTA895	49
125 Enduro	86-87	207466 49.70 L	JTA896	52
125 Enduro	88	207465 46.15 L	JTA896	50
125 Enduro	89	207464 42.55 L	JTA896	48
125 Enduro	90	207465 46.15 L	JTA896	50
125 Enduro	91-94	207472 43.80 L	JTA897	48
125 EGS	92-99	207470 38.45 L	JTA897	45
125 EXC Enduro	91-03	207474 46.30 L	JTA897	50
125 EXC Enduro	04-10	207469 34.90 L	JTA897	42
125 MX	88-89	207465 46.15 L	JTA896	50
125 MX	90	207466 49.70 L	JTA896	52
125 SX Motocross	93-04	207474 46.30 L	JTA897	50
125 SX Motocross	05-14	207474 46.30 L	JTA897	50
144 SX	08	207474 46.30 L	JTA897	50
150 SX Motocross	08-13	207474 46.30 L	JTA897	50
150 XC	10-14	207474 46.30 L	JTA897	50
200 EXC Enduro	99-05	207472 43.80 L	JTA897	48
200 XC Enduro	06-09	207472 43.80 L	JTA897	48
200 XC-W Enduro	06-14	207472 43.80 L	JTA897	48
200 MXC Enduro	98	207474 46.30 L	JTA897	50
200 MXC Enduro	99-04	207472 43.80 L	JTA897	48
200 SX	03-06	207470 38.45 L	JTA897	45
250 Enduro	81-87	207466 49.70 L	JTA896	52
250 Enduro	88	207465 46.15 L	JTA896	50
250 Enduro	89	207466 49.70 L	JTA896	52
250 Enduro	90	207474 46.30 L	JTA897	50
250 EGS	90-99	207472 43.80 L	JTA897	48
250 EXC Enduro	91-94	207474 46.30 L	JTA897	50
250 EXC Enduro	95	207474 46.30 L	JTA897	50
250 EXC Enduro	96-04	207476 49.20 L	JTA897	52
250 EXC Enduro	05	207474 46.30 L	JTA897	50
250 EXC Racing	02	207472 43.80 L	JTA897	48
250 EXC Racing	03	207470 38.45 L	JTA897	45
250 EXC Racing	04-05	207470 38.45 L	JTA897	45
250 MX	83-87	207466 49.70 L	JTA896	52
250 MX	88	207465 46.15 L	JTA896	50
250 MX	89	207466 49.70 L	JTA896	52
250 MX	90-95	207474 46.30 L	JTA897	50
250 MXC Motocross	98-02	207476 49.20 L	JTA897	52
250 SX Motocross	95	207474 46.30 L	JTA897	50
250 SX Motocross	96-03	207474 46.30 L	JTA897	50
250 SX Motocross	04	207474 46.30 L	JTA897	50
250 SX Motocross	05-14	207472 43.80 L	JTA897	48
250 SX-F	06-12	207472 43.80 L	JTA897	48
250 XC Enduro	06-07	207474 46.30 L	JTA897	50
250 XC Enduro	08-14	207474 46.30 L	JTA897	50
250 XC-F Enduro	06-11	207472 43.80 L	JTA897	48
250 XC-F Enduro	12-14	207474 46.30 L	JTA897	50
250 XCF-W Enduro	07-11	207476 49.20 L	JTA897	52
250 XCF-W Enduro	12-14	207474 46.30 L	JTA897	50
250 XCF-W Six Days	11-14	207476 49.20 L	JTA897	52
300 Enduro	90-95	207474 46.30 L	JTA897	50
300 EGS	90-98	207472 43.80 L	JTA897	48

- accessories
- body
- handlebar & grips
- cables & levers
- exhaust
- engine
- fuel & intake
- electrical & ignition
- clutch
- drive
- bearings
- brakes
- steering & suspension
- tires
- tools & shop

## JT ALLOY REAR SPROCKETS

- accessories
- body
- handlebar & grips
- cables & levers
- exhaust
- engine
- fuel & intake
- electrical & ignition
- clutch
- drive**
- bearings
- brakes
- steering & suspension
- tires
- tools & shop

	YEAR	STOCK SPROCKET	JT PREFIX	# OF TEETH
<b>KTM DIRT BIKES CONTINUED</b>				
300 EXC Enduro	95-97	207474 46.30 L	JTA897	50
300 EXC Enduro	98	207476 49.20 L	JTA897	52
300 EXC Enduro	99	207474 46.30 L	JTA897	50
300 EXC Enduro	00-03	207476 49.20 L	JTA897	52
300 EXC Enduro	04	207469 34.90 L	JTA897	42
300 EXC Enduro	05	207474 46.30 L	JTA897	50
300 MX	90	207472 43.80 L	JTA897	48
300 MX	91-94	207474 46.30 L	JTA897	50
300 MXC Motocross	95-02	207474 46.30 L	JTA897	50
300 MXC Motocross	03-05	207474 46.30 L	JTA897	50
300 SX Motocross	93-95	207474 46.30 L	JTA897	50
300 XC Enduro	06-14	207474 46.30 L	JTA897	50
300 XC-W Enduro	06-14	207474 46.30 L	JTA897	50
350 Enduro	84-87	207466 49.70 L	JTA896	52
350 Enduro	88-89	207465 46.15 L	JTA896	50
350 MX	89	207465 46.15 L	JTA896	50
350 LC4 Enduro	93-94	207474 46.30 L	JTA897	50
350 SX-F	11-14	207474 46.30 L	JTA897	50
350 XC-F	12	207474 46.30 L	JTA897	50
350 XCF-W	12-14	207476 49.20 L	JTA897	52
360 EGS	96-97	207468 34.90 L	JTA897	40
360 EXC Enduro	96-97	207474 46.30 L	JTA897	50
360 MXC	96-97	207476 49.20 L	JTA897	52
360 SX Motocross	96-97	207474 46.30 L	JTA897	50
380 EXC Enduro	98-02	207476 49.20 L	JTA897	52
380 MXC Motocross	98-02	207476 49.20 L	JTA897	52
380 SX Motocross	98-02	207474 46.30 L	JTA897	50
400 Duke	95-96	207469 34.90 L	JTA897	42
400 LC4 EGS-E	96-97	207474 46.30 L	JTA897	50
400 LC4 Enduro	93-96	207474 46.30 L	JTA897	50
400 LC4 Enduro	97-01	207470 38.45 L	JTA897	45
400 LSE	97-98	207470 38.45 L	JTA897	45
400 EXC Racing	00-02	207474 46.30 L	JTA897	50
400 EXC Enduro Racing	01-02	207474 46.30 L	JTA897	50
400 EXC Enduro Racing	03-04	207474 46.30 L	JTA897	50
400 EXC Enduro Racing	05	207474 46.30 L	JTA897	50
400 EXC-G Enduro Racing	06	207474 46.30 L	JTA897	50
400 XC-G Enduro Racing	06	207474 46.30 L	JTA897	50
400 MXC Racing	01-02	207474 46.30 L	JTA897	50
400 RXC	94-98	207470 38.45 L	JTA897	45
400 Super Competition	95-96	207474 46.30 L	JTA897	50
400 Super Competition	97-00	207472 43.80 L	JTA897	48
400 SX Motocross	98	207474 46.30 L	JTA897	50
400 SX Racing	99-02	207474 46.30 L	JTA897	50
400 XC-W	07-10	207476 49.20 L	JTA897	52
420 Enduro	81-83	207466 49.70 L	JTA896	52
420 MX	81-83	207466 49.70 L	JTA896	52
440 EXC	94-95	207472 43.80 L	JTA897	48
440 MXC	94	207472 43.80 L	JTA897	48
440 MXC	95	207474 46.30 L	JTA897	50
440 SX	94	207474 46.30 L	JTA897	50
450 EXC Racing	03-11	207470 38.45 L	JTA897	45
450 MXC Racing	03-04	207470 38.45 L	JTA897	45
450 MXC Racing	05	207474 46.30 L	JTA897	50
450 SMR	04-07	207470 38.45 L	JTA897	45
450 SMR	08-10	207472 43.80 L	JTA897	48
450 SMC	06	207470 38.45 L	JTA897	45
450 SX Racing	03	207474 46.30 L	JTA897	50
450 SX Racing	04-06	207476 49.20 L	JTA897	52
450 SX-F	07-14	207476 49.20 L	JTA897	52
450 XC-W	07-09	207474 46.30 L	JTA897	50
450 XC-W	12-14	207476 49.20 L	JTA897	52

	YEAR	STOCK SPROCKET	JT PREFIX	# OF TEETH
<b>KTM DIRT BIKES CONTINUED</b>				
450 XC-W Six Days	10-11	207476 49.20 L	JTA897	52
495 MX	81-84	207466 49.70 L	JTA896	52
500 MX	85-87	207466 49.70 L	JTA896	52
500 MX	88-89	207465 46.15 L	JTA896	50
500 MX	90	207466 49.70 L	JTA896	52
500 MX	91-93	207465 46.15 L	JTA896	50
500 SX Motocross	95	207474 46.30 L	JTA897	50
500 XC-W	12-14	207474 46.30 L	JTA897	50
505 SX-F	07-09	207476 49.20 L	JTA897	52
505 XC-F	08-09	207476 49.20 L	JTA897	52
505 XC-W	08	207476 49.20 L	JTA897	52
520 EXC Racing	00-02	207472 43.80 L	JTA897	48
520 MXC Racing	01-02	207472 43.80 L	JTA897	48
520 SX Motocross Racing	99-02	207472 43.80 L	JTA897	48
525 EXC Racing	03-05	207470 38.45 L	JTA897	45
525 EXC-G Racing	06	207474 46.30 L	JTA897	50
525 XC-G Racing	06	207474 46.30 L	JTA897	50
525 MXC Desert Racing	03-05	207470 38.45 L	JTA897	45
525 XC Desert Racing	06	207474 46.30 L	JTA897	50
525 SMR	04-05	207470 38.45 L	JTA897	45
525 SMC	06	207470 38.45 L	JTA897	45
525 SX Racing	03-05	207472 43.80 L	JTA897	48
525 SX Racing	06	207472 43.80 L	JTA897	48
530 EXC	08-11	207470 38.45 L	JTA897	45
530 XC-W Six Days	10-11	207470 38.45 L	JTA897	45
560 SMR	06-07	207470 38.45 L	JTA897	45
600 LC4 Enduro	90	207470 38.45 L	JTA897	45
600 LC4 Enduro	91-93	207474 46.30 L	JTA897	50
600 LC4 MX	89	207466 49.70 L	JTA896	52
600 LC4 MX	90-92	207476 49.20 L	JTA897	52
620 LC4 Duke	95-98	207467 30.40 L	JTA897	38
620 LC4 EGS	94-98	207474 46.30 L	JTA897	50
620 LC4 Enduro	94	207474 46.30 L	JTA897	50
620 LC4 Enduro	95-96	207474 46.30 L	JTA897	50
620 LC4 E Enduro	97-98	207474 46.30 L	JTA897	50
620 LC4 SX Motocross	95-98	207474 46.30 L	JTA897	50
620 LSE	97-98	207468 34.90 L	JTA897	40
620 LC4 RXE	95-98	207468 34.90 L	JTA897	40
620 Super Competition	95-96	207474 46.30 L	JTA897	50
620 Super Competition	97-99	207474 46.30 L	JTA897	50
625 LC4 Supermoto	02	207469 34.90 L	JTA897	42
625 LC4 Supercompetition	02	207469 34.90 L	JTA897	42
625 SXC	03-06	207468 34.90 L	JTA897	40
625 SMC	04	207467 30.40 L	JTA897	38
625 SMC	05-06	207468 34.90 L	JTA897	40
640 LC4 Adventure	99-06	207469 34.90 L	JTA897	42
640 LC4 Duke II	00-03	207467 30.40 L	JTA897	38
640 LC4 Duke II	04-06	207469 34.90 L	JTA897	42
640 LC4 E Enduro	00-05	207469 34.90 L	JTA897	42
640 LC4 Super Moto	99-06	207469 34.90 L	JTA897	42
660 SMC	03-04	207467 30.40 L	JTA897	38
660 SMC	05-06	207468 34.90 L	JTA897	40
690 Duke	08-10	207468 34.90 L	JTA897	40
690 Duke R	10	207468 34.90 L	JTA897	40
690 Enduro	08-10	207470 38.45 L	JTA897	45
690 Enduro R	08-11	207470 38.45 L	JTA897	45
690 Supermoto	07-10	207468 34.90 L	JTA897	40
690 Supermoto R	08-10	207468 34.90 L	JTA897	40
690 SMC	08-11	207469 34.90 L	JTA897	42



**JT ALLOY REAR SPROCKETS • DIRT BIKE**

	YEAR	STOCK SPROCKET	JT PREFIX	# OF TEETH
<b>SUZUKI DIRT BIKES</b>				
RM60 K3	03	207420 42.55 L	JTA464	44
RM65 K3/K4/K5	03-05	207478 34.00 L	JTA1465	47
RM80 Z	82	207426 47.90 L	JTA798	52
RM80 D	83	207424 46.15 L	JTA798	50
RM80 G/H/J 428 Chain Conversion	86-88	207424 46.15 L	JTA798	50
RM80 K/L/M/N/P/R/S/T/V/ W/X/Y/K1	86-01	207487 41.00 L	JTA798	48
RM85 K2/K3/K4/K5/K6/ K7/K8/K9/L0/L1/L2	02-13	207421 39.65 L	JTA798	47
RM85 L K2/K3/K4/K5/K6/ K7/K8/K9/L0/L1/L2	02-13	207421 39.65 L	JTA798	47
RM100 K3	03	207412 37.40 L	JTA461	51
RM100 K3 428 Chain Conversion	03	207417 46.15 L	JTA462	51
RM125 T	80	207432 48.10 L	JTA808	51
RM125 X/Z	81-82	207432 48.10 L	JTA808	51
RM125 D	83	207432 48.10 L	JTA808	51
RM125 E	84	207432 48.10 L	JTA808	51
RM125 F	85	207430 45.25 L	JTA808	49
RM125 G/H	86-87	207432 48.10 L	JTA808	51
RM125 J/K/L/M	88-91	207432 48.10 L	JTA808	51
RM125 N/P/R/S	92-95	207430 45.25 L	JTA808	49
RM125 T	96	207430 45.25 L	JTA808	49
RM125 V/W/X	97-99	207431 46.30 L	JTA808	50
RM125 Y/K1/K2/K3	00-03	207430 45.25 L	JTA808	49
RM125 K4	04	207430 45.25 L	JTA808	49
RM125 K5	05	207431 46.30 L	JTA808	50
RM125 K6/K7/K8/K9	06-09	207432 48.10 L	JTA808	51
PE175 C/N	78-79	207436 43.80 L	JTA822	48
RS175 T/X/Z	80-82	207427 40.60 L	JTA808	46
DR250 L/M/N/P	90-93	207430 45.25 L	JTA808	49
DR250 S-L/M/N	90-92	207437 45.25 L	JTA822	49
DR-Z250 K1,K2,K3,K4,K5,K6,K7	01-07	207430 45.25 L	JTA808	49
RS250 T/X	80-81	207441 49.20 L	JTA822	52
RM250 N/T	79-80	207438 46.30 L	JTA822	50
RM250 T/X	80-81	207441 49.20 L	JTA822	52
RM250 X	81	207431 46.30 L	JTA808	50
RM250 Z	82	207430 45.25 L	JTA808	49
RM250 D	83	207431 46.30 L	JTA808	50
RM250 E/F/G	84-86	207442 45.40 L	JTA828	50
RM250 H	87	207431 46.30 L	JTA808	50
RM250 J	88	207431 46.30 L	JTA808	50
RM250 K/L/M/N	89-92	207430 45.25 L	JTA808	49
RM250 P/R/S/T	93-96	207430 45.25 L	JTA808	49
RM250 V/W	97-98	207431 46.30 L	JTA808	50
RM250 X/Y	99-00	207429 43.80 L	JTA808	48
RM250 K1/K2/K3	01-03	207430 45.25 L	JTA808	49
RM250 K4/K5/K6/K7/K8	04-08	207431 46.30 L	JTA808	50
RMX250 K/L/M/N/P/R/S/ T/V/W Enduro	89-98	207431 46.30 L	JTA808	50
RM-Z250 K4/K5	04-05	207404 43.80 L	JTA460	48
RM-Z250 K6	06	207402 40.60 L	JTA460	46
RM-Z250 K7	07	207431 46.30 L	JTA808	50
RM-Z250 K8/K9	08-09	207429 43.80 L	JTA808	48
RM-Z250 L0/L1/L2	10-12	207430 45.25 L	JTA808	49
DR350 L/M/N/P	90-93	207428 42.05 L	JTA808	47
DR-Z400 E	00-07	207428 42.05 L	JTA808	47
RM400 N	79	207437 45.25 L	JTA822	49
RM400 T	80	207437 45.25 L	JTA822	49
RMX450 Z L0,L1	10-11	207432 48.10 L	JTA808	51
RM-Z450 K5	05	207430 45.25 L	JTA808	49
RM-Z450 K6/K7	06-07	207430 45.25 L	JTA808	49
RM-Z450 K8/K9/L0/L1/L2	08-12	207431 46.30 L	JTA808	50

	YEAR	STOCK SPROCKET	JT PREFIX	# OF TEETH
<b>YAMAHA DIRT BIKES</b>				
YZ80 L	84	207443 39.65 L	JTA831	46
YZ80 S/T/U/W/A/B/D	86-92	207443 39.65 L	JTA831	46
YZ80 E/F/G/H/J/K/L/M/N	93-01	207421 39.65 L	JTA798	47
YZ85 P/R/S/T/V/W/X/Y/ Z/A/B	02-14	207421 39.65 L	JTA798	47
YZ85 P/R/S/T/V/W/X/Y/Z/ A/B Large Wheel	02-12	207426 47.90 L	JTA798	52
YZ100 J/K	82-83	207452 46.30 L	JTA853	50
YZ125 G	80	207450 43.80 L	JTA853	48
YZ125 H/J	81-82	207448 40.60 L	JTA853	46
YZ125 K	83	207450 43.80 L	JTA853	48
YZ125 L	84	207450 43.80 L	JTA853	48
YZ125 N	85	207454 49.20 L	JTA853	52
YZ125 S	86	207452 46.30 L	JTA853	50
YZ125 T	87	207452 46.30 L	JTA853	50
YZ125 U	88	207451 45.25 L	JTA853	49
YZ125 W/A/B/D	89-92	207453 48.10 L	JTA853	51
YZ125 E/F/G/H	93-96	207452 46.30 L	JTA853	50
YZ125 J/K	97-98	207450 43.80 L	JTA853	48
YZ125 L/M/N	99-01	207396 43.80 L	JTA251	48
YZ125 P/R/S	02-04	207397 45.25 L	JTA251	49
YZ125 T/V/W/X1	05-08	207396 43.80 L	JTA251	48
YZ125 Y/Z/A1/B1	09-14	207396 43.80 L	JTA251	48
WR200 R B/D/E	91-93	207454 49.20 L	JTA853	52
TT-R230 T/V/W/X/Y/Z/A/B	05-12	207397 45.25 L	JTA251	49
IT250 D	77	207448 40.60 L	JTA853	46
IT250 E	78	207448 40.60 L	JTA853	46
IT250 F/G	79-80	207450 43.80 L	JTA853	48
IT250 H/J/K	81-83	207450 43.80 L	JTA853	48
MX250 B	75-76	207452 46.30 L	JTA853	50
TT-R250	99-06	207454 49.20 L	JTA853	52
WR250 Z B/D/E/F/G/H	91-96	207454 49.20 L	JTA853	52
WR250 Z-B	91	207454 49.20 L	JTA853	52
WR250 Z-D	92	207454 49.20 L	JTA853	52
WR250 Z-E	93	207454 49.20 L	JTA853	52
WR250 F-W/X/Y/Z/A/B (4-Stroke)	07-13	207486 46.30 L	JTA251	50
YZ250 C	76	207452 46.30 L	JTA853	50
YZ250 E/F	78-79	207450 43.80 L	JTA853	48
YZ250 G	80	207450 43.80 L	JTA853	48
YZ250 H	81	207450 43.80 L	JTA853	48
YZ250 J	82	207447 38.45 L	JTA853	45
YZ250 K/L	83-84	207450 43.80 L	JTA853	48
YZ250 N/S	85-86	207452 46.30 L	JTA853	50
YZ250 T/U/W/A	87-90	207451 45.25 L	JTA853	49
YZ250 WR-W	89	207451 45.25 L	JTA853	49
YZ250 WR-A	90	207453 48.10 L	JTA853	51
YZ250 B/D/E	91-93	207451 45.25 L	JTA853	49
YZ250 F/G/H/J	94-97	207451 45.25 L	JTA853	49
YZ250 K	98	207452 46.30 L	JTA853	50
YZ250 L/M/N/P/R/S/T/V/ W/X/Y/Z/A1/B2	99-14	207486 46.30 L	JTA251	50
YZ250 F-N/P/R/S/T/V (4-Stroke)	01-06	207396 43.80 L	JTA251	48
YZ250 F-W/X/Y/Z/A/B (4-Stroke)	07-11	207397 45.25 L	JTA251	49
TT350 S/T	86-87	207452 46.30 L	JTA853	50
DT400 D	77	207445 33.85 L	JTA853	40

- accessories
- body
- handlebar & grips
- cables & levers
- exhaust
- engine
- fuel & intake
- electrical & ignition
- clutch
- drive**
- bearings
- brakes
- steering & suspension
- tires
- tools & shop

## JT ALLOY REAR SPROCKETS

	YEAR	STOCK SPROCKET	JT PREFIX	# OF TEETH
<b>YAMAHA DIRT BIKES CONTINUED</b>				
IT400 C	76	207448 40.60 L	JTA853	46
IT400 D/E	77-78	207448 40.60 L	JTA853	46
IT400 F	79	207448 40.60 L	JTA853	46
MX400 B	75	207452 46.30 L	JTA853	50
WR400 F K	98	207451 45.25 L	JTA853	49
WR400 F L	99	207486 46.30 L	JTA251	50
YZ400 (76 MODEL)	76	207452 46.30 L	JTA853	50
YZ400 D	77	207452 46.30 L	JTA853	50
YZ400 E/F	78-79	207452 46.30 L	JTA853	50
YZ400 F K	98	207451 45.25 L	JTA853	49
YZ400 F L	99	207397 45.25 L	JTA251	49
IT425 G	80	207448 40.60 L	JTA853	46
WR426 F M/N/P	00-02	207486 46.30 L	JTA251	50
YZ426 F M/N/P	00-02	207397 45.25 L	JTA251	49
WR450 F R/S/T/V	03-06	207486 46.30 L	JTA251	50
WR450 F W/X/Y/A	07-11	207486 46.30 L	JTA251	50

	YEAR	STOCK SPROCKET	JT PREFIX	# OF TEETH
<b>YAMAHA DIRT BIKES CONTINUED</b>				
YZ450 F R/S	03-04	207396 43.80 L	JTA251	48
YZ450 F T/V	05-06	207399 48.10 L	JTA251	51
YZ450 F W/X/Y	07-09	207397 45.25 L	JTA251	49
YZ450 F Z/A/B	10-13	207396 43.80 L	JTA251	48
YZ465 G	80	207448 40.60 L	JTA853	46
YZ465 H	81	207448 40.60 L	JTA853	46
YZ490 K/L/N	83-85	207448 40.60 L	JTA853	46
YZ490 S/T/U/W/A	86-90	207450 43.80 L	JTA853	48
WR500 Z-D	92	207452 46.30 L	JTA853	50
WR500 Z-E	93	207452 46.30 L	JTA853	50
TT500 C	76	207454 49.20 L	JTA853	52
XT550 J/K	82-83	207456 36.65 L	JTA857	42
TT600 K/L/N/S	83-86	207452 46.30 L	JTA853	50
XT600 L/N/S/T/U/W	84-89	207456 36.65 L	JTA857	42
XT600 C-L/N/S/T/U/W	84-89	207456 36.65 L	JTA857	42

## OPTIONAL JT ALLOY REAR SPROCKET CONVERSION



JT PREFIX	TEETH	OUR PART #	
<b>JTA210</b>	40	207373 33.15 L	
	42	207374 34.90 L	
	43	207375 36.30 L	
	44	207376 37.55 L	
	45	207377 38.45 L	
	46	207378 40.60 L	
	47	207379 42.05 L	
	48	207380 43.80 L	
	49	207381 45.25 L	
	50	207382 46.30 L	
	51	207383 48.10 L	
	52	207384 49.20 L	
	53	207385 50.95 L	
	54	207386 52.75 L	
<b>JTA215</b>	48	207387 35.80 L	
	49	207388 35.80 L	
	50	207389 35.80 L	
	51	207390 37.40 L	
	52	207391 39.65 L	
	55	207392 41.00 L	
	56	207393 41.45 L	
	57	207394 46.15 L	
<b>JTA217</b>	55	207395 49.50 L	
	<b>JTA251</b>	48	207396 43.80 L
		49	207397 45.25 L
	50	207486 46.30 L	
	51	207399 48.10 L	
	52	207401 49.20 L	
	<b>JTA460</b>	46	207402 40.60 L
47		207403 42.05 L	
48		207404 43.80 L	
49		207405 45.25 L	
50		207406 46.30 L	
<b>JTA460</b>	51	207407 48.10 L	
	52	207408 49.20 L	

JT PREFIX	TEETH	OUR PART #	
<b>JTA461</b>	48	207409 33.85 L	
	49	207410 35.80 L	
	50	207411 35.80 L	
	51	207412 37.40 L	
	52	207413 39.65 L	
	53	207414 41.00 L	
	54	207415 41.00 L	
	<b>JTA462</b>	49	207416 41.00 L
		51	207417 46.15 L
		52	207418 47.90 L
		54	207419 49.50 L
	<b>JTA464</b>	44	207420 42.55 L
		47	207421 39.65 L
	<b>JTA798</b>	48	207487 41.00 L
49		207423 44.35 L	
50		207424 46.15 L	
51		207425 46.15 L	
<b>JTA808</b>	52	207426 47.90 L	
	46	207427 40.60 L	
	47	207428 42.05 L	
	48	207429 43.80 L	
	49	207430 45.25 L	
	50	207431 46.30 L	
	51	207432 48.10 L	
	52	207433 49.20 L	
	53	207434 50.95 L	
	<b>JTA822</b>	45	207435 38.45 L
		48	207436 43.80 L
49		207437 45.25 L	
50		207438 46.30 L	
	51	207440 48.10 L	
	52	207441 49.20 L	
	<b>JTA828</b>	50	207442 45.40 L
		<b>JTA831</b>	46
47	207444 39.65 L		

JT PREFIX	TEETH	OUR PART #	
<b>JTA853</b>	40	207445 33.85 L	
	41	207446 33.85 L	
	45	207447 38.45 L	
	46	207448 40.60 L	
	47	207449 42.05 L	
	48	207450 43.80 L	
	49	207451 45.25 L	
	50	207452 46.30 L	
	51	207453 48.10 L	
	52	207454 49.20 L	
	<b>JTA857</b>	40	-----
		42	207456 36.65 L
	<b>JTA894</b>	46	207457 35.80 L
		50	207458 37.40 L
<b>JTA895</b>	46	207459 39.65 L	
	47	207460 39.65 L	
	48	207461 41.00 L	
	49	207462 46.15 L	
	50	207463 46.15 L	
	<b>JTA896</b>	48	207464 42.55 L
		50	207465 46.15 L
	52	207466 49.70 L	
	<b>JTA897</b>	38	207467 30.40 L
40		207468 34.90 L	
42		207469 34.90 L	
45		207470 38.45 L	
47		207471 42.05 L	
48		207472 43.80 L	
49		207473 45.25 L	
50		207474 46.30 L	
51		207475 48.10 L	
52		207476 49.20 L	
<b>JTA1465</b>		46	207477 34.00 L
		47	207478 34.00 L
<b>JTA1350</b>	38	207481 32.75 L	
	39	207482 32.75 L	
	43	-----	
<b>JTA1826</b>	39	207484 32.75 L	
	42	207485 34.90 L	



## ULTRALIGHT STEEL REAR SPROCKET

- Premium "Qste 420 & 460" high strength steel for superior durability.
- Precision CNC machined for perfect fit and lightweight design for ultimate performance.



- Offering the perfect balance between strength, performance and longevity.
- Full range of ultralight steel dirtbike sprockets available in a wide variety of teeth.

SEE PRICING AT THE END OF THE PRO X SPROCKET APPLICATIONS

BETA ULTRALIGHT STEEL REAR SPROCKET											
Model DIRT	Year	PART # 44 TEETH	PART # 45 TEETH	PART # 46 TEETH	PART # 47 TEETH	PART # 48 TEETH	PART # 49 TEETH	PART # 50 TEETH	PART # 51 TEETH	PART # 52 TEETH	PART # 53 TEETH
250RR Enduro	05-07	-	-	-	113278	113279	113280	113281	113282	113283	113284
350RR Enduro	11-12	-	-	-	113278	113279	113280	113281	113282	113283	113284
400RR Enduro	05-12	-	-	-	113278	113279	113280	113281	113282	113283	113284
450RR Enduro	05-12	-	-	-	113278	113279	113280	113281	113282	113283	113284
498RR Enduro	12-12	-	-	-	113278	113279	113280	113281	113282	113283	113284
520RR Enduro	10-11	-	-	-	113278	113279	113280	113281	113282	113283	113284
525RR Enduro	05-09	-	-	-	113278	113279	113280	113281	113282	113283	113284

GAS-GAS ULTRALIGHT STEEL REAR SPROCKET											
Model DIRT	Year	PART # 44 TEETH	PART # 45 TEETH	PART # 46 TEETH	PART # 47 TEETH	PART # 48 TEETH	PART # 49 TEETH	PART # 50 TEETH	PART # 51 TEETH	PART # 52 TEETH	PART # 53 TEETH
125 MC/EC	97-10	-	-	113278	113279	113280	113281	113282	113283	113284	-
200 EC	03-07	-	-	113278	113279	113280	113281	113282	113283	113284	-
250 MC/EC	01-13	-	-	113278	113279	113280	113281	113282	113283	113284	-
300 EC	00-13	-	-	113278	113279	113280	113281	113282	113283	113284	-
450 EC	03-09	-	-	113278	113279	113280	113281	113282	113283	113284	-
450 EC-F	13	-	-	113278	113279	113280	113281	113282	113283	113284	-

HONDA ULTRALIGHT STEEL REAR SPROCKET											
Model DIRT	Year	PART # 47 TEETH	PART # 48 TEETH	PART # 49 TEETH	PART # 50 TEETH	PART # 51 TEETH	PART # 52 TEETH	PART # 53 TEETH	PART # 54 TEETH	PART # 55 TEETH	PART # 56 TEETH
CR125	87-07	-	113221	113222	-	113224	113225	-	-	-	-
CRF150F	03-14	-	113221	113222	-	113224	113225	-	-	-	-
XR200R	84-02	113237	113238	113239	113240	113241	113242	-	-	-	-
CRF230F	03-14	-	113221	113222	-	113224	113225	-	-	-	-
CRF230L	08-09	-	113221	113222	-	113224	113225	-	-	-	-
XR250R	86-89	113237	113238	113239	113240	113241	113242	-	-	-	-
XR250R	90-04	-	113221	113222	-	113224	113225	-	-	-	-
CR250	88-07	-	113221	113222	-	113224	113225	-	-	-	-
CRF250R	04-14	-	113221	113222	-	113224	113225	-	-	-	-
CRF250X	04-13	-	113221	113222	-	113224	113225	-	-	-	-
XR350R	83-85	113237	113238	113239	113240	113241	113242	-	-	-	-
CRF450R	02-14	-	113221	113222	-	113224	113225	-	-	-	-
CRF450X	05-13	-	113221	113222	-	113224	113225	-	-	-	-
CR500	88-01	-	113221	113222	-	113224	113225	-	-	-	-
XR500S	79-80	113237	113238	113239	113240	113241	113242	-	-	-	-
XR500R	81-85	113237	113238	113239	113240	113241	113242	-	-	-	-
XL500S	79-81	113237	113238	113239	113240	113241	113242	-	-	-	-
XL500R	82-87	113237	113238	113239	113240	113241	113242	-	-	-	-
XL600R	83-88	113237	113238	113239	113240	113241	113242	-	-	-	-
XR600R	85-87	113237	113238	113239	113240	113241	113242	-	-	-	-
XR600R	91-00	-	113221	113222	-	113224	113225	-	-	-	-
XR650L	93-13	-	113221	113222	-	113224	113225	-	-	-	-
XR650R	00-07	-	113221	113222	-	113224	113225	-	-	-	-

HUSABERG ULTRALIGHT STEEL REAR SPROCKET											
Model DIRT	Year	PART # 45 TEETH	PART # 46 TEETH	PART # 47 TEETH	PART # 48 TEETH	PART # 49 TEETH	PART # 50 TEETH	PART # 51 TEETH	PART # 52 TEETH	PART # 53 TEETH	PART # 54 TEETH
TE 125	12-13	-	-	-	113273	113274	113275	113276	113277	-	-
TE 250	11-14	-	-	-	113273	113274	113275	113276	113277	-	-
FE 250	13-14	-	-	-	113273	113274	113275	113276	113277	-	-
TE 300	11-14	-	-	-	113273	113274	113275	113276	113277	-	-
FE 350	13	-	-	-	113273	113274	113275	113276	113277	-	-
FE 390	10-12	-	-	-	113273	113274	113275	113276	113277	-	-
FE 450	04-14	-	-	-	113273	113274	113275	113276	113277	-	-
FX 450	10-12	-	-	-	113273	113274	113275	113276	113277	-	-
FE 501	13-14	-	-	-	113273	113274	113275	113276	113277	-	-
FE 550	04-08	-	-	-	113273	113274	113275	113276	113277	-	-
FE 570	09-12	-	-	-	113273	113274	113275	113276	113277	-	-
FE/FS 650	04-08	-	-	-	113273	113274	113275	113276	113277	-	-

- accessories
- body
- handlebar & grips
- cables & levers
- exhaust
- engine
- fuel & intake
- electrical & ignition
- clutch
- drive**
- bearings
- brakes
- steering & suspension
- tires
- tools & shop



**ULTRALIGHT STEEL REAR SPROCKET**

SEE PRICING AT THE END OF THE PRO X SPROCKET APPLICATIONS

- accessories
- body
- handlebar & grips
- cables & levers
- exhaust
- engine
- fuel & intake
- electrical & ignition
- clutch
- drive**
- bearings
- brakes
- steering & suspension
- tires
- tools & shop

<b>HUSQVARNA ULTRALIGHT STEEL REAR SPROCKET</b>											
Model DIRT	Year	PART # 44 TEETH	PART # 45 TEETH	PART # 46 TEETH	PART # 47 TEETH	PART # 48 TEETH	PART # 49 TEETH	PART # 50 TEETH	PART # 51 TEETH	PART # 52 TEETH	PART # 53 TEETH
CR125	90-13	-	-	113278	113279	113280	113281	113282	113283	113284	-
WR125	90-13	-	-	113278	113279	113280	113281	113282	113283	113284	-
CR250	90-05	-	-	113278	113279	113280	113281	113282	113283	113284	-
WR250	90-13	-	-	113278	113279	113280	113281	113282	113283	113284	-
TC250	04-13	-	-	113278	113279	113280	113281	113282	113283	113284	-
TE250	04-13	-	-	113278	113279	113280	113281	113282	113283	113284	-
TXC250	08-13	-	-	113278	113279	113280	113281	113282	113283	113284	-
WR300	09-13	-	-	113278	113279	113280	113281	113282	113283	113284	-
TE310	09-13	-	-	113278	113279	113280	113281	113282	113283	113284	-
TXC310	12-13	-	-	113278	113279	113280	113281	113282	113283	113284	-
WR360	92-02	-	-	113278	113279	113280	113281	113282	113283	113284	-
TC449	11-13	-	-	113278	113279	113280	113281	113282	113283	113284	-
TE449	11-13	-	-	113278	113279	113280	113281	113282	113283	113284	-
TC450	02-10	-	-	113278	113279	113280	113281	113282	113283	113284	-
TE450	04-10	-	-	113278	113279	113280	113281	113282	113283	113284	-
TC510	06-09	-	-	113278	113279	113280	113281	113282	113283	113284	-
TE510	06-10	-	-	113278	113279	113280	113281	113282	113283	113284	-
TXC510	08-10	-	-	113278	113279	113280	113281	113282	113283	113284	-
TE511	11-13	-	-	113278	113279	113280	113281	113282	113283	113284	-
TXC511	11-13	-	-	113278	113279	113280	113281	113282	113283	113284	-
TC570	01-03	-	-	113278	113279	113280	113281	113282	113283	113284	-
TE570	01-04	-	-	113278	113279	113280	113281	113282	113283	113284	-

<b>KAWASAKI ULTRALIGHT STEEL REAR SPROCKET</b>											
Model DIRT	Year	PART # 45 TEETH	PART # 46 TEETH	PART # 47 TEETH	PART # 48 TEETH	PART # 49 TEETH	PART # 50 TEETH	PART # 51 TEETH	PART # 52 TEETH	PART # 53 TEETH	PART # 54 TEETH
KX 125	80-08	-	-	113256	113257	113258	113259	113260	113261	-	-
KDX 200	89-06	-	-	113256	113257	113258	113259	113260	113261	-	-
KDX 220R	97-05	-	-	113256	113257	113258	113259	113260	113261	-	-
KX 250	87-08	-	-	113256	113257	113258	113259	113260	113261	-	-
KX 250 F	04-14	-	-	113256	113257	113258	113259	113260	113261	-	-
KLX 300	97-07	-	-	113256	113257	113258	113259	113260	113261	-	-
KX 450 F	06-14	-	-	113256	113257	113258	113259	113260	113261	-	-
KLX 450 R	08-13	-	-	113256	113257	113258	113259	113260	113261	-	-
KX 500	83-04	-	-	113256	113257	113258	113259	113260	113261	-	-

<b>KTM ULTRALIGHT STEEL REAR SPROCKET</b>											
Model DIRT	Year	PART # 44 TEETH	PART # 45 TEETH	PART # 46 TEETH	PART # 47 TEETH	PART # 48 TEETH	PART # 49 TEETH	PART # 50 TEETH	PART # 51 TEETH	PART # 52 TEETH	PART # 53 TEETH
KTM 125 SX	90-14	-	-	-	-	113273	113274	113275	113276	113277	-
KTM 125 EXC	90-14	-	-	-	-	113273	113274	113275	113276	113277	-
KTM 144 SX	08	-	-	-	-	113273	113274	113275	113276	113277	-
KTM 150 SX	09-14	-	-	-	-	113273	113274	113275	113276	113277	-
KTM 200 SX	03-05	-	-	-	-	113273	113274	113275	113276	113277	-
KTM 200 EXC	98-14	-	-	-	-	113273	113274	113275	113276	113277	-
KTM 250 SX	90-14	-	-	-	-	113273	113274	113275	113276	113277	-
KTM 250 EXC	90-14	-	-	-	-	113273	113274	113275	113276	113277	-
KTM 250 SX-F	06-14	-	-	-	-	113273	113274	113275	113276	113277	-
KTM 250 EXC-F	07-14	-	-	-	-	113273	113274	113275	113276	113277	-
KTM 300 EXC	90-14	-	-	-	-	113273	113274	113275	113276	113277	-
KTM 350 SX-F	11-14	-	-	-	-	113273	113274	113275	113276	113277	-
KTM 350 EXC-F	12-14	-	-	-	-	113273	113274	113275	113276	113277	-
KTM 360 SX	96-97	-	-	-	-	113273	113274	113275	113276	113277	-
KTM 360 EXC	96-97	-	-	-	-	113273	113274	113275	113276	113277	-
KTM 380 SX	98-02	-	-	-	-	113273	113274	113275	113276	113277	-
KTM 380 EXC	98-02	-	-	-	-	113273	113274	113275	113276	113277	-
KTM 400 SX	00-02	-	-	-	-	113273	113274	113275	113276	113277	-
KTM 400 EXC	00-02	-	-	-	-	113273	113274	113275	113276	113277	-
KTM 400 EXC-R	09-11	-	-	-	-	113273	113274	113275	113276	113277	-
KTM 450 SX	03-06	-	-	-	-	113273	113274	113275	113276	113277	-
KTM 450 EXC	03-07	-	-	-	-	113273	113274	113275	113276	113277	-
KTM 450 SM-R	04-14	-	-	-	-	113273	113274	113275	113276	113277	-
KTM 450 SX-F	07-14	-	-	-	-	113273	113274	113275	113276	113277	-



**ULTRALIGHT STEEL REAR SPROCKET**

SEE PRICING AT THE END OF THE PRO X SPROCKET APPLICATIONS

**KTM ULTRALIGHT STEEL REAR SPROCKET CONTINUED**

Model DIRT	Year	PART # 45 TEETH	PART # 46 TEETH	PART # 47 TEETH	PART # 48 TEETH	PART # 49 TEETH	PART # 50 TEETH	PART # 51 TEETH	PART # 52 TEETH	PART # 53 TEETH	PART # 54 TEETH
KTM 450 EXC-R	08-11	-	-	-	-	113273	113274	113275	113276	113277	-
KTM 450 EXC	12-14	-	-	-	-	113273	113274	113275	113276	113277	-
KTM 500 EXC	12-14	-	-	-	-	113273	113274	113275	113276	113277	-
KTM 505 SX-F	08	-	-	-	-	113273	113274	113275	113276	113277	-
KTM 505 XC-F	09	-	-	-	-	113273	113274	113275	113276	113277	-
KTM 520 SX	00-02	-	-	-	-	113273	113274	113275	113276	113277	-
KTM 520 EXC	00-02	-	-	-	-	113273	113274	113275	113276	113277	-
KTM 525 SX	03-06	-	-	-	-	113273	113274	113275	113276	113277	-
KTM 525 EXC	03-07	-	-	-	-	113273	113274	113275	113276	113277	-
KTM 525 SM-R	04-05	-	-	-	-	113273	113274	113275	113276	113277	-
KTM 530 EXC-R	08-11	-	-	-	-	113273	113274	113275	113276	113277	-
KTM 560 SM-R	06-07	-	-	-	-	113273	113274	113275	113276	113277	-
KTM 600 LC4	88-90	-	-	-	-	113273	113274	113275	113276	113277	-
KTM 620 LC4	97-02	-	-	-	-	113273	113274	113275	113276	113277	-
KTM 640 LC4	98-07	-	-	-	-	113273	113274	113275	113276	113277	-
KTM 690 Enduro/R	08-12	-	-	-	-	113273	113274	113275	113276	113277	-
KTM 690 S/Moto	07-09	-	-	-	-	113273	113274	113275	113276	113277	-
KTM 690 SMC	08-12	-	-	-	-	113273	113274	113275	113276	113277	-

**SUZUKI ULTRALIGHT STEEL REAR SPROCKET**

Model DIRT	Year	PART # 45 TEETH	PART # 46 TEETH	PART # 47 TEETH	PART # 48 TEETH	PART # 49 TEETH	PART # 50 TEETH	PART # 51 TEETH	PART # 52 TEETH	PART # 53 TEETH	PART # 54 TEETH
RM125	80-11	-	-	-	113243	113244	113245	113246	113247	-	-
RM250	81-83	-	-	-	113243	113244	113245	113246	113247	-	-
RM250	87-12	-	-	-	113243	113244	113245	113246	113247	-	-
RMX250	89-01	-	-	-	113243	113244	113245	113246	113247	-	-
DR-Z250	01-07	-	-	-	113243	113244	113245	113246	113247	-	-
RM-Z250	04-06	-	-	113256	113257	113258	113259	113260	113261	-	-
RM-Z250	07-14	-	-	-	113243	113244	113245	113246	113247	-	-
DR350	90-99	-	-	-	113243	113244	113245	113246	113247	-	-
DR-Z400	00-12	-	-	-	113243	113244	113245	113246	113247	-	-
KLX400R	03	-	-	-	113243	113244	113245	113246	113247	-	-
RM-Z450	05-14	-	-	-	113243	113244	113245	113246	113247	-	-
RMX450Z	10-11	-	-	-	113243	113244	113245	113246	113247	-	-

**YAMAHA ULTRALIGHT STEEL REAR SPROCKET**

Model DIRT	Year	PART # 47 TEETH	PART # 48 TEETH	PART # 49 TEETH	PART # 50 TEETH	PART # 51 TEETH	PART # 52 TEETH	PART # 53 TEETH	PART # 54 TEETH	PART # 55 TEETH	PART # 56 TEETH
YZ125	80-98	-	113232	113233	113234	113235	113236	-	-	-	-
YZ125	99-14	113237	113238	113239	113240	113241	113242	-	-	-	-
TT-R230	05-11	113237	113238	113239	113240	113241	113242	-	-	-	-
YZ250	80-98	-	113232	113233	113234	113235	113236	-	-	-	-
YZ250	99-14	113237	113238	113239	113240	113241	113242	-	-	-	-
WR250	90-98	-	113232	113233	113234	113235	113236	-	-	-	-
YZ250F	01-13	113237	113238	113239	113240	113241	113242	-	-	-	-
WR250F	01-13	113237	113238	113239	113240	113241	113242	-	-	-	-
WR250R	08-13	113237	113238	113239	113240	113241	113242	-	-	-	-
WR250X	08-11	113237	113238	113239	113240	113241	113242	-	-	-	-
YZ400F	98-99	113237	113238	113239	113240	113241	113242	-	-	-	-
WR400F	98-00	113237	113238	113239	113240	113241	113242	-	-	-	-
YZ426F	00-02	113237	113238	113239	113240	113241	113242	-	-	-	-
WR426F	01-02	113237	113238	113239	113240	113241	113242	-	-	-	-
YZ450F	03-14	113237	113238	113239	113240	113241	113242	-	-	-	-
WR450F	03-14	113237	113238	113239	113240	113241	113242	-	-	-	-
XT500	77-85	-	113232	113233	113234	113235	113236	-	-	-	-
TT500	77-81	-	113232	113233	113234	113235	113236	-	-	-	-
TT600	83-92	-	113232	113233	113234	113235	113236	-	-	-	-
TT600E	96-00	-	113232	113233	113234	113235	113236	-	-	-	-
TT-R600	98-03	-	113232	113233	113234	113235	113236	-	-	-	-

- accessories
- body
- handlebar & grips
- cables & levers
- exhaust
- engine
- fuel & intake
- electrical & ignition
- clutch
- drive**
- bearings
- brakes
- steering & suspension
- tires
- tools & shop



**GROOVED ULTRALIGHT FRONT SPROCKET**

- Top level quality sprockets manufactured from low corrosion SCM435 Ni-Chrome Molybdenum steel



- Features low carbon core to prevent breaking while the case hardened surface offers maximum wear resistance. Precision CNC machined for perfect fit and lightweight design for ultimate performance.
- Self cleaning dirt grooves to extend chain and sprocket life to the max.
- Offering the perfect balance between strength, performance and longevity.

SEE PRICING AT THE END OF THE PRO X SPROCKET APPLICATIONS

**BETA GROOVED ULTRALIGHT FRONT SPROCKET**

Model DIRT	Year	PART # 10 TEETH	PART # 11 TEETH	PART # 12 TEETH	PART # 13 TEETH	PART # 14 TEETH	PART # 15 TEETH	PART # 16 TEETH
RR 250 2T	2013-2014	-	-	113130	113131	113132	113133	-
RR 250	2005-2007	-	-	113130	113131	113132	113133	-
RR 300 2T	2013-2014	-	-	113130	113131	113132	113133	-
RR 350	2011-2014	-	-	113130	113131	113132	113133	-
RR 400	2005-2014	-	-	113130	113131	113132	113133	-
RR 450	2005-2014	-	-	113130	113131	113132	113133	-
RR 498	2012-2014	-	-	113130	113131	113132	113133	-
RR 520	2010-2011	-	-	113130	113131	113132	113133	-
RR 525	2005-2009	-	-	113130	113131	113132	113133	-

**BMW GROOVED ULTRALIGHT FRONT SPROCKET**

G 450 X	2008-2010	-	-	-	113144	113145	113146	-
---------	-----------	---	---	---	--------	--------	--------	---

**GAS-GAS GROOVED ULTRALIGHT FRONT SPROCKET**

MC 125	2002-2011	-	-	113095	113096	113097	-	-
EC 125	2002-2011	-	-	113095	113096	113097	-	-
EC 250	2000-2013	-	-	113150	113151	-	-	-
EC 250 F	2010-2013	-	-	113089	113090	113091	113092	-
EC 300	2000-2013	-	-	113150	113151	-	-	-
EC 300 F	2013	-	-	113089	113090	113091	113092	-
EC 450	2003-2009	-	-	113150	113151	-	-	-
EC 450 F	2013	-	-	-	113602	113603	113604	-

**HONDA GROOVED ULTRALIGHT FRONT SPROCKET**

Model DIRT	Year	PART # 10 TEETH	PART # 11 TEETH	PART # 12 TEETH	PART # 13 TEETH	PART # 14 TEETH	PART # 15 TEETH	PART # 16 TEETH
XR 50 R	2000-2003	-	----	-	113064	113065	113066	113067
CRF 50 F	2004-2012	-	----	-	113064	113065	113066	113067
XR 70 R	2000-2003	-	----	-	113064	113065	113066	113067
CRF 70 F	2004-2012	-	----	-	113064	113065	113066	113067
CR 80	1986-2002	-	----	-	113064	113065	113066	113067
CR 85	2003-2007	-	----	-	113064	113065	113066	113067
CR 125	1987-2003	-	----	113071	113072	113073	-	-
CR 125	2004-2007	-	----	113068	113069	113070	-	-
CRF 150 F	2003-2016	----	----	----	----	114690	----	----
CRF 150 R	2007-2014	-	-	-	-	113597	113598	113599
CRF 230 F	2003-2016	----	----	----	----	114690	----	----
CR 250	1988-2007	-	-	113074	113075	113076	113077	-
CRF 250 R	2004-2014	-	-	113068	113069	113070	-	-
CRF 250 X	2004-2013	-	-	113068	113069	113070	-	-
XR 250 R	1988-1995	----	----	----	----	114690	----	----
XR 400 R	1996-2004	-	-	-	-	113081	113082	----
CRF 450 R	2002-2014	-	-	113074	113075	113076	113077	----
CRF 450 X	2005-2013	-	-	113074	113075	113076	113077	----
CR 500	1984-1985	-	-	113074	113075	113076	113077	----
CR 500	1992-2001	-	-	113074	113075	113076	113077	----
XR 600 R	1991-2000	-	-	-	113078	113079	113080	----
XR 650 L	1993-2013	-	-	-	113078	113079	113080	----

**HUSQVARNA GROOVED ULTRALIGHT FRONT SPROCKET**

Model DIRT	Year	PART # 10 TEETH	PART # 11 TEETH	PART # 12 TEETH	PART # 13 TEETH	PART # 14 TEETH	PART # 15 TEETH	PART # 16 TEETH
CR 125	1998-2013	-	-	-	113134	113135	-	-
WR 125	1998-2013	-	-	-	113134	113135	-	-
CR 150	2011	-	-	-	113134	113135	-	-
CR 250	2000-2005	-	-	113136	113137	113138	113139	-

- accessories
- body
- handlebar & grips
- cables & levers
- exhaust
- engine
- fuel & intake
- electrical & ignition
- clutch
- drive
- bearings
- brakes
- steering & suspension
- tires
- tools & shop



# GROOVED ULTRALIGHT FRONT SPROCKET

SEE PRICING AT THE END OF THE PRO X SPROCKET APPLICATIONS

## HUSQVARNA GROOVED ULTRALIGHT FRONT SPROCKET CONTINUED

Model DIRT	Year	PART # 10 TEETH	PART # 11 TEETH	PART # 12 TEETH	PART # 13 TEETH	PART # 14 TEETH	PART # 15 TEETH	PART # 16 TEETH
WR 250	2000-2013	-	-	113136	113137	113138	113139	-
TC 250	2004-2008	-	-	113136	113137	113138	113139	-
TC 250	2009-2013	-	-	-	113140	113141	113142	-
TE 250	2002-2009	-	-	113136	113137	113138	113139	-
TE 250	2010-2013	-	-	-	113140	113141	113142	-
TXC 250	2008-2009	-	-	113136	113137	113138	113139	-
TXC 250	2010-2013	-	-	-	113140	113141	113142	-
WR 300	2009-2013	-	-	113136	113137	113138	113139	-
TE 310	2009-2010	-	-	113136	113137	113138	113139	-
TE 310	2011-2013	-	-	-	113140	113141	113142	-
TXC 310	2012-2013	-	-	-	113140	113141	113142	-
TC 449	2011-2013	-	-	-	113144	113145	113146	-
TE 449	2011-2013	-	-	-	113144	113145	113146	-
TXC 449	2011-2012	-	-	-	113144	113145	113146	-
SMR 449	2011	-	-	-	113144	113145	113146	-
TC 450	2002-2010	-	-	113136	113137	113138	113139	-
TE 450	2003-2010	-	-	113136	113137	113138	113139	-
TXC 450	2008-2010	-	-	113136	113137	113138	113139	-
SMR 450	2003-2010	-	-	113136	113137	113138	113139	-
TC 510	2005-2009	-	-	113136	113137	113138	113139	-
TE 510	2005-2010	-	-	113136	113137	113138	113139	-
TXC 510	2008-2010	-	-	113136	113137	113138	113139	-
SMR 510	2005-2010	-	-	113136	113137	113138	113139	-
TE 511	2011-2013	-	-	-	113144	113145	113146	-
TXC 511	2011-2013	-	-	-	113144	113145	113146	-
SMR 511	2011	-	-	-	113144	113145	113146	-

## HUSABERG GROOVED ULTRALIGHT FRONT SPROCKET

Model DIRT	Year	PART # 10 TEETH	PART # 11 TEETH	PART # 12 TEETH	PART # 13 TEETH	PART # 14 TEETH	PART # 15 TEETH	PART # 16 TEETH
TE 125	2012-2013	-	-	113130	113131	113132	113133	-
TE 250	2011-2014	-	-	113130	113131	113132	113133	-
FE 250	2013-2014	-	-	113130	113131	113132	113133	-
TE 300	2011-2014	-	-	113130	113131	113132	113133	-
FE 350	2013	-	-	113130	113131	113132	113133	-
FE 390	2010-2012	-	-	113130	113131	113132	113133	-
FE 450	2009-2014	-	-	113130	113131	113132	113133	-
FX 450	2010-2012	-	-	113130	113131	113132	113133	-
FE 501	2013-2014	-	-	113130	113131	113132	113133	-
FE 570	2009-2012	-	-	113130	113131	113132	113133	-

## KAWASAKI GROOVED ULTRALIGHT FRONT SPROCKET

Model DIRT	Year	PART # 10 TEETH	PART # 11 TEETH	PART # 12 TEETH	PART # 13 TEETH	PART # 14 TEETH	PART # 15 TEETH	PART # 16 TEETH
KX 60	1985-2004	-	-	113112	113113	113114	113115	-
KX 65	2000-2014	-	-	113112	113113	113114	113115	-
KX 80	1986-2000	-	-	113112	113113	113114	113115	-
KX 85	2001-2014	-	-	113112	113113	113114	113115	-
KX 100	1995-2014	-	-	113112	113113	113114	113115	-
KX 125	1994-2008	-	-	113116	113117	113118	-	-
KDX 200	1986-2006	-	-	-	113098	113099	113100	-
KDX 220 R	1998-2005	-	-	-	113098	113099	113100	-
KX 250	1987-1998	-	-	-	113098	113099	113100	-
KX 250	1999-2008	-	-	-	113602	113603	113604	-
KLX 250	1994-1996	-	-	-	113098	113099	113100	-
KDX 250	1991-1994	-	-	-	113098	113099	113100	-
KLX 250 R	1994-1996	-	-	-	113098	113099	113100	-
KX 250 F	2004-2005	-	-	113609	113610	113611	113612	-
KX 250 F	2006-2014	-	-	-	113613	113614	113615	-
KLX 300	1997-2002	-	-	-	113098	113099	113100	-
KLX 300 R	2003-2007	-	-	-	113602	113603	113604	-

accessories

body

handlebar  
& gripscables &  
levers

exhaust

engine

fuel &  
intakeelectrical  
& ignition

clutch

drive

bearings

brakes

steering &  
suspension

tires

tools &  
shop



**GROOVED ULTRALIGHT FRONT SPROCKET**

SEE PRICING AT THE END OF THE PRO X SPROCKET APPLICATIONS

- accessories
- body
- handlebar & grips
- cables & levers
- exhaust
- engine
- fuel & intake
- electrical & ignition
- clutch
- drive**
- bearings
- brakes
- steering & suspension
- tires
- tools & shop

<b>KAWASAKI GROOVED ULTRALIGHT FRONT SPROCKET CONTINUED</b>								
Model DIRT	Year	PART # 10 TEETH	PART # 11 TEETH	PART # 12 TEETH	PART # 13 TEETH	PART # 14 TEETH	PART # 15 TEETH	PART # 16 TEETH
KLX 400 R	2003	-	-	-	113107	113108	113109	-
KX 450 F	2006-2014	-	-	-	113616	113617	113618	-
KLX 450 R	2008-2013	-	-	-	113616	113617	113618	-
KX 500	1987-2004	-	-	-	113098	113099	113100	-

<b>KTM GROOVED ULTRALIGHT FRONT SPROCKET</b>								
Model DIRT	Year	PART # 10 TEETH	PART # 11 TEETH	PART # 12 TEETH	PART # 13 TEETH	PART # 14 TEETH	PART # 15 TEETH	PART # 16 TEETH
KTM 50 SX	2001-2008	114692	-	-	-	-	-	-
KTM 50 SX	2001-2008	114692	-	-	-	-	-	-
KTM 60 SX	1997-1999	-	-	113121	113122	113123	-	-
KTM 65 SX	2000-2014	-	-	113121	113122	113123	-	-
KTM 85 SX	2003-2014	-	-	113124	113125	113126	113127	-
KTM 105 SX	2004-2011	-	-	113124	113125	113126	113127	-
KTM 125 SX	1991-2014	-	-	113130	113131	113132	113133	-
KTM 125 EXC	1991-2014	-	-	113130	113131	113132	113133	-
KTM 144 SX	2008	-	-	113130	113131	113132	113133	-
KTM 150 SX	2009-2014	-	-	113130	113131	113132	113133	-
KTM 200 SX	2003-2005	-	-	113130	113131	113132	113133	-
KTM 200 EXC	1998-2014	-	-	113130	113131	113132	113133	-
KTM 250 SX	1991-2014	-	-	113130	113131	113132	113133	-
KTM 250 EXC	1991-2014	-	-	113130	113131	113132	113133	-
KTM 250 SX-F	2006-2014	-	-	113130	113131	113132	113133	-
KTM 250 EXC-F	2007-2014	-	-	113130	113131	113132	113133	-
KTM 300 EXC	1990-2014	-	-	113130	113131	113132	113133	-
KTM 350 SX-F	2011-2014	-	-	113130	113131	113132	113133	-
KTM 350 EXC-F	2012-2014	-	-	113130	113131	113132	113133	-
Freeride 350	2012-2013	-	-	113130	113131	113132	113133	-
KTM 360 SX	1996-1997	-	-	113130	113131	113132	113133	-
KTM 360 EXC	1996-1997	-	-	113130	113131	113132	113133	-
KTM 380 SX	1998-2002	-	-	113130	113131	113132	113133	-
KTM 380 EXC	1998-2002	-	-	113130	113131	113132	113133	-
400 LC4	1998-2001	-	-	-	-	113147	113148	113149
KTM 400 EXC	2009-2011	-	-	113130	113131	113132	113133	-
KTM 450 SX	2003-2006	-	-	113130	113131	113132	113133	-
KTM 450 EXC	2003-2007	-	-	113130	113131	113132	113133	-
KTM 450 SX-F	2007-2014	-	-	113130	113131	113132	113133	-
KTM 450 EXC-R	2008-2014	-	-	113130	113131	113132	113133	-
KTM 450 SM-R	2004-2014	-	-	113130	113131	113132	113133	-
KTM 500 EXC	2012-2014	-	-	113130	113131	113132	113133	-
KTM 505 SX-F	2008	-	-	113130	113131	113132	113133	-
KTM 505 XC-F	2009	-	-	113130	113131	113132	113133	-
KTM 520 SX	2000-2002	-	-	113130	113131	113132	113133	-
KTM 520 EXC	2000-2002	-	-	113130	113131	113132	113133	-
KTM 525 SX	2003-2006	-	-	113130	113131	113132	113133	-
KTM 525 EXC	2003-2007	-	-	113130	113131	113132	113133	-
KTM 530 EXC-R	2008-2011	-	-	113130	113131	113132	113133	-
600 LC4	1988-1993	-	-	-	-	113147	113148	113149
620 LC4	1994-1998	-	-	-	-	113147	113148	113149
625 SXC	2002-2007	-	-	-	-	113147	113148	113149
640 LC4	1998-2007	-	-	-	-	113147	113148	113149
690 Enduro/R	2008-2013	-	-	-	-	113147	113148	113149
690 SMC/SMR	2007-2012	-	-	-	-	113147	113148	113149
690 Duke/R	2008-2013	-	-	-	-	113147	113148	113149

<b>MOTO TM GROOVED ULTRALIGHT FRONT SPROCKET</b>								
Model DIRT	Year	PART # 10 TEETH	PART # 11 TEETH	PART # 12 TEETH	PART # 13 TEETH	PART # 14 TEETH	PART # 15 TEETH	PART # 16 TEETH
TM 125	2001-2013	-	-	113128	113129	-	-	-
TM 144	2008-2013	-	-	113128	113129	-	-	-
TM 250	1994-2013	-	-	-	113143	-	-	-
TM 250 F	2002-2010	-	-	-	113143	113621	-	-
TM 250 Fi	2010-2013	-	-	113619	113620	-	-	-





## GROOVED ULTRALIGHT FRONT SPROCKET

SEE PRICING AT THE END OF THE PRO X SPROCKET APPLICATIONS

## MOTO TM GROOVED ULTRALIGHT FRONT SPROCKET CONTINUED

Model DIRT	Year	PART # 10 TEETH	PART # 11 TEETH	PART # 12 TEETH	PART # 13 TEETH	PART # 14 TEETH	PART # 15 TEETH	PART # 16 TEETH
TM 300	1996-2013	-	-	-	113143	-	-	-
TM 450 F	2001-2013	-	-	-	113143	113621	-	-
TM 450 Fi	2010-2013	-	-	-	113143	113621	-	-
TM 530 F	2003-2013	-	-	-	113143	113621	-	-

## SUZUKI GROOVED ULTRALIGHT FRONT SPROCKET

Model DIRT	Year	PART # 10 TEETH	PART # 11 TEETH	PART # 12 TEETH	PART # 13 TEETH	PART # 14 TEETH	PART # 15 TEETH	PART # 16 TEETH
RM 65	2003-2005	-	-	113112	113113	113114	113115	-
RM 80	1989-2001	-	-	-	113086	113087	113088	-
RM 85	2002-2013	-	-	-	113086	113087	113088	-
RM125	1980-2011	-	-	113104	113105	113106	-	-
RM 250	1982-2012	-	-	-	113107	113108	113109	-
RMX 250	1989-2000	-	-	-	113107	113108	113109	-
RM-Z 250	2004-2006	-	-	113609	113610	113611	113612	-
RM-Z 250	2007-2012	-	-	113104	113105	113106	-	-
RM-Z 250	2013-2014	-	-	112998	112999	-	-	-
DR-Z 250	2001-2007	-	-	-	113107	113108	113109	-
DR 350	1990-1999	-	-	-	113107	113108	113109	-
DR-Z 400	2000-2013	-	-	-	113107	113108	113109	-
RM-Z 450	2005-2012	-	-	113605	113606	113607	113608	-
RM-Z 450	2013-2014	-	-	113000	113001	113002	-	-
RMX 450 Z	2010-2011	-	-	113605	113606	113607	113608	-

## YAMAHA GROOVED ULTRALIGHT FRONT SPROCKET

Model DIRT	Year	PART # 10 TEETH	PART # 11 TEETH	PART # 12 TEETH	PART # 13 TEETH	PART # 14 TEETH	PART # 15 TEETH	PART # 16 TEETH
TT-R 50	2006-2013	-	-	113112	113113	113114	113115	-
PW 80	1983-2006	-	-	113112	113113	113114	113115	-
YZ 80	1993-2001	-	-	-	113086	113087	113088	-
YZ 85	2002-2013	-	-	-	113083	113084	113085	-
TT-R 90	2000-2007	-	-	113112	113113	113114	113115	-
TT-R 110	2008-2013	-	-	113112	113113	113114	113115	-
YZ 125	1987-2004	-	-	113095	113096	113097	-	-
YZ 125	2005-2014	-	-	113089	113090	113091	113092	-
TT-R 230	2005-2012	-	-	-	113093	113094	-	-
YZ 250	1980-1998	-	-	-	113098	113099	113100	-
YZ 250	1999-2014	-	-	-	113602	113603	113604	-
YZ 250 F	2001-2013	-	-	113089	113090	113091	113092	-
WR 250 F	2001-2013	-	-	113089	113090	113091	113092	-
WR 250 R	2008-2013	-	-	113089	113090	113091	113092	-
WR 250 X	2008-2011	-	-	113089	113090	113091	113092	-
YZ 400 F	1998-1999	-	-	-	113602	113603	113604	-
WR 400 F	1998-2000	-	-	-	113602	113603	113604	-
YZ 426 F	2000-2002	-	-	-	113602	113603	113604	-
WR 426 F	2001-2002	-	-	-	113602	113603	113604	-
YZ 450 F	2003-2014	-	-	-	113602	113603	113604	-
WR 450 F	2003-2014	-	-	-	113602	113603	113604	-
YZ 465	1980-1981	-	-	-	113098	113099	113100	-
YZ 490	1982-1990	-	-	-	113098	113099	113100	-

accessories

body

handlebar  
& gripscables &  
levers

exhaust

engine

fuel &  
intakeelectrical  
& ignition

clutch

drive

bearings

brakes

steering &  
suspension

tires

tools &  
shop



## 7075-T6 ALLOY REAR SPROCKET

- Manufactured from premium 7075-T6 alloy for optimal durability.
- Precision CNC machined for perfect fit and lightweight design for ultimate performance.



- Special design mud grooves increases lifetime of chain and sprocket offers the perfect balance between strength, performance and longevity.
- Full range of Dirtbike sprockets available in a wide variety of teeth.

SEE PRICING AT THE END OF THE PRO X SPROCKET APPLICATIONS

### BETA 7075-T6 ALLOY REAR SPROCKET

Model DIRT	Year	PART # 44 TEETH	PART # 45 TEETH	PART # 46 TEETH	PART # 47 TEETH	PART # 48 TEETH	PART # 49 TEETH	PART # 50 TEETH	PART # 51 TEETH	PART # 52 TEETH	PART # 53 TEETH
250RR Enduro	05-07	-	-	113209	113210	113211	113212	113213	113214	113215	-
350RR Enduro	11-12	-	-	113209	113210	113211	113212	113213	113214	113215	-
400RR Enduro	05-12	-	-	113209	113210	113211	113212	113213	113214	113215	-
450RR Enduro	05-12	-	-	113209	113210	113211	113212	113213	113214	113215	-
498RR Enduro	12-12	-	-	113209	113210	113211	113212	113213	113214	113215	-
520RR Enduro	10-11	-	-	113209	113210	113211	113212	113213	113214	113215	-
525RR Enduro	05-09	-	-	113209	113210	113211	113212	113213	113214	113215	-

### GAS-GAS 7075-T6 ALLOY REAR SPROCKET

Model DIRT	Year	PART # 44 TEETH	PART # 45 TEETH	PART # 46 TEETH	PART # 47 TEETH	PART # 48 TEETH	PART # 49 TEETH	PART # 50 TEETH	PART # 51 TEETH	PART # 52 TEETH	PART # 53 TEETH
125 MC/EC	97-10	-	-	113209	113210	113211	113212	113213	113214	113215	-
200 EC	03-07	-	-	113209	113210	113211	113212	113213	113214	113215	-
250 MC/EC	01-13	-	-	113209	113210	113211	113212	113213	113214	113215	-
300 EC	00-13	-	-	113209	113210	113211	113212	113213	113214	113215	-
450 EC	03-09	-	-	113209	113210	113211	113212	113213	113214	113215	-
450 EC-F	13	-	-	113209	113210	113211	113212	113213	113214	113215	-

### HONDA 7075-T6 ALLOY REAR SPROCKET

Model DIRT	Year	PART # 47 TEETH	PART # 48 TEETH	PART # 49 TEETH	PART # 50 TEETH	PART # 51 TEETH	PART # 52 TEETH	PART # 53 TEETH	PART # 54 TEETH	PART # 55 TEETH	PART # 56 TEETH
CR80	86-02	-	-	-	113152	-	113153	113154	-	113155	113156
CR85	03-07	-	-	-	113152	-	113153	113154	-	113155	113156
CR125	87-07	-	113622	113623	113624	113625	113626	-	-	-	-
CRF150R	07-14	-	-	-	113152	-	113153	113154	-	113155	113156
CRF150F	03-14	-	113622	113623	113624	113625	113626	-	-	-	-
XR200R	84-02	113168	113169	113170	113171	113172	113173	-	-	-	-
CRF230F	03-14	-	113622	113623	113624	113625	113626	-	-	-	-
CRF230L	08-09	-	113622	113623	113624	113625	113626	-	-	-	-
XR250R	86-89	113168	113169	113170	113171	113172	113173	-	-	-	-
XR250R	90-04	-	113622	113623	113624	113625	113626	-	-	-	-
CR250	88-07	-	113622	113623	113624	113625	113626	-	-	-	-
CRF250R	04-14	-	113622	113623	113624	113625	113626	-	-	-	-
CRF250X	04-13	-	113622	113623	113624	113625	113626	-	-	-	-
XR350R	83-85	113168	113169	113170	113171	113172	113173	-	-	-	-
CRF450R	02-14	-	113622	113623	113624	113625	113626	-	-	-	-
CRF450X	05-13	-	113622	113623	113624	113625	113626	-	-	-	-
CR500	88-01	-	113622	113623	113624	113625	113626	-	-	-	-
XR500S	79-80	113168	113169	113170	113171	113172	113173	-	-	-	-
XR500R	81-85	113168	113169	113170	113171	113172	113173	-	-	-	-
XL500S	79-81	113168	113169	113170	113171	113172	113173	-	-	-	-
XL500R	82-87	113168	113169	113170	113171	113172	113173	-	-	-	-
XL600R	83-88	113168	113169	113170	113171	113172	113173	-	-	-	-
XR600R	85-87	113168	113169	113170	113171	113172	113173	-	-	-	-
XR600R	91-00	-	113622	113623	113624	113625	113626	-	-	-	-
XR650L	93-13	-	113622	113623	113624	113625	113626	-	-	-	-
XR650R	00-07	-	113622	113623	113624	113625	113626	-	-	-	-

### HUSABERG 7075-T6 ALLOY REAR SPROCKET

Model DIRT	Year	PART # 45 TEETH	PART # 46 TEETH	PART # 47 TEETH	PART # 48 TEETH	PART # 49 TEETH	PART # 50 TEETH	PART # 51 TEETH	PART # 52 TEETH	PART # 53 TEETH	PART # 54 TEETH
TE 125	12-13	-	-	-	113204	113205	113206	113207	113208	-	-
TE 250	11-14	-	-	-	113204	113205	113206	113207	113208	-	-
FE 250	13-14	-	-	-	113204	113205	113206	113207	113208	-	-
TE 300	11-14	-	-	-	113204	113205	113206	113207	113208	-	-
FE 350	13	-	-	-	113204	113205	113206	113207	113208	-	-
FE 390	10-12	-	-	-	113204	113205	113206	113207	113208	-	-
FE 450	04-14	-	-	-	113204	113205	113206	113207	113208	-	-
FX 450	10-12	-	-	-	113204	113205	113206	113207	113208	-	-



## 7075-T6 ALLOY REAR SPROCKET

SEE PRICING AT THE END OF THE PRO X SPROCKET APPLICATIONS

HUSABERG 7075-T6 ALLOY REAR SPROCKET CONTINUED											
Model DIRT	Year	PART # 45 TEETH	PART # 46 TEETH	PART # 47 TEETH	PART # 48 TEETH	PART # 49 TEETH	PART # 50 TEETH	PART # 51 TEETH	PART # 52 TEETH	PART # 53 TEETH	PART # 54 TEETH
FE 501	13-14	-	-	-	113204	113205	113206	113207	113208	-	-
FE 550	04-08	-	-	-	113204	113205	113206	113207	113208	-	-
FE 570	09-12	-	-	-	113204	113205	113206	113207	113208	-	-
FE/FS 650	04-08	-	-	-	113204	113205	113206	113207	113208	-	-

HUSQVARNA 7075-T6 ALLOY REAR SPROCKET											
Model DIRT	Year	PART # 44 TEETH	PART # 45 TEETH	PART # 46 TEETH	PART # 47 TEETH	PART # 48 TEETH	PART # 49 TEETH	PART # 50 TEETH	PART # 51 TEETH	PART # 52 TEETH	PART # 53 TEETH
CR125	90-13	-	-	113209	113210	113211	113212	113213	113214	113215	-
WR125	90-13	-	-	113209	113210	113211	113212	113213	113214	113215	-
CR250	90-05	-	-	113209	113210	113211	113212	113213	113214	113215	-
WR250	90-13	-	-	113209	113210	113211	113212	113213	113214	113215	-
TC250	04-13	-	-	113209	113210	113211	113212	113213	113214	113215	-
TE250	04-13	-	-	113209	113210	113211	113212	113213	113214	113215	-
TXC250	08-13	-	-	113209	113210	113211	113212	113213	113214	113215	-
WR300	09-13	-	-	113209	113210	113211	113212	113213	113214	113215	-
TE310	09-13	-	-	113209	113210	113211	113212	113213	113214	113215	-
TXC310	12-13	-	-	113209	113210	113211	113212	113213	113214	113215	-
WR360	92-02	-	-	113209	113210	113211	113212	113213	113214	113215	-
TC449	11-13	-	-	113209	113210	113211	113212	113213	113214	113215	-
TE449	11-13	-	-	113209	113210	113211	113212	113213	113214	113215	-
TC450	02-10	-	-	113209	113210	113211	113212	113213	113214	113215	-
TE450	04-10	-	-	113209	113210	113211	113212	113213	113214	113215	-
TC510	06-09	-	-	113209	113210	113211	113212	113213	113214	113215	-
TE510	06-10	-	-	113209	113210	113211	113212	113213	113214	113215	-
TXC510	08-10	-	-	113209	113210	113211	113212	113213	113214	113215	-
TE511	11-13	-	-	113209	113210	113211	113212	113213	113214	113215	-
TXC511	11-13	-	-	113209	113210	113211	113212	113213	113214	113215	-
TC570	01-03	-	-	113209	113210	113211	113212	113213	113214	113215	-
TE570	01-04	-	-	113209	113210	113211	113212	113213	113214	113215	-

KAWASAKI 7075-T6 ALLOY REAR SPROCKET											
Model DIRT	Year	PART # 45 TEETH	PART # 46 TEETH	PART # 47 TEETH	PART # 48 TEETH	PART # 49 TEETH	PART # 50 TEETH	PART # 51 TEETH	PART # 52 TEETH	PART # 53 TEETH	PART # 54 TEETH
KX 65	00-14	-	113179	113180	113181	-	-	-	-	-	-
KX 80	86-00	-	-	-	-	113182	113183	113184	113185	113186	-
KX 85	01-14	-	-	-	-	113182	113183	113184	113185	113186	-
KX 100	89-14	-	-	-	-	113182	113183	113184	113185	113186	-
KX 125	80-08	-	-	113187	113188	113189	113190	113191	113192	-	-
KDX 200	89-06	-	-	113187	113188	113189	113190	113191	113192	-	-
KDX 220R	97-05	-	-	113187	113188	113189	113190	113191	113192	-	-
KX 250	87-08	-	-	113187	113188	113189	113190	113191	113192	-	-
KX 250 F	04-14	-	-	113187	113188	113189	113190	113191	113192	-	-
KLX 300	97-07	-	-	113187	113188	113189	113190	113191	113192	-	-
KX 450 F	06-14	-	-	113187	113188	113189	113190	113191	113192	-	-
KLX 450 R	08-13	-	-	113187	113188	113189	113190	113191	113192	-	-
KX 500	83-04	-	-	113187	113188	113189	113190	113191	113192	-	-

KTM 7075-T6 ALLOY REAR SPROCKET											
Model DIRT	Year	PART # 44 TEETH	PART # 45 TEETH	PART # 46 TEETH	PART # 47 TEETH	PART # 48 TEETH	PART # 49 TEETH	PART # 50 TEETH	PART # 51 TEETH	PART # 52 TEETH	PART # 53 TEETH
KTM 60 SX	97-99	114695	114696	113193	113194	113195	113196	113197	-	-	-
KTM 65 SX	00-16	114695	114695	113193	113194	113195	113196	113197	-	-	-
KTM 85 SX	03-14	-	-	113198	113199	113200	113201	113202	113203	-	-
KTM 105 SX	04-12	-	-	113198	113199	113200	113201	113202	113203	-	-
KTM 125 SX	90-14	-	-	-	-	113204	113205	113206	113207	113208	-
KTM 125 EXC	90-14	-	-	-	-	113204	113205	113206	113207	113208	-
KTM 144 SX	08	-	-	-	-	113204	113205	113206	113207	113208	-
KTM 150 SX	09-14	-	-	-	-	113204	113205	113206	113207	113208	-
KTM 200 SX	03-05	-	-	-	-	113204	113205	113206	113207	113208	-
KTM 200 EXC	98-14	-	-	-	-	113204	113205	113206	113207	113208	-
KTM 250 SX	90-14	-	-	-	-	113204	113205	113206	113207	113208	-
KTM 250 EXC	90-14	-	-	-	-	113204	113205	113206	113207	113208	-
KTM 250 SX-F	06-14	-	-	-	-	113204	113205	113206	113207	113208	-

accessories

body

handlebar  
& gripscables &  
levers

exhaust

engine

fuel &  
intakeelectrical  
& ignition

clutch

drive

bearings

brakes

steering &  
suspension

tires

tools &  
shop



**7075-T6 ALLOY REAR SPROCKET**

SEE PRICING AT THE END OF THE PRO X SPROCKET APPLICATIONS

- accessories
- body
- handlebar & grips
- cables & levers
- exhaust
- engine
- fuel & intake
- electrical & ignition
- clutch
- drive**
- bearings
- brakes
- steering & suspension
- tires
- tools & shop

<b>KTM 7075-T6 ALLOY REAR SPROCKET CONTINUED</b>											
Model DIRT	Year	PART # 44 TEETH	PART # 45 TEETH	PART # 46 TEETH	PART # 47 TEETH	PART # 48 TEETH	PART # 49 TEETH	PART # 50 TEETH	PART # 51 TEETH	PART # 52 TEETH	PART # 53 TEETH
KTM 250 EXC-F	07-14	-	-	-	-	113204	113205	113206	113207	113208	-
KTM 300 EXC	90-14	-	-	-	-	113204	113205	113206	113207	113208	-
KTM 350 SX-F	11-14	-	-	-	-	113204	113205	113206	113207	113208	-
KTM 350 EXC-F	12-14	-	-	-	-	113204	113205	113206	113207	113208	-
KTM 360 SX	96-97	-	-	-	-	113204	113205	113206	113207	113208	-

<b>KTM 7075-T6 ALLOY REAR SPROCKET CONTINUED</b>											
Model DIRT	Year	PART # 44 TEETH	PART # 45 TEETH	PART # 46 TEETH	PART # 47 TEETH	PART # 48 TEETH	PART # 49 TEETH	PART # 50 TEETH	PART # 51 TEETH	PART # 52 TEETH	PART # 53 TEETH
KTM 360 EXC	96-97	-	-	-	-	113204	113205	113206	113207	113208	-
KTM 380 SX	98-02	-	-	-	-	113204	113205	113206	113207	113208	-
KTM 380 EXC	98-02	-	-	-	-	113204	113205	113206	113207	113208	-
KTM 400 SX	00-02	-	-	-	-	113204	113205	113206	113207	113208	-
KTM 400 EXC	00-02	-	-	-	-	113204	113205	113206	113207	113208	-
KTM 400 EXC-R	09-11	-	-	-	-	113204	113205	113206	113207	113208	-
KTM 450 SX	03-06	-	-	-	-	113204	113205	113206	113207	113208	-
KTM 450 EXC	03-07	-	-	-	-	113204	113205	113206	113207	113208	-
KTM 450 SM-R	04-14	-	-	-	-	113204	113205	113206	113207	113208	-
KTM 450 SX-F	07-14	-	-	-	-	113204	113205	113206	113207	113208	-
KTM 450 EXC-R	08-11	-	-	-	-	113204	113205	113206	113207	113208	-
KTM 450 EXC	12-14	-	-	-	-	113204	113205	113206	113207	113208	-
KTM 500 EXC	12-14	-	-	-	-	113204	113205	113206	113207	113208	-
KTM 505 SX-F	08	-	-	-	-	113204	113205	113206	113207	113208	-
KTM 505 XC-F	09	-	-	-	-	113204	113205	113206	113207	113208	-
KTM 520 SX	00-02	-	-	-	-	113204	113205	113206	113207	113208	-
KTM 520 EXC	00-02	-	-	-	-	113204	113205	113206	113207	113208	-
KTM 525 SX	03-06	-	-	-	-	113204	113205	113206	113207	113208	-
KTM 525 EXC	03-07	-	-	-	-	113204	113205	113206	113207	113208	-
KTM 525 SM-R	04-05	-	-	-	-	113204	113205	113206	113207	113208	-
KTM 530 EXC-R	08-11	-	-	-	-	113204	113205	113206	113207	113208	-
KTM 560 SM-R	06-07	-	-	-	-	113204	113205	113206	113207	113208	-
KTM 600 LC4	88-90	-	-	-	-	113204	113205	113206	113207	113208	-
KTM 620 LC4	97-02	-	-	-	-	113204	113205	113206	113207	113208	-
KTM 640 LC4	98-07	-	-	-	-	113204	113205	113206	113207	113208	-
KTM 690 Enduro/R	08-12	-	-	-	-	113204	113205	113206	113207	113208	-
KTM 690 Supermoto	07-09	-	-	-	-	113204	113205	113206	113207	113208	-
KTM 690 SMC	08-12	-	-	-	-	113204	113205	113206	113207	113208	-

<b>SUZUKI 7075-T6 ALLOY REAR SPROCKET</b>											
Model DIRT	Year	PART # 45 TEETH	PART # 46 TEETH	PART # 47 TEETH	PART # 48 TEETH	PART # 49 TEETH	PART # 50 TEETH	PART # 51 TEETH	PART # 52 TEETH	PART # 53 TEETH	PART # 54 TEETH
RM65	03-05	-	113179	113180	113181	-	-	-	-	-	-
RM80	83-01	-	-	113157	113158	113159	113160	113161	113162	-	-
RM85	89-13	-	-	113157	113158	113159	113160	113161	113162	-	-
RM125	80-11	-	-	-	113174	113175	113176	113177	113178	-	-
RM250	81-83	-	-	-	113174	113175	113176	113177	113178	-	-
RM250	87-12	-	-	-	113174	113175	113176	113177	113178	-	-
RMX250	89-01	-	-	-	113174	113175	113176	113177	113178	-	-
DR-Z250	01-07	-	-	-	113174	113175	113176	113177	113178	-	-
RM-Z250	04-06	-	-	113187	113188	113189	113190	113191	113192	-	-
RM-Z250	07-14	-	-	-	113174	113175	113176	113177	113178	-	-
DR350	90-99	-	-	-	113174	113175	113176	113177	113178	-	-
DR-Z400	00-12	-	-	-	113174	113175	113176	113177	113178	-	-
KLX400R	03	-	-	-	113174	113175	113176	113177	113178	-	-
RM-Z450	05-14	-	-	-	113174	113175	113176	113177	113178	-	-
RMX450Z	10-11	-	-	-	113174	113175	113176	113177	113178	-	-

<b>YAMAHA 7075-T6 ALLOY REAR SPROCKET</b>											
Model DIRT	Year	PART # 47 TEETH	PART # 48 TEETH	PART # 49 TEETH	PART # 50 TEETH	PART # 51 TEETH	PART # 52 TEETH	PART # 53 TEETH	PART # 54 TEETH	PART # 55 TEETH	PART # 56 TEETH
YZ80	93-01	113157	113158	113159	113160	113161	113162	-	-	-	-
YZ85	02-13	113157	113158	113159	113160	113161	113162	-	-	-	-



## 7075-T6 ALLOY REAR SPROCKET

SEE PRICING AT THE END OF THE PRO X SPROCKET APPLICATIONS

YAMAHA 7075-T6 ALLOY REAR SPROCKET CONTINUED											
Model DIRT	Year	PART # 44 TEETH	PART # 45 TEETH	PART # 46 TEETH	PART # 47 TEETH	PART # 48 TEETH	PART # 49 TEETH	PART # 50 TEETH	PART # 51 TEETH	PART # 52 TEETH	PART # 53 TEETH
YZ125	80-98	-	113163	113164	113165	113166	113167	-	-	-	-
YZ125	99-14	113168	113169	113170	113171	113172	113173	-	-	-	-
TT-R230	05-11	113168	113169	113170	113171	113172	113173	-	-	-	-
YZ250	80-98	-	113163	113164	113165	113166	113167	-	-	-	-
YZ250	99-14	113168	113169	113170	113171	113172	113173	-	-	-	-
WR250	90-98	-	113163	113164	113165	113166	113167	-	-	-	-
YZ250F	01-13	113168	113169	113170	113171	113172	113173	-	-	-	-
WR250F	01-13	113168	113169	113170	113171	113172	113173	-	-	-	-
WR250R	08-13	113168	113169	113170	113171	113172	113173	-	-	-	-
WR250X	08-11	113168	113169	113170	113171	113172	113173	-	-	-	-
YZ400F	98-99	113168	113169	113170	113171	113172	113173	-	-	-	-
WR400F	98-00	113168	113169	113170	113171	113172	113173	-	-	-	-
YZ426F	00-02	113168	113169	113170	113171	113172	113173	-	-	-	-
WR426F	01-02	113168	113169	113170	113171	113172	113173	-	-	-	-
YZ450F	03-14	113168	113169	113170	113171	113172	113173	-	-	-	-
WR450F	03-14	113168	113169	113170	113171	113172	113173	-	-	-	-
XT500	77-85	-	113163	113164	113165	113166	113167	-	-	-	-
TT500	77-81	-	113163	113164	113165	113166	113167	-	-	-	-
TT600	83-92	-	113163	113164	113165	113166	113167	-	-	-	-
TT600E	96-00	-	113163	113164	113165	113166	113167	-	-	-	-
TT-R600	98-03	-	113163	113164	113165	113166	113167	-	-	-	-

## PRO X SPROCKET PRICING

112998	16.95	G	113097	16.95	G	113142	16.95	G	113180	49.95	G	113224	38.97	G	113599	16.95	G
112999	16.95	G	113098	16.95	G	113143	16.95	G	113181	49.95	G	113225	38.97	G	113602	16.95	G
113000	16.95	G	113099	16.95	G	113144	16.95	G	113182	49.95	G	113232	38.97	G	113603	16.95	G
113001	16.95	G	113100	16.95	G	113145	16.95	G	113183	49.95	G	113233	38.97	G	113604	16.95	G
113002	16.95	G	113104	16.95	G	113146	16.95	G	113184	49.95	G	113234	38.97	G	113605	16.95	G
113064	14.95	G	113105	16.95	G	113147	16.95	G	113185	49.95	G	113235	38.97	G	113606	16.95	G
113065	14.95	G	113106	16.95	G	113148	16.95	G	113186	49.95	G	113236	38.97	G	113607	16.95	G
113066	14.95	G	113107	16.95	G	113149	16.95	G	113187	49.95	G	113237	38.97	G	113608	16.95	G
113067	14.95	G	113108	16.95	G	113150	16.95	G	113188	49.95	G	113238	38.97	G	113609	16.95	G
113068	16.95	G	113109	16.95	G	113151	16.95	G	113189	49.95	G	113239	38.97	G	113610	16.95	G
113069	16.95	G	113112	14.95	G	113152	49.95	G	113190	49.95	G	113240	38.97	G	113611	16.95	G
113070	16.95	G	113113	14.95	G	113153	49.95	G	113191	49.95	G	113241	38.97	G	113612	16.95	G
113071	16.95	G	113114	14.95	G	113154	49.95	G	113192	49.95	G	113242	38.97	G	113613	16.95	G
113072	16.95	G	113115	14.95	G	113155	49.95	G	113193	49.95	G	113243	38.97	G	113614	16.95	G
113073	16.95	G	113116	16.95	G	113156	49.95	G	113194	49.95	G	113244	38.97	G	113615	16.95	G
113074	16.95	G	113117	16.95	G	113157	49.95	G	113195	49.95	G	113245	38.97	G	113616	16.95	G
113075	16.95	G	113118	16.95	G	113158	49.95	G	113196	49.95	G	113246	38.97	G	113617	16.95	G
113076	16.95	G	113121	14.95	G	113159	49.95	G	113197	49.95	G	113247	38.97	G	113618	16.95	G
113077	16.95	G	113122	14.95	G	113160	49.95	G	113198	49.95	G	113256	38.97	G	113619	16.95	G
113078	16.95	G	113123	14.95	G	113161	49.95	G	113199	49.95	G	113257	38.97	G	113620	16.95	G
113079	16.95	G	113124	14.95	G	113162	49.95	G	113200	49.95	G	113258	38.97	G	113621	16.95	G
113080	16.95	G	113125	14.95	G	113163	49.95	G	113201	49.95	G	113259	38.97	G	113622	49.95	G
113081	16.95	G	113126	14.95	G	113164	49.95	G	113202	49.95	G	113260	38.97	G	113623	49.95	G
113082	16.95	G	113127	14.95	G	113165	49.95	G	113203	49.95	G	113261	38.97	G	113624	49.95	G
113083	14.95	G	113128	16.95	G	113166	49.95	G	113204	49.95	G	113273	38.97	G	113625	49.95	G
113084	14.95	G	113129	16.95	G	113167	49.95	G	113205	49.95	G	113274	38.97	G	113626	49.95	G
113085	14.95	G	113130	16.95	G	113168	49.95	G	113206	49.95	G	113275	38.97	G	114689	41.60	G
113086	14.95	G	113131	16.95	G	113169	49.95	G	113207	49.95	G	113276	38.97	G	114690	16.95	G
113087	14.95	G	113132	16.95	G	113170	49.95	G	113208	49.95	G	113277	38.97	G	114691	16.95	G
113088	14.95	G	113133	16.95	G	113171	49.95	G	113209	49.95	G	113278	38.97	G	114692	14.95	G
113089	16.95	G	113134	16.95	G	113172	49.95	G	113210	49.95	G	113279	38.97	G	114693	14.95	G
113090	16.95	G	113135	16.95	G	113173	49.95	G	113211	49.95	G	113280	38.97	G	114694	14.95	G
113091	16.95	G	113136	16.95	G	113174	49.95	G	113212	49.95	G	113281	38.97	G	114695	49.95	G
113092	16.95	G	113137	16.95	G	113175	49.95	G	113213	49.95	G	113282	38.97	G	114696	49.95	G
113093	16.95	G	113138	16.95	G	113176	49.95	G	113214	49.95	G	113283	38.97	G			
113094	16.95	G	113139	16.95	G	113177	49.95	G	113215	49.95	G	113284	38.97	G			
113095	16.95	G	113140	16.95	G	113178	49.95	G	113221	38.97	G	113597	16.95	G			
113096	16.95	G	113141	16.95	G	113179	49.95	G	113222	38.97	G	113598	16.95	G			

## DIRT BIKE CHAIN ROLLER



Made from cast polyurethane with a hardness of 98 durometer on the A scale instead of polypropylene. The bearing has been moved inboard so that two separate mechanical seals provide the protection against mud, water and dirt.



MODEL	YEARS	LOWER CHAIN ROLLER		UPPER CHAIN ROLLER	
<b>COBRA</b>					
CX 50 BIG WHEEL	10-13	AB34	15.43	L	----
CX 50 JR.	13	AB34	15.43	L	----
CX 50 SR.	10-13	AB34	15.43	L	----
CX 65	07-14	AB34	15.43	L	----
<b>GAS GAS</b>					
EC125	01-11	AB795008	15.43	L	AB34 15.43 L
HALLEY 2T 125 EH	09	AB795008	15.43	L	AB34 15.43 L
HALLEY 2T 125 SM	09	AB795008	15.43	L	AB34 15.43 L
HALLEY 4T 125 EH	09	----			AB34 15.43 L
MC125	01-09	AB795008	15.43	L	AB34 15.43 L
SM125	03-09	AB795008	15.43	L	AB34 15.43 L
EC200	99-11	AB795008	15.43	L	AB34 15.43 L
EC250	96-11	AB795008	15.43	L	AB34 15.43 L
EC250	12	----			AB34 15.43 L
EC250 4T	10-12	AB795008	15.43	L	AB34 15.43 L
MC250	99-09	AB795008	15.43	L	AB34 15.43 L
SM250	03-05	AB795008	15.43	L	AB34 15.43 L
EC300	99-12	AB795008	15.43	L	AB34 15.43 L
EC450FSE	03-05	AB795008	15.43	L	AB34 15.43 L
HALLEY 450 EH	09	AB795008	15.43	L	AB34 15.43 L
HALLEY 450 SM	09	AB795008	15.43	L	AB34 15.43 L
SM450FSE	04-05	AB795008	15.43	L	AB34 15.43 L
<b>HONDA</b>					
CR80R	96 - 02	AB795011	8.33	L	----
CR80RB	97 - 02	AB795011	8.33	L	----
CR85R/RB	03 - 07	AB795011	8.33	L	----
CR125R	81	AB38	15.43	L	AB38 15.43 L
CR125R	82	AB795008	15.43	L	AB795006 15.43 L
CR125R	83 - 84	AB795006	15.43	L	AB795006 15.43 L
CR125R	85 - 92	AB795008	15.43	L	AB795006 15.43 L
CR125R	93 - 96	AB795008	15.43	L	AB795008 15.43 L
CR125R	97	AB795011	8.33	L	AB795008 15.43 L
CR125R	98	AB795008	15.43	L	AB795008 15.43 L
CR125R	99	AB795007	15.43	L	AB795008 15.43 L
CR125R	00 - 04	AB795008	15.43	L	AB795007 15.43 L
CR125R	05 - 07	AB795007	15.43	L	AB795007 15.43 L
CRF125F	14 - 16	----			AB795013 6.91 L
CRF150F	03 - 16	----			AB795013 6.91 L
CRF150R/RB	07 - 16	AB795011	8.33	L	----
CRF230F	03 - 16	----			AB795013 6.91 L
CR250R	81	AB38	15.43	L	AB38 15.43 L
CR250R	82	AB795007	15.43	L	AB795007 15.43 L
CR250R	83 - 84	AB795006	15.43	L	AB795006 15.43 L
CR250R	85 - 91	AB795008	15.43	L	AB795006 15.43 L
CR250R	92 - 97	AB795008	15.43	L	AB795008 15.43 L
CR250R	98	AB795008	15.43	L	AB795006 15.43 L
CR250R	99 - 01	AB795008	15.43	L	AB795007 15.43 L
CR250R	02 - 03	AB795007	15.43	L	AB795008 15.43 L
CR250R	04	AB795007	15.43	L	AB795010 15.92 L
CR250R	05 - 07	AB795015	15.43	L	AB795010 15.92 L
CRF250R	04	AB795007	15.43	L	AB795007 15.43 L
CRF250R	05 - 09	AB795015	15.43	L	AB795007 15.43 L
CRF250R	10 - 11	AB795014	15.43	L	AB795014 15.43 L
CRF250R	12 - 13	AB795015	15.43	L	AB795014 15.43 L
CRF250R	14	AB795014	15.43	L	AB795015 15.43 L
CRF250R	15	AB795014	15.43	L	AB795014 15.43 L
CRF250R	16	AB795015	15.43	L	AB795014 15.43 L
CRF250X	04 - 05	AB795007	15.43	L	AB795010 15.92 L
CRF250X	06 - 15	AB795015	15.43	L	AB795010 15.92 L
CRM250AR (NOT US MODEL)	96 - 99	AB795013	6.91	L	AB795013 6.91 L
XR250R	81	AB38	15.43	L	AB38 15.43 L
XR400R	96 - 04	AB795008	15.43	L	AB795013 6.91 L
CR450R	81	AB38	15.43	L	AB38 15.43 L

MODEL	YEARS	LOWER CHAIN ROLLER		UPPER CHAIN ROLLER	
<b>HONDA CONTINUED</b>					
CRF450R	02 - 04	AB795007	15.43	L	AB795007 15.43 L
CRF450R	05 - 09	AB795014	15.43	L	AB795007 15.43 L
CRF450R	10 - 11	AB795014	15.43	L	AB795014 15.43 L
CRF450R	12 - 13	AB795015	15.43	L	AB795014 15.43 L
CRF450R	14	AB795014	15.43	L	AB795015 15.43 L
CRF450R	15	AB795014	15.43	L	AB795014 15.43 L
CRF450R	16	AB795015	15.43	L	AB795014 15.43 L
CRF450X	05 - 15	AB795014	15.43	L	AB795007 15.43 L
CR480R	82 - 83	AB795007	15.43	L	AB795007 15.43 L
CR500R	84	AB795006	15.43	L	AB795006 15.43 L
CR500R	85 - 01	AB795008	15.43	L	AB795006 15.43 L
XR500R	81	AB38	15.43	L	AB38 15.43 L
FMX650 (Euro)	05 - 06	AB34	15.43	L	----
XR650R	00 - 07	AB34	15.43	L	AB34 15.43 L
<b>HUSABERG</b>					
450FC	04 - 05	AB795003	16.84	L	AB795003 16.84 L
450FE	04 - 08	AB795003	16.84	L	AB795003 16.84 L
450FS	04	AB795003	16.84	L	AB795003 16.84 L
450FS-C	05 - 06	AB795003	16.84	L	AB795003 16.84 L
450FS-E	05 - 08	AB795003	16.84	L	AB795003 16.84 L
550FE	07 - 08	AB795003	16.84	L	AB795003 16.84 L
550FS-E	07	AB795003	16.84	L	AB795003 16.84 L
650FC	04 - 05	AB795003	16.84	L	AB795003 16.84 L
650FE	04 - 08	AB795003	16.84	L	AB795003 16.84 L
650FS	04 - 08	AB795003	16.84	L	AB795003 16.84 L
650FS-C	05 - 06	AB795003	16.84	L	AB795003 16.84 L
650FS-E	05 - 07	AB795003	16.84	L	AB795003 16.84 L
<b>HUSQVARNA</b>					
CR125	93 - 95	----			AB34 15.43 L
CR125	96 - 13	AB34	15.43	L	AB34 15.43 L
SM125	98	AB34	15.43	L	AB34 15.43 L
WMX 125	90	----			AB34 15.43 L
WR125	96 - 13	AB34	15.43	L	AB34 15.43 L
WRE125	95	----			AB34 15.43 L
WXC-WXE 125	92 - 95	----			AB34 15.43 L
WXE125	90	----			AB34 15.43 L
WXE-WMX 125	91	----			AB34 15.43 L
CR250	93 - 95	----			AB34 15.43 L
CR250	96 - 04	AB34	15.43	L	AB34 15.43 L
TC250	03 - 13	AB34	15.43	L	AB34 15.43 L
TE250	03 - 13	AB34	15.43	L	AB34 15.43 L
TXC250	08 - 13	AB34	15.43	L	AB34 15.43 L
WMX250	90	----			AB34 15.43 L
WR250	96 - 13	AB34	15.43	L	AB34 15.43 L
WXC-WXE 250	92 - 95	----			AB34 15.43 L
WXE250	90	----			AB34 15.43 L
WXE-WMX 250	91	----			AB34 15.43 L
WXE260	91	----			AB34 15.43 L
WR300	08 - 13	AB34	15.43	L	AB34 15.43 L
TE310	09 - 13	AB34	15.43	L	AB34 15.43 L
TXC310	12 - 13	AB34	15.43	L	AB34 15.43 L
TE350	95	----			AB34 15.43 L
WXC-WXE 350	92 - 94	----			AB34 15.43 L
CR360	93	----			AB34 15.43 L
WR360	96 - 02	AB34	15.43	L	AB34 15.43 L
WXC-WXE 360	92 - 95	----			AB34 15.43 L
SM400R	04	AB34	15.43	L	AB34 15.43 L
TE400	01	AB34	15.43	L	AB34 15.43 L
TE410	96 - 01	AB34	15.43	L	AB34 15.43 L
TE410E	99	AB34	15.43	L	AB34 15.43 L
SM450	10	AB34	15.43	L	AB34 15.43 L
SM450R	03 - 09	AB34	15.43	L	AB34 15.43 L
TC450	03 - 10	AB34	15.43	L	AB34 15.43 L

## ALL BALLS DIRT BIKE CHAIN ROLLER CONTINUED

MODEL	YEARS	LOWER CHAIN ROLLER	UPPER CHAIN ROLLER
<b>HUSQVARNA</b>			
TE450	03 - 10	AB34 15.43 L	AB34 15.43 L
TXC450	08 - 10	AB34 15.43 L	AB34 15.43 L
SM510	10	AB34 15.43 L	AB34 15.43 L
SM510R	05 - 09	AB34 15.43 L	AB34 15.43 L
TC510	05 - 09	AB34 15.43 L	AB34 15.43 L
TE510	04 - 10	AB34 15.43 L	AB34 15.43 L
TXC510	08 - 10	AB34 15.43 L	AB34 15.43 L
TE TXC 511	12 - 13	-----	AB34 15.43 L
SM530R	09	AB34 15.43 L	AB34 15.43 L
SMR570	01 - 04	AB34 15.43 L	AB34 15.43 L
TC570	01 - 02	AB34 15.43 L	AB34 15.43 L
TE570	01 - 04	AB34 15.43 L	AB34 15.43 L
SM610	01 - 07	AB34 15.43 L	AB34 15.43 L
SM-E610	98 - 01	AB34 15.43 L	AB34 15.43 L
SMR610	00 - 01	AB34 15.43 L	AB34 15.43 L
TC610	96 - 01	AB34 15.43 L	AB34 15.43 L
TE610	96 - 07	AB34 15.43 L	AB34 15.43 L
TE-E610	99 - 01	AB34 15.43 L	AB34 15.43 L
WXC-WXE 610	93 - 95	-----	AB34 15.43 L
<b>KAWASAKI</b>			
KX60	83 - 03	AB795009 8.08 L	AB795009 8.08 L
KX65	00 - 15	AB795012 6.77 L	AB795009 8.08 L
KDX80	84 - 88	AB795009 8.08 L	AB795009 8.08 L
KX80	83 - 00	AB795009 8.08 L	AB795009 8.08 L
KX80 Big Wheel	92 - 94	AB795009 8.08 L	AB795009 8.08 L
KX85	01 - 15	AB795012 6.77 L	AB795012 6.77 L
KX100	95 - 00	AB795009 8.08 L	AB795009 8.08 L
KX100	01 - 15	AB795012 6.77 L	AB795012 6.77 L
KLX125	03 - 06	-----	AB34 15.43 L
KLX125L	03 - 06	-----	AB34 15.43 L
KX125	78 - 81	AB795006 15.43 L	AB795006 15.43 L
KX125	82 - 83	AB38 15.43 L	AB38 15.43 L
KX125	84 - 05	AB34 15.43 L	AB34 15.43 L
KDX175	80 - 82	AB795006 15.43 L	AB795006 15.43 L
KDX200	83	AB38 15.43 L	AB38 15.43 L
KDX200	84 - 06	AB34 15.43 L	AB34 15.43 L
KDX220	97 - 05	AB34 15.43 L	AB34 15.43 L
KDX250	80	AB795006 15.43 L	AB795006 15.43 L
KDX250	81 - 83	AB38 15.43 L	AB38 15.43 L
KDX250	84 - 94	AB34 15.43 L	AB34 15.43 L
KLX250	79 - 80	AB795006 15.43 L	AB795006 15.43 L
KLX250R	94 - 96	-----	AB34 15.43 L
KLX250S	06 - 14	-----	AB34 15.43 L
KLX250SF	09 - 10	-----	AB34 15.43 L
KX250	78 - 81	AB795006 15.43 L	AB795006 15.43 L
KX250	82	AB38 15.43 L	AB38 15.43 L
KX250	83	-----	AB38 15.43 L
KX250	84 - 07	AB34 15.43 L	AB34 15.43 L
KX250F	04 - 06	AB34 15.43 L	AB34 15.43 L
KX250F	07 - 16	AB795014 15.43 L	AB795014 15.43 L
KLX300(R)	97 - 07	-----	AB34 15.43 L
KDX400	79 - 80	AB795006 15.43 L	AB795006 15.43 L
KLX400R	03 - 04	AB34 15.43 L	AB38 15.43 L
KLX400SR	03 - 04	AB34 15.43 L	AB38 15.43 L
KDX420	81	AB795006 15.43 L	AB795006 15.43 L
KX420	80 - 81	AB795006 15.43 L	AB795006 15.43 L
KDX450	82	AB795006 15.43 L	-----
KLX450R	08 - 09	AB795014 15.43 L	AB795014 15.43 L
KX450F	06	AB34 15.43 L	AB34 15.43 L
KX450F	07 - 16	AB795014 15.43 L	AB795014 15.43 L
KX500	83	AB34 15.43 L	AB38 15.43 L
KX500	84 - 04	AB34 15.43 L	AB34 15.43 L
<b>KTM</b>			
EGS 125	93 - 99	AB795003 16.84 L	AB795003 16.84 L
EXC 125	93 - 05	AB795003 16.84 L	AB795003 16.84 L
EXC 125	06 - 08	-----	AB795003 16.84 L
EXE 125	00 - 01	AB795003 16.84 L	AB795003 16.84 L

MODEL	YEARS	LOWER CHAIN ROLLER	UPPER CHAIN ROLLER
<b>KTM CONTINUED</b>			
SX 125	93 - 05	AB795003 16.84 L	AB795003 16.84 L
SX 125	06 - 07	-----	AB795003 16.84 L
SXS 125	04	AB795003 16.84 L	AB795003 16.84 L
EGS 200	98 - 99	AB795003 16.84 L	AB795003 16.84 L
EXC 200	98 - 05	AB795003 16.84 L	AB795003 16.84 L
MXC 200	98 - 03	AB795003 16.84 L	AB795003 16.84 L
SX 200	00 - 04	AB795003 16.84 L	AB795003 16.84 L
XC 200	06 - 07	-----	AB795003 16.84 L
XC-W 200	06 - 07	-----	AB795003 16.84 L
EGS 250	94 - 99	AB795003 16.84 L	AB795003 16.84 L
EXC 250	94 - 02	AB795003 16.84 L	AB795003 16.84 L
EXC 250	03 - 05	-----	AB795003 16.84 L
EXC-G 250 Racing	02	AB795003 16.84 L	AB795003 16.84 L
EXC-G 250 Racing	03 - 05	-----	AB795003 16.84 L
MXC 250	98 - 01	AB795003 16.84 L	AB795003 16.84 L
SX 250	94 - 02	AB795003 16.84 L	AB795003 16.84 L
SX 250	03 - 07	-----	AB795003 16.84 L
SX-F 250	05 - 07	-----	AB795003 16.84 L
SXS 250	01	AB795003 16.84 L	AB795003 16.84 L
SXS 250	03 - 04	-----	AB795003 16.84 L
XC 250	06 - 07	-----	AB795003 16.84 L
XC-F 250	07	-----	AB795003 16.84 L
XC-FW 250	07	-----	AB795003 16.84 L
XC-W 250	06 - 07	-----	AB795003 16.84 L
EGS 300	94 - 99	AB795003 16.84 L	AB795003 16.84 L
EXC 300	94 - 02	AB795003 16.84 L	AB795003 16.84 L
EXC 300	03 - 05	-----	AB795003 16.84 L
MXC 300	94 - 02	AB795003 16.84 L	AB795003 16.84 L
MXC 300	03 - 05	-----	AB795003 16.84 L
SX 300	94	AB795003 16.84 L	AB795003 16.84 L
XC 300	06 - 07	-----	AB795003 16.84 L
XC-W 300	06 - 07	-----	AB795003 16.84 L
EGS 360	96 - 97	AB795003 16.84 L	AB795003 16.84 L
EXC 360	96 - 97	AB795003 16.84 L	AB795003 16.84 L
MXC 360	96 - 97	AB795003 16.84 L	AB795003 16.84 L
SX 360	96 - 97	AB795003 16.84 L	AB795003 16.84 L
EGS 380	98 - 99	AB795003 16.84 L	AB795003 16.84 L
EXC 380	98 - 02	AB795003 16.84 L	AB795003 16.84 L
MXC 380	98 - 01	AB795003 16.84 L	AB795003 16.84 L
SX 380	98 - 02	AB795003 16.84 L	AB795003 16.84 L
Comp. 400	95 - 99	AB795003 16.84 L	AB795003 16.84 L
DUKE 400	94 - 95	AB795003 16.84 L	AB795003 16.84 L
EGS 400	94 - 97	AB795003 16.84 L	AB795003 16.84 L
EGS-E 400	97	AB795003 16.84 L	AB795003 16.84 L
EXC 400	94 - 02	AB795003 16.84 L	AB795003 16.84 L
EXC-G 400	04 - 05	AB795003 16.84 L	AB795003 16.84 L
EXC-G 400	06	-----	AB795003 16.84 L
LC4 400	98 - 99	AB795003 16.84 L	AB795003 16.84 L
LC4-E 400	00 - 01	-----	AB795008 15.43 L
MXC 400	01 - 02	AB795003 16.84 L	AB795003 16.84 L
RXC 400	95 - 98	AB795003 16.84 L	AB795003 16.84 L
SC 400	00	AB795003 16.84 L	AB795003 16.84 L
SX 400	98 - 02	AB795003 16.84 L	AB795003 16.84 L
SXC 400	97 - 00	AB795003 16.84 L	AB795003 16.84 L
TXC 400	98	AB795003 16.84 L	AB795003 16.84 L
XC-W 400	07	-----	AB795003 16.84 L
EXC 440	94 - 95	AB795003 16.84 L	AB795003 16.84 L
MXC 440	94	AB795003 16.84 L	AB795003 16.84 L
SX 440	94	AB795003 16.84 L	AB795003 16.84 L
EXC 450	03	-----	AB795003 16.84 L
EXC-G 450	05 - 07	-----	AB795003 16.84 L
MXC-G 450	03 - 05	-----	AB795003 16.84 L
SMR 450	05 - 07	-----	AB795003 16.84 L
SMS 450	03	-----	AB795003 16.84 L
SX 450	03 - 06	-----	AB795003 16.84 L
SX-F 450	07	-----	AB795003 16.84 L
SXS 450	03	-----	AB795003 16.84 L

accessories

body

handlebar &amp; grips

cables &amp; levers

exhaust

engine

fuel &amp; intake

electrical &amp; ignition

clutch

drive

bearings

brakes

steering &amp; suspension

tires

tools &amp; shop

## ALL BALLS DIRT BIKE CHAIN ROLLER CONTINUED

- accessories
- body
- handlebar & grips
- cables & levers
- exhaust
- engine
- fuel & intake
- electrical & ignition
- clutch
- drive
- bearings
- brakes
- steering & suspension
- tires
- tools & shop

MODEL	YEARS	LOWER CHAIN ROLLER		UPPER CHAIN ROLLER	
<b>KTM CONTINUED</b>					
SXS 450	04	AB795003	16.84 L	AB795003	16.84 L
XC 450	04 - 07	----		AB795003	16.84 L
XC-W 450	07	----		AB795003	16.84 L
EXC 520	00 - 02	AB795003	16.84 L	AB795003	16.84 L
MXC 520	01 - 02	AB795003	16.84 L	AB795003	16.84 L
SX 520	00 - 02	AB795003	16.84 L	AB795003	16.84 L
EXC 525	03 - 07	----		AB795003	16.84 L
MXC-G 525	03 - 05	----		AB795003	16.84 L
SMR 525	05	----		AB795003	16.84 L
SX 525	03 - 06	----		AB795003	16.84 L
XC 525	06 - 07	----		AB795003	16.84 L
XC-W 525	07	----		AB795003	16.84 L
SXS 540	01 - 02	AB795003	16.84 L	AB795003	16.84 L
SXS 540	03 - 06	----		AB795003	16.84 L
MXC 550	94 - 96	AB795003	16.84 L	AB795003	16.84 L
SMR 560	06 - 07	----		AB795003	16.84 L
620 TXC	98	AB795003	16.84 L	AB795003	16.84 L
COMP LIMITED 620	97	AB795003	16.84 L	AB795003	16.84 L
Comp. 620	94 - 99	AB795003	16.84 L	AB795003	16.84 L
EGS 620	94 - 97	AB795003	16.84 L	AB795003	16.84 L
EGS-E 620	97	AB795003	16.84 L	AB795003	16.84 L
EXC 620	94 - 95	AB795003	16.84 L	AB795003	16.84 L
LC4 620	97 - 98	AB795003	16.84 L	AB795003	16.84 L
LC4 Comp 620	99	----		AB795008	15.43 L
LC4 Super Moto 620	99	----		AB795008	15.43 L
RXC 620	95 - 97	AB795003	16.84 L	AB795003	16.84 L
Super Moto 620	98	AB795003	16.84 L	AB795003	16.84 L
SX 620	97 - 99	AB795003	16.84 L	AB795003	16.84 L
SXC 620	97	AB795003	16.84 L	AB795003	16.84 L
TXC 620	98	AB795003	16.84 L	AB795003	16.84 L
SXC 625	03 - 05	----		AB795008	15.43 L
Adventure 640	98	----		AB795003	16.84 L
Adventure 640	99 - 07	----		AB795008	15.43 L
LC4 640	05	----		AB795008	15.43 L
SC Super Moto 640	00 - 01	----		AB795008	15.43 L
Super Moto 640	99	----		AB795008	15.43 L
660 RALLY FACTORY REPL.	06 - 07	AB795003	16.84 L	----	
ADVENTURE 950	03 - 06	----		AB795008	15.43 L
SUPER ENDURO 950	07	----		AB795008	15.43 L
SUPERMOTO 950	05 - 07	----		AB795008	15.43 L
ADVENTURE 990	07 - 13	----		AB795008	15.43 L
SUPERMOTO 990	10 - 11	----		AB795008	15.43 L
<b>SHERCO</b>					
ENDURO 2.5i	08 - 14	AB795003	16.84 L	AB795003	16.84 L
SX 2.5i	10	AB795003	16.84 L	AB795003	16.84 L
ENDURO 3.0i	10 - 14	AB795003	16.84 L	AB795003	16.84 L
SE-R 250 2T	14	AB795003	16.84 L	AB795003	16.84 L
SE-R 300 2T	14	AB795003	16.84 L	AB795003	16.84 L
ENDURO 4.5i	04 - 12	AB795003	16.84 L	AB795003	16.84 L
SUPERMOTARD 4.5i	04 - 08	AB795003	16.84 L	AB795003	16.84 L
ENDURO 5.1i	07 - 12	AB795003	16.84 L	AB795003	16.84 L
SUPERMOTARD 5.1i	07 - 08	AB795003	16.84 L	AB795003	16.84 L
<b>SUZUKI</b>					
RM60	03	AB795009	8.08 L	AB795009	8.08 L
RM65	03 - 05	AB795012	6.77 L	AB795009	8.08 L
RM80	80 - 86	AB34	15.43 L	AB34	15.43 L
RM80	87 - 01	AB795008	15.43 L	AB795008	15.43 L
RM85	02 - 15	AB795008	15.43 L	AB795008	15.43 L
RM85L	03 - 15	AB795008	15.43 L	AB795008	15.43 L
DR100	83 - 90	----		AB34	15.43 L
RM100	79 - 81	AB38	15.43 L	AB38	15.43 L
RM100	03	AB795012	6.77 L	AB795012	6.77 L
DR-Z125	03 - 14	----		AB34	15.43 L
DR-Z125L	03 - 14	----		AB34	15.43 L
RM125	81 - 83	AB38	15.43 L	AB38	15.43 L

MODEL	YEARS	LOWER CHAIN ROLLER		UPPER CHAIN ROLLER	
<b>SUZUKI CONTINUED</b>					
RM125	84 - 85	AB38	15.43 L	AB795006	15.43 L
RM125	86	AB795006	15.43 L	AB795006	15.43 L
RM125	87 - 88	AB38	15.43 L	AB38	15.43 L
RM125	89	AB795008	15.43 L	AB38	15.43 L
RM125	90 - 00	AB38	15.43 L	AB38	15.43 L
RM125	01 - 08	AB34	15.43 L	AB34	15.43 L
DR250	82 - 93	AB38	15.43 L	AB38	15.43 L
DR250S	90 - 95	AB38	15.43 L	AB38	15.43 L
DRZ250	01 - 07	AB38	15.43 L	AB34	15.43 L
PE250	80 - 81	AB38	15.43 L	AB38	15.43 L
RM250	80 - 83	AB38	15.43 L	AB38	15.43 L
RM250	84 - 85	AB38	15.43 L	AB795006	15.43 L
RM250	86 - 88	AB38	15.43 L	AB38	15.43 L
RM250	89	AB795008	15.43 L	AB38	15.43 L
RM250	90 - 00	AB38	15.43 L	AB38	15.43 L
RM250	01 - 08	AB34	15.43 L	AB34	15.43 L
RMX250	89 - 99	AB38	15.43 L	AB38	15.43 L
RMZ250	04 - 10	AB34	15.43 L	AB34	15.43 L
RMZ250	11 - 12	AB34	15.43 L	AB795008	15.43 L
RMZ250	13 - 15	AB34	15.43 L	AB38	15.43 L
DR350	90 - 99	AB38	15.43 L	AB38	15.43 L
DR350SE	90 - 96	AB38	15.43 L	AB38	15.43 L
DR350SE	97 - 99	AB38	15.43 L	AB795008	15.43 L
DR400	80	AB38	15.43 L	AB38	15.43 L
DRZ400E	00 - 07	AB38	15.43 L	AB34	15.43 L
DRZ400K	00 - 03	AB38	15.43 L	AB34	15.43 L
DRZ400S	00 - 15	AB38	15.43 L	AB34	15.43 L
DRZ400SM	05 - 15	AB38	15.43 L	AB34	15.43 L
RM400	80	AB38	15.43 L	AB38	15.43 L
RMX450	10 - 11	AB34	15.43 L	AB34	15.43 L
RMZ450	05 - 10	AB34	15.43 L	AB34	15.43 L
RMZ450	11 - 12	AB34	15.43 L	AB795008	15.43 L
RMZ450	13 - 15	AB34	15.43 L	AB38	15.43 L
RM465	81 - 82	AB38	15.43 L	AB38	15.43 L
DR500	81 - 83	AB38	15.43 L	AB38	15.43 L
RM500	83	AB38	15.43 L	AB38	15.43 L
RM500	84	AB38	15.43 L	AB795006	15.43 L
DR650SE	90 - 95	AB795008	15.43 L	AB38	15.43 L
DR650SE	96 - 14	AB34	15.43 L	AB34	15.43 L
<b>TM</b>					
MX 85	06 - 09	AB34	15.43 L	AB34	15.43 L
EN 125	96 - 07	AB34	15.43 L	AB34	15.43 L
MX 125	96 - 07	AB34	15.43 L	AB34	15.43 L
SMX 125	05 - 07	AB34	15.43 L	----	
EN 250	96 - 07	AB34	15.43 L	AB34	15.43 L
EN 250F	02 - 07	AB34	15.43 L	AB34	15.43 L
MX 250	96 - 07	AB34	15.43 L	AB34	15.43 L
MX 250F	02 - 07	AB34	15.43 L	AB34	15.43 L
EN 300	97 - 07	AB34	15.43 L	AB34	15.43 L
MX 300	97 - 07	AB34	15.43 L	AB34	15.43 L
EN 400F	02 - 03	AB34	15.43 L	AB34	15.43 L
MX 400F	02 - 03	AB34	15.43 L	AB34	15.43 L
EN 450F	04 - 07	AB34	15.43 L	AB34	15.43 L
MX 450F	04 - 07	AB34	15.43 L	AB34	15.43 L
SMX 450F	05 - 07	AB34	15.43 L	----	
EN 530F	02 - 07	AB34	15.43 L	AB34	15.43 L
MX 530F	02 - 07	AB34	15.43 L	AB34	15.43 L
SMX 660	06 - 07	AB34	15.43 L	----	
SMX 660S	05	AB34	15.43 L	----	
<b>YAMAHA</b>					
YZ80	81 - 82	----		AB38	15.43 L
YZ80	83 - 01	----		AB795009	8.08 L
YZ85	02 - 16	----		AB795009	8.08 L
YZ100	82 - 83	AB795008	15.43 L	----	
TT125	00	----		AB795009	8.08 L
TTR125 Drum Brake	00 - 09	----		AB795009	8.08 L
TTR125L Disc Brake	00 - 15	----		AB795009	8.08 L



## ALL BALLS DIRT BIKE CHAIN ROLLER CONTINUED

MODEL	YEARS	LOWER CHAIN ROLLER		UPPER CHAIN ROLLER	
<b>YAMAHA CONTINUED</b>					
XTZ 125 (SA)	03 - 10	AB795008	15.43 L	----	----
YZ125	78 - 80	AB38	15.43 L	AB38	15.43 L
YZ125	81 - 82	AB795008	15.43 L	----	----
YZ125	83 - 85	AB795009	8.08 L	----	----
YZ125	86	AB795008	15.43 L	AB795008	15.43 L
YZ125	87 - 88	AB795007	15.43 L	AB795008	15.43 L
YZ125	89 - 92	AB795007	15.43 L	AB795007	15.43 L
YZ125	93 - 16	AB795007	15.43 L	AB795008	15.43 L
IT175	80 - 81	AB38	15.43 L	----	----
IT175	82 - 83	AB795008	15.43 L	----	----
IT200	84 - 86	AB795009	8.08 L	----	----
WR200	92	AB795009	8.08 L	AB795009	8.08 L
TT225	86 - 87	AB795008	15.43 L	----	----
TTR225	99 - 04	AB795008	15.43 L	----	----
XT225	92 - 07	AB795008	15.43 L	----	----
TTR230	05 - 15	----	----	AB795008	15.43 L
IT250	80	----	----	AB38	15.43 L
IT250	81	AB795008	15.43 L	AB795008	15.43 L
IT250	82	AB34	15.43 L	AB34	15.43 L
IT250	83	AB795008	15.43 L	AB795008	15.43 L
TTR250	99 - 06	----	----	AB795008	15.43 L
WR250	91 - 93	AB795007	15.43 L	AB795007	15.43 L
WR250	94 - 97	AB795007	15.43 L	AB795008	15.43 L
WR250F	01 - 15	AB795007	15.43 L	AB795008	15.43 L
WR250R DUAL SPORT	08 - 11	AB795008	15.43 L	AB795009	8.08 L
WR250R DUAL SPORT	12 - 16	AB795009	8.08 L	AB795009	8.08 L
WR250X SUPER-MOTO	08 - 11	AB795008	15.43 L	AB795009	8.08 L
XT250	84	AB795008	15.43 L	AB795008	15.43 L

MODEL	YEARS	LOWER CHAIN ROLLER		UPPER CHAIN ROLLER	
<b>YAMAHA CONTINUED</b>					
YZ250	78 - 81	AB795009	8.08 L	AB795009	8.08 L
YZ250	82	AB795009	8.08 L	----	----
YZ250	83 - 86	AB795009	8.08 L	AB795009	8.08 L
YZ250	87 - 92	AB795007	15.43 L	AB795007	15.43 L
YZ250	93 - 16	AB795007	15.43 L	AB795008	15.43 L
YZ250F	01 - 16	AB795007	15.43 L	AB795008	15.43 L
YZ250FX	15	AB795007	15.43 L	AB795008	15.43 L
YZ250X	16	AB795007	15.43 L	AB795008	15.43 L
TT350	86 - 87	AB795008	15.43 L	AB795009	8.08 L
TY350	85 - 86	AB34	15.43 L	AB34	15.43 L
XT350	85 - 00	AB795008	15.43 L	AB795008	15.43 L
IT400	79	----	----	AB38	15.43 L
WR400F	98	AB795008	15.43 L	AB795007	15.43 L
WR400F	99 - 00	AB795007	15.43 L	AB795008	15.43 L
YZ400	77 - 79	AB38	15.43 L	AB38	15.43 L
YZ400F	98 - 99	AB795007	15.43 L	AB795008	15.43 L
IT425	80	----	----	AB38	15.43 L
WR426F	01 - 02	AB795007	15.43 L	AB795008	15.43 L
YZ426F	00 - 02	AB795007	15.43 L	AB795008	15.43 L
WR450F	03 - 15	AB795007	15.43 L	AB795008	15.43 L
YZ450F	03 - 16	AB795007	15.43 L	AB795008	15.43 L
IT465	81 - 82	AB34	15.43 L	AB34	15.43 L
YZ465	80	AB38	15.43 L	AB38	15.43 L
YZ465	81	AB795008	15.43 L	AB795008	15.43 L
IT490	83 - 84	AB795008	15.43 L	AB795008	15.43 L
YZ490	82	AB34	15.43 L	----	----
YZ490	83 - 86	AB795008	15.43 L	AB795008	15.43 L
YZ490	87 - 90	AB795007	15.43 L	AB795007	15.43 L
WR500	92 - 93	AB795007	15.43 L	AB795007	15.43 L
XT550	82 - 83	----	----	AB795008	15.43 L
TT600	83 - 86	AB795008	15.43 L	AB795008	15.43 L
XT600	84 - 89	AB795008	15.43 L	AB795008	15.43 L
XT600	90 - 95	AB34	15.43 L	AB795008	15.43 L
XT600 (SA)	96 - 02	AB34	15.43 L	AB795008	15.43 L

accessories

body

handlebar & grips

cables & levers

exhaust

engine

fuel & intake

electrical & ignition

clutch

drive

bearings

brakes

steering & suspension

tires

tools & shop

## DIRT BIKE CHAIN ROLLER

Another new line is taken up in the ProX range, the ProX chain rollers. This is a complete line of OEM replacement and universal chain roller for our Dirtbike program.

Special Polyurethane material used in the universal chain rollers offers superior hardness to guarantee long life while the sealed precision bearings have 2 additional outer seals to protect the bearing against water and dirt.

These chain roller are one of the longest lasting chain roller available on the market ! The hi-performance self lubricating nylon OEM replacement chain rollers will fit directly to the frame boss.

ProX chain roller features :

- Made from Hi-performance self lubricating nylon for guaranteed long life.
- Heavy duty chain roller have additional seals to increase bearing life.
- Universal 34, 38 and 43 mm. chain rollers are designed to be an OEM replacement.
- Full line of Dirtbike models available.



MODEL	UPPER			LOWER		
<b>GAS-GAS</b>						
EC/MC/SM125 '01-10	107429	14.97	G	107434	14.59	G
EC200 '99-10	107429	14.97	G	107434	14.59	G
EC/MC/SM250 '96-10	107429	14.97	G	107434	14.59	G
EC300 '99-10	107429	14.97	G	107434	14.59	G
EC/SM450 '03-05	107429	14.97	G	107434	14.59	G
<b>HONDA</b>						
CR80 '96-02	-----			107437	7.84	G
CR85 '03-07	-----			107437	7.84	G
CR125 '85-92	107432	18.33	G	107434	14.59	G
CR125 '93-96	107434	14.59	G	107434	14.59	G
CR125 '97	107434	14.59	G	107437	7.84	G
CR125 '99	107434	14.59	G	107433	14.59	G
CR125 '00-04	107433	14.59	G	107434	14.59	G
CR125 '05-07	107433	14.59	G	107433	14.59	G
CRF150R '07-09	-----			107437	7.84	G
CRF230F '03-09	107439	7.29	G	-----		
CR250 '85-91	107432	18.33	G	107434	14.59	G
CR250 '92-97	107434	14.59	G	107434	14.59	G
CR250 '99-01	107433	14.59	G	107434	14.59	G
CR250 '02-03	107434	14.59	G	107433	14.59	G
CR250 '04	107436	14.96	G	107433	14.59	G
CR250 '05-07	107436	14.96	G	107491	16.45	G
CRF250R '04	107433	14.59	G	107433	14.59	G
CRF250R '05-09	107433	14.59	G	107491	16.45	G
CRF250X '04-05	107436	14.96	G	107433	14.59	G
CRF250X '06-09	107436	14.96	G	107491	16.45	G
XR400R '96-04	107439	7.29	G	107429	14.97	G
CRF450R '02-04	107433	14.59	G	107433	14.59	G
CRF450R '05-09	107433	14.59	G	107490	16.45	G
CRF450X '05-09	107433	14.59	G	107490	16.45	G
CR500 '85-01	107432	18.33	G	107434	14.59	G
XR650R '00-07	107429	14.97	G	107429	14.97	G

MODEL	UPPER			LOWER		
<b>HUSABERG</b>						
450FC/FE/FS '04-08	107431	15.71	G	107431	15.71	G
550FE '07-08	107431	15.71	G	107431	15.71	G
650FC/FE '04-08	107431	15.71	G	107431	15.71	G
<b>HUSQVARNA</b>						
125CR/WR '96-04	107429	14.97	G	107429	14.97	G
125CR/WR '06-08	107429	14.97	G	-----		
250CR/WR '96-04	107429	14.97	G	107429	14.97	G
250TC/TE '03-09	107429	14.97	G	107429	14.97	G
250WR '06-09	107429	14.97	G	-----		
410TE '96-01	107429	14.97	G	107429	14.97	G
510TC/TE/SM '04-09	107429	14.97	G	107429	14.97	G
570TC/TE/SM '01-04	107429	14.97	G	107429	14.97	G
610TC/TE/SM '96-07	107429	14.97	G	107429	14.97	G
<b>KAWASAKI</b>						
KX60 '83-03	107435	9.72	G	107435	9.72	G
KX65 '00-09	107435	9.72	G	107438	7.29	G
KX80 '83-00	107435	9.72	G	107435	9.72	G
KX85 '01-10	107438	7.29	G	107438	7.29	G
KX100 '95-00	107435	9.72	G	107435	9.72	G
KX100 '01-09	107438	7.29	G	107438	7.29	G
KX125 '84-08	107429	14.97	G	107429	14.97	G
KDX200 '84-06	107429	14.97	G	107429	14.97	G
KDX220R '97-05	107429	14.97	G	107429	14.97	G
KX250 '84-06	107429	14.97	G	107429	14.97	G
KX250F '04-06	107429	14.97	G	107429	14.97	G
KX250F '07-10	107490	16.45	G	107490	16.45	G
KX450F '06	107429	14.97	G	107429	14.97	G
KX450F '07-10	107490	16.45	G	107490	16.45	G
KLX450R '08-09	107429	14.97	G	107429	14.97	G
KX500 '84-04	107429	14.97	G	107429	14.97	G



## DIRT BIKE CHAIN ROLLER CONTINUED

MODEL	UPPER		LOWER	
<b>KTM</b>				
KTM50SX '98-08	-----		107431	15.71 G
KTM60SX '97-99	-----		107431	15.71 G
KTM65SX '00-08	-----		107431	15.71 G
KTM125SX/EXC '93-05	107431	15.71 G	107431	15.71 G
KTM125SX/EXC '06-08	107431	15.71 G	-----	
KTM200EXC '98-07	107431	15.71 G	107431	15.71 G
KTM200SX '03-05	107431	15.71 G	107431	15.71 G
KTM250SX/EXC '94-02	107431	15.71 G	107431	15.71 G
KTM250SX/EXC '03-07	107431	15.71 G	-----	
KTM250SX-F/EXC-F '05-07	107431	15.71 G	-----	
KTM300SX/EXC '94-02	107431	15.71 G	107431	15.71 G
KTM300EXC '03-07	107431	15.71 G	-----	
KTM360SX/EXC '96-97	107431	15.71 G	107431	15.71 G
KTM380SX/EXC '98-02	107431	15.71 G	107431	15.71 G
KTM450SX/SX-F/EXC/SMR '03-07	107431	15.71 G	-----	
KTM520SX/EXC '00-02	107431	15.71 G	107431	15.71 G
KTM525SX/EXC '03-07	107431	15.71 G	-----	
KTM620LC4 '94-98	107431	15.71 G	107431	15.71 G
KTM640LC4 '99-05	107434	14.59 G	-----	
<b>SUZUKI</b>				
RM65 '03-05	107435	9.72 G	107435	9.72 G
RM80 '87-01	107434	14.59 G	107434	14.59 G
RM85 '02-09	107434	14.59 G	107434	14.59 G
RM125 '90-00	107430	14.97 G	107430	14.97 G
RM125 '01-08	107429	14.97 G	107429	14.97 G
RM250 '90-00	107430	14.97 G	107430	14.97 G
RM250 '01-08	107429	14.97 G	107429	14.97 G
RMX250 '89-98	107430	14.97 G	107430	14.97 G
RM-Z250 '04-09	107429	14.97 G	107429	14.97 G
DR-Z400 '00-09	107429	14.97 G	107430	14.97 G
RM-Z450 '05-09	107429	14.97 G	107429	14.97 G

MODEL	UPPER		LOWER	
<b>TM</b>				
85MX '06-09	107429	14.97 G	107429	14.97 G
125EN/MX '96-07	107429	14.97 G	107429	14.97 G
250EN/MX '96-07	107429	14.97 G	107429	14.97 G
250F EN/MX '02-07	107429	14.97 G	107429	14.97 G
300EN/MX '97-07	107429	14.97 G	107429	14.97 G
400F EN/MX '02-03	107429	14.97 G	107429	14.97 G
450F EN/MX '04-07	107429	14.97 G	107429	14.97 G
530F EN/MX '02-07	107429	14.97 G	107429	14.97 G
660 SMX '06-07	-----		107429	14.97 G
<b>YAMAHA</b>				
YZ80 '83-01	107435	9.72 G	-----	
YZ85 '02-09	107435	9.72 G	-----	
YZ125 '89-92	107433	14.59 G	107433	14.59 G
YZ125 '93-09	107434	14.59 G	107433	14.59 G
YZ250 '87-92	107433	14.59 G	107433	14.59 G
YZ250 '93-04	107434	14.59 G	107433	14.59 G
YZ250 '05-09	107434	14.59 G	107434	14.59 G
WR250 '91-93	107433	14.59 G	107433	14.59 G
WR250 '94-97	107434	14.59 G	107433	14.59 G
YZ250F '01-04	107434	14.59 G	107433	14.59 G
YZ250F '05	107433	14.59 G	107434	14.59 G
YZ250F '06-09	107435	9.72 G	107434	14.59 G
WR250F '01-04	107434	14.59 G	107433	14.59 G
WR250F '05-09	107433	14.59 G	107434	14.59 G
YZ400F '98-99	107434	14.59 G	107433	14.59 G
WR400F '98	107433	14.59 G	107434	14.59 G
WR400F '99-00	107434	14.59 G	107433	14.59 G
YZ426F '00-02	107434	14.59 G	107433	14.59 G
WR426F '01-02	107434	14.59 G	107433	14.59 G
YZ450F '03-04	107434	14.59 G	107433	14.59 G
YZ450F '05-07	107433	14.59 G	107434	14.59 G
YZ450F '08-09	107435	9.72 G	107434	14.59 G
WR450F '03-04	107434	14.59 G	107433	14.59 G
WR450F '05-07	107433	14.59 G	107434	14.59 G
WR450F '08-09	107434	14.59 G	107434	14.59 G

accessories

body

handlebar  
& gripscables &  
levers

exhaust

engine

fuel &  
intakeelectrical  
& ignition

clutch

drive

bearings

brakes

steering &  
suspension

tires

tools &  
shop



## CHAIN GUIDE

Polisport chain guides are perfect replicas of the OEM stock parts, produced in TPU (Thermoplastic polyurethane) to guarantee better resistance to abrasion and impacts. Our chain guides are produced to be durable and to perfectly fit your dirt bike.



**Why Polisport chain Guide plastic parts are the best choice for your Dirt Bike?**

- Injection-molded, quality plastic components with a perfect OEM fit.
- Exact replica of stock OEM plastic components but stronger
- Inexpensive alternative to OEM replacement parts.
- Stock color match
- Resistant to impact and abrasion
- Produced in TPU (Thermoplastic polyurethane)
- Tougher than stock chain guides
- Packaged in a printed plastic bag

MODEL	YEAR	COLOR	MFG #	ITEM #		
<b>HONDA</b>						
CR125R	2000-04	BLACK	8450100001	992078	21.95	L
CR125R	2005-07	BLACK	8451400001	992079	21.95	L
CR250R	2000-04	BLACK	8450100001	992078	21.95	L
CR250R	2005-07	BLACK	8451400001	992079	21.95	L
CRF250R	2005-06	BLACK	8451400001	992079	21.95	L
CRF250R	2007-10	BLACK	8435100001	992080	21.95	L
CRF250R	2007-10	RED CR04	8435100002	992081	23.95	L
CRF250R	2011-16	BLACK	8454100001	992082	21.95	L
CRF250R	2011-16	RED CR04	8454100002	992083	23.95	L
CRF450R	2002-04	BLACK	8450100001	992078	21.95	L
CRF450R	2005-06	BLACK	8451400001	992079	21.95	L
CRF450R	2007-10	BLACK	8435100001	992080	21.95	L
CRF450R	2007-10	RED CR04	8435100002	992081	23.95	L
CRF450R	2011-16	BLACK	8454100001	992082	21.95	L
CRF450R	2011-16	RED CR04	8454100002	992083	23.95	L
<b>HUSQVARNA</b>						
TC/TE 125/250; FC/FE 250/350/450	2014-15	BLACK	8435900001	992387	21.95	L
KX125 / 250	2003-08	BLACK	8451900001	992245	21.95	L
KX250F	2004-05	BLACK	8451900001	992245	21.95	L
KX250F	2006-08	BLACK	8452400001	992246	21.95	L
KX250F	2009-16	BLACK	8436100001	992247	21.95	L
KX250F	2009-16	GREEN 05	8436100002	992248	23.95	L
KX450F	2006-08	BLACK	8452400001	992246	21.95	L
KX450F	2009-16	BLACK	8436100001	992247	21.95	L
KX450F	2009-16	GREEN 05	8436100002	992248	23.95	L
<b>KTM</b>						
KTM 105 SX	2009-2011	BLACK	8435900001	992387	21.95	L
KTM 105 SX	2009-2011	ORANGE KTM	8435900002	992388	23.95	L
KTM 125 SX	1998-06	BLACK	8451200001	992389	21.95	L
KTM 125 SX	1998-06	ORANGE KTM	8451200002	993254	23.95	L
KTM 125 SX	2007 -16	BLACK	8435900001	992387	21.95	L
KTM 125 SX	2007 -16	ORANGE KTM	8435900002	992388	23.95	L
KTM 125/200/250/300 EXC	1994- 07	BLACK	8451200001	992389	21.95	L
KTM 125/200/250/300 EXC	1994- 07	ORANGE KTM	8451200002	993254	23.95	L
KTM 125/200/250/300 EXC	2008-16	ORANGE KTM	8435900002	992388	23.95	L
KTM 125/200/250/300 EXC	2008 -16	BLACK	8435900001	992387	21.95	L
KTM 150 SX	2009-16	BLACK	8435900001	992387	21.95	L
KTM 150 SX	2009-16	ORANGE KTM	8435900002	992388	23.95	L
KTM 150 XC	2010-15	BLACK	8435900001	992387	21.95	L
KTM 150 XC	2010-15	ORANGE KTM	8435900002	992388	23.95	L
KTM 200 SX	1998-04	BLACK	8451200001	992389	21.95	L
KTM 200 SX	1998-04	ORANGE KTM	8451200002	993254	23.95	L
KTM 200 XC	2006- 07	BLACK	8451200001	992389	21.95	L

## CHAIN GUIDE

MODEL	YEAR	COLOR	MFG #	ITEM #	
<b>KTM CONTINUED</b>					
KTM 200 XC	2006- 07	ORANGE KTM	8451200002	993254	<b>23.95</b> L
KTM 200 XC	2008-09	BLACK	8435900001	992387	<b>21.95</b> L
KTM 200 XC	2008-09	ORANGE KTM	8435900002	992388	<b>23.95</b> L
KTM 250 EXC-F	2006- 07	BLACK	8451200001	992389	<b>21.95</b> L
KTM 250 EXC-F	2006- 07	ORANGE KTM	8451200002	993254	<b>23.95</b> L
KTM 250 EXC-F	2008-16	BLACK	8435900001	992387	<b>21.95</b> L
KTM 250 EXC-F	2008-16	ORANGE KTM	8435900002	992388	<b>23.95</b> L
KTM 250 SX	1994-06	BLACK	8451200001	992389	<b>21.95</b> L
KTM 250 SX	1994-06	ORANGE KTM	8451200002	993254	<b>23.95</b> L
KTM 250 SX	2007 -16	BLACK	8435900001	992387	<b>21.95</b> L
KTM 250 SX	2007 -16	ORANGE KTM	8435900002	992388	<b>23.95</b> L
KTM 250 SX-F	2005-06	BLACK	8451200001	992389	<b>21.95</b> L
KTM 250 SX-F	2005-06	ORANGE KTM	8451200002	993254	<b>23.95</b> L
KTM 250 SX-F	2007 -16	BLACK	8435900001	992387	<b>21.95</b> L
KTM 250 SX-F	2007 -16	ORANGE KTM	8435900002	992388	<b>23.95</b> L
KTM 250 XC-F	2007-	BLACK	8451200001	992389	<b>21.95</b> L
KTM 250 XC-F	2007-	ORANGE KTM	8451200002	993254	<b>23.95</b> L
KTM 250 XC-F	2008-16	ORANGE KTM	8435900002	992388	<b>23.95</b> L
KTM 250 XC-F	2008 -16	BLACK	8435900001	992387	<b>21.95</b> L
KTM 250/300 XC	2006- 07	BLACK	8451200001	992389	<b>21.95</b> L
KTM 250/300 XC	2006- 07	ORANGE KTM	8451200002	993254	<b>23.95</b> L
KTM 250/300 XC	2008-16	BLACK	8435900001	992387	<b>21.95</b> L
KTM 250/300 XC	2008-16	ORANGE KTM	8435900002	992388	<b>23.95</b> L
KTM 350 EXC-F	2012-16	BLACK	8435900001	992387	<b>21.95</b> L
KTM 350 EXC-F	2012-16	ORANGE KTM	8435900002	992388	<b>23.95</b> L
KTM 350 SX-F	2011-16	BLACK	8435900001	992387	<b>21.95</b> L
KTM 350 SX-F	2011-16	ORANGE KTM	8435900002	992388	<b>23.95</b> L
KTM 350 XC-F	2011-16	BLACK	8435900001	992387	<b>21.95</b> L
KTM 350 XC-F	2011-16	ORANGE KTM	8435900002	992388	<b>23.95</b> L
KTM 380 EXC	1998-02	BLACK	8451200001	992389	<b>21.95</b> L
KTM 380 EXC	1998-02	ORANGE KTM	8451200002	993254	<b>23.95</b> L
KTM 380 SX	1998-02	BLACK	8451200001	992389	<b>21.95</b> L
KTM 380 SX	1998-02	ORANGE KTM	8451200002	993254	<b>23.95</b> L
KTM 400 EXC	2009-11	BLACK	8435900001	992387	<b>21.95</b> L
KTM 400 EXC	2009-11	ORANGE KTM	8435900002	992388	<b>23.95</b> L
KTM 450 EXC	2007-	BLACK	8451200001	992389	<b>21.95</b> L
KTM 450 EXC	2007-	ORANGE KTM	8451200002	993254	<b>23.95</b> L
KTM 450 EXC	2008-16	ORANGE KTM	8435900002	992388	<b>23.95</b> L
KTM 450 EXC	2008 -16	BLACK	8435900001	992387	<b>21.95</b> L
KTM 450 SX-F	2007 -16	BLACK	8435900001	992387	<b>21.95</b> L
KTM 450 SX-F	2007 -16	ORANGE KTM	8435900002	992388	<b>23.95</b> L
KTM 450/505 XC-F	2008-09	BLACK	8435900001	992387	<b>21.95</b> L
KTM 450/505 XC-F	2008-09	ORANGE KTM	8435900002	992388	<b>23.95</b> L
KTM 450/505 XC-F	2013-16	BLACK	8435900001	992387	<b>21.95</b> L
KTM 450/505 XC-F	2013-16	ORANGE KTM	8435900002	992388	<b>23.95</b> L
KTM 450/525 SX	2006-	BLACK	8451200001	992389	<b>21.95</b> L
KTM 450/525 SX	2006-	ORANGE KTM	8451200002	993254	<b>23.95</b> L
KTM 450/525 XC	2007-	BLACK	8451200001	992389	<b>21.95</b> L
KTM 450/525 XC	2007-	ORANGE KTM	8451200002	993254	<b>23.95</b> L
KTM 500 EXC	2012-16	BLACK	8435900001	992387	<b>21.95</b> L
KTM 500 EXC	2012-16	ORANGE KTM	8435900002	992388	<b>23.95</b> L
KTM 505 SX-F	2007 -08	BLACK	8435900001	992387	<b>21.95</b> L
KTM 505 SX-F	2007 -08	ORANGE KTM	8435900002	992388	<b>23.95</b> L
KTM 525 EXC	2003- 07	BLACK	8451200001	992389	<b>21.95</b> L
KTM 525 EXC	2003- 07	ORANGE KTM	8451200002	993254	<b>23.95</b> L
KTM 530 EXC	2009-11	BLACK	8435900001	992387	<b>21.95</b> L
KTM 530 EXC	2009-11	ORANGE KTM	8435900002	992388	<b>23.95</b> L
KTM 85SX	2007-14	BLACK	8451200001	992389	<b>21.95</b> L
KTM 85SX	2007-14	ORANGE KTM	8451200002	993254	<b>23.95</b> L
KTM 85SX	2015-2016	BLACK	8435900001	992387	<b>21.95</b> L
KTM 85SX	2015-2016	ORANGE KTM	8435900002	992388	<b>23.95</b> L

accessories

body

handlebar  
& gripscables &  
levers

exhaust

engine

fuel &  
intakeelectrical  
& ignition

clutch

drive

bearings

brakes

steering &  
suspension

tires

tools &  
shop

dealer aids



# CHAIN GUIDE

- accessories
- body
- handlebar & grips
- cables & levers
- exhaust
- engine
- fuel & intake
- electrical & ignition
- clutch
- drive**
- bearings
- brakes
- steering & suspension
- tires
- tools & shop
- dealer aids

MODEL	YEAR	COLOR	MFG #	ITEM #	
<b>SUZUKI</b>					
RM125/250	2001-06	BLACK	8451700001	992499	<b>21.95</b> L
RM125/250	2001-06	YELLOW RM01	8451700003	992500	<b>23.95</b> L
RMZ250	2004-06	BLACK	8451900001	992245	<b>21.95</b> L
RMZ250	2007-11	BLACK	8451700001	992499	<b>21.95</b> L
RMZ250	2007-11	YELLOW RM01	8451700003	992500	<b>23.95</b> L
RMZ250	2012-16	BLACK	8454000001	992501	<b>21.95</b> L
RMZ250	2012-16	YELLOW RM01	8454000002	992502	<b>23.95</b> L
RMZ450	2005-16	BLACK	8451700001	992499	<b>21.95</b> L
RMZ450	2005-16	YELLOW RM01	8451700003	992500	<b>23.95</b> L
<b>YAMAHA</b>					
WR250F	2007-16	BLACK	8433400001	992591	<b>21.95</b> L
WR250F	2007-16	BLUE YAM98	8433400002	992592	<b>23.95</b> L
WR450F	2003-06	BLACK	8450300001	992593	<b>21.95</b> L
WR450F	2007-15	BLACK	8433400001	992591	<b>21.95</b> L
WR450F	2007-15	BLUE YAM98	8433400002	992592	<b>23.95</b> L
YZ125/250	2003-04	BLACK	8450300001	992593	<b>21.95</b> L
YZ125/250	2005-07	BLACK	8452500001	992594	<b>21.95</b> L
YZ125/250	2008-16	BLACK	8433400001	992591	<b>21.95</b> L
YZ125/250	2008-16	BLUE YAM98	8433400002	992592	<b>23.95</b> L
YZ250F/450F	2003-04	BLACK	8450300001	992593	<b>21.95</b> L
YZ250F/450F	2005-06	BLACK	8452500001	992594	<b>21.95</b> L
YZ250F/450F	2007-16	BLACK	8433400001	992591	<b>21.95</b> L
YZ250F/450F	2007-16	BLUE YAM98	8433400002	992592	<b>23.95</b> L

- accessories
- body
- handlebar & grips
- cables & levers
- exhaust
- engine
- fuel & intake
- electrical & ignition
- clutch
- drive**
- bearings
- brakes
- steering & suspension
- tires
- tools & shop
- dealer aids

**THIS PAGE HAS BEEN  
INTENTIONALLY  
LEFT BLANK**

(Catalog Resumes on P. 860)

**WE APOLOGIZE FOR  
ANY INCONVENIENCE**

accessories
body
handlebar & grips
cables & levers
exhaust
engine
fuel & intake
electrical & ignition
clutch
<b>drive</b>
bearings
brakes
steering & suspension
tires
tools & shop
dealer aids

**THIS PAGE HAS BEEN  
INTENTIONALLY  
LEFT BLANK**

(Catalog Resumes on P. 860)

**WE APOLOGIZE FOR  
ANY INCONVENIENCE**



accessories

body

handlebar  
& gripscables &  
levers

exhaust

engine

fuel &  
intakeelectrical  
& ignition

clutch

**drive**

bearings

brakes

steering &  
suspension

tires

tools &  
shop

dealer aids

**THIS PAGE HAS BEEN  
INTENTIONALLY  
LEFT BLANK**

(Catalog Resumes on P. 860)

**WE APOLOGIZE FOR  
ANY INCONVENIENCE**

accessories
body
handlebar & grips
cables & levers
exhaust
engine
fuel & intake
electrical & ignition
clutch
<b>drive</b>
bearings
brakes
steering & suspension
tires
tools & shop
dealer aids

**THIS PAGE HAS BEEN  
INTENTIONALLY  
LEFT BLANK**

**(Catalog Resumes on P. 860)**

**WE APOLOGIZE FOR  
ANY INCONVENIENCE**

- accessories
- body
- handlebar & grips
- cables & levers
- exhaust
- engine
- fuel & intake
- electrical & ignition
- clutch
- drive**
- bearings
- brakes
- steering & suspension
- tires
- tools & shop
- dealer aids

**THIS PAGE HAS BEEN  
INTENTIONALLY  
LEFT BLANK**

(Catalog Resumes on P. 860)

**WE APOLOGIZE FOR  
ANY INCONVENIENCE**



Honda CR250R chain slider



## CHAIN SLIDER

Polisport chain sliders are perfect replicas of the OEM stock parts, produced in TPU (Thermoplastic polyurethane) to better withstand the friction and abrasion from your bike's chain. Our chain sliders are produced to be durable and to perfectly fit your dirt bike!

### Why Polisport chain slider parts are the best choice for your Dirt Bike?

- Injection-molded, quality plastic components with a perfect OEM type fit.
- Exact replica of stock OEM plastic components but stronger
- Inexpensive alternative to OEM replacement parts.
- Stock color match
- Resistant to impact and abrasion
- Produced in TPU (Thermoplastic polyurethane)
- Tougher than stock sliders
- Packaged in a printed plastic bag

MODEL	YEARS	COLOR	MFG #	CHAIN SLIDER		
<b>HONDA</b>						
CR125R	02-07	BLACK	8450000001	<b>992084</b>	<b>21.95</b>	L
CR125R	02-07	RED CR04	8450000004	<b>993367</b>	<b>23.95</b>	L
CR250R	02-07	BLACK	8450000001	<b>992084</b>	<b>21.95</b>	L
CR250R	02-07	RED CR04	8450000004	<b>993367</b>	<b>23.95</b>	L
CRF250R	04-09	BLACK	8450000001	<b>992084</b>	<b>21.95</b>	L
CRF250R	04-09	RED CR04	8450000004	<b>993367</b>	<b>23.95</b>	L
CRF250R	10-13	BLACK	8453000001	<b>992085</b>	<b>21.95</b>	L
CRF250R	10-13	RED CR04	8453000002	<b>992086</b>	<b>23.95</b>	L
CRF250R	14-16	BLACK	8454600001	<b>992087</b>	<b>21.95</b>	L
CRF250R	14-16	RED CR04	8454600002	<b>992088</b>	<b>23.95</b>	L
CRF450R	02-08	BLACK	8450000001	<b>992084</b>	<b>21.95</b>	L
CRF450R	02-08	RED CR04	8450000004	<b>993367</b>	<b>23.95</b>	L
CRF450R	09-12	BLACK	8453000001	<b>992085</b>	<b>21.95</b>	L
CRF450R	09-12	RED CR04	8453000002	<b>992086</b>	<b>23.95</b>	L
CRF450R	13-16	BLACK	8454600001	<b>992087</b>	<b>21.95</b>	L
CRF450R	13-16	RED CR04	8454600002	<b>992088</b>	<b>23.95</b>	L
<b>HUSQVARNA</b>						
TC/TE 125/250; FC/FE 250/350/450	14-15	BLACK	8453500001	<b>992395</b>	<b>21.95</b>	L
<b>KAWASAKI</b>						
KX125 / 250	04-08	BLACK	8452100001	<b>992249</b>	<b>21.95</b>	L
KX250F	04-05	BLACK	8451800001	<b>992250</b>	<b>21.95</b>	L
KX250F	06-08	BLACK	8452300001	<b>992251</b>	<b>21.95</b>	L
KX250F	09-16	BLACK	8453700001	<b>992252</b>	<b>21.95</b>	L
KX250F	09-16	GREEN 05	8453700002	<b>992253</b>	<b>23.95</b>	L
KX450F	06-08	BLACK	8452300001	<b>992251</b>	<b>21.95</b>	L
KX450F	09-15	BLACK	8453700001	<b>992252</b>	<b>21.95</b>	L
KX450F	09-15	GREEN 05	8453700002	<b>992253</b>	<b>23.95</b>	L
KX450F	16-	BLACK	8985200001	<b>993469</b>	<b>21.95</b>	L
KX450F	16-	GREEN 05	8985200002	<b>993470</b>	<b>23.95</b>	L
<b>KTM</b>						
KTM 105 SX	11-	BLACK	8453400001	<b>992390</b>	<b>21.95</b>	L
KTM 105 SX	11-	ORANGE KTM	8453400002	<b>992391</b>	<b>23.95</b>	L



## CHAIN SLIDER

MODEL	YEARS	COLOR	MFG#	CHAIN GUIDE		
<b>KTM CONTINUED</b>						
KTM 105 SX	04-06	BLACK	8451300001	<b>992392</b>	<b>21.95</b>	L
KTM 105 SX	09-10	BLACK	8452600001	<b>992393</b>	<b>21.95</b>	L
KTM 105 SX	09-10	ORANGE KTM	8452600002	<b>992394</b>	<b>23.95</b>	L
KTM 125 SX	07-10	BLACK	8452600001	<b>992393</b>	<b>21.95</b>	L
KTM 125 SX	07-10	ORANGE KTM	8452600002	<b>992394</b>	<b>23.95</b>	L
KTM 125 SX	11-	BLACK	8453400001	<b>992390</b>	<b>21.95</b>	L
KTM 125 SX	11-	ORANGE KTM	8453400002	<b>992391</b>	<b>23.95</b>	L
KTM 125 SX	98-06	BLACK	8451300001	<b>992392</b>	<b>21.95</b>	L
KTM 125 SX	12-16	BLACK	8453500001	<b>992395</b>	<b>21.95</b>	L
KTM 125 SX	12-16	ORANGE KTM	8453500002	<b>992396</b>	<b>23.95</b>	L
KTM 125/200/250/300 EXC	08-11	BLACK	8452600001	<b>992393</b>	<b>21.95</b>	L
KTM 125/200/250/300 EXC	08-11	ORANGE KTM	8452600002	<b>992394</b>	<b>23.95</b>	L
KTM 125/200/250/300 EXC	98-07	BLACK	8451300001	<b>992392</b>	<b>21.95</b>	L
KTM 125/200/250/300 EXC	12-16	BLACK	8453400001	<b>992390</b>	<b>21.95</b>	L
KTM 125/200/250/300 EXC	12-16	ORANGE KTM	8453400002	<b>992391</b>	<b>23.95</b>	L
KTM 150 SX	11-	BLACK	8453400001	<b>992390</b>	<b>21.95</b>	L
KTM 150 SX	11-	ORANGE KTM	8453400002	<b>992391</b>	<b>23.95</b>	L
KTM 150 SX	09-10	BLACK	8452600001	<b>992393</b>	<b>21.95</b>	L
KTM 150 SX	09-10	ORANGE KTM	8452600002	<b>992394</b>	<b>23.95</b>	L
KTM 150 SX	12-16	BLACK	8453500001	<b>992395</b>	<b>21.95</b>	L
KTM 150 SX	12-16	ORANGE KTM	8453500002	<b>992396</b>	<b>23.95</b>	L
KTM 150 XC	11-	BLACK	8453400001	<b>992390</b>	<b>21.95</b>	L
KTM 150 XC	11-	ORANGE KTM	8453400002	<b>992391</b>	<b>23.95</b>	L
KTM 150 XC	10-	BLACK	8452600001	<b>992393</b>	<b>21.95</b>	L
KTM 150 XC	10-	ORANGE KTM	8452600002	<b>992394</b>	<b>23.95</b>	L
KTM 150 XC	12-15	BLACK	8453500001	<b>992395</b>	<b>21.95</b>	L
KTM 150 XC	12-15	ORANGE KTM	8453500002	<b>992396</b>	<b>23.95</b>	L
KTM 200 SX	98-04	BLACK	8451300001	<b>992392</b>	<b>21.95</b>	L
KTM 200 XC	06-07	BLACK	8451300001	<b>992392</b>	<b>21.95</b>	L
KTM 200 XC	08-09	BLACK	8452600001	<b>992393</b>	<b>21.95</b>	L
KTM 200 XC	08-09	ORANGE KTM	8452600002	<b>992394</b>	<b>23.95</b>	L
KTM 250 EXC-F	08-11	BLACK	8452600001	<b>992393</b>	<b>21.95</b>	L
KTM 250 EXC-F	08-11	ORANGE KTM	8452600002	<b>992394</b>	<b>23.95</b>	L

accessories

body

handlebar  
& gripscables &  
levers

exhaust

engine

fuel &  
intakeelectrical  
& ignition

clutch

drive

bearings

brakes

steering &  
suspension

tires

tools &  
shop



# CHAIN SLIDER

- accessories
- body
- handlebar & grips
- cables & levers
- exhaust
- engine
- fuel & intake
- electrical & ignition
- clutch
- drive**
- bearings
- brakes
- steering & suspension
- tires
- tools & shop

MODEL	YEARS	COLOR	MFG#	CHAIN GUIDE		
<b>KTM CONTINUED</b>						
KTM 250 EXC-F	06-07	BLACK	8451300001	<b>992392</b>	<b>21.95</b>	L
KTM 250 EXC-F	12-16	BLACK	8453400001	<b>992390</b>	<b>21.95</b>	L
KTM 250 EXC-F	12-16	ORANGE KTM	8453400002	<b>992391</b>	<b>23.95</b>	L
KTM 250 SX	07-10	BLACK	8452600001	<b>992393</b>	<b>21.95</b>	L
KTM 250 SX	07-10	ORANGE KTM	8452600002	<b>992394</b>	<b>23.95</b>	L
KTM 250 SX	11-	BLACK	8453400001	<b>992390</b>	<b>21.95</b>	L
KTM 250 SX	11-	ORANGE KTM	8453400002	<b>992391</b>	<b>23.95</b>	L
KTM 250 SX	98-06	BLACK	8451300001	<b>992392</b>	<b>21.95</b>	L
KTM 250 SX	12-16	BLACK	8453500001	<b>992395</b>	<b>21.95</b>	L
KTM 250 SX	12-16	ORANGE KTM	8453500002	<b>992396</b>	<b>23.95</b>	L
KTM 250 SX-F	07-10	BLACK	8452600001	<b>992393</b>	<b>21.95</b>	L
KTM 250 SX-F	07-10	ORANGE KTM	8452600002	<b>992394</b>	<b>23.95</b>	L
KTM 250 SX-F	11-16	BLACK	8453500001	<b>992395</b>	<b>21.95</b>	L
KTM 250 SX-F	11-16	ORANGE KTM	8453500002	<b>992396</b>	<b>23.95</b>	L
KTM 250 XC-F	07-	BLACK	8451300001	<b>992392</b>	<b>21.95</b>	L
KTM 250 XC-F	08-10	BLACK	8452600001	<b>992393</b>	<b>21.95</b>	L
KTM 250 XC-F	08-10	ORANGE KTM	8452600002	<b>992394</b>	<b>23.95</b>	L
KTM 250 XC-F	11-16	BLACK	8453500001	<b>992395</b>	<b>21.95</b>	L
KTM 250 XC-F	11-16	ORANGE KTM	8453500002	<b>992396</b>	<b>23.95</b>	L
KTM 250/300 XC	11-	BLACK	8453400001	<b>992390</b>	<b>21.95</b>	L
KTM 250/300 XC	11-	ORANGE KTM	8453400002	<b>992391</b>	<b>23.95</b>	L
KTM 250/300 XC	06-07	BLACK	8451300001	<b>992392</b>	<b>21.95</b>	L
KTM 250/300 XC	08-10	BLACK	8452600001	<b>992393</b>	<b>21.95</b>	L
KTM 250/300 XC	08-10	ORANGE KTM	8452600002	<b>992394</b>	<b>23.95</b>	L
KTM 250/300 XC	12-16	BLACK	8453500001	<b>992395</b>	<b>21.95</b>	L
KTM 250/300 XC	12-16	ORANGE KTM	8453500002	<b>992396</b>	<b>23.95</b>	L
KTM 350 EXC-F	12-16	BLACK	8453400001	<b>992390</b>	<b>21.95</b>	L
KTM 350 EXC-F	12-16	ORANGE KTM	8453400002	<b>992391</b>	<b>23.95</b>	L
KTM 350 SX-F	11-16	BLACK	8453500001	<b>992395</b>	<b>21.95</b>	L
KTM 350 SX-F	11-16	ORANGE KTM	8453500002	<b>992396</b>	<b>23.95</b>	L
KTM 350 XC-F	11-16	BLACK	8453500001	<b>992395</b>	<b>21.95</b>	L
KTM 350 XC-F	11-16	ORANGE KTM	8453500002	<b>992396</b>	<b>23.95</b>	L
KTM 380 EXC	98-02	BLACK	8451300001	<b>992392</b>	<b>21.95</b>	L



# CHAIN SLIDER

MODEL	YEARS	COLOR	MFG#	CHAIN GUIDE		
<b>KTM CONTINUED</b>						
KTM 380 SX	98-02	BLACK	8451300001	<b>992392</b>	<b>21.95</b>	L
KTM 400 EXC	09-11	BLACK	8452600001	<b>992393</b>	<b>21.95</b>	L
KTM 400 EXC	09-11	ORANGE KTM	8452600002	<b>992394</b>	<b>23.95</b>	L
KTM 450 EXC	08-11	BLACK	8452600001	<b>992393</b>	<b>21.95</b>	L
KTM 450 EXC	08-11	ORANGE KTM	8452600002	<b>992394</b>	<b>23.95</b>	L
KTM 450 EXC	07-	BLACK	8451300001	<b>992392</b>	<b>21.95</b>	L
KTM 450 EXC	12-16	BLACK	8453400001	<b>992390</b>	<b>21.95</b>	L
KTM 450 EXC	12-16	ORANGE KTM	8453400002	<b>992391</b>	<b>23.95</b>	L
KTM 450 SX-F	07-10	BLACK	8452600001	<b>992393</b>	<b>21.95</b>	L
KTM 450 SX-F	07-10	ORANGE KTM	8452600002	<b>992394</b>	<b>23.95</b>	L
KTM 450 SX-F	11-16	BLACK	8453500001	<b>992395</b>	<b>21.95</b>	L
KTM 450 SX-F	11-16	ORANGE KTM	8453500002	<b>992396</b>	<b>23.95</b>	L
KTM 450/505 XC-F	08-09	BLACK	8452600001	<b>992393</b>	<b>21.95</b>	L
KTM 450/505 XC-F	08-09	ORANGE KTM	8452600002	<b>992394</b>	<b>23.95</b>	L
KTM 450/505 XC-F	12-16	BLACK	8453500001	<b>992395</b>	<b>21.95</b>	L
KTM 450/505 XC-F	12-16	ORANGE KTM	8453500002	<b>992396</b>	<b>23.95</b>	L
KTM 450/525 SX	06-	BLACK	8451300001	<b>992392</b>	<b>21.95</b>	L
KTM 450/525 XC	07-	BLACK	8451300001	<b>992392</b>	<b>21.95</b>	L
KTM 500 EXC	12-16	BLACK	8453400001	<b>992390</b>	<b>21.95</b>	L
KTM 500 EXC	12-16	ORANGE KTM	8453400002	<b>992391</b>	<b>23.95</b>	L
KTM 505 SX-F	07-08	BLACK	8452600001	<b>992393</b>	<b>21.95</b>	L
KTM 505 SX-F	07-08	ORANGE KTM	8452600002	<b>992394</b>	<b>23.95</b>	L
KTM 525 EXC	03-07	BLACK	8451300001	<b>992392</b>	<b>21.95</b>	L
KTM 530 EXC	09-11	BLACK	8452600001	<b>992393</b>	<b>21.95</b>	L
KTM 530 EXC	09-11	ORANGE KTM	8452600002	<b>992394</b>	<b>23.95</b>	L
KTM 85 SX	03-14	ORANGE KTM	8454200001	<b>992397</b>	<b>23.95</b>	L
KTM 85 SX	03-14	BLACK	8454200002	<b>992398</b>	<b>21.95</b>	L
<b>SUZUKI</b>						
RM125 / 250	01-08	BLACK	8451600001	<b>992503</b>	<b>21.95</b>	L
RMZ250	04-06	BLACK	8451800001	<b>992250</b>	<b>21.95</b>	L
RMZ250	07-09	BLACK	8451600001	<b>992503</b>	<b>21.95</b>	L
RMZ250	10-16	BLACK	8453900001	<b>992504</b>	<b>21.95</b>	L
RMZ250	10-16	YELLOW RM01	8453900002	<b>992505</b>	<b>23.95</b>	L
RMZ450	05-06	BLACK	8451600001	<b>992503</b>	<b>21.95</b>	L
RMZ450	07-	BLACK	8453900001	<b>992504</b>	<b>21.95</b>	L

accessories

body

handlebar  
& gripscables &  
levers

exhaust

engine

fuel &  
intakeelectrical  
& ignition

clutch

drive

bearings

brakes

steering &  
suspension

tires

tools &  
shop



# CHAIN SLIDER

- accessories
- body
- handlebar & grips
- cables & levers
- exhaust
- engine
- fuel & intake
- electrical & ignition
- clutch
- drive**
- bearings
- brakes
- steering & suspension
- tires
- tools & shop

MODEL	YEARS	COLOR	MFG#	CHAIN GUIDE		
<b>SUZUKI CONTINUED</b>						
RMZ450	07-	YELLOW RM01	8453900002	992505	23.95	L
RMZ450	08-09	BLACK	8451600001	992503	21.95	L
RMZ450	10-16	BLACK	8453900001	992504	21.95	L
RMZ450	10-16	YELLOW RM01	8453900002	992505	23.95	L
Yamaha						
WR250F	07-14	BLACK	8451100001	992595	21.95	L
WR250F	07-14	BLUE YAM98	8451100003	993394	23.95	L
WR250F	15-16	BLACK	8453600001	992597	21.95	L
WR250F	15-16	BLUE YAM98	8453600002	992598	23.95	L
WR450F	07-15	BLACK	8451100001	992595	21.95	L
WR450F	07-15	BLUE YAM98	8451100003	993394	23.95	L
YZ125/250	02-04	BLACK	8450200001	992596	21.95	L
YZ125/250	08-16	BLACK	8451100001	992595	21.95	L
YZ125/250	08-16	BLUE YAM98	8451100003	993394	23.95	L
YZ250F/YZ450F	09-16	BLACK	8453600001	992597	21.95	L
YZ250F/YZ450F	07-08	BLACK	8451100001	992595	21.95	L
YZ250F/YZ450F	07-08	BLUE YAM98	8451100003	993394	23.95	L
YZ250F/YZ450F	09-16	BLUE YAM98	8453600002	992598	23.95	L



# CHAIN SLIDER PIECE



Polisport chain slider pieces are perfect replicas of the OEM stock parts, produced in TPU (Thermoplastic polyurethane) to better withstand the friction and abrasion from your bike's chain. Our chain sliders are produced to be durable and to perfectly fit your dirt bike!

**Why Polisport chain slider parts are the best choice for your dirt bike?**

- Injection-molded, quality plastic components with a perfect OEM type fit.
- Exact replica of stock OEM plastic components but stronger
- Inexpensive alternative to OEM replacement parts.
- Stock color match
- Resistant to impact and abrasion
- Produced in TPU (Thermoplastic polyurethane)
- Tougher than stock sliders
- Packaged in a printed plastic bag

MODEL	YEARS	COLOR	MFG #	CHAIN SLIDER PIECE		
<b>HONDA</b>						
TC 125/250; FC 250/350/450	14-15	BLACK	8457300001	993290	10.45	L
TE 125/250; FE 250/350/450	14-16	BLACK	8457300001	993290	10.45	L
<b>KTM</b>						
KTM 105 SX	04-06	BLACK	8451500001	992399	10.45	L
KTM 105 SX	04-06	ORANGE KTM	8451500003	993270	10.45	L
KTM 105 SX	11-	BLACK	8457300001	993290	10.45	L
KTM 105 SX	11-	ORANGE KTM	8457300002	993291	10.45	L





# CHAIN SLIDER PIECE

MODEL	YEARS	COLOR	MFG #	CHAIN SLIDER PIECE		
<b>KTM CONTINUED</b>						
KTM 125 SX	04-06	BLACK	8451500001	<b>992399</b>	<b>10.45</b>	L
KTM 125 SX	04-06	ORANGE KTM	8451500003	<b>993270</b>	<b>10.45</b>	L
KTM 125/200/250/300 EXC	04-07	BLACK	8451500001	<b>992399</b>	<b>10.45</b>	L
KTM 125/200/250/300 EXC	04-07	ORANGE KTM	8451500003	<b>993270</b>	<b>10.45</b>	L
KTM 200 SX	04-	BLACK	8451500001	<b>992399</b>	<b>10.45</b>	L
KTM 200 SX	04-	ORANGE KTM	8451500003	<b>993270</b>	<b>10.45</b>	L
KTM 200 XC	06-07	BLACK	8451500001	<b>992399</b>	<b>10.45</b>	L
KTM 200 XC	06-07	ORANGE KTM	8451500003	<b>993270</b>	<b>10.45</b>	L
KTM 250 EXC-F	06-07	ORANGE KTM	8451500003	<b>993270</b>	<b>10.45</b>	L
KTM 250 EXC-F	06-07	BLACK	8451500001	<b>992399</b>	<b>10.45</b>	L
KTM 250 SX	04-06	BLACK	8451500001	<b>992399</b>	<b>10.45</b>	L
KTM 250 SX	04-06	ORANGE KTM	8451500003	<b>993270</b>	<b>10.45</b>	L
KTM 250 SX	11-16	BLACK	8457300001	<b>993290</b>	<b>10.45</b>	L
KTM 250 SX	11-16	ORANGE KTM	8457300002	<b>993291</b>	<b>10.45</b>	L
KTM 250 SX-F	05-06	BLACK	8451500001	<b>992399</b>	<b>10.45</b>	L
KTM 250 SX-F	05-06	ORANGE KTM	8451500003	<b>993270</b>	<b>10.45</b>	L
KTM 250 XC-F	07-	BLACK	8451500001	<b>992399</b>	<b>10.45</b>	L
KTM 250 XC-F	07-	ORANGE KTM	8451500003	<b>993270</b>	<b>10.45</b>	L
KTM 250/300 XC	06-07	BLACK	8451500001	<b>992399</b>	<b>10.45</b>	L
KTM 250/300 XC	06-07	ORANGE KTM	8451500003	<b>993270</b>	<b>10.45</b>	L
KTM 450 EXC	07-	BLACK	8451500001	<b>992399</b>	<b>10.45</b>	L
KTM 450 EXC	07-	ORANGE KTM	8451500003	<b>993270</b>	<b>10.45</b>	L
KTM 450/525 SX	06-	BLACK	8451500001	<b>992399</b>	<b>10.45</b>	L
KTM 450/525 SX	06-	ORANGE KTM	8451500003	<b>993270</b>	<b>10.45</b>	L
KTM 450/525 XC	07-	BLACK	8451500001	<b>992399</b>	<b>10.45</b>	L
KTM 450/525 XC	07-	ORANGE KTM	8451500003	<b>993270</b>	<b>10.45</b>	L
KTM 85 SX	05-16	BLACK	8451500001	<b>992399</b>	<b>10.45</b>	L
KTM 85 SX	05-16	ORANGE KTM	8451500003	<b>993270</b>	<b>10.45</b>	L
KTM EXC 125/200/250/300/450/500; EXC-F 250/350	12-16	BLACK	8457300001	<b>993290</b>	<b>10.45</b>	L
KTM EXC 125/200/250/300/450/500; EXC-F 250/350	12-16	ORANGE KTM	8457300002	<b>993291</b>	<b>10.45</b>	L
KTM EXC 125/200/250/300/450; EXC-F 250	08-11	BLACK	8457200001	<b>993284</b>	<b>10.45</b>	L
KTM EXC 125/200/250/300/450; EXC-F 250	08-11	ORANGE KTM	8457200002	<b>993285</b>	<b>10.45</b>	L
KTM SX 105/125/250; SX-F 250	07-10	BLACK	8457200001	<b>993284</b>	<b>10.45</b>	L

accessories

body

handlebar  
& gripscables &  
levers

exhaust

engine

fuel &  
intakeelectrical  
& ignition

clutch

drive

bearings

brakes

steering &  
suspension

tires

tools &  
shop



# CHAIN SLIDER PIECE

- accessories
- body
- handlebar & grips
- cables & levers
- exhaust
- engine
- fuel & intake
- electrical & ignition
- clutch
- drive**
- bearings
- brakes
- steering & suspension
- tires
- tools & shop

MODEL	YEARS	COLOR	MFG #	CHAIN SLIDER PIECE		
<b>KTM CONTINUED</b>						
KTM SX 105/125/250; SX-F 250	07-10	ORANGE KTM	8457200002	<b>993285</b>	<b>10.45</b>	L
KTM SX125/150/250; SX-F 250/350/450	11-15	BLACK	8457300001	<b>993290</b>	<b>10.45</b>	L
KTM SX125/150/250; SX-F 250/350/450	11-15	ORANGE KTM	8457300002	<b>993291</b>	<b>10.45</b>	L
KTM SX125/150; SX-F250/350/450; XC 250/300; XC-F250/350/450	16-	BLACK	8985100001	<b>993302</b>	<b>10.45</b>	L
KTM SX125/150; SX-F250/350/450; XC 250/300; XC-F250/350/450	16-	ORANGE KTM	8985100002	<b>993303</b>	<b>10.45</b>	L
KTM XC 150	11-	BLACK	8457300001	<b>993290</b>	<b>10.45</b>	L
KTM XC 150	11-	ORANGE KTM	8457300002	<b>993291</b>	<b>10.45</b>	L
KTM XC 150/200/300; XC-F 250/450/505	08-10	BLACK	8457200001	<b>993284</b>	<b>10.45</b>	L
KTM XC 150/200/300; XC-F 250/450/505	08-10	ORANGE KTM	8457200002	<b>993285</b>	<b>10.45</b>	L
KTM XC 250/300; XC-F 250/350/450/505	11-15	BLACK	8457300001	<b>993290</b>	<b>10.45</b>	L
KTM XC 250/300; XC-F 250/350/450/505	11-15	ORANGE KTM	8457300002	<b>993291</b>	<b>10.45</b>	L



# BEARINGS




## WHEEL BEARING SEALS, SPACER KITS, & WHEEL BEARING UPGRADE KITS

- accessories
- body
- handlebar & grips
- cables & levers
- exhaust
- engine
- fuel & intake
- electrical & ignition
- clutch
- drive
- bearings**
- brakes
- steering & suspension
- tires
- tools & shop

### WHEEL BEARING SEAL KITS

#### DIRT BIKE WHEEL BEARING AND SEAL KITS:

- Hands down, the most complete line of wheel bearing & seal kits!
- All bearings are constructed with low drag-double lip rubber seals on both sides for dirt and water exclusion.
- All seals are type TC double lip seals with springs for superior dirt and water exclusion.



### WHEEL SPACER KITS

#### DIRT BIKE WHEEL BEARING SPACER KITS:

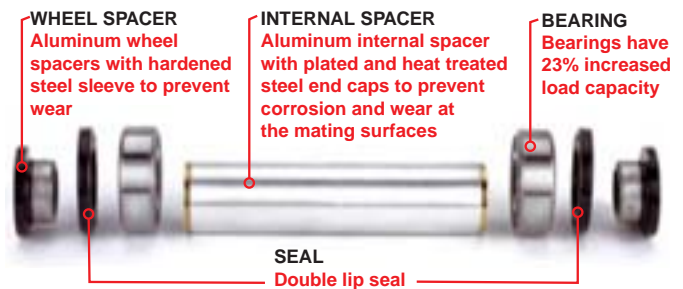
- Designed for years of service even in the dirtiest riding environments.
- All Balls aluminum spacers feature a hardened steel shell pressed over the aluminum to provide superior wear surface.
- Manufactured with 52100 bearing steel that is through hardened, precision ground and plated for years of service.
- Kit contains 1 wheel spacer.

### WHEEL BEARING UPGRADE KITS

#### DIRT BIKE WHEEL BEARING UPGRADE KITS

Wheel bearings typically fail from water and dirt contamination. The All Balls Rear Wheel Bearing Upgrade Kit was developed in partnership with KML Bearing and is designed for the difficult operating environment of the powersport industry.

- Kit contains 2 ball bearings, 3 wheel spacers and 2 seals.
- Rubber sealed bearings for additional protection from water and dirt.
- Chevron SR1-2 grease - Hi-performance rust and oxidation inhibitors (-29°C to 177°C).
- Bearings - Precision high-speed bearings manufactured to ABEC3 standards.
- Double-lip seal - Type TC.



#### ALL THE WAYS ALL BALLS IS BETTER:

- The most comprehensive line of bearing and seal kits in the industry. Everything in one easy, handy package. (No need to root for piece-by-piece, no out-of-stock problems, no unhappy customers).
- Competitively priced.
- Quality design and construction of every piece to meet the toughest standards and conditions - from daily commuting to full-on racing.
- Unmatched performance, durability - and reliability.
- Older OE designs upgraded to the latest designs for premium performance and to overcome premature failure.
- Separate parts lists for custom and vintage repairs.
- Components available by specification. (To get you out of jams when working on obscure applications).
- Extensive application guide includes vintage and up-and-coming manufacturers' models.
- All Balls features Koyo High-Performance Hybrid Ceramic Engine and Wheel Bearings: 60% lower ball mass, non-metallic bonding, stiffer ceramic material.



## WHEEL BEARING KITS

MODEL	YEARS	WHEEL BEARING KIT FRONT			WHEEL BEARING KIT REAR			WHEEL SPACER KIT FRONT	WHEEL SPACER KIT REAR
<b>APRILLA</b>									
RXV 450	06 - 11	AB251570	26.70	L	AB251406	24.32	L	----	----
SXV 450	06 - 11	AB251570	26.70	L	AB251406	24.32	L	----	----
RXV 550	06 - 11	AB251570	26.70	L	AB251406	24.32	L	----	----
SXV 550	06 - 11	AB251570	26.70	L	AB251406	24.32	L	----	----
<b>BETA</b>									
REV 50	06 - 08	AB251143	7.49	L	AB251143	7.49	L	----	----
EVO 80	09 - 11	AB251070	16.81	L	AB251070	16.81	L	----	----
EVO JR 80	09 - 11	AB251143	7.49	L	AB251143	7.49	L	----	----
REV 80	06 - 07	AB251143	7.49	L	AB251143	7.49	L	----	----
REV 80	08	AB251070	16.81	L	AB251070	16.81	L	----	----
EVO 2T 125	09 - 10	133004	18.22	L	133004	18.22	L	----	----
EVO 2T 125	11 - 13	133004	18.22	L	AB251070	16.81	L	----	----
REV 2T 125	04 - 08	AB251070	16.81	L	AB251070	16.81	L	----	----
EVO 2T 200	09 - 10	133004	18.22	L	133004	18.22	L	----	----
EVO 2T 200	11 - 13	133004	18.22	L	AB251070	16.81	L	----	----
REV 2T 200	04 - 08	AB251070	16.81	L	AB251070	16.81	L	----	----
EVO 2T 250	09 - 10	133004	18.22	L	133004	18.22	L	----	----
EVO 2T 250	11 - 13	133004	18.22	L	AB251070	16.81	L	----	----
EVO 2T 250	14	AB251402	24.32	L	AB251404	20.57	L	----	----
EVO 4T 250	09 - 10	133004	18.22	L	133004	18.22	L	----	----
EVO 4T 250	11 - 12	133004	18.22	L	AB251070	16.81	L	----	----
REV 2T 250	04 - 08	AB251070	16.81	L	AB251070	16.81	L	----	----
REV 4T 250	08	AB251070	16.81	L	AB251070	16.81	L	----	----
REV 2T 270	04 - 08	AB251070	16.81	L	AB251070	16.81	L	----	----
EVO 2T 290	09 - 10	133004	18.22	L	133004	18.22	L	----	----
EVO 2T 290	11	133004	18.22	L	AB251070	16.81	L	----	----
EVO 2T 300	12 - 13	133004	18.22	L	AB251070	16.81	L	----	----
EVO 4T 300	09 - 10	133004	18.22	L	133004	18.22	L	----	----
EVO 4T 300	11 - 12	133004	18.22	L	AB251070	16.81	L	----	----
RR 4T 350	11 - 14	AB251402	24.32	L	AB251404	20.57	L	----	----
RR 4T 400	05 - 10	AB251402	24.32	L	----	----	----	----	----
RR 4T 400	11 - 14	AB251402	24.32	L	AB251404	20.57	L	----	----
RR 4T 450	05 - 10	AB251402	24.32	L	----	----	----	----	----
RR 4T 450	11 - 14	AB251402	24.32	L	AB251404	20.57	L	----	----
RR 4T 498	13 - 14	AB251402	24.32	L	AB251404	20.57	L	----	----
RR 4T 520	10	AB251402	24.32	L	----	----	----	----	----
RR 4T 520	11	AB251402	24.32	L	AB251404	20.57	L	----	----
RR 4T 525	05 - 09	AB251402	24.32	L	----	----	----	----	----
<b>COBRA</b>									
CM 50	04 - 06	133005	8.06	L	133005	8.06	L	----	----
CX 50 JR.	07	133005	8.06	L	133005	8.06	L	----	----
CX 50 JR.	08 - 13	AB251143	7.49	L	133006	8.61	L	----	----
CX 50 OI	07 - 08	133005	8.06	L	133005	8.06	L	----	----
CX 50 SR.	07 - 13	AB251143	7.49	L	133006	8.61	L	----	----
KING 50	04	AB251143	7.49	L	133005	8.06	L	----	----
KING 50	05 - 06	AB251143	7.49	L	133006	8.61	L	----	----
PW3 50	03 - 06	133005	8.06	L	133005	8.06	L	----	----
CX 65	07 - 09	AB251143	7.49	L	AB251371	12.34	L	----	----
CX 65	10	AB251371	12.34	L	AB251371	12.34	L	----	----
CX 65	11 - 12	AB251143	7.49	L	AB251371	12.34	L	----	----
CX 65	13	----	----	----	AB251371	12.34	L	----	----

- accessories
- body
- handlebar & grips
- cables & levers
- exhaust
- engine
- fuel & intake
- electrical & ignition
- clutch
- drive
- bearings**
- brakes
- steering & suspension
- tires
- tools & shop



## WHEEL BEARING KITS CONTINUED

MODEL	YEARS	WHEEL BEARING KIT FRONT			WHEEL BEARING KIT REAR			WHEEL SPACER KIT FRONT		WHEEL SPACER KIT REAR	
<b>GAS GAS</b>											
EC ROOKIE 50	04 - 05	AB251135	8.41	L	AB251135	8.41	L	----	----	----	----
SM ROOKIE 50	04 - 05	AB251135	8.41	L	AB251135	8.41	L	----	----	----	----
MC 65	06	130779	14.07	L	130779	14.07	L	----	----	----	----
EC125	01 - 02	AB251070	16.81	L	AB251457	23.59	L	----	----	----	----
EC125	03	AB251070	16.81	L	AB251458	22.39	L	----	----	----	----
EC125	04 - 11	AB251364	24.27	L	AB251458	22.39	L	----	----	----	----
HALLEY 2T 125 EH	09	AB251135	8.41	L	----	----	----	----	----	----	----
HALLEY 2T 125 SM	09	AB251135	8.41	L	----	----	----	----	----	----	----
HALLEY 4T 125 EH	09	AB251135	8.41	L	AB251135	8.41	L	----	----	----	----
MC125	01 - 02	AB251070	16.81	L	AB251457	23.59	L	----	----	----	----
MC125	03	AB251070	16.81	L	AB251458	22.39	L	----	----	----	----
MC125	04 - 09	AB251364	24.27	L	AB251458	22.39	L	----	----	----	----
PAMPERA 125	02 - 05	AB251135	8.41	L	AB251135	8.41	L	----	----	----	----
SM125	03 - 09	AB251070	16.81	L	AB251458	22.39	L	----	----	----	----
TXT Trials 125	98 - 06	AB251417	13.77	L	AB251417	13.77	L	----	----	----	----
TXT Trials 125	07 - 12	AB251484	18.14	L	AB251417	13.77	L	----	----	----	----
EC200	99 - 02	AB251070	16.81	L	AB251457	23.59	L	----	----	----	----
EC200	03	AB251070	16.81	L	AB251458	22.39	L	----	----	----	----
EC200	04 - 11	AB251364	24.27	L	AB251458	22.39	L	----	----	----	----
TXT Trials 200	98 - 06	AB251417	13.77	L	AB251417	13.77	L	----	----	----	----
TXT Trials 200	07 - 09	AB251484	18.14	L	AB251417	13.77	L	----	----	----	----
EC250	96 - 02	AB251070	16.81	L	AB251457	23.59	L	----	----	----	----
EC250	03	AB251070	16.81	L	AB251458	22.39	L	----	----	----	----
EC250	04 - 13	AB251364	24.27	L	AB251458	22.39	L	----	----	----	----
EC250 4T	10 - 12	AB251364	24.27	L	AB251458	22.39	L	----	----	----	----
MC250	99 - 02	AB251070	16.81	L	AB251457	23.59	L	----	----	----	----
MC250	03	AB251070	16.81	L	AB251458	22.39	L	----	----	----	----
MC250	04 - 09	AB251364	24.27	L	AB251458	22.39	L	----	----	----	----
PAMPERA 250	02 - 05	AB251135	8.41	L	AB251135	8.41	L	----	----	----	----
SM250	03 - 05	AB251070	16.81	L	AB251458	22.39	L	----	----	----	----
TXT Trials 250	98 - 03	AB251417	13.77	L	AB251417	13.77	L	----	----	----	----
TXT Trials 250	04 - 12	AB251484	18.14	L	AB251417	13.77	L	----	----	----	----
PAMPERA 280	02 - 05	AB251135	8.41	L	AB251135	8.41	L	----	----	----	----
TXT Trials 280	98 - 03	AB251417	13.77	L	AB251417	13.77	L	----	----	----	----
TXT Trials 280	04 - 12	AB251484	18.14	L	AB251417	13.77	L	----	----	----	----
EC300	99 - 02	AB251070	16.81	L	AB251457	23.59	L	----	----	----	----
EC300	03	AB251070	16.81	L	AB251458	22.39	L	----	----	----	----
EC300	04 - 13	AB251364	24.27	L	AB251458	22.39	L	----	----	----	----
TXT Trials 300	98 - 02	AB251417	13.77	L	AB251417	13.77	L	----	----	----	----
TXT Trials 300	04 - 13	AB251484	18.14	L	AB251417	13.77	L	----	----	----	----
EC450FSE	03 - 06	AB251364	24.27	L	AB251458	22.39	L	----	----	----	----
EC450FSR	07 - 09	AB251364	24.27	L	AB251458	22.39	L	----	----	----	----
HALLEY 450 EH	09	AB251079	22.87	L	----	----	----	----	----	----	----
HALLEY 450 SM	09	AB251079	22.87	L	----	----	----	----	----	----	----
MC450FSR	07	AB251364	24.27	L	AB251458	22.39	L	----	----	----	----
PAMPERA 450	07	AB251364	24.27	L	AB251458	22.39	L	----	----	----	----
SM450FSE	04 - 05	AB251364	24.27	L	AB251458	22.39	L	----	----	----	----
SM450FSR	07 - 09	AB251364	24.27	L	AB251458	22.39	L	----	----	----	----
<b>HONDA</b>											
CRF50F	04 - 15	AB251170	10.52	L	AB251167	11.17	L	----	----	----	----
CRM50R (EURO)	92	AB251069	13.74	L	----	----	----	----	----	----	----
CRM50R (EURO)	93 - 96	AB251069	13.74	L	AB251072	14.55	L	----	----	----	----



## WHEEL BEARING KITS CONTINUED

MODEL	YEARS	WHEEL BEARING KIT FRONT			WHEEL BEARING KIT REAR			WHEEL SPACER KIT FRONT			WHEEL SPACER KIT REAR		
<b>HONDA CONTINUED</b>													
MR50	74	----			AB251439	14.64	L	----			----		
MT50 (Euro)	80	AB251072	14.55	L	----			----			----		
MT50S (EURO)	93 - 96	AB251072	14.55	L	AB251072	14.55	L	----			----		
XR50R	00 - 03	AB251170	10.52	L	AB251167	11.17	L	----			----		
Z-50	69 - 78	AB251172	9.49	L	AB251167	11.17	L	----			----		
Z-50R	79 - 93	AB251172	9.49	L	AB251167	11.17	L	----			----		
Z-50R	94 - 99	AB251172	9.49	L	AB251172	9.49	L	----			----		
Z-50RD	86	AB251172	9.49	L	AB251167	11.17	L	----			----		
CR60	83 - 84	AB251027	11.30	L	AB251191	10.18	L	----			----		
CRF70F	04 - 12	AB251027	11.30	L	AB251191	10.18	L	----			----		
CT70 Trail	69 - 94	AB251072	14.55	L	AB251300	12.62	L	----			----		
SL70	71 - 73	AB251072	14.55	L	AB251300	12.62	L	----			----		
XL70	76	AB251072	14.55	L	AB251300	12.62	L	----			----		
XR70R	97 - 03	AB251027	11.30	L	AB251191	10.18	L	----			----		
CRM75R (EURO)	89 - 94	AB251069	13.74	L	AB251072	14.55	L	----			----		
XL75	77 - 79	AB251072	14.55	L	AB251300	12.62	L	----			----		
XR75	73 - 78	AB251072	14.55	L	AB251300	12.62	L	----			----		
CR80	80 - 81	AB251072	14.55	L	AB251072	14.55	L	----			----		
CR80	82	AB251072	14.55	L	AB251191	10.18	L	----			----		
CR80	83 - 84	AB251027	11.30	L	AB251191	10.18	L	----			----		
CR80R	85	AB251027	11.30	L	AB251191	10.18	L	----			----		
CR80R	86	AB251027	11.30	L	AB251160	12.18	L	130001	15.47	L	----		
CR80R	87 - 91	AB251027	11.30	L	AB251160	12.18	L	130001	15.47	L	130010	8.33	L
CR80R	92 - 95	AB251027	11.30	L	AB251160	12.18	L	130001	15.47	L	130011	16.11	L
CR80R	96 - 02	AB251027	11.30	L	AB251160	12.18	L	130001	15.47	L	130012	19.41	L
CR80RB	97 - 02	AB251027	11.30	L	AB251160	12.18	L	130001	15.47	L	130012	19.41	L
CRF80F	04 - 13	AB251027	11.30	L	AB251191	10.18	L	----			----		
XL80S	80 - 85	AB251072	14.55	L	AB251300	12.62	L	----			----		
XR80	79 - 84	AB251072	14.55	L	AB251300	12.62	L	----			----		
XR80R	85 - 03	AB251027	11.30	L	AB251191	10.18	L	----			----		
CR85R/RB	03 - 07	AB251027	11.30	L	AB251160	12.18	L	130001	15.47	L	130012	19.41	L
CT90 Trail	66 - 79	AB251072	14.55	L	AB251304	21.36	L	----			----		
CRF100F	04 - 13	AB251027	11.30	L	AB251191	10.18	L	----			----		
XL100	76 - 80	AB251291	14.66	L	AB251323	15.28	L	----			----		
XL100S	79 - 80	AB251291	14.66	L	AB251323	15.28	L	----			----		
XL100S	81 - 85	AB251291	14.66	L	AB251300	12.62	L	----			----		
XR100	81 - 84	AB251072	14.55	L	AB251300	12.62	L	----			----		
XR100R	85 - 03	AB251027	11.30	L	AB251191	10.18	L	----			----		
CRF110F	13 - 16	AB251027	11.30	L	AB251191	10.18	L	----			----		
CT 110	90 - 97	----			AB251554	15.24	L	----			----		
CT110 Trail	80 - 86	AB251072	14.55	L	AB251300	12.62	L	----			----		
CR125M	74 - 78	AB251072	14.55	L	AB251306	13.86	L	----			----		
CR125R	79 - 81	AB251038	9.90	L	AB251225	12.13	L	----			----		
CR125R	82	AB251119	13.49	L	AB251113	17.52	L	----			----		
CR125R	83	AB251119	13.49	L	AB251115	17.70	L	----			----		
CR125R	84	AB251073	16.70	L	AB251115	17.70	L	----			----		
CR125R	85 - 86	AB251075	15.80	L	AB251115	17.70	L	----			----		
CR125R	87	AB251075	15.80	L	AB251241	17.90	L	----			130018	38.89	L
CR125R	88	AB251075	15.80	L	AB251241	17.90	L	130095	21.18	L	130013	38.04	L
CR125R	89	AB251075	15.80	L	AB251204	16.58	L	130095	21.18	L	130013	38.04	L
CR125R	90 - 91	AB251075	15.80	L	AB251202	19.89	L	130095	21.18	L	130013	38.04	L
CR125R	92 - 94	AB251075	15.80	L	AB251202	19.89	L	130002	24.53	L	130013	38.04	L
CR125R	95	AB251081	22.87	L	AB251202	19.89	L	130003	26.36	L	130014	38.04	L

- accessories
- body
- handlebar & grips
- cables & levers
- exhaust
- engine
- fuel & intake
- electrical & ignition
- clutch
- drive
- bearings**
- brakes
- steering & suspension
- tires
- tools & shop



## WHEEL BEARING KITS CONTINUED

MODEL	YEARS	WHEEL BEARING KIT FRONT			WHEEL BEARING KIT REAR			WHEEL SPACER KIT FRONT		WHEEL SPACER KIT REAR			
<b>HONDA CONTINUED</b>													
CR125R	96 - 99	AB251081	22.87	L	AB251202	19.89	L	130004	34.70	L	130014	38.04	L
CR125R	00 - 01	AB251081	22.87	L	AB251250	24.35	L	130004	34.70	L	130015	28.76	L
CR125R	02 - 07	AB251081	22.87	L	AB251250	24.35	L	130005	24.17	L	130015	28.76	L
CRF125F	14 - 16	AB251027	11.30	L	AB251191	10.18	L	----			----		
MT125 Elsinore	74 - 76	AB251072	14.55	L	AB251323	15.28	L	----			----		
SL125 Moto Sport	71 - 73	AB251072	14.55	L	AB251323	15.28	L	----			----		
TL125	73 - 76	AB251072	14.55	L	AB251323	15.28	L	----			----		
XL125	74 - 85	AB251072	14.55	L	AB251323	15.28	L	----			----		
XLR125 (Euro)	98	AB251069	13.74	L	AB251206	17.71	L	----			----		
XR125L (Euro)	04 - 11	AB251597	20.99	L	AB251206	17.71	L	----			----		
CRF150F	03 - 16	AB251421	14.81	L	AB251422	13.89	L	130006	7.01	L	130016	6.22	L
CRF150R/RB	07 - 16	AB251539	15.07	L	AB251540	18.17	L	----			----		
MR175 Elsinore	76 - 77	AB251072	14.55	L	AB251306	13.86	L	----			----		
SL175	70 - 71	133007	15.74	L	130701	21.11	L	----			----		
XL175	73 - 78	133007	15.74	L	----			----			----		
XL185S	79 - 83	AB251072	14.55	L	AB251323	15.28	L	----			----		
XR185	79	AB251072	14.55	L	AB251323	15.28	L	----			----		
CTX200	02 - 11	AB251120	12.31	L	AB251583	12.99	L	----			----		
TLR200 Reflex	86 - 87	AB251072	14.55	L	AB251191	10.18	L	----			----		
TR200 Fatcat	86 - 87	AB251317	17.31	L	AB251323	15.28	L	----			----		
XL200R	83 - 84	AB251038	9.90	L	AB251214	15.66	L	----			----		
XR200	80 - 84	AB251072	14.55	L	AB251323	15.28	L	----			----		
XR200R	81 - 93	AB251038	9.90	L	AB251214	15.66	L	----			----		
XR200R	94 - 02	AB251038	9.90	L	AB251214	15.66	L	----			130017	17.34	L
CRF230F	03 - 16	AB251421	14.81	L	AB251422	13.89	L	130006	7.01	L	130016	6.22	L
CRF230L	08 - 09	AB251069	13.74	L	AB251206	17.71	L	130008	14.97	L	----		
CRF230M	09	AB251069	13.74	L	AB251206	17.71	L	130008	14.97	L	----		
CR250	73 - 76	AB251319	14.65	L	AB251261	17.48	L	----			----		
CR250R	78 - 80	AB251038	9.90	L	AB251237	16.70	L	----			----		
CR250R	81	AB251119	13.49	L	AB251237	16.70	L	----			----		
CR250R	82	AB251119	13.49	L	AB251113	17.52	L	----			----		
CR250R	83	AB251119	13.49	L	AB251115	17.70	L	----			----		
CR250R	84	AB251073	16.70	L	AB251115	17.70	L	----			----		
CR250R	85 - 86	AB251075	15.80	L	AB251115	17.70	L	----			----		
CR250R	87	AB251075	15.80	L	AB251241	17.90	L	----			130018	38.89	L
CR250R	88	AB251075	15.80	L	AB251241	17.90	L	130095	21.18	L	130013	38.04	L
CR250R	89	AB251075	15.80	L	AB251203	34.09	L	130095	21.18	L	130013	38.04	L
CR250R	90 - 91	AB251075	15.80	L	AB251202	19.89	L	130095	21.18	L	130013	38.04	L
CR250R	92 - 94	AB251075	15.80	L	AB251202	19.89	L	130002	24.53	L	130013		
CR250R	95	AB251081	22.87	L	AB251202	19.89	L	130003	26.36	L	130014	38.04	L
CR250R	96 - 99	AB251081	22.87	L	AB251202	19.89	L	130004	34.70	L	130014	38.04	L
CR250R	00 - 01	AB251081	22.87	L	AB251250	24.35	L	130004	34.70	L	130015	28.76	L
CR250R	02 - 07	AB251081	22.87	L	AB251250	24.35	L	130005	24.17	L	130015	28.76	L
CRF250L	13 - 15	132833	13.33	L	AB251662	19.94	L	----			----		
CRF250R	04 - 16	AB251081	22.87	L	AB251250	24.35	L	130005	24.17	L	130015	28.76	L
CRF250X	04 - 15	AB251521	26.37	L	AB251250	24.35	L	130007	9.78	L	130015	28.76	L
CRM250AR (NOT US MODEL)	96 - 99	AB251076	14.70	L	AB251206	17.71	L	----			----		
MR250	76	AB251147	11.21	L	AB251261	17.48	L	----			----		
MT250	74 - 76	AB251147	11.21	L	AB251261	17.48	L	----			----		
NX250	88 - 90	AB251069	13.74	L	AB251231	15.28	L	----			----		
TL250	75 - 76	AB251291	14.66	L	AB251147	11.21	L	----			----		
XL250	72 - 76	AB251147	11.21	L	AB251261	17.48	L	----			----		





## WHEEL BEARING KITS CONTINUED

MODEL	YEARS	WHEEL BEARING KIT FRONT			WHEEL BEARING KIT REAR			WHEEL SPACER KIT FRONT		WHEEL SPACER KIT REAR	
<b>HONDA CONTINUED</b>											
XL250R	82 - 87	AB251038	9.90	L	AB251231	15.28	L	----			
XL250S	78 - 81	AB251038	9.90	L	AB251214	15.66	L	----			
XR250	79 - 80	AB251038	9.90	L	AB251214	15.66	L	----			
XR250 TOR-NADO (EURO)	01 - 02	AB251069	13.74	L	----			----			
XR250L	91 - 96	AB251069	13.74	L	AB251230	19.18	L	----			
XR250R	81 - 82	AB251120	12.31	L	AB251214	15.66	L	----			
XR250R	84 - 85	AB251069	13.74	L	AB251214	15.66	L	130008	14.97	L	----
XR250R	86 - 95	AB251069	13.74	L	AB251217	15.56	L	130008	14.97	L	----
XR250R	96 - 04	AB251069	13.74	L	AB251206	17.71	L	130008	14.97	L	130020
XRE300 (SA)	10 - 12	AB251069	13.74	L	AB251230	19.18	L	----			
SL350	70	133007	15.74	L	130706	18.17	L	----			
SL350K1	71	133007	15.74	L	130706	18.17	L	----			
SL350K2	72	133007	15.74	L	130706	18.17	L	----			
XL350	74 - 78	AB251147	11.21	L	AB251261	17.48	L	----			
XL350R	84 - 85	AB251069	13.74	L	AB251231	15.28	L	----			
XR350R	83	AB251120	12.31	L	AB251214	15.66	L	----			
XR350R	84	AB251069	13.74	L	AB251214	15.66	L	----			
XR350R	85	AB251069	13.74	L	AB251217	15.56	L	----			
XR400R	96 - 04	AB251076	14.70	L	AB251206	17.71	L	130009	11.35	L	130020 29.36 L
CR450R	81	AB251119	13.49	L	AB251237	16.70	L	----			
CRF450R	02 - 16	AB251081	22.87	L	AB251250	24.35	L	130005	24.17	L	130015 28.76 L
CRF450X	05 - 15	AB251521	26.37	L	AB251250	24.35	L	130007	9.78	L	130015 28.76 L
CR480R	82	AB251119	13.49	L	AB251113	17.52	L	----			
CR480R	83	AB251119	13.49	L	AB251115	17.70	L	----			
CR500R	84	AB251073	16.70	L	AB251115	17.70	L	----			
CR500R	85 - 86	AB251075	15.80	L	AB251115	17.70	L	----			
CR500R	87	AB251075	15.80	L	AB251241	17.90	L	----			130018 38.89 L
CR500R	88	AB251075	15.80	L	AB251241	17.90	L	130095	21.18	L	130013 38.04 L
CR500R	89	AB251075	15.80	L	AB251203	34.09	L	130095	21.18	L	130013 38.04 L
CR500R	90 - 91	AB251075	15.80	L	AB251202	19.89	L	130095	21.18	L	130013 38.04 L
CR500R	92 - 94	AB251075	15.80	L	AB251202	19.89	L	130002	24.53	L	130013 38.04 L
CR500R	95	AB251081	22.87	L	AB251202	19.89	L	130003	26.36	L	130013 38.04 L
CR500R	96 - 01	AB251081	22.87	L	AB251202	19.89	L	130004	34.70	L	130013 38.04 L
NX500 (EURO)	93 - 99	AB251069	13.74	L	AB251230	19.18	L	----			
XL500R	82	AB251120	12.31	L	AB251231	15.28	L	----			
XL500S	79 - 81	AB251038	9.90	L	AB251214	15.66	L	----			
XR500	79 - 80	AB251038	9.90	L	AB251214	15.66	L	----			
XR500R	81 - 82	AB251120	12.31	L	AB251214	15.66	L	----			
XR500R	83 - 84	AB251069	13.74	L	AB251214	15.66	L	----			
XL600R	83 - 87	AB251069	13.74	L	AB251231	15.28	L	----			
XR600R	85 - 92	AB251069	13.74	L	AB251217	15.56	L	----			
XR600R	93 - 00	AB251076	14.70	L	AB251217	15.56	L	----			
FMX650 (Euro)	05 - 06	AB251596	14.51	L	AB251230	19.18	L	----			
FX650 (Euro)	99 - 00	AB251069	13.74	L	AB251230	19.18	L	----			
XR650L	93 - 15	AB251076	14.70	L	AB251214	15.66	L	----			130021 36.58 L
XR650R	00 - 07	AB251076	14.70	L	AB251113	17.52	L	130009	11.35	L	130022 32.10 L
<b>HUSABERG</b>											
FE250	13 - 14	AB251402	24.32		AB251273	20.57	L	130087	26.23	L	130084 24.97 L
TE250	11 - 14	AB251402	24.32		AB251273	20.57	L	130087	26.23	L	130084 24.97 L
TE300	11 - 14	AB251402	24.32		AB251273	20.57	L	130087	26.23	L	130084 24.97 L
FE350	13 - 14	AB251402	24.32		AB251273	20.57	L	130087	26.23	L	130084 24.97 L

- accessories
- body
- handlebar & grips
- cables & levers
- exhaust
- engine
- fuel & intake
- electrical & ignition
- clutch
- drive
- bearings**
- brakes
- steering & suspension
- tires
- tools & shop



## WHEEL BEARING KITS CONTINUED

MODEL	YEARS	WHEEL BEARING KIT FRONT			WHEEL BEARING KIT REAR			WHEEL SPACER KIT FRONT		WHEEL SPACER KIT REAR			
<b>HUSABERG CONTINUED</b>													
390FE	10 - 11	AB251402	24.32	L	AB251273	20.57	L	130087	26.23	L	130084	24.97	L
450FC	04 - 05	AB251402	24.32	L	AB251273	20.57	L	130087	26.23	L	130084	24.97	L
450FE	04 - 11	AB251402	24.32	L	AB251273	20.57	L	130087	26.23	L	130084	24.97	L
450FS	04	AB251402	24.32	L	AB251283	62.02	L	130087	26.23	L	----		
450FS-C	05 - 06	AB251402	24.32	L	AB251273	20.57	L	130087	26.23	L	130084	24.97	L
450FS-E	05	AB251402	24.32	L	AB251283	62.02	L	130087	26.23	L	----		
450FS-E	06 - 08	AB251402	24.32	L	AB251106	28.92	L	130087	26.23	L	----		
450FX	10 - 11	AB251402	24.32	L	AB251273	20.57	L	130087	26.23	L	130084	24.97	L
FE450	14	AB251402	24.32	L	AB251273	20.57	L	130087	26.23	L	130084	24.97	L
FE501	13 - 14	AB251402	24.32	L	AB251273	20.57	L	130087	26.23	L	130084	24.97	L
550FE	07 - 08	AB251402	24.32	L	AB251273	20.57	L	130087	26.23	L	130084	24.97	L
550FS-E	07	AB251402	24.32	L	AB251106	28.92	L	130087	26.23	L	----		
570FE	09 - 11	AB251402	24.32	L	AB251273	20.57	L	130087	26.23	L	130084	24.97	L
570FS	10 - 11	AB251402	24.32	L	AB251273	20.57	L	130087	26.23	L	130084	24.97	L
650FC	04 - 05	AB251402	24.32	L	AB251273	20.57	L	130087	26.23	L	130084	24.97	L
650FE	04 - 08	AB251402	24.32	L	AB251273	20.57	L	130087	26.23	L	130084	24.97	L
650FS	04	AB251402	24.32	L	AB251283	62.02	L	130087	26.23	L	----		
650FS	08	AB251402	24.32	L	AB251273	20.57	L	130087	26.23	L	130084	24.97	L
650FS-C	05 - 06	AB251402	24.32	L	AB251273	20.57	L	130087	26.23	L	130084	24.97	L
650FS-E	05	AB251402	24.32	L	AB251283	62.02	L	130087	26.23	L	----		
650FS-E	06 - 07	AB251402	24.32	L	AB251106	28.92	L	130087	26.23	L	----		
<b>HUSQVARNA</b>													
CR65	12	AB251135	8.41		AB251348	13.89	L	----			----		
TC 85	14 - 15	AB251406	24.32		AB251273	20.57	L	133951	32.50	L	130084	24.97	L
CR125	93	----			132296	33.64	L	----			----		
CR125	96 - 98	AB251417	13.77		AB251419	33.42	L	----			----		
CR125	99	AB251417	13.77		AB251418	32.53	L	----			----		
CR125	00	AB251426	18.49		AB251420	26.26	L	----			----		
CR125	01 - 13	AB251415	24.27		AB251420	26.26	L	----			----		
SM125	98	AB251417	13.77		AB251419	33.42	L	----			----		
TC 125	14	AB251402	24.32		AB251273	20.57	L	130087	26.23	L	130084	24.97	L
TC 125	15	AB251402	24.32		AB251273	20.57	L	133010	25.97	L	130084	24.97	L
TE 125	15	AB251402	24.32		AB251273	20.57	L	130087	26.23	L	130084	24.97	L
WMX 125	90	AB251147	11.21		AB251550	42.97	L	----			----		
WR125	96 - 98	AB251417	13.77		AB251419	33.42	L	----			----		
WR125	99	AB251417	13.77		AB251418	32.53	L	----			----		
WR125	00	AB251413	18.49		AB251420	26.26	L	----			----		
WR125	01	AB251427	18.49		AB251420	26.26	L	----			----		
WR125	02 - 13	AB251415	24.27		AB251420	26.26	L	----			----		
WRE125	95	AB251147	11.21		132296	33.64	L	----			----		
WXC-WXE 125	92 - 94	AB251147	11.21		132296	33.64	L	----			----		
WXC-WXE 125	95	AB251417	13.77		132296	33.64	L	----			----		
WXE125	90	AB251147	11.21		----			----			----		
WXE-WMX 125	91	AB251147	11.21		132296	33.64	L	----			----		
CR250	93 - 95	----			132296	33.64	L	----			----		
CR250	96 - 98	AB251417	13.77		AB251419	33.42	L	----			----		
CR250	99	AB251417	13.77		AB251418	32.53	L	----			----		
CR250	00	AB251426	18.49		AB251420	26.26	L	----			----		
CR250	01 - 04	AB251415	24.27		AB251420	26.26	L	----			----		
FC 250	14	AB251402	24.32		AB251273	20.57	L	130087	26.23	L	130084	24.97	L
FC 250	15	AB251402	24.32		AB251273	20.57	L	133010	25.97	L	130084	24.97	L
FE 250	14 - 15	AB251402	24.32		AB251273	20.57	L	130087	26.23	L	130084	24.97	L



## WHEEL BEARING KITS CONTINUED

MODEL	YEARS	WHEEL BEARING KIT FRONT			WHEEL BEARING KIT REAR			WHEEL SPACER KIT FRONT			WHEEL SPACER KIT REAR		
<b>HUSQVARNA CONTINUED</b>													
TC 250	14	AB251402	24.32	L	AB251273	20.57	L	130087	26.23	L	130084	24.97	L
TC 250	15	AB251402	24.32	L	AB251273	20.57	L	133010	25.97	L	130084	24.97	L
TC250	03 - 11	AB251415	24.27	L	AB251420	26.26	L	----			----		
TC250	12 - 13	132834	26.99	L	AB251420	26.26	L	----			----		
TE 250	14 - 15	AB251402	24.32	L	AB251273	20.57	L	130087	26.23	L	130084	24.97	L
TE250	03 - 11	AB251415	24.27	L	AB251420	26.26	L	----			----		
TE250	12 - 13	132834	26.99	L	AB251420	26.26	L	----			----		
TXC250	08 - 11	AB251415	24.27	L	AB251420	26.26	L	----			----		
TXC250	12 - 13	132834	26.99	L	AB251420	26.26	L	----			----		
WMX250	90	AB251147	11.21	L	AB251550	42.97	L	----			----		
WR250	96 - 98	AB251417	13.77	L	AB251419	33.42	L	----			----		
WR250	99	AB251417	13.77	L	AB251418	32.53	L	----			----		
WR250	00	AB251413	18.49	L	AB251420	26.26	L	----			----		
WR250	01	AB251427	18.49	L	AB251420	26.26	L	----			----		
WR250	02	AB251414	26.70	L	AB251420	26.26	L	----			----		
WR250	03 - 13	AB251415	24.27	L	AB251420	26.26	L	----			----		
WXC-WXE 250	92 - 94	AB251147	11.21	L	132296	33.64	L	----			----		
WXC-WXE 250	95	AB251417	13.77	L	132296	33.64	L	----			----		
WXE250	90	AB251147	11.21	L	----			----			----		
WXE-WMX 250	91	AB251147	11.21	L	132296	33.64	L	----			----		
WXE260	91	AB251147	11.21	L	132296	33.64	L	----			----		
TE 300	14 - 15	AB251402	24.32	L	AB251273	20.57	L	130087	26.23	L	130084	24.97	L
WR300	08 - 13	AB251415	24.27	L	AB251420	26.26	L	----			----		
TE310	09 - 11	AB251415	24.27	L	AB251420	26.26	L	----			----		
TE310	12 - 13	132834	26.99	L	AB251420	26.26	L	----			----		
TXC310	12 - 13	132834	26.99	L	AB251420	26.26	L	----			----		
FC 350	14	AB251402	24.32	L	AB251273	20.57	L	130087	26.23	L	130084	24.97	L
FC 350	15	AB251402	24.32	L	AB251273	20.57	L	133010	25.97	L	130084	24.97	L
FE 350	14 - 15	AB251402	24.32	L	AB251273	20.57	L	130087	26.23	L	130084	24.97	L
FE 350S	15	AB251402	24.32	L	AB251273	20.57	L	130087	26.23	L	130084	24.97	L
TE350	95	AB251417	13.77	L	132296	33.64	L	----			----		
WXC-WXE 350	92 - 94	AB251147	11.21	L	132296	33.64	L	----			----		
WXE350	91	AB251147	11.21	L	132296	33.64	L	----			----		
CR360	93	----			132296	33.64	L	----			----		
WR360	96 - 98	AB251417	13.77	L	AB251419	33.42	L	----			----		
WR360	99	AB251417	13.77	L	AB251418	32.53	L	----			----		
WR360	00	AB251413	18.49	L	AB251420	26.26	L	----			----		
WR360	01	AB251427	18.49	L	AB251420	26.26	L	----			----		
WR360	02	AB251414	26.70	L	AB251420	26.26	L	----			----		
WXC-WXE 360	92 - 94	AB251147	11.21	L	132296	33.64	L	----			----		
WXC-WXE 360	95	AB251417	13.77	L	132296	33.64	L	----			----		
SM400R	04	AB251417	13.77	L	AB251420	26.26	L	----			----		
TE400	01	AB251413	18.49	L	AB251420	26.26	L	----			----		
TE410	96 - 98	AB251417	13.77	L	AB251419	33.42	L	----			----		
TE410	99	AB251417	13.77	L	AB251418	32.53	L	----			----		
TE410	00 - 01	AB251413	18.49	L	AB251420	26.26	L	----			----		
FC 450	14	AB251402	24.32	L	AB251273	20.57	L	130087	26.23	L	130084	24.97	L
FC 450	15	AB251402	24.32	L	AB251273	20.57	L	133010	25.97	L	131102	23.44	L
FE 450	14	AB251402	24.32	L	AB251273	20.57	L	130087	26.23	L	130084	24.97	L
SM450	10	AB251415	24.27	L	AB251420	26.26	L	----			----		
SM450R	03 - 04	AB251427	18.49	L	AB251420	26.26	L	----			----		
SM450R	05 - 09	AB251415	24.27	L	AB251420	26.26	L	----			----		
TC450	03 - 10	AB251415	24.27	L	AB251420	26.26	L	----			----		

- accessories
- body
- handlebar & grips
- cables & levers
- exhaust
- engine
- fuel & intake
- electrical & ignition
- clutch
- drive
- bearings**
- brakes
- steering & suspension
- tires
- tools & shop



## WHEEL BEARING KITS CONTINUED

MODEL	YEARS	WHEEL BEARING KIT FRONT			WHEEL BEARING KIT REAR			WHEEL SPACER KIT FRONT		WHEEL SPACER KIT REAR	
<b>HUSQVARNA CONTINUED</b>											
TE TC TXC 449	11 - 13	132834	26.99	L	AB251420	26.26	L	----		----	
TE450	03 - 10	AB251415	24.27	L	AB251420	26.26	L	----		----	
TXC450	08 - 10	AB251415	24.27	L	AB251420	26.26	L	----		----	
FE 501	14 - 15	AB251402	24.32	L	AB251273	20.57	L	130087	26.23	L	130084 24.97 L
FE 501S	15	AB251402	24.32	L	AB251273	20.57	L	130087	26.23	L	130084 24.97 L
SM510	10	AB251415	24.27	L	AB251420	26.26	L	----		----	
SM510R	05 - 09	AB251415	24.27	L	AB251420	26.26	L	----		----	
TC510	90	AB251147	11.21	L	132296	33.64	L	----		----	
TC510	05 - 09	AB251415	24.27	L	AB251420	26.26	L	----		----	
TE510	90	AB251147	11.21	L	132296	33.64	L	----		----	
TE510	04 - 10	AB251415	24.27	L	AB251420	26.26	L	----		----	
TXC510	08 - 10	AB251415	24.27	L	AB251420	26.26	L	----		----	
TE TXC 511	12 - 13	132834	26.99	L	AB251420	26.26	L	----		----	
SM530R	09	AB251415	24.27	L	AB251420	26.26	L	----		----	
SMR570	01	AB251413	18.49	L	AB251420	26.26	L	----		----	
SMR570	02 - 03	AB251417	13.77	L	AB251420	26.26	L	----		----	
SMR570	04	----			AB251420	26.26	L	----		----	
TC570	01 - 02	AB251415	24.27	L	AB251420	26.26	L	----		----	
TE570	01	AB251413	18.49	L	AB251420	26.26	L	----		----	
TE570	02	AB251414	26.70	L	AB251420	26.26	L	----		----	
TE570	03	AB251417	13.77	L	AB251420	26.26	L	----		----	
TE570	04	----			AB251420	26.26	L	----		----	
SM610	01	AB251413	18.49	L	AB251420	26.26	L	----		----	
SM610	06 - 08	AB251415	24.27	L	AB251420	26.26	L	----		----	
SM-E610	98	AB251417	13.77	L	AB251419	33.42	L	----		----	
SM-E610	99	AB251417	13.77	L	AB251418	32.53	L	----		----	
SM-E610	00 - 01	AB251413	18.49	L	AB251535	56.30	L	----		----	
SMR610	00 - 01	AB251413	18.49	L	AB251420	26.26	L	----		----	
TC610	96 - 98	AB251417	13.77	L	AB251419	33.42	L	----		----	
TC610	99	AB251417	13.77	L	AB251418	32.53	L	----		----	
TC610	00	AB251413	18.49	L	AB251420	26.26	L	----		----	
TC610	01	AB251415	24.27	L	AB251420	26.26	L	----		----	
TE610	96 - 98	AB251417	13.77	L	AB251419	33.42	L	----		----	
TE610	99	AB251417	13.77	L	AB251418	32.53	L	----		----	
TE610	00	AB251413	18.49	L	AB251420	26.26	L	----		----	
TE610	01	AB251416	16.20	L	AB251420	26.26	L	----		----	
TE610	02 - 03	AB251417	13.77	L	AB251535	56.30	L	----		----	
TE610	06 - 08	AB251415	24.27	L	AB251420	26.26	L	----		----	
TE-E610	99	AB251417	13.77	L	AB251535	56.30	L	----		----	
TE-E610	00	AB251413	18.49	L	AB251535	56.30	L	----		----	
TE-E610	01	AB251417	13.77	L	AB251535	56.30	L	----		----	
WXC-WXE 610	93	AB251147	11.21	L	132296	33.64	L	----		----	
WXC-WXE 610	94 - 95	AB251417	13.77		132296	33.64	L	----		----	
WXE-WMX 610	91	AB251147	11.21	L	132296	33.64	L	----		----	
SMS630	10 - 11	AB251415	24.27	L	AB251420	26.26	L	----		----	
TE630	10 - 11	AB251415	24.27	L	AB251420	26.26	L	----		----	
<b>KAWASAKI</b>											
KDX50	03 - 06	AB251040	10.19	L	AB251040	10.19	L	----		----	
KX60	83 - 03	AB251165	11.62	L	AB251181	13.92	L	130023	8.80	L	130032 7.41 L
KX65	00 - 15	AB251181	13.92	L	AB251181	13.92	L	130024	13.86	L	130033 13.61 L
KV75	71 - 80	AB251167	11.17	L	AB251167	11.17	L	----		----	
KD80	75 - 87	AB251164	19.93	L	AB251292	14.90	L	----		----	



## WHEEL BEARING KITS CONTINUED

MODEL	YEARS	WHEEL BEARING KIT FRONT			WHEEL BEARING KIT REAR			WHEEL SPACER KIT FRONT		WHEEL SPACER KIT REAR	
<b>KAWASAKI CONTINUED</b>											
KD80	88 - 90	AB251167	11.17	L	AB251167	11.17	L	----	----		
KDX80	80 - 83	AB251165	11.62	L	AB251176	16.39	L	----	----		
KDX80	84 - 88	AB251165	11.62	L	AB251181	13.92	L	----	----		
KX80	79 - 82	AB251165	11.62	L	AB251176	16.39	L	----	----		
KX80	83	AB251165	11.62	L	AB251181	13.92	L	----	----		
KX80	84	AB251166	11.35	L	AB251181	13.92	L	----	----	130034	30.17 L
KX80	85	AB251166	11.35	L	AB251181	13.92	L	----	----		
KX80	86 - 87	AB251177	8.70	L	AB251179	15.31	L	----	----		
KX80	88	AB251177	8.70	L	AB251171	13.89	L	----	----		
KX80	89 - 97	AB251177	8.70	L	AB251171	13.89	L	----	----	130035	33.46 L
KX80	98 - 00	AB251181	13.92	L	AB251033	11.73	L	130025	22.93 L	130036	23.46 L
KX80 Big Wheel	92 - 94	AB251177	8.70	L	AB251171	13.89	L	----	----	130035	33.46 L
KX85	01 - 15	AB251181	13.92	L	AB251033	11.73	L	130025	22.93 L	130036	23.46 L
KD100	76 - 79	AB251164	19.93	L	AB251292	14.90	L	----	----		
KE100	76 - 01	AB251164	19.93	L	AB251176	16.39	L	----	----		
KM100	76 - 81	AB251164	19.93	L	AB251292	14.90	L	----	----		
KX100	95 - 96	AB251177	8.70	L	AB251171	13.89	L	----	----	130035	33.46 L
KX100	97	AB251177	8.70	L	AB251171	13.89	L	130025	22.93 L	130036	23.46 L
KX100	98 - 15	AB251181	13.92	L	AB251033	11.73	L	130025	22.93 L	130036	23.46 L
KLX110	02 - 16	AB251165	11.62	L	AB251400	16.99	L	130023	8.80 L	130037	6.36 L
KLX110L	10 - 16	AB251165	11.62	L	AB251400	16.99	L	130023	8.80 L	130037	6.36 L
KD125	75 - 79	AB251178	16.14	L	AB251082	19.81	L	----	----		
KE125	76 - 84	AB251183	12.10	L	AB251082	19.81	L	----	----		
KLX125	03 - 06	AB251166	11.35	L	AB251517	14.99	L	130026	8.85 L	130038	8.98 L
KLX125L	03 - 06	AB251439	14.64	L	AB251517	14.99	L	----	----	130038	8.98 L
KX125	74 - 76	AB251183	12.10	L	AB251082	19.81	L	----	----		
KX125	78 - 79	AB251177	8.70	L	AB251345	11.56	L	----	----		
KX125	80 - 81	AB251177	8.70	L	AB251055	19.04	L	----	----		
KX125	82	AB251194	13.67	L	AB251345	11.56	L	----	----		
KX125	83 - 84	AB251194	13.67	L	AB251162	23.27	L	----	----		
KX125	85	AB251093	17.00	L	AB251192	28.52	L	----	----		
KX125	86 - 88	AB251093	17.00	L	AB251223	17.99	L	----	----		
KX125	89	AB251093	17.00	L	AB251223	17.99	L	----	----	130039	33.27 L
KX125	90 - 92	AB251093	17.00	L	AB251223	17.99	L	130094	14.53 L	130040	33.27 L
KX125	93 - 96	AB251079	22.87	L	AB251223	17.99	L	130027	14.01 L	130040	33.27 L
KX125	97 - 98	AB251079	22.87	L	AB251224	19.02	L	130027	14.01 L	130041	32.54 L
KX125	99 - 02	AB251079	22.87	L	AB251224	19.02	L	130028	20.47 L	130041	32.54 L
KX125	03	AB251079	22.87	L	AB251406	24.32	L	130028	20.47 L	130042	31.95 L
KX125	04 - 05	AB251079	22.87	L	AB251406	24.32	L	130029	13.61 L	130042	31.95 L
KLX140	08 - 16	AB251181	13.92	L	AB251033	11.73	L	----	----		
KLX140L	08 - 16	AB251181	13.92	L	AB251033	11.73	L	----	----		
KD175	76 - 79	AB251178	16.14	L	AB251082	19.81	L	----	----		
KDX175	80 - 82	AB251184	14.13	L	AB251055	19.04	L	----	----		
KE175	80 - 83	AB251302	20.12	L	AB251085	17.47	L	----	----		
KDX200	83 - 85	AB251143	7.49	L	AB251162	23.27	L	----	----		
KDX200	86	AB251444	9.60	L	AB251192	28.52	L	----	----		
KDX200	87 - 88	AB251444	9.60	L	AB251192	28.52	L	130030	12.23 L	----	
KDX200	89 - 06	AB251444	9.60	L	AB251223	17.99	L	130030	12.23 L	130039	33.27 L
KDX220	97 - 05	AB251444	9.60	L	AB251223	17.99	L	130030	12.23 L	130039	33.27 L
KDX250	80 - 82	AB251147	11.21	L	AB251346	14.26	L	----	----		
KDX250	83 - 84	AB251143	7.49	L	AB251345	11.56	L	----	----		
KDX250	91 - 94	AB251444	9.60	L	AB251223	17.99	L	130030	12.23 L	130039	33.27 L
KE250	77 - 79	AB251147	11.21	L	AB251280	26.18	L	----	----		

- accessories
- body
- handlebar & grips
- cables & levers
- exhaust
- engine
- fuel & intake
- electrical & ignition
- clutch
- drive
- bearings**
- brakes
- steering & suspension
- tires
- tools & shop



## WHEEL BEARING KITS CONTINUED

MODEL	YEARS	WHEEL BEARING KIT FRONT			WHEEL BEARING KIT REAR			WHEEL SPACER KIT FRONT		WHEEL SPACER KIT REAR	
<b>KAWASAKI CONTINUED</b>											
KL250 Super Sherpa	00 - 10	AB251143	7.49	L	AB251529	22.03	L	----	----		
KLR250	85 - 05	AB251195	16.64	L	AB251055	19.04	L	----	----		
KLX250	79 - 80	AB251177	8.70	L	AB251053	9.79	L	----	----		
KLX250R	94 - 96	AB251444	9.60	L	AB251223	17.99	L	130030	12.23	L	130039 33.27 L
KLX250S	06 - 07	AB251444	9.60	L	AB251223	17.99	L	130030	12.23	L	130043 38.89 L
KLX250S	09 - 14	AB251444	9.60	L	AB251223	17.99	L	----	130043 38.89 L		
KLX250SF	09 - 10	AB251444	9.60	L	AB251223	17.99	L	----	130043 38.89 L		
KX250	74 - 75	AB251173	10.99	L	AB251197	9.46	L	----	----		
KX250	76	AB251311	18.46	L	AB251280	26.18	L	----	----		
KX250	78 - 81	AB251147	11.21	L	AB251065	15.40	L	----	----		
KX250	82 - 83	AB251142	7.57	L	AB251345	11.56	L	----	----		
KX250	84	AB251194	13.67	L	AB251345	11.56	L	----	----		
KX250	85	AB251093	17.00	L	AB251193	32.34	L	----	----		
KX250	86 - 88	AB251093	17.00	L	AB251223	17.99	L	----	----		
KX250	89	AB251093	17.00	L	AB251223	17.99	L	----	130039 33.27 L		
KX250	90 - 92	AB251093	17.00	L	AB251223	17.99	L	130094	14.53	L	130040 33.27 L
KX250	93 - 96	AB251079	22.87	L	AB251223	17.99	L	130027	14.01	L	130040 33.27 L
KX250	97 - 98	AB251079	22.87	L	AB251224	19.02	L	130027	14.01	L	130041 32.54 L
KX250	99 - 02	AB251079	22.87	L	AB251224	19.02	L	130028	20.47	L	130041 32.54 L
KX250	03	AB251079	22.87	L	AB251406	24.32	L	130028	20.47	L	130042 31.95 L
KX250	04 - 05	AB251079	22.87	L	AB251406	24.32	L	130029	13.61	L	130042 31.95 L
KX250	06 - 07	AB251079	22.87	L	AB251406	24.32	L	130031	29.65	L	130042 31.95 L
KX250F	04 - 05	AB251079	22.87	L	AB251406	24.32	L	130029	13.61	L	130042 31.95 L
KX250F	06 - 16	AB251079	22.87	L	AB251406	24.32	L	130031	29.65	L	130042 31.95 L
KLX300(R)	97 - 07	AB251444	9.60	L	AB251223	17.99	L	130030	12.23	L	130043 38.89 L
KDX400	79 - 80	AB251147	11.21	L	AB251346	14.26	L	----	----		
KLX400R	03 - 04	AB251079	22.87	L	AB251117	23.45	L	----	----		
KLX400SR	03 - 04	AB251079	22.87	L	AB251117	23.45	L	----	----		
KX400	75 - 76	AB251311	18.46	L	AB251280	26.18	L	----	----		
KDX420	81	AB251147	11.21	L	AB251346	14.26	L	----	----		
KX420	80 - 81	AB251147	11.21	L	AB251346	14.26	L	----	----		
KDX450	82	AB251147	11.21	L	AB251346	14.26	L	----	----		
KLX450R	08 - 09	AB251079	22.87	L	AB251406	24.32	L	130096	14.38	L	130042 31.95 L
KX450F	06 - 16	AB251079	22.87	L	AB251406	24.32	L	130031	29.65	L	130042 31.95 L
KX500	83 - 84	AB251194	13.67	L	AB251345	11.56	L	----	----		
KX500	85	AB251093	17.00	L	AB251193	32.34	L	----	----		
KX500	86 - 88	AB251093	17.00	L	AB251223	17.99	L	----	----		
KX500	89	AB251093	17.00	L	AB251223	17.99	L	----	130039 33.27 L		
KX500	90 - 93	AB251093	17.00	L	AB251223	17.99	L	130094	14.53	L	130040 33.27 L
KX500	94 - 96	AB251079	22.87	L	AB251224	19.02	L	130027	14.01	L	130040 33.27 L
KX500	97 - 04	AB251079	22.87	L	AB251224	19.02	L	130027	14.01	L	130041 32.54 L
KL600	84 - 86	AB251142	7.57	L	AB251055	19.04	L	----	----		
KL650 A (KLR)	87 - 07	AB251195	16.64	L	AB251056	13.86	L	----	----		
KL650 B (KLR)	90 - 91	AB251142	7.57	L	AB251056	13.86	L	----	----		
KL650 E (KLR)	08 - 15	AB251195	16.64	L	AB251056	13.86	L	----	----		
KLX650 C	93 - 96	AB251444	9.60	L	AB251099	31.91	L	130030	12.23	L	----
KLX650D1	96	AB251444	9.60	L	AB251223	17.99	L	130030	12.23	L	130043 38.89 L
KLX650R	93 - 95	AB251444	9.60	L	AB251223	17.99	L	130030	12.23	L	130039 33.27 L
KLX650R	96	AB251444	9.60	L	AB251223	17.99	L	130030	12.23	L	130043 38.89 L
<b>KTM</b>											
50 SX	06 - 11	AB251143	7.49		AB251143	7.49	L	----	----		



## WHEEL BEARING KITS CONTINUED

MODEL	YEARS	WHEEL BEARING KIT FRONT			WHEEL BEARING KIT REAR			WHEEL SPACER KIT FRONT			WHEEL SPACER KIT REAR		
<b>KTM CONTINUED</b>													
50 SX	12 - 14	AB251135	8.41	L	AB251143	7.49	L	----					
50 SX	15 - 16	AB251135	8.41	L	133950	14.99	L	----					
50 SXS	11 - 12	AB251143	7.49	L	AB251143	7.49	L	----					
50 SXS	13 - 14	AB251135	8.41	L	AB251143	7.49	L	----					
JR ADV 50	01 - 03	AB251009	13.31	L	AB251009	13.31	L	----					
MINI ADV 50	97 - 07	AB251009	13.31	L	AB251009	13.31	L	----					
SM 50	06	AB251143	7.49	L	AB251143	7.49	L	----					
SR ADV 50	02 - 03	AB251009	13.31	L	AB251009	13.31	L	----					
SR ADV 50	04 - 07	AB251143	7.49	L	AB251009	13.31	L	----					
SX 50 Mini	08	AB251143	7.49	L	AB251009	13.31	L	----					
SX 50 Mini	09 - 11	AB251143	7.49	L	AB251143	7.49	L	----					
SX 50 Mini	12 - 14	AB251135	8.41	L	AB251143	7.49	L	----					
SX 50 Mini	15 - 16	AB251135	8.41	L	133950	14.99	L	----					
SX PRO JR 50	98 - 01	AB251009	13.31	L	AB251009	13.31	L	----					
SX PRO JR 50	02 - 08	AB251143	7.49	L	AB251009	13.31	L	----					
SX PRO JR 50	09	AB251143	7.49	L	AB251143	7.49	L	----					
SX PRO SR 50	98 - 99	AB251009	13.31	L	AB251009	13.31	L	----					
SX PRO SR 50	02 - 03	AB251143	7.49	L	AB251009	13.31	L	----					
SX PRO SR 50	04 - 05	AB251143	7.49	L	AB251143	7.49	L	----					
SX SR 50	00	AB251009	13.31	L	AB251009	13.31	L	----					
SXR PRO JR 50	97	AB251009	13.31	L	AB251009	13.31	L	----					
SXR PRO SR 50	97	AB251009	13.31	L	AB251009	13.31	L	----					
SX 60	98 - 00	AB251135	8.41	L	AB251348	13.89	L	----					
SX 65	98 - 99	AB251135	8.41	L	AB251348	13.89	L	----					
SX 65	00 - 16	AB251135	8.41	L	AB251345	11.56	L	----					
SXS 65	13 - 14	AB251135	8.41	L	AB251345	11.56	L	----					
XC 65	08 - 09	AB251135	8.41	L	AB251345	11.56	L	----					
SX 85	03 - 11	AB251063	14.70	L	AB251273	20.57	L	130083	12.78	L	130084	24.97	L
SX 85	12 - 16	AB251406	24.32	L	AB251273	20.57	L	133951	32.50	L	130084	24.97	L
SXS 85	13 - 14	AB251406	24.32	L	AB251273	20.57	L	133951	32.50	L	130084	24.97	L
XC 85	08 - 09	AB251063	14.70	L	AB251273	20.57	L	130083	12.78	L	130084	24.97	L
SX 105	06 - 11	AB251063	14.70	L	AB251273	20.57	L	130083	12.78	L	130084	24.97	L
XC 105	08 - 09	AB251063	14.70	L	AB251273	20.57	L	130083	12.78	L	130084	24.97	L
EGS 125	93 - 99	AB251061	15.84	L	AB251273	20.57	L	130085	7.92	L	130084	24.97	L
EXC 125	93 - 99	AB251061	15.84	L	AB251273	20.57	L	130085	7.92	L	130084	24.97	L
EXC 125	00 - 02	AB251080	25.49	L	AB251273	20.57	L	130088	7.48	L	130084	24.97	L
EXC 125	03 - 09	AB251402	24.32	L	AB251273	20.57	L	130087	26.23	L	130084	24.97	L
EXE 125	00 - 01	AB251080	25.49	L	AB251273	20.57	L	130088	7.48	L	130084	24.97	L
SX 125	93	AB251063	14.70	L	AB251273	20.57	L	----			130084	24.97	L
SX 125	94 - 99	AB251063	14.70	L	AB251273	20.57	L	130086	15.12	L	130084	24.97	L
SX 125	00 - 02	AB251081	22.87	L	AB251273	20.57	L	130089	14.50	L	130084	24.97	L
SX 125	03 - 12	AB251402	24.32	L	AB251273	20.57	L	130087	26.23	L	130084	24.97	L
SX 125	13 - 14	AB251402	24.32	L	AB251273	20.57	L	130087	26.23	L	131102	23.44	L
SX 125	15 - 16	AB251402	24.32	L	AB251273	20.57	L	133010	25.97	L	131102	23.44	L
SXS 125	04	AB251402	24.32	L	AB251273	20.57	L	130087	26.23	L	130084	24.97	L
SX 144	07 - 08	AB251402	24.32	L	AB251273	20.57	L	130087	26.23	L	130084	24.97	L
SX 150	09 - 12	AB251402	24.32	L	AB251273	20.57	L	130087	26.23	L	130084	24.97	L
SX 150	13 - 14	AB251402	24.32	L	AB251273	20.57	L	130087	26.23	L	131102	23.44	L
SX 150	15 - 16	AB251402	24.32	L	AB251273	20.57	L	133010	25.97	L	131102	23.44	L
XC 150	10 - 12	AB251402	24.32	L	AB251273	20.57	L	130087	26.23	L	130084	24.97	L
XC 150	13 - 14	AB251402	24.32	L	AB251273	20.57	L	130087	26.23	L	131102	23.44	L
EGS 200	98 - 99	AB251061	15.84	L	AB251273	20.57	L	130085	7.92	L	130084	24.97	L
EXC 200	98 - 99	AB251061	15.84	L	AB251273	20.57	L	130085	7.92	L	130084	24.97	L

- accessories
- body
- handlebar & grips
- cables & levers
- exhaust
- engine
- fuel & intake
- electrical & ignition
- clutch
- drive
- bearings**
- brakes
- steering & suspension
- tires
- tools & shop



## WHEEL BEARING KITS CONTINUED

MODEL	YEARS	WHEEL BEARING KIT FRONT			WHEEL BEARING KIT REAR			WHEEL SPACER KIT FRONT		WHEEL SPACER KIT REAR			
<b>KTM CONTINUED</b>													
EXC 200	00 - 02	AB251080	25.49	L	AB251273	20.57	L	130088	7.48	L	130084	24.97	L
EXC 200	03 - 05	AB251402	24.32	L	AB251273	20.57	L	130087	26.23	L	130084	24.97	L
MXC 200	98 - 99	AB251061	15.84	L	AB251273	20.57	L	130091	11.67	L	130084	24.97	L
MXC 200	00 - 02	AB251080	25.49	L	AB251273	20.57	L	130090	10.80	L	130084	24.97	L
MXC 200	03	AB251402	24.32	L	AB251273	20.57	L	130087	26.23	L	130084	24.97	L
SX 200	00 - 02	AB251081	22.87	L	AB251273	20.57	L	130089	14.50	L	130084	24.97	L
SX 200	03 - 04	AB251402	24.32	L	AB251273	20.57	L	130087	26.23	L	130084	24.97	L
XC 200	06 - 09	AB251402	24.32	L	AB251273	20.57	L	130087	26.23	L	130084	24.97	L
XC-W 200	06 - 15	AB251402	24.32	L	AB251273	20.57	L	130087	26.23	L	130084	24.97	L
XC-W 200	16	AB251402	24.32	L	AB251273	20.57	L	133010	25.97	L	130084	24.97	L
250 SX-F FACTORY EDITION	15	AB251402	24.32	L	AB251273	20.57	L	133010	25.97	L	131102	23.44	L
EGS 250	94 - 99	AB251061	15.84	L	AB251273	20.57	L	130085	7.92	L	130084	24.97	L
EXC 250	94 - 99	AB251061	15.84	L	AB251273	20.57	L	130085	7.92	L	130084	24.97	L
EXC 250	00 - 02	AB251080	25.49	L	AB251273	20.57	L	130088	7.48	L	130084	24.97	L
EXC 250	03 - 05	AB251402	24.32	L	AB251273	20.57	L	130087	26.23	L	130084	24.97	L
EXC-G 250 Racing	02	AB251080	25.49	L	AB251273	20.57	L	130088	7.48	L	130084	24.97	L
EXC-G 250 Racing	03 - 05	AB251402	24.32	L	AB251273	20.57	L	130087	26.23	L	130084	24.97	L
FREERIDE 250 R	15 - 16	AB251406	24.32	L	AB251273	20.57	L	133951	32.50	L	130084	24.97	L
MXC 250	98 - 99	AB251061	15.84	L	AB251273	20.57	L	130091	11.67	L	130084	24.97	L
MXC 250	00 - 01	AB251080	25.49	L	AB251273	20.57	L	130090	10.80	L	130084	24.97	L
SX 250	94 - 99	AB251063	14.70	L	AB251273	20.57	L	130086	15.12	L	130084	24.97	L
SX 250	00 - 02	AB251081	22.87	L	AB251273	20.57	L	130089	14.50	L	130084	24.97	L
SX 250	03 - 12	AB251402	24.32	L	AB251273	20.57	L	130087	26.23	L	130084	24.97	L
SX 250	13 - 14	AB251402	24.32	L	AB251273	20.57	L	130087	26.23	L	131102	23.44	L
SX 250	15 - 16	AB251402	24.32	L	AB251273	20.57	L	133010	25.97	L	131102	23.44	L
SX-F 250	05 - 12	AB251402	24.32	L	AB251273	20.57	L	130087	26.23	L	130084	24.97	L
SX-F 250	13 - 14	AB251402	24.32	L	AB251273	20.57	L	130087	26.23	L	131102	23.44	L
SX-F 250	15 - 16	AB251402	24.32	L	AB251273	20.57	L	133010	25.97	L	131102	23.44	L
SXS 250	01	AB251081	22.87	L	AB251273	20.57	L	130089	14.50	L	130084	24.97	L
SXS 250	03 - 04	AB251402	24.32	L	AB251273	20.57	L	130087	26.23	L	130084	24.97	L
XC 250	06 - 12	AB251402	24.32	L	AB251273	20.57	L	130087	26.23	L	130084	24.97	L
XC 250	13 - 14	AB251402	24.32	L	AB251273	20.57	L	130087	26.23	L	131102	23.44	L
XC 250	15 - 16	AB251402	24.32	L	AB251273	20.57	L	133010	25.97	L	131102	23.44	L
XC-F 250	07 - 12	AB251402	24.32	L	AB251273	20.57	L	130087	26.23	L	130084	24.97	L
XC-F 250	13 - 14	AB251402	24.32	L	AB251273	20.57	L	130087	26.23	L	131102	23.44	L
XC-F 250	15 - 16	AB251402	24.32	L	AB251273	20.57	L	133010	25.97	L	131102	23.44	L
XC-FW 250	07 - 15	AB251402	24.32	L	AB251273	20.57	L	130087	26.23	L	130084	24.97	L
XC-FW 250	16	AB251402	24.32	L	AB251273	20.57	L	133010	25.97	L	130084	24.97	L
XC-W 250	06 - 16	AB251402	24.32	L	AB251273	20.57	L	130087	26.23	L	130084	24.97	L
EGS 300	94 - 99	AB251061	15.84	L	AB251273	20.57	L	130085	7.92	L	130084	24.97	L
EXC 300	94 - 99	AB251061	15.84	L	AB251273	20.57	L	130085	7.92	L	130084	24.97	L
EXC 300	00 - 02	AB251080	25.49	L	AB251273	20.57	L	130088	7.48	L	130084	24.97	L
EXC 300	03 - 05	AB251402	24.32	L	AB251273	20.57	L	130087	26.23	L	130084	24.97	L
MXC 300	94	AB251061	15.84	L	AB251273	20.57	L	130086	15.12	L	130084	24.97	L
MXC 300	96	AB251061	15.84	L	AB251273	20.57	L	----			130084	24.97	L
MXC 300	97 - 99	AB251061	15.84	L	AB251273	20.57	L	130091	11.67	L	130084	24.97	L
MXC 300	00 - 02	AB251080	25.49	L	AB251273	20.57	L	130090	10.80	L	130084	24.97	L
MXC 300	03 - 05	AB251402	24.32	L	AB251273	20.57	L	130087	26.23	L	130084	24.97	L
SX 300	94	AB251063	14.70	L	AB251273	20.57	L	130086	15.12	L	130084	24.97	L
XC 300	06 - 12	AB251402	24.32	L	AB251273	20.57	L	130087	26.23	L	130084	24.97	L
XC 300	13 - 14	AB251402	24.32	L	AB251273	20.57	L	130087	26.23	L	131102	23.44	L





## WHEEL BEARING KITS CONTINUED

MODEL	YEARS	WHEEL BEARING KIT FRONT			WHEEL BEARING KIT REAR			WHEEL SPACER KIT FRONT			WHEEL SPACER KIT REAR		
<b>KTM CONTINUED</b>													
XC 300	15 - 16	AB251402	24.32	L	AB251273	20.57	L	133010	25.97	L	131102	23.44	L
XC-W 300	06 - 16	AB251402	24.32	L	AB251273	20.57	L	130087	26.23	L	130084	24.97	L
XC-W 300 SIX DAYS	15	AB251402	24.32	L	AB251273	20.57	L	130087	26.23	L	130084	24.97	L
EXC-F 350	13 - 15	AB251402	24.32	L	AB251273	20.57	L	130087	26.23	L	130084	24.97	L
EXC-F 350	16	AB251402	24.32	L	AB251273	20.57	L	133010	25.97	L	130084	24.97	L
FREERIDE 350 (EURO)	15	AB251406	24.32	L	AB251273	20.57	L	133951	32.50	L	130084	24.97	L
LC4 350	94 - 95	AB251061	15.84	L	AB251283	62.02	L	----			----		
SX-F 350	11 - 12	AB251402	24.32	L	AB251273	20.57	L	130087	26.23	L	130084	24.97	L
SX-F 350	13 - 14	AB251402	24.32	L	AB251273	20.57	L	130087	26.23	L	131102	23.44	L
SX-F 350	15 - 16	AB251402	24.32	L	AB251273	20.57	L	133010	25.97	L	131102	23.44	L
XC-F 350	11 - 12	AB251402	24.32	L	AB251273	20.57	L	130087	26.23	L	130084	24.97	L
XC-F 350	13 - 14	AB251402	24.32	L	AB251273	20.57	L	130087	26.23	L	131102	23.44	L
XC-F 350	15 - 16	AB251402	24.32	L	AB251273	20.57	L	133010	25.97	L	131102	23.44	L
XC-FW 350	12 - 15	AB251402	24.32	L	AB251273	20.57	L	130087	26.23	L	130084	24.97	L
XC-FW 350	16	AB251402	24.32	L	AB251273	20.57	L	133010	25.97	L	130084	24.97	L
XC-FW 350 SIX DAYS	15	AB251402	24.32	L	AB251273	20.57	L	130087	26.23	L	130084	24.97	L
EGS 360	96 - 97	AB251061	15.84	L	AB251273	20.57	L	130085	7.92	L	130084	24.97	L
EXC 360	96 - 97	AB251061	15.84	L	AB251273	20.57	L	130085	7.92	L	130084	24.97	L
MXC 360	96 - 97	AB251061	15.84	L	AB251273	20.57	L	130091	11.67	L	130084	24.97	L
SX 360	96 - 97	AB251063	14.70	L	AB251273	20.57	L	130086	15.12	L	130084	24.97	L
EGS 380	98 - 99	AB251061	15.84	L	AB251273	20.57	L	130085	7.92	L	130084	24.97	L
EXC 380	98 - 99	AB251061	15.84	L	AB251273	20.57	L	130085	7.92	L	130084	24.97	L
EXC 380	00 - 02	AB251080	25.49	L	AB251273	20.57	L	130088	7.48	L	130084	24.97	L
MXC 380	98	AB251061	15.84	L	AB251273	20.57	L	130091	11.67	L	130084	24.97	L
MXC 380	99	AB251069	13.74	L	AB251273	20.57	L	130091	11.67	L	130084	24.97	L
MXC 380	00 - 01	AB251080	25.49	L	AB251273	20.57	L	130090	10.80	L	130084	24.97	L
SX 380	98 - 99	AB251063	14.70	L	AB251273	20.57	L	130086	15.12	L	130084	24.97	L
SX 380	00 - 02	AB251081	22.87	L	AB251273	20.57	L	130089	14.50	L	130084	24.97	L
Comp. 400	95 - 99	AB251061	15.84	L	AB251283	62.02	L	----			----		
DUKE 400	94 - 95	AB251061	15.84	L	AB251283	62.02	L	----			----		
EGS 400	94	AB251061	15.84	L	AB251283	62.02	L	----			----		
EGS 400	96 - 97	AB251061	15.84	L	AB251283	62.02	L	130085	7.92	L	130092	25.49	L
EGS-E 400	97	AB251061	15.84	L	AB251283	62.02	L	130085	7.92	L	130092	25.49	L
EXC 400	94	AB251061	15.84	L	AB251283	62.02	L	130085	7.92	L	130084	24.97	L
EXC 400	96	AB251061	15.84	L	AB251283	62.02	L	130085	7.92	L	----		
EXC 400	00 - 02	AB251080	25.49	L	AB251273	20.57	L	130088	7.48	L	130084	24.97	L
EXC-G 400	04 - 06	AB251402	24.32	L	AB251273	20.57	L	130087	26.23	L	130084	24.97	L
LC4 400	98 - 99	AB251061	15.84	L	AB251283	62.02	L	130085	7.92	L	130092	25.49	L
LC4-E 400	00	AB251061	15.84	L	AB251283	62.02	L	130088	7.48	L	130092	25.49	L
LC4-E 400	01	AB251080	25.49	L	AB251283	62.02	L	130088	7.48	L	130092	25.49	L
LSE 400	97	AB251061	15.84	L	AB251283	62.02	L	130085	7.92	L	130092	25.49	L
MXC 400	01 - 02	AB251080	25.49	L	AB251273	20.57	L	130090	10.80	L	130084	24.97	L
RXC 400	95 - 98	AB251061	15.84	L	AB251283	62.02	L	130085	7.92	L	----		
SC 400	00	AB251080	25.49	L	AB251273	20.57	L	----			130084	24.97	L
SX 400	98 - 99	AB251063	14.70	L	AB251273	20.57	L	----			130084	24.97	L
SX 400	00 - 02	AB251081	22.87	L	AB251273	20.57	L	130089	14.50	L	130084	24.97	L
SXC 400	97	AB251061	15.84	L	AB251273	20.57	L	130085	7.92	L	130084	24.97	L
SXC 400	00	AB251061	15.84	L	AB251273	20.57	L	130091	11.67	L	130084	24.97	L
TXC 400	98	AB251063	14.70	L	AB251273	20.57	L	130086	15.12	L	130084	24.97	L
XC-W 400	07	AB251402	24.32	L	AB251273	20.57	L	130089	14.50	L	130084	24.97	L

- accessories
- body
- handlebar & grips
- cables & levers
- exhaust
- engine
- fuel & intake
- electrical & ignition
- clutch
- drive
- bearings**
- brakes
- steering & suspension
- tires
- tools & shop



## WHEEL BEARING KITS CONTINUED

MODEL	YEARS	WHEEL BEARING KIT FRONT		WHEEL BEARING KIT REAR			WHEEL SPACER KIT FRONT		WHEEL SPACER KIT REAR			
<b>KTM CONTINUED</b>												
XC-W 400	09 - 10	AB251402	24.32	AB251273	20.57	L	130087	26.23	L	130084	24.97	L
EXC 440	94 - 95	AB251061	15.84	AB251273	20.57	L	130085	7.92	L	130084	24.97	L
MXC 440	94	AB251063	14.70	AB251273	20.57	L	130086	15.12	L	130084	24.97	L
SX 440	94	AB251063	14.70	AB251273	20.57	L	130086	15.12	L	130084	24.97	L
450 SX-F FACTORY EDITION	15	AB251402	24.32	AB251273	20.57	L	133010	25.97	L	131102	23.44	L
EXC 450	03 - 11	AB251402	24.32	AB251273	20.57	L	130087	26.23	L	130084	24.97	L
EXC-G 450	04 - 07	AB251402	24.32	AB251273	20.57	L	130087	26.23	L	130084	24.97	L
EXC-R 450	08	AB251402	24.32	AB251273	20.57	L	130087	26.23	L	130084	24.97	L
MXC-G 450	03 - 05	AB251402	24.32	AB251273	20.57	L	130087	26.23	L	130084	24.97	L
SMR 450	05 - 07	AB251402	24.32	AB251273	20.57	L	130087	26.23	L	130084	24.97	L
SMS 450	03 - 04	AB251402	24.32	AB251273	20.57	L	-----			130084	24.97	L
SX 450	03 - 06	AB251402	24.32	AB251273	20.57	L	130087	26.23	L	130084	24.97	L
SX-F 450	07 - 12	AB251402	24.32	AB251273	20.57	L	130087	26.23	L	130084	24.97	L
SX-F 450	13 - 14	AB251402	24.32	AB251273	20.57	L	130087	26.23	L	131102	23.44	L
SX-F 450	15 - 16	AB251402	24.32	AB251273	20.57	L	133010	25.97	L	131102	23.44	L
SXS 450	03 - 04	AB251402	24.32	AB251273	20.57	L	130087	26.23	L	130084	24.97	L
XC 450	04 - 07	AB251402	24.32	AB251273	20.57	L	130087	26.23	L	130084	24.97	L
XC-F 450	08 - 09	AB251402	24.32	AB251273	20.57	L	130087	26.23	L	130084	24.97	L
XC-F 450	13 - 14	AB251402	24.32	AB251273	20.57	L	130087	26.23	L	131102	23.44	L
XC-F 450	15 - 16	AB251402	24.32	AB251273	20.57	L	133010	25.97	L	131102	23.44	L
XCR-W 450	08	AB251402	24.32	AB251273	20.57	L	130087	26.23	L	130084		
XC-W 450	07 - 15	AB251402	24.32	AB251273	20.57	L	130087	26.23	L	130084		
XC-W 450	16	AB251402	24.32	AB251273	20.57	L	133010	25.97	L	130084	24.97	L
EXC 500	12 - 16	AB251402	24.32	AB251273	20.57	L	130087	26.23	L	130084	24.97	L
EXC 500 SIX DAYS	16	AB251402	24.32	AB251273	20.57	L	133010	25.97	L	130084	24.97	L
LC4 500	91	AB251063	14.70	AB251101	28.68	L	-----			-----		
LC4 500	92	AB251061	15.84	AB251106	28.92	L	-----			-----		
XC-W 500	12 - 15	AB251402	24.32	AB251273	20.57	L	130087	26.23	L	130084	24.97	L
XC-W 500	16	AB251402	24.32	AB251273	20.57	L	133010	25.97	L	130084	24.97	L
SX-F 505	08	AB251402	24.32	AB251273	20.57	L	130087	26.23	L	130084	24.97	L
XC-F 505	08 - 09	AB251402	24.32	AB251273	20.57	L	130087	26.23	L	130084	24.97	L
EXC 520	00 - 02	AB251080	25.49	AB251273	20.57	L	130088	7.48	L	130084	24.97	L
MXC 520	01 - 02	AB251080	25.49	AB251273	20.57	L	130090	10.80	L	130084	24.97	L
SX 520	00	AB251080	25.49	AB251273	20.57	L	130089	14.50	L	130084	24.97	L
SX 520	01 - 02	AB251081	22.87	AB251273	20.57	L	130089	14.50	L	130084	24.97	L
EXC 525	03 - 07	AB251402	24.32	AB251273	20.57	L	130087	26.23	L	130084	24.97	L
MXC-G 525	03 - 05	AB251402	24.32	AB251273	20.57	L	130087	26.23	L	130084	24.97	L
SMR 525	05	AB251402	24.32	AB251273	20.57	L	130087	26.23	L	130084	24.97	L
SX 525	03 - 06	AB251402	24.32	AB251273	20.57	L	130087	26.23	L	130084	24.97	L
XC 525	06 - 07	AB251402	24.32	AB251273	20.57	L	130087	26.23	L	130084	24.97	L
XC-W 525	07	AB251402	24.32	AB251273	20.57	L	130087	26.23	L	130084	24.97	L
EXC 530	10 - 11	AB251402	24.32	AB251273	20.57	L	130087	26.23	L	130084	24.97	L
EXC-R 530	08 - 09	AB251402	24.32	AB251273	20.57	L	130087	26.23	L	130084	24.97	L
XCR-W 530	08	AB251402	24.32	AB251273	20.57	L	130087	26.23	L	130084	24.97	L
XC-W 530	09 - 11	AB251402	24.32	AB251273	20.57	L	130087	26.23	L	130084		
SXS 540	01 - 02	AB251081	22.87	AB251273	20.57	L	130089	14.50	L	130084		
SXS 540	03 - 06	AB251402	24.32	AB251273	20.57	L	130087	26.23	L	130084	24.97	L
MXC 550	94 - 96	AB251063	14.70	AB251273	20.57	L	-----			130084		
SMR 560	06 - 07	AB251402	24.32	AB251273	20.57	L	130087	26.23	L	130084		
LC4 600	91	AB251063	14.70	AB251101	28.68	L	-----			-----		
LC4 600	92	AB251061	15.84	AB251106	28.92	L	-----			-----		



## WHEEL BEARING KITS CONTINUED

MODEL	YEARS	WHEEL BEARING KIT FRONT			WHEEL BEARING KIT REAR			WHEEL SPACER KIT FRONT		WHEEL SPACER KIT REAR			
<b>KTM CONTINUED</b>													
620 TXC	98	AB251063	14.70	L	AB251273	20.57	L	130086	15.12	L	130084	24.97	L
COMP LIMITED 620	97	AB251061	15.84	L	AB251283	62.02	L	----			----		
Comp. 620	94 - 99	AB251061	15.84	L	AB251283	62.02	L	----			----		
EGS 620	94	AB251061	15.84	L	AB251273	20.57	L	----			----		
EGS 620	95 - 97	AB251061	15.84	L	AB251283	62.02	L	----			----		
EGS-E 620	97	AB251061	15.84	L	AB251283	62.02	L	----			----		
EXC 620	94	AB251063	14.70	L	AB251273	20.57	L	----			130084	24.97	L
EXC 620	95	AB251061	15.84	L	AB251283	62.02	L	----			----		
LC4 620	97 - 98	AB251061	15.84	L	AB251283	62.02	L	----			----		
LC4 Comp 620	99	AB251061	15.84	L	AB251283	62.02	L	----			----		
LC4 Super Moto 620	99	AB251061	15.84	L	AB251283	62.02	L	----			----		
RXC 620	95 - 97	AB251061	15.84	L	AB251283	62.02	L	----			----		
Super Moto 620	98	AB251061	15.84	L	AB251273	20.57	L	----			130084	24.97	L
SX 620	97 - 99	AB251063	14.70	L	AB251273	20.57	L	----			130084	24.97	L
SXC 620	97	AB251061	15.84	L	AB251273	20.57	L	----			130084	24.97	L
TXC 620	98	AB251063	14.70	L	AB251273	20.57	L	----			130084	24.97	L
SMC 625	04 - 06	AB251402	24.32	L	AB251283	62.02	L	----			----		
SXC 625	03 - 05	AB251081	22.87	L	AB251273	20.57	L	----			130084	24.97	L
640 LC4	98 - 00	AB251061	15.84	L	AB251283	62.02	L	----			----		
640 LC4	01 - 02	AB251080	25.49	L	AB251283	62.02	L	----			----		
640 LC4 Enduro	03 - 04	AB251081	22.87	L	AB251283	62.02	L	----			----		
640 LC4 Supermoto	02	AB251080	25.49	L	AB251283	62.02	L	----			----		
640 LC4 Supermoto	03 - 05	AB251402	24.32	L	AB251283	62.02	L	----			----		
Adventure 640	98 - 00	AB251063	14.70	L	AB251283	62.02	L	----			----		
Adventure 640	01 - 02	AB251402	24.32	L	AB251283	62.02	L	----			----		
Adventure 640	03 - 05	AB251080	25.49	L	AB251283	62.02	L	----			----		
Adventure 640	06 - 07	AB251402	24.32	L	AB251283	62.02	L	----			----		
LC4 640	05	AB251402	24.32	L	AB251532	45.80	L	----			----		
SC Super Moto 640	00 - 01	AB251080	25.49	L	AB251283	62.02	L	----			----		
Super Moto 640	99	AB251061	15.84	L	AB251283	62.02	L	----			----		
660 RALLY FACTORY REPL.	06 - 07	AB251402	24.32	L	AB251283	62.02	L	----			----		
660 RALLYE	01 - 05	AB251402	24.32	L	AB251283	62.02	L	----			----		
690 RALLY FACTORY REPL.	08 - 09	AB251402	24.32	L	AB251533	31.32	L	130087	26.23	L	----		
ENDURO R 690	09 - 15	AB251402	24.32	L	AB251533	31.32	L	130087	26.23	L	----		
SMC 690	09 - 10	AB251402	24.32	L	AB251533	31.32	L	130087	26.23	L	----		
SUPERMOTO 690	07	AB251402	24.32	L	AB251533	31.32	L	130087	26.23	L	----		
ADVENTURE 950	03 - 05	AB251402	24.32	L	AB251532	45.80	L	----			----		
ADVENTURE 950	06	AB251402	24.32	L	AB251533	31.32	L	----			----		
SUPER ENDURO 950	07	AB251402	24.32	L	AB251533	31.32	L	----			----		
SUPERMOTO 950	05 - 07	AB251402	24.32	L	AB251533	31.32	L	----			----		
ADVENTURE 990	07 - 13	AB251402	24.32	L	AB251533	31.32	L	----			----		
SUPERMOTO 990	10 - 11	AB251402	24.32	L	AB251533	31.32	L	----			----		
ADVENTURE 1190	14 - 15	AB251402	24.32	L	AB251533	31.32	L	----			----		

- accessories
- body
- handlebar & grips
- cables & levers
- exhaust
- engine
- fuel & intake
- electrical & ignition
- clutch
- drive
- bearings**
- brakes
- steering & suspension
- tires
- tools & shop



## WHEEL BEARING KITS CONTINUED

MODEL	YEARS	WHEEL BEARING KIT FRONT			WHEEL BEARING KIT REAR			WHEEL SPACER KIT FRONT		WHEEL SPACER KIT REAR			
<b>MONTESA</b>													
315R	97 - 04	130779	14.07	L	130779	14.07	L	----	----				
4RT	05 - 07	130779	14.07	L	130779	14.07	L	----	----				
<b>SHERCO</b>													
TRIALS 0.80	04 - 13	130779	14.07	L	130779	14.07	L	----	----				
TRIALS 1.25	99 - 14	130779	14.07	L	130779	14.07	L	----	----				
TRIALS 2.0	99 - 09	130779	14.07	L	130779	14.07	L	----	----				
ENDURO 2.5i	08 - 14	AB251070	16.81	L	AB251556	34.05	L	----	----				
SX 2.5i	10	AB251070	16.81	L	AB251556	34.05	L	----	----				
TRIALS 2.5	99 - 13	130779	14.07	L	130779	14.07	L	----	----				
TRIALS 2.9	99 - 13	130779	14.07	L	130779	14.07	L	----	----				
TRIALS 3.0	13	130779	14.07	L	130779	14.07	L	----	----				
ENDURO 3.0i	10 - 14	AB251070	16.81	L	AB251556	34.05	L	----	----				
SE-R 250 2T	14	AB251070	16.81	L	AB251556	34.05	L	----	----				
SE-R 300 2T	14	AB251070	16.81	L	AB251556	34.05	L	----	----				
TRIALS 3.2 4T	07 - 09	130779	14.07	L	130779	14.07	L	----	----				
ENDURO 4.5i	04 - 12	AB251070	16.81	L	AB251556	34.05	L	----	----				
SUPERMOTARD 4.5i	04 - 08	AB251070	16.81	L	AB251556	34.05	L	----	----				
ENDURO 5.1i	07 - 12	AB251070	16.81	L	AB251556	34.05	L	----	----				
SUPERMOTARD 5.1i	07 - 08	AB251070	16.81	L	AB251556	34.05	L	----	----				
<b>SUZUKI</b>													
JR50	78 - 06	AB251040	10.19	L	AB251040	10.19	L	----	----				
RM50	78 - 80	AB251166	11.35	L	AB251289	13.04	L	----	----				
RM60	79 - 83	AB251166	11.35	L	AB251289	13.04	L	----	----				
RM60	03	AB251165	11.62	L	AB251181	13.92	L	130023	8.80	L	130032	7.41	L
RM65	03 - 05	AB251181	13.92	L	AB251181	13.92	L	130024	13.86	L	130033	13.61	L
DR-Z 70	08 - 09	AB251025	12.91	L	AB251573	18.77	L	----	----				
TM75	74 - 76	AB251166	11.35	L	AB251176	16.39	L	----	----				
TS75	75 - 77	AB251166	11.35	L	AB251176	16.39	L	----	----				
DS80	78 - 00	AB251166	11.35	L	AB251289	13.04	L	----	----				
JR80	01 - 04	AB251166	11.35	L	AB251289	13.04	L	----	----				
RM80	77 - 81	AB251166	11.35	L	AB251289	13.04	L	----	----				
RM80	82 - 85	AB251138	6.82	L	AB251199	12.10	L	----	----				
RM80	86 - 89	AB251138	6.82	L	AB251160	12.18	L	----	----				
RM80	90 - 01	AB251172	9.49	L	AB251168	12.18	L	----	----				
RM85	02 - 15	AB251172	9.49	L	AB251168	12.18	L	----	----				
RM85L	03 - 15	AB251172	9.49	L	AB251168	12.18	L	----	----				
RV90	72 - 77	AB251167	11.17	L	AB251175	12.57	L	----	----				
DR100	83 - 90	AB251167	11.17	L	AB251197	9.46	L	----	----				
DS100	78 - 81	AB251167	11.17	L	AB251197	9.46	L	----	----				
RM100	76 - 78	AB251167	11.17	L	AB251197	9.46	L	----	----				
RM100	79 - 81	AB251167	11.17	L	AB251143	7.49	L	----	----				
RM100	03	AB251181	13.92	L	AB251033	11.73	L	----	----				
SP100	83	AB251167	11.17	L	AB251197	9.46	L	----	----				
TS100	73 - 75	AB251167	11.17	L	AB251198	19.79	L	----	----				
TS100	76 - 77	AB251303	13.18	L	AB251382	23.40	L	----	----				
TS100	78 - 81	AB251167	11.17	L	AB251197	9.46	L	----	----				
DRZ110	03 - 05	AB251165	11.62	L	AB251400	16.99	L	130023	8.80	L	130037	6.36	L
DR125	82 - 88	AB251167	11.17	L	AB251197	9.46	L	----	----				
DR125SE	94 - 02	AB251439	14.64	L	AB251197	9.46	L	----	----				



## WHEEL BEARING KITS CONTINUED

MODEL	YEARS	WHEEL BEARING KIT FRONT			WHEEL BEARING KIT REAR			WHEEL SPACER KIT FRONT		WHEEL SPACER KIT REAR	
<b>SUZUKI CONTINUED</b>											
DR-Z125	03 - 14	AB251166	11.35	L	AB251517	14.99	L	130026	8.85	L	130038 8.98 L
DR-Z125L	03 - 14	AB251439	14.64	L	AB251517	14.99	L	----			130038 8.98 L
DS125	79 - 81	AB251167	11.17	L	AB251197	9.46	L	----			----
RM125	75 - 76	AB251303	13.18	L	AB251197	9.46	L	----			----
RM125	77 - 78	AB251167	11.17	L	AB251197	9.46	L	----			----
RM125	79 - 80	AB251167	11.17	L	AB251143	7.49	L	----			----
RM125	81 - 86	AB251143	7.49	L	AB251143	7.49	L	----			----
RM125	87	AB251135	8.41	L	AB251371	12.34	L	----			----
RM125	88	AB251135	8.41	L	AB251263	18.90	L	----			----
RM125	89 - 91	AB251135	8.41	L	AB251263	18.90	L	----			130044 20.37 L
RM125	92 - 93	AB251135	8.41	L	AB251233	22.61	L	----			----
RM125	94	AB251135	8.41	L	AB251233	22.61	L	----			130046 31.04 L
RM125	95	AB251135	8.41	L	AB251243	24.33	L	----			130047 32.69 L
RM125	96	AB251079	22.87	L	AB251243	24.33	L	130053	25.56	L	130048 31.40 L
RM125	97 - 99	AB251079	22.87	L	AB251243	24.33	L	130054	15.92	L	130048 31.40 L
RM125	00	AB251079	22.87	L	AB251255	26.45	L	130054	15.92	L	130049 30.73 L
RM125	01 - 08	AB251363	23.58	L	AB251255	26.45	L	130055	27.99	L	130049 30.73 L
RV 125 Van Van (Euro)	03 - 10	AB251147	11.21	L	AB251197	9.46	L	----			----
RV125	74 - 77	AB251167	11.17	L	AB251440	13.21	L	----			----
SP125	82 - 88	AB251167	11.17	L	AB251197	9.46	L	----			----
TC125	73	AB251167	11.17	L	AB251197	9.46	L	----			----
TC125	74 - 75	AB251303	13.18	L	AB251197	9.46	L	----			----
TC125	76 - 77	AB251303	13.18	L	AB251382	23.40	L	----			----
TF125 (NZ AU)	79 - 11	AB251167	11.17	L	AB251197	9.46	L	----			----
TM125	73 - 75	AB251167	11.17	L	AB251197	9.46	L	----			----
TS125	71	AB251167	11.17	L	AB251197	9.46	L	----			----
TS125	72 - 74	AB251303	13.18	L	AB251197	9.46	L	----			----
TS125	75 - 77	AB251303	13.18	L	AB251383	36.46	L	----			----
TS125	81	AB251167	11.17	L	AB251197	9.46	L	----			----
PE175	78 - 79	AB251167	11.17	L	AB251197	9.46	L	----			----
PE175	80	AB251167	11.17	L	AB251156	24.44	L	----			----
PE175	81 - 84	AB251143	7.49	L	AB251156	24.44	L	----			----
RS175	80 - 82	AB251167	11.17	L	AB251143	7.49	L	----			----
DS185	78 - 80	AB251167	11.17	L	AB251197	9.46	L	----			----
TC185	74 - 75	AB251167	11.17	L	AB251197	9.46	L	----			----
TC185	76 - 77	AB251167	11.17	L	AB251143	7.49	L	----			----
TS185	72 - 73	AB251167	11.17	L	AB251143	7.49	L	----			----
DR200	86 - 88	AB251170	10.52	L	AB251197	9.46	L	----			----
DR200 SE	96 - 15	AB251170	10.52	L	AB251197	9.46	L	----			----
SP200	86 - 88	AB251167	11.17	L	AB251197	9.46	L	----			----
DR250	82 - 85	AB251167	11.17	L	AB251231	15.28	L	----			----
DR250	90 - 93	AB251188	10.11	L	AB251066	22.19	L	----			----
DR250S	90 - 95	AB251188	10.11	L	AB251256	24.07	L	----			----
DRZ250	01 - 07	AB251051	11.11	L	AB251066	22.19	L	130056	9.36	L	130050 22.34 L
DS250	80	AB251167	11.17	L	AB251326	17.47	L	----			----
PE250	77 - 79	AB251167	11.17	L	AB251210	10.27	L	----			----
PE250	80 - 81	AB251167	11.17	L	AB251100	18.70	L	----			----
RM250	76	AB251289	13.04	L	AB251147	11.21	L	----			----
RM250	77	AB251289	13.04	L	AB251105	18.98	L	----			----
RM250	78	AB251167	11.17	L	AB251210	10.27	L	----			----
RM250	79 - 80	AB251167	11.17	L	AB251143	7.49	L	----			----
RM250	81 - 83	AB251143	7.49	L	AB251143	7.49	L	----			----

- accessories
- body
- handlebar & grips
- cables & levers
- exhaust
- engine
- fuel & intake
- electrical & ignition
- clutch
- drive
- bearings**
- brakes
- steering & suspension
- tires
- tools & shop



## WHEEL BEARING KITS CONTINUED

MODEL	YEARS	WHEEL BEARING KIT FRONT			WHEEL BEARING KIT REAR			WHEEL SPACER KIT FRONT			WHEEL SPACER KIT REAR		
<b>SUZUKI CONTINUED</b>													
RM250	84 - 86	AB251143	7.49	L	AB251242	12.44	L	----	----	----	----	----	
RM250	87	AB251135	8.41	L	AB251263	18.90	L	----	----	----	----	----	
RM250	88	AB251135	8.41	L	AB251262	15.99	L	----	----	----	----	----	
RM250	89 - 91	AB251135	8.41	L	AB251262	15.99	L	----	----	130044	20.37	L	
RM250	92	AB251135	8.41	L	AB251233	22.61	L	----	----	----	----	----	
RM250	93 - 94	AB251135	8.41	L	AB251233	22.61	L	----	----	130046	31.04	L	
RM250	95	AB251135	8.41	L	AB251233	22.61	L	----	----	130047	32.69	L	
RM250	96	AB251079	22.87	L	AB251243	24.33	L	130053	25.56	L	130048	31.40	L
RM250	97 - 99	AB251079	22.87	L	AB251243	24.33	L	130054	15.92	L	130048	31.40	L
RM250	00	AB251079	22.87	L	AB251255	26.45	L	130054	15.92	L	130049	30.73	L
RM250	01 - 08	AB251363	23.58	L	AB251255	26.45	L	130055	27.99	L	130049	30.73	L
RMX250	89 - 90	AB251051	11.11	L	AB251262	15.99	L	130056	9.36	L	130044	20.37	L
RMX250	91 - 99	AB251052	12.69	L	AB251262	15.99	L	130056	9.36	L	130044	20.37	L
RMZ250	04 - 06	AB251079	22.87	L	AB251406	24.32	L	130029	13.61	L	130042	31.95	L
RMZ250	07 - 15	AB251482	24.75	L	AB251250	24.35	L	130058	35.40	L	130051	33.01	L
RS250	80 - 81	AB251167	11.17	L	AB251236	24.42	L	----	----	----	----	----	
SP250	82 - 85	AB251167	11.17	L	AB251231	15.28	L	----	----	----	----	----	
TM250 Champion	72 - 75	AB251303	13.18	L	AB251326	17.47	L	----	----	----	----	----	
TS250 Savage	71 - 74	----	----	----	AB251326	17.47	L	----	----	----	----	----	
TS250 Savage	75 - 76	AB251160	12.18	L	AB251326	17.47	L	----	----	----	----	----	
TS250 Savage	77 - 81	AB251167	11.17	L	AB251326	17.47	L	----	----	----	----	----	
DR350	90 - 96	AB251188	10.11	L	AB251066	22.19	L	----	----	----	----	----	
DR350	97 - 99	AB251052	12.69	L	AB251066	22.19	L	----	----	----	----	----	
DR350SE	90 - 95	AB251188	10.11	L	AB251256	24.07	L	----	----	----	----	----	
DR350SE	96 - 97	AB251188	10.11	L	AB251066	22.19	L	----	----	----	----	----	
DR350SE	98 - 99	AB251052	12.69	L	AB251066	22.19	L	----	----	----	----	----	
DR370	78 - 79	AB251167	11.17	L	AB251325	19.17	L	----	----	----	----	----	
RM370	76 - 77	AB251303	13.18	L	AB251147	11.21	L	----	----	----	----	----	
SP370	78 - 79	AB251167	11.17	L	AB251325	19.17	L	----	----	----	----	----	
DR400	80	AB251167	11.17	L	AB251236	24.42	L	----	----	----	----	----	
DRZ400E	00 - 07	AB251079	22.87	L	AB251117	23.45	L	130057	10.17	L	130048	31.40	L
DRZ400K	00 - 03	AB251079	22.87	L	AB251117	23.45	L	130057	10.17	L	130048	31.40	L
DRZ400S	00 - 15	AB251079	22.87	L	AB251117	23.45	L	130057	10.17	L	130048	31.40	L
DRZ400SM	05 - 15	AB251079	22.87	L	AB251117	23.45	L	130057	10.17	L	130048	31.40	L
PE400	80 - 81	AB251167	11.17	L	AB251100	18.70	L	----	----	----	----	----	
RM400	78	AB251167	11.17	L	AB251210	10.27	L	----	----	----	----	----	
RM400	79 - 80	AB251167	11.17	L	AB251143	7.49	L	----	----	----	----	----	
TM400	71 - 75	AB251303	13.18	L	AB251326	17.47	L	----	----	----	----	----	
TS400 Apache	72 - 77	AB251160	12.18	L	AB251326	17.47	L	----	----	----	----	----	
RMX450	10 - 11	AB251482	24.75	L	AB251250	24.35	L	130058	35.40	L	130051	33.01	L
RMZ450	05 - 15	AB251482	24.75	L	AB251250	24.35	L	130058	35.40	L	130051	33.01	L
RM465	81 - 82	AB251143	7.49	L	----	----	----	----	----	----	----	----	
DR500	81 - 83	AB251167	11.17	L	AB251236	24.42	L	----	----	----	----	----	
RM500	83	AB251143	7.49	L	AB251198	19.79	L	----	----	----	----	----	
RM500	84	AB251143	7.49	L	----	----	----	----	----	----	----	----	
SP500	81 - 83	AB251167	11.17	L	AB251236	24.42	L	----	----	----	----	----	
SP600	85	AB251143	7.49	L	AB251100	18.70	L	----	----	----	----	----	
DR650RS (Euro)	90 - 91	----	----	----	AB251347	27.36	L	----	----	----	----	----	
DR650RS (Euro)	92 - 96	AB251188	10.11	L	AB251347	27.36	L	----	----	----	----	----	
DR650SE	90 - 91	----	----	----	AB251347	27.36	L	----	----	----	----	----	
DR650SE	92 - 95	AB251188	10.11	L	AB251347	27.36	L	----	----	----	----	----	
DR650SE	96 - 05	AB251052	12.69	L	AB251256	24.07	L	130056	9.36	L	----	----	
DR650SE	06 - 14	AB251051	11.11	L	AB251256	24.07	L	130056	9.36	L	----	----	



## WHEEL BEARING KITS CONTINUED

MODEL	YEARS	WHEEL BEARING KIT FRONT			WHEEL BEARING KIT REAR			WHEEL SPACER KIT FRONT		WHEEL SPACER KIT REAR	
<b>SUZUKI CONTINUED</b>											
XF650 FREE-WIND (Euro)	97 - 01	AB251051	11.11	L	AB251256	24.07	L	----	----		
<b>TM</b>											
MX 85	06 - 09	AB251135	8.41	L	----			----	----		
EN 125	96 - 04	AB251135	8.41	L	AB251550	42.97	L	----	----		
EN 125	05 - 06	AB251549	33.24	L	AB251548	32.51	L	----	----		
EN 125	07 - 11	----			AB251548	32.51	L	----	----		
MX 125	96 - 04	AB251135	8.41	L	AB251550	42.97	L	----	----		
MX 125	05 - 06	AB251549	33.24	L	AB251548	32.51	L	----	----		
MX 125	07 - 11	----			AB251548	32.51	L	----	----		
SMR 125	09	----			AB251548	32.51	L	----	----		
SMX 125	05 - 06	AB251549	33.24	L	AB251548	32.51	L	----	----		
SMX 125	07 - 08	----			AB251548	32.51	L	----	----		
EN 144	08 - 11	----			AB251548	32.51	L	----	----		
MX 144	08 - 11	----			AB251548	32.51	L	----	----		
EN 250	96 - 04	AB251135	8.41	L	AB251550	42.97	L	----	----		
EN 250	05 - 06	AB251549	33.24	L	AB251548	32.51	L	----	----		
EN 250	07 - 11	----			AB251548	32.51	L	----	----		
EN 250F	02 - 04	AB251135	8.41	L	AB251550	42.97	L	----	----		
EN 250F	05 - 06	AB251549	33.24	L	AB251548	32.51	L	----	----		
EN 250F	07 - 11	----			AB251548	32.51	L	----	----		
MX 250	96 - 04	AB251135	8.41	L	AB251550	42.97	L	----	----		
MX 250	05	----			AB251548	32.51	L	----	----		
MX 250	06	AB251549	33.24	L	AB251548	32.51	L	----	----		
MX 250	07 - 11	----			AB251548	32.51	L	----	----		
MX 250F	02 - 04	AB251135	8.41	L	AB251550	42.97	L	----	----		
MX 250F	05	----			AB251548	32.51	L	----	----		
MX 250F	06	AB251549	33.24	L	AB251548	32.51	L	----	----		
MX 250F	07 - 08	----			AB251548	32.51	L	----	----		
EN 300	97 - 04	AB251135	8.41	L	AB251550	42.97	L	----	----		
EN 300	05	----			AB251548	32.51	L	----	----		
EN 300	06	AB251549	33.24	L	AB251548	32.51	L	----	----		
EN 300	07 - 11	----			AB251548	32.51	L	----	----		
MX 300	97 - 04	AB251135	8.41	L	AB251550	42.97	L	----	----		
MX 300	05	----			AB251548	32.51	L	----	----		
MX 300	06	AB251549	33.24	L	AB251548	32.51	L	----	----		
MX 300	07 - 11	----			AB251548	32.51	L	----	----		
EN 400F	02 - 03	AB251135	8.41	L	AB251550	42.97	L	----	----		
MX 400F	02 - 03	AB251135	8.41	L	AB251550	42.97	L	----	----		
EN 450F	04	AB251135	8.41	L	AB251550	42.97	L	----	----		
EN 450F	05	----			AB251548	32.51	L	----	----		
EN 450F	06	AB251549	33.24	L	AB251548	32.51	L	----	----		
EN 450F	07 - 11	----			AB251548	32.51	L	----	----		
MX 450F	04	AB251135	8.41	L	AB251550	42.97	L	----	----		
MX 450F	05	----			AB251548	32.51	L	----	----		
MX 450F	06	AB251549	33.24	L	AB251548	32.51	L	----	----		
MX 450F	07 - 11	----			AB251548	32.51	L	----	----		
SM 450F	08	----			AB251548	32.51	L	----	----		
SMR 450F	09	----			AB251548	32.51	L	----	----		
SMX 450F	05	----			AB251550	42.97	L	----	----		
SMX 450F	06	AB251549	33.24	L	AB251550	42.97	L	----	----		
SMX 450F	07	----			AB251550	42.97	L	----	----		

- accessories
- body
- handlebar & grips
- cables & levers
- exhaust
- engine
- fuel & intake
- electrical & ignition
- clutch
- drive
- bearings**
- brakes
- steering & suspension
- tires
- tools & shop



## WHEEL BEARING KITS CONTINUED

MODEL	YEARS	WHEEL BEARING KIT FRONT			WHEEL BEARING KIT REAR			WHEEL SPACER KIT FRONT		WHEEL SPACER KIT REAR	
<b>TM CONTINUED</b>											
EN 530F	02 - 04	AB251135	8.41	L	AB251550	42.97	L	----		----	
EN 530F	05	----			AB251548	32.51	L	----		----	
EN 530F	06	AB251549	33.24	L	AB251548	32.51	L	----		----	
EN 530F	07 - 11	----			AB251548	32.51	L	----		----	
MX 530F	02 - 04	AB251135	8.41	L	AB251550	42.97	L	----		----	
MX 530F	05	----			AB251548	32.51	L	----		----	
MX 530F	06	AB251549	33.24	L	AB251548	32.51	L	----		----	
MX 530F	07 - 11	----			AB251548	32.51	L	----		----	
SMR 530F	08 - 09	----			AB251548	32.51	L	----		----	
SMX 660	06	AB251549	33.24	L	AB251550	42.97	L	----		----	
SMX 660	07	----			AB251550	42.97	L	----		----	
SMX 660F	08 - 09	----			AB251548	32.51	L	----		----	
SMX 660S	05	----			AB251550	42.97	L	----		----	
<b>YAMAHA</b>											
DT50	88 - 90	AB251410	12.62	L	AB251292	14.90	L	----		----	
DT50 (SA)	98	----			AB251292	14.90	L	----		----	
PW50	81 - 16	AB251159	9.78	L	AB251505	26.57	L	----		----	
TTR50	06 - 15	AB251025	12.91	L	AB251025	12.91	L	----		----	
YZ50	80	AB251161	9.78	L	AB251292	14.90	L	----		----	
YZ60	81 - 83	AB251161	9.78	L	AB251292	14.90	L	----		----	
BW80	86 - 90	AB251009	13.31	L	AB251086	24.41	L	----		----	
DT80	81 - 83	----			AB251094	25.68	L	----		----	
GT80	73 - 75	AB251441	15.09	L	AB251442	16.39	L	----		----	
GT80	76 - 80	AB251441	15.09	L	AB251292	14.90	L	----		----	
LB80	76 - 78	AB251441	15.09	L	AB251296	15.52	L	----		----	
MX80	80 - 82	AB251441	15.09	L	AB251296	15.52	L	----		----	
PW80	83 - 06	AB251161	9.78	L	AB251095	22.22	L	----		----	
TY80	74 - 75	AB251161	9.78	L	AB251292	14.90	L	----		----	
YZ80	74 - 77	AB251009	13.31	L	AB251292	14.90	L	----		----	
YZ80	78 - 79	AB251009	13.31	L	AB251296	15.52	L	----		----	
YZ80	80 - 81	AB251009	13.31	L	AB251292	14.90	L	----		----	
YZ80	82 - 83	AB251009	13.31	L	AB251319	14.65	L	----		----	
YZ80	84	AB251009	13.31	L	AB251185	15.99	L	----		----	
YZ80	85 - 86	AB251009	13.31	L	AB251185	15.99	L	130059	6.91 L	130032	7.41 L
YZ80	87 - 92	AB251009	13.31	L	AB251185	15.99	L	130060	12.44 L	130032	7.41 L
YZ80	93 - 01	AB251025	12.91	L	AB251168	12.18	L	130061	26.36 L	130076	22.02 L
YZ85	02 - 16	AB251025	12.91	L	AB251168	12.18	L	130061	26.36 L	130076	22.02 L
TTR90	00 - 07	AB251161	9.78	L	AB251095	22.22	L	----		----	
DT100	74 - 76	AB251410	12.62	L	AB251411	18.97	L	----		----	
DT100	77 - 83	AB251410	12.62	L	AB251095	22.22	L	----		----	
MX100	74 - 75	AB251410	12.62	L	AB251411	18.97	L	----		----	
MX100	79 - 83	AB251410	12.62	L	AB251095	22.22	L	----		----	
RT100	90 - 00	AB251410	12.62	L	AB251095	22.22	L	----		----	
YZ100	76 - 77	AB251038	9.90	L	AB251201	15.28	L	----		----	
YZ100	78 - 81	AB251410	12.62	L	AB251201	15.28	L	----		----	
YZ100	82 - 83	AB251410	12.62	L	AB251200	13.09	L	----		----	
TTR110	08 - 16	AB251161	9.78	L	AB251589	20.12	L	----		----	
DT X 125 (EURO)	05 - 06	----			AB251271	20.01	L	----		----	
DT125	74 - 81	AB251410	12.62	L	AB251201	15.28	L	----		----	
DT125 (EURO)	99 - 06	AB251038	9.90	L	AB251271	20.01	L	----		----	
IT125	80 - 81	AB251410	12.62	L	AB251201	15.28	L	----		----	





## WHEEL BEARING KITS CONTINUED

MODEL	YEARS	WHEEL BEARING KIT FRONT			WHEEL BEARING KIT REAR			WHEEL SPACER KIT FRONT		WHEEL SPACER KIT REAR	
<b>YAMAHA CONTINUED</b>											
MX125	74 - 75	AB251410	12.62	L	AB251201	15.28	L	----		----	
MX125	76	AB251038	9.90	L	AB251201	15.28	L	----		----	
TT125	00	AB251292	14.90	L	AB251295	18.18	L	----		----	
TTR125 Drum Brake	00 - 09	AB251292	14.90	L	AB251292	14.90	L	130062	4.79	L	130077 6.01 L
TTR125L Disc Brake	00 - 15	AB251041	13.60	L	AB251292	14.90	L	130063	17.13	L	130077 6.01 L
XT125	82 - 83	AB251410	12.62	L	AB251189	14.69	L	----		----	
XTZ 125 (SA)	03 - 10	AB251444	9.60	L	----			----		----	
YZ125	74 - 75	AB251410	12.62	L	AB251201	15.28	L	----		----	
YZ125	76 - 79	AB251038	9.90	L	AB251201	15.28	L	----		----	
YZ125	80 - 81	AB251038	9.90	L	AB251200	13.09	L	----		----	
YZ125	82	AB251038	9.90	L	AB251228	15.56	L	----		----	
YZ125	83 - 84	AB251444	9.60	L	AB251228	15.56	L	----		----	
YZ125	85	AB251444	9.60	L	AB251228	15.56	L	130064	13.21	L	----
YZ125	86	AB251444	9.60	L	AB251271	20.01	L	130065	12.69	L	130078 19.17 L
YZ125	87	AB251444	9.60	L	AB251271	20.01	L	130066	12.69	L	130078 19.17 L
YZ125	88	AB251444	9.60	L	AB251271	20.01	L	130066	12.69	L	130079 32.78 L
YZ125	89	AB251444	9.60	L	AB251271	20.01	L	130066	12.69	L	----
YZ125	90	AB251444	9.60	L	AB251271	20.01	L	130066	12.69	L	130093 33.24 L
YZ125	91	AB251444	9.60	L	AB251271	20.01	L	130066	12.69	L	130079 32.78 L
YZ125	92 - 95	AB251054	13.65	L	AB251271	20.01	L	130067	22.81	L	130079 32.78 L
YZ125	96 - 97	AB251090	24.61	L	AB251271	20.01	L	----		130079	32.78 L
YZ125	98	AB251092	22.87	L	AB251271	20.01	L	130099	21.73	L	130079 32.78 L
YZ125	99 - 01	AB251092	22.87	L	AB251252	25.39	L	130069	32.07	L	130080 33.66 L
YZ125	02 - 07	AB251092	22.87	L	AB251252	25.39	L	130070	18.62	L	130081 31.32 L
YZ125	08 - 16	AB251092	22.87	L	AB251252	25.39	L	130098	19.03	L	130081 31.32 L
CT175	72	AB251410	12.62	L	AB251201	15.28	L	----		----	
DT175	74 - 81	AB251410	12.62	L	AB251201	15.28	L	----		----	
IT175	77 - 79	AB251143	7.49	L	AB251201	15.28	L	----		----	
IT175	80 - 83	AB251143	7.49	L	AB251200	13.09	L	----		----	
MX175	74 - 81	AB251410	12.62	L	AB251201	15.28	L	----		----	
TY175	75 - 76	AB251410	12.62	L	AB251201	15.28	L	----		----	
YZ175	76	AB251038	9.90	L	AB251201	15.28	L	----		----	
RT180	90 - 93	AB251190	10.56	L	AB251201	15.28	L	----		----	
RT180	95 - 98	AB251444	9.60	L	AB251201	15.28	L	----		----	
AG200	84 - 06	AB251410	12.62	L	AB251411	18.97	L	----		----	
BW200	85 - 88	AB251104	14.39	L	AB251244	13.64	L	----		----	
IT200	84 - 86	AB251444	9.60	L	AB251228	15.56	L	----		----	
TW200 Trailway	87 - 16	AB251038	9.90	L	AB251227	15.56	L	----		----	
WR200	92	AB251444	9.60	L	AB251271	20.01	L	----		----	
XT200	82 - 83	AB251410	12.62	L	AB251189	14.69	L	----		----	
TT225	86 - 87	AB251444	9.60	L	AB251189	14.69	L	----		----	
TTR225	99 - 04	AB251444	9.60	L	AB251201	15.28	L	----		----	
XT225	92 - 07	AB251444	9.60	L	AB251189	14.69	L	----		----	
TTR230	05 - 15	AB251444	9.60	L	AB251201	15.28	L	----		----	
DT250	72 - 79	AB251038	9.90	L	AB251220	17.46	L	----		----	
IT250	77 - 80	AB251143	7.49	L	AB251220	17.46	L	----		----	
IT250	81 - 83	AB251143	7.49	L	AB251267	24.15	L	----		----	
MX250	73 - 75	AB251038	9.90	L	AB251220	17.46	L	----		----	
TT250	80 - 82	AB251038	9.90	L	AB251231	15.28	L	----		----	
TTR250	99 - 06	AB251059	10.84	L	AB251021	44.90	L	130071	16.46	L	----
TY250	74 - 77	AB251410	12.62	L	AB251201	15.28	L	----		----	

- accessories
- body
- handlebar & grips
- cables & levers
- exhaust
- engine
- fuel & intake
- electrical & ignition
- clutch
- drive
- bearings**
- brakes
- steering & suspension
- tires
- tools & shop



## WHEEL BEARING KITS CONTINUED

MODEL	YEARS	WHEEL BEARING KIT FRONT			WHEEL BEARING KIT REAR			WHEEL SPACER KIT FRONT		WHEEL SPACER KIT REAR			
<b>YAMAHA CONTINUED</b>													
WR250	91	AB251444	9.60	L	AB251271	20.01	L	130066	12.69	L	130079	32.78	L
WR250	92 - 97	AB251054	13.65	L	AB251271	20.01	L	130067	22.81	L	130079	32.78	L
WR250F	01	132546	22.87	L	AB251252	25.39	L	130072	21.48	L	130080	33.66	L
WR250F	02 - 04	132546	22.87	L	AB251252	25.39	L	130073	8.85	L	130081	31.32	L
WR250F	05 - 14	132546	22.87	L	AB251252	25.39	L	130074	13.96	L	130081	31.32	L
WR250F	15	132546	22.87	L	AB251252	25.39	L	130073	8.85	L	130081	31.32	L
WR250R DUAL SPORT	08 - 16	AB251104	14.39	L	AB251252	25.39	L	----			----		
WR250X SUPER-MOTO	08 - 11	AB251104	14.39	L	AB251252	25.39	L	----			----		
XT250	80 - 84	AB251038	9.90	L	AB251231	15.28	L	----			----		
XT250	08 - 16	AB251444	9.60	L	AB251189	14.69	L	130065	12.69	L	----		
XTZ 250 (SA)	07 - 12	AB251033	11.73	L	AB251201	15.28	L	----			----		
YZ250	74 - 79	AB251038	9.90	L	AB251220	17.46	L	----			----		
YZ250	80	AB251038	9.90	L	AB251228	15.56	L	----			----		
YZ250	81	AB251038	9.90	L	AB251267	24.15	L	----			----		
YZ250	82	AB251038	9.90	L	AB251271	20.01	L	----			----		
YZ250	83 - 84	AB251444	9.60	L	AB251267	24.15	L	----			----		
YZ250	85	AB251444	9.60	L	AB251267	24.15	L	130075	13.82	L	130078	19.17	L
YZ250	86 - 87	AB251444	9.60	L	AB251267	24.15	L	130066	12.69	L	130078	19.17	L
YZ250	88	AB251444	9.60	L	AB251271	20.01	L	130066	12.69	L	130079	32.78	L
YZ250	89	AB251444	9.60	L	AB251271	20.01	L	130066	12.69	L	----		
YZ250	90	AB251444	9.60	L	AB251271	20.01	L	130066	12.69	L	130093	33.24	L
YZ250	91	AB251444	9.60	L	AB251271	20.01	L	130066	12.69	L	130079	32.78	L
YZ250	92 - 95	AB251054	13.65	L	AB251271	20.01	L	130067	22.81	L	130079	32.78	L
YZ250	96 - 97	AB251090	24.61	L	AB251271	20.01	L	----			130079	32.78	L
YZ250	98	AB251092	22.87	L	AB251271	20.01	L	130099	21.73	L	130079	32.78	L
YZ250	99 - 01	AB251092	22.87	L	AB251252	25.39	L	130069	32.07	L	130080	33.66	L
YZ250	02 - 07	AB251092	22.87	L	AB251252	25.39	L	130070	18.62	L	130081	31.32	L
YZ250	08 - 16	AB251092	22.87	L	AB251252	25.39	L	130098	19.03	L	130081	31.32	L
YZ250F	01	AB251092	22.87	L	AB251252	25.39	L	130069	32.07	L	130080	33.66	L
YZ250F	02 - 06	AB251092	22.87	L	AB251252	25.39	L	130070	18.62	L	130081	31.32	L
YZ250F	07 - 08	AB251092	22.87	L	AB251252	25.39	L	130098	19.03	L	130081	31.32	L
YZ250F	09 - 13	AB251092	22.87	L	AB251406	24.32	L	130098	19.03	L	130097	31.71	L
YZ250F	14 - 16	AB251482	24.75	L	AB251406	24.32	L	133952	19.95	L	130097	31.71	L
YZ250FX	15	AB251482	24.75	L	AB251252	25.39	L	133952	19.95	L	130081	31.32	L
YZ250X	16	AB251092	22.87	L	AB251252	25.39	L	130098	19.03	L	130081	31.32	L
BW350	87 - 88	AB251472	17.51	L	AB251377	13.10	L	----			----		
TT350	86 - 87	AB251444	9.60	L	AB251267	24.15	L	----			----		
TY350	85 - 86	AB251143	7.49	L	AB251201	15.28	L	----			----		
XT350	85 - 00	AB251444	9.60	L	AB251231	15.28	L	----			----		
DT 360	73 - 74	AB251038	9.90	L	AB251377	13.10	L	----			----		
MX 360	74	AB251038	9.90	L	AB251220	17.46	L	----			----		
RT 360	70 - 73	AB251038	9.90	L	AB251377	13.10	L	----			----		
DT400	75 - 78	AB251038	9.90	L	AB251220	17.46	L	----			----		
IT400	76 - 79	AB251143	7.49	L	AB251220	17.46	L	----			----		
MX400	75	AB251038	9.90	L	AB251220	17.46	L	----			----		
WR400F	98	132546	22.87	L	AB251271	20.01	L	130072	21.48	L	130079	32.78	L
WR400F	99 - 00	132546	22.87	L	AB251252	25.39	L	130072	21.48	L	130080	33.66	L
YZ400	76 - 79	AB251038	9.90	L	AB251220	17.46	L	----			----		
YZ400F	98	AB251092	22.87	L	AB251271	20.01	L	130069	32.07	L	130079	32.78	L
YZ400F	99	AB251092	22.87	L	AB251252	25.39	L	130069	32.07	L	130080	33.66	L
IT425	80	AB251143	7.49	L	AB251220	17.46	L	----			----		



## WHEEL BEARING KITS CONTINUED

MODEL	YEARS	WHEEL BEARING KIT FRONT			WHEEL BEARING KIT REAR			WHEEL SPACER KIT FRONT			WHEEL SPACER KIT REAR		
<b>YAMAHA CONTINUED</b>													
WR426F	01	132546	22.87	L	AB251252	25.39	L	130072	21.48	L	130080	33.66	L
WR426F	02	132546	22.87	L	AB251252	25.39	L	130073	8.85	L	130081	31.32	L
YZ426F	00 - 01	AB251092	22.87	L	AB251252	25.39	L	130069	32.07	L	130080	33.66	L
YZ426F	02	AB251092	22.87	L	AB251252	25.39	L	130070	18.62	L	130081	31.32	L
WR450F	03 - 04	132546	22.87	L	AB251252	25.39	L	130073	8.85	L	130081	31.32	L
WR450F	05 - 15	132546	22.87	L	AB251252	25.39	L	130074	13.96	L	130081	31.32	L
YZ450F	03 - 07	AB251092	22.87	L	AB251252	25.39	L	130070	18.62	L	130081	31.32	L
YZ450F	08	AB251092	22.87	L	AB251252	25.39	L	130098	19.03	L	130081	31.32	L
YZ450F	09 - 13	AB251092	22.87	L	AB251406	24.32	L	130098	19.03	L	130097	31.71	L
YZ450F	14 - 16	AB251482	24.75	L	AB251406	24.32	L	133952	19.95	L	130097	31.71	L
IT465	81 - 82	AB251143	7.49	L	AB251267	24.15	L	----			----		
YZ465	80	AB251038	9.90	L	AB251220	17.46	L	----			----		
YZ465	81	AB251038	9.90	L	AB251267	24.15	L	----			----		
IT490	83 - 84	AB251143	7.49	L	AB251267	24.15	L	----			----		
YZ490	82 - 83	AB251038	9.90	L	AB251267	24.15	L	----			----		
YZ490	84 - 90	AB251444	9.60	L	AB251267	24.15	L	----			----		
SC500	73 - 74	AB251038	9.90	L	AB251220	17.46	L	----			----		
TT500	76 - 81	AB251038	9.90	L	AB251220	17.46	L	----			----		
WR500	92 - 93	AB251444	9.60	L	AB251271	20.01	L	----			----		
XT500	76 - 82	AB251038	9.90	L	AB251377	13.10	L	----			----		
XT550	82 - 83	AB251038	9.90	L	AB251248	23.30	L	----			----		
TT600	83 - 84	AB251143	7.49	L	AB251267	24.15	L	----			----		
TT600	85 - 86	AB251444	9.60	L	AB251267	24.15	L	----			----		
XT600	84 - 95	AB251444	9.60	L	AB251248	23.30	L	----			----		
XT600 (SA)	96 - 00	AB251038	9.90	L	130605	10.49	L	----			----		
XT600 (SA)	02	AB251038	9.90	L	----			----			----		
XT600E (Euro)	96 - 02	AB251038	9.90	L	----			----			----		

- accessories
- body
- handlebar & grips
- cables & levers
- exhaust
- engine
- fuel & intake
- electrical & ignition
- clutch
- drive
- bearings**
- brakes
- steering & suspension
- tires
- tools & shop



## WHEEL BEARING UPGRADE

MODEL	YEARS	REAR WHEEL BEARING UPGRADE KIT (INCLUDES SEALS BEARING INNER AND OUTER SPACERS)			REPLACEMENT BEARING AND SEAL KIT		
<b>HUSABERG</b>							
FE250	13 - 14	130890	58.27	L	130891	19.19	L
TE250	11 - 14	130890	58.27	L	130891	19.19	L
TE300	11 - 14	130890	58.27	L	130891	19.19	L
FE350	13 - 14	130890	58.27	L	130891	19.19	L
390FE	10 - 11	130890	58.27	L	130891	19.19	L
450FC	04 - 05	130890	58.27	L	130891	19.19	L
450FE	04 - 11	130890	58.27	L	130891	19.19	L
450FS-C	05 - 06	130890	58.27	L	130891	19.19	L
450FX	10 - 11	130890	58.27	L	130891	19.19	L
FE450	14	130890	58.27	L	130891	19.19	L
FE501	13 - 14	130890	58.27	L	130891	19.19	L
550FE	07 - 08	130890	58.27	L	130891	19.19	L
570FE	09 - 11	130890	58.27	L	130891	19.19	L
570FS	10 - 11	130890	58.27	L	130891	19.19	L
650FC	04 - 05	130890	58.27	L	130891	19.19	L
650FE	04 - 08	130890	58.27	L	130891	19.19	L
650FS	08	130890	58.27	L	130891	19.19	L
650FS-C	05 - 06	130890	58.27	L	130891	19.19	L
<b>HUSQVARNA</b>							
TC 125	14 - 15	130890	58.27	L	130891	19.19	L
TE 125	15	130890	58.27	L	130891	19.19	L
FC 250	14 - 15	130890	58.27	L	130891	19.19	L
FE 250	14 - 15	130890	58.27	L	130891	19.19	L
TC 250	14 - 15	130890	58.27	L	130891	19.19	L
TE 250	14 - 15	130890	58.27	L	130891	19.19	L
TE 300	14 - 15	130890	58.27	L	130891	19.19	L
FC 350	14 - 15	130890	58.27	L	130891	19.19	L
FE 350	14 - 15	130890	58.27	L	130891	19.19	L
FE 350S	15	130890	58.27	L	130891	19.19	L
FC 450	14 - 15	130890	58.27	L	130891	19.19	L
FE 450	14	130890	58.27	L	130891	19.19	L
FE 501	14 - 15	130890	58.27	L	130891	19.19	L
FE 501S	15	130890	58.27	L	130891	19.19	L
<b>KTM</b>							
EGS 125	93 - 99	130890	58.27	L	130891	19.19	L
EXC 125	93 - 09	130890	58.27	L	130891	19.19	L
EXE 125	00 - 01	130890	58.27	L	130891	19.19	L
SX 125	93 - 12	130890	58.27	L	130891	19.19	L
SXS 125	04	130890	58.27	L	130891	19.19	L
SX 144	07 - 08	130890	58.27	L	130891	19.19	L
SX 150	09 - 12	130890	58.27	L	130891	19.19	L
XC 150	10 - 13	130890	58.27	L	130891	19.19	L
EGS 200	98 - 99	130890	58.27	L	130891	19.19	L
EXC 200	98 - 05	130890	58.27	L	130891	19.19	L
MXC 200	98 - 03	130890	58.27	L	130891	19.19	L
SX 200	00 - 04	130890	58.27	L	130891	19.19	L
XC 200	06 - 09	130890	58.27	L	130891	19.19	L
XC-W 200	06 - 16	130890	58.27	L	130891	19.19	L
EGS 250	94 - 99	130890	58.27	L	130891	19.19	L



## WHEEL BEARING UPGRADE CONTINUED

MODEL	YEARS	REAR WHEEL BEARING UPGRADE KIT (INCLUDES SEALS BEARING INNER AND OUTER SPACERS)			REPLACEMENT BEARING AND SEAL KIT		
<b>KTM CONTINUED</b>							
EXC 250	94 - 05	130890	58.27	L	130891	19.19	L
EXC-G 250 Racing	02 - 05	130890	58.27	L	130891	19.19	L
MXC 250	98 - 01	130890	58.27	L	130891	19.19	L
SX 250	94 - 12	130890	58.27	L	130891	19.19	L
SX-F 250	05 - 12	130890	58.27	L	130891	19.19	L
SXS 250	01 - 04	130890	58.27	L	130891	19.19	L
XC 250	06 - 12	130890	58.27	L	130891	19.19	L
XC-F 250	07 - 12	130890	58.27	L	130891	19.19	L
XC-FW 250	07 - 16	130890	58.27	L	130891	19.19	L
XC-W 250	06 - 16	130890	58.27	L	130891	19.19	L
EGS 300	94 - 99	130890	58.27	L	130891	19.19	L
EXC 300	94 - 05	130890	58.27	L	130891	19.19	L
MXC 300	94 - 05	130890	58.27	L	130891	19.19	L
SX 300	94	130890	58.27	L	130891	19.19	L
XC 300	06 - 12	130890	58.27	L	130891	19.19	L
XC-W 300	06 - 16	130890	58.27	L	130891	19.19	L
XC-W 300 SIX DAYS	15	130890	58.27	L	130891	19.19	L
EXC-F 350	13 - 16	130890	58.27	L	130891	19.19	L
SX-F 350	11 - 12	130890	58.27	L	130891	19.19	L
XC-F 350	11 - 12	130890	58.27	L	130891	19.19	L
XC-FW 350	12 - 16	130890	58.27	L	130891	19.19	L
XC-FW 350 SIX DAYS	15	130890	58.27	L	130891	19.19	L
EGS 360	96 - 97	130890	58.27	L	130891	19.19	L
EXC 360	96 - 97	130890	58.27	L	130891	19.19	L
MXC 360	96 - 97	130890	58.27	L	130891	19.19	L
SX 360	96 - 97	130890	58.27	L	130891	19.19	L
EGS 380	98 - 99	130890	58.27	L	130891	19.19	L
EXC 380	98 - 02	130890	58.27	L	130891	19.19	L
MXC 380	98 - 01	130890	58.27	L	130891	19.19	L
SX 380	98 - 02	130890	58.27	L	130891	19.19	L
EXC 400	00 - 02	130890	58.27	L	130891	19.19	L
EXC-G 400	04 - 06	130890	58.27	L	130891	19.19	L
MXC 400	01 - 02	130890	58.27	L	130891	19.19	L
SC 400	00	130890	58.27	L	130891	19.19	L
SX 400	98 - 02	130890	58.27	L	130891	19.19	L
SXC 400	97 - 00	130890	58.27	L	130891	19.19	L
TXC 400	98	130890	58.27	L	130891	19.19	L
XC-W 400	07 - 10	130890	58.27	L	130891	19.19	L
EXC 440	94 - 95	130890	58.27	L	130891	19.19	L
MXC 440	94	130890	58.27	L	130891	19.19	L
SX 440	94	130890	58.27	L	130891	19.19	L
EXC 450	03 - 11	130890	58.27	L	130891	19.19	L
EXC-G 450	04 - 07	130890	58.27	L	130891	19.19	L
EXC-R 450	08	130890	58.27	L	130891	19.19	L
MXC-G 450	03 - 05	130890	58.27	L	130891	19.19	L
SMR 450	05 - 07	130890	58.27	L	130891	19.19	L
SMS 450	03 - 04	130890	58.27	L	130891	19.19	L
SX 450	03 - 06	130890	58.27	L	130891	19.19	L
SX-F 450	07 - 12	130890	58.27	L	130891	19.19	L
SXS 450	03 - 04	130890	58.27	L	130891	19.19	L
XC 450	04 - 07	130890	58.27	L	130891	19.19	L

- accessories
- body
- handlebar & grips
- cables & levers
- exhaust
- engine
- fuel & intake
- electrical & ignition
- clutch
- drive
- bearings**
- brakes
- steering & suspension
- tires
- tools & shop



## WHEEL BEARING UPGRADE CONTINUED

MODEL	YEARS	REAR WHEEL BEARING UPGRADE KIT (INCLUDES SEALS BEARING INNER AND OUTER SPACERS)			REPLACEMENT BEARING AND SEAL KIT		
<b>KTM CONTINUED</b>							
XC-F 450	08 - 09	130890	58.27	L	130891	19.19	L
XCR-W 450	08	130890	58.27	L	130891	19.19	L
XC-W 450	07 - 16	130890	58.27	L	130891	19.19	L
EXC 500	12 - 16	130890	58.27	L	130891	19.19	L
XC-W 500	12 - 16	130890	58.27	L	130891	19.19	L
SX-F 505	08	130890	58.27	L	130891	19.19	L
XC-F 505	08 - 09	130890	58.27	L	130891	19.19	L
EXC 520	00 - 02	130890	58.27	L	130891	19.19	L
MXC 520	01 - 02	130890	58.27	L	130891	19.19	L
SX 520	00 - 02	130890	58.27	L	130891	19.19	L
EXC 525	03 - 07	130890	58.27	L	130891	19.19	L
MXC-G 525	03 - 05	130890	58.27	L	130891	19.19	L
SMR 525	05	130890	58.27	L	130891	19.19	L
SX 525	03 - 06	130890	58.27	L	130891	19.19	L
XC 525	06 - 07	130890	58.27	L	130891	19.19	L
XC-W 525	07	130890	58.27	L	130891	19.19	L
EXC 530	10 - 11	130890	58.27	L	130891	19.19	L
EXC-R 530	08 - 09	130890	58.27	L	130891	19.19	L
XCR-W 530	08	130890	58.27	L	130891	19.19	L
XC-W 530	09 - 11	130890	58.27	L	130891	19.19	L
SXS 540	01 - 06	130890	58.27	L	130891	19.19	L
MXC 550	94 - 96	130890	58.27	L	130891	19.19	L
SMR 560	06 - 07	130890	58.27	L	130891	19.19	L
620 TXC	98	130890	58.27	L	130891	19.19	L
EXC 620	94	130890	58.27	L	130891	19.19	L
Super Moto 620	98	130890	58.27	L	130891	19.19	L
SX 620	97 - 99	130890	58.27	L	130891	19.19	L
SXC 620	97	130890	58.27	L	130891	19.19	L
TXC 620	98	130890	58.27	L	130891	19.19	L
SXC 625	03 - 05	130890	58.27	L	130891	19.19	L



## STEERING STEM BEARINGS

MODEL	YEARS	STEERING BEARING KIT (INCLUDES SEALS BEARINGS WITH RACES)		
<b>APRILLA</b>				
MX125	04	AB221044	22.33	L
RXV 450	06 - 11	132569	41.98	L
SXV 450	06 - 11	132569	41.98	L
RXV 550	06 - 11	132569	41.98	L
SXV 550	06 - 11	132569	41.98	L
<b>BETA</b>				
REV 50	06 - 08	AB221047	28.00	L
EVO 80	09 - 11	AB221047	28.00	L
EVO JR 80	09 - 11	AB221047	28.00	L
REV 80	06 - 08	AB221047	28.00	L
EVO 2T 125	09 - 14	AB221047	28.00	L
REV 2T 125	04 - 08	AB221047	28.00	L
EVO 2T 200	09 - 13	AB221047	28.00	L
REV 2T 200	04 - 08	AB221047	28.00	L
EVO 2T 250	09 - 13	AB221047	28.00	L
EVO 4T 250	09 - 12	AB221047	28.00	L
REV 2T 250	04 - 08	AB221047	28.00	L
REV 4T 250	08	AB221047	28.00	L
REV 2T 270	04 - 08	AB221047	28.00	L
EVO 2T 290	09 - 11	AB221047	28.00	L
EVO 2T 300	12 - 13	AB221047	28.00	L
EVO 4T 300	09 - 12	AB221047	28.00	L
<b>GAS GAS</b>				
MC 65	06	AB221047	28.00	L
EC125	01 - 05	AB221044	22.33	L
EC125	06 - 11	AB221056	40.16	L
HALLEY 2T 125 EH	09	AB221044	22.33	L
HALLEY 2T 125 SM	09	AB221044	22.33	L
HALLEY 4T 125 EH	09	AB221044	22.33	L
MC125	01 - 05	AB221044	22.33	L
MC125	06 - 09	AB221056	40.16	L
PAMPERA 125	02 - 05	AB221047	28.00	L
SM125	03 - 06	AB221044	22.33	L
SM125	07 - 09	AB221056	40.16	L
TXT Trials 125	98 - 01	AB251523	44.18	L
TXT Trials 125	02 - 12	AB221047	28.00	L
EC200	99 - 05	AB221044	22.33	L
EC200	06 - 11	AB221056	40.16	L
TXT Trials 200	98 - 01	AB251523	44.18	L
TXT Trials 200	02 - 09	AB221047	28.00	L
EC250	96 - 05	AB221044	22.33	L
EC250	06 - 13	AB221056	40.16	L
EC250 4T	10 - 12	AB221056	40.16	L
MC250	99 - 05	AB221044	22.33	L
MC250	06 - 09	AB221056	40.16	L
PAMPERA 250	02 - 05	AB221047	28.00	L
SM250	03 - 05	AB221044	22.33	L

MODEL	YEARS	STEERING BEARING KIT (INCLUDES SEALS BEARINGS WITH RACES)		
<b>GAS GAS CONTINUED</b>				
TXT Trials 250	98 - 01	AB251523	44.18	L
TXT Trials 250	02 - 12	AB221047	28.00	L
PAMPERA 280	02 - 05	AB221047	28.00	L
TXT Trials 280	98 - 01	AB251523	44.18	L
TXT Trials 280	02 - 12	AB221047	28.00	L
EC300	99 - 05	AB221044	22.33	L
EC300	06 - 13	AB221056	40.16	L
TXT Trials 300	98 - 01	AB251523	44.18	L
TXT Trials 300	02 - 13	AB221047	28.00	L
EC450FSE	03 - 05	AB221044	22.33	L
EC450FSE	06	AB221056	40.16	L
EC450FSR	07 - 09	AB221056	40.16	L
HALLEY 450 EH	09	AB221056	40.16	L
HALLEY 450 SM	09	AB221056	40.16	L
MC450FSR	07	AB221056	40.16	L
PAMPERA 450	07	AB221044	22.33	L
SM450FSE	04 - 05	AB221044	22.33	L
SM450FSR	07 - 09	AB221056	40.16	L
<b>HONDA</b>				
CRF50F	04 - 15	AB221002	41.10	L
CRM50R (EURO)	93 - 96	AB221002	41.10	L
MT50S (EURO)	93 - 96	AB221002	41.10	L
XR50R	00 - 03	AB221002	41.10	L
Z-50	72 - 78	AB221002	41.10	L
Z-50R	79 - 99	AB221002	41.10	L
Z-50RD	86	AB221002	41.10	L
CR60	83	AB221002	41.10	L
CRF70F	04 - 12	AB221002	41.10	L
CT70 Trail	69 - 94	AB221002	41.10	L
SL70	71 - 73	AB221002	41.10	L
XL70	76	AB221002	41.10	L
XR70R	97 - 03	AB221002	41.10	L
CRM75R (EURO)	89 - 94	AB221002	41.10	L
XL75	77 - 79	AB221002	41.10	L
XR75	73 - 78	AB221002	41.10	L
CR80	80 - 82	AB221002	41.10	L
CR80R	87 - 02	AB221021	33.90	L
CR80RB	97 - 02	AB221021	33.90	L
CRF80F	04 - 13	AB221002	41.10	L
XL80S	80 - 85	AB221002	41.10	L
XR80	79 - 84	AB221002	41.10	L
XR80R	85 - 03	AB221002	41.10	L
CR85R/RB	03 - 07	AB221021	33.90	L
CT90 Trail	66 - 79	AB221002	41.10	L
CRF100F	04 - 13	AB221002	41.10	L
XL100	76 - 80	AB221002	41.10	L
XL100S	79 - 85	AB221002	41.10	L
XR100	81 - 84	AB221002	41.10	L
XR100R	85 - 03	AB221002	41.10	L
CRF110F	13 - 16	AB221029	41.10	L
CT110 Trail	80 - 86	AB221002	41.10	L

- accessories
- body
- handlebar & grips
- cables & levers
- exhaust
- engine
- fuel & intake
- electrical & ignition
- clutch
- drive
- bearings**
- brakes
- steering & suspension
- tires
- tools & shop



## STEERING STEM BEARINGS CONTINUED

- accessories
- body
- handlebar & grips
- cables & levers
- exhaust
- engine
- fuel & intake
- electrical & ignition
- clutch
- drive
- bearings
- brakes
- steering & suspension
- tires
- tools & shop

MODEL	YEARS	STEERING BEARING KIT (INCLUDES SEALS BEARINGS WITH RACES)			
<b>HONDA CONTINUED</b>					
CR125M	74 - 78	AB221002	41.10	L	
CR125R	79 - 81	AB221057	47.71	L	
CR125R	82 - 89	AB221021	33.90	L	
CR125R	90 - 92	AB221018	42.39	L	
CR125R	93 - 94	AB221010	47.73	L	
CR125R	95 - 97	AB221030	43.29	L	
CR125R	98 - 07	AB221010	47.73	L	
CRF125F	14 - 16	AB221029	41.10	L	
CRM125R (NOT US MODEL)	93 - 99	AB221022	30.05	L	
MT125 Elsinore	74 - 76	AB221002	41.10	L	
NX125 (EURO)	95 - 97	AB221022	30.05	L	
SL125 Moto Sport	71 - 73	AB221002	41.10	L	
TL125	73 - 76	AB221002	41.10	L	
XL125	74 - 85	AB221002	41.10	L	
XLR125 (Euro)	98	AB221021	33.90	L	
XR125L (Euro)	04 - 11	AB221021	33.90	L	
CRF150F	03 - 16	AB221021	33.90	L	
CRF150R/RB	07 - 16	AB221021	33.90	L	
MR175 Elsinore	76 - 77	AB221002	41.10	L	
SL175	70 - 71	132565	48.18	L	
XL175	73 - 78	132565	48.18	L	
XL185S	79 - 83	AB221002	41.10	L	
XR185	79	AB221002	41.10	L	
CTX200	02 - 11	AB221021	33.90	L	
TLR200 Reflex	86 - 87	AB221029	41.10	L	
TR200 Fatcat	86 - 87	AB221029	41.10	L	
XL200R	83 - 84	AB221021	33.90	L	
XR200	80 - 84	AB221002	41.10	L	
XR200R	81 - 02	AB221021	33.90	L	
CRF230F	03 - 16	AB221021	33.90	L	
CRF230L	08 - 09	AB221021	33.90	L	
CRF230M	09	AB221021	33.90	L	
CR250	73	132565	48.18	L	
CR250	74 - 76	AB221029	41.10	L	
CR250R	78 - 81	AB221057	47.71	L	
CR250R	82 - 89	AB221021	33.90	L	
CR250R	90 - 91	AB221018	42.39	L	
CR250R	92 - 94	AB221010	47.73	L	
CR250R	95 - 96	AB221030	43.29	L	
CR250R	97 - 07	AB221010	47.73	L	
CRF250L	13 - 15	AB221021	33.90	L	
CRF250R	04 - 09	AB221010	47.73	L	
CRF250R	10 - 13	AB221059	40.12	L	
CRF250R	14 - 16	132567	39.35	L	
CRF250X	04 - 15	AB221010	47.73	L	
CRM250AR (NOT US MODEL)	96 - 99	AB221021	33.90	L	
MR250	76	AB221029	41.10	L	
MT250	74 - 76	AB221029	41.10	L	
NX250	88 - 90	AB221021	33.90	L	
TL250	75 - 76	132565	48.18	L	

MODEL	YEARS	STEERING BEARING KIT (INCLUDES SEALS BEARINGS WITH RACES)			
<b>HONDA CONTINUED</b>					
XL250	72 - 76	132565	48.18	L	
XL250R	82 - 87	AB221021	33.90	L	
XL250S	78 - 81	AB221029	41.10	L	
XR250	79 - 80	AB221029	41.10	L	
XR250 TORNADO (EURO)	01 - 02	AB221021	33.90	L	
XR250L	91 - 96	AB221021	33.90	L	
XR250R	81 - 04	AB221021	33.90	L	
XRE300 (SA)	10 - 12	AB221021	33.90	L	
SL350	70	130272	44.78	L	
SL350K1	71	130272	44.78	L	
SL350K2	72	130272	44.78	L	
XL350	74 - 78	132565	48.18	L	
XL350R	84 - 85	AB221021	33.90	L	
XR350R	83 - 85	AB221021	33.90	L	
XR400R	96 - 04	AB221021	33.90	L	
CR450R	81	AB221021	33.90	L	
CRF450R	02 - 08	AB221010	47.73	L	
CRF450R	09 - 12	AB221059	40.12	L	
CRF450R	13 - 16	132567	39.35	L	
CRF450X	05 - 15	AB221010	47.73	L	
CR480R	82 - 83	AB221021	33.90	L	
CR500R	84 - 89	AB221021	33.90	L	
CR500R	90 - 01	AB221018	42.39	L	
NX500 (EURO)	93 - 99	AB221021	33.90	L	
XL500R	82	AB221021	33.90	L	
XL500S	79 - 81	AB221029	41.10	L	
XR500	79 - 80	AB221029	41.10	L	
XR500R	81 - 84	AB221021	33.90	L	
XL600R	83 - 87	AB221021	33.90	L	
XR600R	85 - 00	AB221021	33.90	L	
FMX650 (Euro)	05 - 06	AB221021	33.90	L	
FX650 (Euro)	99 - 00	AB221021	33.90	L	
XR650L	93 - 15	AB221021	33.90	L	
XR650R	00 - 07	AB221018	42.39	L	
<b>HUSABERG</b>					
1989-2008 All Models	All	AB221032	23.01	L	
FE250	13 - 14	AB221026	30.05	L	
TE250	11 - 14	AB221026	30.05	L	
TE300	11 - 14	AB221026	30.05	L	
FE350	13 - 14	AB221026	30.05	L	
390FE	10 - 11	AB221026	30.05	L	
450FC	01 - 05	AB221032	23.01	L	
450FE	04 - 08	AB221032	23.01	L	
450FE	09 - 11	AB221026	30.05	L	
450FE-E	01 - 03	AB221032	23.01	L	
450FS	04	AB221032	23.01	L	
450FS-C	01 - 06	AB221032	23.01	L	
450FS-E	01 - 08	AB221032	23.01	L	
450FX	10 - 11	AB221026	30.05	L	





## STEERING STEM BEARINGS CONTINUED

MODEL	YEARS	STEERING BEARING KIT (INCLUDES SEALS BEARINGS WITH RACES)		
<b>HUSABERGA CONTINUED</b>				
450FX-E	01 - 03	AB221032	23.01	L
FE450	14	AB221026	30.05	L
FE501	13 - 14	AB221026	30.05	L
550FE	07 - 08	AB221032	23.01	L
550FS-E	07	AB221032	23.01	L
570FE	09 - 11	AB221026	30.05	L
570FS	10 - 11	AB221026	30.05	L
650FC	04 - 05	AB221032	23.01	L
650FE	04 - 08	AB221032	23.01	L
650FS	04 - 08	AB221032	23.01	L
650FS-C	05 - 06	AB221032	23.01	L
650FS-E	05 - 07	AB221032	23.01	L
<b>HUSQVARNA</b>				
CR65	12	AB221047	28.00	L
TC 85	14 - 15	AB221047	28.00	L
CR125	93 - 98	AB221032	23.01	L
CR125	99 - 13	AB221061	30.99	L
SM125	98	AB221032	23.01	L
TC 125	14 - 15	AB221026	30.05	L
TE 125	15	AB221026	30.05	L
WR125	98 - 07	AB221032	23.01	L
WR125	08 - 13	AB221061	30.99	L
WRE125	95	AB221032	23.01	L
WXC-WXE 125	94 - 95	AB221032	23.01	L
WR240	88	AB221032	23.01	L
CR250	93 - 95	AB221032	23.01	L
CR250	99 - 04	AB221061	30.99	L
FC 250	14 - 15	AB221026	30.05	L
FE 250	14 - 15	AB221026	30.05	L
TC 250	14 - 15	AB221026	30.05	L
TC250	03 - 13	AB221061	30.99	L
TE 250	14 - 15	AB221026	30.05	L
TE250	03 - 07	AB221032	23.01	L
TE250	08 - 13	AB221061	30.99	L
TXC250	08 - 13	AB221061	30.99	L
WR250	88 - 07	AB221032	23.01	L
WR250	08 - 13	AB221061	30.99	L
WXC-WXE 250	93 - 95	AB221032	23.01	L
XC250	88	AB221032	23.01	L
TE 300	14 - 15	AB221026	30.05	L
WR300	08 - 13	AB221061	30.99	L
TE310	09 - 13	AB221061	30.99	L
TXC310	12 - 13	AB221061	30.99	L
FC 350	14 - 15	AB221026	30.05	L
FE 350	14 - 15	AB221026	30.05	L
FE 350S	15	AB221026	30.05	L
TE350	95	AB221032	23.01	L
WXC-WXE 350	92 - 94	AB221032	23.01	L
WXE350	91	AB221032	23.01	L
CR360	93	AB221032	23.01	L
WR360	98 - 02	AB221032	23.01	L

MODEL	YEARS	STEERING BEARING KIT (INCLUDES SEALS BEARINGS WITH RACES)		
<b>HUSQVARNA CONTINUED</b>				
WXC-WXE 360	93 - 95	AB221032	23.01	L
SM400R	04	AB221032	23.01	L
TE400	01	AB221032	23.01	L
WR400	88	AB221032	23.01	L
TE410	99 - 01	AB221032	23.01	L
TE410E	99	AB221032	23.01	L
CR430	88	AB221032	23.01	L
WR430	88	AB221032	23.01	L
XC430	88	AB221032	23.01	L
FC 450	14 - 15	AB221026	30.05	L
FE 450	14	AB221026	30.05	L
SM450	10	AB221061	30.99	L
SM450R	03 - 07	AB221032	23.01	L
SM450R	08 - 09	AB221061	30.99	L
TC450	03 - 10	AB221061	30.99	L
TE TC TXC 449	11 - 13	AB221061	30.99	L
TE450	03 - 07	AB221032	23.01	L
TE450	08 - 10	AB221061	30.99	L
TXC450	08 - 10	AB221061	30.99	L
FE 501	14 - 15	AB221026	30.05	L
FE 501S	15	AB221026	30.05	L
SM510	10	AB221061	30.99	L
SM510R	05 - 07	AB221032	23.01	L
SM510R	08 - 09	AB221061	30.99	L
TC510	88 - 90	AB221032	23.01	L
TC510	05 - 09	AB221061	30.99	L
TE510	88 - 07	AB221032	23.01	L
TE510	09 - 10	AB221061	30.99	L
TX510	88	AB221032	23.01	L
TXC510	08 - 10	AB221061	30.99	L
TE TXC 511	12 - 13	AB221061	30.99	L
SM530R	09	AB221061	30.99	L
SMR570	01 - 04	AB221032	23.01	L
TC570	01 - 02	AB221061	30.99	L
TE570	01 - 04	AB221032	23.01	L
SM610	01 - 07	AB221032	23.01	L
SM610	08	AB221061	30.99	L
SMR610	00 - 01	AB221032	23.01	L
TC610	98	AB221032	23.01	L
TC610	99 - 00	AB221061	30.99	L
TE610	98 - 07	AB221032	23.01	L
TE610	08	AB221061	30.99	L
WXC-WXE 610	93 - 95	AB221032	23.01	L
WXE-WMX 610	91	AB221032	23.01	L
SMS630	10 - 11	AB221061	30.99	L
TE630	10 - 11	AB221061	30.99	L
<b>KAWASAKI</b>				
KX60	83 - 03	AB221040	42.39	L
KX65	00 - 15	AB221022	30.05	L
KD80	75 - 90	AB221040	42.39	L
KX80	86 - 00	AB221022	30.05	L

- accessories
- body
- handlebar & grips
- cables & levers
- exhaust
- engine
- fuel & intake
- electrical & ignition
- clutch
- drive
- bearings**
- brakes
- steering & suspension
- tires
- tools & shop



## STEERING STEM BEARINGS CONTINUED

- accessories
- body
- handlebar & grips
- cables & levers
- exhaust
- engine
- fuel & intake
- electrical & ignition
- clutch
- drive
- bearings**
- brakes
- steering & suspension
- tires
- tools & shop

MODEL	YEARS	STEERING BEARING KIT (INCLUDES SEALS BEARINGS WITH RACES)			
<b>KAWASAKI CONTINUED</b>					
KX80 Big Wheel	92 - 94	AB221022	30.05	L	
KX85	01 - 15	AB221022	30.05	L	
KD100	76 - 79	AB221040	42.39	L	
KE100	76 - 01	AB221040	42.39	L	
KM100	76 - 81	AB221040	42.39	L	
KX100	95 - 15	AB221022	30.05	L	
KLX110	02 - 09	AB221040	42.39	L	
KLX110	10 - 16	132514	44.23	L	
KLX110L	10 - 16	132514	44.23	L	
KLX125	03 - 06	AB221006	35.70	L	
KLX125L	03 - 06	AB221006	35.70	L	
KX125	78 - 81	AB221022	30.05	L	
KX125	82 - 91	AB221004	33.90	L	
KX125	92 - 05	AB221023	33.90	L	
KLX140	08 - 16	AB221022	30.05	L	
KLX140L	08 - 16	AB221022	30.05	L	
KDX175	80 - 82	AB221022	30.05	L	
KDX200	83 - 06	AB221004	33.90	L	
KDX220	97 - 05	AB221004	33.90	L	
KDX250	80	AB221022	30.05	L	
KDX250	81 - 94	AB221004	33.90	L	
KL250 Super Sherpa	00 - 10	AB221009	33.90	L	
KLR250	85 - 05	AB221009	33.90	L	
KLX250	79 - 80	AB221022	30.05	L	
KLX250R	94 - 96	AB221004	33.90	L	
KLX250S	06 - 14	AB221004	33.90	L	
KLX250SF	09 - 10	AB221004	33.90	L	
KX250	74 - 78	AB221022	30.05	L	
KX250	79 - 91	AB221004	33.90	L	
KX250	92 - 07	AB221023	33.90	L	
KX250F	04 - 16	AB221023	33.90	L	
KLX300(R)	97 - 07	AB221004	33.90	L	
KDX400	79 - 80	AB221022	30.05	L	
KLX400R	03 - 04	AB221013	44.78	L	
KLX400SR	03 - 04	AB221013	44.78	L	
KX400	75 - 76	AB221022	30.05	L	
KDX420	81	AB221004	33.90	L	
KX420	80 - 81	AB221004	33.90	L	
KDX450	82	AB221004	33.90	L	
KLX450R	08 - 09	AB221023	33.90	L	
KX450F	06 - 16	AB221023	33.90	L	
KX500	83 - 04	AB221004	33.90	L	
KL600	84 - 86	AB221009	33.90	L	
KL650 A (KLR)	87 - 07	AB221009	33.90	L	
KL650 B (KLR)	90 - 91	AB221009	33.90	L	
KL650 E (KLR)	08 - 15	AB221009	33.90	L	
KLX650 C	93 - 96	AB221004	33.90	L	
KLX650D1	96	AB221004	33.90	L	
KLX650R	93 - 96	AB221004	33.90	L	

MODEL	YEARS	STEERING BEARING KIT (INCLUDES SEALS BEARINGS WITH RACES)			
<b>KTM</b>					
50 SX	06 - 16	AB221047	28.00	L	
50 SXS	11 - 14	AB221047	28.00	L	
SM 50	06	AB221047	28.00	L	
SX 50 Mini	09 - 16	AB221047	28.00	L	
SX PRO JR 50	09	AB221047	28.00	L	
SX PRO SR 50	05	AB221047	28.00	L	
SX 60	98 - 00	AB221047	28.00	L	
SX 65	98 - 16	AB221047	28.00	L	
SXS 65	13 - 14	AB221047	28.00	L	
XC 65	08 - 09	AB221047	28.00	L	
SX 85	03 - 16	AB221047	28.00	L	
SXS 85	13 - 14	AB221047	28.00	L	
XC 85	08 - 09	AB221047	28.00	L	
SX 105	06 - 11	AB221047	28.00	L	
XC 105	08 - 09	AB221047	28.00	L	
EGS 125	93 - 99	AB221026	30.05	L	
EXC 125	93 - 09	AB221026	30.05	L	
EXE 125	00 - 01	AB221026	30.05	L	
SX 125	93 - 16	AB221026	30.05	L	
SXS 125	04	AB221026	30.05	L	
SX 144	07 - 08	AB221026	30.05	L	
SX 150	09 - 16	AB221026	30.05	L	
XC 150	10 - 14	AB221026	30.05	L	
EGS 200	98 - 99	AB221026	30.05	L	
EXC 200	98 - 05	AB221026	30.05	L	
MXC 200	98 - 03	AB221026	30.05	L	
SX 200	00 - 04	AB221026	30.05	L	
XC 200	06 - 09	AB221026	30.05	L	
XC-W 200	06 - 16	AB221026	30.05	L	
250 SX-F FAC- TORY EDITION	15	AB221026	30.05	L	
EGS 250	94 - 99	AB221026	30.05	L	
EXC 250	94 - 05	AB221026	30.05	L	
EXC-G 250 Racing	02 - 05	AB221026	30.05	L	
FREERIDE 250 R	15 - 16	AB221026	30.05	L	
MXC 250	98 - 01	AB221026	30.05	L	
SX 250	94 - 16	AB221026	30.05	L	
SX-F 250	05 - 16	AB221026	30.05	L	
SXS 250	01 - 04	AB221026	30.05	L	
XC 250	06 - 16	AB221026	30.05	L	
XC-F 250	07 - 16	AB221026	30.05	L	
XC-FW 250	07 - 16	AB221026	30.05	L	
XC-W 250	06 - 16	AB221026	30.05	L	
EGS 300	94 - 99	AB221026	30.05	L	
EXC 300	94 - 05	AB221026	30.05	L	
MXC 300	94 - 05	AB221026	30.05	L	
SX 300	94	AB221026	30.05	L	
XC 300	06 - 16	AB221026	30.05	L	
XC-W 300	06 - 16	AB221026	30.05	L	
XC-W 300 SIX DAYS	15	AB221026	30.05	L	



## STEERING STEM BEARINGS CONTINUED

MODEL	YEARS	STEERING BEARING KIT (INCLUDES SEALS BEARINGS WITH RACES)		
<b>KTM CONTINUED</b>				
EXC-F 350	13 - 16	AB221026	30.05	L
FREERIDE 350 (EURO)	15	AB221026	30.05	L
LC4 350	94 - 95	AB221026	30.05	L
SX-F 350	11 - 16	AB221026	30.05	L
XC-F 350	11 - 16	AB221026	30.05	L
XC-FW 350	12 - 16	AB221026	30.05	L
XC-FW 350 SIX DAYS	15	AB221026	30.05	L
EGS 360	96 - 97	AB221026	30.05	L
EXC 360	96 - 97	AB221026	30.05	L
MXC 360	96 - 97	AB221026	30.05	L
SX 360	96 - 97	AB221026	30.05	L
EGS 380	98 - 99	AB221026	30.05	L
EXC 380	98 - 02	AB221026	30.05	L
MXC 380	98 - 01	AB221026	30.05	L
SX 380	98 - 02	AB221026	30.05	L
Comp. 400	95 - 99	AB221026	30.05	L
DUKE 400	94 - 95	AB221026	30.05	L
EGS 400	94 - 97	AB221026	30.05	L
EGS-E 400	97	AB221026	30.05	L
EXC 400	94 - 02	AB221026	30.05	L
EXC-G 400	04 - 06	AB221026	30.05	L
LC4 400	98 - 99	AB221026	30.05	L
LC4-E 400	00 - 01	AB221026	30.05	L
LSE 400	97	AB221026	30.05	L
MXC 400	01 - 02	AB221026	30.05	L
RXC 400	95 - 98	AB221026	30.05	L
SC 400	00	AB221026	30.05	L
SX 400	98 - 02	AB221026	30.05	L
SXC 400	97 - 00	AB221026	30.05	L
TXC 400	98	AB221026	30.05	L
XC-W 400	07 - 10	AB221026	30.05	L
EXC 440	94 - 95	AB221026	30.05	L
MXC 440	94	AB221026	30.05	L
SX 440	94	AB221026	30.05	L
450 SX-F FAC- TORY EDITION	15	AB221026	30.05	L
EXC 450	03 - 14	AB221026	30.05	L
EXC-G 450	04 - 07	AB221026	30.05	L
EXC-R 450	08	AB221026	30.05	L
MXC-G 450	03 - 05	AB221026	30.05	L
SMR 450	05 - 14	AB221026	30.05	L
SMS 450	03 - 04	AB221026	30.05	L
SX 450	03 - 06	AB221026	30.05	L
SX-F 450	07 - 16	AB221026	30.05	L
SXS 450	03 - 04	AB221026	30.05	L
XC 450	04 - 07	AB221026	30.05	L
XC-F 450	08 - 16	AB221026	30.05	L
XCR-W 450	08	AB221026	30.05	L
XC-W 450	07 - 16	AB221026	30.05	L
EXC 500	12 - 16	AB221026	30.05	L

MODEL	YEARS	STEERING BEARING KIT (INCLUDES SEALS BEARINGS WITH RACES)		
<b>KTM CONTINUED</b>				
EXC 500 SIX DAYS	16	AB221026	30.05	L
LC4 500	91 - 92	AB221026	30.05	L
XC-W 500	12 - 16	AB221026	30.05	L
SX-F 505	08	AB221026	30.05	L
XC-F 505	08 - 09	AB221026	30.05	L
EXC 520	00 - 02	AB221026	30.05	L
MXC 520	01 - 02	AB221026	30.05	L
SX 520	00 - 02	AB221026	30.05	L
EXC 525	03 - 07	AB221026	30.05	L
MXC-G 525	03 - 05	AB221026	30.05	L
SMR 525	05	AB221026	30.05	L
SX 525	03 - 06	AB221026	30.05	L
XC 525	06 - 07	AB221026	30.05	L
XC-W 525	07	AB221026	30.05	L
EXC 530	10 - 11	AB221026	30.05	L
EXC-R 530	08 - 09	AB221026	30.05	L
XCR-W 530	08	AB221026	30.05	L
XC-W 530	09 - 11	AB221026	30.05	L
SXS 540	01 - 06	AB221026	30.05	L
MXC 550	94 - 96	AB221026	30.05	L
SMR 560	06 - 07	AB221026	30.05	L
LC4 600	91 - 92	AB221026	30.05	L
620 TXC	98	AB221026	30.05	L
COMP LIMITED 620	97	AB221026	30.05	L
Comp. 620	94 - 99	AB221026	30.05	L
EGS 620	94 - 97	AB221026	30.05	L
EGS-E 620	97	AB221026	30.05	L
EXC 620	94 - 95	AB221026	30.05	L
LC4 620	97 - 98	AB221026	30.05	L
LC4 Comp 620	99	AB221026	30.05	L
LC4 Super Moto 620	99	AB221026	30.05	L
RXC 620	95 - 97	AB221026	30.05	L
Super Moto 620	98	AB221026	30.05	L
SX 620	97 - 99	AB221026	30.05	L
SXC 620	97	AB221026	30.05	L
TXC 620	98	AB221026	30.05	L
SMC 625	04 - 06	AB221026	30.05	L
SXC 625	03 - 05	AB221026	30.05	L
640 LC4	98 - 02	AB221026	30.05	L
640 LC4 Enduro	03 - 04	AB221026	30.05	L
640 LC4 Super- moto	02 - 05	AB221026	30.05	L
Adventure 640	98 - 07	AB221026	30.05	L
LC4 640	05	AB221026	30.05	L
SC Super Moto 640	00 - 01	AB221026	30.05	L
Super Moto 640	99	AB221026	30.05	L
660 RALLY FAC- TORY REPL.	06 - 07	AB221026	30.05	L
660 RALLYE	01 - 05	AB221026	30.05	L

- accessories
- body
- handlebar & grips
- cables & levers
- exhaust
- engine
- fuel & intake
- electrical & ignition
- clutch
- drive
- bearings**
- brakes
- steering & suspension
- tires
- tools & shop



## STEERING STEM BEARINGS CONTINUED

- accessories
- body
- handlebar & grips
- cables & levers
- exhaust
- engine
- fuel & intake
- electrical & ignition
- clutch
- drive
- bearings
- brakes
- steering & suspension
- tires
- tools & shop

MODEL	YEARS	STEERING BEARING KIT (INCLUDES SEALS BEARINGS WITH RACES)		
<b>KTM CONTINUED</b>				
690 RALLY FAC- TORY REPL.	08 - 09	AB221026	30.05	L
ENDURO R 690	09 - 15	AB221026	30.05	L
SMC 690	09 - 10	AB221026	30.05	L
SUPERMOTO 690	07	AB221026	30.05	L
ADVENTURE 950	03 - 06	AB221026	30.05	L
SUPER ENDURO 950	07	AB221026	30.05	L
SUPERMOTO 950	05 - 07	AB221026	30.05	L
ADVENTURE 990	07 - 13	AB221026	30.05	L
SUPERMOTO 990	10 - 11	AB221026	30.05	L
ADVENTURE 1190	14 - 15	AB221026	30.05	L
<b>MONTESA</b>				
315R	00 - 04	AB221021	33.90	L
4RT	05 - 07	AB221021	33.90	L
<b>SHERCO</b>				
TRIALS 0.80	04 - 13	AB221047	28.00	L
TRIALS 1.25	99 - 14	AB221047	28.00	L
TRIALS 2.0	99 - 09	AB221047	28.00	L
ENDURO 2.5i	08 - 14	AB221024	33.90	L
SX 2.5i	10	AB221024	33.90	L
TRIALS 2.5	99 - 13	AB221047	28.00	L
TRIALS 2.9	99 - 13	AB221047	28.00	L
TRIALS 3.0	13	AB221047	28.00	L
ENDURO 3.0i	10 - 14	AB221024	33.90	L
SE-R 250 2T	14	AB221024	33.90	L
SE-R 300 2T	14	AB221024	33.90	L
TRIALS 3.2 4T	07 - 09	AB221047	28.00	L
ENDURO 4.5i	04 - 12	AB221024	33.90	L
SUPERMOTARD 4.5i	04 - 08	AB221024	33.90	L
ENDURO 5.1i	07 - 12	AB221024	33.90	L
SUPERMOTARD 5.1i	07 - 08	AB221024	33.90	L
<b>SUZUKI</b>				
RM50	78 - 80	AB221042	35.70	L
RM60	79 - 83	AB221042	35.70	L
RM60	03	AB221040	42.39	L
RM65	03 - 05	AB221022	30.05	L
DR-Z 70	08 - 09	AB221042	35.70	L
TS75	75 - 77	AB221042	35.70	L
DS80	78 - 00	AB221042	35.70	L
JR80	01 - 04	AB221042	35.70	L
RM80	77 - 85	AB221042	35.70	L
RM80	86 - 89	AB221045	41.54	L
RM80	90 - 01	AB221006	35.70	L
RM85	02 - 15	AB221006	35.70	L
RM85L	03 - 15	AB221006	35.70	L

MODEL	YEARS	STEERING BEARING KIT (INCLUDES SEALS BEARINGS WITH RACES)		
<b>SUZUKI CONTINUED</b>				
RV90	72 - 77	AB221042	35.70	L
DR100	83 - 90	AB221042	35.70	L
DS100	78 - 81	AB221042	35.70	L
RM100	76 - 78	AB221005	39.35	L
RM100	79 - 81	AB221007	38.16	L
RM100	03	AB221022	30.05	L
SP100	83	AB221042	35.70	L
TS100	73 - 81	AB221042	35.70	L
DRZ110	03 - 05	AB221040	42.39	L
DR125	82 - 84	AB221042	35.70	L
DR125	86 - 88	AB221019	40.19	L
DR125SE	94 - 02	AB221004	33.90	L
DR-Z125	03 - 14	AB221006	35.70	L
DR-Z125L	03 - 14	AB221006	35.70	L
DS125	79 - 81	AB221042	35.70	L
RM125	75 - 78	AB221005	39.35	L
RM125	79 - 80	AB221007	38.16	L
RM125	81 - 86	AB221019	40.19	L
RM125	88	AB221004	33.90	L
RM125	89 - 90	AB221024	33.90	L
RM125	91 - 92	AB221001	38.16	L
RM125	93 - 04	AB221013	44.78	L
RM125	05 - 08	AB221048	48.47	L
RV 125 Van Van (Euro)	03 - 10	AB221004	33.90	L
RV125	74 - 77	AB221042	35.70	L
SP125	82 - 88	AB221019	40.19	L
TC125	73 - 77	AB221042	35.70	L
TF125 (NZ AU)	79 - 11	AB221042	35.70	L
TM125	73 - 75	AB221042	35.70	L
TS125	71 - 81	AB221042	35.70	L
PE175	78 - 79	AB221005	39.35	L
PE175	80 - 84	AB221004	33.90	L
RS175	80 - 82	AB221004	33.90	L
DS185	78 - 80	AB221042	35.70	L
TC185	74 - 77	AB221042	35.70	L
DR200 SE	96 - 15	AB221004	33.90	L
SP200	86 - 88	AB221019	40.19	L
DR250	82 - 85	AB221019	40.19	L
DR250	90 - 93	AB221004	33.90	L
DR250S	90 - 95	AB221004	33.90	L
DRZ250	01 - 07	AB221013	44.78	L
DS250	80	AB221005	39.35	L
PE250	77 - 79	AB221005	39.35	L
PE250	80 - 81	AB221004	33.90	L
RL250	74 - 75	AB221042	35.70	L
RM250	76 - 78	AB221005	39.35	L
RM250	79 - 80	AB221007	38.16	L
RM250	81 - 86	AB221019	40.19	L
RM250	88	AB221004	33.90	L
RM250	89 - 90	AB221024	33.90	L
RM250	91 - 92	AB221001	38.16	L



## STEERING STEM BEARINGS CONTINUED

MODEL	YEARS	STEERING BEARING KIT (INCLUDES SEALS BEARINGS WITH RACES)		
<b>SUZUKI CONTINUED</b>				
RM250	93 - 04	AB221013	44.78	L
RM250	05 - 08	AB221048	48.47	L
RMX250	89 - 90	AB221024	33.90	L
RMX250	91 - 92	AB221001	38.16	L
RMX250	93 - 99	AB221013	44.78	L
RMZ250	04 - 06	AB221023	33.90	L
RMZ250	07	AB221013	44.78	L
RMZ250	08 - 15	AB221058	44.73	L
RS250	80 - 81	AB221004	33.90	L
SP250	82 - 85	AB221019	40.19	L
TM250 Champion	72 - 75	AB221005	39.35	L
TS250 Savage	69 - 81	AB221005	39.35	L
DR350	90 - 99	AB221004	33.90	L
DR350SE	90 - 99	AB221004	33.90	L
DR370	78 - 79	AB221005	39.35	L
RM370	76 - 77	AB221005	39.35	L
SP370	78 - 79	AB221005	39.35	L
DR400	80	AB221004	33.90	L
DRZ400E	00 - 07	AB221013	44.78	L
DRZ400K	00 - 03	AB221013	44.78	L
DRZ400S	00 - 15	AB221013	44.78	L
DRZ400SM	05 - 15	AB221013	44.78	L
PE400	80 - 81	AB221004	33.90	L
RM400	78	AB221005	39.35	L
RM400	79 - 80	AB221007	38.16	L
TM400	71 - 75	AB221005	39.35	L
TS400 Apache	72 - 77	AB221005	39.35	L
RMX450	10 - 11	AB221058	44.73	L
RMZ450	05 - 07	AB221048	48.47	L
RMZ450	08 - 15	AB221058	44.73	L
RM465	81 - 82	AB221019	40.19	L
DR500	81 - 83	AB221004	33.90	L
RM500	83 - 84	AB221019	40.19	L
SP500	81 - 83	AB221004	33.90	L
SP600	85	AB221019	40.19	L
DR650RS (Euro)	90 - 96	AB221004	33.90	L
DR650SE	90 - 91	AB221019	40.19	L
DR650SE	92 - 95	AB221004	33.90	L
DR650SE	96 - 14	AB221013	44.78	L
XF650 FREE-WIND (Euro)	97 - 01	AB221013	44.78	L
<b>TM</b>				
MX 85	06 - 09	AB221022	30.05	L
EN 125	96 - 97	AB221022	30.05	L
EN 125	98 - 01	AB221003	33.90	L
EN 125	02 - 11	AB221010	47.73	L
MX 125	96 - 97	AB221022	30.05	L
MX 125	98 - 01	AB221003	33.90	L
MX 125	02 - 11	AB221010	47.73	L
SMR 125	09	AB221010	47.73	L
SMX 125	05 - 08	AB221010	47.73	L

MODEL	YEARS	STEERING BEARING KIT (INCLUDES SEALS BEARINGS WITH RACES)		
<b>TM CONTINUED</b>				
EN 144	08 - 11	AB221010	47.73	L
MX 144	08 - 11	AB221010	47.73	L
EN 250	96 - 97	AB221022	30.05	L
EN 250	98 - 01	AB221003	33.90	L
EN 250	02 - 11	AB221010	47.73	L
EN 250F	02 - 11	AB221010	47.73	L
MX 250	96 - 97	AB221022	30.05	L
MX 250	98 - 01	AB221003	33.90	L
MX 250	02 - 11	AB221010	47.73	L
MX 250F	02 - 11	AB221010	47.73	L
EN 300	97	AB221022	30.05	L
EN 300	98 - 01	AB221003	33.90	L
EN 300	02 - 11	AB221010	47.73	L
MX 300	97	AB221022	30.05	L
MX 300	98 - 01	AB221003	33.90	L
MX 300	02 - 11	AB221010	47.73	L
EN 400F	02 - 03	AB221010	47.73	L
MX 400F	02 - 03	AB221010	47.73	L
EN 450F	04 - 11	AB221010	47.73	L
MX 450F	04 - 11	AB221010	47.73	L
SM 450F	08	AB221010	47.73	L
SMR 450F	09	AB221010	47.73	L
SMX 450F	05 - 07	AB221010	47.73	L
EN 530F	02 - 11	AB221010	47.73	L
MX 530F	02 - 11	AB221010	47.73	L
SMR 530F	08 - 09	AB221010	47.73	L
SMX 660	06 - 07	AB221010	47.73	L
SMX 660F	08 - 09	AB221010	47.73	L
SMX 660S	05	AB221010	47.73	L
<b>YAMAHA</b>				
DT50	88 - 90	AB221008	41.10	L
PW50	81 - 16	132516	26.98	L
TTR50	06 - 15	AB221008	41.10	L
YZ50	80	AB221008	41.10	L
YZ60	81 - 83	AB221008	41.10	L
BW80	86 - 90	AB221008	41.10	L
DT80	81 - 83	AB221008	41.10	L
GT80	73 - 80	AB221008	41.10	L
LB80	76 - 78	AB221008	41.10	L
MX80	80 - 82	AB221008	41.10	L
PW80	83 - 06	AB221008	41.10	L
TY80	74 - 75	AB221008	41.10	L
YZ80	74 - 83	AB221008	41.10	L
YZ80	84 - 92	AB221033	35.70	L
YZ80	93 - 01	AB221022	30.05	L
YZ85	02 - 16	AB221022	30.05	L
TTR90	00 - 07	AB221008	41.10	L
DT100	74 - 83	AB221008	41.10	L
MX100	74 - 83	AB221008	41.10	L
RT100	90 - 00	AB221008	41.10	L
YZ100	76 - 81	AB221008	41.10	L

- accessories
- body
- handlebar & grips
- cables & levers
- exhaust
- engine
- fuel & intake
- electrical & ignition
- clutch
- drive
- bearings**
- brakes
- steering & suspension
- tires
- tools & shop



## STEERING STEM BEARINGS CONTINUED

- accessories
- body
- handlebar & grips
- cables & levers
- exhaust
- engine
- fuel & intake
- electrical & ignition
- clutch
- drive
- bearings
- brakes
- steering & suspension
- tires
- tools & shop

MODEL	YEARS	STEERING BEARING KIT (INCLUDES SEALS BEARINGS WITH RACES)		
<b>YAMAHA CONTINUED</b>				
YZ100	82 - 83	AB221004	33.90	L
TTR110	08 - 16	AB221033	35.70	L
DT X 125 (EURO)	05 - 06	AB221004	33.90	L
DT125	74 - 81	AB221008	41.10	L
DT125 (EURO)	99 - 00	AB221025	43.29	L
DT125 (EURO)	05 - 06	AB221004	33.90	L
IT125	80 - 81	AB221008	41.10	L
MX125	74 - 76	AB221008	41.10	L
TT125	00	AB221033	35.70	L
TTR125 Drum Brake	00 - 09	AB221033	35.70	L
TTR125L Disc Brake	00 - 15	AB221033	35.70	L
XT125	82 - 83	AB221008	41.10	L
XTZ 125 (SA)	03 - 10	AB221033	35.70	L
YZ125	74 - 76	AB221008	41.10	L
YZ125	77 - 86	AB221004	33.90	L
YZ125	87 - 95	AB221024	33.90	L
YZ125	96 - 16	AB221001	38.16	L
DT175	74 - 81	AB221008	41.10	L
IT175	77 - 83	AB221004	33.90	L
MX175	74 - 81	AB221008	41.10	L
TY175	75 - 76	AB221008	41.10	L
YZ175	76	AB221008	41.10	L
RT180	90 - 98	AB221008	41.10	L
AG200	84 - 06	AB221008	41.10	L
BW200	85 - 88	AB221008	41.10	L
IT200	84 - 86	AB221004	33.90	L
TW200 Trailway	87 - 16	AB221008	41.10	L
WR200	92	AB221024	33.90	L
XT200	82 - 83	AB221008	41.10	L
TT225	86 - 87	AB221025	43.29	L
TTR225	99 - 04	AB221025	43.29	L
XT225	92 - 07	AB221025	43.29	L
TTR230	05 - 15	AB221004	33.90	L
DT250	72 - 79	AB221008	41.10	L
IT250	77 - 83	AB221004	33.90	L
MX250	73 - 75	AB221008	41.10	L
TT250	80 - 82	AB221008	41.10	L
TTR250	99 - 06	AB221024	33.90	L
TY250	74 - 77	AB221008	41.10	L
WR250	91 - 97	AB221024	33.90	L
WR250F	01 - 15	AB221001	38.16	L
WR250R DUAL SPORT	08 - 16	AB221001	38.16	L
WR250X SUPER-MOTO	08 - 11	AB221001	38.16	L
XT250	80 - 83	AB221008	41.10	L
XT250	84	AB221004	33.90	L
XT250	08 - 16	AB221022	30.05	L
XTZ 250 (SA)	07 - 12	AB221004	33.90	L
YZ250	74 - 76	AB221008	41.10	L
YZ250	77 - 87	AB221004	33.90	L

MODEL	YEARS	STEERING BEARING KIT (INCLUDES SEALS BEARINGS WITH RACES)		
<b>YAMAHA CONTINUED</b>				
YZ250	88 - 95	AB221024	33.90	L
YZ250	96 - 16	AB221001	38.16	L
YZ250F	01 - 16	AB221001	38.16	L
YZ250FX	15	AB221001	38.16	L
YZ250X	16	AB221001	38.16	L
BW350	87 - 88	AB221025	43.29	L
TT350	86 - 87	AB221004	33.90	L
TY350	85 - 86	AB221022	30.05	L
XT350	85 - 00	AB221004	33.90	L
DT 360	73 - 74	AB221008	41.10	L
MX 360	74	AB221008	41.10	L
RT 360	70 - 73	AB221008	41.10	L
DT400	75 - 78	AB221008	41.10	L
IT400	76	AB221008	41.10	L
IT400	77 - 79	AB221004	33.90	L
MX400	75	AB221008	41.10	L
WR400F	98 - 00	AB221001	38.16	L
YZ400	76	AB221008	41.10	L
YZ400	77 - 79	AB221004	33.90	L
YZ400F	98 - 99	AB221001	38.16	L
IT425	80	AB221004	33.90	L
WR426F	01 - 02	AB221001	38.16	L
YZ426F	00 - 02	AB221001	38.16	L
WR450F	03 - 15	AB221001	38.16	L
YZ450F	03 - 16	AB221001	38.16	L
IT465	81 - 82	AB221004	33.90	L
YZ465	80 - 81	AB221004	33.90	L
IT490	83 - 84	AB221004	33.90	L
YZ490	82 - 90	AB221004	33.90	L
SC500	73 - 74	AB221008	41.10	L
TT500	76 - 81	AB221008	41.10	L
WR500	92 - 93	AB221024	33.90	L
XT500	76 - 82	AB221008	41.10	L
XT550	82 - 83	AB221004	33.90	L
TT600	83 - 86	AB221004	33.90	L
XT600	84 - 95	AB221004	33.90	L
XT600 (SA)	96 - 02	AB221004	33.90	L
XT600E (Euro)	96 - 02	AB221004	33.90	L





## DIRT BIKE WHEEL BEARING KITS



Maintain your wheel centers with wheel bearings offered by ProX. Our high quality, mainly Japanese bearings are a perfect match for your wheels.

* Special Order Item		FRONT WHEEL BEARING KIT	REAR WHEEL BEARING KIT
<b>APRILIA</b>			
SXV 450	06-11	110907* 23.54 G	110880* 23.51 G
RXV 550	06-11	110907* 23.54 G	110880* 23.51 G
SXV 550	06-11	110907* 23.54 G	110880* 23.51 G
<b>BETA</b>			
EVO 125 (2-Str.)	09-10	110815* 16.24 G	110815* 16.24 G
EVO 125 (2-Str.)	11-13	110818* 22.19 G	110818* 22.19 G
REV 200 (2-Str.)	04-08	110818* 22.19 G	110815* 16.24 G
EVO 200 (2-Str.)	09-10	110815* 16.24 G	110815* 16.24 G
EVO 200 (2-Str.)	11-13	110818* 22.19 G	110818* 22.19 G
REV 250 (2-Str.)	04-08	110818* 22.19 G	110815* 16.24 G
EVO 250 (2-Str.)	09-10	110815* 16.24 G	110815* 16.24 G
EVO 250 (2-Str.)	11-13	110818* 22.19 G	110818* 22.19 G
EVO 250 (2-Str.)	14	110818* 22.19 G	110815* 16.24 G
REV 250 (4-Str.)	08	110879 23.60 G	-----
EVO 250 (4-Str.)	09-10	110815* 16.24 G	110815* 16.24 G
EVO 250 (4-Str.)	11-12	110818* 22.19 G	110818* 22.19 G
REV 270 (2-Str.)	04-08	110818* 22.19 G	110815* 16.24 G
EVO 290 (2-Str.)	09-10	110815* 16.24 G	110815* 16.24 G
EVO 290 (2-Str.)	11	110818* 22.19 G	110818* 22.19 G
EVO 300 (2-Str.)	12-13	110818* 22.19 G	110815* 16.24 G
EVO 300 (4-Str.)	09-10	110818* 22.19 G	110815* 16.24 G
EVO 300 (4-Str.)	11-12	110818* 22.19 G	110818* 22.19 G
RR 250 Enduro (2-Str.)	13-15	110818* 22.19 G	110815* 16.24 G
RR 300 Enduro (2-Str.)	13-15	110879 23.60 G	-----
RR 350 Enduro	11-15	110879 23.60 G	-----
RR 400 Enduro	05-10	110879 23.60 G	-----
RR 400 Enduro	11-14	110879 23.60 G	-----
RR 450 Enduro	05-10	110879 23.60 G	-----
RR 450 Enduro	11-14	110879 23.60 G	-----
RR 498 Enduro	12-14	110879 23.60 G	-----
RR 520 Enduro	10	110879 23.60 G	-----
RR 520 Enduro	11	110879 23.60 G	-----
RR 525 Enduro	05-09	110879 23.60 G	-----
<b>GAS-GAS</b>			
MC 125	03	110815* 16.24 G	110894* 21.68 G
MC 125	04-09	110815* 16.24 G	110895* 21.68 G
EC 125	01-02	110878* 23.55 G	110895* 21.68 G
EC 125	03	110815* 16.24 G	110894* 21.68 G
EC 125	04-11	110815* 16.24 G	110895* 21.68 G
SM 125	03-09	110878* 23.55 G	110895* 21.68 G
Pampera 125	02-05	110815* 16.24 G	110895* 21.68 G
TXT Trials 125	98-06	110834* 8.15 G	110834* 8.15 G
TXT Trials 125	07-12	110885* 12.66 G	110885* 12.66 G
EC 200	99-02	-----	110885* 12.66 G
EC 200	03	110815* 16.24 G	110894* 21.68 G
EC 200	04-11	110815* 16.24 G	110895* 21.68 G
TXT Trials 200	98-06	110878* 23.55 G	110895* 21.68 G
TXT Trials 200	07-09	110885* 12.66 G	110885* 12.66 G
MC 250	99-02	-----	110885* 12.66 G
MC 250	03	110815* 16.24 G	110894* 21.68 G
MC 250	04-09	110815* 16.24 G	110895* 21.68 G
EC 250	96-02	110878* 23.55 G	110895* 21.68 G

* Special Order Item		FRONT WHEEL BEARING KIT	REAR WHEEL BEARING KIT
<b>GAS-GAS CONTINUED</b>			
EC 250	03	110815* 16.24 G	110894* 21.68 G
EC 250	04-14	110815* 16.24 G	110895* 21.68 G
EC 250	15	110878* 23.55 G	110895* 21.68 G
SM 250	03-05	110878* 23.55 G	-----
EC 250 F	10-14	110815* 16.24 G	110895* 21.68 G
EC 250 F	15	110878* 23.55 G	110895* 21.68 G
Pampera 250	02-05	110878* 23.55 G	-----
TXT Trials 250	98-03	110834* 8.15 G	110834* 8.15 G
TXT Trials 250	04-12	110885* 12.66 G	110885* 12.66 G
Pampera 280	02-05	-----	110885* 12.66 G
TXT Trials 280	98-03	110834* 8.15 G	110834* 8.15 G
TXT Trials 280	04-12	110885* 12.66 G	110885* 12.66 G
EC 300	99-02	-----	110885* 12.66 G
EC 300	03	110815* 16.24 G	110894* 21.68 G
EC 300	04-14	110815* 16.24 G	110895* 21.68 G
EC 300	15	110878* 23.55 G	110895* 21.68 G
EC 300 F	13-14	110878* 23.55 G	-----
EC 300 F	15	110878* 23.55 G	110895* 21.68 G
TXT Trials 300	98-02	110878* 23.55 G	-----
TXT Trials 300	04-13	110885* 12.66 G	110885* 12.66 G
EC 450	03-09	-----	110885* 12.66 G
EC 450 F	13-14	110878* 23.55 G	110895* 21.68 G
EC 450 F	15	110878* 23.55 G	110895* 21.68 G
SM 450	04-09	110878* 23.55 G	-----
Pampera 450	07	110878* 23.55 G	110895* 21.68 G
<b>HONDA</b>			
Z-50 R	94-99	110844* 8.91 G	110840* 9.68 G
XR 50 R	00-03	110844* 8.91 G	110844* 8.91 G
CRF 50 F	04-15	110842* 9.68 G	110840* 9.68 G
XR 70 R	97-03	110842* 9.68 G	110840* 9.68 G
CRF 70 F	04-12	110805* 10.97 G	110849* 9.88 G
CR 80	82-85	110805* 10.97 G	110849* 9.88 G
CR 80	86-02	-----	110849* 9.88 G
XR 80 R	85-03	110805* 10.97 G	110837* 11.78 G
CRF 80 F	04-13	110805* 10.97 G	110849* 9.88 G
CR 85	03-07	110805* 10.97 G	110849* 9.88 G
XR 100 R	85-03	110805* 10.97 G	110837* 11.78 G
CRF 100 F	04-13	110805* 10.97 G	110849* 9.88 G
CRF 110 F	13-15	110805* 10.97 G	110849* 9.88 G
CR 125	82	110805* 10.97 G	110849* 9.88 G
CR 125	83-84	-----	110831* 16.14 G
CR 125	85-86	-----	110832* 16.24 G
CR 125	87-88	110816* 14.86 G	110832* 16.24 G
CR 125	89	110816* 14.86 G	110861* 16.14 G
CR 125	90-94	110816* 14.86 G	110853* 14.60 G
CR 125	95-99	110816* 14.86 G	110851* 19.26 G
CR 125	00-07	110824* 22.19 G	110851* 19.26 G
CRF 125 F	14-15	110824* 22.19 G	110864* 23.63 G
CRF 150 R	07-15	110805* 10.97 G	110849* 9.88 G
CRF 150 F	03-15	110902* 13.88 G	110903* 17.05 G
XR 200 R	84-02	110889* 13.93 G	110890* 13.06 G
CRF 230 F	03-15	-----	110855* 14.70 G

- accessories
- body
- handlebar & grips
- cables & levers
- exhaust
- engine
- fuel & intake
- electrical & ignition
- clutch
- drive
- bearings**
- brakes
- steering & suspension
- tires
- tools & shop

## PRO-X DIRT BIKE WHEEL BEARING KITS

- accessories
- body
- handlebar & grips
- cables & levers
- exhaust
- engine
- fuel & intake
- electrical & ignition
- clutch
- drive
- bearings
- brakes
- steering & suspension
- tires
- tools & shop

* Special Order Item		FRONT WHEEL BEARING KIT	REAR WHEEL BEARING KIT
<b>HONDA CONTINUED</b>			
CRF 230 L	08-09	110889* 13.93 G	110890* 13.06 G
CR 250	73-76	110814* 12.91 G	110854* 16.65 G
CR 250	83-84	-----	110831* 16.14 G
CR 250	85-86	-----	110832* 16.24 G
CR 250	87-88	110816* 14.86 G	110832* 16.24 G
CR 250	89	110816* 14.86 G	110861* 16.14 G
CR 250	90-94	110816* 14.86 G	110852* 30.63 G
CR 250	95-99	110816* 14.86 G	110851* 19.26 G
CR 250	00-07	110824* 22.19 G	110851* 19.26 G
CRF 250 R	04-15	110824* 22.19 G	110864* 23.63 G
CRF 250 X	04-15	110824* 22.19 G	110864* 23.63 G
CRF 250 L	13-14	110898* 25.51 G	110864* 23.63 G
XR 250 R	84-85	-----	110855* 14.70 G
XR 250 R	86-95	110814* 12.91 G	110855* 14.70 G
XR 250 R	96-04	110814* 12.91 G	110856* 14.60 G
XRE 300	10-12	110814* 12.91 G	110854* 16.65 G
XR 350 R	83	110814* 12.91 G	-----
XR 350 R	84	-----	110855* 14.70 G
XR 350 R	85	110814* 12.91 G	110855* 14.70 G
XR 400 R	96-04	110814* 12.91 G	110856* 14.60 G
CRF 450 R	02-15	110817* 13.83 G	110854* 16.65 G
CRF 450 X	05-15	110824* 22.19 G	110864* 23.63 G
CR 480	82	110898* 25.51 G	110864* 23.63 G
CR 480	83-84	-----	110831* 16.14 G
CR 500	85-86	-----	110832* 16.24 G
CR 500	87-88	110816* 14.86 G	110832* 16.24 G
CR 500	89	110816* 14.86 G	110861* 16.14 G
CR 500	90-94	110816* 14.86 G	110852* 30.63 G
CR 500	95-01	110816* 14.86 G	110851* 19.26 G
XL 500 R	82	110824* 22.19 G	110851* 19.26 G
XL 500 S	79-81	-----	110859* 14.07 G
XR 500	79-82	-----	110855* 14.70 G
XR 500 R	83-84	-----	110855* 14.70 G
XL 600 R	83-87	110814* 12.91 G	110855* 14.70 G
XR 600 R	85-92	110814* 12.91 G	110859* 14.07 G
XR 600 R	93-00	110814* 12.91 G	110856* 14.60 G
XR 650 L	93-15	110817* 13.83 G	110856* 14.60 G
XR 650 R	00-07	110817* 13.83 G	110855* 14.70 G
<b>HUSQVARNA</b>			
CR 125	96-98	110880* 23.51 G	110871 19.95 G
CR 125	99	110885* 12.66 G	110887* 29.48 G
CR 125	00	110885* 12.66 G	110886* 28.64 G
CR 125	01-13	110891* 16.24 G	110888* 22.10 G
WR 125	96-98	110883* 23.51 G	110888* 22.10 G
WR 125	99	110885* 12.66 G	110887* 29.48 G
WR 125	00	110885* 12.66 G	110886* 28.64 G
WR 125	01	110881* 16.24 G	110888* 22.10 G
WR 125	02-13	110892* 16.24 G	110888* 22.10 G
TC 125	14-15	110883* 23.51 G	110888* 22.10 G
TE 125	14-15	110879 23.60 G	110871 19.95 G
CR 250	96-98	110879 23.60 G	110871 19.95 G
CR 250	99	110885* 12.66 G	110887* 29.48 G
CR 250	00	110885* 12.66 G	110886* 28.64 G
CR 250	01-04	110891* 16.24 G	110888* 22.10 G
WR 250	96-98	110883* 23.51 G	110888* 22.10 G
WR 250	99	110885* 12.66 G	110887* 29.48 G
WR 250	00	110885* 12.66 G	110886* 28.64 G

* Special Order Item		FRONT WHEEL BEARING KIT	REAR WHEEL BEARING KIT
<b>HUSQVARNA CONTINUED</b>			
WR 250	01	110881* 16.24 G	110888* 22.10 G
WR 250	02	110892* 16.24 G	110888* 22.10 G
WR 250	03-13	110882* 23.55 G	110888* 22.10 G
TC 250	03-11	110883* 23.51 G	110888* 22.10 G
TC 250	12-13	110883* 23.51 G	110888* 22.10 G
TE 250	03-11	-----	110888* 22.10 G
TE 250	12-13	110883* 23.51 G	110888* 22.10 G
TXC 250	08-11	-----	110888* 22.10 G
TXC 250	12-13	110883* 23.51 G	110888* 22.10 G
TC 250 2-Stroke	14-15	-----	110888* 22.10 G
TE 250 2-Stroke	14-15	110879 23.60 G	110871 19.95 G
FC 250	14-15	110879 23.60 G	110871 19.95 G
FE 250	14-15	110879 23.60 G	110871 19.95 G
WR 300	08-13	110879 23.60 G	110871 19.95 G
TE 300	14-15	110883* 23.51 G	110888* 22.10 G
TE 310	09-11	110879 23.60 G	110871 19.95 G
TE 310	12-13	110883* 23.51 G	110888* 22.10 G
FC 350	14-15	-----	110888* 22.10 G
FE 350	14-15	110879 23.60 G	110871 19.95 G
WR 360	96-98	110879 23.60 G	110871 19.95 G
WR 360	99	110885* 12.66 G	110887* 29.48 G
WR 360	00	110885* 12.66 G	110886* 28.64 G
WR 360	01	110881* 16.24 G	110888* 22.10 G
WR 360	02	110892* 16.24 G	110888* 22.10 G
TE 400	01	110882* 23.55 G	110888* 22.10 G
TE 410	96-98	110881* 16.24 G	110888* 22.10 G
TE 410	99	110885* 12.66 G	110887* 29.48 G
TE 410	00-01	110885* 12.66 G	110886* 28.64 G
TC 449	11	110881* 16.24 G	110888* 22.10 G
TC 449	12-13	110883* 23.51 G	110888* 22.10 G
TE 449	11	-----	110888* 22.10 G
TE 449	12-13	110883* 23.51 G	110888* 22.10 G
TXC 449	11	-----	110888* 22.10 G
TXC 449	12-13	110883* 23.51 G	110888* 22.10 G
TC 450	03-10	-----	110888* 22.10 G
TXC 450	08-10	110883* 23.51 G	110888* 22.10 G
TE 450	03-10	110883* 23.51 G	110888* 22.10 G
SM 450 R	03-04	110883* 23.51 G	110888* 22.10 G
SM 450 R	05-10	110892* 16.24 G	110888* 22.10 G
FC 450	14-15	110883* 23.51 G	110888* 22.10 G
FE 450	14-15	110879 23.60 G	110871 19.95 G
FE 501	14-15	110879 23.60 G	110871 19.95 G
TC 510	05-09	110879 23.60 G	110871 19.95 G
TXC 510	08-10	110883* 23.51 G	110888* 22.10 G
TE 510	05-10	110883* 23.51 G	110888* 22.10 G
SM 510 R	05-10	110883* 23.51 G	110888* 22.10 G
TXC 511	12-13	110883* 23.51 G	110888* 22.10 G
TE 511	12-13	-----	110888* 22.10 G
SM 530 R	09	-----	110888* 22.10 G
TC 570	01	110883* 23.51 G	110888* 22.10 G
TC 570	02	110883* 23.51 G	110829* 25.20 G
TE 570	01	110883* 23.51 G	110888* 22.10 G
TE 570	02	110881* 16.24 G	110829* 25.20 G
SMR 570	01	110882* 23.55 G	110888* 22.10 G
SMR 570	02	110881* 16.24 G	110829* 25.20 G
TC 610	96-98	110885* 12.66 G	110888* 22.10 G
TC 610	99	110885* 12.66 G	110887* 29.48 G
TC 610	00	110885* 12.66 G	110886* 28.64 G



## PRO-X DIRT BIKE WHEEL BEARING KITS

* Special Order Item		FRONT WHEEL BEARING KIT	REAR WHEEL BEARING KIT
<b>HUSQVARNA CONTINUED</b>			
TC 610	01	110881* 16.24 G	110888* 22.10 G
TE 610	96-98	110883* 23.51 G	110888* 22.10 G
TE 610	99	110885* 12.66 G	110887* 29.48 G
TE 610	00	110885* 12.66 G	110886* 28.64 G
TE 610	01	110881* 16.24 G	110888* 22.10 G
TE 610	02	110884* 14.24 G	110888* 22.10 G
TE 610	03	110885* 12.66 G	-----
TE 610	06-07	110885* 12.66 G	110901* 49.49 G
TE-E 610	99	110883* 23.51 G	110888* 22.10 G
TE-E 610	00	110885* 12.66 G	110901* 49.49 G
SM 610	01	110881* 16.24 G	110901* 49.49 G
SM 610	06-07	110881* 16.24 G	110888* 22.10 G
SM-E 610	98	110883* 23.51 G	110888* 22.10 G
SM-E 610	99	110885* 12.66 G	110887* 29.48 G
SM-E 610	00-01	110885* 12.66 G	110886* 28.64 G
SMR 610	00-01	110881* 16.24 G	110901* 49.49 G
TE 630	10-11	110881* 16.24 G	110888* 22.10 G
SMS 630	10-11	110883* 23.51 G	110888* 22.10 G
<b>HUSABERG</b>			
250 TE	11-14	110879 23.60 G	110871 19.95 G
250 FE	13-14	110879 23.60 G	110871 19.95 G
300 TE	11-14	110879 23.60 G	110871 19.95 G
350 FE	13-14	110879 23.60 G	110871 19.95 G
390 FE	10-12	110879 23.60 G	110871 19.95 G
450 FE	04-14	110879 23.60 G	110871 19.95 G
501 FE	13-14	110879 23.60 G	110871 19.95 G
550 FE	07-08	110879 23.60 G	110871 19.95 G
570 FE	09-12	110879 23.60 G	110871 19.95 G
650 FE	04-07	110879 23.60 G	110871 19.95 G
<b>KAWASAKI</b>			
KX 65	00-15	110839* 10.66 G	110847* 13.47 G
KX 80	79-82	110847* 13.47 G	110847* 13.47 G
KX 80	83	110839* 10.66 G	-----
KX 80	84-85	110839* 10.66 G	110847* 13.47 G
KX 80	86-87	-----	110847* 13.47 G
KX 80	88-97	110845* 7.83 G	110846 13.47 G
KX 80	98-00	110845* 7.83 G	110843* 12.50 G
KX 85	01-15	110847* 13.47 G	110806* 11.37 G
KX 100	95-97	110847* 13.47 G	110806* 11.37 G
KX 100	98-15	110845* 7.83 G	110843* 12.50 G
KLX 110	02-15	110847* 13.47 G	110806* 11.37 G
KLX 110 L	10-15	110839* 10.66 G	-----
KX 125	78-79	110839* 10.66 G	-----
KX 125	80-81	110845* 7.83 G	110875* 11.21 G
KX 125	82	110845* 7.83 G	-----
KX 125	85	-----	110875* 11.21 G
KX 125	86-92	110827* 15.27 G	110850* 25.10 G
KX 125	93-96	110827* 15.27 G	110857* 17.37 G
KX 125	97-02	110818* 22.19 G	110857* 17.37 G
KX 125	03-08	110818* 22.19 G	110858* 18.45 G
KLX 140 / L	08-15	110818* 22.19 G	110880* 23.51 G
KDX 200	83-85	110824* 22.19 G	110806* 11.37 G
KDX 200	86-88	110835* 7.27 G	-----
KDX 200	89-06	110893* 9.32 G	110850* 25.10 G
KDX 220 R	98-05	110893* 9.32 G	110857* 17.37 G
KDX 250	83-84	110893* 9.32 G	110857* 17.37 G

* Special Order Item		FRONT WHEEL BEARING KIT	REAR WHEEL BEARING KIT
<b>KAWASAKI CONTINUED</b>			
KDX 250	91-94	110835* 7.27 G	110875* 11.21 G
KX 250	76	110893* 9.32 G	110857* 17.37 G
KX 250	83	-----	110875* 11.21 G
KX 250	84	-----	110875* 11.21 G
KX 250	85	-----	110875* 11.21 G
KX 250	86-92	110827* 15.27 G	-----
KX 250	93-96	110827* 15.27 G	110857* 17.37 G
KX 250	97-02	110818* 22.19 G	110857* 17.37 G
KX 250	03-08	110818* 22.19 G	110858* 18.45 G
KX 250 F	04-15	110818* 22.19 G	110880* 23.51 G
KLX 250	79-80	110818* 22.19 G	110880* 23.51 G
KLX 250	94-96	110845* 7.83 G	-----
KL 250 Super Sherpa	00-04	110893* 9.32 G	110857* 17.37 G
KLX 250 S	06-14	110835* 7.27 G	-----
KLX 300 R	97-07	110893* 9.32 G	110857* 17.37 G
KLX 400	03	110893* 9.32 G	110857* 17.37 G
KX 400	75-76	110818* 22.19 G	110833* 22.70 G
KLX 450 R	08-15	-----	-----
KX 450 F	06-15	110818* 22.19 G	110880* 23.51 G
KX 500	83	110818* 22.19 G	110880* 23.51 G
KX 500	84	-----	110875* 11.21 G
KX 500	85	-----	110875* 11.21 G
KX 500	86-93	110827* 15.27 G	-----
KX 500	94-04	110827* 15.27 G	110857* 17.37 G
KLX 650 C	93-96	110818* 22.19 G	110858* 18.45 G
KLX 650 D1	96	110893* 9.32 G	-----
KLX 650 R	93-96	110893* 9.32 G	110857* 17.37 G
<b>KTM</b>			
ADV JR 50	01-03	110803 12.50 G	110803 12.50 G
ADV SR 50	02-03	110803 12.50 G	110803 12.50 G
ADV SR 50	04-07	110803 12.50 G	110803 12.50 G
SX PRO JR 50	97-01	110835* 7.27 G	110803 12.50 G
SX PRO JR 50	02-07	110803 12.50 G	110803 12.50 G
SX PRO SR 50	97-00	110835* 7.27 G	110803 12.50 G
SX PRO SR 50	02-03	110803 12.50 G	110803 12.50 G
SX PRO SR 50	04-09	110835* 7.27 G	110803 12.50 G
SX 50 Mini	08	110835* 7.27 G	110835* 7.27 G
SX 50 Mini	09-11	110835* 7.27 G	110803 12.50 G
SX 50 Mini	12-15	110835* 7.27 G	110835* 7.27 G
SX 50	10-11	110834* 8.15 G	110835* 7.27 G
SX 50	12-15	110835* 7.27 G	110835* 7.27 G
SX 60	97-99	110834* 8.15 G	110835* 7.27 G
SX 65	00-01	110834* 8.15 G	110876* 12.24 G
SX 65	02-15	110834* 8.15 G	110876* 12.24 G
SX 85	03-11	110834* 8.15 G	110875* 11.21 G
SX 85	12-15	110813* 13.83 G	110871 19.95 G
SX 105	04-11	110880* 23.51 G	110871 19.95 G
SX 125	93-99	110813* 13.83 G	110871 19.95 G
SX 125	00-02	110813* 13.83 G	110871 19.95 G
SX 125	03-15	110824* 22.19 G	110871 19.95 G
EXC 125	93-99	110879 23.60 G	110871 19.95 G
EXC 125	00-02	110812* 14.55 G	110871 19.95 G
EXC 125	03-15	110819* 23.93 G	110871 19.95 G
SX 144	08	110879 23.60 G	110871 19.95 G
SX 150	09-15	110879 23.60 G	110871 19.95 G
SX 200	00-02	110879 23.60 G	110871 19.95 G
SX 200	03-05	110824* 22.19 G	110871 19.95 G
EXC 200	98-99	110879 23.60 G	110871 19.95 G

- accessories
- body
- handlebar & grips
- cables & levers
- exhaust
- engine
- fuel & intake
- electrical & ignition
- clutch
- drive
- bearings**
- brakes
- steering & suspension
- tires
- tools & shop

## PRO-X DIRT BIKE WHEEL BEARING KITS

- accessories
- body
- handlebar & grips
- cables & levers
- exhaust
- engine
- fuel & intake
- electrical & ignition
- clutch
- drive
- bearings**
- brakes
- steering & suspension
- tires
- tools & shop

* Special Order Item		FRONT WHEEL BEARING KIT	REAR WHEEL BEARING KIT
<b>KTM CONTINUED</b>			
EXC 200	00-02	110812* 14.55 G	110871 19.95 G
EXC 200	03-15	110819* 23.93 G	110871 19.95 G
SX 250	94-99	110879 23.60 G	110871 19.95 G
SX 250	00-02	110813* 13.83 G	110871 19.95 G
SX 250	03-15	110824* 22.19 G	110871 19.95 G
EXC 250	94-99	110879 23.60 G	110871 19.95 G
EXC 250	00-02	110812* 14.55 G	110871 19.95 G
EXC 250	03-15	110819* 23.93 G	110871 19.95 G
SX-F 250	05-15	110879 23.60 G	110871 19.95 G
EXC-F 250	07-15	110879 23.60 G	110871 19.95 G
Freeride E-SX	15	110879 23.60 G	110871 19.95 G
Freeride E-XC	15	110880* 23.51 G	110871 19.95 G
Freeride 250 R	14-15	110880* 23.51 G	110871 19.95 G
SX 300	94-95	110880* 23.51 G	110871 19.95 G
EXC 300	96-99	110812* 14.55 G	110871 19.95 G
EXC 300	00-02	110812* 14.55 G	110871 19.95 G
EXC 300	03-15	110819* 23.93 G	110871 19.95 G
SX-F 350	11-15	110879 23.60 G	110871 19.95 G
EXC-F 350	12-15	110879 23.60 G	110871 19.95 G
Freeride 350	12-15	110879 23.60 G	110871 19.95 G
SX 360	96-97	110880* 23.51 G	110871 19.95 G
EXC 360	96-97	110812* 14.55 G	110871 19.95 G
SX 380	98-99	110812* 14.55 G	110871 19.95 G
SX 380	00-02	110812* 14.55 G	110871 19.95 G
EXC 380	98-99	110824* 22.19 G	110871 19.95 G
EXC 380	00-02	110812* 14.55 G	110871 19.95 G
LC4 400	98-00	110819* 23.93 G	110871 19.95 G
LC4 400	01	110812* 14.55 G	110873* 55.73 G
SX 400	98-99	110819* 23.93 G	110873* 55.73 G
SX 400	00-02	110813* 13.83 G	110871 19.95 G
EXC 400	00-05	110824* 22.19 G	110871 19.95 G
EXC-R 400	09-11	110819* 23.93 G	110871 19.95 G
SX 450 Racing	03-06	110879 23.60 G	110871 19.95 G
EXC 450	03-07	110879 23.60 G	110871 19.95 G
SX-F 450	07-15	110879 23.60 G	110871 19.95 G
EXC-R 450	08-11	110879 23.60 G	110871 19.95 G
EXC 450	12-15	110879 23.60 G	110871 19.95 G
SM-R 450	04-14	110879 23.60 G	110871 19.95 G
EXC 500	12-15	110879 23.60 G	110871 19.95 G
SX-F 505	08	110879 23.60 G	110871 19.95 G
SX-F 505	09	110879 23.60 G	110871 19.95 G
XC 520	00	110879 23.60 G	110871 19.95 G
SX 520	01-02	110819* 23.93 G	110871 19.95 G
EXC 520	00-02	110824* 22.19 G	110871 19.95 G
SX 525	03-06	110819* 23.93 G	110871 19.95 G
EXC 525	03-07	110879 23.60 G	110871 19.95 G
SM-R 525	05	110879 23.60 G	110871 19.95 G
EXC-R 530	08-11	110879 23.60 G	110871 19.95 G
SM-R 560	06	110879 23.60 G	110871 19.95 G
LC4 600	91	110879 23.60 G	110871 19.95 G
LC4 600	92	110813* 13.83 G	110829* 25.20 G
EGS 620	94	110812* 14.55 G	110830* 25.51 G
EGS 620	95-97	110812* 14.55 G	110871 19.95 G
SX 620	97-99	110812* 14.55 G	110873* 55.73 G
SXC 620	97	110813* 13.83 G	110871 19.95 G
EXC 620	94	110812* 14.55 G	110871 19.95 G
EXC 620	95	110813* 13.83 G	110871 19.95 G
LC4 620	97-99	110812* 14.55 G	110873* 55.73 G

* Special Order Item		FRONT WHEEL BEARING KIT	REAR WHEEL BEARING KIT
<b>KTM CONTINUED</b>			
SXC 625	03-05	110812* 14.55 G	110873* 55.73 G
SMC 625	06	110819* 23.93 G	110871 19.95 G
Adventure 640	98-00	110879 23.60 G	110871 19.95 G
Adventure 640	03	110813* 13.83 G	110873* 55.73 G
Adventure 640	06-07	110819* 23.93 G	110873* 55.73 G
LC4 640	05	110879 23.60 G	110873* 55.73 G
LC 640	06-07	110879 23.60 G	110899* 40.27 G
SC 640	99	110879 23.60 G	110873* 55.73 G
SC 640	00-01	110812* 14.55 G	110873* 55.73 G
690 R Enduro	09-12	110819* 23.93 G	110873* 55.73 G
Adventure 950	04-05	110879 23.60 G	110900* 28.17 G
Adventure 950	06	110879 23.60 G	110899* 40.27 G
SM 950	05-06	110879 23.60 G	110900* 28.17 G
Super Enduro 950	07	110879 23.60 G	110900* 28.17 G

<b>SHERCO</b>			
Enduro 2.5i	08-14	110815* 16.24 G	113479* 37.74 G
250 SE F / SE F-R (4-Str.)	14-15	110815* 16.24 G	113479* 37.74 G
250 SE / SE-R (2-Str.)	14-15	110815* 16.24 G	113479* 37.74 G
Enduro 3.0i	10-14	110815* 16.24 G	113479* 37.74 G
300 SE F / SE F-R (4-Str.)	14-15	110815* 16.24 G	113479* 37.74 G
300 SE / SE-R (2-Str.)	14-15	110815* 16.24 G	113479* 37.74 G
Enduro 4.5i	04-12	110815* 16.24 G	113479* 37.74 G
Supermotard 4.5i	04-09	110815* 16.24 G	113479* 37.74 G
Enduro 5.1i	07-12	110815* 16.24 G	113479* 37.74 G
Supermotard 5.1i	07-08	110815* 16.24 G	113479* 37.74 G

<b>SUZUKI</b>			
RM 65	03-05	110839* 10.66 G	110847* 13.47 G
RM 80	86-89	110847* 13.47 G	110847* 13.47 G
RM 80	90-01	-----	110837* 11.78 G
RM 85	02-15	110844* 8.91 G	110841* 11.78 G
RM 100	03	110844* 8.91 G	110841* 11.78 G
TS 100	76-77	110847* 13.47 G	110806* 11.37 G
DR 125	82-88	110839* 10.66 G	-----
RM 125	79-80	110840* 9.68 G	-----
RM 125	81-86	110840* 9.68 G	110835* 7.27 G
RM 125	87	110835* 7.27 G	110835* 7.27 G
RM 125	88-91	110834* 8.15 G	-----
RM 125	92-94	110834* 8.15 G	110868* 17.04 G
RM 125	95	110834* 8.15 G	110860* 20.80 G
RM 125	96-99	110834* 8.15 G	110862* 22.85 G
RM 125	00	110818* 22.19 G	110862* 22.85 G
RM 125	01-11	110818* 22.19 G	110866* 25.56 G
TC 125	76-77	110877* 22.19 G	110866* 25.56 G
DR 200 SE	96-08	110842* 9.68 G	-----
DR 250	82-85	110842* 9.68 G	-----
DR-Z 250	01-07	110840* 9.68 G	110859* 14.07 G
PE 250	77-79	110809* 10.19 G	-----
RM 250	79-80	110840* 9.68 G	-----
RM 250	81-83	110840* 9.68 G	110835* 7.27 G
RM 250	84-86	110835* 7.27 G	110835* 7.27 G
RM 250	87	110835* 7.27 G	-----
RM 250	88-91	110834* 8.15 G	110868* 17.04 G
RM 250	92-95	110834* 8.15 G	110867* 14.70 G
RM 250	96-99	110834* 8.15 G	110860* 20.80 G

## PRO-X DIRT BIKE WHEEL BEARING KITS

* Special Order Item		FRONT WHEEL BEARING KIT	REAR WHEEL BEARING KIT
<b>SUZUKI CONTINUED</b>			
RM 250	00	110818* 22.19 G	110862* 22.85 G
RM 250	01-12	110818* 22.19 G	110866* 25.56 G
RMX 250	89-90	110877* 22.19 G	110866* 25.56 G
RMX 250	91-98	110809* 10.19 G	110867* 14.70 G
RM-Z 250	04-06	110810* 12.24 G	110867* 14.70 G
RM-Z 250	07-15	110818* 22.19 G	110880* 23.51 G
DR 350	90-96	110896* 37.56 G	110864* 23.63 G
DR 350	97-99	113658* 9.88 G	113645* 20.80 G
DR 350 SE	98-99	110810* 12.24 G	113645* 20.80 G
DR-Z 400	00-14	110810* 12.24 G	-----
RM 400	78	110818* 22.19 G	110833* 22.70 G
RMX 450 Z	10-15	110896* 37.56 G	110864* 23.63 G
RM 465	81-82	110896* 37.56 G	110864* 23.63 G
RM 500	83-84	110835* 7.27 G	-----
DR 650 SE	96-05	110835* 7.27 G	-----
DR 650 SE	06-14	110810* 12.24 G	-----
<b>MOTO™</b>			
MX / EN 125	96-04	110834* 8.15 G	-----
MX / EN 125	05-06	110834* 8.15 G	110906* 37.74 G
MX / EN 125	07-11	110905* 29.20 G	110904* 29.82 G
MX / EN 144	08-11	-----	110904* 29.82 G
MX / EN 250	96-04	-----	110904* 29.82 G
MX 250	05	110834* 8.15 G	110906* 37.74 G
MX 250	06	-----	110904* 29.82 G
EN 250	05-06	110905* 29.20 G	110904* 29.82 G
MX / EN 250	07-11	110905* 29.20 G	110904* 29.82 G
MX / EN 250 F	02-04	-----	110904* 29.82 G
MX 250 F	05	110834* 8.15 G	110906* 37.74 G
EN 250 F	05	-----	110904* 29.82 G
MX / EN 250 F	06	110905* 29.20 G	110904* 29.82 G
MX / EN 250 F	07-08	110905* 29.20 G	110904* 29.82 G
EN 250 F	09-11	-----	110904* 29.82 G
MX / EN 300	97-04	-----	110904* 29.82 G
MX / EN 300	05	110834* 8.15 G	110906* 37.74 G
MX / EN 300	06	-----	110904* 29.82 G
MX / EN 300	07-11	110905* 29.20 G	110904* 29.82 G
MX / EN 400 F	02-04	-----	110904* 29.82 G
MX / EN 450 F	05	110834* 8.15 G	110906* 37.74 G
MX / EN 450 F	06	-----	110904* 29.82 G
MX / EN 450 F	07-11	110905* 29.20 G	110904* 29.82 G
SMX 450 F	05	-----	110904* 29.82 G
SMX 450 F	06	-----	110906* 37.74 G
SMX 450 F	07	110905* 29.20 G	110906* 37.74 G
SMR 450 F	08-09	-----	110906* 37.74 G
MX / EN 530 F	02-04	-----	110904* 29.82 G
MX / EN 530 F	05	110834* 8.15 G	110906* 37.74 G
MX / EN 530 F	06	-----	110904* 29.82 G
MX / EN 530 F	07-11	110905* 29.20 G	110904* 29.82 G
SMX 660 S	05	-----	110904* 29.82 G
SMX 660	06	-----	110906* 37.74 G
SMX 660	07	110905* 29.20 G	110906* 37.74 G
SMX 660 F	08-09	-----	110906* 37.74 G
<b>YAMAHA</b>			
TT-R 50	06-14	110836* 8.82 G	110897* 23.87 G
PW 80	83-06	110804* 12.50 G	110804* 12.50 G
YZ 80	74-77	110838* 8.82 G	110828* 19.98 G
YZ 80	78-79	110803 12.50 G	110874* 14.44 G

* Special Order Item		FRONT WHEEL BEARING KIT	REAR WHEEL BEARING KIT
<b>YAMAHA CONTINUED</b>			
YZ 80	80-81	110803 12.50 G	-----
YZ 80	82-83	110803 12.50 G	110874* 14.44 G
YZ 80	84-92	110803 12.50 G	-----
YZ 80	93-01	110803 12.50 G	110848* 14.09 G
YZ 85	02-15	110804* 12.50 G	110841* 11.78 G
TT-R 90	00-07	110804* 12.50 G	110841* 11.78 G
YZ 125	83-85	110838* 8.82 G	110828* 19.98 G
YZ 125	86-92	110893* 9.32 G	-----
YZ 125	93-95	110893* 9.32 G	110870* 19.37 G
YZ 125	96-97	110811* 12.24 G	110870* 19.37 G
YZ 125	98	110825* 22.13 G	110870* 19.37 G
YZ 125	99-15	110826* 22.19 G	110870* 19.37 G
TT 125	00	110826* 22.19 G	110865* 24.54 G
TT-R 125 Drum Brake	00-09	110874* 14.44 G	-----
TT-R 125 L Disc Brake	00-15	110874* 14.44 G	110874* 14.44 G
TT 225	86-01	110807* 12.50 G	110874* 14.44 G
TT-R 225	02-04	110893* 9.32 G	-----
XT 225	92-07	110893* 9.32 G	-----
TT-R 230	05-15	110893* 9.32 G	-----
YZ 250	81	110893* 9.32 G	-----
YZ 250	82	-----	110869* 21.73 G
YZ 250	83-87	-----	110870* 19.37 G
YZ 250	88-91	110893* 9.32 G	110869* 21.73 G
YZ 250	92-95	110893* 9.32 G	110870* 19.37 G
YZ 250	96-97	110811* 12.24 G	110870* 19.37 G
YZ 250	98	110825* 22.13 G	110870* 19.37 G
YZ 250	99-15	110826* 22.19 G	110870* 19.37 G
WR 250	91	110826* 22.19 G	110865* 24.54 G
WR 250	92-97	110893* 9.32 G	110870* 19.37 G
YZ 250 F	01-08	110811* 12.24 G	110870* 19.37 G
YZ 250 F	09-13	110826* 22.19 G	110865* 24.54 G
YZ 250 F	14-15	110826* 22.19 G	110880* 23.51 G
YZ 250 FX	15	110896* 37.56 G	110880* 23.51 G
WR 250 F	01-15	110896* 37.56 G	110865* 24.54 G
WR 250 R/X	08-15	114180* 22.85 G	110865* 24.54 G
XT 250	08-12	113290* 12.42 G	110865* 24.54 G
TT 350	86-87	110893* 9.32 G	-----
XT 350	85-00	110893* 9.32 G	110869* 21.73 G
YZ 400 F	98	110893* 9.32 G	110859* 14.07 G
YZ 400 F	99	110826* 22.19 G	110870* 19.37 G
WR 400 F	98	110826* 22.19 G	110865* 24.54 G
WR 400 F	99-00	114180* 22.85 G	110870* 19.37 G
YZ 426 F	00-02	114180* 22.85 G	110865* 24.54 G
WR 426 F	01-02	110826* 22.19 G	110865* 24.54 G
YZ 450 F	03-08	114180* 22.85 G	110865* 24.54 G
YZ 450 F	09-13	110826* 22.19 G	110865* 24.54 G
YZ 450 F	14-15	110826* 22.19 G	110880* 23.51 G
WR 450 F	03-15	110896* 37.56 G	110880* 23.51 G
YZ 465	81	114180* 22.85 G	110865* 24.54 G
YZ 490	82-83	-----	110869* 21.73 G
YZ 490	84-90	-----	110869* 21.73 G
WR 500	92-93	110893* 9.32 G	110869* 21.73 G
XT 550	82-83	110893* 9.32 G	110870* 19.37 G
TT 600	83-84	-----	110863* 20.95 G
TT 600	85-86	110835* 7.27 G	110869* 21.73 G
XT 600	84-95	110893* 9.32 G	110869* 21.73 G
XT 600 (SA)	96-00	110893* 9.32 G	110863* 20.95 G
XT-Z 750 Super Tenere	90-94	-----	110863* 20.95 G

- accessories
- body
- handlebar & grips
- cables & levers
- exhaust
- engine
- fuel & intake
- electrical & ignition
- clutch
- drive
- bearings**
- brakes
- steering & suspension
- tires
- tools & shop

- accessories
- body
- handlebar & grips
- cables & levers
- exhaust
- engine
- fuel & intake
- electrical & ignition
- clutch
- drive
- bearings
- brakes
- steering & suspension
- tires
- tools & shop



## DIRT BIKE WHEEL BEARING KITS

MODEL	YEAR	LOCATION	PART #		
<b>GAS GAS</b>					
EC 125	03	FRONT	840556	39.95	G
EC 125	03-08	REAR	840558	39.95	G
EC 125	04-11	FRONT	840559	39.95	G
EC 200	03	FRONT	840556	39.95	G
EC 200	03-11	REAR	840558	39.95	G
EC 200	04-11	FRONT	840559	39.95	G
EC 250	03	FRONT	840556	39.95	G
EC 250	03-11	REAR	840558	39.95	G
EC 250	04-11	FRONT	840559	39.95	G
EC 300	03	FRONT	840556	39.95	G
EC 300	03-11	REAR	840558	39.95	G
EC 300	04-11	FRONT	840559	39.95	G
MC 125	03	FRONT	840556	39.95	G
MC 125	03-08	REAR	840558	39.95	G
MC 125	04-09	FRONT	840559	39.95	G
MC 200	03	FRONT	840556	39.95	G
MC 200	03-08	REAR	840558	39.95	G
MC 200	04-08	FRONT	840559	39.95	G
MC 250	03	FRONT	840556	39.95	G
MC 250	03-09	REAR	840558	39.95	G
MC 250	04-09	FRONT	840559	39.95	G
MC 300	03	FRONT	840556	39.95	G
MC 300	03-08	REAR	840558	39.95	G
MC 300	04-08	FRONT	840559	39.95	G
SM 125	03	FRONT	840556	39.95	G
SM 125	03-08	REAR	840558	39.95	G
SM 125	04-08	FRONT	840559	39.95	G
SM 200	03	FRONT	840556	39.95	G
SM 200	03-08	REAR	840558	39.95	G
SM 200	04-08	FRONT	840559	39.95	G
SM 250	03	FRONT	840556	39.95	G
SM 250	03-08	REAR	840558	39.95	G
SM 250	04-08	FRONT	840559	39.95	G
SM 300	03	FRONT	840556	39.95	G
SM 300	03-08	REAR	840558	39.95	G
SM 300	04-08	FRONT	840559	39.95	G
TXT 125	03-06	FRONT	840561	39.95	G
TXT 125	03-06	REAR	840562	24.95	G
TXT 200	03-06	FRONT	840561	39.95	G
TXT 200	03-06	REAR	840562	24.95	G
TXT 250	03	FRONT	840561	39.95	G
TXT 250	03-06	REAR	840562	24.95	G

MODEL	YEAR	LOCATION	PART #		
<b>GAS GAS CONTINUED</b>					
TXT 250	04-06	FRONT	840564	39.95	G
TXT 280	03	FRONT	840561	39.95	G
TXT 280	03-06	REAR	840562	24.95	G
TXT 280	04-06	FRONT	840564	39.95	G
TXT 300	03-06	REAR	840562	24.95	G
TXT 300	04-06	FRONT	840564	39.95	G
<b>HONDA</b>					
CR 125R	82	REAR	840568	36.95	G
CR 125R	89	REAR	840573	19.95	G
CR 125R	79-81	FRONT	841203	17.95	G
CR 125R	82-83	FRONT	840569	17.95	G
CR 125R	83-86	REAR	840570	19.95	G
CR 125R	84-94	FRONT	840571	19.95	G
CR 125R	87-88	REAR	840572	19.95	G
CR 125R	90-99	REAR	840575	24.95	G
CR 125R	95-07	FRONT	840579	29.95	G
CR 125R	00-07	REAR	840582	24.95	G
CR 250R	82	REAR	840568	36.95	G
CR 250R	86	REAR	840588	24.95	G
CR 250R	89	REAR	840589	39.95	G
CR 250R	78-81	REAR	840587	24.95	G
CR 250R	81-83	FRONT	840569	17.95	G
CR 250R	83-85	REAR	840570	19.95	G
CR 250R	85-94	FRONT	840571	19.95	G
CR 250R	87-88	REAR	840572	19.95	G
CR 250R	90-99	REAR	840575	24.95	G
CR 250R	95-07	FRONT	840579	29.95	G
CR 250R	00-07	REAR	840582	24.95	G
CR 500R	86	REAR	840588	24.95	G
CR 500R	89	REAR	840589	39.95	G
CR 500R	83-85	REAR	840570	19.95	G
CR 500R	84-94	FRONT	840571	19.95	G
CR 500R	87-88	REAR	840572	19.95	G
CR 500R	90-01	REAR	840575	24.95	G
CR 500R	95-01	FRONT	840579	29.95	G
CR 80R	80-81	REAR	840566	17.95	G
CR 80R	80-82	FRONT	840565	17.95	G
CR 80R	82-85	REAR	840592	19.95	G
CR 80R	83-85	FRONT	840591	19.95	G
CR 80R	86-91	REAR	840593	19.95	G
CR 80R	86-02	FRONT	840594	14.99	G

## DIRT BIKE WHEEL BEARING KITS CONTINUED

MODEL	YEAR	LOCATION	PART #		
<b>HONDA CONTINUED</b>					
CR 80R	92-95	REAR	840595	19.95	G
CR 80R	96-02	REAR	840597	19.95	G
CR 85R	03-07	FRONT	840594	14.99	G
CR 85R	03-07	REAR	840597	19.95	G
CRF 100F	04-13	FRONT	840591	19.95	G
CRF 100F	04-13	REAR	840592	19.95	G
CRF 150F	03-16	FRONT	840598	19.95	G
CRF 150F	03-16	REAR	840599	19.95	G
CRF 150R	07-16	FRONT	840602	19.95	G
CRF 150R	07-16	REAR	840603	24.95	G
CRF 150RB	07-16	FRONT	840602	19.95	G
CRF 150RB	07-16	REAR	840603	24.95	G
CRF 230F	03-16	FRONT	840598	19.95	G
CRF 230F	03-16	REAR	840599	19.95	G
CRF 250R	04-16	FRONT	840579	29.95	G
CRF 250R	04-16	REAR	840582	24.95	G
CRF 250X	04-15	REAR	840582	24.95	G
CRF 250X	04-15	FRONT	840609	29.95	G
CRF 450R	02-16	FRONT	840579	29.95	G
CRF 450R	02-16	REAR	840582	24.95	G
CRF 450X	05-15	REAR	840582	24.95	G
CRF 450X	05-15	FRONT	840609	29.95	G
CRF 50F	04-16	FRONT	840591	19.95	G
CRF 50F	04-16	REAR	840612	19.95	G
CRF 70F	04-12	FRONT	840591	19.95	G
CRF 70F	04-12	REAR	840592	19.95	G
CRF 80F	04-13	FRONT	840591	19.95	G
CRF 80F	04-13	REAR	840592	19.95	G
XR 100	81-82	FRONT	840565	17.95	G
XR 100	81-84	REAR	841230	17.95	G
XR 100	83-84	FRONT	841207	17.95	G
XR 100R	85-03	FRONT	840591	19.95	G
XR 100R	85-03	REAR	840592	19.95	G
XR 250	79-80	REAR	840616	17.95	G
XR 250	79-80	FRONT	841203	17.95	G
XR 250R	81-82	REAR	840616	17.95	G
XR 250R	81-82	FRONT	840617	17.95	G
XR 250R	84-95	REAR	840615	19.95	G
XR 250R	84-04	FRONT	840605	19.95	G
XR 250R	96-04	REAR	840619	19.95	G
XR 400R	96-04	FRONT	840620	19.95	G
XR 400R	96-04	REAR	840621	19.95	G
XR 50R	00-03	FRONT	840591	19.95	G
XR 50R	00-03	REAR	840612	19.95	G
XR 600R	85-92	FRONT	840605	19.95	G
XR 600R	85-00	REAR	840615	19.95	G
XR 600R	93-00	FRONT	840620	19.95	G
XR 650L	93-15	FRONT	840620	19.95	G
XR 650L	93-15	REAR	840622	19.95	G
XR 650R	00-07	FRONT	840620	19.95	G
XR 650R	00-07	REAR	840625	19.95	G
XR 70R	97-03	FRONT	840591	19.95	G
XR 70R	97-03	REAR	840592	19.95	G
XR 80	79-82	FRONT	840565	17.95	G
XR 80	79-84	REAR	841230	17.95	G
XR 80	83-84	FRONT	841207	17.95	G

MODEL	YEAR	LOCATION	PART #		
<b>HONDA CONTINUED</b>					
XR 80R	85-03	FRONT	840591	19.95	G
XR 80R	85-03	REAR	840592	19.95	G
CR 125M	74-78	REAR	840567	17.95	G
CR 125M	76-78	FRONT	840565	17.95	G
CR 250M	73,75-76	REAR	841228	17.95	G
CR 250M	73-76	FRONT	840586	17.95	G
CR 450R	81	FRONT	840569	17.95	G
CR 450R	81	REAR	840587	24.95	G
CR 480R	82	REAR	840568	36.95	G
CR 480R	83	REAR	840570	19.95	G
CR 480R	82-83	FRONT	840569	17.95	G
CR 60R	83-84	FRONT	840591	19.95	G
CR 60R	83-84	REAR	840592	19.95	G
CR 80RB	96-02	FRONT	840594	14.99	G
CR 80RB	96-02	REAR	840597	19.95	G
CR 85RB	03-07	FRONT	840594	14.99	G
CR 85RB	03-07	REAR	840597	19.95	G
CRF 110F	13-16	FRONT	840591	19.95	G
CRF 110F	13-16	REAR	840592	19.95	G
CRF 230L	08-09	FRONT	840605	19.95	G
CRF 230L	08-09	REAR	840621	19.95	G
CRF 230M	09	FRONT	840605	19.95	G
CRF 230M	09	REAR	840621	19.95	G
CRF 250L	13-15	FRONT	841450	14.95	G
CRF 250L	13-15	REAR	841478	19.95	G
MR 250	76	FRONT	840613	17.95	G
MR 250	76	REAR	841228	17.95	G
MT 125	74-76	REAR	840614	17.95	G
MT 250	74-76	FRONT	840613	17.95	G
SL 100	70-73	REAR	840614	17.95	G
SL 100	70-73	FRONT	841204	17.95	G
SL 125	71-73	REAR	840614	17.95	G
SL 125	71-73	FRONT	841204	17.95	G
SL 175	70-71	FRONT	841205	27.95	G
SL 350	70	FRONT	841205	27.95	G
SL 350	70-72	REAR	841229	17.95	G
SL 350	71-72	FRONT	840586	17.95	G
SL 70	71-73	FRONT	841204	17.95	G
SL 70	71-73	REAR	841230	17.95	G
TL 250	75-76	REAR	840567	17.95	G
TLR 200	86-87	REAR	840592	19.95	G
XL 100	74-76	REAR	840614	17.95	G
XL 100	77-78	FRONT	841206	27.95	G
XL 100S	79-82	FRONT	840565	17.95	G
XL 100S	81-85	REAR	841230	17.95	G
XL 100S	83-85	FRONT	841207	17.95	G
XL 125	74-75	REAR	840614	17.95	G
XL 125	77-78	FRONT	841206	27.95	G
XL 125S	79-85	FRONT	840565	17.95	G
XL 175	76-78	FRONT	841205	27.95	G
XL 185S	79-83	FRONT	840565	17.95	G
XL 200R	83-84	REAR	840615	19.95	G
XL 200R	83-84	FRONT	841203	17.95	G
XL 250	72	REAR	841231	27.95	G
XL 250	72-76	FRONT	840613	17.95	G
XL 250R	82-87	FRONT	841203	17.95	G

- accessories
- body
- handlebar & grips
- cables & levers
- exhaust
- engine
- fuel & intake
- electrical & ignition
- clutch
- drive
- bearings**
- brakes
- steering & suspension
- tires
- tools & shop

## DIRT BIKE WHEEL BEARING KITS CONTINUED

- accessories
- body
- handlebar & grips
- cables & levers
- exhaust
- engine
- fuel & intake
- electrical & ignition
- clutch
- drive
- bearings**
- brakes
- steering & suspension
- tires
- tools & shop

MODEL	YEAR	LOCATION	PART #		
<b>HONDA CONTINUED</b>					
XL 250R	82-87	REAR	841232	17.95	G
XL 250S	78-81	REAR	840616	17.95	G
XL 250S	78-81	FRONT	841203	17.95	G
XL 350	76-78	FRONT	840613	17.95	G
XL 350R	84-85	FRONT	840605	19.95	G
XL 350R	84-85	REAR	841232	17.95	G
XL 500R	82	FRONT	840617	17.95	G
XL 500R	82	REAR	841232	17.95	G
XL 500S	79-81	REAR	840616	17.95	G
XL 500S	79-81	FRONT	841203	17.95	G
XL 600R	83-87	FRONT	840605	19.95	G
XL 600R	83-87	REAR	841232	17.95	G
XL 70	74,76	FRONT	841204	17.95	G
XL 70	74-76	REAR	841230	17.95	G
XL 75	77-79	FRONT	840565	17.95	G
XL 75	77-79	REAR	841230	17.95	G
XL 80	80-82	FRONT	840565	17.95	G
XL 80S	80-85	REAR	841230	17.95	G
XL 80S	83-85	FRONT	841207	17.95	G
XR 185	79	FRONT	840565	17.95	G
XR 200	80-84	FRONT	840565	17.95	G
XR 200R	81-88,90-91,93-02	FRONT	841203	17.95	G
XR 200R	81-02	REAR	840622	19.95	G
XR 250L	91-96	FRONT	840605	19.95	G
XR 250L	91-96	REAR	841233	27.95	G
XR 350R	83	FRONT	840617	17.95	G
XR 350R	83-85	REAR	840615	19.95	G
XR 350R	84-85	FRONT	840605	19.95	G
XR 500	79-80	FRONT	841203	17.95	G
XR 500R	79-84	REAR	840615	19.95	G
XR 500R	81-82	FRONT	840617	17.95	G
XR 500R	83-84	FRONT	840605	19.95	G
XR 75	73-78	REAR	841230	17.95	G
XR 75	77-78	FRONT	840565	17.95	G
<b>HUSABERG</b>					
FC 450	04-05	REAR	840676	29.95	G
FC 450	04-05	FRONT	840689	24.95	G
FC 550	04-05	REAR	840676	29.95	G
FC 550	04-05	FRONT	840689	24.95	G
FE 250	13	REAR	840676	29.95	G
FE 250	13	FRONT	840689	24.95	G
FE 350	13	REAR	840676	29.95	G
FE 350	13	FRONT	840689	24.95	G
FE 390E	10	REAR	840676	29.95	G
FE 390E	10	FRONT	840689	24.95	G
FE 450E	04-10	REAR	840676	29.95	G
FE 450E	04-10	FRONT	840689	24.95	G
FE 501	13	REAR	840676	29.95	G
FE 501	13	FRONT	840689	24.95	G
FE 550E	04-08	REAR	840676	29.95	G
FE 550E	04-08	FRONT	840689	24.95	G
FE 570E	09-10	REAR	840676	29.95	G
FE 570E	09-10	FRONT	840689	24.95	G

MODEL	YEAR	LOCATION	PART #		
<b>HUSABERG CONTINUED</b>					
FE 650E	04-08	REAR	840676	29.95	G
FE 650E	04-08	FRONT	840689	24.95	G
FS 450C	04-06	FRONT	840689	24.95	G
FS 450C	05-06	REAR	840676	29.95	G
FS 550C	07	REAR	840676	29.95	G
FS 550C	07	FRONT	840689	24.95	G
FS 650C	04-07	FRONT	840689	24.95	G
FS 650C	05-08	REAR	840676	29.95	G
FX 450C	10	FRONT	840689	24.95	G
TE 250	12-13	REAR	840676	29.95	G
TE 250	12-13	FRONT	840689	24.95	G
TE 300	12-13	REAR	840676	29.95	G
TE 300	12-13	FRONT	840689	24.95	G
<b>HUSQVARNA</b>					
CR 125	04-11	FRONT	840629	34.95	G
CR 125	04-12	REAR	840630	49.95	G
FC 250	14-15	REAR	840676	29.95	G
FC 250	14-15	FRONT	840689	24.95	G
FC 350	14-15	REAR	840676	29.95	G
FC 350	14-15	FRONT	840689	24.95	G
FC 450	14-15	REAR	840676	29.95	G
FC 450	14-15	FRONT	840689	24.95	G
FE 250	14-15	REAR	840676	29.95	G
FE 250	14-15	FRONT	840689	24.95	G
FE 350	14-15	REAR	840676	29.95	G
FE 350	14-15	FRONT	840689	24.95	G
FE 350S	15	REAR	840676	29.95	G
FE 350S	15	FRONT	840689	24.95	G
FE 501	14-15	REAR	840676	29.95	G
FE 501	14-15	FRONT	840689	24.95	G
FE 501S	15	REAR	840676	29.95	G
FE 501S	15	FRONT	840689	24.95	G
SMR 450	04-09	FRONT	840629	34.95	G
SMR 450	04-09	REAR	840630	49.95	G
SMR 510	04-09	FRONT	840629	34.95	G
SMR 510	04-09	REAR	840630	49.95	G
SMR 610	04-09	FRONT	840629	34.95	G
SMR 610	04-09	REAR	840630	49.95	G
TC 125	14-15	REAR	840676	29.95	G
TC 125	14-15	FRONT	840689	24.95	G
TC 250	04-11	FRONT	840629	34.95	G
TC 250	04-12	REAR	840630	49.95	G
TC 250	14-15	REAR	840676	29.95	G
TC 250	14-15	FRONT	840689	24.95	G
TC 450	04-11	FRONT	840629	34.95	G
TC 450	04-12	REAR	840630	49.95	G
TC 510	04-09	FRONT	840629	34.95	G
TC 510	04-09	REAR	840630	49.95	G
TC 85	14-15	REAR	840676	29.95	G
TC 85	14-15	FRONT	841451	29.95	G
TE 125	15	REAR	840676	29.95	G
TE 125	15	FRONT	840689	24.95	G
TE 250	04-11	FRONT	840629	34.95	G
TE 250	04-12	REAR	840630	49.95	G

## DIRT BIKE WHEEL BEARING KITS CONTINUED

MODEL	YEAR	LOCATION	PART #		
<b>HUSQVARNA CONTINUED</b>					
TE 250	14-15	REAR	840676	29.95	G
TE 250	14-15	FRONT	840689	24.95	G
TE 300	14-15	REAR	840676	29.95	G
TE 300	14-15	FRONT	840689	24.95	G
TE 310	09-11	FRONT	840629	34.95	G
TE 310	09-13	REAR	840630	49.95	G
TE 450	04-11	FRONT	840629	34.95	G
TE 450	04-13	REAR	840630	49.95	G
TE 510	04-11	FRONT	840629	34.95	G
TE 510	04-13	REAR	840630	49.95	G
TE 610	04-09	FRONT	840629	34.95	G
TE 610	04-09	REAR	840630	49.95	G
TXC 250	09-11	FRONT	840629	34.95	G
TXC 250	09-12	REAR	840630	49.95	G
TXC 450	09-11	FRONT	840629	34.95	G
TXC 450	09-13	REAR	840630	49.95	G
TXC 510	09-11	FRONT	840629	34.95	G
TXC 510	09-13	REAR	840630	49.95	G
WR 125	04-11	FRONT	840629	34.95	G
WR 125	04-12	REAR	840630	49.95	G
WR 250	04-10	REAR	840630	49.95	G
WR 250	04-12	FRONT	840629	34.95	G
<b>KAWASAKI</b>					
KDX 200	86-88	FRONT	840647	27.95	G
KDX 200	86-88	REAR	841236	56.95	G
KDX 200	89-06	FRONT	840634	19.95	G
KDX 200	89-06	REAR	840635	19.95	G
KDX 220	97-05	FRONT	840634	19.95	G
KDX 220	97-05	REAR	840635	19.95	G
KDX 250	91-94	FRONT	840634	19.95	G
KDX 250	91-94	REAR	840635	19.95	G
KLX 110	02-15	FRONT	840637	19.95	G
KLX 110	02-15	REAR	840642	19.95	G
KLX 125	03-06	FRONT	840643	19.95	G
KLX 125	03-06	REAR	840644	19.95	G
KLX 125L	03-04,06	REAR	840644	19.95	G
KLX 125L	03-06	FRONT	840696	16.95	G
KLX 250	94-96	FRONT	840634	19.95	G
KLX 250	94-96	REAR	840635	19.95	G
KLX 300R	97-07	FRONT	840634	19.95	G
KLX 300R	97-07	REAR	840635	19.95	G
KLX 400	03-04	REAR	840652	36.95	G
KLX 400	03-04	FRONT	840706	41.95	G
KLX 450R	08-09	FRONT	840653	27.95	G
KLX 450R	08-09	REAR	840654	24.95	G
KLX 650	93-96	REAR	840657	66.95	G
KX 100	95,97	FRONT	840660	14.95	G
KX 100	95,97	REAR	840661	19.95	G
KX 100	98-15	FRONT	840658	19.95	G
KX 100	98-15	REAR	840659	24.95	G
KX 125	86-96	REAR	840635	19.95	G
KX 125	89-92	FRONT	840671	19.95	G
KX 125	93-05	FRONT	840665	29.95	G
KX 125	97-02	REAR	840666	19.95	G

MODEL	YEAR	LOCATION	PART #		
<b>KAWASAKI CONTINUED</b>					
KX 125	03-05	REAR	840654	24.95	G
KX 250	86-96	REAR	840635	19.95	G
KX 250	90-92	FRONT	840671	19.95	G
KX 250	93-07	FRONT	840665	29.95	G
KX 250	97-02	REAR	840666	19.95	G
KX 250	03-07	REAR	840654	24.95	G
KX 250F	04-16	REAR	840654	24.95	G
KX 250F	04-16	FRONT	840665	29.95	G
KX 450F	06-16	REAR	840654	24.95	G
KX 450F	06-16	FRONT	840665	29.95	G
KX 500	86-96	REAR	840635	19.95	G
KX 500	90-93	FRONT	840671	19.95	G
KX 500	94-04	FRONT	840665	29.95	G
KX 500	97-04	REAR	840666	19.95	G
KX 60	85-88,90-03	FRONT	840637	19.95	G
KX 60	85-88,90-03	REAR	840638	19.95	G
KX 65	00-15	FRONT	840658	19.95	G
KX 65	00-15	REAR	840674	19.95	G
KX 80	88-97	FRONT	840660	14.95	G
KX 80	88-97	REAR	840661	19.95	G
KX 80	98-00	FRONT	840658	19.95	G
KX 80	98-00	REAR	840659	24.95	G
KX 85	01-15	FRONT	840658	19.95	G
KX 85	01-15	REAR	840659	24.95	G
KD 80	88-90	FRONT	840696	16.95	G
KD 80	88-90	REAR	841235	17.95	G
KDX 50	03-06	FRONT	841214	17.95	G
KDX 50	03-06	REAR	841241	17.95	G
KDX 80	84-88	FRONT	840637	19.95	G
KDX 80	84-88	REAR	840638	19.95	G
KE 100	87-01	FRONT	841209	17.95	G
KE 100	87-01	REAR	841238	27.95	G
KLR 250	87-05	REAR	840640	36.95	G
KLR 250	87-05	FRONT	841210	27.95	G
KLR 650	87-15	REAR	840641	27.95	G
KLR 650	87-15	FRONT	841210	27.95	G
KLX 140	08-15	FRONT	840658	19.95	G
KLX 140	08-15	REAR	841239	36.95	G
KLX 250S	06-07	FRONT	840634	19.95	G
KLX 250S	06-14	REAR	840635	19.95	G
KLX 250S	09-14	FRONT	840647	27.95	G
KLX 650R	93-96	FRONT	840634	19.95	G
KLX 650R	93-96	REAR	840635	19.95	G
TENGA	90-91	REAR	840641	27.95	G
TENGA	90-91	FRONT	841210	27.95	G
<b>KTM</b>					
125 EXC	98-99	FRONT	840677	24.95	G
125 EXC	00-02	FRONT	840680	24.95	G
125 EXC	01-07	REAR	840676	29.95	G
125 EXC	03-05	FRONT	840689	24.95	G
125 MXC	98-99	FRONT	840677	24.95	G
125 MXC	00-02	FRONT	840680	24.95	G
125 MXC	03-05	FRONT	840689	24.95	G
125 SX	98-99	FRONT	840684	34.95	G

- accessories
- body
- handlebar & grips
- cables & levers
- exhaust
- engine
- fuel & intake
- electrical & ignition
- clutch
- drive
- bearings**
- brakes
- steering & suspension
- tires
- tools & shop

## DIRT BIKE WHEEL BEARING KITS CONTINUED

- accessories
- body
- handlebar & grips
- cables & levers
- exhaust
- engine
- fuel & intake
- electrical & ignition
- clutch
- drive
- bearings**
- brakes
- steering & suspension
- tires
- tools & shop

MODEL	YEAR	LOCATION	PART #		
<b>KTM CONTINUED</b>					
125 SX	00-02	FRONT	840579	29.95	G
125 SX	03-15	FRONT	840689	24.95	G
125 SX	06-15	REAR	840676	29.95	G
200 EXC	98-99	FRONT	840677	24.95	G
200 EXC	00-02	FRONT	840680	24.95	G
200 EXC	03-05	FRONT	840689	24.95	G
200 EXC	04-05	REAR	840676	29.95	G
200 MXC	98-99	FRONT	840677	24.95	G
200 MXC	00-02	FRONT	840680	24.95	G
200 MXC	03-05	FRONT	840689	24.95	G
200 SX	98-99	FRONT	840684	34.95	G
200 SX	00-02	FRONT	840579	29.95	G
200 SX	03-06	FRONT	840689	24.95	G
200 SX	04-06	REAR	840676	29.95	G
200 XC	06-09	REAR	840676	29.95	G
200 XC	06-09	FRONT	840689	24.95	G
200 XC-W	06-15	FRONT	840689	24.95	G
200 XC-W	08-15	REAR	840676	29.95	G
250 EXC	98-99	FRONT	840677	24.95	G
250 EXC	98-05	REAR	840676	29.95	G
250 EXC	00-02	FRONT	840680	24.95	G
250 EXC	03-05,08	FRONT	840689	24.95	G
250 MXC	98-99	FRONT	840677	24.95	G
250 MXC	98-05	REAR	840676	29.95	G
250 MXC	00-02	FRONT	840680	24.95	G
250 MXC	03-05	FRONT	840689	24.95	G
250 SX	98-99	FRONT	840684	34.95	G
250 SX	00-02	FRONT	840579	29.95	G
250 SX	03-15	FRONT	840689	24.95	G
250 SX	06-15	REAR	840676	29.95	G
250 SX-F	06-15	REAR	840676	29.95	G
250 SX-F	06-15	FRONT	840689	24.95	G
250 XC	06-14	REAR	840676	29.95	G
250 XC	06-14	FRONT	840689	24.95	G
250 XC-F	07-08,12-15	FRONT	840689	24.95	G
250 XC-F	07-09,12-15	REAR	840676	29.95	G
250 XCF-W	07-15	REAR	840676	29.95	G
250 XCF-W	07-15	FRONT	840689	24.95	G
250 XC-W	06-07,09-15	REAR	840676	29.95	G
250 XC-W	06-15	FRONT	840689	24.95	G
300 EXC	98-99	FRONT	840677	24.95	G
300 EXC	98-05	REAR	840676	29.95	G
300 EXC	00-02	FRONT	840680	24.95	G
300 EXC	03-05	FRONT	840689	24.95	G
300 MXC	98-99	FRONT	840677	24.95	G
300 MXC	98-05	REAR	840676	29.95	G
300 MXC	00-02	FRONT	840680	24.95	G
300 MXC	03-05	FRONT	840689	24.95	G
300 SX	98-99	FRONT	840684	34.95	G
300 SX	98-02	REAR	840676	29.95	G
300 SX	00-02	FRONT	840579	29.95	G
300 XC	06-14	REAR	840676	29.95	G
300 XC	06-14	FRONT	840689	24.95	G
300 XC-W	06-15	REAR	840676	29.95	G
300 XC-W	06-15	FRONT	840689	24.95	G

MODEL	YEAR	LOCATION	PART #		
<b>KTM CONTINUED</b>					
380 EXC	98-99	FRONT	840677	24.95	G
380 EXC	98-02	REAR	840676	29.95	G
380 EXC	00-02	FRONT	840680	24.95	G
380 MXC	98-99	FRONT	840677	24.95	G
380 MXC	98-02	REAR	840676	29.95	G
380 MXC	00-02	FRONT	840680	24.95	G
380 SX	98-99	FRONT	840684	34.95	G
380 SX	00-02	FRONT	840579	29.95	G
400 EXC	06	FRONT	840689	24.95	G
400 EXC	00-02	FRONT	840680	24.95	G
400 EXC	00-06	REAR	840676	29.95	G
400 MXC	01-02	REAR	840676	29.95	G
400 MXC	01-02	FRONT	840680	24.95	G
400 SX	00-02	FRONT	840579	29.95	G
400 SX	00-05	REAR	840676	29.95	G
400 XC-W	07-10	REAR	840676	29.95	G
400 XC-W	07-10	FRONT	840689	24.95	G
450 EXC	03-13	FRONT	840689	24.95	G
450 EXC	06-13	REAR	840676	29.95	G
450 EXC-R	03-09	FRONT	840689	24.95	G
450 EXC-R	06-08	REAR	840676	29.95	G
450 MXC	03-05	REAR	840676	29.95	G
450 MXC	03-05	FRONT	840689	24.95	G
450 SX-F	03-15	FRONT	840689	24.95	G
450 SX-F	06-15	REAR	840676	29.95	G
450 XC-F	06-09,13-15	REAR	840676	29.95	G
450 XC-F	06-09,13-15	FRONT	840689	24.95	G
450 XC-W	07-15	REAR	840676	29.95	G
450 XC-W	07-15	FRONT	840689	24.95	G
505 SX-F	08	REAR	840676	29.95	G
505 SX-F	08	FRONT	840689	24.95	G
505 XC-F	08-09	REAR	840676	29.95	G
520 EXC	00-02	REAR	840676	29.95	G
520 EXC	00-02	FRONT	840680	24.95	G
520 MXC	00-02	REAR	840676	29.95	G
520 MXC	00-02	FRONT	840680	24.95	G
520 SX	00-02	FRONT	840579	29.95	G
520 SX	00-02	REAR	840676	29.95	G
525 EXC	03-06	REAR	840676	29.95	G
525 EXC	03-07	FRONT	840689	24.95	G
525 MXC	03-05	REAR	840676	29.95	G
525 MXC	03-05	FRONT	840689	24.95	G
525 SX	00-02,06	REAR	840676	29.95	G
525 SX	00-06	FRONT	840689	24.95	G
525 XC	06-07	FRONT	840689	24.95	G
525 XC	06-08	REAR	840676	29.95	G
530 EXC-R	08-09	REAR	840676	29.95	G
530 EXC-R	08-09	FRONT	840689	24.95	G
530 XC-W	08-11	REAR	840676	29.95	G
530 XC-W	08-11	FRONT	840689	24.95	G
105 SX	04-11	REAR	840676	29.95	G
105 SX	07-11	FRONT	840675	24.95	G
150 SX	09-15	REAR	840676	29.95	G
150 SX	09-15	FRONT	840689	24.95	G
150 XC	10-14	REAR	840676	29.95	G



## DIRT BIKE WHEEL BEARING KITS CONTINUED

MODEL	YEAR	LOCATION	PART #		
<b>KTM CONTINUED</b>					
150 XC	10-14	FRONT	840689	24.95	G
350 EXC-F	12-15	REAR	840676	29.95	G
350 EXC-F	12-15	FRONT	840689	24.95	G
350 SX-F	11-15	REAR	840676	29.95	G
350 SX-F	11-15	FRONT	840689	24.95	G
350 XC-F	12-15	REAR	840676	29.95	G
350 XC-F	12-15	FRONT	840689	24.95	G
350 XCF-W	12-15	REAR	840676	29.95	G
350 XCF-W	12-15	FRONT	840689	24.95	G
50 JR ADVENTURE	00-02	FRONT	841150	17.95	G
50 JR ADVENTURE	00-02	REAR	841157	14.95	G
50 MINI ADVENTURE	09	REAR	841158	8.95	G
50 MINI ADVENTURE	98-07	FRONT	841150	17.95	G
50 MINI ADVENTURE	98-08	REAR	841157	14.95	G
50 MINI ADVENTURE	08-10	FRONT	841151	14.95	G
50 SR ADVENTURE	00-03	FRONT	841150	17.95	G
50 SR ADVENTURE	00-07	REAR	841157	14.95	G
50 SR ADVENTURE	04-07	FRONT	841151	14.95	G
50 SX	15	REAR	841638	9.95	G
50 SX	07-11	FRONT	841151	14.95	G
50 SX	10-14	REAR	841158	8.95	G
50 SX	12-15	FRONT	840692	19.95	G
50 SX PRO JR	09	REAR	841158	8.95	G
50 SX PRO JR	98-00,06	FRONT	841150	17.95	G
50 SX PRO JR	98-08	REAR	841157	14.95	G
50 SX PRO JR	01-05,07-09	FRONT	841151	14.95	G
50 SX PRO SR	04	REAR	841159	8.95	G
50 SX PRO SR	01,05	REAR	841158	8.95	G
50 SX PRO SR	98-00	FRONT	841150	17.95	G
50 SX PRO SR	98-00,02-03,06	REAR	841157	14.95	G
50 SX PRO SR	01-06	FRONT	841151	14.95	G
500 EXC	12-15	REAR	840676	29.95	G
500 EXC	12-15	FRONT	840689	24.95	G
500 XC-W	12-15	REAR	840676	29.95	G
500 XC-W	12-15	FRONT	840689	24.95	G
530 EXC	09-11	REAR	840676	29.95	G
530 EXC	09-11	FRONT	840689	24.95	G
65 SX	00-15	FRONT	840692	19.95	G
65 SX	00-15	REAR	840693	38.95	G
85 SX	03-15	REAR	840676	29.95	G
85 SX	05-11	FRONT	840675	24.95	G
85 SX	12-15	FRONT	841451	29.95	G
<b>SUZUKI</b>					
DRZ 110	03-05	FRONT	840637	19.95	G
DRZ 110	03-06	REAR	840642	19.95	G
DRZ 125	05	REAR	840701	24.95	G

MODEL	YEAR	LOCATION	PART #		
<b>SUZUKI CONTINUED</b>					
DRZ 125	03-04,06-15	REAR	840644	19.95	G
DRZ 125	03-15	FRONT	840643	19.95	G
DRZ 125L	03	REAR	840644	19.95	G
DRZ 125L	03-15	FRONT	840696	16.95	G
DRZ 125L	04-15	REAR	840701	24.95	G
DRZ 250	01-07	REAR	840698	19.95	G
DRZ 250	01-07	FRONT	840702	19.95	G
DRZ 400SM	05-09,14-15	FRONT	840706	41.95	G
DRZ 400SM	05-09,14-15	REAR	840707	24.95	G
RM 100	03	FRONT	840658	19.95	G
RM 100	03	REAR	840659	24.95	G
RM 100	76-77	REAR	840695	17.95	G
RM 100	79-81	REAR	840716	36.95	G
RM 125	78	REAR	840717	36.95	G
RM 125	87	REAR	841479	27.95	G
RM 125	75-77	REAR	840695	17.95	G
RM 125	75-80	FRONT	840696	16.95	G
RM 125	79-80	REAR	840716	36.95	G
RM 125	81-85	FRONT	841151	14.95	G
RM 125	81-86	REAR	840719	17.95	G
RM 125	86-95	FRONT	840692	19.95	G
RM 125	88-91	REAR	840721	19.95	G
RM 125	92-94	REAR	840725	24.95	G
RM 125	95-98	REAR	840727	24.95	G
RM 125	96-00	FRONT	840729	29.95	G
RM 125	00-07	REAR	840731	24.95	G
RM 125	01-07	FRONT	840733	29.95	G
RM 250	76	REAR	840737	27.95	G
RM 250	76-77	FRONT	841217	17.95	G
RM 250	77-78	REAR	840714	17.95	G
RM 250	78-80	FRONT	840696	16.95	G
RM 250	79-80	REAR	840716	36.95	G
RM 250	81-83	REAR	840719	17.95	G
RM 250	81-85	FRONT	841151	14.95	G
RM 250	84-87	REAR	841243	66.95	G
RM 250	86-95	FRONT	840692	19.95	G
RM 250	88-91	REAR	840738	24.95	G
RM 250	92-94	REAR	840725	24.95	G
RM 250	95-99	REAR	840727	24.95	G
RM 250	96-00	FRONT	840729	29.95	G
RM 250	00-08	REAR	840731	24.95	G
RM 250	01-08	FRONT	840733	29.95	G
RM 65	03-05	REAR	840674	19.95	G
RM 65	03-05	FRONT	840741	17.95	G
RM 80	77-81	FRONT	840643	19.95	G
RM 80	78-81	REAR	840711	17.95	G
RM 80	82-89	FRONT	840742	17.95	G
RM 80	84-89	REAR	840743	17.95	G
RM 80	90-01	FRONT	840696	16.95	G
RM 80	90-01	REAR	840825	19.95	G
RM 85	02-15	FRONT	840696	16.95	G
RM 85	02-15	REAR	840825	19.95	G
RM 85L	03-12	FRONT	840696	16.95	G
RM 85L	03-12	REAR	840825	19.95	G
RMX 250	89-98	FRONT	840702	19.95	G

- accessories
- body
- handlebar & grips
- cables & levers
- exhaust
- engine
- fuel & intake
- electrical & ignition
- clutch
- drive
- bearings**
- brakes
- steering & suspension
- tires
- tools & shop

## DIRT BIKE WHEEL BEARING KITS CONTINUED

- accessories
- body
- handlebar & grips
- cables & levers
- exhaust
- engine
- fuel & intake
- electrical & ignition
- clutch
- drive
- bearings**
- brakes
- steering & suspension
- tires
- tools & shop

MODEL	YEAR	LOCATION	PART #		
<b>SUZUKI CONTINUED</b>					
RMX 250	89-98	REAR	840738	24.95	G
RMZ 250	04-06	REAR	840654	24.95	G
RMZ 250	04-06	FRONT	840665	29.95	G
RMZ 250	07-15	FRONT	840746	24.95	G
RMZ 250	07-15	REAR	840747	29.95	G
RMZ 450	05-15	FRONT	840746	24.95	G
RMZ 450	05-15	REAR	840747	29.95	G
DR 100	83-90	REAR	840695	17.95	G
DR 100	83-90	FRONT	841212	17.95	G
DR 125	82-84	FRONT	841212	17.95	G
DR 125	82-88	REAR	840695	17.95	G
DR 125	86-88	FRONT	840696	16.95	G
DR 125 SE	94-96	REAR	840695	17.95	G
DR 125 SE	94-96	FRONT	840696	16.95	G
DR 200	86-88	REAR	840695	17.95	G
DR 200	86-88	FRONT	840696	16.95	G
DR 200 SE	96-09	REAR	840695	17.95	G
DR 200 SE	96-09	FRONT	840696	16.95	G
DR 250	85	FRONT	840696	16.95	G
DR 250	82-83	FRONT	841212	17.95	G
DR 250	82-83,85	REAR	840699	27.95	G
DR 250	90-93	FRONT	840697	17.95	G
DR 250	90-93	REAR	840698	19.95	G
DR 370	78-79	FRONT	840696	16.95	G
DR 500	81-83	FRONT	841212	17.95	G
DRZ 400	00-15	FRONT	840706	41.95	G
DRZ 400	00-15	REAR	840707	24.95	G
DRZ 70	08-09	FRONT	841213	27.95	G
DRZ 70	08-09	REAR	841240	36.95	G
DS 100	78-81	REAR	840695	17.95	G
DS 100	78-81	FRONT	840696	16.95	G
DS 125	78-81	REAR	840695	17.95	G
DS 125	79-81	FRONT	840696	16.95	G
DS 185	78-80	REAR	840695	17.95	G
DS 185	78-80	FRONT	840696	16.95	G
DS 250	80	FRONT	840696	16.95	G
DS 250	80	REAR	840709	17.95	G
DS 80	78-00	FRONT	840643	19.95	G
DS 80	78-00	REAR	840711	17.95	G
JR 50	78-06	FRONT	841214	17.95	G
JR 50	78-06	REAR	841241	17.95	G
JR 80	01-04	FRONT	840643	19.95	G
JR 80	01-04	REAR	840711	17.95	G
MT 50	73	FRONT	840696	16.95	G
MT 50	73	REAR	840712	17.95	G
OR 50	78-80	REAR	841242	27.95	G
OR 50	79-80	FRONT	841211	17.95	G
PE 175	78-79	REAR	840695	17.95	G
PE 175	78-81	FRONT	841212	17.95	G
PE 175	80-84	REAR	840713	17.95	G
PE 175	82-84	FRONT	841215	17.95	G
PE 250	77-79	REAR	840714	17.95	G
PE 250	77-81	FRONT	841216	17.95	G
PE 250	80-81	REAR	840715	46.95	G
PE 400	80-81	REAR	840715	46.95	G
PE 400	80-81	FRONT	841216	17.95	G

MODEL	YEAR	LOCATION	PART #		
<b>SUZUKI CONTINUED</b>					
RB 50	87	REAR	841242	27.95	G
RM 370	76	REAR	840737	27.95	G
RM 370	77	REAR	840714	17.95	G
RM 370	76-77	FRONT	841217	17.95	G
RM 400	79-80	FRONT	840696	16.95	G
RM 400	79-80	REAR	840716	36.95	G
RM 465	81	REAR	840739	27.95	G
RM 465	81-82	FRONT	841151	14.95	G
RM 50	78-80	FRONT	840643	19.95	G
RM 50	78-80	REAR	840711	17.95	G
RM 500	83	REAR	840740	46.95	G
RM 500	83-84	FRONT	841151	14.95	G
RM 60	03	FRONT	840637	19.95	G
RM 60	78-83	FRONT	840643	19.95	G
RM 60	78-83	REAR	840711	17.95	G
RMX 450Z	10	FRONT	840746	24.95	G
RMX 450Z	10	REAR	840747	29.95	G
RS 175	80-82	FRONT	840696	16.95	G
RS 175	80-82	REAR	840716	36.95	G
RS 250	80-81	FRONT	840696	16.95	G
RV 125	73-77	REAR	840754	36.95	G
RV 125	74-77	FRONT	841218	17.95	G
SP 100	83	REAR	840695	17.95	G
SP 100	83	FRONT	841212	17.95	G
SP 125	82-83	FRONT	841212	17.95	G
SP 125	82-83,86-88	REAR	840695	17.95	G
SP 125	86-88	FRONT	840696	16.95	G
SP 200	86-88	REAR	840695	17.95	G
SP 200	86-88	FRONT	840696	16.95	G
SP 250	82-83,85	FRONT	840696	16.95	G
SP 250	82-83,85	REAR	840699	27.95	G
SP 370	78-79	REAR	840755	36.95	G
SP 370	78-79	FRONT	841216	17.95	G
SP 400	80	REAR	840755	36.95	G
SP 400	80	FRONT	841216	17.95	G
SP 500	81-83	FRONT	841216	17.95	G
T 125	71	REAR	840756	27.95	G
T 125	71	FRONT	841217	17.95	G
TC 100	73-77	REAR	840756	27.95	G
TC 100	74-77	FRONT	841221	17.95	G
TC 120	71	REAR	840757	17.95	G
TC 120	71	FRONT	841217	17.95	G
TC 125	72-75	REAR	840695	17.95	G
TC 125	74-75	FRONT	841220	17.95	G
TC 125	76-77	REAR	840756	27.95	G
TC 185	74-77	REAR	840754	36.95	G
TC 185	74-77	FRONT	841221	17.95	G
TM 100	74-75	REAR	840695	17.95	G
TM 125	73-75	REAR	840695	17.95	G
TM 400	71-75	REAR	840709	17.95	G
TM 400	71-75	FRONT	841217	17.95	G
TM 75	74-76	FRONT	841211	17.95	G
TM 75	74-76	REAR	841242	27.95	G
TS 100	73-77	REAR	840756	27.95	G
TS 100	74-77	FRONT	841221	17.95	G
TS 100	78-81	REAR	840695	17.95	G

## DIRT BIKE WHEEL BEARING KITS CONTINUED

MODEL	YEAR	LOCATION	PART #		
<b>SUZUKI CONTINUED</b>					
TS 100	78-81	FRONT	841212	17.95	G
TS 125	71-72,78-81	REAR	840695	17.95	G
TS 125	71-72,78-81	FRONT	841212	17.95	G
TS 125	73-77	REAR	840756	27.95	G
TS 125	73-77	FRONT	841220	17.95	G
TS 185	71-72,77-81	REAR	840695	17.95	G
TS 185	73-76	REAR	840756	27.95	G
TS 185	73-76	FRONT	841221	17.95	G
TS 185	77-81	FRONT	841212	17.95	G
TS 50	71-74	FRONT	841211	17.95	G
TS 50	71-74	REAR	841242	27.95	G
TS 75	75-77	FRONT	841211	17.95	G
TS 75	75-77	REAR	841242	27.95	G
<b>YAMAHA</b>					
TTR 125E	00-03	FRONT	840774	19.95	G
TTR 125E	00-04	REAR	840775	19.95	G
TTR 125E	03-09	REAR	840775	19.95	G
TTR 125E	04-09	FRONT	840774	19.95	G
TTR 125L	00-08	REAR	840775	19.95	G
TTR 125L	00-08	FRONT	840776	19.95	G
TTR 90	00-08	FRONT	840768	19.95	G
TTR 90	00-08	REAR	840769	19.95	G
WR 250	91	FRONT	840772	19.95	G
WR 250	91-97	REAR	840783	19.95	G
WR 250	92-97	FRONT	840784	19.95	G
WR 250F	01-03	REAR	840785	24.95	G
WR 250F	01-13,15	FRONT	840786	29.95	G
WR 250F	04-13,15	REAR	840790	24.95	G
WR 400F	98	REAR	840783	19.95	G
WR 400F	98-00	FRONT	840786	29.95	G
WR 400F	99-00	REAR	840785	24.95	G
WR 426F	01-02	REAR	840785	24.95	G
WR 426F	01-02	FRONT	840786	29.95	G
WR 450F	03	REAR	840785	24.95	G
WR 450F	03-15	FRONT	840786	29.95	G
WR 450F	04-15	REAR	840790	24.95	G
WR 500Z	92-93	FRONT	840772	19.95	G
WR 500Z	92-93	REAR	840783	19.95	G
YZ 125	76	FRONT	840767	27.95	G
YZ 125	76	REAR	841249	36.95	G
YZ 125	84	FRONT	840805	27.95	G
YZ 125	84	REAR	840806	36.95	G
YZ 125	85	FRONT	840807	27.95	G
YZ 125	85	REAR	841250	36.95	G
YZ 125	86-87	REAR	841251	36.95	G
YZ 125	86-91	FRONT	840772	19.95	G
YZ 125	88-98	REAR	840783	19.95	G
YZ 125	92-95	FRONT	840784	19.95	G
YZ 125	96-97	FRONT	840810	29.95	G
YZ 125	98-16	FRONT	840786	29.95	G
YZ 125	99-16	REAR	840785	24.95	G
YZ 250	74	FRONT	840767	27.95	G
YZ 250	74	REAR	841245	36.95	G
YZ 250	85	FRONT	840807	27.95	G
YZ 250	83-84	FRONT	840805	27.95	G

MODEL	YEAR	LOCATION	PART #		
<b>YAMAHA CONTINUED</b>					
YZ 250	83-84	REAR	841252	46.95	G
YZ 250	85-87	REAR	841253	46.95	G
YZ 250	86-91	FRONT	840772	19.95	G
YZ 250	88-98	REAR	840783	19.95	G
YZ 250	92-95	FRONT	840784	19.95	G
YZ 250	96-97	FRONT	840810	29.95	G
YZ 250	98-16	FRONT	840786	29.95	G
YZ 250	99-16	REAR	840785	24.95	G
YZ 250F	01-08	REAR	840785	24.95	G
YZ 250F	01-13	FRONT	840786	29.95	G
YZ 250F	09-16	REAR	840821	24.95	G
YZ 250F	14-16	FRONT	840746	24.95	G
YZ 400F	98	REAR	840783	19.95	G
YZ 400F	99	REAR	840785	24.95	G
YZ 400F	98-99	FRONT	840786	29.95	G
YZ 426F	00-02	REAR	840785	24.95	G
YZ 426F	00-02	FRONT	840786	29.95	G
YZ 450F	03-08	REAR	840785	24.95	G
YZ 450F	03-13	FRONT	840786	29.95	G
YZ 450F	09-16	REAR	840821	24.95	G
YZ 450F	14-16	FRONT	840746	24.95	G
YZ 80	84-92	FRONT	840761	27.95	G
YZ 80	84-92	REAR	840824	27.95	G
YZ 80	93-01	FRONT	840781	19.95	G
YZ 80	93-01	REAR	840825	19.95	G
YZ 85	02-16	FRONT	840781	19.95	G
YZ 85	02-16	REAR	840825	19.95	G
BW 200	85-88	FRONT	840758	27.95	G
BW 200	85-88	REAR	840759	27.95	G
BW 350	87-88	FRONT	840758	27.95	G
BW 350	87-88	REAR	840760	36.95	G
BW 80	86-88,90	REAR	840762	46.95	G
BW 80	86-90	FRONT	840761	27.95	G
DT 250	78	REAR	841244	36.95	G
DT 250	73,78	FRONT	840763	27.95	G
DT 400	78	FRONT	840763	27.95	G
DT 400	78	REAR	841244	36.95	G
IT 200	84-86	REAR	840765	36.95	G
IT 250	79	FRONT	840766	27.95	G
IT 250	79	REAR	841245	36.95	G
IT 490	84	FRONT	841151	14.95	G
IT 490	84	REAR	841246	46.95	G
JT2 MINI ENDURO	72	REAR	841247	27.95	G
MX 250	74	FRONT	840767	27.95	G
PW 50	85-87,90-96,98-09,12-16	FRONT	841223	27.95	G
PW 80	91-06	FRONT	840768	19.95	G
PW 80	01-06	REAR	840769	19.95	G
RT 100	92-00	FRONT	841224	27.95	G
RT 180	90-92	REAR	840770	27.95	G
TT 225	86-87	REAR	840773	36.95	G
TT 350	86-87	REAR	841248	46.95	G
TT 500	77,80-81	FRONT	840767	27.95	G
TT 500	77,80-81	REAR	841245	36.95	G

- accessories
- body
- handlebar & grips
- cables & levers
- exhaust
- engine
- fuel & intake
- electrical & ignition
- clutch
- drive
- bearings**
- brakes
- steering & suspension
- tires
- tools & shop

## DIRT BIKE WHEEL BEARING KITS CONTINUED

MODEL	YEAR	LOCATION	PART #		
<b>YAMAHA CONTINUED</b>					
TT 600	83-84	REAR	841246	46.95	G
TT 600	85-86	REAR	841248	46.95	G
TTR 110	09-16	FRONT	840768	19.95	G
TTR 110	09-16	REAR	840769	19.95	G
TTR 125LE	03-15	REAR	840775	19.95	G
TTR 125LE	03-15	FRONT	840776	19.95	G
TTR 225	01	REAR	841249	36.95	G
TTR 225	99-00	REAR	840777	36.95	G
TTR 225	02-04	REAR	840770	27.95	G
TTR 230	05-15	FRONT	840772	19.95	G
TTR 230	05-15	REAR	840778	36.95	G
TTR 250	99-06	FRONT	840779	27.95	G
TTR 250	99-06	REAR	840780	36.95	G
TTR 50	06-09,13-15	FRONT	840781	19.95	G
TTR 50	06-09,13-15	REAR	840782	17.95	G
TW 200	87-16	REAR	840760	36.95	G
TW 200	01-16	FRONT	840772	19.95	G
TY 350	85-86	FRONT	841151	14.95	G
WR 250R	08-16	REAR	840790	24.95	G
WR 250R	08-16	FRONT	840793	27.95	G

MODEL	YEAR	LOCATION	PART #		
<b>YAMAHA CONTINUED</b>					
WR 250X	08-11	REAR	840790	24.95	G
WR 250X	08-11	FRONT	840793	27.95	G
XT 200	82	REAR	840773	36.95	G
XT 200	82	FRONT	841224	27.95	G
XT 225	92-07	REAR	840773	36.95	G
XT 250	84	REAR	840799	36.95	G
XT 250	84	FRONT	841227	27.95	G
XT 250	08-15	FRONT	840772	19.95	G
XT 250	08-15	REAR	840800	36.95	G
XT 350	85-00	REAR	840799	36.95	G
XT 600	85-89	REAR	840801	46.95	G
XT 600	90-95	REAR	840803	46.95	G
YZ 100	76	FRONT	840767	27.95	G
YZ 100	76	REAR	841249	36.95	G
YZ 250FX	15	FRONT	840746	24.95	G
YZ 360	74	FRONT	840767	27.95	G
YZ 360	74	REAR	841245	36.95	G
YZ 490	84	FRONT	840823	27.95	G
YZ 490	85	FRONT	840807	27.95	G
YZ 490	83-90	REAR	841254	46.95	G

## BEARING CONNECTION'S WHEEL BEARING KITS

MAKE	YEAR	LOCATION	PART#		
<b>HONDA</b>					
CR 125R	84-94	FRONT	832074	13.95	L
CR 125R	90-99	REAR	832079	17.95	L
CR 125R	95-07	FRONT	832085	20.45	L
CR 125R	00-07	REAR	832094	21.95	L
CR 80R	86-02	FRONT	832107	9.95	L
CR 80R	96-02	REAR	832109	10.95	L
CRF 250X	04-13	FRONT	832119	23.95	L
XR 400R	96-04	FRONT	832122	12.95	L
XR 650R	00-07	REAR	832125	14.95	L
CR 60R	83-84	FRONT	832127	12.45	L
CR 60R	83-84	REAR	832128	8.95	L
CRF 230L	08-09	REAR	832129	15.45	L
XR 200R	81-02	REAR	832130	13.45	L
<b>HUSABERG</b>					
FC 450	04-05	FRONT	832131	21.95	L
FC 450	04-05	REAR	832132	18.45	L
<b>KAWASAKI</b>					
KDX 200	89-06	FRONT	832139	8.45	L
KDX 200	89-06	REAR	832140	15.95	L
KLX 450R	08-09	FRONT	832148	20.45	L
KLX 450R	08-09	REAR	832150	21.95	L
KX 100	98-15,15	REAR	832156	10.45	L
KX 125	93-05	FRONT	832158	20.45	L
KX 125	97-02	REAR	832159	16.95	L
KD 80	88-90	FRONT	832164	9.45	L
KLX 140	08-15	FRONT	832166	12.45	L



MAKE	YEAR	LOCATION	PART#		
<b>KTM</b>					
125 EXC	98-99	FRONT	832167	13.45	L
125 EXC	00-02	FRONT	832171	21.95	L
125 SX	98-99	FRONT	832173	12.95	L
50 SX	12-15	FRONT	832175	7.45	L
<b>SUZUKI</b>					
RM 125	95-98	REAR	832179	21.45	L
RM 125	96-00	FRONT	832181	20.45	L
RM 125	00-07	REAR	832183	23.95	L
RM 125	01-07	FRONT	832186	20.45	L
RM 80	90-01	REAR	832194	10.95	L
RMX 450Z	10	FRONT	832199	34.95	L
RMX 450Z	10	REAR	832200	21.95	L
<b>YAMAHA</b>					
TTR 125E	00-03	FRONT	832203	13.45	L
TTR 125E	00-04	REAR	832204	13.45	L
TTR 125L	00-08	FRONT	832205	11.45	L
WR 250F	01-03	REAR	832209	22.45	L
WR 250F	01-15	FRONT	832212	19.95	L
WR 250F	04-15	REAR	832216	22.95	L
YZ 250F	09-15,15	REAR	832232	21.95	L
TTR 50	06-09	FRONT	832239	11.45	L
WR 200	92	REAR	832240	17.95	L

## PIVOT WORKS TALON HUB BEARING KIT

- Rebuild your Talon hubs with Pivot Works OE quality bearings and seals
- Bearings are double sealed to prevent contamination and increase bearing life
- OE quality rubber seals are double lipped providing superior protection against contamination and wear



MODEL	YEAR	LOCATION	PART #		
<b>HONDA</b>					
CR 125R	02-07	FRONT	841149	19.95	G
CR 125R	02-07	REAR	841156	21.95	G
CR 250R	02-07	FRONT	841149	19.95	G
CR 250R	02-07	REAR	841156	21.95	G
CRF 250R	04-16	FRONT	841149	19.95	G
CRF 250R	04-16	REAR	841156	21.95	G
CRF 450R	02-16	FRONT	841149	19.95	G
CRF 450R	02-16	REAR	841156	21.95	G
XR 650R	00-07	REAR	841156	21.95	G
<b>KAWASAKI</b>					
KLX 400	03-04	FRONT	841149	19.95	G
KLX 400	03-04	REAR	841156	21.95	G
KX 125	00-05	FRONT	841149	19.95	G
KX 125	00-05	REAR	841156	21.95	G
KX 250	00-07	FRONT	841149	19.95	G
KX 250	00-07	REAR	841156	21.95	G
KX 250F	04-16	FRONT	841149	19.95	G
KX 250F	04-16	REAR	841156	21.95	G
KX 450F	06-16	FRONT	841149	19.95	G
KX 450F	06-16	REAR	841156	21.95	G
KX 500	00-04	FRONT	841149	19.95	G
KX 500	03-04	REAR	841156	21.95	G
<b>KTM</b>					
105 SX	07-11	FRONT	841149	19.95	G
105 SX	07-11	REAR	841156	21.95	G
85 SX	05-15	FRONT	841149	19.95	G
85 SX	05-15	REAR	841156	21.95	G

MODEL	YEAR	LOCATION	PART #		
<b>SUZUKI</b>					
DRZ 400SM	05-08	FRONT	841149	19.95	G
DRZ 400SM	05-09	REAR	841156	21.95	G
RM 125	01-07	FRONT	841149	19.95	G
RM 125	01-07	REAR	841156	21.95	G
RM 250	01-08	FRONT	841149	19.95	G
RM 250	01-08	REAR	841156	21.95	G
RMZ 250	04-10	FRONT	841149	19.95	G
RMZ 250	04-10	REAR	841156	21.95	G
RMZ 450	05-10	FRONT	841149	19.95	G
RMZ 450	05-11	REAR	841156	21.95	G
<b>YAMAHA</b>					
WR 250F	02-13	FRONT	841149	19.95	G
WR 250F	02-13	REAR	841156	21.95	G
WR 426F	02	FRONT	841149	19.95	G
WR 426F	02	REAR	841156	21.95	G
WR 450F	03-15	FRONT	841149	19.95	G
WR 450F	03-15	REAR	841156	21.95	G
YZ 125	02-16	FRONT	841149	19.95	G
YZ 125	02-16	REAR	841156	21.95	G
YZ 250	02-16	FRONT	841149	19.95	G
YZ 250	02-16	REAR	841156	21.95	G
YZ 250F	02-16	FRONT	841149	19.95	G
YZ 250F	02-16	REAR	841156	21.95	G
YZ 426F	02	REAR	841156	21.95	G
YZ 426F	00-02	FRONT	841149	19.95	G
YZ 450F	03-16	FRONT	841149	19.95	G
YZ 450F	03-16	REAR	841156	21.95	G
YZ 250FX	15	FRONT	841149	19.95	G

- accessories
- body
- handlebar & grips
- cables & levers
- exhaust
- engine
- fuel & intake
- electrical & ignition
- clutch
- drive
- bearings**
- brakes
- steering & suspension
- tires
- tools & shop



## PIVOT WORKS WATERTIGHT WHEEL COLLAR KITS

- Unique upgrade from standard OEM wheel collars
- Prevent water and debris from corroding and degrading wheel bearings and axle
- Kits include collars, bearings, seals and two sets of o-rings

- accessories
- body
- handlebar & grips
- cables & levers
- exhaust
- engine
- fuel & intake
- electrical & ignition
- clutch
- drive
- bearings**
- brakes
- steering & suspension
- tires
- tools & shop

MODEL	YEAR	LOCATION	PART #	
<b>HONDA</b>				
CR 125R	95-96	FRONT	840576	49.95 G
CR 125R	95-99	REAR	840578	59.95 G
CR 125R	97-01	FRONT	840580	49.95 G
CR 125R	00-07	REAR	840583	79.95 G
CR 125R	02-03	FRONT	841152	39.95 G
CR 125R	04-07	FRONT	840584	49.95 G
CR 250R	95-96	FRONT	840576	49.95 G
CR 250R	95-99	REAR	840578	59.95 G
CR 250R	97-01	FRONT	840580	49.95 G
CR 250R	00-07	REAR	840583	79.95 G
CR 250R	02-03	FRONT	841152	39.95 G
CR 250R	04-07	FRONT	840584	49.95 G
CR 500R	95	FRONT	840576	49.95 G
CR 500R	95-01	REAR	840590	59.95 G
CR 500R	96-01	FRONT	840580	49.95 G
CRF 150F	03-16	FRONT	840600	49.95 G
CRF 150F	03-16	REAR	840601	59.95 G
CRF 150R	07-16	FRONT	840604	49.95 G
CRF 150RB	07-16	FRONT	840604	49.95 G
CRF 230F	03-16	FRONT	840600	49.95 G
CRF 230F	03-16	REAR	840601	59.95 G
CRF 250R	04-08	FRONT	840584	49.95 G
CRF 250R	04-16	REAR	840583	79.95 G
CRF 250R	10-11	FRONT	841153	49.95 G
CRF 250X	04-13	FRONT	840610	39.95 G
CRF 250X	04-15	REAR	840583	79.95 G
CRF 450R	02-03	FRONT	841152	39.95 G
CRF 450R	02-16	REAR	840583	79.95 G
CRF 450R	04-08	FRONT	840584	49.95 G
CRF 450R	09-16	FRONT	841153	49.95 G
CRF 450X	05-15	FRONT	840610	39.95 G
CRF 450X	05-15	REAR	840583	79.95 G
XR 650L	01-15	FRONT	840623	49.95 G
XR 650L	01-15	REAR	840624	59.95 G
XR 650R	00-07	FRONT	840623	49.95 G
XR 650R	00-07	REAR	840626	59.95 G
<b>HUSABERG</b>				
FE 250	13	FRONT	840690	49.95 G
FE 250	13	REAR	840691	59.95 G
FE 350	13	FRONT	840690	49.95 G

MODEL	YEAR	LOCATION	PART #	
<b>HUSABERG CONTINUED</b>				
FE 350	13	REAR	840691	59.95 G
FE 390E	10	FRONT	840690	49.95 G
FE 390E	10	REAR	840691	59.95 G
FE 450E	07-10	FRONT	840690	49.95 G
FE 450E	07-10	REAR	840691	59.95 G
FE 501	13	FRONT	840690	49.95 G
FE 501	13	REAR	840691	59.95 G
FE 550E	08	FRONT	840690	49.95 G
FE 550E	08	REAR	840691	59.95 G
FE 570E	09-10	FRONT	840690	49.95 G
FE 570E	09-10	REAR	840691	59.95 G
FS 550C	07	FRONT	840690	49.95 G
FS 550C	07	REAR	840691	59.95 G
FX 450C	10	FRONT	840690	49.95 G
FX 450C	10	REAR	840691	59.95 G
TE 250	12-13	FRONT	840690	49.95 G
TE 250	12-13	REAR	840691	59.95 G
TE 300	12-13	FRONT	840690	49.95 G
TE 300	12-13	REAR	840691	59.95 G
<b>HUSQVARNA</b>				
FC 250	14-15	FRONT	840688	49.95 G
FC 250	14-15	REAR	840691	59.95 G
FC 350	14-15	FRONT	840688	49.95 G
FC 350	14-15	REAR	840691	59.95 G
FC 450	14	FRONT	840688	49.95 G
FC 450	14	REAR	840691	59.95 G
FE 250	14-15	FRONT	840688	49.95 G
FE 250	14-15	REAR	840691	59.95 G
FE 350	14-15	FRONT	840688	49.95 G
FE 350	14-15	REAR	840691	59.95 G
FE 350S	15	FRONT	840688	49.95 G
FE 350S	15	REAR	840691	59.95 G
FE 501	14-15	FRONT	840688	49.95 G
FE 501	14-15	REAR	840691	59.95 G
FE 501S	15	FRONT	840688	49.95 G
FE 501S	15	REAR	840691	59.95 G
TC 125	14	FRONT	840688	49.95 G
TC 125	14-15	REAR	840691	59.95 G
TC 250	14	FRONT	840688	49.95 G
TC 250	14-15	REAR	840691	59.95 G

## WATERTIGHT WHEEL COLLAR KITS CONTINUED

MODEL	YEAR	LOCATION	PART #	
<b>HUSQVARNA CONTINUED</b>				
TC 85	14-15	REAR	840691	59.95 G
TE 125	15	FRONT	840690	49.95 G
TE 125	15	REAR	840691	59.95 G
TE 250	14-15	FRONT	840690	49.95 G
TE 250	14-15	REAR	840691	59.95 G
TE 300	14-15	FRONT	840690	49.95 G
TE 300	14-15	REAR	840691	59.95 G
<b>KAWASAKI</b>				
KLX 300R	97-07	REAR	840648	59.95 G
KLX 450R	08-09	FRONT	840649	39.95 G
KLX 450R	08-09	REAR	840656	59.95 G
KX 125	93-96	REAR	840663	59.95 G
KX 125	93-98	FRONT	840664	49.95 G
KX 125	97-02	REAR	840667	59.95 G
KX 125	99-03	FRONT	840668	49.95 G
KX 125	03-05	REAR	840669	59.95 G
KX 125	04-05	FRONT	840670	49.95 G
KX 250	93-96	REAR	840663	59.95 G
KX 250	93-98	FRONT	840664	49.95 G
KX 250	97-02	REAR	840667	59.95 G
KX 250	99-03	FRONT	840668	49.95 G
KX 250	03-07	REAR	840669	59.95 G
KX 250	04-05	FRONT	840670	49.95 G
KX 250	06-07	FRONT	840672	49.95 G
KX 250F	04-05	FRONT	840670	49.95 G
KX 250F	04-16	REAR	840669	59.95 G
KX 250F	06-16	FRONT	840672	49.95 G
KX 450F	06-10	FRONT	840672	49.95 G
KX 450F	06-16	REAR	840669	59.95 G
KX 450F	11-16	FRONT	840673	49.95 G
KX 500	93-96	REAR	840663	59.95 G
KX 500	94-04	FRONT	840664	49.95 G
KX 500	97-04	REAR	840667	59.95 G
<b>KTM</b>				
125 EXC	98-06	REAR	840679	59.95 G
125 EXC	00-02	FRONT	840681	49.95 G
125 EXC	03-05	FRONT	840683	49.95 G
125 MXC	00-02	FRONT	840681	49.95 G
125 MXC	03-05	FRONT	840683	49.95 G
125 SX	15	FRONT	841568	49.95 G
125 SX	98-06	REAR	840679	59.95 G
125 SX	00-02	FRONT	840686	49.95 G
125 SX	03-07	FRONT	840683	49.95 G
125 SX	07-08	REAR	840687	59.95 G
125 SX	08-14	FRONT	840688	49.95 G
125 SX	13-15	REAR	841482	59.95 G
200 EXC	98-05	REAR	840679	59.95 G
200 EXC	00-02	FRONT	840681	49.95 G
200 EXC	03-05	FRONT	840683	49.95 G
200 MXC	98-02	REAR	840679	59.95 G
200 MXC	00-02	FRONT	840681	49.95 G
200 MXC	03-05	FRONT	840683	49.95 G
200 SX	00-02	FRONT	840686	49.95 G

MODEL	YEAR	LOCATION	PART #	
<b>KTM CONTINUED</b>				
200 SX	03-06	FRONT	840683	49.95 G
200 XC	06-07	FRONT	840683	49.95 G
200 XC	06-07	REAR	840679	59.95 G
200 XC	08-09	FRONT	840690	49.95 G
200 XC	08-09	REAR	840691	59.95 G
200 XC-W	06-07	FRONT	840683	49.95 G
200 XC-W	06-07	REAR	840679	59.95 G
200 XC-W	08-15	FRONT	840690	49.95 G
200 XC-W	08-15	REAR	840691	59.95 G
250 EXC	08	FRONT	840690	49.95 G
250 EXC	98-05	REAR	840679	59.95 G
250 EXC	00-02	FRONT	840681	49.95 G
250 EXC	03-05	FRONT	840683	49.95 G
250 MXC	98-02	REAR	840679	59.95 G
250 MXC	00-02	FRONT	840681	49.95 G
250 MXC	03-05	FRONT	840683	49.95 G
250 SX	15	FRONT	841568	49.95 G
250 SX	98-06	REAR	840679	59.95 G
250 SX	00-02	FRONT	840686	49.95 G
250 SX	03-07	FRONT	840683	49.95 G
250 SX	07-12	REAR	840687	59.95 G
250 SX	08-14	FRONT	840688	49.95 G
250 SX	13-15	REAR	841482	59.95 G
250 SX-F	06	FRONT	840683	49.95 G
250 SX-F	06	REAR	840679	59.95 G
250 SX-F	15	FRONT	841568	49.95 G
250 SX-F	07-12	REAR	840687	59.95 G
250 SX-F	08-14	FRONT	840688	49.95 G
250 SX-F	13-15	REAR	841482	59.95 G
250 XC	06-07	REAR	840679	59.95 G
250 XC	08-12	REAR	840691	59.95 G
250 XC	08-14	FRONT	840690	49.95 G
250 XC	13-14	REAR	841482	59.95 G
250 XC-F	07	FRONT	840683	49.95 G
250 XC-F	15	FRONT	841568	49.95 G
250 XC-F	06-07	REAR	840679	59.95 G
250 XC-F	08-09,12	REAR	840691	59.95 G
250 XC-F	08-09,12-14	FRONT	840690	49.95 G
250 XC-F	13-15	REAR	841482	59.95 G
250 XCF-W	07	FRONT	840683	49.95 G
250 XCF-W	06-07	REAR	840679	59.95 G
250 XCF-W	08-15	FRONT	840690	49.95 G
250 XCF-W	08-15	REAR	840691	59.95 G
250 XC-W	06-07	FRONT	840683	49.95 G
250 XC-W	06-07	REAR	840679	59.95 G
250 XC-W	08-15	FRONT	840690	49.95 G
250 XC-W	08-15	REAR	840691	59.95 G
300 EXC	98-05	REAR	840679	59.95 G
300 EXC	00-02	FRONT	840681	49.95 G
300 EXC	03-05	FRONT	840683	49.95 G
300 MXC	98-05	REAR	840679	59.95 G
300 MXC	00-02	FRONT	840681	49.95 G
300 MXC	03-05	FRONT	840683	49.95 G
300 SX	00-02	FRONT	840686	49.95 G

- accessories
- body
- handlebar & grips
- cables & levers
- exhaust
- engine
- fuel & intake
- electrical & ignition
- clutch
- drive
- bearings**
- brakes
- steering & suspension
- tires
- tools & shop

## WATERTIGHT WHEEL COLLAR KITS CONTINUED

- accessories
- body
- handlebar & grips
- cables & levers
- exhaust
- engine
- fuel & intake
- electrical & ignition
- clutch
- drive
- bearings**
- brakes
- steering & suspension
- tires
- tools & shop

MODEL	YEAR	LOCATION	PART #	
<b>KTM CONTINUED</b>				
300 XC	06-07	FRONT	840683	49.95 G
300 XC	06-07	REAR	840679	59.95 G
300 XC	08-12	REAR	840691	59.95 G
300 XC	08-14	FRONT	840690	49.95 G
300 XC	13-14	REAR	841482	59.95 G
300 XC-W	06-07	FRONT	840683	49.95 G
300 XC-W	06-07	REAR	840679	59.95 G
300 XC-W	08-15	FRONT	840690	49.95 G
300 XC-W	08-15	REAR	840691	59.95 G
380 EXC	98-02	REAR	840679	59.95 G
380 EXC	00-02	FRONT	840681	49.95 G
380 MXC	98-02	REAR	840679	59.95 G
380 MXC	00-02	FRONT	840681	49.95 G
380 SX	00-02	FRONT	840686	49.95 G
400 EXC	06	FRONT	840683	49.95 G
400 EXC	00-02	FRONT	840681	49.95 G
400 EXC	00-06	REAR	840679	59.95 G
400 MXC	01-02	FRONT	840681	49.95 G
400 MXC	01-02	REAR	840679	59.95 G
400 SX	00-02	FRONT	840686	49.95 G
400 SX	00-02	REAR	840679	59.95 G
400 XC-W	07	FRONT	840683	49.95 G
400 XC-W	07	REAR	840679	59.95 G
400 XC-W	09-10	REAR	840691	59.95 G
450 EXC	06	FRONT	840683	49.95 G
450 EXC	06-07	REAR	840679	59.95 G
450 EXC	08-13	FRONT	840690	49.95 G
450 EXC	08-13	REAR	840691	59.95 G
450 EXC-R	06	FRONT	840683	49.95 G
450 EXC-R	06-07	REAR	840679	59.95 G
450 EXC-R	08-09	FRONT	840690	49.95 G
450 EXC-R	08-09	REAR	840691	59.95 G
450 MXC	03-05	REAR	840679	59.95 G
450 MXC	03-07	FRONT	840683	49.95 G
450 SX-F	15	FRONT	841568	49.95 G
450 SX-F	03-07	FRONT	840683	49.95 G
450 SX-F	05-06	REAR	840679	59.95 G
450 SX-F	07-12	REAR	840687	59.95 G
450 SX-F	08-10	FRONT	840688	49.95 G
450 SX-F	11-14	FRONT	840690	49.95 G
450 SX-F	13-15	REAR	841482	59.95 G
450 XC-F	07	FRONT	840683	49.95 G
450 XC-F	07	REAR	840679	59.95 G
450 XC-F	15	FRONT	841568	49.95 G
450 XC-F	08-09	FRONT	840690	49.95 G
450 XC-F	08-09	REAR	840691	59.95 G
450 XC-F	13-14	FRONT	840688	49.95 G
450 XC-F	13-15	REAR	841482	59.95 G
450 XC-W	07	FRONT	840683	49.95 G
450 XC-W	07	REAR	840679	59.95 G
450 XC-W	08-15	FRONT	840690	49.95 G
450 XC-W	09-15	REAR	840691	59.95 G
505 SX-F	08	FRONT	840688	49.95 G
505 SX-F	08	REAR	840687	59.95 G
505 XC-F	08	REAR	840691	59.95 G

MODEL	YEAR	LOCATION	PART #	
<b>KTM CONTINUED</b>				
520 EXC	00-02	FRONT	840681	49.95 G
520 EXC	00-02	REAR	840679	59.95 G
520 MXC	00-02	FRONT	840681	49.95 G
520 MXC	00-02	REAR	840679	59.95 G
520 SX	00-02	FRONT	840686	49.95 G
520 SX	00-02	REAR	840679	59.95 G
525 EXC	03-06	REAR	840679	59.95 G
525 EXC	03-07	FRONT	840683	49.95 G
525 MXC	03-05	FRONT	840683	49.95 G
525 MXC	03-05	REAR	840679	59.95 G
525 SX	03-06	FRONT	840683	49.95 G
525 SX	04-06	REAR	840679	59.95 G
525 XC	07	FRONT	840683	49.95 G
530 EXC-R	08-09	FRONT	840690	49.95 G
530 EXC-R	08-09	REAR	840691	59.95 G
530 XC-W	08-11	FRONT	840690	49.95 G
530 XC-W	08-11	REAR	840691	59.95 G
150 SX	15	FRONT	841568	49.95 G
150 SX	13-15	REAR	841482	59.95 G
150 XC	10-12	REAR	840691	59.95 G
150 XC	10-14	FRONT	840690	49.95 G
150 XC	13-14	REAR	841482	59.95 G
350 EXC-F	12-15	FRONT	840690	49.95 G
350 EXC-F	12-15	REAR	840691	59.95 G
350 SX-F	15	FRONT	841568	49.95 G
350 SX-F	11-12	REAR	840691	59.95 G
350 SX-F	11-14	FRONT	840690	49.95 G
350 SX-F	13-15	REAR	841482	59.95 G
350 XC-F	12	REAR	840691	59.95 G
350 XC-F	15	FRONT	841568	49.95 G
350 XC-F	12-14	FRONT	840690	49.95 G
350 XC-F	13-15	REAR	841482	59.95 G
350 XCF-W	12-15	FRONT	840690	49.95 G
350 XCF-W	12-15	REAR	840691	59.95 G
500 EXC	12-15	FRONT	840690	49.95 G
500 EXC	12-15	REAR	840691	59.95 G
500 XC-W	12-15	FRONT	840690	49.95 G
500 XC-W	12-15	REAR	840691	59.95 G
530 EXC	09-11	FRONT	840690	49.95 G
530 EXC	09-11	REAR	840691	59.95 G

<b>SUZUKI</b>				
DRZ 250	04-07	REAR	840705	59.95 G
DRZ 400SM	05-09,14-15	FRONT	840704	39.95 G
DRZ 400SM	05-09,14-15	REAR	840708	59.95 G
RM 125	95	REAR	840726	59.95 G
RM 125	96	FRONT	840728	49.95 G
RM 125	97-00	FRONT	840730	49.95 G
RM 125	00-07	REAR	840732	59.95 G
RM 125	01-07	FRONT	840734	49.95 G
RM 250	95	REAR	840726	59.95 G
RM 250	96	FRONT	840728	49.95 G
RM 250	97-00	FRONT	840730	49.95 G



## WATERTIGHT WHEEL COLLAR KITS CONTINUED

MODEL	YEAR	LOCATION	PART #	
<b>SUZUKI CONTINUED</b>				
RM 250	00-08	REAR	840732	59.95 G
RM 250	01-08	FRONT	840734	49.95 G
RMZ 250	04-06	FRONT	840750	49.95 G
RMZ 250	04-06	REAR	840751	61.95 G
RMZ 250	07-12	REAR	840749	59.95 G
RMZ 250	07-15	FRONT	840753	49.95 G
RMZ 250	13-15	REAR	841481	59.95 G
RMZ 450	05-12	REAR	840749	59.95 G
RMZ 450	05-15	FRONT	840753	49.95 G
RMZ 450	13-15	REAR	841481	59.95 G
DRZ 400	00-15	FRONT	840704	39.95 G
DRZ 400	00-15	REAR	840708	59.95 G
DRZ 400S	00-01	REAR	840708	59.95 G
RMX 450Z	10	REAR	840749	59.95 G
<b>YAMAHA</b>				
WR 250F	03-04	FRONT	840788	39.95 G
WR 250F	03-04	REAR	840789	59.95 G
WR 250F	05-13,15	FRONT	840791	39.95 G
WR 250F	05-13,15	REAR	840792	59.95 G
WR 426F	01-02	FRONT	840796	39.95 G
WR 426F	01-02	REAR	840797	60.95 G
WR 450F	03-04	FRONT	840788	39.95 G
WR 450F	03-04	REAR	840789	59.95 G
WR 450F	05-15	FRONT	840791	39.95 G
WR 450F	05-15	REAR	840792	59.95 G
YZ 125	98	FRONT	840813	51.95 G
YZ 125	02	REAR	840816	62.95 G
YZ 125	96-97	FRONT	840811	49.95 G
YZ 125	96-98	REAR	840812	59.95 G
YZ 125	99-01	FRONT	840814	49.95 G
YZ 125	99-01	REAR	840815	59.95 G
YZ 125	02-07	FRONT	840817	49.95 G
YZ 125	03-05	REAR	840818	59.95 G
YZ 125	06-16	REAR	840819	59.95 G
YZ 125	08-16	FRONT	840820	49.95 G

MODEL	YEAR	LOCATION	PART #	
<b>YAMAHA CONTINUED</b>				
YZ 250	98	FRONT	840813	51.95 G
YZ 250	02	REAR	840816	62.95 G
YZ 250	96-97	FRONT	840811	49.95 G
YZ 250	96-98	REAR	840812	59.95 G
YZ 250	99-01	FRONT	840814	49.95 G
YZ 250	99-01	REAR	840815	59.95 G
YZ 250	02-07	FRONT	840817	49.95 G
YZ 250	03-05	REAR	840818	59.95 G
YZ 250	06-16	REAR	840819	59.95 G
YZ 250	08-16	FRONT	840820	49.95 G
YZ 250F	01-02	FRONT	840814	49.95 G
YZ 250F	01-02	REAR	840815	59.95 G
YZ 250F	03-05	REAR	840818	59.95 G
YZ 250F	03-06	FRONT	840817	49.95 G
YZ 250F	06-08	REAR	840819	59.95 G
YZ 250F	07-13	FRONT	840820	49.95 G
YZ 250F	09-16	REAR	840822	59.95 G
YZ 250F	14-16	FRONT	841452	49.95 G
YZ 400F	98-99	FRONT	840814	49.95 G
YZ 426F	02	FRONT	840817	49.95 G
YZ 426F	02	REAR	840816	62.95 G
YZ 426F	00-01	FRONT	840814	49.95 G
YZ 426F	00-01	REAR	840815	59.95 G
YZ 450F	03-05	REAR	840818	59.95 G
YZ 450F	03-07	FRONT	840817	49.95 G
YZ 450F	06-08	REAR	840819	59.95 G
YZ 450F	08-13	FRONT	840820	49.95 G
YZ 450F	09-16	REAR	840822	59.95 G
YZ 450F	14-16	FRONT	841452	49.95 G
WR 250R	08-16	FRONT	840794	49.95 G
WR 250R	08-16	REAR	841255	49.95 G
WR 250X	08-11	FRONT	840794	49.95 G
WR 250X	08-11	REAR	841255	49.95 G
YZ 250FX	15	FRONT	841452	49.95 G
YZ 250FX	15	REAR	840792	59.95 G

- accessories
- body
- handlebar & grips
- cables & levers
- exhaust
- engine
- fuel & intake
- electrical & ignition
- clutch
- drive
- bearings**
- brakes
- steering & suspension
- tires
- tools & shop



## PIVOT WORKS HUB UPGRADE KIT

- Kit includes bearings and seals to repair Pivot Works KTM rear wheel upgrade kit
- Fits both KTM and Husaberg models

MODEL	YEAR	PART #	
<b>HUSABERG</b>			
FC 450	04-05	841154	19.95 G
FE 250	13	841154	19.95 G
FE 350	13	841154	19.95 G
FE 390E	10	841154	19.95 G
FE 450E	04-10	841154	19.95 G
FE 501	13	841154	19.95 G
FE 550E	07-08	841154	19.95 G
FE 570E	09-10	841154	19.95 G
FE 650E	04-08	841154	19.95 G
FS 450C	04-06	841154	19.95 G
FS 550C	07	841154	19.95 G
FS 650C	05-06	841154	19.95 G
FX 450C	10	841154	19.95 G
TE 250	12-13	841154	19.95 G
TE 300	12-13	841154	19.95 G
<b>KTM</b>			
125 EXC	93-09	841154	19.95 G
125 SX	93-12	841154	19.95 G
200 EXC	98-05	841154	19.95 G
200 MXC	98-03	841154	19.95 G
200 SX	00-04	841154	19.95 G
200 XC	06-09	841154	19.95 G
200 XC-W	06-15	841154	19.95 G
250 EXC	94-05	841154	19.95 G
250 MXC	98-01	841154	19.95 G
250 SX	94-12	841154	19.95 G
250 SX-F	05-12	841154	19.95 G
250 XC	06-12	841154	19.95 G
250 XC-F	07-09,12	841154	19.95 G
250 XCF-W	07-15	841154	19.95 G
250 XC-W	06-15	841154	19.95 G
300 EXC	94-05	841154	19.95 G
300 MXC	94-05	841154	19.95 G
300 SX	94-96	841154	19.95 G
300 XC	06-12	841154	19.95 G

MODEL	YEAR	PART #	
<b>KTM CONTINUED</b>			
300 XC-W	06-15	841154	19.95 G
380 EXC	98-02	841154	19.95 G
380 MXC	98-02	841154	19.95 G
380 SX	98-02	841154	19.95 G
400 EXC	00-02, 04-06	841154	19.95 G
400 MXC	01-02	841154	19.95 G
400 SX	98-02	841154	19.95 G
400 XC-W	07-10	841154	19.95 G
450 EXC	03-13	841154	19.95 G
450 EXC-R	08	841154	19.95 G
450 SX-F	07-12	841154	19.95 G
450 XC-F	06-09	841154	19.95 G
450 XC-W	07-15	841154	19.95 G
505 SX-F	08	841154	19.95 G
505 XC-F	08-09	841154	19.95 G
520 EXC	00-02	841154	19.95 G
520 MXC	01-02	841154	19.95 G
520 SX	00-02	841154	19.95 G
525 EXC	03-07	841154	19.95 G
525 MXC	03-05	841154	19.95 G
525 SX	03-06	841154	19.95 G
525 XC	06-07	841154	19.95 G
530 EXC-R	08-10	841154	19.95 G
530 XC-W	09-11	841154	19.95 G
144 SX	07-08	841154	19.95 G
150 SX	09-12	841154	19.95 G
150 XC	10-13	841154	19.95 G
350 EXC-F	12-15	841154	19.95 G
350 SX-F	11-12	841154	19.95 G
350 XC-F	12	841154	19.95 G
350 XCF-W	12-15	841154	19.95 G
450 SX	03-06	841154	19.95 G
450 XC	04-07	841154	19.95 G
500 EXC	12-15	841154	19.95 G
500 XC-W	12-15	841154	19.95 G
530 EXC	10-11	841154	19.95 G



## PIVOT WORKS REAR WHEEL UPGRADE KIT

- Incorporates Pivot Works patent pending watertight wheel collars
- Collars and bearing spacers are military spec hard anodized
- Kit includes bearings, seals, watertight wheel collars, bearing spacer and two sets of O-rings
- Replacement bearings and seals available



MODEL	YEAR	PART #	
<b>HUSABERG</b>			
FC 450	04-05	841155	69.95 G
FE 250	13	841155	69.95 G
FE 350	13	841155	69.95 G
FE 390E	10	841155	69.95 G
FE 450E	04-10	841155	69.95 G
FE 501	13	841155	69.95 G
FE 550E	07-08	841155	69.95 G
FE 570E	09-10	841155	69.95 G
FE 650E	04-08	841155	69.95 G
FS 450C	04-06	841155	69.95 G
FS 550C	07	841155	69.95 G
FS 650C	05-06	841155	69.95 G
FX 450C	10	841155	69.95 G
TE 250	12-13	841155	69.95 G
TE 300	12-13	841155	69.95 G

<b>KTM</b>			
125 EXC	93-09	841155	69.95 G
125 SX	93-12	841155	69.95 G
200 EXC	98-05	841155	69.95 G
200 MXC	98-03	841155	69.95 G
200 SX	00-04	841155	69.95 G
200 XC	06-09	841155	69.95 G
200 XC-W	06-15	841155	69.95 G
250 EXC	94-05	841155	69.95 G
250 MXC	98-01	841155	69.95 G
250 SX	94-12	841155	69.95 G
250 SX-F	05-12	841155	69.95 G
250 XC	06-12	841155	69.95 G
250 XC-F	07-09,12	841155	69.95 G
250 XCF-W	07-15	841155	69.95 G
250 XC-W	06-15	841155	69.95 G
300 EXC	94-05	841155	69.95 G
300 MXC	94-05	841155	69.95 G
300 SX	94-96	841155	69.95 G
300 XC	06-12	841155	69.95 G

MODEL	YEAR	PART #	
<b>KTM CONTINUED</b>			
300 XC-W	06-15	841155	69.95 G
380 EXC	98-02	841155	69.95 G
380 MXC	98-02	841155	69.95 G
380 SX	98-02	841155	69.95 G
400 EXC	00-02,04-06	841155	69.95 G
400 MXC	01-02	841155	69.95 G
400 SX	98-02	841155	69.95 G
400 XC-W	07-10	841155	69.95 G
450 EXC	03-13	841155	69.95 G
450 EXC-R	08	841155	69.95 G
450 SX-F	07-12	841155	69.95 G
450 XC-F	06-09	841155	69.95 G
450 XC-W	07-15	841155	69.95 G
505 SX-F	08	841155	69.95 G
505 XC-F	08-09	841155	69.95 G
520 EXC	00-02	841155	69.95 G
520 MXC	01-02	841155	69.95 G
520 SX	00-02	841155	69.95 G
525 EXC	03-07	841155	69.95 G
525 MXC	03-05	841155	69.95 G
525 SX	03-06	841155	69.95 G
525 XC	06-07	841155	69.95 G
530 EXC-R	08-10	841155	69.95 G
530 XC-W	09-11	841155	69.95 G
144 SX	07-08	841155	69.95 G
150 SX	09-12	841155	69.95 G
150 XC	10-13	841155	69.95 G
350 EXC-F	12-15	841155	69.95 G
350 SX-F	11-12	841155	69.95 G
350 XC-F	12	841155	69.95 G
350 XCF-W	12-15	841155	69.95 G
450 SX	03-06	841155	69.95 G
450 XC	04-07	841155	69.95 G
500 EXC	12-15	841155	69.95 G
500 XC-W	12-15	841155	69.95 G
530 EXC	10-11	841155	69.95 G

- accessories
- body
- handlebar & grips
- cables & levers
- exhaust
- engine
- fuel & intake
- electrical & ignition
- clutch
- drive
- bearings**
- brakes
- steering & suspension
- tires
- tools & shop

## SEALS SIZE CHART

### AXLE, CRANK, DRIVE AND WHEEL SEAL SPECIFICATION CHART FOR PROPER FIT REFER TO OUR APPLICATION GUIDE

SIZE	DESCRIPTION	PART #	SIZE	DESCRIPTION	PART #
1.125x2x.25	DOUBLE LIP SEAL - 200X112X25	AB312002 2.75 L	22x40x8	DOUBLE LIP SEAL	AB304003 3.65 L
1.25x2.125x.25	DOUBLE LIP SEAL	AB312102 3.90 L	22x42x7	DOUBLE LIP SEAL	AB304203 3.95 L
1.375x2x.25	DOUBLE LIP SEAL - 200X137X25	AB312001 2.75 L	22x48x11	DOUBLE LIP SEAL, SPC 22-48-11	AB304801 4.70 L
1.578x2.125x.25	DOUBLE LIP SEAL	AB312101 4.75 L	22x50x5	DOUBLE LIP SEAL 22-50-5	AB305002 4.70 L
1.859x2.5x.25	DOUBLE LIP SEAL - 250X185X25	AB312501 2.30 L	23x35x7	DOUBLE LIP SEAL 23-35-7	AB303510 2.10 L
1.875x.104	O RING	AB321801 0.55 L	23x37x7	DOUBLE LIP SEAL 23-37-7	AB303708 2.85 L
110x130x13	BRAKE DRUM SEAL	AB3013001 37.74 L	23x40x6	DOUBLE LIP SEAL	AB304004 3.65 L
130x158x14.5	BRAKE DRUM SEAL	AB3015801 49.20 L	23x42x7	DOUBLE LIP SEAL	AB304204 3.65 L
143x159x21	BRAKE DRUM SEAL	AB3015901 20.53 L	23x70x10	DOUBLE LIP SEAL 23-70-10	AB307008 4.85 L
15x27x7	DOUBLE LIP SEAL 15-27-6	AB302701 2.85 L	24x37x7	DOUBLE LIP SEAL 24-37-7	AB303709 2.10 L
15x31x9.5	DOUBLE LIP SEAL 15-31-9.5	AB303101 3.25 L	24x38x8	DOUBLE LIP SEAL W/ EXCLUDER LIP	AB303806 5.35 L
166x194x15.5	BRAKE DRUM SEAL	AB3019401 37.11 L	24x40x7	DOUBLE LIP SEAL	AB304005 4.70 L
170x203x21	BRAKE DRUM SEAL	AB3020301 20.30 L	25x35x7	DOUBLE LIP SEAL 25-35-7	AB303512 2.85 L
178x192x12	BRAKE DRUM SEAL	AB3019201 23.27 L	25x37x5	DOUBLE LIP SEAL 25-37-5	AB303710 2.85 L
17x30x5	DOUBLE LIP SEAL 17-AB305	AB303001 2.85 L	25x38x6	DOUBLE LIP SEAL	AB303803 2.85 L
17x30x8.5	DOUBLE LIP SEAL 17-AB308	AB303002 2.85 L	25x40x7	DOUBLE LIP SEAL	AB304008 3.65 L
17x31x7	DOUBLE LIP SEAL 17-31-7	AB303102 2.85 L	25x42x5.5	DOUBLE LIP SEAL	AB304205 4.70 L
17x32x7	DOUBLE LIP SEAL 17-32-7	AB303201 6.95 L	25x42x7	DOUBLE LIP SEAL	AB304207 3.65 L
17x34x4	DOUBLE LIP SEAL 17-34-4DN	AB303401 3.25 L	25x44x8	DOUBLE LIP SEAL	AB304401 4.70 L
181x220x21.5	BRAKE DRUM SEAL	AB3022001 16.89 L	25x47x6	DOUBLE LIP SEAL 25-47-6	AB304701 4.70 L
182x204x12.5	BRAKE DRUM SEAL	AB3020401 27.10 L	25x52x8	DOUBLE LIP SEAL 2 SPR	AB305216 2.80 L
18x28x8	DOUBLE LIP SEAL 18-28-8	AB302801 2.85 L	26x35x7	DOUBLE LIP SEAL 26-35-7	AB303513 2.85 L
18x32x8	DOUBLE LIP SEAL 18-32-8	AB303202 2.85 L	26x37x7	DOUBLE LIP SEAL	AB303711 2.85 L
18x37x7	DOUBLE LIP SEAL 18-37-7	AB303701 2.85 L	26x38x7	DOUBLE LIP SEAL	AB303804 2.85 L
18x37x8	DOUBLE LIP SEAL 18-37-8	AB303702 2.95 L	26x40x7	DOUBLE LIP SEAL	AB304010 4.95 L
18x38x7	DOUBLE LIP SEAL	AB303801 2.85 L	26x42x7	DOUBLE LIP SEAL	AB304208 3.65 L
190x225x22	BRAKE DRUM SEAL	AB3022501 46.54 L	26x47x6	DOUBLE LIP SEAL	AB304703 4.15 L
19x30x7	DOUBLE LIP SEAL 19-AB307	AB303004 3.25 L	27x37x6	DOUBLE LIP SEAL	AB303713 3.25 L
19x37x7	DOUBLE LIP SEAL	AB303715 3.25 L	28x37x7	DOUBLE LIP SEAL, TYPE TC	AB303714 3.25 L
2.328x2.878x.312	DOUBLE LIP SEAL - 287X232X31	AB312801 3.50 L	28x38x7	DOUBLE LIP SEAL	AB303805 2.10 L
2.593x3.25x.5	DOUBLE LIP SEAL - 325X259X50	AB313201 6.65 L	28x42x6	DOUBLE LIP SEAL	AB304210 3.65 L
20x32x5	DOUBLE LIP SEAL 20-32-5	AB303204 2.85 L	28x42x8	DOUBLE LIP SEAL	AB304212 3.65 L
20x35x6	DOUBLE LIP SEAL 20-35-6	AB303502 2.10 L	28x44x8	DOUBLE LIP SEAL	AB304402 3.65 L
20x37x8	DOUBLE LIP SEAL 20-37-8	AB303703 2.85 L	28x47x7	DOUBLE LIP SEAL 28-47-7	AB304705 3.65 L
20x50x5	DOUBLE LIP SEAL 20-50-5	AB305001 4.70 L	28x48x6	DOUBLE LIP SEAL 28-48-6	AB304802 4.35 L
21x32x5	DOUBLE LIP SEAL 21-32-5	AB303205 2.10 L	28x52x6	DOUBLE LIP SEAL 28-52-6	AB305202 3.65 L
21x32x7	DOUBLE LIP SEAL 21-32-7	AB303206 3.30 L	29x42x6	DOUBLE LIP SEAL	AB304213 4.70 L
21x35x7	DOUBLE LIP SEAL 21-35-7	AB303506 2.10 L	29x47x7	DOUBLE LIP SEAL 29-47-7	AB304706 4.70 L
21x37x5.5	DOUBLE LIP SEAL 21-37-5.5	AB303705 2.10 L	30.5x52x8	DOUBLE LIP SEAL 30.5-52-8	AB305203 4.15 L
22x32x5	DOUBLE LIP SEAL 22-32-5	AB303207 2.85 L	30x37x4	DOUBLE LIP SEAL AB3037-4	AB303706 2.95 L
22x35x5	DOUBLE LIP SEAL 22-35-5	AB303507 2.10 L	30x40x8	DOUBLE LIP SEAL	AB304012 4.70 L
22x38x8	DOUBLE LIP SEAL	AB303802 2.85 L	30x42x7	DOUBLE LIP SEAL	AB304214 3.65 L
22x40x4	DOUBLE LIP SEAL	AB304001 4.70 L	30x42x8	DOUBLE LIP SEAL	AB304214 3.65 L
22x40x6	DOUBLE LIP SEAL	AB304002 3.65 L	30x44x5	DOUBLE LIP SEAL	AB304403 4.70 L
			30x45x10	DOUBLE LIP SEAL	AB304501 4.70 L

Normally, you may find the dimensions of the seal stamped on the seal itself.

## SEALS SIZE CHART CONTINUED

SIZE	DESCRIPTION	PART #
30x48x7	DOUBLE LIP SEAL AB3048-7	AB304803 2.50 L
30x50x7	DOUBLE LIP SEAL AB3050-7	AB305003 4.70 L
30x52x7	DOUBLE LIP SEAL AB3052-7	AB305204 4.70 L
30x64x15.3	DOUBLE LIP SEAL, AB3064-11/15.3	AB306401 2.75 L
30x70x15.3	DOUBLE LIP SEAL AB3070-11/15.3	AB307007 4.85 L
32x43x7	DOUBLE LIP SEAL	AB304301 4.70 L
32x47x6	DOUBLE LIP SEAL 32-47-6	AB304711 4.70 L
32x52x7	DOUBLE LIP SEAL 32-52-7	AB305207 4.70 L
32x58x10	DOUBLE LIP SEAL 32-58-10	AB305810 6.25 L
33x52x9	DOUBLE LIP SEAL W LIP	AB305214 3.65 L
33x62x7	DOUBLE LIP SEAL 33-62-7	AB306201 6.25 L
33x70x20	DOUBLE LIP SEAL 33-70-11/20	AB307009 6.30 L
34x52x6	DOUBLE LIP SEAL 34-52-6	AB305208 4.70 L
34x52x9	DOUBLE LIP SL W/LIP 34-52-9	AB305205 6.55 L
34x58x6	DOUBLE LIP SEAL 34-58-6	AB305812 4.25 L
34x65x10	DOUBLE LIP SEAL 34-65-10	AB306506 4.40 L
35x47x7	DOUBLE LIP SEAL 35-47-7	AB304714 4.70 L
35x49x6	DOUBLE LIP SEAL 35-49-6	AB304901 4.95 L
35x52x7	DOUBLE LIP SEAL 35-52-7	AB305210 3.65 L
35x54x6	DOUBLE LIP SEAL 35-54-6	AB305402 4.00 L
35x55x8	DOUBLE LIP SEAL 35-55-8	AB305509 2.50 L
35x61x9	DOUBLE LIP SEAL W/LIP 35-61-9	AB306101 3.95 L
35x65x8	DOUBLE LIP SEAL 35-65-8	AB306505 3.25 L
36.5x62x7	DOUBLE LIP SEAL 36.5-62-7	AB306217 6.25 L
36x56x7	DOUBLE LIP SEAL 36-56-7	AB305602 6.25 L
36x60x6	DOUBLE LIP SEAL 36-60-6	AB306001 4.45 L
37.5x55x6	DOUBLE LIP SEAL 37.5-55-6	AB305504 5.95 L
38x50x7	DOUBLE LIP SEAL 38-50-7	AB305005 3.65 L
38x53x7	DOUBLE LIP SEAL 38-53-7	AB305301 3.25 L
38x54x6	DOUBLE LIP SEAL 38-54-6	AB305404 5.60 L
38x55x12	DOUBLE LIP SEAL 38-55-12	AB305505 6.25 L
38x55x6	DOUBLE LIP SEAL 38-55-6	AB305506 4.45 L
38x55x8	DOUBLE LIP SEAL 38-55-8	AB305507 3.65 L
38x55x8	DOUBLE LIP SEAL W/LIP 38-55-8	AB305512 4.45 L
38x64x11	DOUBLE LIP SEAL, SPEC, 38-64-11	AB306402 6.40 L
39x70x20	DOUBLE LIP SEAL 39-70-20	AB307006 4.85 L
40x50x5	DOUBLE LIP SEAL 40-50-5	AB305006 3.65 L
40x52x6	DOUBLE LIP SEAL 40-52-6	AB305213 4.70 L
40x54x10	DOUBLE LIP SEAL 40-54-10	AB305403 5.60 L
40x55x7	DOUBLE LIP SEAL 40-55-7	AB305508 6.25 L
40x58x6.5	DOUBLE LIP SEAL 40-58-6.	AB305802 4.45 L
40x58x7	DOUBLE LIP SEAL W/LIP 40X58X7	AB305814 2.10 L
40x62x7	DOUBLE LIP SEAL 40-62-7	AB306205 4.45 L
40x65x10	DOUBLE LIP SEAL 40-65-10	AB306507 3.80 L
41x62x8	DOUBLE LIP SEAL 41-62-8	AB306206 6.25 L
41x67x20	BRAKE DRUM SEAL 41-67-20	AB306701 11.96 L
42x51x7	DOUBLE LIP SEAL 42-51-7	AB305101 3.25 L

SIZE	DESCRIPTION	PART #
42x54x7	DOUBLE LIP SEAL 42-54-7	AB305401 4.70 L
42x55x8	DOUBLE LIP SEAL 42-55-8	AB305511 6.25 L
42x58x10	DOUBLE LIP SEAL 42-58-10	AB305811 4.45 L
42x58x7	DOUBLE LIP SEAL 42-58-8	AB305805 6.25 L
42x62x7	DOUBLE LIP SEAL 42-62-7	AB306207 4.45 L
42x65x7	DOUBLE LIP SEAL 42-65-7	AB306502 6.25 L
42x65x9	DOUBLE LIP SEAL 42-65-9	AB306503 6.25 L
42x68x8	DOUBLE LIP SEAL 42-68-8	AB306801 6.25 L
42x70x8	DOUBLE LIP SEAL 42-70-8	AB307001 4.45 L
42x75x10	DOUBLE LIP SEAL 42-75-10	AB307501 6.25 L
43.5x62x6.5	DOUBLE LIP SEAL 43.5-62-6.5	AB306216 4.45 L
43x58x10	DOUBLE LIP SEAL W/LIP 43-58-10	AB305813 3.95 L
43x58x8	DOUBLE LIP SEAL 43-58-8	AB305806 6.25 L
43x62x8	DOUBLE LIP SEAL 43-62-8	AB306209 4.45 L
44x58x8	DOUBLE LIP SEAL 44-58-8	AB305808 6.25 L
44x62x10	DOUBLE LIP SEAL 44-62-10	AB306211 4.45 L
44x65x15.3	DOUBLE LIP SEAL 44-65-15	AB306504 9.95 L
45x68x15	DOUBLE LIP SEAL 45-68-15	AB306802 6.25 L
45x75x10.5	BRAKE DRUM SEAL 45-76-10.5	AB307601 11.46 L
46.5x73x8	DOUBLE LIP SEAL 46.5-73-8	AB307301 8.15 L
46x58x7	DOUBLE LIP SEAL 46-58-7	AB305809 6.25 L
46x68x8	DOUBLE LIP SEAL 46-68-8	AB306803 6.25 L
46x70x8	DOUBLE LIP SEAL 46-70-8	AB307002 4.45 L
47x70x8.5	DOUBLE LIP SEAL W/LIP 47-70-8.5	AB307003 7.10 L
48x62x7	DOUBLE LIP SEAL 48-62-7	AB306213 6.25 L
48x68x8	DOUBLE LIP SEAL 48-68-8	AB306804 4.45 L
48x88x7.5	DOUBLE LIP SEAL 48-88-7.5	AB308801 5.75 L
49x62x6	DOUBLE LIP SEAL 49-62-6	AB306218 6.25 L
49x68x7	DOUBLE LIP SEAL 49-68-7	AB306808 4.50 L
50.5x62x9	DOUBLE LIP SEAL 50.5-62-9	AB306214 6.25 L
50x68x7	DOUBLE LIP SEAL 50-68-7	AB306805 4.45 L
50x68x9	DOUBLE LIP SEAL 50-68-9	AB306806 3.95 L
50x70x10	DOUBLE LIP SEAL 50-70-10	AB307010 6.30 L
50x80x8	DOUBLE LIP SEAL 50-80-8	AB308002 7.10 L
52x62x7	DOUBLE LIP SEAL 52-62-7	AB306215 4.45 L
52x63x6	DOUBLE LIP SEAL 52-63-6	AB306301 3.65 L
55x70x6	DOUBLE LIP SEAL 55-70-6	AB307004 4.85 L
60x80x8	DOUBLE LIP SEAL 60-80-8	AB308001 6.25 L
65x85x8	DOUBLE LIP SEAL 65-85-8	AB308501 6.25 L

**R = ribs on outside of oil seal**  
**T = tips on oil seal**  
**F = flange on oil seal**  
**DC = double lip, double sprung, rubber**  
**TC = double lip, single sprung, rubber**  
**TB = double lip, single sprung, steel**

- accessories
- body
- handlebar & grips
- cables & levers
- exhaust
- engine
- fuel & intake
- electrical & ignition
- clutch
- drive
- bearings**
- brakes
- steering & suspension
- tires
- tools & shop

Normally, you may find the dimensions of the seal stamped on the seal itself.

## BEARINGS SIZE CHART

### AXLE, CRANK, DRIVE AND WHEEL BEARING SPECIFICATION CHART FOR PROPER FIT REFER TO OUR APPLICATION GUIDE

SIZE	DESCRIPTION	PART #		SIZE	DESCRIPTION	PART #	
1.06X1.98X.56	TAPER BRG POLARIS L44649/10	AB201011	8.90 L	25X52X19.5	TAPER BEARING, METRIC	AB32205	12.95 L
1.377X2.36X.625	TAPER BRG POLARIS L68149/11	AB201010	10.95 L	25X52X20.6	BALL BRG, DBL RUBBER SEALED	32052RS	42.95 L
10X26X8	BALL BRG, DBL RUBBER SEALED	60002RS	3.50 L	25X62X16	6305 SPECIAL	AB202032	29.95 L
10X30X9	BALL BRG, DBL RUBBER SEALED	62002RS	3.20 L	25X62X17	BALL BRG, DBL RUBBER SEALED	63052RS	8.25 L
10X35X11	BALL BRG, DBL RUBBER SEALED	63002RS	6.00 L	25X62X17	ENGINE BEARING, OPEN	AB6305C3	15.95 L
12X28X8	BALL BRG, DBL RUBBER SEALED	60012RS	3.35 L	25X62X17	83464C	KX092512	22.25 G
12X32X10	BALL BRG, DBL RUBBER SEALED	62012RS	3.65 L	25X62X17	6305 NR C3 SNAP RING	KX092584	15.45 G
12X37X12	BALL BRG, DBL RUBBER SEALED	63012RS	4.65 L	25X65X16	83519	KX09241	26.95 G
13X25.5X13	NEEDLE BEARING	AB231008	5.95 L	28X52X12	BALL BRG, DBL RUBBER SEALED	60282RS	10.75 L
14X24.5X15	NEEDLE BEARING	AB231010	7.90 L	28X58X16	BALL BRG, DBL RUBBER SEALED	62282RS	14.10 L
15X21X10	NEEDLE BRG, FULL COMPLIMENT	AB231004	8.00 L	28X68X18	ENGINE BEARING, OPEN, C3	AB6328C3	16.95 L
15X32X9	BALL BRG, DBL RUBBER SEALED	60022RS	4.30 L	29X52X12	BALL BEARING KCP 60/28	AB201023	11.95 L
15X42X13	BALL BRG, DBL RUBBER SEALED	63022RS	5.40 H	30X50X20	BALL BEARING DE0678CS12	AB201002	29.95 L
16X23X16	NEEDLE BEARING 16X23X16	AB231016	12.95 L	30X52X12	BALL BEARING 30-52-12	AB201024	10.95 L
16X24X12	NEEDLE BEARING	AB231005	10.95 L	30X54X24	BALL BEARING DE0681CS18	AB201004	29.95 L
16X35X11	99502H	99502H	4.95 H	30X55X13	6006-2RS	60062RS	7.20 J
17X30X7	BALL BRG, DBL RUBBER SEALED	69032RS	7.00 L	30X55X25/30	BEARING, ARCTIC CAT	AB202035	23.95 L
17X35X10	BALL BRG, DBL RUBBER SEALED	60032RS	4.40 J	30X62X16	6206JXNW3 (W/LOCATING HOLE & GROOVE)	317-201	24.95 G
17X40X12	BALL BRG, DBL RUBBER SEALED	62032RS	3.25 J	30X62X16	BALL BRG, DBL RUBBER SEALED	62062RS	8.75 H
17X47X14	BALL BRG, DBL RUBBER SEALED	63032RS	5.75 L	30X62X16	6206 NR C3 SNAP RING	KX092582	12.95 G
19X47X21	FLAT	RA012NPP	17.95 H	30X62X20.5	TAPER BEARING, METRIC	AB32206J	16.95 L
19X47X21	DOME	RA012NPPB	18.95 H	30X62X23.8	5206P (W/3MM PIN)	317-202	29.50 G
1X1.98X.56	TPR BRG POLARIS L44643/10-KCP	AB201012	9.50 L	30X65X16	H1C83519C	KX09241	26.95 G
1X52X15	BALL BRG, DBL RBR SLD 1 BORE	AM6205	13.85 H	30X72X19	6306 NR C3 SNAP RING	KX092585	31.95 H
20X28X16	NEEDLE BEARING, (23-1015)	AB231009	14.95 L	32X58X13	BALL BRG, DBL RUBBER SEALED	60322RS	13.10 L
20X32X16	NEEDLE BEARING	AB231012	38.95 L	32X65X17	BALL BRG, DBL RUBBER SEALED	62322RS	12.95 L
20X32X7	BALL BRG, DBL RUBBER SEALED	68042RS	7.00 L	35X58X15	BALL BRG, DBL RBR DG355815	AB201025	20.95 L
20X34X18	NEEDLE BEARING	AB231014	18.95 L	35X62X14	6007-2RS	60072RS	8.00 L
20X37X9	BALL BRG, DBL RUBBER SEALED	69042RS	8.80 L	35X72X17	BALL BEARING, OPEN	AB6207	12.95 L
20X42X12	6004-2RS	60042RS	3.90 J	35X72X17	6207R9	KX09253	26.95 G
20X42X15	TAPER BEARING, METRIC	AB32004XJ	12.45 L	35X72X17	6207 NR C3 SNAP RING	KX092586	28.95 G
20X47X14	BALL BRG, DBL RUBBER SEALED	62042RS	4.75 J	40X62X12	6908-2RS	69082RS	13.95 L
20X47X20.6	BALL BRG, DBL RUBBER SEALED	52042RS	20.95 L	40X68X15	6008-2RS	60082RS	9.95 J
20X52X15	BALL BRG, DBL RUBBER SEALED	63042RS	7.20 H	40X68X9	BALL BEARING 40-68-9	AB16008	13.95 L
20X52X15	ENGINE BEARING, OPEN	AB6304C3	16.95 L	40X70X15	BALL BEARING DG4070	AB201019	15.95 L
22X30X16	NEEDLE BEARING W/ RACE	AB231003	15.95 L	40X74X40	BALL BRG, DBL RBR DE08A27	AB201009	34.95 L
22X30X18	NEEDLE BEARING W/ RACE	AB231002	10.95 L	40X80X18	BALL BRG, DBL RUBBER SEALED	62082RS	13.10 G
22X50X14	BALL BRG, DBL RUBBER SEALED	62222RS	11.95 L	43X68X13	ATV DIF BRG 43-68-13	AB201018	14.95 L
22X52X21	FLAT	RA014NPP	15.95 H	45X68X12	BALL BRG, DBL RUBBER SEALED	69092RS	15.95 L
22X52X21	DOME	RA014NPPB	18.95 H	45X75X16	6009-2RS	60092RS	14.95 L
22X56X16	BALL BRG, DBL RUBBER SEALED	63222RS	12.95 L	50X62X15	NEEDLE BEARING	AB231006	17.95 L
22X62X15	BALL BEARING SCO4A99NR	AB201022	22.95 L	50X80X16	BALL BRG, DBL RUBBER SEALED	60102RS	14.40 L
25.4X52X21	DOME	FHS20516	18.95 H	50X80X21	BALL BEARING DG5080	AB201016	24.95 L
25.4X52X21	FLAT	RA100NPP	16.95 H	55X67X20	NEEDLE BEARING	AB231001	16.95 L
25.4X52X21	DOME	RA100NPPB	10.30 H	65X100X11	BALL BEARING 65-100-11	AB16013	16.95 L
25.4X52X34.8	DOME	HC20516	12.95 H	70X110X13	BALL BEARING 70-110-13	AB16014	39.95 L
25X42X9	BALL BRG, DBL RUBBER SEALED	69052RS	8.75 L				
25X47X12	BALL BRG, DBL RUBBER SEALED	60052RS	5.70 L				
25X52X15	BALL BEARING, OPEN	----					
25X52X15	BALL BRG, DBL RUBBER SEALED	62052RS	5.95 J				
25X52X15	ENGINE BEARING, OPEN C3	AB6205C3	12.95 L				
25X52X15	6205-2RS	AM6205	13.85 H				
25X52X16	NJ205 C3 PIN SHAPED ROLLERS	KX092591	15.99 B				

Normally if you check the bearing you are replacing, the correct number will be stamped on the bearing which will correspond with one of the above bearings.

# BRAKES






- accessories
- body
- handlebar & grips
- cables & levers
- exhaust
- engine
- fuel & intake
- electrical & ignition
- clutch
- drive
- bearings
- brakes**
- steering & suspension
- tires
- tools & shop

## SINTERED METAL PADS

- An excellent, economical choice for replacing OEM sintered metal brake pads
- Pad consists of 50-60 percent copper combined with carbon, ceramic, tin and abrasives
- Iron backing plate is plated with copper to make it a stronger bond with the pad friction material
- Powerful stopping power in wet or dry conditions
- Excellent initial pad bite, lower lever effort and minimal pad bed-in time required
- Can be used with stainless steel rotors
- Pad material is aramid fiber, metals, abrasives and lubricants mixed with Phenol Resin
- Metal powder components exceed 50 percent of pad material
- Excellent pad life
- Can be used with stainless steel rotors
- Give superior stopping power with no fade
- Excellent initial brake pad bite
- Good feel at the lever
- No bedding-in is required
- Hard brake pad backing plate will not warp, even under extreme use
- Superior stopping power with no fade
- Excellent initial brake pad bite that is not as aggressive as the R/L compound
- Slightly more progressive feel at the lever



## CERAMIC SEMI-METALLIC PADS

- Many fibers, natural and man-made have been researched and combinations of several fibers like Aramid fiber, Ceramic fiber, Carbon fiber and Metal (copper and brass powder) fiber etc.
- Soft –mild braking control, Controllable pad on first braking with safety
- Good initial bite
- HH stopping power pad (Ameca test result)
- Low disc attack
- Long life pad

## BRAKE SHOES

- High friction
- 100% non-asbestos material for quicker stops



**NOTE: All brake pads and shoes are sold in a set for one disc or drum. Order one set for each disc or drum on your machine.**

**PRICING AT THE END OF APPLICATION.**



## VESRAH BRAKES

MODEL	NAME	YEAR	FRONT ORGANIC	FRONT FULL METAL	REAR ORGANIC	REAR FULL METAL
<b>AJP</b>						
PR4-Enduro 125		04-05	970278	985100	985013	985106
PR4-Supermotard 125		04-05	970278	985100	985013	985106
Regal Raptor DD125E		04-05	970124	970711	-----	-----
Regal Raptor DD250E		04-06	970124	970711	-----	-----
<b>ALFER</b>						
MC80		87	970216	970783	970247	972785
MC125		87	970216	970783	-----	-----
MC125		88	970244	970244	970216	970783
GR250	Enduro	85	970216	970783	-----	-----
GR250	Enduro	88	970244	970244	970216	970783
MC250		85	970216	970783	-----	-----
MC250		87	970216	970783	970216	970783
MC250		88	970244	970244	970216	970783
VR250	Enduro	99	970248	970791	970251	970795
VR250	Super,Otard	99	970248	970791	970251	970795
GR300		85	970216	970783	-----	-----
GR300	Enduro	88	970244	970244	970216	970783
<b>APRILIA</b>						
RX50	Racing	03-06	985027	985101	970223	970786
RX50		07-10	985093	985102	970247	972785
RX50 C/CD		95-04	985027	985101	970223	970786
SX50		06-13	985027	985101	970247	972785
SX50 Ltd		14-15	985027	985101	970145	970728
ETX125		00-01	970295	972784	970184	970755
ETX125		99	970295	972784	970184	970755
MX125	Cross	04-06	970248	970791	-----	-----
RX125		00	970248	970791	-----	-----
RX125		01	970248	970791	-----	-----
RX125		92-99	985027	985101	-----	-----
Climber		93	970216	970783	970216	970783
Climber		89-90	970238	970238	970223	970786
Climber	280R	92-93	970247	972785	970223	970786
Climber	280	94-96	970247	972785	-----	-----
ETX350		86	970231	970231	970216	970783
MXV450		09-15	970031	970637	970113	970703
MXV450 (Racing Pads)		09-15	-----	985103	-----	985123
RVX450		06-12	970031	970637	970113	970703
RXV450	Enduro	06	970031	970637	970113	970703
SVX450		06-09	970031	970637	970113	970703
SXV450	Supermoto	06-12	985094	970831	970113	970703
RXV550	Enduro	06-12	970031	970637	970113	970703
SVX550		06-09	985095	985104	970113	970703
SXV550	Supermoto	06-12	985094	970831	970113	970703
<b>ARMSTRONG</b>						
MX500		86	970216	970783	-----	-----
MX600		86	970216	970783	-----	-----
ATK						
ATK125	2 Stroke Enduro	03	970248	970791	970251	970795
ATK250	2 Stroke Enduro	03	970248	970791	970251	970795
ATK250CC		91-92	970244	970244	970216	970783
ATK250MX		91-92	970244	970244	970216	970783
GT250	RV-Twin Sport	11	970014	970623	970014	970623
GV250	V-Twin Cruiser	11	970014	970623	-----	-----
ATK260	2 Stroke Enduro	03	970248	970791	970251	970795
ATK350		93	970216	970783	970216	970783
ATK350ES		91	970244	970244	970216	970783
ATK350ES CC		91-92	970244	970244	970216	970783
ATK350ES MX		91-92	970244	970244	970216	970783
ATK350ES MX EFI		92	970244	970244	970216	970783
ATK350ES Standard		92	970244	970244	970216	970783
ATK350MX		91-92	970244	970244	970216	970783
ATK350MX EFI		92	970244	970244	970216	970783
ATK350Standard		91-92	970244	970244	970216	970783

- accessories
- body
- handlebar & grips
- cables & levers
- exhaust
- engine
- fuel & intake
- electrical & ignition
- clutch
- drive
- bearings
- brakes
- steering & suspension
- tires
- tools & shop

## VESRAH BRAKES

MODEL	NAME	YEAR	FRONT ORGANIC	FRONT FULL METAL	REAR ORGANIC	REAR FULL METAL
<b>ARMSTRONG CONTINUED</b>						
ATK406		90	970244	970244	970216	970783
ATK406CC		91-92	970244	970244	970216	970783
ATK406MX		91-92	970244	970244	970216	970783
500 DT Dirtrackers		00-03	970246	970790	970251	970795
500 Super Motard		02-03	970246	970790	970251	970795
ATK500	Enduro	03	970248	970791	970251	970795
ATK500		04	970248	970791	970251	970795
ATK560		84-85	970216	970783	-----	-----
ATK560		86	970216	970783	970217	970217
ATK560		87-88	970216	970783	970247	972785
600 DT Dirtrackers		00-03	970246	970790	970251	970795
600 Super Motard		02-03	970246	970790	970251	970795
ATK600	Dirt Track Motard	03	970246	970790	970251	970795
ATK600		91	970244	970244	970238	970238
ATK604		88	970216	970783	970247	972785
ATK604		89	970244	970244	970238	970238
ATK604		90	970244	970244	970216	970783
ATK604 Standard		91	970244	970244	970238	970238
ATK604 Standard		92	970244	970244	970216	970783
ATK604CC		92	970244	970244	970216	970783
ATK604ES		90	970244	970244	970216	970783
ATK604ES		91	970244	970244	970238	970238
ATK604ES CC		91	970244	970244	970238	970238
ATK604ES CC		92	970244	970244	970216	970783
ATK604ES MX		91	970244	970244	970238	970238
ATK604ES MX		92	970244	970244	970216	970783
ATK604ES MX EFI		92	970244	970244	970216	970783
ATK604ES Standard		92	970244	970244	970216	970783
ATK604MX		91	970244	970244	970238	970238
ATK604MX		92	970244	970244	970216	970783
ATK604MX EFI		92	970244	970244	970216	970783
ATK605	Enduro	03	970248	970791	970251	970795
ATK620	Intimidator	04	970248	970791	970251	970795
ATK640		93	970216	970783	970216	970783
GT650	RV-Twin Sport	11	970014	970623	970014	970623
GV650	V-Twin Cruiser	11	970014	970623	970014	970623
ATK700	Intimidator	04	970248	970791	970251	970795
<b>BETA</b>						
AE50	Four Twin	88	970233	985105	-----	-----
Mini Trial 50		09-13	985013	985106	-----	-----
Trialmini		92	970247	972785	970239	970239
Evo 80 Junior		09-15	973012	985107	970247	972785
ALP125	4-Stroke	99-00	970247	972785	970247	972785
TR125	32,33	86-87	970233	970233	-----	-----
TR125	34	88	970233	970233	970238	970238
TR125	34,35	89-90	970247	972785	970247	972785
TRIAL		97	970247	972785	970239	970239
R 150		10-14	970014	970623	-----	-----
ALP200	4-Stroke	00-06	970247	972785	970247	972785
Rev 3		00-05	973012	985107	973012	985107
ALP240		90	970233	970233	970238	970238
ALP240		92	970247	972785	970239	970239
Supertrial		92	970247	972785	970239	970239
TR240	33	86-88	970233	970233	-----	-----
ALP250		97	970247	972785	970247	972785
Rev 3 250		00-04	973012	985107	973012	985107
RR250	4T	05-08	970031	970637	970113	970703
Techno 250		99	970247	972785	970247	972785
ALP260		91	970233	970233	970238	970238
Synt		92	970233	970233	970239	970239
TR260	34	86	970233	970233	-----	-----
TR260	34	87-88	970233	970233	970238	970238
TR260	34,35,Zero	89-90	970247	972785	970239	970239
TR260	34,35,Zero	92	970247	972785	970239	970239

## VESRAH BRAKES

MODEL	NAME	YEAR	FRONT ORGANIC	FRONT FULL METAL	REAR ORGANIC	REAR FULL METAL
<b>BETA CONTINUED</b>						
TR35 260		91	970247	972785	970239	970239
Zero 260		91	970247	972785	970239	970239
Crosstrainer		15	970031	970637	970113	970703
RR300		13-15	970031	970637	970113	970703
RR350	Enduro	11-14	970031	970637	970113	970703
RR350	Efi	15	970031	970637	970113	970703
RR350	Efi Racing	15	970031	970637	970113	970703
RR390	Enduro	15	970031	970637	970113	970703
RR400	Enduro	05-15	970031	970637	970113	970703
SM400	4T	10-11	970031	970637	970113	970703
RR430		15	970031	970637	970113	970703
RR430	Racing	15	970031	970637	970113	970703
RR450	Enduro	05-15	970031	970637	970113	970703
RR450	Cross Country	12-15	970031	970637	970113	970703
RS450	4T	08-14	970031	970637	970113	970703
SM450	4T	10-12	970031	970637	970113	970703
RR480		15	970031	970637	970113	970703
RR480	Racing	15	970031	970637	970113	970703
RR498	4T	12-15	970031	970637	970113	970703
RR520	4T	08-12	970031	970637	970113	970703
RR525	4T	05-15	970031	970637	970113	970703
<b>BIMOTA</b>						
BBX508 Enduro		12-14	970031	970637	970022	970630
BXM 125	Motard	07-14	985096	985108	970247	972785
CAGIVA						
WMX50		89	970243	970789	970184	970755
WMX125		88	970243	970789	-----	-----
WMX125		89	970243	970789	970184	970755
WMX250		88	970243	970789	-----	-----
WMX250		89	970243	970789	970184	970755
WMX 500		85-86	970216	970783	-----	-----
WRX 500		87	970216	970783	970216	970783
Elefant650		86-87	970225	970225	970216	970783
Elefant650SE		87	970225	970225	970216	970783
<b>CAN-AM</b>						
Sonic		86	970216	970783	-----	-----
CONTI						
RX356 V3	(12 Inch Wheel)	05-06	985096	985096	970247	972785
RX356 V3	(17 Inch Wheel)	05-06	985096	985096	970247	972785
<b>CPI</b>						
Enduro 50		06-08	970247	972785	970247	972785
Enduro 250		07-08	970247	972785	970247	972785
DERBI						
Senda DRD Pro 50 Evo SM	Cast Wheel	08-14	970260	970802	970274	985117
Senda DRD Pro 50R	Radial Caliper 260mm Disc	05-14	970260	970802	970274	985117
Senda DRD Pro 50SM	Radial Caliper 300mm Disc	05-14	970260	970802	970274	985117
Senda R 50		02-05	970247	972785	970247	972785
Senda R DRD Racing 50		04-14	985027	985101	970247	972785
Senda SM DRD	Super Motard	04	970247	972785	970247	972785
Senda X-Race 50R	240mm disc	05-10	970247	972785	970247	972785
Senda X-Race 50SM	260mm disc	06-11	970247	972785	970247	972785
Senda X-Tream 50R	240mm disc	03-14	970247	972785	970247	972785
Senda X-Tream 50SM	260mm disc	03-14	970247	972785	970247	972785
Senda 125 SM	Twin Headlight	04-07	985027	985101	970274	985117
Senda Baja 125R	4T	06-15	985027	985101	970274	985117
Senda Baja 125SM	4T	06-15	985027	985101	970274	985117
Senda DRD 125 R		10	970260	970802	970149	985126
Senda DRD 125 SM		10-15	970260	970802	970149	985126
Terra 125	Adventure	07-15	985020	985110	970149	970149
Terra 125	Euro	07-15	985020	985110	970149	970149

- accessories
- body
- handlebar & grips
- cables & levers
- exhaust
- engine
- fuel & intake
- electrical & ignition
- clutch
- drive
- bearings
- brakes**
- steering & suspension
- tires
- tools & shop

## VESRAH BRAKES

MODEL	NAME	YEAR	FRONT ORGANIC	FRONT FULL METAL	REAR ORGANIC	REAR FULL METAL
<b>FANTIC</b>						
Koala		90	970223	970786	970223	970786
Oasis		90	970238	970238	970223	970786
K-Roo		91	970247	972785	970247	972785
K-Roo		93	970247	972785	970247	972785
Trial 301		85-86	970233	970233	-----	-----
Trial 303		87	970233	970233	970233	970233
Trial 309		91	970247	972785	970247	972785
Trial 305		89	970247	972785	970247	972785
<b>GAS GAS</b>						
TXT50	Boy	04-11	970247	972785	970247	972785
TXT70	Rookie/Cadet	10-11	973012	985107	985013	985106
TXT80	Rookie/Cadet	04-08	973012	985107	985013	985106
EC125		01-02	970031	970637	970058	970664
EC125		03-09	970031	970637	970058	970664
EC125		10-12	970031	970637	970113	970703
Enducross 125		97-98	970248	970791	970251	970795
MC125		03	970031	970637	970058	970664
MX125		05-08	970031	970637	970058	970664
TXT125		04-15	973012	985107	985013	985106
Contact JTX200		97	970247	972785	970247	972785
EC200		00-09	970031	970637	970058	970664
EC200		10-12	970031	970637	970113	970703
EC200		99	970248	970791	970251	970795
Pampera 200		99	970247	972785	970247	972785
TX200		98	970247	972785	970247	972785
TXT200		04-14	973012	985107	985013	985106
TXT200		99	970247	972785	970247	972785
GT25	Delta	91	970247	972785	970247	972785
EC250		00-11	970031	970637	970022	970630
EC250		12-14	970031	970637	970113	970703
Enducross 250		97-99	970248	970791	970251	970795
MC250		00-01	970031	970637	970058	970664
MC250		98-99	970248	970791	970251	970795
MX250		04-08	970031	970637	970058	970664
Trial		89	970247	972785	970247	972785
TXT250		04-14	973012	985107	985013	985106
Contact Jordi Tarres X270		97	970247	972785	970247	972785
TX270		98	970247	972785	970247	972785
TXT270		99	970247	972785	970247	972785
TXT280		04-14	973012	985107	985013	985106
EC300		01-09	970031	970637	970058	970664
EC300		10-11	970031	970637	970022	970630
EC300		12-14	970031	970637	970113	970703
EC300		99	970248	970791	970251	970795
Enducross 300		99	970248	970791	970251	970795
TXT300		04-14	973012	985107	985013	985106
Contact JTX320		97	970247	972785	970247	972785
TX320		98	970247	972785	970247	972785
TXT321		99	970247	972785	970247	972785
GT32	Delta	91	970247	972785	970247	972785
Pampera 320		98-99	970247	972785	970247	972785
Pampera 370		97	970247	972785	970247	972785
Pampera 400		06	970248	970791	-----	-----
SM400 FES		01-02	970246	970790	970022	970630
450 Fse		03	970031	970637	970058	970664
EC450		09	970031	970637	970058	970664
FSE450		05-08	970031	970637	970058	970664
SM450		03-05	970246	970790	970022	970630
EC515		09-14	970031	970637	970022	970630
<b>GILERA</b>						
RC50	Top Rally	90	970216	970783	970216	970783
CX125		91	970244	970244	970216	970783
XR2-125		90	970026	970632	970216	970783

## VESRAH BRAKES

MODEL	NAME	YEAR	FRONT ORGANIC	FRONT FULL METAL	REAR ORGANIC	REAR FULL METAL
<b>HONDA</b>						
CR50		86	----	970869	----	970869
CR50R	(AE02)	83	----	970869	----	970869
CR50R		86	----	970869	----	970869
CRE50	Basta	01-02	970248	970791	970247	972785
CRE50	Derapage	01-02	970248	970791	970247	972785
CRE50	Six	01-02	970248	970791	970247	972785
CRE50	Six	98-00	970261	985111	----	----
CRF50F		04-15	----	970854	----	970854
CRM50		88-92	970009	970618	970058	970664
CRM50		93	970032	985112	970058	970664
CRM50		94-97	970009	970618	970058	970664
CRM50		98	970018	970626	----	----
CT50	Moto	83	----	970840	----	970840
MBX50	(AC05/D488)	80-82	970009	970618	----	970847
MBX50		83-86	970014	970623	----	970847
MBX50S	(AC05/D488)	83	970014	970623	----	970847
MBX50Z		80	970009	970618	----	970847
MCX50		82	970145	970728	----	970847
MCX50FD		83	970145	970728	----	970847
MCX50SD		83	970145	970728	----	970847
MRX50		88	970009	970618	----	970847
MT50		80	----	970847	----	970847
TL50		78	----	970847	----	970847
TLM50		84	----	970869	----	970869
TLM50F		85	----	970869	----	970869
XL50S		80	----	970847	----	970847
XR50M	Motard	05-07	970124	970711	970058	970664
XR50R		00-03	----	970854	----	970854
Z50A	Mini Trial	69-78	----	970840	----	970840
Z50R	Mini Trial	79	----	970840	----	970840
Z50R	Mini Trial	80-00	----	970854	----	970854
CR60R	(DE01)	83-86	----	970869	----	970869
CRF70F		04-12	----	970869	----	970869
CT70	Mini	77-82	----	970840	----	970840
CT70	Mini	91-94	----	970840	----	970840
XL70		70-76	----	970847	----	970847
XL70K1		75	----	970847	----	970847
XR70R		97-03	----	970869	----	970869
CRM75		90	970018	970626	970058	970664
CRM75R		89-94	970018	970626	----	970847
XL75	Mini	77-79	----	970847	----	970847
XR75		73-79	----	970840	----	970840
XR75K1		74	----	970840	----	970840
XR75K2		75	----	970840	----	970840
CR80R		01-02	970011	970620	970022	970630
CR80R		80-81	----	970847	----	970847
CR80R		82	----	970847	----	970869
CR80R		83-84	----	970869	----	970869
CR80R		85	----	970869	----	985064
CR80R		86-91	970009	970618	----	985064
CR80R		92-00	970009	970618	970022	970630
CR80RB		00-02	970011	970620	970022	970630
CRE80		98	970050	970655	970022	970630
CRF80F		04-15	----	970869	----	970869
CRM80		88	970009	970618	----	----
CRM80		89	970011	970620	970058	970664
CRM80		90-92	970009	970618	----	----
CRM80		93-97	970009	970618	970058	970664
MBX80	(HC04/C799)	83	970014	970623	----	970847
MBX80	(HC04)	85	970009	970618	----	970847
MBX80	(HC04/E463)	86	970015	970624	----	970847
MBX80DX		82	970014	970623	----	970847
MCX80	(H05/C940)	82	970169	970748	----	970847
MT80	(HD02)	80	----	970847	----	970847
MTX80R	(HD08)	83-84	970015	970624	----	970847

- accessories
- body
- handlebar & grips
- cables & levers
- exhaust
- engine
- fuel & intake
- electrical & ignition
- clutch
- drive
- bearings
- brakes**
- steering & suspension
- tires
- tools & shop

## VESRAH BRAKES

MODEL	NAME	YEAR	FRONT ORGANIC	FRONT FULL METAL	REAR ORGANIC	REAR FULL METAL
<b>HONDA CONTINUED</b>						
MTX80RF		83	----	970847	----	970847
MTX80RF	(HD09/E516/0)	87	970015	970624	----	970847
MTX80S	(HD06)	80-82	----	970847	----	970847
XL80S		79-85	----	970847	----	970847
XR80		79-84	----	970847	----	970847
XR80R		85-88	----	970869	----	970869
XR80R		89	----	970869	----	970869
XR80R		90	----	970869	----	970869
XR80R		91-92	----	970869	----	970869
XR80R		93-03	----	970869	----	970869
CR85R		03-07	970011	970620	970022	970630
CR85RB	Expert	03-07	970011	970620	970022	970630
EZ90	Cub	91-96	----	970840	----	970840
SL90	Motosport 90		----	970840	----	970840
SL90I			----	970840	----	970840
SL90II			----	970840	----	970840
CRF100F		04-13	----	970869	----	970869
XL100		76	----	970847	----	970847
XL100		77-78	----	970840	----	970847
XL100S		79-85	----	970847	----	970847
XR100	Motard M5/M6/M7/M8	05-08	970124	970711	970058	970664
XR100		81-84	----	970847	----	970847
XR100R		85-03	----	970869	----	970869
CRF110F		13-15	----	970869	----	970869
CR125	Motard	04	970031	970637	970038	970643
CR125M	Elsinore	76-78	----	970847	----	970847
CR125R		02-07	970031	970637	970038	970643
CR125R	Elsinore	79-81	----	970857	----	970876
CR125R		82	----	970876	----	970876
CR125R		83	----	970863	----	970863
CR125R		84-85	970015	970624	----	970863
CR125R		86	970015	970624	----	970862
CR125R		87-94	970018	970626	970022	970630
CR125R		95-01	970031	970637	970022	970630
CRE125		95-01	970031	970637	970022	970630
CRE125R	Supermotard	02-03	970031	970637	970038	970643
CRE125R	Enduro	02-04	970031	970637	970038	970643
CRF125F		14-16	970031	970637	----	970869
CRF125FB		14-16	970031	970637	----	970869
CRM125R		90-98	970026	970632	970290	970835
CT125		77	----	970847	----	970847
MT125		76	----	970847	----	970847
MT125R		77-78	970004	970004	----	970847
MTX125	(JD05 JD07)	83	----	970847	----	970847
MTX125	(JD05 JD07)	84-86	970015	970624	----	970847
MTX125	Camel, Italy	88	970026	970632	----	970840
MTX125K2	Elsinore	83	970006	970616	----	970847
MTX125R		83	----	970847	----	970847
MTX125R		84-89	970026	970632	----	970847
MTX125RWD		83-84	----	970847	----	970847
NXR125		05-09	----	970877	----	970880
SL125K1		76	----	970840	----	970840
SL125K2		77-80	----	970847	----	970847
TL125		84-88	----	970869	----	970869
TL125S		76	----	970847	----	970847
XL125		76	----	970847	----	970847
XL125		77-78	----	970840	----	970847
XL125K2		77-78	----	970847	----	970847
XL125K3		79-81	----	970840	----	970847
XL125R		82-85	----	970847	----	970847
XL125S		79-84	----	970847	----	970847
XL125S		85	----	970876	----	970847
XL125V	Varadero	01-11	970124	970711	970037	970642
XL125V	Varadero DX Version	12-15	970124	970711	970037	970642

## VESRAH BRAKES

MODEL	NAME	YEAR	FRONT ORGANIC	FRONT FULL METAL	REAR ORGANIC	REAR FULL METAL
<b>HONDA CONTINUED</b>						
XLR125	(JD04)	82-87	970015	970624	----	970847
XLR125R		98-01	970031	970637	----	970847
XLS125		79-87	----	970847	----	970847
XR125		79-87	----	970847	----	970847
XR125L		03-08	970031	970637	----	970847
XR125SM		04	970031	970637	970247	972785
CRF150F		03	970031	970637	----	970878
CRF150F		04-05	970031	970637	----	970878
CRF150F		06-15	970031	970637	----	970878
CRF150R		06	970011	970620	970038	970643
CRF150R		07-09	970011	970620	970038	970643
CRF150R		10-15	970011	970620	970038	970643
CRF150RB		07	970011	970620	970038	970643
CRF150RB		08-09	970011	970620	970038	970643
CRF150RB		10-15	970011	970620	970038	970643
CRF150RII		06-09	970011	970620	970038	970643
CRF150RII		13-15	970011	970620	970038	970643
XL185S		79-83	----	970847	----	970847
XR185		79	----	970847	----	970847
CTX200	Bushlander	04-07	970031	970637	----	970847
CTX200A	Bushlander	04-07	970031	970637	----	970847
DF200E		98-00	970009	970618	----	970906
MTX200R		83	----	970847	----	970847
MTX200R		85	970015	970624	----	970847
MTX200RII		85	970015	970624	----	970847
MTX200RW	(MD07)	83-84	----	970847	----	970847
MTX200RW	(MD07)	85	970015	970624	----	970847
TLM200R		85-88	----	970847	----	970847
TLR200		82	----	970869	----	970869
TLR200	Reflex	86-87	----	970847	----	970869
TR200	Fatcat	86-87	----	970847	----	970847
XL200R		83-84	----	970847	----	970847
XL200R		85	970015	970624	----	970847
XLR200R		93	970031	970637	----	970847
XR200		80-84	----	970847	----	970847
XR200R		02	----	----	----	970847
XR200R		81-88	----	970847	----	970847
XR200R		89	----	970847	----	970847
XR200R		90-91	----	970847	----	970847
XR200R		92	----	970847	----	970847
XR200R		93-01	----	970847	----	970847
TLM220R		88-92	970030	970636	----	970847
CRF230	Easy Motard/Enduro/ Trial	04	970031	970637	970038	970643
CRF230F		03-16	970031	970637	----	970878
CRF230L		08-15	970031	970637	970058	970664
CRF230M		09	970031	970637	970058	970664
SL230		97	970031	970637	970058	970664
SL230		98	970031	970637	970058	970664
SL230		99-04	970031	970637	970058	970664
XL230	MC36	02	----	970877	----	970877
XR230	Motard	05-10	970031	970637	970058	970664
CR250M		76	----	970846	----	970846
CR250R		02	970031	970637	970038	970643
CR250R		03-07	970031	970637	970038	970643
CR250R	Elsinore	78-80	----	970857	----	970858
CR250R		81-82	----	970868	----	970876
CR250R		83	----	970864	----	970876
CR250R		84-85	970015	970624	----	970863
CR250R		86	970015	970624	----	970862
CR250R		87-94	970018	970626	970022	970630
CR250R		95-01	970031	970637	970022	970630
CRE250		02	970031	970637	970038	970643
CRE250		97-01	970031	970637	970022	970630

- accessories
- body
- handlebar & grips
- cables & levers
- exhaust
- engine
- fuel & intake
- electrical & ignition
- clutch
- drive
- bearings
- brakes**
- steering & suspension
- tires
- tools & shop

## VESRAH BRAKES

MODEL	NAME	YEAR	FRONT ORGANIC	FRONT FULL METAL	REAR ORGANIC	REAR FULL METAL
<b>HONDA CONTINUED</b>						
CRE250F	Enduro	04	970031	970637	970038	970643
CRE250R	Enduro	02-04	970031	970637	970038	970643
CRF250L	Made in Thailand	12-15	985020	985110	972765	972764
CRF250M	Made in Thailand	12-15	985020	985110	972765	972764
CRF250R		04-15	970031	970637	970038	970643
CRF250R (Racing Pads)		04-15	-----	985103	-----	985127
CRF250X		04-15	970031	970637	970038	970643
CRF450R (Racing Pads)		05-15	-----	985103	-----	985127
CRM250AR		97	970031	970637	970022	970630
CRM250R		89-90	970018	970626	970027	970633
CRM250R		91-94	970018	970626	970038	970643
CT250S	Silk Road	81	-----	970846	-----	970859
MR250	Elsinore	76	-----	970845	-----	970846
MT250F	Elsinore	83	970047	970652	-----	970846
MT250K1		76	-----	970845	-----	970846
NX250	AX-1	88-89	970018	970626	-----	970860
NX250	AX-1	90	970031	970637	-----	970860
NX250J	AX-1	88-94	970018	970626	970027	970633
TL250		75-76	-----	970847	-----	970847
TLR250R		86	-----	970847	-----	970847
XL250		76	-----	970845	-----	970846
XL250	Degree	91-95	970031	970637	-----	970860
XL250K1		74	-----	970845	-----	970846
XL250K2		75	-----	970845	-----	970846
XL250R		82-87	-----	970876	-----	970860
XL250S		78-79	-----	970846	-----	970860
XL250S		80-81	-----	970846	-----	970856
XLR250	(MD03)	82-83	-----	970862	-----	970860
XLR250	(MD11)	84-87	-----	970862	-----	970860
XLR250R		85-87	970015	970624	-----	970860
XLR250R	Baja	88	970018	970626	970027	970633
XLR250R	Baja	89-90	970031	970637	970027	970633
XLR250R	Baja	91-92	970031	970637	970022	970630
XLR250RIII	Baja	88	970018	970626	970027	970633
XLR250RIII	Baja	90	970031	970637	970027	970633
XLR250RIII	Baja	91-92	970031	970637	970022	970630
XLS250S	(MD01)	78-80	-----	970846	-----	970860
XLS250S	(MD01)	81	-----	970846	-----	970856
XR250		00-07	970031	970637	970022	970630
XR250		79-80	-----	970846	-----	970860
XR250		95-98	970031	970637	970022	970630
XR250III	Baja	95-03	970031	970637	970022	970630
XR250L		91-96	970031	970637	970022	970630
XR250R		81-82	-----	970868	-----	970860
XR250R		84-87	970015	970624	-----	970847
XR250R		88-91	970018	970626	-----	970847
XR250R		92-95	970018	970626	970022	970630
XR250R		96-04	970031	970637	970022	970630
XR250SM		04	970031	970637	970038	970643
CRE260		95-98	970031	970637	970022	970630
TLM260R		90	970030	970636	970027	970633
XR300R		10	970031	970637	970022	970630
SL350		71	-----	970843	-----	970848
XL350		74	-----	970845	-----	970846
XL350		76-78	-----	970845	-----	970846
XL350K1		75	-----	970845	-----	970846
XL350R		84-85	970015	970624	-----	970860
XLR350R	(ND03)	84-87	970015	970624	-----	970860
XR350R		83	-----	970863	-----	970847
XR350R		84-87	970015	970624	-----	970847
XL400R		82	-----	970867	-----	970847
XL400VN	Transalp 400V	91	970057	970663	970024	970631
XR400	Motard	05-08	970029	970635	970022	970630
XR400M	Supermotard/ND08/ C38E)	06-08	970062	970668	970022	970630



## VESRAH BRAKES

MODEL	NAME	YEAR	FRONT ORGANIC	FRONT FULL METAL	REAR ORGANIC	REAR FULL METAL
<b>HONDA CONTINUED</b>						
XR400R		96-06	970031	970637	970022	970630
XR400RT	Acier (NE03)	96-98	970031	970637	970022	970630
XR400SM		04	970031	970637	970038	970643
XR400SM	Motard	05	970029	970635	970022	970630
XR440R		00	970031	970637	970058	970664
XR440R		01-03	970031	970637	970058	970664
XR440R		04	970031	970637	970038	970643
XR440R		05	970031	970637	970038	970643
XR440SM		04	970031	970637	970038	970643
CR450R	Elsinore 450	81	-----	970868	-----	970876
CRE450F	Enduro/Supermoto	02-04	970031	970637	970038	970643
CRF450R		02-15	970031	970637	970038	970643
CRF450X		05-15	970031	970637	970038	970643
CR480R		82	-----	970868	-----	970876
CR480R		83	-----	970864	-----	970862
CR500R		84-85	970015	970624	-----	970863
CR500R		86	970015	970624	-----	970862
CR500R		87-94	970018	970626	970022	970630
CR500R		95-01	970031	970637	970022	970630
XL500R		82	-----	970867	-----	970856
XL500R	(PD02)	83-84	970015	970624	-----	970856
XL500R		87	970015	970624	-----	970856
XL500S		79-80	-----	970846	-----	970856
XL500S		81	-----	970858	-----	970859
XR500		79-80	-----	970857	-----	970856
XR500R		79-80	-----	970857	-----	970856
XR500R		81-82	-----	970868	-----	970856
XR500R		83-84	970015	970624	-----	970847
XL600R		83-87	970015	970624	-----	970856
XL600V	Transalp (PD06)	87-88	970010	970619	-----	970856
XL600V	Transalp	89-90	970010	970619	-----	970856
XL600V	Transalp (PD06)	91-93	970057	970663	970024	970631
XL600V	Transalp (PD06)	94-96	970062	970668	970024	970631
XL600V	Transalp (PD10)	97-98	970031	970637	970024	970631
XR600R		85-87	970015	970624	-----	970847
XR600R		88-90	970018	970626	-----	970847
XR600R		91-92	970018	970626	970058	970664
XR600R		93	970031	970637	970022	970630
XR600R		94-00	970018	970626	970022	970630
VIGOR 650	Vigor	99	970256	970798	970251	970795
XL650	Trassalp	00-07	970031	970637	970024	970631
XR650L (Racing Pads)		15	-----	985103	-----	985128
XR650L		93-15	970031	970637	970022	970630
XR650R		00-07	970031	970637	970022	970630
VL750R		84	970010	970619	-----	-----
XRV750	Africa Twin	90-92	970020	970628	970024	970631
XRV750	Africa Twin	93-01	970031	970637	970024	970631
XRV750A	Twin (RD04)	90-92	970020	970628	970024	970631
XRV750A	Twin (RD04 RD07)	93-98	970031	970637	970024	970631
<b>HUSABERG</b>						
TE125	2T	13-14	970248	970791	970272	970821
FE250		13-14	970248	970791	970272	970821
TE250	2T	11-14	970248	970791	970272	970821
FE300	2T	11	970248	970791	970272	970821
TE300	2T	11-14	970248	970791	970272	970821
350E		91-92	970243	970789	970184	970755
350E		93	970248	970791	970184	970755
FE350		13-14	970248	970791	970272	970821
FE390		10-14	970248	970791	970272	970821
FC400		99	970248	970791	970251	970795
FE400		99	970248	970791	970251	970795
FE400E		99-02	970248	970791	970251	970795
FS400C	Super Motard	01-04	970147	970730	970251	970795

- accessories
- body
- handlebar & grips
- cables & levers
- exhaust
- engine
- fuel & intake
- electrical & ignition
- clutch
- drive
- bearings
- brakes**
- steering & suspension
- tires
- tools & shop

## VESRAH BRAKES

MODEL	NAME	YEAR	FRONT ORGANIC	FRONT FULL METAL	REAR ORGANIC	REAR FULL METAL
<b>HUSABERG CONTINUED</b>						
FS400E	Super Motard	01-04	970147	970730	970251	970795
FE450		09-13	970248	970791	970272	970821
FE450E		06	970248	970791	970251	970795
FS450C/E		06	-----	-----	970251	970795
FX450	Enduro	10-11	970248	970791	970272	970821
FC470		01	970248	970791	970251	970795
FX470E		01	970248	970791	970251	970795
499C		92	970243	970789	970184	970755
500E		91-92	970243	970789	970184	970755
501C		93	970248	970791	970184	970755
FC501		99	970248	970791	970251	970795
FE501		99	970248	970791	970251	970795
FE501E		99-02	970248	970791	970251	970795
FX501E		99	970248	970791	970251	970795
FE501		13-14	970248	970791	970272	970821
FC550		01-02	970248	970791	970251	970795
FE550E		06	970248	970791	970251	970795
FE570	Enduro	09-14	970248	970791	970272	970821
600C		92	970243	970789	970184	970755
600C		93	970248	970791	970184	970755
600E		93	970248	970791	970184	970755
FE600E		99	970248	970791	970251	970795
FX600		99	970248	970791	970251	970795
FE650E		00-02	970248	970791	970251	970795
FE650E		06	970248	970791	970251	970795
FS650C	Super Motard	01-04	970147	970730	970251	970795
FS650C/E		06	-----	-----	970251	970795
FS650E	Super Motard	01-04	970147	970730	970251	970795
FX650E		01	970248	970791	970251	970795
<b>HUSQVARNA</b>						
50 Husky Boy		01	970226	970226	-----	-----
50 Husky Boy J		01	970226	970226	-----	-----
50 Husky Boy R		01	970226	970226	-----	-----
50 Husky Boy S		01	970226	970226	-----	-----
CR50	Junior	05	985013	-----	985025	970816
CR50	Senior Pro	05	985013	-----	985025	970816
CR50		11	985025	970816	985025	970816
CR50		98	970247	972785	-----	970929
SM50		02	970278	970278	970247	972785
SM50		11-15	985025	970816	985025	970816
WR50		02	970278	970278	970247	972785
CR65		12-15	985025	970816	985025	970816
TC85		14-15	985097	985113	985121	985129
CR125		06-15	970248	970791	970272	970821
CR125		85-88	970216	970783	-----	-----
CR125		98-99	970248	970791	970251	970795
SM125S		02-06	970248	970791	970251	970795
SM125S		08-14	970248	970791	970251	970795
SM125S	4T	11-14	970248	970791	970251	970795
SMS125	2T	02-13	970248	970791	970251	970795
SMS-4 125	4T	10-13	970248	970791	970251	970795
SRM125		11-13	970248	970791	970251	970795
TC125		14	970248	970791	970272	970821
TE125	4T	11-14	970248	970791	970251	970795
TE125		14	970248	970791	970272	970821
WMX125		90	970216	970783	-----	-----
WMX125		91	970243	970789	970184	970755
WMX125		92	970143	970726	970009	970618
WR125		06-13	970248	970791	970272	970821
WR125		85-86	970243	970789	-----	-----
WR125		98-02	970248	970791	970251	970795
WRE125		02-13	970248	970791	970251	970795
WRK125		88	970243	970789	-----	-----
WXC125		94	970143	970726	970009	970618

## VESRAH BRAKES

MODEL	NAME	YEAR	FRONT ORGANIC	FRONT FULL METAL	REAR ORGANIC	REAR FULL METAL
<b>HUSQVARNA CONTINUED</b>						
WXC125		96	970248	970791	970251	970795
WXE125		90	970243	970789	-----	-----
WXE125		91	970243	970789	970184	970755
WXE125		92-94	970143	970726	970009	970618
WXE125		95-96	970248	970791	970251	970795
XC125		85	970216	970783	-----	-----
CR250		85-87	970216	970783	-----	-----
CR250		99	970248	970791	970251	970795
FC250		14-15	970248	970791	970272	970821
FC250 (Racing Pads)		14-15	-----	985114	-----	985130
FF250		14-15	970248	970791	970272	970821
SRM250		10-13	970248	970791	970272	970821
TC250		02-03	970248	970791	970251	970795
TC250		04-05	970248	970791	970272	970821
TC250		06-09	970248	970791	970272	970821
TC250		10-14	970248	970791	970272	970821
TC250R	(4T)	13	970248	970791	970272	970821
TE250		02-05	970248	970791	970251	970795
TE250		06-14	970248	970791	970272	970821
TE250R	(4T)	13-14	970248	970791	970272	970821
TXC250	Cross Country	08-12	970248	970791	970272	970821
TXC250R	Cross Country	13	970248	970791	970272	970821
WMX250		92	970143	970726	970009	970618
WR250		06-13	970248	970791	970272	970821
WR250		87-88	970243	970789	-----	-----
WR250		98-02	970248	970791	970251	970795
WXC250		93-94	970143	970726	970009	970618
WXC250		96	970248	970791	970251	970795
WXE250		90	970243	970789	-----	-----
WXE250		91	970243	970789	970184	970755
WXE250		92-94	970143	970726	970009	970618
WXE250		95-96	970248	970791	970251	970795
XC250		85	970216	970783	-----	-----
XC250		87-88	970243	970789	-----	-----
WXE260		91	970243	970789	970184	970755
WXE260		92	970143	970726	970009	970618
TC300		14	970248	970791	970272	970821
TE300		14	970248	970791	970272	970821
TE300R	(4T)	13	970248	970791	970272	970821
TXC300R	Cross Country	13	970248	970791	970272	970821
WR300		09-14	970248	970791	970272	970821
TE310	(4T)	09-14	970248	970791	970272	970821
FC350		14-15	970248	970791	970272	970821
FC350 (Racing Pads)		14-15	-----	985114	-----	985130
FE350		14-15	970248	970791	970272	970821
WMX350		92	970143	970726	970009	970618
WXC350		93-94	970143	970726	970009	970618
WXE350		91	970243	970789	970184	970755
WXE350		94	970143	970726	970009	970618
WXE350		95	970248	970791	970251	970795
WR360		98-01	970248	970791	970251	970795
WXC360		93	970143	970726	970009	970618
WXC360		94	970143	970726	970009	970618
WXC360		96	970248	970791	970251	970795
WXE360		94-95	970143	970726	970009	970618
WXE360		96	970248	970791	970251	970795
TE400		01	970248	970791	970251	970795
XC400	Enduro	85	970216	970783	-----	-----
TE410		98-99	970248	970791	970251	970795
WEC410		96	970248	970791	970251	970795
WXC410		96	970248	970791	970251	970795
AE430	Enduro	85	970216	970783	-----	-----
AE430	Auto	87	970243	970789	-----	-----
CR430		87	970243	970789	-----	-----
WR430		87	970243	970789	-----	-----

- accessories
- body
- handlebar & grips
- cables & levers
- exhaust
- engine
- fuel & intake
- electrical & ignition
- clutch
- drive
- bearings
- brakes**
- steering & suspension
- tires
- tools & shop

## VESRAH BRAKES

MODEL	NAME	YEAR	FRONT ORGANIC	FRONT FULL METAL	REAR ORGANIC	REAR FULL METAL
<b>HUSQVARNA CONTINUED</b>						
XC430		87	970243	970789	-----	-----
SMR449		11-14	970269	970814	970272	970821
TC449	(4T)	11-14	970248	970791	970272	970821
TE449	(4T)	11-14	970248	970791	970272	970821
FC450		14-15	970248	970791	970272	970821
FC450 (Racing Pads)		14-15	-----	985114	-----	985130
FE450		14	970248	970791	970272	970821
SM450	Supermotard (twin pin fixing)	01-04	970104	970695	970251	970795
SM450	Supermotard (single pin fixing)	01-05	970246	970790	970251	970795
SM450R		05	970269	970814	970251	970795
SM450R	Radial Caliper	07-10	970269	970814	970272	970821
SMR 450RR	Radial Caliper	06-08	970269	970814	970272	970821
TXC450	Cross Country	08-11	970248	970791	970272	970821
CR500		85-86	970216	970783	-----	-----
TC500		86	970216	970783	-----	-----
FE501		14-15	970248	970791	970272	970821
SM510R		05	970246	970790	970251	970795
SM510R	Radial caliper	06-10	970269	970814	970272	970821
TC510		02-04	970248	970791	970251	970795
TC510		05-07	970248	970791	970272	970821
TC510		07-10	970248	970791	970272	970821
TE510		04	970248	970791	970251	970795
TE510		05-10	970248	970791	970272	970821
TE510		86-87	970216	970783	-----	-----
TX510		87-88	970243	970789	-----	-----
TXC510	Cross Country	08-10	970248	970791	970272	970821
WMX510		90	970243	970789	970184	970755
WXE510		90	970243	970789	970184	970755
XC510		85	970216	970783	-----	-----
SMR511		11-15	970269	970814	970272	970821
TE511		11-15	970248	970791	970272	970821
TXC511	Cross Country	11-15	970248	970791	970272	970821
SM570	Supermotard (twin pin fixing)	01-04	970104	970695	970251	970795
SM570	Supermotard (single pin fixing)	01-05	970246	970790	970251	970795
SM570R		01-02	970246	970790	970251	970795
TE570		01	970248	970791	970251	970795
TE570		01-02	970248	970791	970251	970795
SM610	Supermotard (twin pin fixing)	01-04	970104	970695	970251	970795
SM610	Supermotard (single pin fixing)	01-05	970246	970790	970251	970795
SM610		99	970248	970791	970251	970795
SM610 IE		07-09	970269	970814	970251	970795
TC610		98	970104	970695	970251	970795
TC610		99	970248	970791	970251	970795
TE610	Super Motard	98	970104	970695	970251	970795
TE610		99	970248	970791	970251	970795
TE610/IE		06-09	970248	970791	970251	970795
VMX610		91	970243	970789	970184	970755
WEX610		92	970143	970726	970009	970618
WMX610		92	970143	970726	970009	970618
WXC610		93-94	970243	970789	970184	970755
WXC610		96	970248	970791	970251	970795
WXE610		91	970243	970789	970184	970755
WXE610		94	970243	970789	970184	970755
WXE610		95-96	970248	970791	970251	970795
SM630		09-15	970269	970814	970272	970821
SMS630		10-11	970269	970814	970251	970795
SRM630		10	970246	970790	970251	970795
TE630		10-15	970248	970791	970272	970821
STR650 CRC		07-15	970269	970814	970251	970795

## VESRAH BRAKES

MODEL	NAME	YEAR	FRONT ORGANIC	FRONT FULL METAL	REAR ORGANIC	REAR FULL METAL
<b>HUSQVARNA CONTINUED</b>						
TR650	Terra (Spoke Wheels)	13-14	970256	970798	970251	970795
TR650	Strad (Cast Wheels)	13-15	970256	970798	970251	970795
SM701		15	970269	970814	970251	970795
<b>HYOSUNG</b>						
RT125	Karion	02-06	970014	970623	-----	970906
RT125	Karion	07-15	970014	970623	970014	970623
RX 125		01-15	970014	970623	-----	970906
XRX 125	Enduro	04-15	970014	970623	-----	970906
XRX 125	Supermoto	07-15	970014	970623	970124	970711
<b>JINCHENG</b>						
JC125	2A/3A	97	970092	972763	-----	-----
JC125	2B	97	970058	970664	-----	-----
JC125	7B	97	970149	970149	-----	-----
<b>KAWASAKI</b>						
KDX50		03-06	-----	970916	-----	970916
KMX50	KS-1	88-89	970145	970728	-----	970915
KMX50	KSR-1	90-95	970145	970728	970184	970755
KX60		83-03	-----	970944	-----	970944
KX65		00-15	970197	970768	970009	970618
KX65	Monster Energy	09	970197	970768	970009	970618
AE80		81-82	-----	970915	-----	970915
KD80	Mini	75-76	-----	970915	-----	970915
KD80	Mini	80-87	-----	970915	-----	970915
KD80	Mini	88-90	970145	970728	-----	970915
KDX80	Mini	80-83	-----	970941	-----	970941
KDX80	Mini	84-88	-----	970942	-----	970942
KMX80	KS-II	88-89	970145	970728	-----	970915
KMX80	KSR-II	90-95	970145	970728	970184	970755
KX80	Mini	79-82	-----	970941	-----	970941
KX80	Mini	83	-----	970942	-----	970944
KX80	Mini	84-87	970145	970728	-----	970944
KX80	ALU	86-87	970145	970728	-----	970944
KX80	Big Wheel	87	970145	970728	-----	970944
KX80	Big Wheel	88-94	970145	970728	970011	970620
KX80	ALU	88-96	970145	970728	970011	970620
KX80	Mini	88-96	970145	970728	970011	970620
KX80	Mini	97	970195	970766	970011	970620
KX80	ALU	97-98	970195	970766	970011	970620
KX80		98-00	970195	970766	970011	970620
KX85		01-15	970195	970766	970011	970620
KX85-II	Large Wheel	05-15	970195	970766	970011	970620
KD100	Mini	76-79	-----	970915	-----	970915
KE100		76-01	-----	970915	-----	970915
KM100		76-81	-----	970915	-----	970915
KV100		76	-----	970915	-----	970915
KX100	KX100	09-15	970195	970766	970011	970620
KX100		95-96	970145	970728	970011	970620
KX100		97-08	970195	970766	970011	970620
KL110	KSR110	03-13	970197	970768	970009	970618
KL110	KSR-PRO	14-15	970197	970768	970009	970618
KLX110		02-15	-----	970944	-----	970915
KLX110L		10-15	-----	970944	-----	970915
KD125		76-79	-----	970936	-----	970937
KDX125		90-97	970145	970728	970189	970760
KDX125	KDX125SR	90-97	970145	970728	970189	970760
KE125		76-85	-----	970936	-----	970937
KE125		86-87	970184	970755	-----	970906
KLX125	KLX125	03-06	-----	970913	-----	970913
KLX125	D-Tracker 125	10-15	970143	970726	970009	970618
KLX125	KLX125	10-15	970143	970726	970009	970618
KLX125L		03-06	970154	970734	-----	970913
KMX125		86-86	970145	970728	970184	970755
KMX125		87-98	970169	970748	970184	970755

- accessories
- body
- handlebar & grips
- cables & levers
- exhaust
- engine
- fuel & intake
- electrical & ignition
- clutch
- drive
- bearings
- brakes**
- steering & suspension
- tires
- tools & shop

## VESRAH BRAKES

MODEL	NAME	YEAR	FRONT ORGANIC	FRONT FULL METAL	REAR ORGANIC	REAR FULL METAL
<b>KAWASAKI CONTINUED</b>						
KS125		76-85	-----	970936	-----	970937
KS125		86-87	970184	970755	-----	970906
KX125		01-08	970031	970637	970022	970630
KX125		74-76	-----	970936	-----	970937
KX125		78-81	-----	970936	-----	970937
KX125		82	970145	970728	-----	970937
KX125		83-85	970184	970755	-----	-----
KX125		86	970184	970755	970184	970755
KX125		87-88	970187	970758	970184	970755
KX125		89-93	970143	970726	970189	970760
KX125		94	970031	970637	970189	970760
KX125		95-96	970031	970637	970022	970630
KX125		97-00	970018	970626	970022	970630
KLX140	KLX140	08-15	970143	970726	970011	970620
KLX140L	KLX140L	08-15	970143	970726	970011	970620
KD175		76-79	-----	970936	-----	970937
KDX175	ALU	79	-----	970936	-----	970937
KDX175		80-82	-----	970936	-----	970937
KE175		76-78	-----	970936	-----	970938
KE175		80-83	-----	970936	-----	970943
KDX200		83-85	-----	970943	-----	-----
KDX200		86-88	970184	970755	-----	-----
KDX200	KDX200SR	88	970184	970755	970189	970760
KDX200		89-92	970184	970755	970189	970760
KDX200	KDX200SR	90-93	970143	970726	970189	970760
KDX200		93-94	970184	970755	970143	970726
KDX200		95-06	970031	970637	970189	970760
KMX200	(Mx200A/E793)	87-90	970145	970728	970184	970755
KX200		89	970143	970726	970189	970760
KDX220	KDX220R	94-05	970031	970637	970189	970760
KDX220	KDX220SR	94-99	970031	970637	970189	970760
KDX250		80-82	-----	970938	-----	970912
KDX250		83-84	-----	970938	-----	970937
KDX250	KDX250R	91-94	970143	970726	970189	970760
KDX250		92-93	970143	970726	970189	970760
KDX250E		91-92	970143	970726	970189	970760
KE250		77-79	-----	970938	-----	970912
KL250	KLR250	78-79	-----	970938	-----	970912
KL250	KLR250	80-82	-----	970936	-----	970943
KL250	Acier	83	-----	970936	-----	970943
KL250	KL250R	83-84	-----	970936	-----	970943
KL250	KLR250	84-05	970184	970755	-----	970943
KL250	Super Sherpa	97-09	970199	970770	970184	970755
KLE250		93-95	970203	970775	970184	970755
KLR250		85-93	970184	970755	-----	970943
KLX250		01-05	970031	970637	970022	970630
KLX250	KLX250S	06-07	970031	970637	970022	970630
KLX250		08-15	970143	970726	970058	970664
KLX250	D-Tracker X	08-15	970143	970726	970058	970664
KLX250	KLX250S	09-10	970143	970726	970058	970664
KLX250	KLX250SF	09-10	970143	970726	970058	970664
KLX250	KLX250S	12-15	970143	970726	970058	970664
KLX250		79-80	-----	970936	-----	970937
KLX250	KLX250R	93-96	970031	970637	970189	970760
KLX250	KLX250SR	93-97	970031	970637	970189	970760
KLX250	KLX250ES	94-97	970031	970637	970189	970760
KLX250	D-Tracker	98-07	970031	970637	970022	970630
KLX250		98-99	970031	970637	970022	970630
KLX250R	Acier	93-98	970031	970637	970189	970760
KLX250S	KLX250S	11-13	970143	970726	970058	970664
KLX250S	TKLX250S	14-15	970143	970726	970058	970664
KT250		75-76	-----	970936	-----	970937
KX250		01-08	970031	970637	970022	970630
KX250		74	-----	970937	-----	970912

## VESRAH BRAKES

MODEL	NAME	YEAR	FRONT ORGANIC	FRONT FULL METAL	REAR ORGANIC	REAR FULL METAL
<b>KAWASAKI CONTINUED</b>						
KX250		75-78	----	970938	----	970912
KX250		80-81	----	970938	----	970912
KX250		82	970145	970728	----	970937
KX250		83-85	970184	970755	----	970937
KX250		86	970184	970755	970184	970755
KX250		87-88	970187	970758	970184	970755
KX250		89-91	970143	970726	970189	970760
KX250		92-93	970143	970726	970189	970760
KX250		94	970031	970637	970189	970760
KX250		95-96	970031	970637	970022	970630
KX250		97-00	970018	970626	970022	970630
KX250F	KX250F	04-15	970031	970637	970113	970703
KX-250F (Racing Pads)		04-15	----	985103	----	985123
KLX300	KLX300R	96-07	970031	970637	970022	970630
KLX300R	Acier	97-98	970036	970641	970022	970630
KDX400		79-80	----	970938	----	970912
KLE400		91	970186	970757	970184	970755
KLE400		92-94	970203	970775	970184	970755
KLE400		95	970203	970775	970184	970755
KLE400		96	970203	970775	970184	970755
KLX400	KLX400SR	03-04	970031	970637	970022	970630
KX400		75-76	----	970938	----	970912
KDX420		81	----	970938	----	970912
KX420		80-81	----	970938	----	970912
KDX450		82	----	970938	----	970912
KLX450R		08-09	970031	970637	970113	970703
KX450F		06-16	970031	970637	970113	970703
KX-450F (Racing Pads)		06-15	----	985103	----	985123
KLE500		05	970203	970775	970184	970755
KLE500		06-07	970203	970775	970184	970755
KLE500		91-97	970186	970757	970184	970755
KLE500		98-04	970186	970757	970184	970755
KX500		83-85	970184	970755	----	970937
KX500		86	970184	970755	970184	970755
KX500		87-88	970187	970758	970184	970755
KX500		89-93	970143	970726	970189	970760
KX500		94-95	970031	970637	970189	970760
KX500		96-04	970031	970637	970022	970630
KL600	KLR 600	84-88	970184	970755	----	970937
KL650	KLR650	08-15	970143	970726	970092	972763
KL650	KLR650	87-95	970187	970758	970184	970755
KL650	Tengai	89-91	970186	970757	970184	970755
KL650	KLR650	95	970155	970735	970184	970755
KL650	KLR650	96	970187	970758	970184	970755
KL650	KLR650	96	970155	970735	970184	970755
KL650	KLR650	97	970187	970758	970184	970755
KL650	KLR650	97	970155	970735	970184	970755
KL650	KLR650	98	970187	970758	970184	970755
KL650	KLR650	98	970155	970735	970184	970755
KL650	KLR650	99-07	970187	970758	970184	970755
KLX650	KLX650R	93-95	970031	970637	970189	970760
KLX650	KLX650	93-98	970031	970637	970189	970760
KLX650	KLX650R	96-98	970031	970637	970022	970630
<b>KRAM-IT</b>						
ER125		89-93	970243	970789	970184	970755
MC250		89	970243	970789	970184	970755
ER300		89	970243	970789	970184	970755
<b>KTM</b>						
GXE50		89	970291	970836	----	----
GXR50		89	970291	970836	----	----
MX50		91	970291	970836	----	----
Supermoto		06	985025	970816	985025	970816
SX50	Pro Senior LC	02-03	985025	970816	----	----

- accessories
- body
- handlebar & grips
- cables & levers
- exhaust
- engine
- fuel & intake
- electrical & ignition
- clutch
- drive
- bearings
- brakes**
- steering & suspension
- tires
- tools & shop

## VESRAH BRAKES

MODEL	NAME	YEAR	FRONT ORGANIC	FRONT FULL METAL	REAR ORGANIC	REAR FULL METAL
<b>KTM CONTINUED</b>						
SX50	Senior Adventure	02-07	985025	970816	-----	-----
SX50	Pro Senior LC	04-15	985025	970816	985025	970816
SX50	Junior LC	07-09	985025	970816	-----	-----
SX50	Mini	07-15	985025	970816	-----	-----
SX60		99	970247	972785	970223	970786
SX65		00-01	970247	972785	970223	970786
SX65		02-03	970277	970824	970223	970786
SX65		04-08	970277	970824	985025	970816
SX65		09-15	970277	970824	970277	970824
XC65		08	970277	970824	985025	970816
XC65		09-10	970277	970824	970277	970824
MX80		86-91	970291	970836	-----	-----
SX85		04-10	970277	970824	970277	970824
SX85		11	970277	970824	985121	985129
SX85		12-15	985097	985113	985121	985129
XC85		08-09	970277	970824	970277	970824
SX105		07-09	970277	970824	970277	970824
XC105		08-09	970277	970824	970277	970824
SX105		10-11	970277	970824	970277	970824
EGS125		92	970248	970791	970184	970755
EGS125		93-94	970248	970791	970251	970795
EXC125	Sixdays	04-15	970248	970791	970272	970821
EXC125		94-03	970248	970791	970251	970795
EXE125		00	970248	970791	970272	970821
GS125		85	970216	970783	-----	-----
GS125		86	970216	970783	970216	970783
GSXC125		85	970216	970783	-----	-----
LC2 125		96-98	970248	970791	970251	970795
MX125		85	970216	970783	-----	-----
MX125		86	970216	970783	970216	970783
MX125		87	970244	970244	970244	970244
MX125		88	970237	970237	970237	970237
MX125		89-91	970184	970755	970184	970755
MX125		92-93	970248	970791	970184	970755
MXC125		85	970216	970783	-----	-----
MXC125		86	970216	970783	970216	970783
SM125		00	970248	970791	970251	970795
Sting 125		97-99	970246	970790	970251	970795
SX125		04-15	970248	970791	970272	970821
SX125		94-03	970248	970791	970251	970795
SX150		08-15	970248	970791	970272	970821
XC150		10-15	970248	970791	970272	970821
EXC200		04-13	970248	970791	970272	970821
XC-W200		07-15	970248	970791	970272	970821
250 Freeride 4T		14-15	985097	985113	985121	985129
EXC250		04-15	970248	970791	970272	970821
EXC250	Sixdays	04-15	970248	970791	970272	970821
EXC250		87	970244	970244	970244	970244
EXC250		95-03	970248	970791	970251	970795
EXC-F250		06-15	970248	970791	970272	970821
EXC-F250	Sixdays	06-15	970248	970791	970272	970821
FREERIDE 250R		14-15	985097	985113	970251	970795
GS250		85	970216	970783	-----	-----
GS250		86	970216	970783	970216	970783
GSXC250		85	970216	970783	-----	-----
MX250		85	970216	970783	-----	-----
MX250		86	970216	970783	970216	970783
MX250		87	970244	970244	970244	970244
MX250		87	970244	970244	970244	970244
MX250		87	970244	970244	970244	970244
MX250		87	970244	970244	970244	970244
MX250		88	970237	970237	970237	970237
MX250		89-91	970184	970755	970184	970755
MX250		92-93	970248	970791	970184	970755
MXC250		85	970216	970783	-----	-----



## VESRAH BRAKES

MODEL	NAME	YEAR	FRONT ORGANIC	FRONT FULL METAL	REAR ORGANIC	REAR FULL METAL
<b>KTM CONTINUED</b>						
MXC250		86	970216	970783	970216	970783
SX250 (Racing Pads)		00	-----	985114	-----	985130
SX250		03-15	970248	970791	970272	970821
SX250 (Racing Pads)		03-15	-----	985114	-----	985130
SX250		94-02	970248	970791	970251	970795
SX-F250		05-15	970248	970791	970272	970821
SX-F250 (Racing Pads)		05-15	-----	985114	-----	985130
XC250		06-15	970248	970791	970272	970821
XC-F250		06-15	970248	970791	970272	970821
XC-F-E250		06-09	970248	970791	970272	970821
XC-F-W250		06-10	970248	970791	970272	970821
XC-F-W250		12-15	970248	970791	970272	970821
XC-W250		06-15	970248	970791	970272	970821
XC300		10-15	970248	970791	970272	970821
XC-W300		06-15	970248	970791	970272	970821
EXC350		87	970244	970244	970244	970244
EXC350		88-90	970184	970755	970184	970755
EXC350		96-97	970248	970791	970251	970795
EXC350 LC4		94-95	970248	970791	970251	970795
EXC-F350		11-15	970248	970791	970272	970821
EXC-F350	Sixdays	11-15	970248	970791	970272	970821
Freeride 350		12-15	985097	985113	985121	985129
MX350		87	970244	970244	970244	970244
MX350		88	970237	970237	970237	970237
MX350		89-91	970184	970755	970184	970755
SX-F350		11-15	970248	970791	970272	970821
SX-F350 (Racing Pads)		11-15	-----	985114	-----	985130
XC-F350		11-15	970248	970791	970272	970821
XC-F-W350		12-15	970248	970791	970272	970821
SX360	Standard Forks	96-98	970248	970791	970251	970795
EXC380	Upside Down Forks	00-03	970248	970791	970251	970795
EXC380	Standard Forks	98-99	970248	970791	970251	970795
SX380	Upside Down Forks	00-03	970248	970791	970251	970795
SX380	Standard Forks	98-99	970248	970791	970251	970795
Duke400 LC4		94-98	970246	970790	970251	970795
EGS400/EFS-E/LSE	LC4 Endurance	96-99	970248	970791	970251	970795
EXC/EGS400	(USD)	00-02	970248	970791	970251	970795
EXC400	Racing (UDS)	00	970248	970791	970251	970795
EXC400	Racing	06-07	970248	970791	970272	970821
LC4 E400	Enduro	00-01	970248	970791	970251	970795
SC400	Super Competition LC4	96-99	970248	970791	970251	970795
SX400	Upside Down Forks	00-02	970248	970791	970251	970795
XC-W (4T)	Six Days/Champion Editio	10	970248	970791	970272	970821
XC-W 400		08-11	970248	970791	970272	970821
EXC440		94-95	970248	970791	970251	970795
SX440		94-95	970248	970791	970251	970795
EXC 450		10-11	970248	970791	970272	970821
EXC450		03	970248	970791	970251	970795
EXC450		04-05	970248	970791	970272	970821
EXC450	Racing	06-07	970248	970791	970272	970821
EXC-G450	Racing	06	970248	970791	970272	970821
EXC-R450		08	970248	970791	970272	970821
EXC-R450	(4T)	09-10	970248	970791	970272	970821
MXC450	Desert Racing	04-05	970248	970791	970272	970821
Rally 450		11-15	970248	970791	970251	970795
SMR450		04	-----	-----	970272	970821
SMR450		05-09	985094	970831	970272	970821
SX450		03-06	970248	970791	970272	970821
SX-F450		07-08	970269	970814	970251	970795
SX-F450		09-15	970248	970791	970272	970821
SX-F450 (Racing Pads)		09-15	-----	985114	-----	985130
XC-F450		08-15	970248	970791	970272	970821
XC-F450 (Racing Pads)		08-15	-----	985114	-----	985130

- accessories
- body
- handlebar & grips
- cables & levers
- exhaust
- engine
- fuel & intake
- electrical & ignition
- clutch
- drive
- bearings
- brakes**
- steering & suspension
- tires
- tools & shop

## VESRAH BRAKES

MODEL	NAME	YEAR	FRONT ORGANIC	FRONT FULL METAL	REAR ORGANIC	REAR FULL METAL
<b>KTM CONTINUED</b>						
XCR-W450		08	970248	970791	970272	970821
XCR-W450		13	970248	970791	970272	970821
XC-W450		08-15	970248	970791	970272	970821
EXC500	Sixdays	12-15	970248	970791	970272	970821
LC-4 EXC500		90-91	970184	970755	970184	970755
LC-4 MX 500		89	970237	970237	970237	970237
LC-4 MX500		90-91	970184	970755	970184	970755
MX500		92-94	970248	970791	970184	970755
MX500		95	970248	970791	970251	970795
XC-W500		12-15	970248	970791	970272	970821
XC-F505		09-15	970248	970791	970272	970821
XC-F505 (Racing Pads)		09-15	-----	985114	-----	985130
EXC520		01-03	970248	970791	970251	970795
SX520		01-03	970248	970791	970251	970795
EC525	Desert Racing	06	970248	970791	970272	970821
EXC525		03	970248	970791	970251	970795
EXC525		04-05	970248	970791	970272	970821
EXC525	Racing	06-07	970248	970791	970272	970821
EXC-G525	Racing	06	970248	970791	970272	970821
MXC525	Desert Racing	03	970248	970791	970251	970795
MXC525	Desert Racing	04	970248	970791	970272	970821
SMR525		04	-----	-----	970272	970821
SMR525		05	985094	970831	970272	970821
SX525		03-06	970248	970791	970272	970821
XC525	Racing	06	970248	970791	970272	970821
XC525	Desert Racing	07-12	970248	970791	970272	970821
EXC530	(4T)	09-11	985094	970831	970272	970821
EXC-R530		08	985094	970831	970272	970821
EXCR-W530		08	985094	970831	970272	970821
XC-W 530	(4T) Six Days	10	985094	970831	970272	970821
XC-W530		08-09	985094	970831	970272	970821
SXC540	Tiainen Replica	99	970248	970791	970251	970795
MXC550		96	970248	970791	970251	970795
SMR560		06-07	985094	970831	970272	970821
LC4 EXC600	Brembo Caliper	90-91	970184	970755	970184	970755
LC4 EXC600	Grimica Caliper	90-91	970237	970237	970237	970237
LC4 EXC600		92-93	970237	970237	970184	970755
LC4 MX/EXC 600		89	970237	970237	970237	970237
LC4 MX600	Brembo Caliper	90-91	970184	970755	970184	970755
LC4 MX600	Grimica Caliper	90-91	970237	970237	970237	970237
EXC620		96	970248	970791	970251	970795
LC4 620	SC-Supermoto	01	970248	970791	970251	970795
LC4 620	Supercompetition	01	970248	970791	970251	970795
LC4 RXC 620		95	970248	970791	970251	970795
LC4 SX 620		97	970248	970791	970251	970795
SX620		96-97	970248	970791	970251	970795
Duke620 LC4		94-98	970246	970790	970251	970795
EGS620 Enduro/EGS-E/LSE		96-99	970248	970791	970251	970795
EGS-E620	Adventure/Rallye	99	970248	970791	970251	970795
LC4 SC620	Supermoto	00	970248	970791	970251	970795
SC620	Super Competition	96-00	970248	970791	970251	970795
SX620		96-99	970248	970791	970251	970795
SX620/EXC/EGS		94	970248	970791	970184	970755
SX620/EXC/EGS		95	970248	970791	970251	970795
LC4 SC625	Super Competition	02	970248	970791	970251	970795
LC4 SC625	Supermoto	02	970248	970791	970251	970795
SMC625		05	970104	970695	970251	970795
SXC625		03	970248	970791	970251	970795
SXC625		04	970248	970791	970251	970795
SXC625		05	970248	970791	970272	970821
SXC625		06	970248	970791	970272	970821
640Duke II	All Models	01-06	970104	970695	970251	970795
LC4 640	Adventure	00-06	970248	970791	970251	970795
LC4-E 640	Enduro	00-04	970248	970791	970251	970795
LC4-E 640	Supermoto	00-06	970248	970791	970251	970795

## VESRAH BRAKES

MODEL	NAME	YEAR	FRONT ORGANIC	FRONT FULL METAL	REAR ORGANIC	REAR FULL METAL
<b>KTM CONTINUED</b>						
LC-R 640	Adventure R	00	970248	970791	970251	970795
SMC 640 LC4	Supermoto	05	970104	970695	970251	970795
Enduro R 690		09	970256	970798	970251	970795
Enduro R 690		10-15	970256	970798	970251	970795
Adventure 950		04-05	970256	970798	970251	970795
Super Enduro 950R		06-09	970256	970798	970248	970791
Supermoto 950		05-15	970269	970814	970248	970791
Supermoto 950R		07	970269	970814	970248	970791
Adventure 990		06-14	970256	970798	970248	970791
Adventure R 990		09-12	970256	970798	970248	970791
Adventure S 990		06-08	970256	970798	970248	970791
<b>KYMCO</b>						
Stryker Off		00-06	970168	970747	-----	-----
<b>LEM</b>						
RX150		11-14	-----	-----	985025	970816
<b>MAICO</b>						
GM250		85	970216	970783	-----	-----
GM250	Star	86	970139	970723	970139	970723
GP250	Enduro	87	970139	970723	970139	970723
GP250	Motocross	87	970139	970723	970139	970723
GP250	All Models	89	970237	970237	970237	970237
GP400	Enduro	87	970139	970723	970139	970723
GP400	Motocross	87	970139	970723	970139	970723
GP400	All Models	89	970237	970237	970237	970237
GM500		85	970216	970783	-----	-----
GM500	Star	86	970139	970723	970139	970723
GP500	Enduro	87	970139	970723	970139	970723
GP500	Motocross	87	970139	970723	970139	970723
GP500	All Models	89	970237	970237	970237	970237
<b>MALAGUTI</b>						
MDX50	Gold Enduro	87	970238	970238	970087	970087
MLX50	Enduro	87	970238	970238	970087	970087
MRX50		89	970216	970783	-----	-----
NKD50	Dragon	06-15	985096	985096	970096	970096
RST50	Sport	87	970233	970233	970233	970233
RST50		90	970216	970783	970216	970783
SL50	Centro	96	970249	972750	-----	-----
XSM50	Super Motard	03-15	970296	985115	970247	972785
XTM50		03-15	970247	972785	970247	972785
MGX450	Ronco	87	970233	970233	-----	-----
<b>MEGELLI</b>						
125M	Motard Frame	08-15	970014	970623	970038	970643
<b>MONTESA</b>						
Cota 125		88	970247	972785	970247	972785
Cota4RT		05-14	973012	985107	985013	985106
Cota 304		88	970247	972785	970247	972785
Cota 307		88-89	970247	972785	970247	972785
Cota 309		89	970247	972785	970216	970783
Cota 335		87-91	970247	972785	970247	972785
Cota315R		01-04	973012	985107	985013	985106
<b>MZ</b>						
Baghira 660		00-05	-----	-----	970184	970755
Baghira 660		96	970266	970266	-----	-----
<b>OSSA</b>						
TR280i		10-14	973012	985107	985013	985106
TR280i	Explorer	12-14	973012	985107	985013	985106
<b>POLINI</b>						
Polini	Mini Moto	03	985098	985098	-----	-----

- accessories
- body
- handlebar & grips
- cables & levers
- exhaust
- engine
- fuel & intake
- electrical & ignition
- clutch
- drive
- bearings
- brakes**
- steering & suspension
- tires
- tools & shop

## VESRAH BRAKES

MODEL	NAME	YEAR	FRONT ORGANIC	FRONT FULL METAL	REAR ORGANIC	REAR FULL METAL
<b>RIEJU</b>						
MR80	Cross	87	970247	972785	-----	-----
MR80	Enduro	87	970247	972785	-----	-----
MR80	C,E	88	970247	972785	-----	-----
<b>SCORPA</b>						
SR125	2T	11	973012	985107	985013	985106
SY125F Trial		05-15	973012	985107	985013	985106
TY-S 125F Trial		06-15	970247	972785	985013	985106
SY115 F Trial		06-15	973012	985107	985013	985106
SY250	(2T)	00-10	973012	985107	985013	985106
SY250	Long Ride	05-15	973012	985107	985013	985106
SY250F Trial		06-15	973012	985107	985013	985106
TY-S250 F Trial		06-15	985020	985110	970274	985117
<b>SHERCO</b>						
SE250I		12	970248	970791	970272	970821
SE250I-R		12	970248	970791	970272	970821
SE300I		12	970248	970791	970272	970821
SE300I-R	Enduro	12	970248	970791	970272	970821
SE450I-R		12	970248	970791	970022	970630
SE510I-R	Enduro	12	970248	970791	970022	970630
<b>SIMSON</b>						
80	lfa	89	970216	970783	-----	-----
<b>SUZUKI</b>						
DR-Z50		08-15	-----	970854	-----	970854
JR50	Mini	78-06	-----	970916	-----	970916
RB50	Gag	86	970145	970728	-----	970915
RB50	Mini	87	970145	970728	-----	970915
RM50	Mini	78-80	-----	970915	-----	970915
RM50	Mini	81-82	-----	970913	-----	970913
RV50		73-78	-----	970915	-----	970915
TS50ER	Auto	73	-----	970915	-----	970913
TS50ER	Auto	80-83	-----	970915	-----	970913
TS50K	Vitesse	79-80	-----	970915	-----	970915
TS50XK	Auto	84-88	-----	970914	-----	970923
TS50XK		91	-----	970914	-----	970923
TS50XK		92-93	-----	970914	-----	970923
TS50XK		94-95	-----	970914	-----	970914
RM60		03	-----	970944	-----	970944
RM60	Mini	79-80	-----	970915	-----	970915
RM60	Mini	81-83	-----	970913	-----	970913
RM65		03-05	970197	970768	970009	970618
DR70		08-10	-----	-----	-----	970854
DR-Z70		08-09	-----	970854	-----	970854
DR-Z70		15	-----	970854	-----	970854
TM75	Mini	74-76	-----	970915	-----	970915
TS75	Colt Mini	75-76	-----	970915	-----	970915
DS80	Mini	78-79	-----	970915	-----	970915
DS80	Mini	80-00	-----	970913	-----	970913
JR80		01-07	-----	970913	-----	970913
RM80	Mini	77-79	-----	970915	-----	970915
RM80	Mini	80-81	-----	970913	-----	970913
RM80	Mini	82-85	-----	-----	-----	970888
RM80	Mini	86-89	970145	970728	-----	970888
RM80	Mini	90-95	970145	970728	970169	970748
RM80	Mini	96-01	970154	970734	970169	970748
RM80L	Large Wheel	95-01	970154	970734	970169	970748
TS80ER		81-83	-----	970906	-----	970913
TS80X		84-88	-----	970914	-----	970923
RM85		02-04	970154	970734	970169	970748
RM85		05-15	970195	970766	970161	970740
RM85L		02-04	970154	970734	970169	970748
RM85L		05-15	970195	970766	970161	970740
RV90	Rover	72-77	-----	970915	-----	970915

## VESRAH BRAKES

MODEL	NAME	YEAR	FRONT ORGANIC	FRONT FULL METAL	REAR ORGANIC	REAR FULL METAL
<b>SUZUKI CONTINUED</b>						
TS90		71	----	970915	----	970906
TS90		72-73	----	970915	----	970906
DR100		83-90	----	970913	----	970913
DS100		78-81	----	970906	----	970906
RM100		03	970195	970766	970050	970655
RM100	Contender	76-78	----	970915	----	970906
RM100	Contender	79-81	----	970915	----	970915
SP100		83	----	970914	----	970913
TC100		73-75	----	970915	----	970906
TC100	Blazer	76-77	----	970915	----	970915
TM100		74-75	----	970915	----	970906
TS100	Noncho	73-75	----	970915	----	970906
TS100	Noncho	76-81	----	970906	----	970906
DR-Z110		03-05	----	970944	----	970915
DF125E	XA241-F	97-99	970050	970655	----	970906
DR125		82-84	----	970906	----	970906
DR125		85	----	970906	----	970906
DR125		86-88	970009	970618	----	970906
DR125E		94-95	970009	970618	----	970906
DR125S		82-84	----	970906	----	970906
DR125S	Raider	86-93	970009	970618	----	970906
DR125SE		87	970009	970618	----	970906
DR125SE	Jebel 125	93-01	970009	970618	----	970906
DR125SM		08-15	970031	970637	970022	970630
DR125SM (Racing Pads)		15	----	985103	----	985128
DR-Z125		03-13	----	970913	----	970913
DR-Z125		14	970154	970734	----	970913
DR-Z125L		03-15	970154	970734	----	970913
DS125		79-81	----	970906	----	970906
K125		82-95	----	970912	----	970912
RA125		86	970009	970618	----	970914
RM125		06	970031	970637	970058	970664
RM125		07-09	970031	970637	970022	970630
RM125		75-78	----	970906	----	970906
RM125		79-80	----	970906	----	970914
RM125		81-83	----	970917	----	970919
RM125		84	----	----	----	970919
RM125		85-86	970139	970723	----	970919
RM125		87	970143	970726	----	970919
RM125		88	970143	970726	970011	970620
RM125		89	970143	970726	970189	970760
RM125		90	970143	970726	970189	970760
RM125		91-92	970143	970726	970204	970776
RM125		93	970143	970726	970141	970725
RM125		94-95	970143	970726	970204	970776
RM125		96-05	970031	970637	970022	970630
RM125XC		09	970031	970637	970113	970703
SP125		82-83	----	970906	----	970906
SP125		86-88	970009	970618	----	970906
TC125	Prospector	73	----	970915	----	970906
TC125	Prospector	74-77	----	970906	----	970906
TF125	Farm Bike All Model	78-14	----	970906	----	970906
TL125S	Ihatovo	81	----	970847	----	970847
TM125		73-75	----	970915	----	970906
TS125	Duster	71-73	----	970915	----	970906
TS125	Duster	74-81	----	970906	----	970906
TS125ER		79-81	----	970906	----	970906
TS125R		89-97	970143	970726	970189	970760
TS125X		84	----	970906	----	970914
TS125X		85-88	970009	970618	----	970914
PE175	Enduro	78-79	----	970906	----	970906
PE175	Enduro	80-81	----	970906	----	----
PE175	Enduro	82-84	----	970917	----	----
RS175		80-82	----	970906	----	970914
DS185		78-80	----	970906	----	970906

- accessories
- body
- handlebar & grips
- cables & levers
- exhaust
- engine
- fuel & intake
- electrical & ignition
- clutch
- drive
- bearings
- brakes**
- steering & suspension
- tires
- tools & shop

## VESRAH BRAKES

MODEL	NAME	YEAR	FRONT ORGANIC	FRONT FULL METAL	REAR ORGANIC	REAR FULL METAL
<b>SUZUKI CONTINUED</b>						
TC185	Ranger	74-77	----	970906	----	970906
TS185	Sierra	71-73	----	970915	----	970906
TS185	Sierra	74-81	----	970906	----	970906
DF200E		97-99	970050	970655	----	970906
DR200		86-88	970009	970618	----	970906
DR200E		97-00	970050	970655	----	970906
DR200S		15	970050	970655	----	970906
DR200SE	Jebel 200	93-13	970009	970618	----	970906
SP200		86-88	970009	970618	----	970906
TS200R		89-94	970143	970726	970189	970760
DR250		82-83	----	970906	----	970906
DR250		85	970009	970618	----	970906
DR250		90-91	970143	970726	970189	970760
DR250		92-94	970143	970726	970204	970776
DR250E		93	970143	970726	970189	970760
DR250R		00	970031	970637	970204	970776
DR250R		95-98	970031	970637	970204	970776
DR250RL		95	970031	970637	970204	970776
DR250RL		96	970031	970637	970204	970776
DR250RL		97-98	970031	970637	970204	970776
DR250RX	Djebel 250XC	03-06	970031	970637	970204	970776
DR250RX	Djebel 250XC	96-03	970031	970637	970204	970776
DR250RXG	Djebel 250GP Sver	98-99	970031	970637	970204	970776
DR250RXG	Djebel 250GP Sver	99-00	970031	970637	970204	970776
DR250RXGL	Djebel 250GP Sver	98	970031	970637	970204	970776
DR250RXL	Djebel 250XC	96-98	970031	970637	970204	970776
DR250S		84-87	970009	970618	----	970906
DR250S		90-92	970143	970726	970189	970760
DR250SE		93-95	970143	970726	970189	970760
DR250SH		91	970143	970726	970189	970760
DR250SHE		91-92	970143	970726	970189	970760
DR-Z250		01-07	970031	970637	970204	970776
DS250		80	----	970912	----	970912
PE250	Enduro	77-79	----	970912	----	970912
PE250	Enduro	80-81	----	970915	----	970912
RM250	Champion	06	970031	970637	970058	970664
RM250	Champion	07-09	970031	970637	970022	970630
RM250	Champion	76-78	----	970906	----	970912
RM250	Champion	79-80	----	970912	----	970920
RM250	Champion	81-82	----	970918	----	970919
RM250	Champion	83-84	----	----	----	970919
RM250	Champion	85-86	970139	970723	----	970919
RM250	Champion	87-88	970143	970726	970011	970620
RM250	Champion	89-90	970143	970726	970189	970760
RM250	Champion	91-92	970143	970726	970141	970725
RM250	Champion	93-95	970143	970726	970204	970776
RM250	Champion	96-05	970031	970637	970022	970630
RM250XC	Champion	09	970031	970637	970113	970703
RMX250		89-90	970143	970726	970189	970760
RMX250		91-95	970143	970726	970204	970776
RMX250		96-00	970031	970637	970204	970776
RMX250S		92	970143	970726	970204	970776
RMX250S		93	970143	970726	970204	970776
RMX250S		94-95	970143	970726	970204	970776
RMX250S		96-98	970031	970637	970022	970630
RM-Z250		04	970031	970637	970113	970703
RM-Z250		05-06	970031	970637	970113	970703
RM-Z250		07-16	970031	970637	970113	970703
RM-Z250 (Racing Pads)		07-16	----	985103	----	985123
RS250		80-81	----	970906	----	970912
SP250		82-83	----	970920	----	970906
SP250		85	970009	970618	----	970906
TM250		72-75	----	970906	----	970912
TS250	Savage	71-81	----	970912	----	970912
TS250ER		79-83	----	970912	----	970912

## VESRAH BRAKES

MODEL	NAME	YEAR	FRONT ORGANIC	FRONT FULL METAL	REAR ORGANIC	REAR FULL METAL
<b>SUZUKI CONTINUED</b>						
TS250X		84-89	970009	970618	-----	970914
DR350		90-91	970143	970726	970189	970760
DR350		92-96	970143	970726	970204	970776
DR350		97-00	970031	970637	970204	970776
DR350S		90-98	970143	970726	970189	970760
DR350SE		94-97	970143	970726	970189	970760
DR350SE		98-99	970031	970637	970189	970760
DR370		78-79	-----	970906	-----	970912
RM370		76-77	-----	970906	-----	970912
SP370		78-80	-----	970912	-----	970912
DR400		80	-----	970906	-----	970912
DR400S		80-81	-----	970912	-----	970912
DR-Z400		00-06	970031	970637	970022	970630
DR-Z400E		00-07	970031	970637	970022	970630
DR-Z400S		00-15	970031	970637	970022	970630
DR-Z400SM		05-15	970031	970637	970022	970630
DR-Z400SMZ		07	970031	970637	970022	970630
PE400	Enduro	80-81	-----	970912	-----	970912
RM400		78	-----	970906	-----	970912
RM400		79-80	-----	970912	-----	970920
SP400		80	-----	970912	-----	970912
TM400		71-75	-----	970912	-----	970912
TS400		72-77	-----	970912	-----	970912
RM-X450		05-07	970031	970637	970113	970703
RM-X450		08-15	970031	970637	970022	970630
RM-X450Z		10-15	970031	970637	970022	970630
RM-Z450		05-07	970031	970637	970113	970703
RM-Z450 (Racing Pads)		07-16	-----	985103	-----	985128
RM-Z450		08-16	970031	970637	970022	970630
RM465	Apache	81-82	-----	970918	-----	970917
DR500		81-83	-----	970906	-----	970912
RM500		83-84	-----	-----	-----	970917
SP500		81-83	-----	970912	-----	970912
DR600R		89	970150	970150	970151	970732
DR600S		85-88	970166	970745	-----	970906
SP600		85	970166	970745	-----	970906
DR650D	Jebel	90-95	970150	970150	970151	970732
DR650R		90-91	970150	970150	970151	970732
DR650R		93	970150	970150	970151	970732
DR650RS		91	970150	970150	970151	970732
DR650RSE		91-93	970150	970150	970151	970732
DR650S		90-95	970150	970150	970151	970732
DR650SE		94-95	970150	970150	970151	970732
DR650SE		96-15	970031	970637	970189	970760
DR750	Big(Sr41B/E777)	89-90	970150	970150	970151	970732
DR750S	Big(Sr41B/E777)	88-89	970150	970150	-----	972786
DR800	S Big(Sr42B/F346)	90	970150	970150	970151	970732
DR800	S Big(Sr43B/F723)	91-94	970186	970757	970092	972763
DR800	Big(Sr43B/F723)	95	970186	970757	970092	972763
DR800	St Big	96	970155	970735	970092	972763
DR800S	Big	90	970150	970150	970151	970732
DR800S	Big	91-95	970186	970757	970092	972763
DR800S	Big	96	970155	970735	970092	972763
DR-Z 800		88-90	970150	970150	970050	970655
<b>TERRA MOTO</b>						
TDX125F		07	970089	970686	970089	970686
TDX125F	Krusha	07	970089	970686	970089	970686
TDX125F	Street Rippa	07	970089	970686	970089	970686
<b>TM</b>						
MX80		94-98	970145	970728	970011	970620
MX85	Junior	02-04	970248	970791	970251	970795
MX85 Vi	2T	04-08	970248	970791	970022	970630
MX100		02-03	970248	970791	970251	970795
125E	Enduro	02-03	970248	970791	970022	970630

- accessories
- body
- handlebar & grips
- cables & levers
- exhaust
- engine
- fuel & intake
- electrical & ignition
- clutch
- drive
- bearings
- brakes
- steering & suspension
- tires
- tools & shop

## VESRAH BRAKES

MODEL	NAME	YEAR	FRONT ORGANIC	FRONT FULL METAL	REAR ORGANIC	REAR FULL METAL
<b>TM CONTINUED</b>						
EN125		03-08	970248	970791	970022	970630
MX125		01-02	970248	970791	970022	970630
MX125		03-04	970248	970791	970251	970795
MX125		94-00	970248	970791	970251	970795
SMR125	2T	05-08	970246	970790	970022	970630
XC125	Enduro	02-03	970248	970791	970022	970630
MX144		07-08	970248	970791	970022	970630
250	Endro 4-Stroke	00	970248	970791	970251	970795
250	Endro 4-Stroke	01-02	970248	970791	970058	970664
250E	Enduro	02-03	970248	970791	970022	970630
EN250		03-08	970248	970791	970022	970630
EN250F	e.s.	03-08	970248	970791	970022	970630
MX250		01-03	970248	970791	970022	970630
MX250		94-00	970248	970791	970251	970795
MX250/300	2T	04-08	970248	970791	970022	970630
MX250F		03-04	970248	970791	970251	970795
XC250	Enduro	02-03	970248	970791	970022	970630
300E	Enduro	02-03	970248	970791	970022	970630
EN300	2T	01-08	970248	970791	970022	970630
MX300		02-03	970248	970791	970022	970630
XC300	Enduro	02-03	970248	970791	970022	970630
400	Cross 4-Stroke	00	970248	970791	970251	970795
400E	Enduro	02-03	970248	970791	970022	970630
EN450F	e.s.	03-08	970248	970791	970022	970630
MX450F		03-08	970248	970791	970022	970630
SMR 450 FES	4T	05-08	970246	970790	970022	970630
SMX450F	Competition(4T)	05-08	970269	970814	970022	970630
EN530F	e.s.	03-08	970246	970790	970022	970630
MX530F	4T	04-08	970248	970791	970022	970630
SMR530FES	4T	05-08	970246	970790	970022	970630
SMX530F	Competition	05-08	970269	970814	970022	970630
SMX660F	Competition	03-04	-----	-----	970022	970630
<b>TOMOS</b>						
MC50	Senior Pro	03-08	970238	970238	970238	970238
<b>VOR</b>						
MX400		02-03	970248	970791	970251	970795
EN400		02-03	970248	970791	970251	970795
EN450	Enduro	02-04	970248	970791	970251	970795
EN-E450	Enduro	03-04	970248	970791	970251	970795
MX450		03-04	970248	970791	970251	970795
SM-E450		03-04	970246	970790	970251	970795
MX500		02-03	970248	970791	970251	970795
EN530	Enduro	02-04	970248	970791	970251	970795
EN-E530	Enduro	03-04	970248	970791	970251	970795
MX530		03-04	970248	970791	970251	970795
SM-E530		03-04	970246	970790	970251	970795
<b>VTEMATI</b>						
C 450	MX	03-04	970248	970791	970251	970795
E 450	Enduro	03-04	970248	970791	970251	970795
S 450	Super Motard	03-04	970147	970730	970251	970795
S 450E	Super Motard	03-04	970147	970730	970251	970795
SR 450	Motard Racing	03-04	970147	970730	970251	970795
495		99-02	970248	970791	970251	970795
C 500	MX	03-04	970248	970791	970251	970795
E 501	Enduro	03-04	970248	970791	970251	970795
S 501	Super Motard	03-04	970147	970730	970251	970795
S 501E	Super Motard	03-04	970147	970730	970251	970795
C 570	MX	03-04	970248	970791	970251	970795
E 570	Enduro	03-04	970248	970791	970251	970795
S 570	Super Motard	03-04	970147	970730	970251	970795
S 570E	Super Motard	03-04	970147	970730	970251	970795
SR 600	Motard Racing	03-04	970147	970730	970251	970795



## VESRAH BRAKES

MODEL	NAME	YEAR	FRONT ORGANIC	FRONT FULL METAL	REAR ORGANIC	REAR FULL METAL
<b>YAMAHA</b>						
DT50		84-96	----	970891	----	970891
DT50	Lcd	98	970086	970684	----	----
DT50LC		88-90	----	970891	----	970891
DT50M	(2M5 2J7)	78-80	----	970882	----	970882
DT50MX	(5N6)	81-85	----	970882	----	970882
DT50MX	(1RE)	87-88	----	970891	----	970891
DT50R	(3HL)	88-90	970082	970681	----	970891
DT50R	(4CT2)	91-95	970082	970681	----	970891
DT50R	(5BK1)	97	970238	970238	----	970891
GT50		72-82	----	970882	----	970882
PW50	Y-Zinger Mini	90-15	----	970886	----	970886
PW50E		84-01	----	970886	----	970886
TT-R50E		06-15	----	970854	----	970854
TY50	(1G4)	78-80	----	970891	----	970891
TZR50R		93-97	970092	972763	970082	970681
YZ50		80	----	970888	----	970888
YZ60	Mini	81-83	----	970888	----	970888
DT80		81-82	----	970882	----	970882
DT80		83	----	970891	----	970891
DT80LC	(37A)	83-84	----	970885	----	970885
DT80LC2	(53W 2UW)	85-91	970082	970681	----	970885
DT80MX		81-83	----	970891	----	970891
DT80MXS	Espagne	84-87	----	970891	----	970891
GT80	Mini	74-76	----	970882	----	970882
GT80E	Mini	78-80	----	970882	----	970882
GTMX	Mini	74-79	----	970882	----	970882
MX80	Mini	80-82	----	970882	----	970882
PW80	(21W 4BC)	83-97	----	970888	----	970891
PW80	Y-Zinger Mini	93-10	----	970888	----	970891
TY80	(2V9)	77-82	----	970888	----	970882
YZ80	Competition	74-79	----	970888	----	970882
YZ80	Competition	80-85	----	970888	----	970888
YZ80	Competition	86-92	970086	970684	----	970888
YZ80	Competition	93-01	970086	970684	970011	970620
YZ85		02-03	970086	970684	970011	970620
YZ85		04-09	970086	970684	970011	970620
YZ85		10-15	970086	970684	970011	970620
TT-R90		00-07	----	970888	----	970891
TT-R90E		03-07	----	970888	----	970891
DT100		74-77	----	970882	----	970882
DT100		78-79	----	970882	----	970882
DT100		80-82	----	970882	----	970882
DT100		83	----	970891	----	970891
MX100		74-75	----	970882	----	970882
MX100		79-82	----	970882	----	970882
MX100		83	----	970891	----	970891
RT100		90	----	970891	----	970891
RT100	(3LU1)	91	----	970891	----	970891
RT100		92-00	----	970891	----	970891
YZ100		76-77	----	970883	----	970885
YZ100		78-81	----	970882	----	970885
YZ100		82-83	----	970891	----	970885
TT-R110E		08-15	----	970888	----	970891
DT125		74-76	----	970885	----	970885
DT125		78-84	----	970885	----	970885
DT125	Tenere Belgarda	88-92	970243	970789	----	970885
DT125LC	(10V 26F)	82-83	----	970885	----	970885
DT125LC	(34Y)	84	----	970885	----	970885
DT125LC	(57U 1HR)	85-88	970082	970681	----	970885
DT125MX	(2XA AJ3)	78-79	----	970885	----	970885
DT125MX		80-81	----	970885	----	970885
DT125R		85	970082	970681	----	970885
DT125R		88-03	970082	970681	970082	970681
DT125RE		04	970082	970681	970082	970681

- accessories
- body
- handlebar & grips
- cables & levers
- exhaust
- engine
- fuel & intake
- electrical & ignition
- clutch
- drive
- bearings
- brakes**
- steering & suspension
- tires
- tools & shop

## VESRAH BRAKES

MODEL	NAME	YEAR	FRONT ORGANIC	FRONT FULL METAL	REAR ORGANIC	REAR FULL METAL
<b>YAMAHA CONTINUED</b>						
DT125RE		05-07	970082	970681	970189	970760
DT125X		05-06	970256	970798	-----	970899
IT125		80-82	-----	970882	-----	970885
MX125		74-75	-----	970885	-----	970885
MX125		76	-----	970883	-----	970885
TDR125	Italie	89-92	970243	970789	970184	970755
TDR125		93	970230	970230	-----	-----
TDR125	(Italy)	99	970243	970789	970184	970755
TT-R125		00-04	-----	970891	-----	970891
TT-R125E		04-09	-----	970891	-----	970891
TT-R125L		00-06	970086	970684	-----	970891
TT-R125L		07	970086	970684	-----	970891
TT-R125L		08	970086	970684	-----	970891
TT-R125LE		04-15	970086	970684	-----	970891
TT-R125LW		00-08	970086	970684	-----	970891
TT-R125LWE		04-05	970086	970684	-----	970891
TT-R125LWE		08-10	970086	970684	-----	970891
TW125		03-04	970105	970696	-----	970902
TW125		99-02	970105	970696	-----	970891
TY125		80	-----	970882	-----	970885
WR125		91-97	970143	970726	970189	970760
WR125		98	970031	970637	970058	970664
WR125R		09-10	970062	970668	970251	970795
WR125X	Supermoto	09-10	970062	970668	970251	970795
XT125		82-83	-----	970885	-----	970891
XT125R	(3D61/3D63)	05-06	970274	985117	970274	985117
XT125R	(13D1)	07	970274	985117	970274	985117
XT125R	(13D3/13D5)	08-10	970274	985117	970274	985117
XT125X	(3D62/3D64)	05-06	985027	985101	970274	985117
XT125X	(13D2/13D4/13D6)	07-10	985027	985101	970274	985117
XTZ125		03-15	970143	970726	-----	970899
XTZ125E		04-15	970143	970726	-----	970899
XTZ125K	(5Y2,4,7)	04-05	970143	970726	-----	970899
YZ125	Competition	03-07	970031	970637	970113	970703
YZ125	Competition	08-16	970121	970708	970113	970703
YZ125	Competition	74-75	-----	970885	-----	970882
YZ125	Competition	76-83	-----	970883	-----	970885
YZ125	Competition	84	-----	970895	-----	970894
YZ125	Competition	85-86	970084	970084	-----	970894
YZ125	Competition	87	970084	970084	-----	970885
YZ125	Competition	88	970084	970084	970082	970681
YZ125	Competition	89	970143	970726	970011	970620
YZ125	Competition	90-93	970143	970726	970189	970760
YZ125	Competition	94-97	970143	970726	970204	970776
YZ125	Competition	98-02	970031	970637	970022	970630
DT175		74-76	-----	970885	-----	970885
DT175		78-81	-----	970885	-----	970885
IT175	Racer	77-83	-----	970883	-----	970885
MX175		74-75	-----	970882	-----	970885
MX175		79-81	-----	970882	-----	970885
TY175		75-76	-----	970882	-----	970885
YZ175		76	-----	970883	-----	970885
RT180		90-92	970087	970087	-----	970885
RT180		93	970087	970087	-----	970899
RT180		95-98	970082	970681	-----	970899
BW200	Big Wheel	85-86	-----	970891	-----	970891
BW200E	Big Wheel	86-88	-----	970891	-----	970891
BW200S		85-86	-----	970891	-----	970891
DT200R		84-87	970082	970681	-----	970885
DT200R	(2YY)	88-95	970082	970681	970082	970681
DT200WR		91-94	970143	970726	970189	970760
IT200	Competition	84-85	-----	970894	-----	970894
IT200	Competition	86	970084	970084	-----	970894
TT200		86	970082	970681	-----	970891
TW200	Trailway	00-11	970105	970696	-----	970891

## VESRAH BRAKES

MODEL	NAME	YEAR	FRONT ORGANIC	FRONT FULL METAL	REAR ORGANIC	REAR FULL METAL
<b>YAMAHA CONTINUED</b>						
TW200	Trailway	12-15	970107	972790	-----	970891
TW200	Trailway	87-91	-----	970885	-----	970891
TW200	Trailway	92-99	-----	970899	-----	970891
TW200E		00-01	970105	970696	-----	970891
TW200E	Trailway	98-99	-----	970899	-----	970891
WR200		92-97	970143	970726	970189	970760
WR200R		92	970143	970726	970143	970726
XT200		82-83	-----	970885	-----	970891
XT200		85	-----	970885	-----	970891
TT225		86-87	970082	970681	-----	970891
TT225		99	970082	970681	-----	970899
TT-R225		99-04	970082	970681	-----	970899
TW225E		02-07	970105	970696	-----	970902
XT225	Serow	01-07	970105	970696	-----	970891
XT225	Serow	85-00	970082	970681	-----	970891
XT225S	Serow	92-95	970082	970681	-----	970891
XT225W	Serow	93	970082	970681	970189	970760
XT225W	Serow	95-96	970082	970681	970189	970760
XT225WE	Serow	02-03	970105	970696	970189	970760
XT225WE	Serow	97-00	970105	970696	970189	970760
DT230	Ranza	97-98	970143	970726	970204	970776
TT-R230		05-15	970143	970726	-----	970899
DT250		74	-----	970890	-----	970890
DT250		75-79	-----	970884	-----	970890
IT250		77-80	-----	970883	-----	970884
IT250		81-82	-----	970883	-----	970890
IT250		83	-----	970888	-----	970890
IT250	(ALU 45J)	84	-----	970895	-----	970890
TT250		80-82	-----	970883	-----	970885
TT250		87-92	970084	970084	-----	970885
TT250R		93-95	970143	970726	970204	970776
TT250R		96	970143	970726	970189	970760
TT250R		97-99	970143	970726	970204	970776
TT-R250		99-06	970143	970726	970204	970776
TY250		74	-----	970882	-----	970885
TY250		76-77	-----	970882	-----	970885
TY250		81	-----	970883	-----	970890
TY250R		83-84	-----	970894	-----	970882
TY250R		90	970096	985118	-----	970891
TY250R		91-92	970096	985118	-----	970882
TY250S		83-84	-----	970894	-----	970882
TY250Z		93-96	970096	985118	970096	985118
TY250ZS	Scotish	95-96	970089	970686	970189	970760
WR250	Acier	91-97	970143	970726	970204	970776
WR250	Acier	98	970031	970637	970204	970776
WR250F		01-02	970031	970637	970022	970630
WR250F		03-15	970031	970637	970113	970703
WR250R		08-15	970031	970637	970113	970703
WR250X		08-15	970029	970635	970113	970703
WR250Z		91-97	970143	970726	970204	970776
WR250Z		98	970031	970637	970022	970630
XG250	Tricker	04-09	970105	970696	970189	970760
XG250	Tricker	10-15	970107	972790	970189	970760
XG250	Tricker	15	970107	972790	970189	970760
XT250	Serow 250	05-15	970107	972790	970189	970760
XT250	Serow 250S	08	970107	972790	970189	970760
XT250		80-84	-----	970885	-----	970885
XT250T		85	970082	970681	-----	970885
XT250X		06-15	970107	972790	970189	970760
XT2250	Tenere (Brasil)	07-09	970143	970726	970189	970760
YZ250	Competition	03-07	970031	970637	970113	970703
YZ250 (Racing Pads)		08-15	-----	985119	-----	985123
YZ250	Competition	08-16	970121	970708	970113	970703
YZ250	Competition	74-79	-----	970883	-----	970884

- accessories
- body
- handlebar & grips
- cables & levers
- exhaust
- engine
- fuel & intake
- electrical & ignition
- clutch
- drive
- bearings
- brakes**
- steering & suspension
- tires
- tools & shop

# BRAKES

## VESRAH BRAKES

MODEL	NAME	YEAR	FRONT ORGANIC	FRONT FULL METAL	REAR ORGANIC	REAR FULL METAL
<b>YAMAHA CONTINUED</b>						
YZ250	Competition	81	-----	970888	-----	970890
YZ250	Competition	82-84	-----	970895	-----	970885
YZ250	Competition	85-87	970084	970084	-----	970885
YZ250	Competition	88	970084	970084	970082	970681
YZ250	Competition	89	970143	970726	970011	970620
YZ250	Competition	90-93	970143	970726	970189	970760
YZ250	Competition	94-97	970143	970726	970204	970776
YZ250	Competition	98-02	970031	970637	970022	970630
YZ250F	Competition	01-02	970031	970637	970022	970630
YZ250F	Competition	03-07	970031	970637	970113	970703
YZ250F	Competition	08-15	970121	970708	970113	970703
YZ250F	Competition	16	985099	985120	970113	970703
YZ250FX		15	985099	985120	970113	970703
YZ250WR	Competition	89	970143	970726	970011	970620
YZ250WR	Competition	90	970143	970726	970189	970760
YZ450 (Racing Pads)		08-15	-----	985119	-----	985123
TT350		86-87	970084	970084	-----	970885
TT350	Acier	88-93	970084	970084	-----	970885
TY350		85-86	-----	970894	-----	970882
XT350		85-91	970082	970681	-----	970885
XT350		92-00	970082	970681	-----	970899
YZ360		89	970143	970726	970011	970620
DT400		75-78	-----	970884	-----	970890
IT400		76-79	-----	970883	-----	970884
MX400		75	-----	970883	-----	970884
WR400		98	970031	970637	970204	970776
WR400		99	970031	970637	970022	970630
WR400F		98-00	970031	970637	970022	970630
XT400		86	970082	970681	-----	972798
XT400E	Artesia	91	970094	970690	970082	970681
YZ400		76-79	-----	970883	-----	970884
YZ400		98	970031	970637	970204	970776
YZ400		99	970031	970637	970022	970630
YZ400F		98	970031	970637	970204	970776
YZ400F		99	970031	970637	970022	970630
IT425		80	-----	970883	-----	970884
WR426F		01-02	970031	970637	970022	970630
YZ426F		00-02	970031	970637	970022	970630
WR450F		03-15	970031	970637	970113	970703
YZ450F		03-07	970031	970637	970113	970703
YZ450F		08-15	970121	970708	970113	970703
YZ450F		16	985099	985120	970113	970703
IT465		81-82	-----	970895	-----	970890
YZ465		80	-----	970895	-----	970884
YZ465		81-82	-----	970895	-----	970890
IT490		82-85	-----	970895	-----	970890
YZ490		82-84	-----	970895	-----	970890
YZ490		85-90	970084	970084	-----	970890
IT500		76-81	-----	970883	-----	970884
TT500		76-81	-----	970883	-----	970884
WR500Z		92-93	970143	970726	970189	970760
XT500		76-82	-----	970884	-----	970890
XT500		83	970080	970679	-----	970890
XT500	(3BH 3ST)	86-89	970082	970681	-----	970890
XT550		82-83	-----	970890	-----	970890
DT600N		85	970082	970681	-----	970885
TT600		83-84	-----	970895	-----	970885
TT600		85-86	970082	970681	-----	970885
TT600	Acier	87-88	970082	970681	-----	970885
TT600	Acier	89	970087	970087	-----	970885
TT600	Acier	90-92	970084	970084	-----	970885
TT600	Acier	93-95	970248	970791	970189	970760
TT600E		94-01	970248	970791	970251	970795
TT600E	(4GV2)	94-95	970248	970791	970204	970776
TT600R		93-95	970248	970791	970189	970760

## VESRAH BRAKES

MODEL	NAME	YEAR	FRONT ORGANIC	FRONT FULL METAL	REAR ORGANIC	REAR FULL METAL
<b>YAMAHA CONTINUED</b>						
TT600R		97-02	970248	970791	970251	970795
TT600RE		04	970248	970791	970251	970795
XT600		84-89	970080	970679	-----	970890
XT600		90-95	970094	970690	970082	970681
XT600E		89	970094	970690	970082	970681
XT600E		90-95	970094	970690	970082	970681
XT600E		96-03	970094	970690	970082	970681
XTZ600	Tenere	83-85	970080	970679	-----	970890
XTZ600	Tenere Tambour	86-87	970087	970087	-----	970890
XTZ600	Tenere Disque	88-89	970087	970087	970082	970681
XT660R		04-15	970256	970798	970251	970795
XT660X	Super Moto	04-15	970104	970695	970251	970795
XT660Z	Tenere / ABS	08-15	970248	970791	970251	970795
XT660Z	Tenere / ABS	15	970248	970791	970251	970795
XTZ660		90-91	970125	970713	970081	970680
XTZ660	Tenere	91-98	970094	970690	970082	970681

## VESRAH BRAKE PRICING

970001	18.95	L	970044	22.95	L	970087	19.95	L	970130	18.95	L	970173	19.95	L
970002	18.95	L	970045	22.95	L	970088	19.95	L	970131	18.95	L	970174	22.95	L
970003	18.95	L	970046	18.95	L	970089	19.95	L	970132	18.95	L	970175	18.95	L
970004	20.95	L	970047	20.95	L	970090	19.95	L	970133	18.95	L	970176	18.95	L
970005	20.95	L	970048	20.95	L	970091	19.95	L	970134	18.95	L	970177	18.95	L
970006	18.95	L	970049	20.95	L	970092	19.95	L	970135	19.95	L	970178	18.95	L
970007	18.95	L	970050	18.95	L	970093	19.95	L	970136	19.95	L	970179	18.95	L
970008	18.95	L	970051	18.95	L	970094	19.95	L	970137	18.95	L	970180	18.95	L
970009	18.95	L	970052	18.95	L	970095	19.95	L	970138	19.95	L	970181	18.95	L
970010	20.95	L	970053	18.95	L	970096	19.95	L	970139	18.95	L	970182	19.95	L
970011	18.95	L	970054	18.95	L	970097	19.95	L	970140	19.95	L	970183	18.95	L
970012	18.95	L	970055	19.95	L	970098	20.95	L	970141	18.95	L	970184	18.95	L
970013	19.95	L	970056	19.95	L	970099	19.95	L	970142	19.95	L	970185	20.95	L
970014	18.95	L	970057	19.95	L	970100	20.95	L	970143	19.95	L	970186	22.95	L
970015	18.95	L	970058	19.95	L	970101	20.95	L	970144	18.95	L	970187	19.95	L
970016	20.95	L	970059	19.95	L	970102	20.95	L	970145	19.95	L	970188	21.95	L
970017	19.95	L	970060	20.95	L	970103	22.95	L	970146	19.95	L	970189	20.95	L
970018	19.95	L	970061	19.95	L	970104	19.95	L	970147	20.95	L	970190	21.95	L
970019	19.95	L	970062	21.95	L	970105	20.95	L	970148	19.95	L	970191	21.95	L
970020	19.95	L	970063	21.95	L	970106	20.95	L	970149	19.95	L	970192	21.95	L
970021	19.95	L	970064	20.95	L	970107	20.95	L	970150	20.95	L	970193	22.95	L
970022	19.95	L	970065	21.95	L	970108	22.95	L	970151	20.95	L	970194	22.95	L
970023	19.95	L	970066	21.95	L	970109	22.95	L	970152	22.95	L	970195	22.95	L
970024	20.95	L	970067	21.95	L	970110	22.95	L	970153	19.95	L	970196	22.95	L
970025	20.95	L	970068	21.95	L	970111	22.95	L	970154	19.95	L	970197	22.95	L
970026	20.95	L	970069	22.95	L	970112	22.95	L	970155	21.95	L	970198	22.95	L
970027	19.95	L	970070	18.95	L	970113	22.95	L	970156	22.95	L	970199	22.95	L
970028	19.95	L	970071	18.95	L	970114	22.95	L	970157	45.95	L	970200	22.95	L
970029	21.95	L	970072	18.95	L	970115	22.95	L	970158	22.95	L	970201	45.95	L
970030	20.95	L	970073	20.95	L	970116	22.95	L	970159	20.95	L	970202	19.95	L
970031	20.95	L	970074	20.95	L	970117	22.95	L	970160	22.95	L	970203	22.95	L
970032	20.95	L	970075	20.95	L	970118	45.95	L	970161	22.95	L	970204	20.95	L
970033	20.95	L	970076	18.95	L	970119	22.95	L	970162	22.95	L	970205	21.95	L
970034	21.95	L	970077	18.95	L	970120	22.95	L	970163	18.95	L	970206	22.95	L
970035	21.95	L	970078	19.95	L	970121	22.95	L	970164	19.95	L	970207	22.95	L
970036	21.95	L	970079	18.95	L	970122	22.95	L	970165	18.95	L	970208	22.95	L
970037	22.95	L	970080	19.95	L	970123	19.95	L	970166	18.95	L	970210	16.95	L
970038	21.95	L	970081	19.95	L	970124	19.95	L	970167	19.95	L	970211	18.95	L
970039	22.95	L	970082	18.95	L	970125	19.95	L	970168	19.95	L	970212	18.95	L
970040	22.95	L	970083	19.95	L	970126	19.95	L	970169	19.95	L	970213	18.95	L
970041	22.95	L	970084	18.95	L	970127	22.95	L	970170	19.95	L	970214	18.95	L
970042	22.95	L	970085	19.95	L	970128	18.95	L	970171	20.95	L	970215	15.95	L
970043	22.95	L	970086	18.95	L	970129	18.95	L	970172	20.95	L	970216	16.95	L

- accessories
- body
- handlebar & grips
- cables & levers
- exhaust
- engine
- fuel & intake
- electrical & ignition
- clutch
- drive
- bearings
- brakes**
- steering & suspension
- tires
- tools & shop

## VESRAH BRAKE PRICING CONTINUED

accessories
body
handlebar & grips
cables & levers
exhaust
engine
fuel & intake
electrical & ignition
clutch
drive
bearings
<b>brakes</b>
steering & suspension
tires
tools & shop

970217	18.95	L	970283	25.95	L	970667	31.95	L	970734	26.95	L	970801	29.95	L
970218	18.95	L	970284	18.95	L	970668	36.95	L	970735	33.95	L	970802	27.95	L
970219	18.95	L	970285	18.95	L	970669	36.95	L	970736	27.95	L	970803	22.95	L
970220	18.95	L	970286	18.95	L	970670	30.95	L	970737	48.95	L	970804	22.95	L
970221	18.95	L	970287	18.95	L	970671	35.95	L	970738	36.95	L	970805	34.95	L
970222	18.95	L	970288	18.95	L	970672	35.95	L	970739	37.95	L	970806	27.95	L
970223	18.95	L	970289	18.95	L	970673	35.95	L	970740	24.95	L	970807	31.95	L
970224	18.95	L	970290	16.95	L	970674	33.95	L	970741	39.95	L	970808	32.95	L
970225	19.95	L	970291	16.95	L	970675	41.95	L	970742	37.95	L	970809	27.95	L
970226	19.95	L	970292	16.95	L	970676	32.95	L	970743	33.95	L	970810	35.95	L
970227	19.95	L	970293	19.95	L	970677	32.95	L	970744	36.95	L	970811	30.95	L
970228	19.95	L	970294	19.95	L	970678	32.95	L	970745	31.95	L	970812	89.95	L
970229	19.95	L	970295	16.95	L	970679	36.95	L	970746	34.95	L	970813	30.95	L
970230	19.95	L	970296	21.95	L	970680	34.95	L	970747	28.95	L	970814	43.95	L
970231	19.95	L	970616	37.95	L	970681	30.95	L	970748	29.95	L	970815	33.95	L
970232	19.95	L	970617	37.95	L	970682	34.95	L	970749	34.95	L	970816	22.95	L
970233	19.95	L	970618	23.95	L	970683	37.95	L	970750	34.95	L	970817	29.95	L
970234	19.95	L	970619	33.95	L	970684	27.95	L	970751	34.95	L	970818	35.95	L
970235	19.95	L	970620	25.95	L	970685	35.95	L	970752	33.95	L	970819	27.95	L
970236	19.95	L	970621	34.95	L	970686	22.95	L	970753	39.95	L	970820	29.95	L
970237	19.95	L	970622	37.95	L	970687	31.95	L	970754	36.95	L	970821	24.95	L
970238	19.95	L	970623	34.95	L	970688	36.95	L	970755	28.95	L	970822	27.95	L
970239	19.95	L	970624	30.95	L	970689	36.95	L	970756	34.95	L	970823	34.95	L
970240	19.95	L	970625	31.95	L	970690	36.95	L	970757	35.95	L	970824	25.95	L
970241	19.95	L	970626	30.95	L	970691	39.95	L	970758	27.95	L	970825	38.95	L
970242	19.95	L	970627	31.95	L	970692	33.95	L	970759	28.95	L	970826	38.95	L
970243	19.95	L	970628	30.95	L	970693	38.95	L	970760	29.95	L	970827	38.95	L
970244	19.95	L	970629	35.95	L	970694	41.95	L	970761	29.95	L	970828	40.95	L
970245	19.95	L	970630	27.95	L	970695	34.95	L	970762	33.95	L	970829	38.95	L
970246	19.95	L	970631	33.95	L	970696	32.95	L	970763	33.95	L	970830	36.95	L
970247	19.95	L	970632	28.95	L	970697	30.95	L	970764	33.95	L	970831	31.95	L
970248	19.95	L	970633	29.95	L	970699	30.95	L	970765	39.95	L	970832	33.95	L
970249	16.95	L	970634	31.95	L	970700	33.95	L	970766	25.95	L	970833	41.95	L
970250	16.95	L	970635	36.95	L	970701	37.95	L	970767	31.95	L	970834	29.95	L
970251	19.95	L	970636	22.95	L	970702	34.95	L	970768	27.95	L	970835	27.95	L
970253	19.95	L	970637	28.95	L	970703	33.95	L	970769	29.95	L	970836	27.95	L
970254	18.95	L	970638	30.95	L	970704	31.95	L	970770	29.95	L	970837	27.95	L
970255	18.95	L	970639	38.95	L	970705	60.95	L	970771	29.95	L	970838	35.95	L
970256	19.95	L	970640	35.95	L	970706	30.95	L	970772	50.95	L	970839	30.95	L
970257	19.95	L	970641	33.95	L	970707	30.95	L	970773	36.95	L	970840	10.95	L
970258	16.95	L	970642	23.95	L	970708	27.95	L	970774	29.95	L	970841	17.95	L
970259	16.95	L	970643	34.95	L	970709	37.95	L	970775	35.95	L	970842	33.95	L
970260	22.95	L	970644	31.95	L	970710	31.95	L	970776	29.95	L	970843	22.95	L
970261	21.95	L	970645	32.95	L	970711	30.95	L	970777	39.95	L	970844	13.95	L
970262	16.95	L	970646	31.95	L	970712	30.95	L	970778	39.95	L	970845	20.95	L
970263	18.95	L	970647	41.95	L	970713	36.95	L	970779	33.95	L	970846	19.95	L
970264	16.95	L	970648	33.95	L	970714	34.95	L	970780	33.95	L	970847	11.95	L
970265	16.95	L	970649	37.95	L	970715	30.95	L	970781	39.95	L	970848	22.95	L
970266	21.95	L	970650	37.95	L	970716	37.95	L	970782	29.95	L	970849	28.95	L
970267	23.95	L	970651	37.95	L	970717	30.95	L	970783	27.95	L	970850	32.95	L
970268	23.95	L	970652	33.95	L	970718	30.95	L	970784	29.95	L	970851	21.95	L
970269	43.95	L	970653	33.95	L	970719	37.95	L	970785	29.95	L	970852	22.95	L
970270	16.95	L	970654	33.95	L	970720	33.95	L	970786	21.95	L	970853	33.95	L
970271	19.95	L	970655	25.95	L	970721	33.95	L	970787	25.95	L	970854	9.95	L
970272	23.95	L	970656	25.95	L	970722	36.95	L	970788	25.95	L	970855	14.95	L
970273	23.95	L	970657	34.95	L	970723	31.95	L	970789	28.95	L	970856	19.95	L
970274	23.95	L	970658	30.95	L	970724	34.95	L	970790	33.95	L	970857	19.95	L
970275	25.95	L	970659	30.95	L	970725	29.95	L	970791	31.95	L	970858	21.95	L
970276	23.95	L	970660	31.95	L	970726	28.95	L	970792	25.95	L	970859	18.95	L
970277	23.95	L	970661	30.95	L	970727	26.95	L	970794	24.95	L	970860	15.95	L
970278	23.95	L	970662	30.95	L	970728	29.95	L	970795	31.95	L	970861	12.95	L
970279	20.95	L	970663	35.95	L	970729	34.95	L	970796	39.95	L	970862	16.95	L
970280	18.95	L	970664	27.95	L	970730	34.95	L	970797	36.95	L	970863	19.95	L
970281	18.95	L	970665	27.95	L	970731	33.95	L	970798	31.95	L	970864	17.95	L
970282	23.95	L	970666	33.95	L	970732	31.95	L	970799	30.95	L	970865	30.95	L
						970733	35.95	L	970800	21.95	L			

## VESRAH BRAKE PRICING CONTINUED

970866	21.95	L	970906	14.95	L	970946	25.95	L	983976	84.95	L	985014	21.95	L
970867	17.95	L	970907	25.95	L	970947	110.95	L	983977	89.95	L	985015	21.95	L
970868	19.95	L	970908	25.95	L	970948	58.95	L	983978	84.95	L	985016	21.95	L
970869	13.95	L	970910	26.95	L	972750	24.95	L	983979	113.95	L	985017	21.95	L
970870	20.95	L	970912	19.95	L	972752	50.95	L	983980	130.95	L	985018	21.95	L
970871	21.95	L	970913	13.95	L	972754	25.95	L	983981	84.95	L	985019	21.95	L
970872	21.95	L	970914	16.95	L	972763	30.95	L	983982	84.95	L	985020	21.95	L
970873	20.95	L	970915	12.95	L	972765	19.95	L	983983	116.95	L	985021	21.95	L
970874	23.95	L	970916	11.95	L	972767	19.95	L	983984	159.95	L	985022	21.95	L
970875	23.95	L	970917	10.95	L	972769	54.95	L	983985	89.95	L	985023	21.95	L
970876	17.95	L	970918	19.95	L	972770	22.95	L	983986	84.95	L	985024	21.95	L
970877	17.95	L	970919	14.95	L	972771	84.95	L	983987	84.95	L	985025	21.95	L
970878	14.95	L	970920	17.95	L	972772	34.95	L	983988	84.95	L	985026	21.95	L
970879	19.95	L	970921	18.95	L	972776	18.95	L	983989	113.95	L	985027	21.95	L
970880	11.95	L	970922	27.95	L	972777	38.95	L	983990	138.95	L	985028	21.95	L
970881	27.95	L	970923	13.95	L	972778	38.95	L	983991	84.95	L	985029	21.95	L
970882	11.95	L	970924	13.95	L	972779	18.95	L	983992	113.95	L	985030	21.95	L
970883	17.95	L	970925	11.95	L	972780	43.95	L	983993	130.95	L	985031	21.95	L
970884	19.95	L	970926	12.95	L	972781	39.95	L	983994	84.95	L	985032	21.95	L
970885	13.95	L	970927	21.95	L	972784	24.95	L	983995	84.95	L	985033	21.95	L
970886	9.95	L	970928	24.95	L	972785	29.95	L	983996	116.95	L	985034	21.95	L
970888	11.95	L	970929	20.95	L	972786	26.95	L	983997	138.95	L	985035	21.95	L
970890	18.95	L	970930	23.95	L	972787	28.95	L	983998	84.95	L	985036	21.95	L
970891	14.95	L	970931	11.95	L	972789	21.95	L	983999	113.95	L	985037	21.95	L
970892	30.95	L	970932	31.95	L	972790	31.95	L	985000	130.95	L	985038	21.95	L
970893	21.95	L	970933	31.95	L	972792	22.95	L	985001	121.95	L	985039	21.95	L
970894	18.95	L	970934	22.95	L	972793	29.95	L	985002	140.95	L	985040	21.95	L
970895	17.95	L	970935	32.95	L	972796	29.95	L	985003	84.95	L	985041	21.95	L
970896	21.95	L	970936	12.95	L	972798	36.95	L	985004	84.95	L	985042	21.95	L
970897	18.95	L	970937	13.95	L	972988	41.95	L	985005	113.95	L	985043	21.95	L
970898	23.95	L	970938	19.95	L	973012	25.95	L	985006	84.95	L	985044	21.95	L
970899	20.95	L	970939	30.95	L	983969	93.95	L	985007	21.95	L	985045	21.95	L
970900	21.95	L	970940	24.95	L	983970	84.95	L	985008	21.95	L	985046	21.95	L
970901	31.95	L	970941	11.95	L	983971	84.95	L	985009	21.95	L	985047	21.95	L
970902	22.95	L	970942	11.95	L	983972	84.95	L	985010	21.95	L	985048	21.95	L
970903	14.95	L	970943	14.95	L	983973	84.95	L	985011	21.95	L	985049	21.95	L
970904	25.95	L	970944	11.95	L	983974	113.95	L	985012	21.95	L	985050	48.95	L
970905	21.95	L	970945	23.95	L	983975	130.95	L	985013	21.95	L	985051	30.95	L

- accessories
- body
- handlebar & grips
- cables & levers
- exhaust
- engine
- fuel & intake
- electrical & ignition
- clutch
- drive
- bearings
- brakes**
- steering & suspension
- tires
- tools & shop



## WILD BOAR DIRT BIKE BRAKES



Wild Boar brake pads and shoes are asbestos free and are available in two different grades: Semi-metallic made from a mixture of kevlar and carbon fiber suitable for general use or utility use and full metal made from a mixture of carbon, tin, lead, and other metallic elements for general replacement or high performance with a longer life. All pads and shoes are sold per pair, per wheel.



- accessories
- body
- handlebar & grips
- cables & levers
- exhaust
- engine
- fuel & intake
- electrical & ignition
- clutch
- drive
- bearings
- brakes**
- steering & suspension
- tires
- tools & shop

MAKE/MODEL	YEAR	FRONT SEMI-METALLIC		FRONT FULL METAL		REAR HYDRAULIC SEMI-METALLIC		REAR HYDRAULIC FULL METAL	
<b>BMW</b>									
G 450 X	08-11	121131	10.95 L	121201	16.95 L	121173	10.95 L	121217	17.95 L
F 650/650 ST (Chain driven/inc ABS)	93-00	121137	10.95 L	121205	25.95 L	121172	10.95 L	121216	19.95 L
F 650/650 GS (Chain driven/inc ABS)	93-08	121137	10.95 L	121205	25.95 L	121172	10.95 L	121216	19.95 L
F 650 GS (Twin Cyl)	08-12	121137	10.95 L	121205	25.95 L	121172	10.95 L	121216	19.95 L
F 650 CS (Belt Driven/inc ABS)	00-06	121137	10.95 L	121205	25.95 L	121172	10.95 L	121216	19.95 L
G 650 GS (Single cylinder/Chain Drive)	09-13	121137	10.95 L	121205	25.95 L	121172	10.95 L	121216	19.95 L
GF 650 X challenge	07-09	121137	10.95 L	121205	25.95 L	121172	10.95 L	121216	19.95 L
GF 650 X country	07-09	121137	10.95 L	121205	25.95 L	121172	10.95 L	121216	19.95 L
F 800 GS	08-12	121137	10.95 L	121205	25.95 L	121172	10.95 L	121216	19.95 L
HP2 'Enduro'	05-08	121137	10.95 L	121205	25.95 L	----		----	
<b>BETA</b>									
RR250 4T	05-08	121104	10.95 L	WB185R	22.10 J	121785	TBA	121211	22.95 L
RR/RS350 4T	11-12	121104	10.95 L	WB185R	22.10 J	121785	TBA	121211	22.95 L
SM400	10-11	121104	10.95 L	WB185R	22.10 J	121785	TBA	121211	22.95 L
SM450	10-11	121104	10.95 L	WB185R	22.10 J	121785	TBA	121211	22.95 L
RR400 4T	05-12	121104	10.95 L	WB185R	22.10 J	121785	TBA	121211	22.95 L
RR450 4T	05-12	121104	10.95 L	WB185R	22.10 J	121785	TBA	121211	22.95 L
RS450 4T	08-12	121104	10.95 L	WB185R	22.10 J	121785	TBA	121211	22.95 L
RR520 4T	11-12	121104	10.95 L	WB185R	22.10 J	121785	TBA	121211	22.95 L
RS520 4T	08-12	121104	10.95 L	WB185R	22.10 J	121785	TBA	121211	22.95 L
RR525 4T	05-11	121104	10.95 L	WB185R	22.10 J	121785	TBA	121211	22.95 L
SM525	10-11	121104	10.95 L	WB185R	22.10 J	121785	TBA	121211	22.95 L
<b>CPI</b>									
Enduro 50	06-08	121126	10.95 L	121196	18.95 L	121126	10.95 L	121196	18.95 L
Enduro 250	07-08	121126	10.95 L	121196	18.95 L	121126	10.95 L	121196	18.95 L
<b>GAS GAS</b>									
EC 50 Boy Air Cooled	05	121126	10.95 L	121196	18.95 L	----		----	
TXT 50 (Boy)	04-11	121126	10.95 L	121196	18.95 L	121126	10.95 L	121196	18.95 L
TXT 70	10-11	121126	10.95 L	121196	18.95 L	121126	10.95 L	121196	18.95 L
TXT 80	04-08	121126	10.95 L	121196	18.95 L	121126	10.95 L	121196	18.95 L
Enduros 125/250	00	121131	10.95 L	121201	16.95 L	121172	10.95 L	121216	19.95 L
Pampera 125/250/280	04	121944	TBA	121945	TBA	----		----	
Pampera 125/450	05-06	121944	TBA	121945	TBA	121159	7.95 L	121210	18.95 L
EC 125/200/250/300 ALL/2T	10-12	121104	10.95 L	WB185R	22.10 J	121785	TBA	121211	22.95 L
SM 125/250 (2T)	01-05	121132	10.95 L	121202	23.95 L	121159	7.95 L	121210	18.95 L
Enduro EC 200/250/300	97-99	121131	10.95 L	121201	16.95 L	121159	7.95 L	121210	18.95 L
MX200/250/300	99-00	121131	10.95 L	121201	16.95 L	121159	7.95 L	121210	18.95 L
Pampera 250/320	98-99	121126	10.95 L	121196	18.95 L	121126	10.95 L	121196	18.95 L
Contact JT25 (238cc)	93-94	121126	10.95 L	121196	18.95 L	121126	10.95 L	121196	18.95 L
SM 400 FSE (2T)	01-02	121132	10.95 L	121202	23.95 L	121159	7.95 L	121210	18.95 L
EC450	09	121104	10.95 L	WB185R	22.10 J	121159	7.95 L	121210	18.95 L
FSE450	05-08	121104	10.95 L	WB185R	22.10 J	121159	7.95 L	121210	18.95 L
SM 450	03-05	121132	10.95 L	121202	23.95 L	121159	7.95 L	121210	18.95 L
EC515	09	121104	10.95 L	WB185R	22.10 J	121159	7.95 L	121210	18.95 L



## WILD BOAR BRAKES CONTINUED

MAKE/MODEL	YEAR	FRONT SEMI-METALLIC			FRONT FULL METAL			REAR HYDRAULIC SEMI-METALLIC		REAR HYDRAULIC FULL METAL	
<b>HONDA</b>											
CRF 50F	04-12	121100	7.95	L	----	----	121100	7.95	L	----	----
XR 50R	00-03	121100	7.95	L	----	----	121100	7.95	L	----	----
CRF 70F	04-12	121101	10.95	L	----	----	121101	10.95	L	----	----
CR 80R	80-81	121102	10.95	L	----	----	121102	10.95	L	----	----
CR 80R	82	121102	10.95	L	----	----	121101	10.95	L	----	----
CR 80R	83-85	121101	10.95	L	----	----	121101	10.95	L	----	----
CR 80R	86-91	WB54X	7.95	J	WB54R	18.95	J	121101	10.95	L	----
CR 80R	92-00	WB54X	7.95	J	WB54R	18.95	J	121159	7.95	L	121210 18.95 L
CR 80R	01-02	WB843X	13.95	J	121206	16.95	L	121159	7.95	L	121210 18.95 L
CR 80RB	96-02	WB843X	13.95	J	121206	16.95	L	121159	7.95	L	121210 18.95 L
CRF 80F	04-12	121101	10.95	L	----	----	121101	10.95	L	----	----
CR 85R/RB	03-07	121101	10.95	L	----	----	121101	10.95	L	----	----
XL 80S	80-85	121102	10.95	L	----	----	121102	10.95	L	----	----
XR 80	79-84	121102	10.95	L	----	----	121102	10.95	L	----	----
XR 80R	85-04	121101	10.95	L	----	----	121101	10.95	L	----	----
CRF 100F	04-13	121101	10.95	L	----	----	121101	10.95	L	----	----
CRF 110R	13	121101	10.95	L	----	----	121101	10.95	L	----	----
XL 100	74	WB303	9.55	J	----	----	121102	10.95	L	----	----
XL 100	75-76	121102	10.95	L	----	----	121102	10.95	L	----	----
XL 100	77-78	WB303	9.55	J	----	----	121102	10.95	L	----	----
XL 100S	79-85	121102	10.95	L	----	----	121102	10.95	L	----	----
XR 100	81-84	121102	10.95	L	----	----	121102	10.95	L	----	----
XR 100R	85-04	121101	10.95	L	----	----	121101	10.95	L	----	----
XL 125	74-76	121102	10.95	L	----	----	121102	10.95	L	----	----
XL 125	77-78	WB303	9.55	J	----	----	121102	10.95	L	----	----
XL 125S	79-85	121102	10.95	L	----	----	121102	10.95	L	----	----
XL 125S	85	121103	11.95	L	----	----	121102	10.95	L	----	----
XLR 125R	93	121104	10.95	L	WB185R	22.10	J	121102	10.95	L	----
XLR 125R	97	121104	10.95	L	WB185R	22.10	J	121102	10.95	L	----
CR 125R	73-78	121102	10.95	L	----	----	121102	10.95	L	----	----
CR125R	79-81	121791	TBA		----	----	121103	11.95	L	----	----
CR125R	82	121103	11.95	L	----	----	121103	11.95	L	----	----
CR125R	83	121106	11.95	L	----	----	121106	11.95	L	----	----
CR125R	84-85	121107	10.95	L	121207	18.95	L	121106	11.95	L	----
CR125R	86	121107	10.95	L	121207	18.95	L	121946	TBA		----
CR125R	87-94	121108	10.95	L	121194	20.95	L	121159	7.95	L	121210 18.95 L
CR125R	95-01	121104	10.95	L	WB185R	22.10	J	121159	7.95	L	121210 18.95 L
CR125R	02-07	121104	10.95	L	WB185R	22.10	J	121161	10.95	L	121218 17.95 L
CRF150F	03-13	121104	10.95	L	WB185R	22.10	J	121102	10.95	L	----
CRF150R/RB	07-13	WB843X	13.95	J	121206	16.95	L	121161	10.95	L	121218 17.95 L
XL175	73-79	121947	TBA		----	----	121162	10.95	L	----	----
XL185S	79-83	121102	10.95	L	----	----	121102	10.95	L	----	----
XL200R	83-84	121102	10.95	L	----	----	121102	10.95	L	----	----
XLR200R	93	121104	10.95	L	WB185R	22.10	J	121102	10.95	L	----
XR200	80-84	121102	10.95	L	----	----	121102	10.95	L	----	----
XR200R	80-02	121102	10.95	L	----	----	121102	10.95	L	----	----
SL230	97-99	121104	10.95	L	WB185R	22.10	J	121159	7.95	L	121210 18.95 L
CRF230F	03-12	121104	10.95	L	WB185R	22.10	J	121102	10.95	L	----
CRF230 L	08-11	121104	10.95	L	WB185R	22.10	J	121159	7.95	L	121210 18.95 L
CR250M	76	121947	TBA		----	----	121947	TBA		----	----
CR250R	78-80	121791	TBA		----	----	121792	TBA		----	----
CR250R	81	121793	TBA		----	----	121103	11.95	L	----	----
CR250R	82-83	121795	TBA		----	----	121103	11.95	L	----	----
CR250R	84-85	121107	10.95	L	121207	18.95	L	121106	11.95	L	----
CR250R	86	121107	10.95	L	121207	18.95	L	121946	TBA		----
CR250R	87-88	121108	10.95	L	121194	20.95	L	121159	7.95	L	121210 18.95 L
CR250 R	89	121108	10.95	L	121194	20.95	L	121159	7.95	L	121210 18.95 L
CR 250 R	90-91	121108	10.95	L	121194	20.95	L	121159	7.95	L	121210 18.95 L
CR 250 R	92-94	121108	10.95	L	121194	20.95	L	121159	7.95	L	121210 18.95 L
CR250R	95-96	121104	10.95	L	WB185R	22.10	J	121159	7.95	L	121210 18.95 L
CR250R	97-01	121104	10.95	L	WB185R	22.10	J	121159	7.95	L	121210 18.95 L
CR250R	02-03	121104	10.95	L	WB185R	22.10	J	121161	10.95	L	121218 17.95 L

- accessories
- body
- handlebar & grips
- cables & levers
- exhaust
- engine
- fuel & intake
- electrical & ignition
- clutch
- drive
- bearings
- brakes**
- steering & suspension
- tires
- tools & shop

## WILD BOAR BRAKES CONTINUED

MAKE/MODEL	YEAR	FRONT SEMI-METALLIC			FRONT FULL METAL			REAR HYDRAULIC SEMI-METALLIC		REAR HYDRAULIC FULL METAL			
<b>HONDA CONTINUED</b>													
CR250R	04-07	121104	10.95	L	WB185R	22.10	J	121161	10.95	L	121218	17.95	L
CRF250R/X	04-13	121104	10.95	L	WB185R	22.10	J	121161	10.95	L	121218	17.95	L
CRF250L	13	----			----			121161	10.95	L	121218	17.95	L
CRM250AR	97	121104	10.95	L	WB185R	22.10	J	121159	7.95	L	121210	18.95	L
CRM250R	89	121104	10.95	L	WB185R	22.10	J	121164	16.95	L	----		
CRM250R	91	121104	10.95	L	WB185R	22.10	J	121159	7.95	L	121210	18.95	L
CRM250R	94	121104	10.95	L	WB185R	22.10	J	121159	7.95	L	121210	18.95	L
NX250 AX-1 (STREET)	88-90	121104	10.95	L	WB185R	22.10	J	121165	12.95	L	----		
XL250R	82-87	121103	11.95	L	----			121165	12.95	L	----		
XL250S	78-80	121947	TBA		----			121165	12.95	L	----		
XL250S	81	121947	TBA		----			121166	12.95	L	121166	12.95	L
XL250 DEGREE	91-93	121104	10.95	L	WB185R	22.10	J	121165	12.95	L	----		
XL250 DEGREE	95	121104	10.95	L	WB185R	22.10	J	121159	7.95	L	121210	18.95	L
XLR250R BAJA	89-90	121104	10.95	L	WB185R	22.10	J	121164	16.95	L	----		
XLR250RIII BAJA	91-92	121104	10.95	L	WB185R	22.10	J	121159	7.95	L	121210	18.95	L
XR250	79-80	121947	TBA		----			121165	12.95	L	----		
XR250L	93-96	121104	10.95	L	WB185R	22.10	J	121159	7.95	L	121210	18.95	L
XR250R	81-82	121793	TBA		----			121165	12.95	L	----		
XR250R	84-87	121107	10.95	L	121207	18.95	L	121102	10.95	L	----		
XR250R	88-89	121108	10.95	L	121194	20.95	L	121102	10.95	L	----		
XR250R	90	121108	10.95	L	121194	20.95	L	121159	7.95	L	121210	18.95	L
XR250R	91-95	121108	10.95	L	121194	20.95	L	121159	7.95	L	121210	18.95	L
XR250R	96-04	121104	10.95	L	WB185R	22.10	J	121159	7.95	L	121210	18.95	L
XR250SM	04	121104	10.95	L	WB185R	22.10	J	121161	10.95	L	121218	17.95	L
XR250III BAJA	95-00	121104	10.95	L	WB185R	22.10	J	121159	7.95	L	121210	18.95	L
XL350R	84-85	121107	10.95	L	121207	18.95	L	121165	12.95	L	----		
XR350R	83	121106	11.95	L	----			121102	10.95	L	----		
XR350R	84-85	121107	10.95	L	121207	18.95	L	121102	10.95	L	----		
XR400R	96-04	121104	10.95	L	WB185R	22.10	J	121159	7.95	L	121210	18.95	L
XR400RT ACIER (NE03)	96-98	121104	10.95	L	WB185R	22.10	J	121159	7.95	L	121210	18.95	L
XR440R	00	121104	10.95	L	WB185R	22.10	J	121159	7.95	L	121210	18.95	L
CR450R	81	121793	TBA		----			121103	11.95	L	----		
CRF450R	02-03	121104	10.95	L	WB185R	22.10	J	121161	10.95	L	121218	17.95	L
CRF450R	04-13	121104	10.95	L	WB185R	22.10	J	121161	10.95	L	121218	17.95	L
CRF450X	05-13	121104	10.95	L	WB185R	22.10	J	121161	10.95	L	121218	17.95	L
CR480R	82	121793	TBA		----			121103	11.95	L	----		
CR480R	83	121795	TBA		----			121106	11.95	L	----		
CR500R	84-85	121107	10.95	L	121207	18.95	L	121106	11.95	L	----		
CR500R	86	121107	10.95	L	121207	18.95	L	121946	TBA		----		
CR500R	87-94	121108	10.95	L	121194	20.95	L	121159	7.95	L	121210	18.95	L
CR500R	95-01	121104	10.95	L	WB185R	22.10	J	121159	7.95	L	121210	18.95	L
XL600V TRANSALP (PD10)	97-98	121104	10.95	L	WB185R	22.10	J	121167	10.95	L	----		
XR600R	93	121104	10.95	L	WB185R	22.10	J	121159	7.95	L	121210	18.95	L
XR650L	93-11	121104	10.95	L	WB185R	22.10	J	121159	7.95	L	121210	18.95	L
XR650R	00-07	121104	10.95	L	WB185R	22.10	J	121159	7.95	L	121210	18.95	L
XR750 AFRICA TWIN	93-01	121104	10.95	L	WB185R	22.10	J	121167	10.95	L	----		
XR750A TWIN (RD04 RD07)	93-98	121104	10.95	L	WB185R	22.10	J	121167	10.95	L	----		
<b>HUSABERG</b>													
All Models (Fixing pin at end of brake pad)	93-94	121131	10.95	L	121201	16.95	L	WB67X	13.95	J	121192	20.95	L
All Models (Fixing pin at end of brake pad)	95-99	121131	10.95	L	121201	16.95	L	121173	10.95	L	121217	17.95	L
ALL MX/ENDURO MODELS (Brembo 2 piston caliper 250mm frnt dsk)	00-08	121131	10.95	L	121201	16.95	L	121173	10.95	L	121217	17.95	L
ALL SUPERMOTARD MODELS (Beringer 4 piston caliper 310mm frnt dsk)	00-03	----			121943	24.95	L	121173	10.95	L	121217	17.95	L
FS SUPERMOTARD (FTE 4 piston caliper)	05-08	----			----			121173	10.95	L	121217	17.95	L
TE250	11-12	121131	10.95	L	121201	16.95	L	121173	10.95	L	121217	17.95	L
TE300	11-12	121131	10.95	L	121201	16.95	L	121173	10.95	L	121217	17.95	L
FE390	10-12	121131	10.95	L	121201	16.95	L	121173	10.95	L	121217	17.95	L
FE450 Enduro	09-12	121131	10.95	L	121201	16.95	L	121173	10.95	L	121217	17.95	L
FX450	10-11	121131	10.95	L	121201	16.95	L	121173	10.95	L	121217	17.95	L
FE570 Enduro	09-12	121131	10.95	L	121201	16.95	L	121173	10.95	L	121217	17.95	L
FS570 Supermoto	10-11	121131	10.95	L	121201	16.95	L	121173	10.95	L	121217	17.95	L

## WILD BOAR BRAKES CONTINUED

MAKE/MODEL	YEAR	FRONT SEMI-METALLIC		FRONT FULL METAL		REAR HYDRAULIC SEMI-METALLIC		REAR HYDRAULIC FULL METAL	
<b>HUSQVARNA</b>									
50 All Husky Boy	98-01	121784	TBA	----	----	121784	0.00	----	----
50 CR	98	121126	10.95 L	121196	18.95 L	----	----	----	----
50 CR Junior	05	121783	TBA	----	----	----	----	----	----
50 CR Senior Pro	05	121783	TBA	----	----	121125	12.95 L	----	----
SM50	02	121782	TBA	----	----	121126	10.95 L	121196	18.95 L
WR50	02	121782	TBA	----	----	121126	10.95 L	121196	18.95 L
CR 50	11	121783	TBA	----	----	121125	12.95 L	----	----
SM 50	11	121783	TBA	----	----	121125	12.95 L	----	----
CR 65	12	121128	10.95 L	121197	15.95 L	121799	TBA	121800	TBA
125CR	85-86	121129	10.95 L	121198	21.95 L	----	----	----	----
125CR	85-90	----	----	----	----	121780	----	----	----
125CR	95-99	121131	10.95 L	121201	16.95 L	121172	10.95 L	121216	19.95 L
125CR	00-01	121131	10.95 L	121201	16.95 L	121172	10.95 L	121216	19.95 L
125CR	02-04	121131	10.95 L	121201	16.95 L	121172	10.95 L	121216	19.95 L
125CR	05	121131	10.95 L	121201	16.95 L	121172	10.95 L	121216	19.95 L
125CR	06-08	121131	10.95 L	121201	16.95 L	121172	10.95 L	121216	19.95 L
125CR	95-04	121131	10.95 L	121201	16.95 L	----	----	----	----
125CR	05-10	121131	10.95 L	121201	16.95 L	121173	10.95 L	121217	17.95 L
SMS125/SMS-4 125	98-11	121131	10.95 L	121201	16.95 L	----	----	----	----
125VMX	91	121797	TBA	121798	TBA	WB67X	13.95 J	121192	20.95 L
125WMX	90	121129	10.95 L	121198	21.95 L	----	----	----	----
125 WMX	92	WB135X	13.95 J	121185	16.95 L	WB54X	7.95 J	WB54R	18.95 J
125WR	83-84	----	----	----	----	121780	TBA	----	----
125WR	85-86	121797	0.00	121798	0.00 L	----	----	----	----
125WR	85-90	----	----	----	----	121780	TBA	----	----
125WR	98-05	121131	10.95	121201	16.95 L	121172	10.95 L	121216	19.95 L
125WR	06-13	121131	10.95 L	121201	16.95 L	121173	10.95 L	121217	17.95 L
125WRE	02-11	121131	10.95 L	121201	16.95 L	121173	10.95 L	121217	17.95 L
125WRK	88	121797	TBA	121798	TBA	----	----	----	----
125WXC	94	WB135X	13.95 J	121185	16.95 L	WB54X	7.95 J	WB54R	18.95 J
125WXC	96	121131	10.95 L	121201	16.95 L	121172	10.95 L	121216	19.95 L
125WXE	90	121797	TBA	121798	TBA	----	----	----	----
125WXE	91	121797	TBA	121798	TBA	WB67X	13.95 J	121192	20.95 L
125WXE	92-94	WB135X	13.95 J	121185	16.95 L	WB54X	7.95 J	WB54R	18.95 J
125WXE	95-96	121131	10.95 L	121201	16.95 L	121172	10.95 L	121216	19.95 L
125XC	85	121129	10.95 L	121198	21.95 L	----	----	----	----
WR240	85-90	121797	TBA	121798	TBA	121780	TBA	----	----
WR240	91	121797	TBA	121798	TBA	----	----	----	----
WRK240	89-90	121797	TBA	121798	TBA	121781	TBA	----	----
250CR	85-87	121129	10.95 L	121198	21.95 L	121780	TBA	----	----
250CR	95-04	121131	10.95 L	121201	16.95 L	121172	10.95 L	121216	19.95 L
250CR	05	121131	10.95 L	121201	16.95 L	121173	10.95 L	121217	17.95 L
250WMX	92	WB135X	13.95 J	121185	16.95 L	WB54X	7.95 J	WB54R	18.95 J
250WMX	92-94	WB135X	13.95 J	121185	16.95 L	----	----	----	----
250WR	87-88	121797	TBA	121798	TBA	----	----	----	----
250WR	90-91	121797	TBA	121798	TBA	----	----	----	----
250WR	95-05	121131	10.95 L	121201	16.95 L	121172	10.95 L	121216	19.95 L
250WR	06-12	121131	10.95 L	121201	16.95 L	121173	10.95 L	121217	17.95 L
250WXC	93-94	WB135X	13.95 J	121185	16.95 L	WB54X	7.95 J	WB54R	18.95 J
250WXC	96	121131	10.95 L	121201	16.95 L	121172	10.95 L	121216	19.95 L
250WXE	90	121797	TBA	121798	TBA	----	----	----	----
250WXE	91	121797	TBA	121798	TBA	WB67X	13.95 J	121192	20.95 L
250WXE	92-94	WB135X	13.95 J	121185	16.95 L	WB54X	7.95 J	WB54R	18.95 J
250WXE	95-96	121131	10.95 L	121201	16.95 L	121172	10.95 L	121216	19.95 L
250XC	85	121129	10.95 L	121198	21.95 L	----	----	----	----
250XC	87-88	121797	TBA	121798	TBA	----	----	----	----
TE250	02-05	121131	10.95 L	121201	16.95 L	121172	10.95 L	121216	19.95 L
TE250	06-12	121131	10.95 L	121201	16.95 L	121173	10.95 L	121217	17.95 L
TC250	05-12	121131	10.95 L	121201	16.95 L	121173	10.95 L	121217	17.95 L
TXC250	08-13	121131	10.95 L	121201	16.95 L	121173	10.95 L	121217	17.95 L
260WXE	91	121797	TBA	121798	TBA	WB67X	13.95 J	121192	20.95 L
260WXE	92	WB135X	13.95 J	121185	16.95 L	WB54X	7.95 J	WB54R	18.95 J

- accessories
- body
- handlebar & grips
- cables & levers
- exhaust
- engine
- fuel & intake
- electrical & ignition
- clutch
- drive
- bearings
- brakes**
- steering & suspension
- tires
- tools & shop

## WILD BOAR BRAKES CONTINUED

MAKE/MODEL	YEAR	FRONT SEMI-METALLIC			FRONT FULL METAL			REAR HYDRAULIC SEMI-METALLIC		REAR HYDRAULIC FULL METAL			
<b>HUSQVARNA CONTINUED</b>													
WR300	09-12	121131	10.95	L	121201	16.95	L	121172	10.95	L	121216	19.95	L
TE310	09-13	121131	10.95	L	121201	16.95	L	121173	10.95	L	121217	17.95	L
TXC310	12-13	121131	10.95	L	121201	16.95	L	121173	10.95	L	121217	17.95	L
360WR	97-03	121131	10.95	L	121201	16.95	L	-----	-----	-----	-----	-----	-----
360WR	98-01	-----	-----	-----	-----	-----	-----	121172	10.95	L	121216	19.95	L
360WXC	93	WB135X	13.95	J	121185	16.95	L	-----	-----	-----	-----	-----	-----
360WXC	94	WB135X	13.95	J	121185	16.95	L	WB54X	7.95	J	WB54R	18.95	J
360WXC	96	121131	10.95	L	121201	16.95	L	121172	10.95	L	121216	19.95	L
360WXE	94-95	WB135X	13.95	J	121185	16.95	L	WB54X	7.95	J	WB54R	18.95	J
360WXE	96	121131	10.95	L	121201	16.95	L	121172	10.95	L	121216	19.95	L
SM400R	02	121132	10.95	L	121202	23.95	L	121172	10.95	L	121216	19.95	L
400TE	01-02	121131	10.95	L	121201	16.95	L	121172	10.95	L	121216	19.95	L
400XC	85	121129	10.95	L	121198	21.95	L	-----	-----	-----	-----	-----	-----
410TE	96-99	121131	10.95	L	121201	16.95	L	121172	10.95	L	121216	19.95	L
410E TE	00	121131	10.95	L	121201	16.95	L	121172	10.95	L	121216	19.95	L
410WEC	96	121131	10.95	L	121201	16.95	L	121172	10.95	L	121216	19.95	L
410WXC	96	121131	10.95	L	121201	16.95	L	121172	10.95	L	121216	19.95	L
430AE	85	121129	10.95	L	121198	21.95	L	-----	-----	-----	-----	-----	-----
430AE	87	121797	TBA		121798	TBA		-----	-----	-----	-----	-----	-----
430CR	87	121797	TBA		121798	TBA		-----	-----	-----	-----	-----	-----
430WR	87	121797	TBA		121798	TBA		-----	-----	-----	-----	-----	-----
TC449	11-12	121131	10.95	L	121201	16.95	L	121173	10.95	L	121217	17.95	L
SM450	01-05	121132	10.95	L	121202	23.95	L	121132	10.95	L	121202	23.95	L
SM450RR	06-08	121136	26.95	L	-----	-----	-----	121173	10.95	L	121217	17.95	L
SM450R	07-10	121136	26.95	L	-----	-----	-----	121173	10.95	L	121217	17.95	L
TC450	02-04	121131	10.95	L	121201	16.95	L	121172	10.95	L	121216	19.95	L
TC450	05-10	121131	10.95	L	121201	16.95	L	121173	10.95	L	121217	17.95	L
TE450	02-05	121131	10.95	L	121201	16.95	L	121172	10.95	L	121216	19.95	L
TE450	06-08	121131	10.95	L	121201	16.95	L	121173	10.95	L	121217	17.95	L
TE450	10	121131	10.95	L	121201	16.95	L	121173	10.95	L	121217	17.95	L
TXC450 CROSS COUNTRY	08	121131	10.95	L	121201	16.95	L	121173	10.95	L	121217	17.95	L
TXC450 CROSS COUNTRY	09-11	121131	10.95	L	121201	16.95	L	121173	10.95	L	121217	17.95	L
500CR	85-86	121129	10.95	L	121198	21.95	L	-----	-----	-----	-----	-----	-----
500TC	86	121129	10.95	L	121198	21.95	L	-----	-----	-----	-----	-----	-----
410 TC/TE	95-99	121131	10.95	L	121201	16.95	L	-----	-----	-----	-----	-----	-----
410 TC/TE	00	121131	10.95	L	121201	16.95	L	-----	-----	-----	-----	-----	-----
410 TC/TE	06	121131	10.95	L	121201	16.95	L	-----	-----	-----	-----	-----	-----
500XC	85-86	121129	10.95	L	121198	21.95	L	-----	-----	-----	-----	-----	-----
TE510	86-87	121129	10.95	L	121198	21.95	L	-----	-----	-----	-----	-----	-----
TE510	06-09	121131	10.95	L	121201	16.95	L	121173	10.95	L	121217	17.95	L
510TX	87-88	121797	TBA		121798	TBA		-----	-----	-----	-----	-----	-----
TC510	05-09	121131	10.95	L	121201	16.95	L	121173	10.95	L	121217	17.95	L
TXC510/11 CROSS COUNTRY	08-12	121131	10.95	L	121201	16.95	L	121173	10.95	L	121217	17.95	L
510WMX	89	121797	TBA		121798	TBA		WB67X	13.95	J	121192	20.95	L
510WXE	90	121797	TBA		121798	TBA		WB67X	13.95	J	121192	20.95	L
510R SM	05	121136	26.95	L	-----	-----	-----	121172	10.95	L	121216	19.95	L
510R SM	06-10	121136	26.95	L	-----	-----	-----	121173	10.95	L	121217	17.95	L
TE511	11-12	121131	10.95	L	121201	16.95	L	121173	10.95	L	121217	17.95	L
570TE	01	121131	10.95	L	121201	16.95	L	121172	10.95	L	121216	19.95	L
SM570R	01-04	121132	10.95	L	121202	23.95	L	121172	10.95	L	121216	19.95	L
TE570	02-04	121131	10.95	L	121201	16.95	L	121172	10.95	L	121216	19.95	L
610 LT	00	121135	10.95	L	121942	26.95	L	-----	-----	-----	-----	-----	-----
610 LT	00-01	-----	-----	-----	-----	-----	-----	121172	10.95	L	121216	19.95	L
610SM	97-98	-----	-----	-----	-----	-----	-----	121172	10.95	L	121216	19.95	L
610SM	00-06	121131	10.95	L	121201	16.95	L	121172	10.95	L	121216	19.95	L
SM610 S/IE	07-09	121136	26.95	L	-----	-----	-----	121173	10.95	L	121217	17.95	L
610TC	98	121135	10.95	L	121942	26.95	L	121172	10.95	L	121216	19.95	L
610TC	99	121131	10.95	L	121201	16.95	L	121172	10.95	L	121216	19.95	L
610TE	99	121131	10.95	L	121201	16.95	L	121172	10.95	L	121216	19.95	L
610/E TC	95-04	121131	10.95	L	121201	16.95	L	121172	10.95	L	121216	19.95	L
610/E TE	00-09	121131	10.95	L	121201	16.95	L	121172	10.95	L	121216	19.95	L
610VMX	91	121797	TBA		121798	TBA		WB67X	13.95	J	121192	20.95	L

## WILD BOAR BRAKES CONTINUED

MAKE/MODEL	YEAR	FRONT SEMI-METALLIC			FRONT FULL METAL			REAR HYDRAULIC SEMI-METALLIC		REAR HYDRAULIC FULL METAL			
<b>HUSQVARNA CONTINUED</b>													
610WEX	92	WB135X	13.95	J	121185	16.95	L	WB54X	7.95	J	WB54R	18.95	J
610WMX	92	WB135X	13.95	J	121185	16.95	L	WB54X	7.95	J	WB54R	18.95	J
610WXC	93-94	121797	TBA		121798	TBA		WB67X	13.95	J	121192	20.95	L
610WXC	96	121131	10.95	L	121201	16.95	L	121172	10.95	L	121216	19.95	L
610WXE	91	121797	TBA		121798	TBA		WB67X	13.95	J	121192	20.95	L
610WXE	94	121797	TBA		121798	TBA		WB67X	13.95	J	121192	20.95	L
610WXE	95-96	121131	10.95	L	121201	16.95	L	121172	10.95	L	121216	19.95	L
610SM	97-98	121132	10.95	L	121202	23.95	L	121172	10.95	L	121216	19.95	L
630SMR	06	121132	10.95	L	121202	23.95	L	121172	10.95	L	121216	19.95	L
630SMS	10-11	121132	10.95	L	121202	23.95	L	121172	10.95	L	121216	19.95	L
<b>KAWASAKI</b>													
KX60	85-03	121112	10.95	L	-----			121112	10.95	L	-----		
KX65	00-13	121113	14.95	L	121188	17.95	L	WB54X	7.95	J	WB54R	18.95	J
KDX80 Mini	80-83	121114	10.95	L	-----			121114	10.95	L	-----		
KDX80	84-88	121787	TBA		-----			121112	10.95	L	-----		
KX80 Mini	81-82	121114	10.95	L	-----			121114	10.95	L	-----		
KX80	83	121787	TBA		-----			121112	10.95	L	-----		
KX80	84-87	121116	7.95	L	121189	19.95	L	121112	10.95	L	-----		
KX80	88-96	121116	7.95	L	121189	19.95	L	WB843X	13.95	J	121206	16.95	L
KX80	97-00	121117	10.95	L	WB349R	22.25	J	WB843X	13.95	J	121206	16.95	L
KX85	01-13	121117	10.95	L	WB349R	22.25	J	WB843X	13.95	J	121206	16.95	L
KX100	95-96	121116	7.95	L	121189	19.95	L	WB843X	13.95	J	121206	16.95	L
KX100	97-13	121117	10.95	L	WB349R	22.25	J	WB843X	13.95	J	121206	16.95	L
KL110	03-06	121113	14.95	L	121188	17.95	L	WB54X	7.95	J	WB54R	18.95	J
KSR110	03-06	121113	14.95	L	121188	17.95	L	WB54X	7.95	J	WB54R	18.95	J
KLX110	02-13	121112	10.95	L	-----			-----			-----		
KX125	74-81	121779	TBA		-----			121121	10.95	L	-----		
KX125	82	121116	7.95	L	121189	19.95	L	121121	10.95	L	-----		
KX125	83-85	WB67X	13.95	J	121192	20.95	L	-----			-----		
KX 125	86	WB67X	13.95	J	121192	20.95	L	WB67X	13.95	J	121192	20.95	L
KX125	87-88	121119	10.95	L	121193	24.95	L	WB67X	13.95	J	121192	20.95	L
KX125	89-93	WB135X	13.95	J	121185	16.95	L	121168	10.95	L	121208	17.95	L
KX125	94	121104	10.95	L	WB185R	22.10	J	121168	10.95	L	121208	17.95	L
KX125	95-96	121104	10.95	L	WB185R	22.10	J	121159	7.95	L	121210	18.95	L
KX125	97-00	121108	10.95	L	121194	20.95	L	121159	7.95	L	121210	18.95	L
KX125	01-06	121104	10.95	L	WB185R	22.10	J	121159	7.95	L	121210	18.95	L
KLX140 A8F/APF (17" frnt whl, 14"rr)	08-13	WB135X	13.95	J	121185	16.95	L	WB843X	13.95	J	121206	16.95	L
KLX140 A8F/APF (19" frnt whl, 16"rr)	08-13	WB135X	13.95	J	121185	16.95	L	WB843X	13.95	J	121206	16.95	L
KLX150	09-11	WB135X	13.95	J	121185	16.95	L	WB843X	13.95	J	121206	16.95	L
KDX175	80-82	121779	TBA		-----			121121	10.95	L	-----		
EC200	00-01	121104	10.95	L	WB185R	22.10	J	-----			-----		
KDX200	83-85	121120	14.95	L	-----			-----			-----		
KDX200	86-88	WB67X	13.95	J	121192	20.95	L	-----			-----		
KDX200	89-92	WB67X	13.95	J	121192	20.95	L	121168	10.95	L	121208	17.95	L
KDX200	93-94	WB67X	13.95	J	121192	20.95	L	WB135X	13.95	J	121185	16.95	L
KDX200	95-06	121104	10.95	L	WB185R	22.10	J	121168	10.95	L	121208	17.95	L
KDX220	97-05	121104	10.95	L	WB185R	22.10	J	121168	10.95	L	121208	17.95	L
EC250	00-01	121104	10.95	L	WB185R	22.10	J	-----			-----		
KDX250	80-82	WB705	25.50	J	-----			-----			-----		
KDX250	83-84	WB705	25.50	J	-----			121121	10.95	L	-----		
KDX250	91-94	WB135X	13.95	J	121185	16.95	L	121168	10.95	L	121208	17.95	L
KLX250	94-07	121104	10.95	L	WB185R	22.10	J	121159	7.95	L	121210	18.95	L
KLX250	93-97	121104	10.95	L	WB185R	22.10	J	121168	10.95	L	121208	17.95	L
KLX250R	93-98	121104	10.95	L	WB185R	22.10	J	121168	10.95	L	121208	17.95	L
KLX250S	06-07	121104	10.95	L	WB185R	22.10	J	121159	7.95	L	121210	18.95	L
KLX250S	09-12	WB135X	13.95	J	121185	16.95	L	121159	7.95	L	121210	18.95	L
KX250	74	121121	10.95	L	-----			-----			-----		
KX250	80-81	WB705	25.50	J	-----			-----			-----		
KX250	82	121116	7.95	L	121189	19.95	L	121121	10.95	L	-----		
KX250	83-85	WB67X	13.95	J	121192	20.95	L	121121	10.95	L	-----		
KX250	86	WB67X	13.95	J	121192	20.95	L	WB67X	13.95	J	121192	20.95	L

- accessories
- body
- handlebar & grips
- cables & levers
- exhaust
- engine
- fuel & intake
- electrical & ignition
- clutch
- drive
- bearings
- brakes**
- steering & suspension
- tires
- tools & shop

## WILD BOAR BRAKES CONTINUED

MAKE/MODEL	YEAR	FRONT SEMI-METALLIC			FRONT FULL METAL			REAR HYDRAULIC SEMI-METALLIC		REAR HYDRAULIC FULL METAL	
<b>KAWASAKI CONTINUED</b>											
KX250	87-88	121119	10.95	L	121193	24.95	L	WB67X	13.95	J	121192 20.95 L
KX250	89-93	WB135X	13.95	J	121185	16.95	L	121168	10.95	L	121208 17.95 L
KX250	94	121104	10.95	L	WB185R	22.10	J	121168	10.95	L	121208 17.95 L
KX250	95-96	121104	10.95	L	WB185R	22.10	J	121159	7.95	L	121210 18.95 L
KX250	97-00	121108	10.95	L	121194	20.95	L	121159	7.95	L	121210 18.95 L
KX250	01-07	121104	10.95	L	WB185R	22.10	J	121159	7.95	L	121210 18.95 L
KX250F	06-13	121104	10.95	L	WB185R	22.10	J	121785	TBA		121211 22.95 L
KZ250 / LTD/CSR/BELT	80-83	----			----			121121	10.95	L	----
MC250	00-01	121104	10.95	L	WB185R	22.10	J	----			----
EC300	00-01	121104	10.95	L	WB185R	22.10	J	----			----
KLX300	97-07	121104	10.95	L	WB185R	22.10	J	121159	7.95	L	121210 18.95 L
KLX400 SR	03-04	121104	10.95	L	WB185R	22.10	J	121159	7.95	L	121210 18.95 L
KDX400	79-80	WB705	25.50	J	----			----			----
KX400	75-76	WB705	25.50	J	----			----			----
KDX420	81	WB705	25.50	J	----			----			----
KX420	80-81	WB705	25.50	J	----			----			----
KX450 F	06-13	121104	10.95	L	WB185R	22.10	J	121785	TBA		121211 22.95 L
KLX450 R	08-12	121104	10.95	L	WB185R	22.10	J	121785	TBA		121211 22.95 L
KDX450	82	WB705	25.50	J	----			----			----
KX450	06	121104	10.95	L	WB185R	22.10	J	121785	TBA		121211 22.95 L
KX500	83-85	WB67X	13.95	J	121192	20.95	L	121121	10.95	L	----
KX500	86	WB67X	13.95	J	121192	20.95	L	WB67X	13.95	J	121192 20.95 L
KX500	87-88	121119	10.95	L	121193	24.95	L	WB67X	13.95	J	121192 20.95 L
KX500	89-93	WB135X	13.95	J	121185	16.95	L	121168	10.95	L	121208 17.95 L
KX500	94-95	121104	10.95	L	WB185R	22.10	J	121168	10.95	L	121208 17.95 L
KX500	96-04	121104	10.95	L	WB185R	22.10	J	121159	7.95	L	121210 18.95 L
KLR650	87-07	121119	10.95	L	121193	24.95	L	WB67X	13.95	J	121192 20.95 L
KLR650	08-13	121123	10.95	L	121193	24.95	L	121170	10.95	L	121214 19.95 L
KL650 TENGAI	90-91	121124	10.95	L	----			WB67X	13.95	J	121192 20.95 L
KLX650	93-98	121104	10.95	L	WB185R	22.10	J	121168	10.95	L	121208 17.95 L
KLX650	93-95	121104	10.95	L	WB185R	22.10	J	121168	10.95	L	121208 17.95 L
KLX650R	96-98	121104	10.95	L	WB185R	22.10	J	121159	7.95	L	121210 18.95 L
<b>KTM</b>											
SX 50 Pro Senior LC	02-03	121125	12.95	L	121195	10.95	L	----			----
SX 50 Pro Junior LC	02-05	121125	12.95	L	121195	10.95	L	----			----
SX 50 Pro Senior LC	04-07	121125	12.95	L	121195	10.95	L	121125	12.95	L	121195 10.95 L
SX 50 Pro Senior LC (F 12"/10" wheels)	04-12	121125	12.95	L	121195	10.95	L	121125	12.95	L	121195 10.95 L
50 SUPERMOTO	06	121125	12.95	L	121195	10.95	L	121125	12.95	L	121195 10.95 L
SX 50 Junior LC	07-08	121125	12.95	L	121195	10.95	L	121125	12.95	L	121195 10.95 L
SX 50 Mini (F12"/R10" wheels)	07-08	121125	12.95	L	121195	10.95	L	121125	12.95	L	121195 10.95 L
SX 50 Mini (F10"/R10" wheels)	09-13	121125	12.95	L	121195	10.95	L	121125	12.95	L	121195 10.95 L
SX 60	98-99	121126	10.95	L	121196	18.95	L	----			----
SX 65	99	121127	11.95	L	----			121171	10.95	L	121215 18.95 L
SX 65	00-01	121126	10.95	L	121196	18.95	L	121171	10.95	L	121215 18.95 L
SX 65	02-03	121128	10.95	L	121197	15.95	L	121171	10.95	L	121215 18.95 L
SX 65	04-08	121128	10.95	L	121197	15.95	L	121125	12.95	L	121195 10.95 L
SX 65	09-13	121128	10.95	L	121197	15.95	L	121128	10.95	L	121128 10.95 L
XC 65	08	121128	10.95	L	121197	15.95	L	121125	12.95	L	121195 10.95 L
XC 65	09-10	121128	10.95	L	121197	15.95	L	121125	12.95	L	121195 10.95 L
MX 80	86-92	121129	10.95	L	121198	21.95	L	----			----
MX 85	90	121129	10.95	L	121198	21.95	L	----			----
SX 85	03-10	121128	10.95	L	121128	10.95	L	121128	10.95	L	121128 10.95 L
SX 85	11	121128	10.95	L	121128	10.95	L	121799	TBA		121800 TBA
SX 85	12'-13	121801	TBA		121802	TBA		121799	TBA		121800 TBA
XC 85	08-09	121128	10.95	L	121128	10.95	L	121128	10.95	L	121128 10.95 L
SX 105	07-11	121128	10.95	L	121128	10.95	L	121128	10.95	L	121128 10.95 L
XC 105	08-09	121128	10.95	L	121128	10.95	L	121128	10.95	L	121128 10.95 L
EXC 125	90-93	121130	13.95	L	121200	20.95	L	121130	13.95	L	121200 20.95 L
EXC 125	94-03	121131	10.95	L	121201	16.95	L	121172	10.95	L	121216 19.95 L
EXC125	04-07	121131	10.95	L	121201	16.95	L	121173	10.95	L	121217 17.95 L
GS125	98-90	WB67X	13.95	J	121192	20.95	L	WB67X	13.95	J	121192 20.95 L

## WILD BOAR BRAKES CONTINUED

MAKE/MODEL	YEAR	FRONT SEMI-METALLIC			FRONT FULL METAL			REAR HYDRAULIC SEMI-METALLIC		REAR HYDRAULIC FULL METAL	
<b>KTM CONTINUED</b>											
GS125	92	121131	10.95	L	121201	16.95	L	WB67X	13.95	J	121192 20.95 L
MX125	85	121129	10.95	L	121198	21.95	L	----			----
MX125	86	121129	10.95	L	121198	21.95	L	121129	10.95	L	121198 21.95 L
MX125	88	121130	13.95	L	121200	20.95	L	121130	13.95	L	121200 20.95 L
MX125	89-91	WB67X	13.95	J	121192	20.95	L	WB67X	13.95	J	121192 20.95 L
MX125	92	121131	10.95	L	121201	16.95	L	WB67X	13.95	J	121192 20.95 L
SX125	92-03	121131	10.95	L	121201	16.95	L	121172	10.95	L	121216 19.95 L
SX125	04-13	121131	10.95	L	121201	16.95	L	121173	10.95	L	121217 17.95 L
XC125	85-86	121129	10.95	L	121198	21.95	L	121129	10.95	L	121198 21.95 L
SX150	08-13	121131	10.95	L	121201	16.95	L	121173	10.95	L	121217 17.95 L
XC150	10-13	121131	10.95	L	121201	16.95	L	121173	10.95	L	121217 17.95 L
EXC200	98-03	121131	10.95	L	121201	16.95	L	121172	10.95	L	121216 19.95 L
XC/EXC200	04-08	121131	10.95	L	121201	16.95	L	121173	10.95	L	121217 17.95 L
XC-W 200	07-13	121131	10.95	L	121201	16.95	L	121173	10.95	L	121217 17.95 L
MXC200	98-99	121131	10.95	L	121201	16.95	L	121172	10.95	L	121216 19.95 L
SX200	03	121131	10.95	L	121201	16.95	L	121172	10.95	L	121216 19.95 L
SX200	04-05	121131	10.95	L	121201	16.95	L	121173	10.95	L	121217 17.95 L
XC 200	06-09	121131	10.95	L	121201	16.95	L	121173	10.95	L	121217 17.95 L
DXC250	92	121131	10.95	L	121201	16.95	L	WB67X	13.95	J	121192 20.95 L
SX85 (17/14" WHEELS)	12	121802	TBA		----			----			----
SX85 (19/16" WHEELS)	12	121802	TBA		----			----			----
DXC300	92	121131	10.95	L	121201	16.95	L	WB67X	13.95	J	121192 20.95 L
DXC550	92	121131	10.95	L	121201	16.95	L	WB67X	13.95	J	121192 20.95 L
EXC250	90-93	121130	13.95	L	121200	20.95	L	121130	13.95	L	121200 20.95 L
EXC250	94-95	121131	10.95	L	121201	16.95	L	WB67X	13.95	J	121192 20.95 L
EXC250	96-03	121131	10.95	L	121201	16.95	L	121172	10.95	L	121216 19.95 L
XC/EXC250	04-07	121131	10.95	L	121201	16.95	L	121173	10.95	L	121217 17.95 L
EXC-F 250	06	121131	10.95	L	121201	16.95	L	----			----
GS250	89-90	WB67X	13.95	J	121192	20.95	L	WB67X	13.95	J	121192 20.95 L
MX250	83-87	121129	10.95	L	121198	21.95	L	121129	10.95	L	121198 21.95 L
MX250	88	121130	13.95	L	121200	20.95	L	121130	13.95	L	121200 20.95 L
MX250	89-90	WB67X	13.95	J	121192	20.95	L	WB67X	13.95	J	121192 20.95 L
MX250	92	121131	10.95	L	121201	16.95	L	WB67X	13.95	J	121192 20.95 L
MXC250	93	121131	10.95	L	121201	16.95	L	WB67X	13.95	J	121192 20.95 L
MXC250	98	121131	10.95	L	121201	16.95	L	121172	10.95	L	121216 19.95 L
SX250	94-02	121131	10.95	L	121201	16.95	L	121172	10.95	L	121216 19.95 L
SX250	03-13	121131	10.95	L	121201	16.95	L	121173	10.95	L	121217 17.95 L
SX-F 250	05-13	121131	10.95	L	121201	16.95	L	121173	10.95	L	121217 17.95 L
EXC-F 250	06-07	121131	10.95	L	121201	16.95	L	121173	10.95	L	121217 17.95 L
XC 250	06-13	121131	10.95	L	121201	16.95	L	121173	10.95	L	121217 17.95 L
XC-W 250	06-13	121131	10.95	L	121201	16.95	L	121173	10.95	L	121217 17.95 L
XC-F 250	06-13	121131	10.95	L	121201	16.95	L	121173	10.95	L	121217 17.95 L
XC-F-W 250	06-12	121131	10.95	L	121201	16.95	L	121173	10.95	L	121217 17.95 L
TXC250	92	121131	10.95	L	121201	16.95	L	WB67X	13.95	J	121192 20.95 L
TXC300	92	121131	10.95	L	121201	16.95	L	WB67X	13.95	J	121192 20.95 L
XC250	84-86	121129	10.95	L	121198	21.95	L	121129	10.95	L	121198 21.95 L
XC250	87	121132	10.95	L	121202	23.95	L	121132	10.95	L	121202 23.95 L
XC250	88-89	121129	10.95	L	121198	21.95	L	121129	10.95	L	121198 21.95 L
EXC300	90-92	121130	13.95	L	121200	20.95	L	121130	13.95	L	121200 20.95 L
EXC300	93	121131	10.95	L	121201	16.95	L	WB67X	13.95	J	121192 20.95 L
EXC300	94-03	121131	10.95	L	121201	16.95	L	121172	10.95	L	121216 19.95 L
EXC300	04-05	121131	10.95	L	121201	16.95	L	121173	10.95	L	121217 17.95 L
GSXC/GS 300	85	121129	10.95	L	121198	21.95	L	121794	TBA		----
MX/MXC300	85	121129	10.95	L	121198	21.95	L	121794	TBA		----
MX300	91-92	121131	10.95	L	121201	16.95	L	WB67X	13.95	J	121192 20.95 L
MXC300	94-99	121131	10.95	L	121201	16.95	L	121172	10.95	L	121216 19.95 L
MXC300 Desert Racing	04-06	121131	10.95	L	121201	16.95	L	121173	10.95	L	121217 17.95 L
SX300	94-96	121131	10.95	L	121201	16.95	L	121172	10.95	L	121216 19.95 L
XC300	89-90	121129	10.95	L	121198	21.95	L	121129	10.95	L	121198 21.95 L
XC300	06-13	121131	10.95	L	121201	16.95	L	121173	10.95	L	121217 17.95 L
XC-W 300	06-13	121131	10.95	L	121201	16.95	L	121173	10.95	L	121217 17.95 L
350 Freeride	12	----			----			121171	10.95	L	121215 18.95 L

- accessories
- body
- handlebar & grips
- cables & levers
- exhaust
- engine
- fuel & intake
- electrical & ignition
- clutch
- drive
- bearings
- brakes**
- steering & suspension
- tires
- tools & shop

## WILD BOAR BRAKES CONTINUED

MAKE/MODEL	YEAR	FRONT SEMI-METALLIC			FRONT FULL METAL			REAR HYDRAULIC SEMI-METALLIC		REAR HYDRAULIC FULL METAL			
<b>KTM CONTINUED</b>													
EXC-F 350	12-13	121131	10.95	L	121201	16.95	L	121173	10.95	L	121217	17.95	L
SX-F 350	11-13	121131	10.95	L	121201	16.95	L	121173	10.95	L	121217	17.95	L
XC-F 350	11-13	121131	10.95	L	121201	16.95	L	121173	10.95	L	121217	17.95	L
XC-F-W 350	12-13	121131	10.95	L	121201	16.95	L	121173	10.95	L	121217	17.95	L
XC350	85	121129	10.95	L	121198	21.95	L	121129	10.95	L	121198	21.95	L
XC350	87	121133	10.95	L	121203	24.95	L	121133	10.95	L	121203	24.95	L
350 FREERIDE	12	121802	TBA		----			----			----		
FREERIDE E	12	121802	TBA		----			----			----		
EXC360	96-97	121131	10.95	L	121201	16.95	L	121172	10.95	L	121216	19.95	L
MXC360	96-97	121131	10.95	L	121201	16.95	L	121172	10.95	L	121216	19.95	L
SX360	96-98	121131	10.95	L	121201	16.95	L	121172	10.95	L	121216	19.95	L
SX380	98-03	121131	10.95	L	121201	16.95	L	121172	10.95	L	121216	19.95	L
EGS400	96-99	121131	10.95	L	121201	16.95	L	121172	10.95	L	121216	19.95	L
EXC400	94	121131	10.95	L	121201	16.95	L	WB67X	13.95	J	121192	20.95	L
EXC400	96	121131	10.95	L	121201	16.95	L	121172	10.95	L	121216	19.95	L
EXC400	00-01	121131	10.95	L	121201	16.95	L	121172	10.95	L	121216	19.95	L
XC/EXC400	04-07	121131	10.95	L	121201	16.95	L	121173	10.95	L	121217	17.95	L
LC4 EXC400	93	121131	10.95	L	121201	16.95	L	WB67X	13.95	J	121192	20.95	L
LC4 EXC400	94	121131	10.95	L	121201	16.95	L	121172	10.95	L	121216	19.95	L
LC4 EXC400	98	121131	10.95	L	121201	16.95	L	121172	10.95	L	121216	19.95	L
LC4 RXC400	95	121131	10.95	L	121201	16.95	L	121172	10.95	L	121216	19.95	L
LC4 SX400	98	121131	10.95	L	121201	16.95	L	121172	10.95	L	121216	19.95	L
LC4-E400	00-01	121131	10.95	L	121201	16.95	L	121172	10.95	L	121216	19.95	L
RXC400	97-99	121131	10.95	L	121201	16.95	L	121172	10.95	L	121216	19.95	L
SC400	96-99	121131	10.95	L	121201	16.95	L	121172	10.95	L	121216	19.95	L
SX400	00-02	121131	10.95	L	121201	16.95	L	121172	10.95	L	121216	19.95	L
SXC400	99	121131	10.95	L	121201	16.95	L	121172	10.95	L	121216	19.95	L
XC-W 400	08-11	121131	10.95	L	121201	16.95	L	121173	10.95	L	121217	17.95	L
EXC440	94-95	121131	10.95	L	121201	16.95	L	WB67X	13.95	J	121192	20.95	L
MXC440	95	121131	10.95	L	121201	16.95	L	121172	10.95	L	121216	19.95	L
EXC450 Enduro Racing	03	121131	10.95	L	121201	16.95	L	121172	10.95	L	121216	19.95	L
XC/EXC450	04-07	121131	10.95	L	121201	16.95	L	121173	10.95	L	121217	17.95	L
EXC-R 450	08	121131	10.95	L	121201	16.95	L	121173	10.95	L	121217	17.95	L
EXC 450	09-11	121131	10.95	L	121201	16.95	L	121173	10.95	L	121217	17.95	L
SMR450	05-06	121788	TBA		121789	TBA		121173	10.95	L	121217	17.95	L
SX450 SM Factory Replica	04	121132	10.95	L	121202	23.95	L	121173	10.95	L	121217	17.95	L
SX-F 450 (USD)	03-13	121132	10.95	L	121202	23.95	L	121173	10.95	L	121217	17.95	L
XC-F 450	08-09/ 13	121131	10.95	L	121201	16.95	L	121173	10.95	L	121217	17.95	L
XC-W 450 All	08-12	121131	10.95	L	121201	16.95	L	121173	10.95	L	121217	17.95	L
XCR-W450	13	121131	10.95	L	121201	16.95	L	121173	10.95	L	121217	17.95	L
EXC 500	12-13	121131	10.95	L	121201	16.95	L	121173	10.95	L	121217	17.95	L
GX500	83	121129	10.95	L	121198	21.95	L	----			----		
MX500	82-85	121129	10.95	L	121198	21.95	L	----			----		
MX500	86	121129	10.95	L	121198	21.95	L	121129	10.95	L	121198	21.95	L
MX500	87	121133	10.95	L	121203	24.95	L	121133	10.95	L	121203	24.95	L
MX500	88	121130	13.95	L	121200	20.95	L	121130	13.95	L	121200	20.95	L
MX500	89-90	WB67X	13.95	J	121192	20.95	L	WB67X	13.95	J	121192	20.95	L
MX500	92-95	121131	10.95	L	121201	16.95	L	WB67X	13.95	J	121192	20.95	L
XC-W 500	12-13	121131	10.95	L	121201	16.95	L	121173	10.95	L	121217	17.95	L
SX500	92	121131	10.95	L	121201	16.95	L	121172	10.95	L	121216	19.95	L
SX-F 505	07-08	121132	10.95	L	121202	23.95	L	121173	10.95	L	121217	17.95	L
XC-F 505	08-09	121131	10.95	L	121201	16.95	L	121173	10.95	L	121217	17.95	L
EXC520	01-03	121131	10.95	L	121201	16.95	L	121172	10.95	L	121216	19.95	L
SX520	01-03	121131	10.95	L	121201	16.95	L	121172	10.95	L	121216	19.95	L
EXC525	04-07	121131	10.95	L	121201	16.95	L	121173	10.95	L	121217	17.95	L
MXC525	03	121131	10.95	L	121201	16.95	L	121172	10.95	L	121216	19.95	L
MXC525	04-05	121131	10.95	L	121201	16.95	L	121173	10.95	L	121217	17.95	L
SMR525	05	121788	TBA		121789	TBA		121173	10.95	L	121217	17.95	L
SX525 Racing	03-06	121131	10.95	L	121201	16.95	L	121173	10.95	L	121217	17.95	L
SX525 SMR	04-05	121132	10.95	L	121202	23.95	L	121173	10.95	L	121217	17.95	L
XC 525 Desert Racing	07	121131	10.95	L	121201	16.95	L	121173	10.95	L	121217	17.95	L
EXC-R 530	08	121131	10.95	L	121201	16.95	L	121173	10.95	L	121217	17.95	L



## WILD BOAR BRAKES CONTINUED

MAKE/MODEL	YEAR	FRONT SEMI-METALLIC			FRONT FULL METAL			REAR HYDRAULIC SEMI-METALLIC		REAR HYDRAULIC FULL METAL			
<b>KTM CONTINUED</b>													
EXC 530	09-11	121132	10.95	L	121202	23.95	L	121173	10.95	L	121217	17.95	L
XC-W 530	08-10	121131	10.95	L	121201	16.95	L	121173	10.95	L	121217	17.95	L
SXC540	99	121131	10.95	L	121201	16.95	L	121172	10.95	L	121216	19.95	L
MXC550	93	121133	10.95	L	121203	24.95	L	121133	10.95	L	121203	24.95	L
MXC550	94-96	121131	10.95	L	121201	16.95	L	121172	10.95	L	121216	19.95	L
SMR560	06	121788	TBA		121789	TBA		121173	10.95	L	121217	17.95	L
EXC600	93	121132	10.95	L	121202	23.95	L	121129	10.95	L	121198	21.95	L
LC4 MX600 BREMBO CALIPERS	90-91	WB67X	13.95	J	121192	20.95	L	WB67X	13.95	J	121192	20.95	L
LC4 EXC600 BREMBO CALIPERS	90-91	WB67X	13.95	J	121192	20.95	L	WB67X	13.95	J	121192	20.95	L
LC4 600	90-92	121131	10.95	L	121201	16.95	L	WB67X	13.95	J	121192	20.95	L
LC4 EXC 600	93-94	121131	10.95	L	121201	16.95	L	WB67X	13.95	J	121192	20.95	L
LC4 EXC 600	95-97	121131	10.95	L	121201	16.95	L	121172	10.95	L	121216	19.95	L
MX600	84-85	121129	10.95	L	121198	21.95	L	----			----		
XC600	84-85	121129	10.95	L	121198	21.95	L	----			----		
EXC620	96	121131	10.95	L	121201	16.95	L	121172	10.95	L	121216	19.95	L
LC4 620	01	121131	10.95	L	121201	16.95	L	121172	10.95	L	121216	19.95	L
LC4 RXC 620	95	121131	10.95	L	121201	16.95	L	121172	10.95	L	121216	19.95	L
LC4 SX 620	97	121131	10.95	L	121201	16.95	L	121172	10.95	L	121216	19.95	L
LC4 620 SC SUPERMOTO	01	121131	10.95	L	121201	16.95	L	121172	10.95	L	121216	19.95	L
SX620 EXC/EGS	94	121131	10.95	L	121201	16.95	L	WB67X	13.95	J	121192	20.95	L
SX620	96-97	121131	10.95	L	121201	16.95	L	121172	10.95	L	121216	19.95	L
DUKE 620	96-98	121131	10.95	L	121201	16.95	L	121172	10.95	L	121216	19.95	L
RXC620	96-98	121131	10.95	L	121201	16.95	L	121172	10.95	L	121216	19.95	L
LC4 625 SC SUPERMOTO	02	121131	10.95	L	121201	16.95	L	121172	10.95	L	121216	19.95	L
LC4 625 SC SUPERCOMP	02	121131	10.95	L	121201	16.95	L	121172	10.95	L	121216	19.95	L
SMC625	05-06	121135	10.95	L	----			121172	10.95	L	121216	19.95	L
SXC625	03-04	121131	10.95	L	121201	16.95	L	121172	10.95	L	121216	19.95	L
SXC625	05-06	121131	10.95	L	121201	16.95	L	121173	10.95	L	121217	17.95	L
SX625	03	121131	10.95	L	121201	16.95	L	121173	10.95	L	121217	17.95	L
640 DUKE II	99	121132	10.95	L	121202	23.95	L	121129	10.95	L	121198	21.95	L
DUKE(LIME)	01-05	121135	10.95	L	----			121172	10.95	L	121216	19.95	L
DUKE(ORPHEUS)	01-05	121135	10.95	L	----			121172	10.95	L	121216	19.95	L
DUKE(TITAN)	01-05	121135	10.95	L	----			121172	10.95	L	121216	19.95	L
LC4-E 640 ENDURO	01-03	121131	10.95	L	121201	16.95	L	121172	10.95	L	121216	19.95	L
LC4-E 640 SUPERMOTO	01-03	121131	10.95	L	121201	16.95	L	121172	10.95	L	121216	19.95	L
LC4 640 (DUAL SPORT)	99	121131	10.95	L	121201	16.95	L	121172	10.95	L	121216	19.95	L
LC4 640 ADVENTURE	99-03	121131	10.95	L	121201	16.95	L	121172	10.95	L	121216	19.95	L
LC4 640 Competition SuperMoto	00	121131	10.95	L	121201	16.95	L	121172	10.95	L	121216	19.95	L
SMC640 LC4	05	121135	10.95	L	----			121172	10.95	L	121216	19.95	L
640 DUKE	03-05	121135	10.95	L	----			121172	10.95	L	121216	19.95	L
SMC660	02-05	121135	10.95	L	----			121172	10.95	L	121216	19.95	L
690 SMC	08-11	121136	26.95	L	----			121131	10.95	L	121201	16.95	L
690 SMR	07-09	121136	26.95	L	----			121131	10.95	L	121201	16.95	L
950 ADVENTURE	04-06	121137	10.95	L	121205	25.95	L	121131	10.95	L	121201	16.95	L
950 SUPERMOTO	05-07	121136	26.95	L	----			121131	10.95	L	121201	16.95	L
950 SUPERMOTO R	07-08	121136	26.95	L	----			121131	10.95	L	121201	16.95	L
950 SUPERENDURO R	07-08	121137	10.95	L	121205	25.95	L	121131	10.95	L	121201	16.95	L
990 ADVENTURE/S	07-12	121137	10.95	L	121205	25.95	L	121131	10.95	L	121201	16.95	L
990 SUPERDUKE	05-06	121136	26.95	L	----			121172	10.95	L	121216	19.95	L
990 SM-R/SM-T	09-11	121136	26.95	L	----			121131	10.95	L	121201	16.95	L
<b>SHERCO</b>													
0.5/0.8/1.25/2.0	03-10	121126	10.95	L	121196	18.95	L	121126	10.95	L	121196	18.95	L
2.5i Enduro	05-10	121131	10.95	L	121201	16.95	L	121785	TBA		121211	22.95	L
4.5 Supermoto	04-07	121131	10.95	L	121201	16.95	L	121785	TBA		121211	22.95	L
4.5iF Supermoto	08-10	121131	10.95	L	121201	16.95	L	121785	TBA		121211	22.95	L
5.1 Enduro	05-10	121131	10.95	L	121201	16.95	L	121785	TBA		121211	22.95	L
<b>SUZUKI</b>													
RM50 Mini	78-80	121935	TBA		----			121935	TBA		----		
RM50 Mini	81-82	121139	10.95	L	----			121139	10.95	L	----		
RM60 Mini	79-80	121935	TBA		----			121935	TBA		----		
RM60 Mini	81-83	121139	10.95	L	----			121139	10.95	L	----		

- accessories
- body
- handlebar & grips
- cables & levers
- exhaust
- engine
- fuel & intake
- electrical & ignition
- clutch
- drive
- bearings
- brakes**
- steering & suspension
- tires
- tools & shop

## WILD BOAR BRAKES CONTINUED

MAKE/MODEL	YEAR	FRONT SEMI-METALLIC			FRONT FULL METAL			REAR HYDRAULIC SEMI-METALLIC			REAR HYDRAULIC FULL METAL		
<b>SUZUKI CONTINUED</b>													
RM60	03	121112	10.95	L	----	----	121112	10.95	L	----	----	----	
RM65	03-05	121113	14.95	L	121188	17.95	L	WB54X	7.95	J	WB54R	18.95	J
DR-Z70	08-11	121100	7.95	L	----	----	121100	7.95	L	----	----	----	
RM80 Mini	77-79	121935	TBA		----	----	121935	TBA		----	----	----	
RM80 Mini	80-81	121139	10.95	L	----	----	121139	10.95	L	----	----	----	
RM80 Mini	82-85	----	----		----	----	121149	10.95	L	----	----	----	
RM80	86-89	121116	7.95	L	121189	19.95	L	121149	10.95	L	----	----	
RM80	90-95	121116	7.95	L	121189	19.95	L	121116	7.95	L	121189	19.95	L
RM80	96-01	121140	10.95	L	121190	18.95	L	121116	7.95	L	121189	19.95	L
RM85	02-04	121140	10.95	L	121190	18.95	L	121116	7.95	L	121189	19.95	L
RM85	05-12	121117	10.95	L	WB349R	22.25	J	121790	TBA		121213	21.95	L
TS100	76-81	121121	10.95	L	----	----	121121	10.95	L	----	----	----	
RM100 Contender	76-78	121935	TBA		----	----	121121	10.95	L	----	----	----	
RM100	79-81	121935	TBA		----	----	121935	TBA		----	----	----	
RM100	03	121117	10.95	L	WB349R	22.25	J	WB84X	7.95	J	WB84R	15.95	J
DR125	82-84	121121	10.95	L	----	----	121121	10.95	L	----	----	----	
DS125	79-81	121121	10.95	L	----	----	121121	10.95	L	----	----	----	
DR-Z 110	03-05	121112	10.95	L	----	----	121935	TBA		----	----	----	
DR-Z 125	03-12	121139	10.95	L	----	----	121139	10.95	L	----	----	----	
RM125	75-78	121121	10.95	L	----	----	121121	10.95	L	----	----	----	
RM125 Champion	79-80	121121	10.95	L	----	----	121176	10.95	L	----	----	----	
RM125	81-83	----	----		----	----	121786	TBA		----	----	----	
RM125	84	----	----		----	----	121786	TBA		----	----	----	
RM125	85-86	121142	13.95	L	121191	16.95	L	121786	TBA		----	----	
RM125	87	WB135X	13.95	J	121185	16.95	L	121786	TBA		----	----	
RM125	88	WB135X	13.95	J	121185	16.95	L	WB843X	13.95	J	121206	16.95	L
RM125	89-90	WB135X	13.95	J	121185	16.95	L	121168	10.95	L	121208	17.95	L
RM125	91-92	WB135X	13.95	J	121185	16.95	L	121178	10.95	L	121209	19.95	L
RM125	96-08	121104	10.95	L	WB185R	22.10	J	121159	7.95	L	121210	18.95	L
SP125	82-83	121121	10.95	L	----	----	121121	10.95	L	----	----	----	
TS125	74-81	121121	10.95	L	----	----	121121	10.95	L	----	----	----	
250SB	02-05	121104	10.95	L	WB185R	22.10	J	121159	7.95	L	121210	18.95	L
DR250R	95-98	121104	10.95	L	WB185R	22.10	J	121178	10.95	L	121209	19.95	L
DR250RL	95	121104	10.95	L	WB185R	22.10	J	121178	10.95	L	121209	19.95	L
DR250RL	97-98	121104	10.95	L	WB185R	22.10	J	121178	10.95	L	121209	19.95	L
DR250RX	96-98	121104	10.95	L	WB185R	22.10	J	121178	10.95	L	121209	19.95	L
DR250RX	00	121104	10.95	L	WB185R	22.10	J	121178	10.95	L	121209	19.95	L
DR250RXG	98	121104	10.95	L	WB185R	22.10	J	121178	10.95	L	121209	19.95	L
DR250RXG	00	121104	10.95	L	WB185R	22.10	J	121178	10.95	L	121209	19.95	L
DR250RXGL	98	121104	10.95	L	WB185R	22.10	J	121178	10.95	L	121209	19.95	L
DR250RXL	98-98	121104	10.95	L	WB185R	22.10	J	121178	10.95	L	121209	19.95	L
DR-Z250	01-07	121104	10.95	L	WB185R	22.10	J	121178	10.95	L	121209	19.95	L
RM250 Champion	76-78	121121	10.95	L	----	----	----	----		----	----	----	
RM250 Champion	79-80	----	----		----	----	----	----		----	----	----	
RM250	81-82	----	----		----	----	121786	TBA		----	----	----	
RM250	83-84	----	----		----	----	----	----		----	----	----	
RM250	81-83	----	----		----	----	121786	TBA		----	----	----	
RM250	85-86	121142	13.95	L	121191	16.95	L	121786	TBA		----	----	
RM250	87-88	WB135X	13.95	J	121185	16.95	L	WB843X	13.95	J	121206	16.95	L
RM250	89-90	WB135X	13.95	J	121185	16.95	L	121168	10.95	L	121208	17.95	L
RM250	93-95	WB135X	13.95	J	121185	16.95	L	121178	10.95	L	121209	19.95	L
RM250	96-08	121104	10.95	L	WB185R	22.10	J	121159	7.95	L	121210	18.95	L
RMX250	89-90	WB135X	13.95	J	121185	16.95	L	121168	10.95	L	121208	17.95	L
RMX250	91-95	WB135X	13.95	J	121185	16.95	L	121178	10.95	L	121209	19.95	L
RMX250	96-00	121104	10.95	L	WB185R	22.10	J	121178	10.95	L	121209	19.95	L
RMX250S	96-98	121104	10.95	L	WB185R	22.10	J	121159	7.95	L	121210	18.95	L
RM-Z250	04-13	121104	10.95	L	WB185R	22.10	J	121785	TBA		121211	22.95	L
DR350	90-96	WB135X	13.95	J	121185	16.95	L	121178	10.95	L	121209	19.95	L
DR350	97-00	121104	10.95	L	WB185R	22.10	J	121178	10.95	L	121209	19.95	L
DR350SE	98-99	121104	10.95	L	WB185R	22.10	J	121168	10.95	L	121208	17.95	L
RM370	76-77	121121	10.95	L	----	----	----	----		----	----	----	
RM400	78	121121	10.95	L	----	----	----	----		----	----	----	

## WILD BOAR BRAKES CONTINUED

MAKE/MODEL	YEAR	FRONT SEMI-METALLIC		FRONT FULL METAL		REAR HYDRAULIC SEMI-METALLIC		REAR HYDRAULIC FULL METAL	
<b>SUZUKI CONTINUED</b>									
RM400	79-80	----		----		----		----	
DR-Z400	00-13	121104	10.95 L	WB185R	22.10 J	121159	7.95 L	121210	18.95 L
RMX450	10	121104	10.95 L	WB185R	22.10 J	121785	TBA	121211	22.95 L
RM-Z450	05-13	121104	10.95 L	WB185R	22.10 J	121785	TBA	121211	22.95 L
RM465	81-82	----		----		----		----	
RM500	83-84	----		----		----		----	
DR650SE	96-09	121104	10.95 L	WB185R	22.10 J	121168	10.95 L	121208	17.95 L
<b>TM</b>									
MX Models 85/100	02-03	121131	10.95 L	121201	16.95 L	121172	10.95 L	121216	19.95 L
MX 85 JR	04-08	121131	10.95 L	121201	16.95 L	121159	7.95 L	121210	18.95 L
EN 125 (2T)	01-08	121131	10.95 L	121201	16.95 L	121159	7.95 L	121210	18.95 L
MX Models 125/250/300	02-03	121131	10.95 L	121201	16.95 L	121159	7.95 L	121210	18.95 L
SMM 125 Black Dream (2T)	04-08	----		----		121129	10.95 L	121198	21.95 L
SMR 125 (2T)	05-08	121132	10.95 L	121202	23.95 L	121159	7.95 L	121210	18.95 L
MX 144 (2T)	07-08	121131	10.95 L	121201	16.95 L	121159	7.95 L	121210	18.95 L
EN 250 (2T)	01-08	121131	10.95 L	121201	16.95 L	121159	7.95 L	121210	18.95 L
EN 250 F-ES (4T)	01-08	121131	10.95 L	121201	16.95 L	121159	7.95 L	121210	18.95 L
MX 250/300 (2T)	04-08	121131	10.95 L	121201	16.95 L	121159	7.95 L	121210	18.95 L
MX 250F (4T)	02-07	121131	10.95 L	121201	16.95 L	121159	7.95 L	121210	18.95 L
EN 300 (2T)	01-08	121131	10.95 L	121201	16.95 L	121159	7.95 L	121210	18.95 L
EN 450 F-ES (4T)	04-08	121131	10.95 L	121201	16.95 L	121159	7.95 L	121210	18.95 L
MX 450 F	04-08	121131	10.95 L	121201	16.95 L	121159	7.95 L	121210	18.95 L
SMM 450 Black Dream ES (4T)	05-08	----		----		121129	10.95 L	121198	21.95 L
SMR 450 F ES (4T)	07-08	121132	10.95 L	121202	23.95 L	121159	7.95 L	121210	18.95 L
SMX 450 F Competition (4T)	01-08	121136	26.95 L	----		121159	7.95 L	121210	18.95 L
EN 530 F-ES (4T)	01-08	121131	10.95 L	121201	16.95 L	121159	7.95 L	121210	18.95 L
MX 530 F (4T)	04-08	121131	10.95 L	121201	16.95 L	121159	7.95 L	121210	18.95 L
SMM 530 BlackDream ES (4T)	02-07	----		----		121129	10.95 L	121198	21.95 L
SMR 530 F ES (4T)	01-08	121132	10.95 L	121202	23.95 L	121159	7.95 L	121210	18.95 L
SMX 530 F Competition	04-08	121136	26.95 L	----		121159	7.95 L	121210	18.95 L
SMX 660 F	04-08	121132	10.95 L	121202	23.95 L	121159	7.95 L	121210	18.95 L
<b>VERTEMATI</b>									
495	99-02	121131	10.95 L	121201	16.95 L	121172	10.95 L	121216	19.95 L
C 450/500/570 (MX)	03-04	121131	10.95 L	121201	16.95 L	121172	10.95 L	121216	19.95 L
E 450/501/570/E (Enduro)	03-04	121131	10.95 L	121201	16.95 L	121172	10.95 L	121216	19.95 L
S 450/501/570/E (Super Motard)	03-04	----		121943	24.95 L	121172	10.95 L	121216	19.95 L
SR 450/SR 600 'Motard Racing'	03-04	----		121943	24.95 L	121172	10.95 L	121216	19.95 L
<b>YAMAHA</b>									
DT50	84-96	121433	10.95 L	----		121433	10.95 L	----	
DT50LC	88-90	121433	10.95 L	----		121433	10.95 L	----	
DT50M	78-80	121145	10.95 L	----		121145	10.95 L	----	
DT50MX(5N6)	81-85	121145	10.95 L	----		121145	10.95 L	----	
DT50MX(1RE)	87-88	121433	10.95 L	----		121433	10.95 L	----	
DT50R(3HL)	88-90	121146	10.95 L	121181	18.95 L	121433	10.95 L	----	
DT50R(4CT2)	91-95	121146	10.95 L	121181	18.95 L	121433	10.95 L	----	
DT50R(5BK1)	97	121147	10.95 L	121182	18.95 L	121433	10.95 L	----	
TT-R50	06-09/ 12-13	121100	7.95 L	----		121100	7.95 L	----	
PW50	90-09/ 12-13	121148	10.95 L	----		121148	10.95 L	----	
YZ50	80	121149	10.95 L	----		121149	10.95 L	----	
YZ60	81-83	121149	10.95 L	----		121149	10.95 L	----	
DT80	81-82	121145	10.95 L	----		121145	10.95 L	----	
DT80	83	121433	10.95 L	----		121433	10.95 L	----	
YZ80	74-79	121149	10.95 L	----		121145	10.95 L	----	
YZ80	80-85	121149	10.95 L	----		121149	10.95 L	----	
YZ80	86-92	121150	10.95 L	121183	18.95 L	121149	10.95 L	----	
YZ80	93-01	121150	10.95 L	121183	18.95 L	WB843X	13.95 J	121206	16.95 L
PW80	92-08	121149	10.95 L	----		121433	10.95 L	----	
YZ85	02-13	121150	10.95 L	121183	18.95 L	WB843X	13.95 J	121206	16.95 L

- accessories
- body
- handlebar & grips
- cables & levers
- exhaust
- engine
- fuel & intake
- electrical & ignition
- clutch
- drive
- bearings
- brakes
- steering & suspension
- tires
- tools & shop

## WILD BOAR BRAKES CONTINUED

MAKE/MODEL	YEAR	FRONT SEMI-METALLIC			FRONT FULL METAL		REAR HYDRAULIC SEMI-METALLIC		REAR HYDRAULIC FULL METAL	
<b>YAMAHA CONTINUED</b>										
TTR90	00-07	121149	10.95	L	----		121433	10.95	L	----
DT100	74-82	121145	10.95	L	----		121145	10.95	L	----
DT100	83	121433	10.95	L	----		121433	10.95	L	----
RT100	90-00	121433	10.95	L	----		121433	10.95	L	----
YZ100	76-77	121151	13.95	L	----		WB506	17.15	J	----
YZ100	78-81	121145	10.95	L	----		WB506	17.15	J	----
YZ100	82-83	121433	10.95	L	----		WB506	17.15	J	----
MX100	74-75/ 79-82	121145	10.95	L	----		121145	10.95	L	----
MX100	83	121433	10.95	L	----		121433	10.95	L	----
TTR110	08-09	121149	10.95	L	----		121433	10.95	L	----
DT125MX	80-81	WB506	17.15	J	----		WB506	17.15	J	----
IT125	80-82	121145	10.95	L	----		WB506	17.15	J	----
XT125	82-83	WB506	17.15	J	----		121433	10.95	L	----
YZ125	74-75	WB506	17.15	J	----		121145	10.95	L	----
YZ125	76-83	121151	13.95	L	----		WB506	17.15	J	----
YZ125	84	121796	TBA		----		WB506	17.15	J	----
YZ125	85-86	121153	10.95	L	121184	18.95 L	WB506	17.15	J	----
YZ125	87	121153	10.95	L	121184	18.95 L	WB506	17.15	J	----
YZ125	88	121153	10.95	L	121184	18.95 L	121146	10.95	L	121181 18.95 L
YZ125	89	WB135X	13.95	J	121185	16.95 L	WB843X	13.95	J	121206 16.95 L
YZ125	90-93	WB135X	13.95	J	121185	16.95 L	121168	10.95	L	121208 17.95 L
YZ125	94-97	WB135X	13.95	J	121185	16.95 L	121178	10.95	L	121209 19.95 L
YZ125	98-02	121104	10.95	L	WB185R	22.10 J	121159	7.95	L	121210 18.95 L
YZ125	03-07	121104	10.95	L	WB185R	22.10 J	121785	TBA		121211 22.95 L
YZ125	08-12	121154	15.95	L	121186	18.95 L	121785	TBA		121211 22.95 L
WR125	98	121104	10.95	L	WB185R	22.10 J	121180	10.95	L	121212 22.95 L
TTR125 17"/14" WHEELS FOR DRUM	00-09	121433	10.95	L	----		121433	10.95	L	----
TTR125 19"/16" FRT DISK, RR DRUM	00-09/ 11-13	121150	10.95	L	121183	18.95 L	121433	10.95	L	----
DT175	74-81	WB506	17.15	J	----		WB506	17.15	J	----
IT175	77-83	121151	13.95	L	----		WB506	17.15	J	----
MX175	79-81	121145	10.95	L	----		WB506	17.15	J	----
YZ175	76	121151	13.95	L	----		WB506	17.15	J	----
RT180	90-92	121146	10.95	L	121181	18.95 L	WB506	17.15	J	----
RT180	93	121146	10.95	L	121181	18.95 L	WB527	18.20	J	----
IT200	84-85	121948	TBA		----		121948	TBA		----
IT200	86	121153	10.95	L	121184	18.95 L	121948	TBA		----
TW200	87-91	WB506	17.15	J	----		WB527	18.20	J	----
TW200	92-00	WB527	18.20	J	----		WB527	18.20	J	----
TW200	01-13	121157	10.95	L	121187	24.95 L	WB527	18.20	J	----
XT200	82-83	WB506	17.15	J	----		121433	10.95	L	----
TT225	86-87	121146	10.95	L	121181	18.95 L	121433	10.95	L	----
TTR225	99-04	121146	10.95	L	121181		WB527	18.20	J	----
WR200	92-97	WB135X	13.95	J	121185		121168	10.95	L	121208 17.95 L
XT225	85-00	121146	10.95	L	121181		121433	10.95	L	----
XT225	01-07	121157	10.95	L	121187		121433	10.95	L	----
TT-R230	05-09/ 11-13	WB135X	13.95	J	121185		WB527	18.20	J	----
DT250	75-79	WB528	25.25	J	----		121158	10.95	L	----
WR250	91-97	WB135X	13.95	J	121185	16.95 L	121178	10.95	L	121209 19.95 L
WR250	98	121104	10.95	L	WB185R	22.10 J	121178	10.95	L	121209 19.95 L
WR250F	01-02	121104	10.95	L	WB185R	22.10 J	121159	7.95	L	121210 18.95 L
WR250F	03-09	121104	10.95	L	WB185R	22.10 J	121785	TBA		121211 22.95 L
WR250 RX/RV	08-09	121104	10.95	L	WB185R	22.10 J	121785	TBA		121211 22.95 L
WR250Z	91-93	WB135X	13.95	J	121185	16.95 L	WB135X	13.95	J	121185 16.95 L
WR250Z	94-97	WB135X	13.95	J	121185	16.95 L	121178	10.95	L	121209 19.95 L
YZ250	74-79	121151	13.95	L	----		WB528	25.25	J	----
YZ250	80	121151	13.95	L	----		WB506	17.15	J	----
YZ250	81	121149	10.95	L	----		121158	10.95	L	----
YZ250	82-84	121796	TBA		----		WB506	17.15	J	----
YZ250	85-87	121153	10.95	L	121184	18.95 L	WB506	17.15	J	----
YZ250	88	121153	10.95	L	121184	18.95 L	121146	10.95	L	121181 18.95 L

## WILD BOAR BRAKES CONTINUED

MAKE/MODEL	YEAR	FRONT SEMI-METALLIC			FRONT FULL METAL			REAR HYDRAULIC SEMI-METALLIC			REAR HYDRAULIC FULL METAL		
<b>YAMAHA CONTINUED</b>													
YZ250	89	WB135X	13.95	J	121185	16.95	L	WB843X	13.95	J	121206	16.95	L
YZ250	90-93	WB135X	13.95	J	121185	16.95	L	121168	10.95	L	121208	17.95	L
YZ250	94-97	WB135X	13.95	J	121185	16.95	L	121178	10.95	L	121209	19.95	L
YZ250	98-02	121104	10.95	L	WB185R	22.10	J	121159	7.95	L	121210	18.95	L
YZ250	03-07	121104	10.95	L	WB185R	22.10	J	121785	TBA		121211	22.95	L
YZ250	08-12	121154	15.95	L	121186	18.95	L	121785	TBA		121211	22.95	L
YZ250F	01-02	121104	10.95	L	WB185R	22.10	J	121159	7.95	L	121210	18.95	L
YZ250F	03-06	121104	10.95	L	WB185R	22.10	J	121785	TBA		121211	22.95	L
YZ250F	07-13	121154	15.95	L	121186	18.95	L	121785	TBA		121211	22.95	L
WR250F	91-97	WB135X	13.95	J	121185	16.95	L	121168	10.95	L	121208	17.95	L
WR250F	01-02	121104	10.95	L	WB185R	22.10	J	121159	7.95	L	121210	18.95	L
WR250F	03-13	121104	10.95	L	WB185R	22.10	J	121785	TBA		121211	22.95	L
TT250	80-82	121151	13.95	L	----			WB506	17.15	J	----		
IT250	77-80	121151	13.95	L	----			WB528	25.25	J	----		
IT250	81-82	121151	13.95	L	----			121158	10.95	L	----		
IT250	83	121149	10.95	L	----			121158	10.95	L	----		
TTR250	99-06	WB135X	13.95	J	121185	16.95	L	121178	10.95	L	121209	19.95	L
XT250	80-84	WB506	17.15	J	----			WB506	17.15	J	----		
TT350	86-87	121153	10.95	L	121184	18.95	L	WB506	17.15	J	----		
TY350	85-86	121948	TBA		----			121145	10.95	L	----		
XT350	85-91	121146	10.95	L	121181	18.95	L	WB506	17.15	J	----		
XT350	92-00	121146	10.95	L	121181	18.95	L	WB527	18.20	J	----		
YZ360	89	WB135X	13.95	J	121185	16.95	L	WB843X	13.95	J	121206	16.95	L
DT400	75-78	WB528	25.25	J	----			121158	10.95	L	----		
YZ400	98	121104	10.95	L	WB185R	22.10	J	121178	10.95	L	121209	19.95	L
YZ400F	99	121104	10.95	L	WB185R	22.10	J	121159	7.95	L	121210	18.95	L
WR400	98	121104	10.95	L	WB185R	22.10	J	121178	10.95	L	121209	19.95	L
WR400F	98-00	121104	10.95	L	WB185R	22.10	J	121159	7.95	L	121210	18.95	L
IT400	76-79	121151	13.95	L	----			WB528	25.25	J	----		
IT425	80	121151	13.95	L	----			WB528	25.25	J	----		
WR426F	01-02	121104	10.95	L	WB185R	22.10	J	121159	7.95	L	121210	18.95	L
YZ426F	00-02	121104	10.95	L	WB185R	22.10	J	121159	7.95	L	121210	18.95	L
YZ450F	03-07	121104	10.95	L	WB185R	22.10	J	121785	TBA		121211	22.95	L
YZ450F	08-13	121154	15.95	L	121186	18.95	L	121785	TBA		121211	22.95	L
IT465	81-82	121796	TBA		----			121158	10.95	L	----		
WR450F	03-13	121104	10.95	L	WB185R	22.10	J	121785	TBA		121211	22.95	L
YZ465	80	121796	TBA		----			WB528	25.25	J	----		
YZ465	81-82	121796	TBA		----			121158	10.95	L	----		
YZ490	82-84	121796	TBA		----			121158	10.95	L	----		
YZ490	85-90	121153	10.95	L	121184	18.95	L	121158	10.95	L	----		
IT490	82-85	121796	TBA		----			121158	10.95	L	----		
WR500Z	92-93	WB135X	13.95	J	121185	16.95	L	121168	10.95	L	121208	17.95	L
TT500	76-81	121151	13.95	L	----			WB528	25.25	J	----		
XT500	76-82	WB528	25.25	J	----			121158	10.95	L	----		
XT550	82-83	121158	10.95	L	----			121158	10.95	L	----		
TT600	83-84	121796	TBA		----			WB506	17.15	J	----		
TT600	85-86	121146	10.95	L	121181	18.95	L	WB506	17.15	J	----		

- accessories
- body
- handlebar & grips
- cables & levers
- exhaust
- engine
- fuel & intake
- electrical & ignition
- clutch
- drive
- bearings
- brakes**
- steering & suspension
- tires
- tools & shop

## PROX BRAKE PADS

ProX sintered metal brake pads! The ProX brake pads are produced under a very strict sintering process. In this sintering process metallic particles are fused together in combination with heat and pressure.

Sintered brake pads in general have superior material properties which very well resist high temperatures during heavy braking and offer greater durability over organic brake pads. The ProX sintered brake pads offer strong controllable brake power in combination with long life. The pads are designed to come as a softer compound front pad and little harder compound pad for the rear pads.

A complete range of sintered brake pads for MX, Dirtbike and ATV is available from ready stock!



	YEAR	FRONT PADS	REAR PADS
<b>APRILIA</b>			
RXV 450	06-12	107831 24.50 G	107844 24.50 G
SXV 450	06-12	113785 24.50 G	107844 24.50 G
RXV 550	06-12	107831 24.50 G	107844 24.50 G
SXV 550	06-12	113785 24.50 G	107844 24.50 G
<b>BETA BRAKE PADS</b>			
RR 250 ENDURO 2T	13-15	107831 24.50 G	107844 24.50 G
RR 250 ENDURO	05-07	107831 24.50 G	107844 24.50 G
RR 300 ENDURO 2T	13-15	107831 24.50 G	107844 24.50 G
RR 350 ENDURO	11-15	107831 24.50 G	107844 24.50 G
RR 400 ENDURO	05-14	107831 24.50 G	107844 24.50 G
RR 450 ENDURO	05-14	107831 24.50 G	107844 24.50 G
RR 498 ENDURO	12-14	107831 24.50 G	107844 24.50 G
RR 520 ENDURO	10-11	107831 24.50 G	107844 24.50 G
RR 525 ENDURO	05-09	107831 24.50 G	107844 24.50 G
<b>BMW BRAKE PADS</b>			
G 450 X	08-12	107830 24.50 G	107846 24.50 G
<b>GAS GAS BRAKE PADS</b>			
125/250/300 EC	01-08	107831 24.50 G	107852 24.50 G
125/250/300 EC	09-15	107831 24.50 G	107844 24.50 G
125/250 MX	01-08	107831 24.50 G	107852 24.50 G
125/250 MX	09-15	107831 24.50 G	107844 24.50 G
250/300 EC Racing	09	107831 24.50 G	107852 24.50 G
EC 250 F	10-15	107831 24.50 G	107852 24.50 G
EC 300 F	13-15	107831 24.50 G	107852 24.50 G
450/515 EC/FSR/FSE	05-09	107831 24.50 G	107852 24.50 G
EC 450 F	13-15	107831 24.50 G	107844 24.50 G
<b>HONDA BRAKE PADS</b>			
CR 80	86-91	107851 24.50 G	-----
CR 80	92-02	107851 24.50 G	107852 24.50 G
CR 85	03-07	107851 24.50 G	107852 24.50 G
CR 125	87-94	107835 24.50 G	107852 24.50 G
CR 125	95-01	107831 24.50 G	107852 24.50 G
CR 125	02-07	107831 24.50 G	107856 24.50 G
CRF 150 R	07-15	107851 24.50 G	107856 24.50 G

	YEAR	FRONT PADS	REAR PADS
<b>HONDA CONTINUED</b>			
CRF 150 F	03-15	107831 24.50 G	-----
CRF 230 F	03-15	107831 24.50 G	-----
CRF 230 L	08-09	107831 24.50 G	107865 24.50 G
CR 250	87-94	107835 24.50 G	107852 24.50 G
CR 250	95-01	107831 24.50 G	107852 24.50 G
CR 250	02-07	107831 24.50 G	107856 24.50 G
CRF 250 R	04-15	107831 24.50 G	107856 24.50 G
CRF 250 X	04-15	107831 24.50 G	107856 24.50 G
XR 250 R	90-95	107835 24.50 G	107852 24.50 G
XR 250 R	96-04	107831 24.50 G	107852 24.50 G
XR 250 Tornado	01-12	107831 24.50 G	-----
XR 400 R	96-04	107831 24.50 G	107852 24.50 G
CRF 450 R	02-15	107831 24.50 G	107856 24.50 G
CRF 450 X	05-15	107831 24.50 G	107856 24.50 G
CRF 450 (HM)	02-08	107831 24.50 G	107856 24.50 G
CR 500	87-94	107835 24.50 G	107852 24.50 G
CR 500	95-01	107831 24.50 G	107852 24.50 G
XR 600 R	93-00	107831 24.50 G	107852 24.50 G
XR 650 R	00-07	107831 24.50 G	107852 24.50 G
XR 650 L	93-15	107831 24.50 G	107852 24.50 G

<b>HUSABERG</b>			
TE 125	12-14	107830 24.50 G	107846 24.50 G
TE 250	11-14	107830 24.50 G	107846 24.50 G
FE 250	13-14	107830 24.50 G	107846 24.50 G
TE 300	11-14	107830 24.50 G	107846 24.50 G
FE 350	13-14	107830 24.50 G	107846 24.50 G
FE390	10-12	107830 24.50 G	107846 24.50 G
FE 450	08-14	107830 24.50 G	107846 24.50 G
FE-E 450	08-10	107830 24.50 G	107847 24.50 G
FX 450	10-12	107830 24.50 G	107846 24.50 G
FE 501	13-14	107830 24.50 G	107846 24.50 G
FE-E 550/650	06-08	107830 24.50 G	107847 24.50 G
FS-C/E 450/650	06-08	113785 24.50 G	107847 24.50 G
TE 570	09-12	107830 24.50 G	107846 24.50 G

## PROX BRAKE PADS CONTINUED

	YEAR	FRONT PADS	REAR PADS
<b>HUSQVARNA</b>			
TC 85	14-15	113788 24.50 G	113389 24.50 G
CR 125	95-04	107830 24.50 G	107847 24.50 G
CR 125	05-13	107830 24.50 G	107846 24.50 G
WR 125	95-05	107830 24.50 G	107847 24.50 G
WR 125	06-13	107830 24.50 G	107846 24.50 G
WRE 125	93-11	107830 24.50 G	107847 24.50 G
TC 125	14-15	107830 24.50 G	107846 24.50 G
TE 125	14-15	107830 24.50 G	107846 24.50 G
CR 150	11	107830 24.50 G	107846 24.50 G
CR 250	95-04	107830 24.50 G	107847 24.50 G
CR 250	05	107830 24.50 G	107846 24.50 G
WR 250	92-05	107830 24.50 G	107847 24.50 G
WR 250	06-13	107830 24.50 G	107846 24.50 G
TC 250 2-Stroke	14-15	107830 24.50 G	107846 24.50 G
TE 250 2-Stroke	14-15	107830 24.50 G	107846 24.50 G
TC 250	02-04	107830 24.50 G	107847 24.50 G
TC 250	05-13	107830 24.50 G	107846 24.50 G
TE 250	02-05	107830 24.50 G	107847 24.50 G
TE 250	06-13	107830 24.50 G	107846 24.50 G
TXC 250	08-13	107830 24.50 G	107846 24.50 G
FC 250	14-15	107830 24.50 G	107846 24.50 G
FE 250	14-15	107830 24.50 G	107846 24.50 G
WR 300	09-13	107830 24.50 G	107846 24.50 G
TE 300 2-Stroke	14-15	107830 24.50 G	107846 24.50 G
TE 310	09-13	107830 24.50 G	107846 24.50 G
TXC 310	12-13	107830 24.50 G	107846 24.50 G
FC 350	14-15	107830 24.50 G	107846 24.50 G
FE 350	14-15	107830 24.50 G	107846 24.50 G
WR 360	95-03	107830 24.50 G	107847 24.50 G
TC 449	11-13	107830 24.50 G	107846 24.50 G
TE 449	11-13	107830 24.50 G	107846 24.50 G
TXC 449	11-13	107830 24.50 G	107846 24.50 G
TC 450	02-04	107830 24.50 G	107847 24.50 G
TC 450	05-10	107830 24.50 G	107846 24.50 G
TE 450	02-05	107830 24.50 G	107847 24.50 G
TE 450	06-10	107830 24.50 G	107846 24.50 G
FC 450	14-15	107830 24.50 G	107846 24.50 G
FE 450	14-15	107830 24.50 G	107846 24.50 G
FE 501	14-15	107830 24.50 G	107846 24.50 G
TC 510	05-09	107830 24.50 G	107846 24.50 G
TE 510	04-05	107830 24.50 G	107847 24.50 G
TE 510	06-10	107830 24.50 G	107846 24.50 G
TE 511	11-13	107830 24.50 G	107846 24.50 G
TXC 511	11-13	107830 24.50 G	107846 24.50 G
TC 610	95-00	107830 24.50 G	107847 24.50 G
TE 610	95-03	107830 24.50 G	107847 24.50 G
TE 610	06-10	107830 24.50 G	107847 24.50 G
<b>KAWASAKI</b>			
KX 65	00-15	107840 24.50 G	107845 24.50 G
KX 80	88-96	107837 24.50 G	107851 24.50 G
KX 80	97-00	107838 24.50 G	107851 24.50 G
KX 85	01-15	107838 24.50 G	107851 24.50 G

	YEAR	FRONT PADS	REAR PADS
<b>KAWASAKI CONTINUED</b>			
KX 100	89-96	107837 24.50 G	107851 24.50 G
KX 100	97-15	107838 24.50 G	107851 24.50 G
KX 125	89-94	107831 24.50 G	107843 24.50 G
KX 125	95-08	107831 24.50 G	107852 24.50 G
KDX 125	90-94	107837 24.50 G	107843 24.50 G
KMX 125	86-98	107837 24.50 G	107833 24.50 G
KMX 125	99-03	107834 24.50 G	107833 24.50 G
KDX 200	89-92	107833 24.50 G	107843 24.50 G
KDX 200	93-94	107828 24.50 G	107843 24.50 G
KDX 200	95-99	107831 24.50 G	107843 24.50 G
KDX 220 R	97-06	107831 24.50 G	107843 24.50 G
KX 250	89-93	107828 24.50 G	107843 24.50 G
KX 250	94	107831 24.50 G	107843 24.50 G
KX 250	95-08	107831 24.50 G	107852 24.50 G
KX 250 F	04-15	107831 24.50 G	107844 24.50 G
KX 450 F	06-15	107831 24.50 G	107844 24.50 G
KLX 450 R	08-15	107831 24.50 G	107844 24.50 G
KX 500	89-93	107828 24.50 G	107843 24.50 G
KX 500	94-95	107831 24.50 G	107843 24.50 G
KX 500	96-04	107831 24.50 G	107852 24.50 G
<b>KTM</b>			
50 SX Pro Senior LC	02-03	107839 24.50 G	----
50 SX Pro Senior LC	04-15	107839 24.50 G	107839 24.50 G
50 SX Senior Adventure	02-07	107839 24.50 G	----
60 SX	97-99	107829 24.50 G	----
65 SX	00-01	107829 24.50 G	107853 24.50 G
65 SX	02-03	107841 24.50 G	107853 24.50 G
65 SX	04-08	107841 24.50 G	107839 24.50 G
65 SX	09-15	107841 24.50 G	107841 24.50 G
85 SX	03-10	107841 24.50 G	107841 24.50 G
85 SX	11	107841 24.50 G	113389 24.50 G
85 SX	12-15	113788 24.50 G	113389 24.50 G
105 SX	04-10	107841 24.50 G	107841 24.50 G
105 SX	11	107841 24.50 G	113389 24.50 G
125 SX	94-03	107830 24.50 G	107847 24.50 G
125 SX	04-15	107830 24.50 G	107846 24.50 G
125 EXC	94-03	107830 24.50 G	107847 24.50 G
125 EXC	04-15	107830 24.50 G	107846 24.50 G
144 SX	08	107830 24.50 G	107846 24.50 G
150 SX	09-15	107830 24.50 G	107846 24.50 G
200 EXC	98-03	107830 24.50 G	107847 24.50 G
200 EXC	04-15	107830 24.50 G	107846 24.50 G
250 SX	03-15	107830 24.50 G	107846 24.50 G
250 EXC	94-03	107830 24.50 G	107847 24.50 G
250 EXC	04-15	107830 24.50 G	107846 24.50 G
Freeride E-SX	15	113788 24.50 G	113389 24.50 G
Freeride E-XC	15	113788 24.50 G	113389 24.50 G
Freeride 250 R	14-15	113788 24.50 G	113389 24.50 G
250 SX-F	06-15	107830 24.50 G	107846 24.50 G
250 EXC-F	07-15	107830 24.50 G	107846 24.50 G
300 EXC	00-03	107830 24.50 G	107847 24.50 G
300 EXC	04-15	107830 24.50 G	107846 24.50 G
350 SX-F	11-15	107830 24.50 G	107846 24.50 G

- accessories
- body
- handlebar & grips
- cables & levers
- exhaust
- engine
- fuel & intake
- electrical & ignition
- clutch
- drive
- bearings
- brakes**
- steering & suspension
- tires
- tools & shop

## PROX BRAKE PADS CONTINUED

- accessories
- body
- handlebar & grips
- cables & levers
- exhaust
- engine
- fuel & intake
- electrical & ignition
- clutch
- drive
- bearings
- brakes**
- steering & suspension
- tires
- tools & shop

	YEAR	FRONT PADS	REAR PADS
<b>KTM CONTINUED</b>			
350 EXC-F	12-15	107830 24.50 G	107846 24.50 G
Freeride 350	12-15	113788 24.50 G	113389 24.50 G
360 SX	96-97	107830 24.50 G	107847 24.50 G
380 SX	98-02	107830 24.50 G	107847 24.50 G
380 EXC	98-02	107830 24.50 G	107847 24.50 G
400 LC4	98-01	107830 24.50 G	107847 24.50 G
400 EXC	09-11	107830 24.50 G	107846 24.50 G
450 SX	03-06	107830 24.50 G	107846 24.50 G
450 SX-F	07-15	107830 24.50 G	107846 24.50 G
450 EXC	03	107830 24.50 G	107847 24.50 G
450 EXC	04-07	107830 24.50 G	107846 24.50 G
450 EXC-R	08-11	107830 24.50 G	107846 24.50 G
450 EXC	12-15	107830 24.50 G	107846 24.50 G
500 EXC	12-15	107830 24.50 G	107846 24.50 G
520 SX	00-02	107830 24.50 G	107847 24.50 G
520 EXC	00-02	107830 24.50 G	107847 24.50 G
525 SX	03	107830 24.50 G	107847 24.50 G
525 SX	04-06	107830 24.50 G	107846 24.50 G
525 EXC	03	107830 24.50 G	107847 24.50 G
525 EXC	04-07	107830 24.50 G	107846 24.50 G
530 EXC-R	08-11	107830 24.50 G	107846 24.50 G
640 LC4	00-07	107830 24.50 G	107847 24.50 G
690 Enduro	08-10	113787 24.50 G	107847 24.50 G
690 Enduro R	09-11	113787 24.50 G	107847 24.50 G
690 Supermoto	07-09	-----	107847 24.50 G
690 SMC	08-11	113786 24.50 G	107847 24.50 G
990 Supermoto	08-13	113786 24.50 G	107830 24.50 G
990 Supermoto R	09-13	113786 24.50 G	107830 24.50 G
<b>SUZUKI</b>			
RM 65	03-05	107840 24.50 G	107845 24.50 G
RM 80	86-89	107837 24.50 G	-----
RM 80	90-95	107837 24.50 G	107837 24.50 G
RM 80	96-01	107834 24.50 G	107837 24.50 G
RM 85	02-04	107834 24.50 G	107837 24.50 G
RM 85	05-15	107838 24.50 G	107849 24.50 G
RM 125	89-95	107828 24.50 G	107843 24.50 G
RM 125	96-11	107831 24.50 G	107852 24.50 G
RM 250	89-95	107828 24.50 G	107843 24.50 G
RM 250	96-12	107831 24.50 G	107852 24.50 G
RMX 250	89-95	107828 24.50 G	107843 24.50 G
RMX 250	96-99	107831 24.50 G	107852 24.50 G
RM-Z 250	04-15	107831 24.50 G	107844 24.50 G
DR 350	90-99	107828 24.50 G	107843 24.50 G
DR-Z 400	00-13	107831 24.50 G	107852 24.50 G
RM-Z 450	05-15	107831 24.50 G	107844 24.50 G
RMZ 450 X	10-15	107831 24.50 G	107844 24.50 G
<b>MOTO™</b>			
125 Cross	95-00	107830 24.50 G	107847 24.50 G
125 Cross	01-04	107830 24.50 G	107852 24.50 G
125 Cross	05-14	107830 24.50 G	107844 24.50 G
125 Enduro	95-00	107830 24.50 G	107847 24.50 G
125 Enduro	01-04	107830 24.50 G	107852 24.50 G

	YEAR	FRONT PADS	REAR PADS
<b>MOTO™ CONTINUED</b>			
125 Enduro	05-14	107830 24.50 G	107844 24.50 G
144 Cross	08-14	107830 24.50 G	107844 24.50 G
144 Enduro	08-14	107830 24.50 G	107844 24.50 G
250 Cross	95-00	107830 24.50 G	107847 24.50 G
250 Cross	01-04	107830 24.50 G	107852 24.50 G
250 Cross	05-14	107830 24.50 G	107844 24.50 G
250 Enduro	95-00	107830 24.50 G	107847 24.50 G
250 Enduro	01-04	107830 24.50 G	107852 24.50 G
250 Enduro	05-14	107830 24.50 G	107844 24.50 G
250 EN-F	04	107830 24.50 G	107852 24.50 G
250 EN-F	05-14	107830 24.50 G	107844 24.50 G
300 Cross	95-00	107830 24.50 G	107847 24.50 G
300 Cross	01-04	107830 24.50 G	107852 24.50 G
300 Cross	05-14	107830 24.50 G	107844 24.50 G
300 Enduro	95-00	107830 24.50 G	107847 24.50 G
300 Enduro	01-04	107830 24.50 G	107852 24.50 G
300 Enduro	05-14	107830 24.50 G	107844 24.50 G
450 Cross	04	107830 24.50 G	107852 24.50 G
450 Cross	05-14	107830 24.50 G	107844 24.50 G
450 Enduro	04	107830 24.50 G	107852 24.50 G
450 Enduro	05-14	107830 24.50 G	107844 24.50 G
530 Cross	05-13	107830 24.50 G	107844 24.50 G
530 Enduro	04	107830 24.50 G	107852 24.50 G
530 Enduro	05-13	107830 24.50 G	107844 24.50 G
<b>YAMAHA BRAKE PADS</b>			
YZ 80	93-01	107832 24.50 G	113382 24.50 G
YZ 85	02-15	107832 24.50 G	113382 24.50 G
DT 125 R	88-04	113380 24.50 G	113380 24.50 G
TT-R 125	00-15	107832 24.50 G	-----
YZ 125	90-97	107828 24.50 G	107843 24.50 G
YZ 125	98-02	107831 24.50 G	107852 24.50 G
YZ 125	03-07	107831 24.50 G	107844 24.50 G
YZ 125	08-15	107836 24.50 G	107844 24.50 G
YZ 250	89-97	107828 24.50 G	107843 24.50 G
YZ 250	98-02	107831 24.50 G	107852 24.50 G
YZ 250	03-07	107831 24.50 G	107844 24.50 G
YZ 250	08-15	107836 24.50 G	107844 24.50 G
WR 250	91-97	107828 24.50 G	107843 24.50 G
YZ 250 F	03-06	107831 24.50 G	107844 24.50 G
YZ 250 F	07-15	107836 24.50 G	107844 24.50 G
YZ 250 FX	15	TBA	107844 24.50 G
WR 250 F	03-15	107831 24.50 G	107844 24.50 G
WR 250 R	08-15	107831 24.50 G	107844 24.50 G
WR 250 X	08-11	-----	107844 24.50 G
YZ 400 F	98	107831 24.50 G	107843 24.50 G
YZ 400 F	99	107831 24.50 G	107852 24.50 G
WR 400 F	98	107831 24.50 G	107843 24.50 G
WR 400 F	99-00	107831 24.50 G	107852 24.50 G
YZ 426 F	00-02	107831 24.50 G	107852 24.50 G
WR 426 F	01-02	107831 24.50 G	107852 24.50 G
YZ 450 F	03-07	107831 24.50 G	107844 24.50 G
YZ 450 F	08-15	107836 24.50 G	107844 24.50 G
WR 450 F	03-15	107831 24.50 G	107844 24.50 G





# JT DIRT BIKE BRAKE DISCS

MODEL	YEAR	FRONT DISC		REAR DISC	
<b>HONDA</b>					
CR80 R-N,P,R,S	92-95	----		207676	23.38 L
CR80 R/RB-T,V,W,X,Y,1,2	96-02	207677	23.38 L	207676	23.38 L
CR85 R/RB-3,4,5,6,7	03-07	207677	23.38 L	207676	23.38 L
CR125 R-S,T,V	95-97	207679	26.98 L	207680	26.98 L
CR125 R-W,X,Y,1	98-01	207679	26.98 L	207681	26.98 L
CR125 R-2,3,4,5,6,7	02-07	207679	26.98 L	207678	26.98 L
CRF150 R/RB-7,8,9,A,B,C,D,E,F,G	07-16	207677	23.38 L	207676	23.38 L
CR250 R-S,T	95-96	207679	26.98 L	207680	26.98 L
CR250 R-V,W,X,Y,1	97-01	207679	26.98 L	207681	26.98 L
CR250 R-2,3,4,5,6,7	02-07	207679	26.98 L	207678	26.98 L
CRF250 R-4,5,6,7,8,9,A,B,C,D,E	04-14	207679	26.98 L	207678	26.98 L
CRF250 R-	15-16	----		207678	26.98 L
CRF450 R-2,3,4,5,6,7,8,9,A,B,C,D,E	02-14	207679	26.98 L	207678	26.98 L
CRF450 R-F,G	15-16	----		207678	26.98 L
CR500 R-S,T,V,W,X,Y,1	95-01	207678	26.98 L	207680	26.98 L
<b>HUSABERG</b>					
FS 400 C	01-03	----		207707	26.98 L
FS 400 E	01-03	----		207707	26.98 L
FX450	10-11	207708	26.98 L	207707	26.98 L
FC 501 (4 Speed)	99-03	207708	26.98 L	207707	26.98 L
FC 550 (4 Speed)	01-05	207708	26.98 L	207707	26.98 L
FC 600 (4 Speed)	99-03	207708	26.98 L	207707	26.98 L
FX 650 E	01-05	207708	26.98 L	207707	26.98 L
<b>HUSQVARNA</b>					
TC 85 (17/14)	14-15	207705	23.38 L	207706	23.38 L
TC 125	14-16	207708	26.98 L	207707	26.98 L
TE 125	14-16	207708	26.98 L	207707	26.98 L
TC 250	14-16	207708	26.98 L	207707	26.98 L
TE 250	14-16	207708	26.98 L	207707	26.98 L
FC 250	14-16	207708	26.98 L	207707	26.98 L
FC 350	14-16	207708	26.98 L	207707	26.98 L
FC 450	14-16	207708	26.98 L	207707	26.98 L
<b>KAWASAKI</b>					
KX65 A1-A6,A6F,A7F,A8F,A9F,A9FA,AAF,ABF,ACF,ADF,AEF,AFF	00-15	207683	23.38 L	207682	23.38 L
KX80 E2,E3,G1,G2,J1,J2	84-87	207685	23.38 L	----	
KX80 L1-L3,N1-,N3,R1-R7,T1-T4	88-97	207685	23.38 L	207686	23.38 L
KX80 W1-W3	97-00	207684	23.38 L	207686	23.38 L
KX85 A1-A5,A6F-ADF,B1-B5,B6F-BCF,CEF-CGF,DEF-DFF	01-16	207684	23.38 L	207686	23.38 L
KX100 A1-A2,B1-B7	89-97	207685	23.38 L	207686	23.38 L
KX100 C1-C3,D1,D6F-DDF,FEF-FGF	98-16	207684	23.38 L	207686	23.38 L
KX125 G1,H1-H2,J1-J2,K1-K5,L1-L4	89-02	207687	28.78 L	207688	28.78 L
KX125 M1-M3	03-05	207689	18.10 E	207690	28.78 L
KX125 M6F,M7F,M8F	06-08	207691	28.78 L	207690	28.78 L
KLX140	11-16	207684	23.38 L	207686	23.38 L
KLX140L	11-16	207684	23.38 L	207686	23.38 L
KX250 F-N1,N2	04-05	207689	18.10 E	207690	28.78 L
KX250 F-T6F,T7F,T8F,W9F,XAFB	06-10	207691	28.78 L	207690	28.78 L
KX250 F-YBF,YCF,ZDF,ZEF	11-14	207691	28.78 L	207690	28.78 L
KX250 F-ZFF	15-16	----		207690	28.78 L
KX250 H2,J1-J2,K1-K5,L1-L4	91-02	207687	28.78 L	207688	28.78 L
KX250 M1,M2,R1	03-05	207689	18.10 E	207690	28.78 L
KX250 R6F,R7F,R8F	06-08	207691	28.78 L	207690	28.78 L
KX450 F-D6F,D7F,D8F,E9F,E9FA,EAF	06-10	207691	28.78 L	207690	28.78 L
KX450 F-EBF,FCF,DF,FEF	11-14	207691	28.78 L	207690	28.78 L
KX450 F-FFF	15-16		0 0	207690	28.78 L
KX500 E1-E16	89-04	207687	28.78 L	207688	28.78 L

accessories

body

handlebar  
& gripscables &  
levers

exhaust

engine

fuel &  
intakeelectrical  
& ignition

clutch

drive

bearings

brakes

steering &  
suspension

tires

tools &  
shop



## JT BRAKE DISCS CONTINUED

MODEL	YEAR	FRONT DISC			REAR DISC		
<b>KTM</b>							
85 SX	03-15	207705	23.38	L	207706	23.38	L
85 XC	08-09	207705	23.38	L	207706	23.38	L
105 SX	07-08	207705	23.38	L	207706	23.38	L
105 XC	08-09	207705	23.38	L	207706	23.38	L
125 EXC	00-16	207708	26.98	L	207707	26.98	L
125 MX	92	207708	26.98	L	----		
125 SX	93-16	207708	26.98	L	207707	26.98	L
144 SX	08	207708	26.98	L	207707	26.98	L
150 SX	08-16	207708	26.98	L	207707	26.98	L
150 XC	10-16	207708	26.98	L	207707	26.98	L
200 EXC	07-06	207708	26.98	L	207707	26.98	L
200 SX	03-04	207708	26.98	L	207707	26.98	L
200 XC	08-09	207708	26.98	L	207707	26.98	L
200 XC-W	08-16	207708	26.98	L	207707	26.98	L
250 EXC	00-16	207708	26.98	L	207707	26.98	L
250 EXC-F	06-16	207708	26.98	L	207707	26.98	L
250 MX	92	207708	26.98	L	----		
250 SX	98-16	207708	26.98	L	207707	26.98	L
250 SX-F / SXS / SXS-F	05-16	207708	26.98	L	207707	26.98	L
250 XC	08-16	207708	26.98	L	207707	26.98	L
250 XC-F	08-15	207708	26.98	L	207707	26.98	L
250 XC-W	08-16	207708	26.98	L	207707	26.98	L
250 XCF-W	12-16	207708	26.98	L	207707	26.98	L
300 EXC	00-16	207708	26.98	L	207707	26.98	L
300 MX	92	207708	26.98	L	----		
300 SX	93-97	207708	26.98	L	207707	26.98	L
300 XC / XC-W	08-16	207708	26.98	L	207707	26.98	L
350 EXC-F	12-16	207708	26.98	L	207707	26.98	L
350 SX-F	12-16	207708	26.98	L	207707	26.98	L
350 XC-F / XC-W	11-16	207708	26.98	L	207707	26.98	L
380 SX	98-02	207708	26.98	L	207707	26.98	L
400 EXC	09-11	207708	26.98	L	207707	26.98	L
400 SX	00-02	207708	26.98	L	207707	26.98	L
400 XC-W	09-10	207708	26.98	L	207707	26.98	L
450 EXC	13-16	207708	26.98	L	207707	26.98	L
450 SMR	04-08	----			207707	26.98	L
450 SX-F / SXS / SXS-F	03-16	207708	26.98	L	207707	26.98	L
450 XC-F	08-15	207708	26.98	L	207707	26.98	L
450 XC-W	08-16	207708	26.98	L	207707	26.98	L
500 MX	92	207708	26.98	L	----		
500 EXC	12-16	207708	26.98	L	207707	26.98	L
500 SX	93-95	207708	26.98	L	----		
500 XC-F	08-09	207708	26.98	L	207707	26.98	L
500 XC-W	12-16	207708	26.98	L	207707	26.98	L
505 SX-F	07-09	207708	26.98	L	207707	26.98	L
505 XC-F	08-09	207708	26.98	L	207707	26.98	L
520 SX	00-02	207708	26.98	L	207707	26.98	L
525 SMR	04-05		0	0	207707	26.98	L
525 EXC	03-07	207708	26.98	L	207707	26.98	L
525 SX	03-06	207708	26.98	L	207707	26.98	L
530 EXC	08-11	207708	26.98	L	207707	26.98	L
530 XC-W	09-10	207708	26.98	L	207707	26.98	L
540 SXC	99-00	207708	26.98	L	207707	26.98	L
540 SXS	01-06	207708	26.98	L	207707	26.98	L
560 SMR	06-08		0	0	207707	26.98	L
<b>SUZUKI</b>							
RM65 K3-K5	03-05	207683	23.38	L	207682	23.38	L
RM80 X-L,M,N,P,R,S,Y,V,W,X,Y,K1	90-01	207692	23.38	L	207686	23.38	L
RM85 K2-K6	02-04	207692	23.38	L	207686	23.38	L
RM85 K7-K9,L0-L6	05-16	207693	23.38	L	207694	23.38	L
RM125 K,L,M,N,P,R,S,T,V,W	89-98	207696	28.78	L	207695	26.98	L
RM125 X,Y,K1-K8,XCK8,K9	99-09	207696	28.78	L	207697	28.78	L



## JT BRAKE DISCS CONTINUED

MODEL	YEAR	FRONT DISC			REAR DISC		
<b>SUZUKI</b>							
RM250 K,L,M,N,P,R,S,T,V,W	89-98	207696	28.78	L	207695	26.98	L
RM250 X,Y,K1-K9	99-09	207696	28.78	L	207697	28.78	L
RM-Z250 K4-K6	04-06	207689	18.10	E	207690	28.78	L
RM-Z250 K7-K9,L0-L6	07-16	207698	28.78	L	207699	28.78	L
RM-Z450 K5-K9,L0-L6	05-16	207698	28.78	L	207699	28.78	L
<b>YAMAHA</b>							
YZ80 E,F,G,H,J,K,L,M,N	93-01	207693	23.38	L	207700	23.38	L
YZ80 LW - F,G,H,J,K,L,M,N Large Wheel	93-01	207693	23.38	L	207700	23.38	L
YZ85 P,R,S,T,V,W,X,Y,Z,A,B,D,E,F,G	02-16	207693	23.38	L	207700	23.38	L
YZ85 LW - P,R,S,T,V,W,X,Y,Z,A,B,D,E,F,G Large Wheel	02-16	207693	23.38	L	207700	23.38	L
YZ125 D,E,F,G,H,J	92-97	207703	26.98	L	----		
YZ125 K,L,M	98-00	207703	26.98	L	207701	26.98	L
YZ125 N	01	207696	28.78	L	207701	26.98	L
YZ125 P,R,S,T,V,W	02-07	207696	28.78	L	207702	28.78	L
YZ125 X1,Y,Z,A1,B,D2,E2,F2,G2	08-16	207704	28.78	L	207702	28.78	L
WR250 F-A,B,D,E,F	11-15	207696	28.78	L	207702	28.78	L
YZ250 D,E,F,G,H,J	92-97	207703	26.98	L	----		
YZ250 K,L,M	98-00	207703	26.98	L	207701	26.98	L
YZ250 N	01	207696	28.78	L	207701	26.98	L
YZ250 P,R,S,T,V,W	02-07	207696	28.78	L	207702	28.78	L
YZ250 X,Y,Z,A1,B1,D2,E2,F2,G2	08-16	207704	28.78	L	207702	28.78	L
YZ250 F-N (4-Stroke)	01	207696	28.78	L	207701	26.98	L
YZ250 F-P,R,S,T,V (4-Stroke)	02-06	207696	28.78	L	207702	28.78	L
YZ250 F-W,X,Y,Z,A,B,D,E,F,G (4-Stroke)	07-16	207704	28.78	L	207702	28.78	L
YZ250 X	16	207704	28.78	L	207702	28.78	L
YZ250 FX	15-16	207704	28.78	L	207702	28.78	L
YZ400 F-K	98	207703	26.98	L	----		
YZ400 F-L	99	207703	26.98	L	207701	26.98	L
YZ426 F-M	00	207703	26.98	L	207701	26.98	L
YZ426 F-N	01	207696	28.78	L	207701	26.98	L
YZ426 F-P	02	207696	28.78	L	----		
WR450F	11-15	207696	28.78	L	207702	28.78	L
YZ450 F-R,S,T,V,W	03-07	207696	28.78	L	207702	28.78	L
YZ450 F-X,Y,Z,A,B,D,E,F	08-15	207704	28.78	L	207702	28.78	L

- accessories
- body
- handlebar & grips
- cables & levers
- exhaust
- engine
- fuel & intake
- electrical & ignition
- clutch
- drive
- bearings
- brakes**
- steering & suspension
- tires
- tools & shop



## CYCLEFLEX BRAKE LINES



Russell's Cycleflex Off-Road/Dual-Sport/Motocross brake hoses are engineered to deliver optimum performance and reliability. Cycleflex hoses feature our PowerFlex Hose Series that utilizes a Teflon® inner liner supported by a rugged 308 stainless steel outer jacket.

This combination ensures a lightweight assembly that withstands prolonged flexing, aging and vibration without expansion, delivering enhanced brake performance.

A section of hard tube prevents the hose from fouling the wheel or fender during suspension travel.



		FRONT LINE STAINLESS			REAR LINE STAINLESS			SPEED BLEEDER		
<b>HONDA</b>										
CR125	1992-94	716303	46.95	B	----			716541	13.95	B
CR125	1995-01	716306	48.95	B	716373	32.95	B	716541	13.95	B
CR125	2004-07	716297	47.95	B	716381	36.95	B	716541	13.95	B
CRF150R	2007-09	716366	45.95	B	716365	34.95	B	----		
CRF230F	2003-05	----			----			716541	13.95	B
CR250R	1992-94	716303	46.95	B	----			716541	13.95	B
CR250R	1995-01	716306	48.95	B	716373	32.95	B	716541	13.95	B
CR250R	2004	716297	47.95	B	716381	36.95	B	716541	13.95	B
CR250R	2005-07	716297	47.95	B	716383	36.95	B	716541	13.95	B
CRF250R	2004-14	716297	47.95	B	716383	36.95	B	716541	13.95	B
CRF250X	2005-10	716304	49.95	B	716383	36.95	B	716541	13.95	B
XR400R	1996-04	716310	54.95	B	716374	36.95	B	716541	13.95	B
CRF450R	2002-14	716297	47.95	B	716383	36.95	B	716541	13.95	B
CRF450X	2005-10	716304	49.95	B	716383	36.95	B	716541	13.95	B
CR500	1992-94	716303	46.95	B	----			716541	13.95	B
CR500	1995-01	716306	48.95	B	----			716541	13.95	B
XR600R	1993-99	716307	49.95	B	716374	36.95	B	716541	13.95	B
<b>KAWASAKI</b>										
KX65	2002-06	716036	44.95	B	----			716542	13.95	B
KX125	1990-93	716023	46.95	B	716080	31.95	B	716542	13.95	B
KX125	1996	----			716080	31.95	B	716542	13.95	B
KX125	1997-98	----			716080	31.95	B	716542	13.95	B
KX125	1999-02	716037	52.95	B	716087	36.95	B	716542	13.95	B
KX125	2003	716037	52.95	B	716044	35.95	B	716542	13.95	B
KX125	2004	----			716044	35.95	B	716542	13.95	B
KX125	2005-06	716062	47.95	B	716044	35.95	B	716542	13.95	B
KDX200	1993-03	716027	46.95	B	716079	32.95	B	716542	13.95	B
KDX200	2004-06	716027	46.95	B	----			716542	13.95	B
KDX220R	1997-03	716027	46.95	B	716079	32.95	B	716542	13.95	B
KDX220R	2004-05	716027	46.95	B	----			716542	13.95	B



## CYCLEFLEX BRAKE LINES

		FRONT LINE STAINLESS			REAR LINE STAINLESS			SPEED BLEEDER		
<b>KAWASAKI CONTINUED</b>										
KX250	1990-93	716023	46.95	B	716080	31.95	B	716542	13.95	B
KX250	1996	-----			716080	31.95	B	716542	13.95	B
KX250	1999-02	716037	52.95	B	716089	27.95	B	716542	13.95	B
KX250	2003	716037	52.95	B	716044	35.95	B	716542	13.95	B
KX250	2004	716062	47.95	B	716044	35.95	B	716542	13.95	B
KX250	2005-06	716062	47.95	B	716044	35.95	B	716542	13.95	B
KX250	2007	716066	47.95	B	716044	35.95	B	716542	13.95	B
KX250F	2004	716062	47.95	B	716063	34.95	B	716542	13.95	B
KX250F	2005	716062	47.95	B	716063	34.95	B	716542	13.95	B
KX250F	2006-14	716066	47.95	B	716063	34.95	B	716542	13.95	B
KX450F	2006-14	716066	47.95	B	716063	34.95	B	716542	13.95	B
KX500	1990-93	716023	46.95	B	716080	31.95	B	716542	13.95	B
KX500	1996-02	-----			716080	31.95	B	716542	13.95	B
KX500	2003-04	-----			-----			716542	13.95	B
KLR650	1993-07	716028	49.95	B	716082	31.95	B	716542	13.95	B
KLR650	2008-14	716053	42.95	B	716097	32.95	B	716541	13.95	B
<b>SUZUKI</b>										
RM125	2004	716062	47.95	B	-----			716541	13.95	B
RM125	2005	716062	47.95	B	716063	34.95	B	716541	13.95	B
RM125	2006-08	716066	47.95	B	716063	34.95	B	716541	13.95	B
RM250	2004	716062	47.95	B	716069	34.95	B	716541	13.95	B
RM250	2005	716062	47.95	B	716063	34.95	B	716541	13.95	B
RM250	2006-09	716066	47.95	B	716063	34.95	B	716541	13.95	B
RM-Z250	2004	716062	47.95	B	716063	34.95	B	716541	13.95	B
RM-Z250	2005-06	716062	47.95	B	716063	34.95	B	716541	13.95	B
RM-Z250	2007-14	716066	47.95	B	716063	34.95	B	716541	13.95	B
DRZ400/400E/400S	2000-14	716059	51.95	B	716070	37.95	B	716541	13.95	B
DR-Z400SM	2005-14	-----			716253	30.95	B	716541	13.95	B
RM-Z450	2005-06	716062	47.95	B	716063	34.95	B	716541	13.95	B
RM-Z450	2007-14	716066	47.95	B	716063	34.95	B	716541	13.95	B
<b>YAMAHA</b>										
YZ125	1992-93	716398	54.95	B	-----			716542	13.95	B
YZ125	1994-95	716400	58.95	B	716437	39.95	B	716542	13.95	B
YZ125	1999-00	716420	54.95	B	716434	36.95	B	716542	13.95	B
YZ125	2001-04	716420	54.95	B	716435	36.95	B	716542	13.95	B
YZ125	2005	716422	47.95	B	716423	50.95	B	716541	13.95	B
YZ125	2006-11	716422	47.95	B	716423	50.95	B	-----		
TTR125L	2000-06	716421	48.95	B	-----			716542	13.95	B
WR250	1994-97	716400	58.95	B	716437	39.95	B	716542	13.95	B
WR250F	2005-06	716424	49.95	B	716423	50.95	B	716541	13.95	B
YZ250	1992-93	716398	54.95	B	-----			716542	13.95	B
YZ250	1994-95	716400	58.95	B	716437	39.95	B	716542	13.95	B
YZ250	1996-97	-----			716437	39.95	B	716542	13.95	B
YZ250	1999-00	716420	54.95	B	-----			716542	13.95	B
YZ250/250F	2001-04	716420	54.95	B	716435	36.95	B	716542	13.95	B
YZ250/250F	2005-11	716422	47.95	B	716423	50.95	B	716541	13.95	B
YZ400/426F	1999-00	716420	54.95	B	-----			716542	13.95	B
YZ426F	2001-02	716420	54.95	B	-----			716542	13.95	B
WR450F	2005-06	716424	49.95	B	716423	50.95	B	716541	13.95	B
YZ450F	2003-04	716420	54.95	B	-----			716541	13.95	B
YZ450F	2005-11	716422	47.95	B	716423	50.95	B	716541	13.95	B

- accessories
- body
- handlebar & grips
- cables & levers
- exhaust
- engine
- fuel & intake
- electrical & ignition
- clutch
- drive
- bearings
- brakes**
- steering & suspension
- tires
- tools & shop

# BRAKES

## PROX MASTER CYLINDER REBUILD KITS



ProX has started a complete line of brake master cylinder rebuild kits. The kits are assembled with high quality components all designed and manufactured to meet or exceed the OEM parts. Each kits contains all the necessary components to rebuild the brake master cylinder.

A wide variety of Dirtbike and ATV models are available from ready stock!

- accessories
- body
- handlebar & grips
- cables & levers
- exhaust
- engine
- fuel & intake
- electrical & ignition
- clutch
- drive
- bearings
- brakes**
- steering & suspension
- tires
- tools & shop

MAKE/MODEL	YEAR	FRONT		REAR	
<b>HONDA</b>					
CR 80	86-91	112946	18.37 G	----	
CR 80	92-99	112946	18.37 G	112949	18.37 G
CR 80	00-02	112947	18.37 G	112949	18.37 G
CR 85	03-07	112947	18.37 G	112949	18.37 G
CR 125	84-86	112946	18.37 G	----	
CR 125	87-98	112946	18.37 G	112949	18.37 G
CR 125	99-01	112947	18.37 G	112949	18.37 G
CR 125	02-07	112947	18.37 G	113553	18.37 G
CRF 125 F	14-15	113551	18.37 G	----	
CRF 150 F	03-15	113551	18.37 G	----	
CRF 150 R	07-15	112947	18.37 G	113554	18.37 G
CRF 230 F	03-15	113551	18.37 G	----	
CRF 230 L	08-09	113551	18.37 G	----	
CR 250	84-86	112946	18.37 G	----	
CR 250	87-98	112946	18.37 G	112949	18.37 G
CR 250	99-01	112947	18.37 G	112949	18.37 G
CR 250	02-07	112947	18.37 G	113553	18.37 G
CRF 250 R	04-06	112947	18.37 G	113553	18.37 G
CRF 250 R	07-15	113552	18.37 G	113553	18.37 G
CRF 250 X	04-13	112947	18.37 G	113553	18.37 G
XR 250 R	86-89	112946	18.37 G	----	
XR 250 R	90-95	112946	18.37 G	112949	18.37 G
XR 250 R	96-99	112946	18.37 G	----	
XR 250 R	00-04	112947	18.37 G	----	
XR 400 R	96-99	112946	18.37 G	112949	18.37 G
XR 400 R	00-04	112947	18.37 G	112949	18.37 G
CRF 450 R	02-06	112947	18.37 G	113553	18.37 G
CRF 450 R	07-15	113552	18.37 G	113553	18.37 G
CRF 450X	05-15	112947	18.37 G	113553	18.37 G
CR 500 R	84-86	112946	18.37 G	----	
CR 500 R	87-98	112946	18.37 G	112949	18.37 G
CR 500 R	99-01	112947	18.37 G	112949	18.37 G
XR 600 R	85-90	112946	18.37 G	----	
XR 600 R	91-00	112946	18.37 G	112949	18.37 G
XR 650 L	93-15	113551	18.37 G	112949	18.37 G
XR 650 R	00-07	112947	18.37 G	112949	18.37 G

MAKE/MODEL	YEAR	FRONT		REAR	
<b>KAWASAKI</b>					
KX 65	00-15	112950	18.37 G	112949	18.37 G
KX 80	88-90	112946	18.37 G	----	
KX 80	91-93	112946	18.37 G	112949	18.37 G
KX 80	94-00	112947	18.37 G	112949	18.37 G
KX 85	01-15	112947	18.37 G	112949	18.37 G
KX 100	95-09	112947	18.37 G	112949	18.37 G
KX 125	88-90	112946	18.37 G	112949	18.37 G
KX 125	91-92	112946	18.37 G	112948	18.37 G
KX 125	93	----		112948	18.37 G
KX 125	94-96	112947	18.37 G	112949	18.37 G
KX 125	97-99	112950	18.37 G	112949	18.37 G
KX 125	00-08	112947	18.37 G	112949	18.37 G
KLX 140/L	08-15	112946	18.37 G	112949	18.37 G
KDX 200	89-94	112946	18.37 G	112949	18.37 G
KDX 200	95-06	112947	18.37 G	112949	18.37 G
KDX 220	97-05	112947	18.37 G	112949	18.37 G
KDX 250	91-94	112946	18.37 G	112948	18.37 G
KL 250 Super Sherpa	00-09	112946	18.37 G	----	
KLR 250	91-05	112946	18.37 G	----	
KLX 250	94-96	112947	18.37 G	112948	18.37 G
KLX 250 S	06-13	112946	18.37 G	112949	18.37 G
KLX 250 SF	09-10	112946	18.37 G	112949	18.37 G
KX 250	88-90	112946	18.37 G	112949	18.37 G
KX 250	91-92	112946	18.37 G	112948	18.37 G
KX 250	93	----		112948	18.37 G
KX 250	94-96	112947	18.37 G	112949	18.37 G
KX 250	97-99	112950	18.37 G	112949	18.37 G
KX 250	00-08	112947	18.37 G	112949	18.37 G
KX 250 F	04-15	112947	18.37 G	112949	18.37 G
KLX 300 R	97-07	112947	18.37 G	112949	18.37 G
KLX 450 R	08-13	112947	18.37 G	112949	18.37 G
KX 450 F	06-15	112947	18.37 G	112949	18.37 G
KX 500	85-87	112946	18.37 G	----	
KX 500	88-93	112946	18.37 G	112949	18.37 G
KX 500	94-04	112947	18.37 G	112949	18.37 G
KL 650 A (KLR)	87-07	113551	18.37 G	112949	18.37 G
KL 650 B (KLR)	90-91	113551	18.37 G	----	
KL 650 E (KLR)	08-15	113551	18.37 G	112948	18.37 G
KLX 650 C	93-96	113551	18.37 G	112949	18.37 G
KLX 650 D1	96	112947	18.37 G	112949	18.37 G
KLX 650 R	93-95	112947	18.37 G	112948	18.37 G
KLX 650 R	96	112947	18.37 G	112949	18.37 G

## PROX MASTER CYLINDER REBUILD KITS CONTINUED

MAKE/MODEL	YEAR	FRONT		REAR
<b>SUZUKI</b>				
RM 65	03-05	112950	18.37 G	----
RM 80	86-88	112946	18.37 G	----
RM 80	89	112951	18.37 G	----
RM 80	90-01	112951	18.37 G	----
RM 85	02-04	112951	18.37 G	----
RM 85	03-15	112947	18.37 G	----
RM 100	03	112947	18.37 G	----
DR 125/SE	86-96	113551	18.37 G	----
DR-Z 125/L	03-13	112951	18.37 G	----
RM 125	85-86	113551	18.37 G	----
RM 125	87	112946	18.37 G	----
RM 125	88-91	112949	18.37 G	----
RM 125	92-95	112951	18.37 G	----
RM 125	96-11	112947	18.37 G	----
SP 125	86-88	113551	18.37 G	----
DR 200/SE	86-09	113551	18.37 G	----
DR 250	90-93	112951	18.37 G	----
DR 250 S	90-95	113551	18.37 G	----
DR-Z 250	01-07	112951	18.37 G	----
RM 250	85	113551	18.37 G	----
RM 250	86	112946	18.37 G	----
RM 250	87	112946	18.37 G	----
RM 250	88	112949	18.37 G	----
RM 250	89-92	112951	18.37 G	----
RM 250	93-95	112951	18.37 G	----
RM 250	96-97	112947	18.37 G	----
RM 250	98	112951	18.37 G	----
RM 250	99-12	112947	18.37 G	----
RMX 250	89-98	112951	18.37 G	----
RM-Z 250	04-06	112947	18.37 G	----
RM-Z 250	07-13	112947	18.37 G	----
DR 350	90-99	112951	18.37 G	----
DR 350 SE	90-98	113551	18.37 G	----
DR 350 SE	99	112947	18.37 G	----
DRZ 400 E	00-06	112947	18.37 G	----
DRZ 400 E	07	113551	18.37 G	----
DRZ 400 S	00-13	113551	18.37 G	----
DRZ 400 SM	05-09	113551	18.37 G	----
RMX 450 Z	10-11	112947	18.37 G	----
RM-Z 450	05-13	112947	18.37 G	----
DR 650 SE	90-95	113556	18.37 G	----
DR 650 SE	96-13	113551	18.37 G	----

MAKE/MODEL	YEAR	FRONT		REAR
<b>YAMAHA</b>				
YZ 80	86-92	112952	18.37 G	----
YZ 80	93-96	112952	18.37 G	112949 18.37 G
YZ 80	97-01	112951	18.37 G	112949 18.37 G
YZ 85	02-15	112947	18.37 G	112949 18.37 G
TT-R 125 L Disc Brake	00-13	112946	18.37 G	----
YZ 125	85-87	112952	18.37 G	----
YZ 125	88-89	112952	18.37 G	112949 18.37 G
YZ 125	90-95	112946	18.37 G	112949 18.37 G
YZ 125	96-00	112951	18.37 G	112949 18.37 G
YZ 125	01-02	112947	18.37 G	112949 18.37 G
YZ 125	03-07	112947	18.37 G	113561 18.37 G
YZ 125	08-15	112950	18.37 G	113561 18.37 G
TW 200 Trailway	00-13	113560	18.37 G	----
XT 225	01-07	113560	18.37 G	----
TT-R 225	01-04	113560	18.37 G	----
TT-R 230	05-13	112947	18.37 G	----
TT-R 250	99-06	113560	18.37 G	112949 18.37 G
WR 250	91-96	112946	18.37 G	112949 18.37 G
WR 250	97	112951	18.37 G	112949 18.37 G
WR 250 F	01-02	112947	18.37 G	112949 18.37 G
WR 250 F	03-15	112947	18.37 G	113561 18.37 G
WR 250 R	08-15	112946	18.37 G	----
WR 250 X	08-11	113551	18.37 G	----
XT 250	08-15	112946	18.37 G	112949 18.37 G
YZ 250	85-87	112952	18.37 G	----
YZ 250	88-89	112952	18.37 G	112949 18.37 G
YZ 250	90-95	112946	18.37 G	112949 18.37 G
YZ 250	96-00	112951	18.37 G	112949 18.37 G
YZ 250	01-02	112947	18.37 G	112949 18.37 G
YZ 250	03-07	112947	18.37 G	113561 18.37 G
YZ 250	08-15	112950	18.37 G	113561 18.37 G
YZ 250 F	01-02	112947	18.37 G	112949 18.37 G
YZ 250 F	03-07	112947	18.37 G	113561 18.37 G
YZ 250 F	08-15	112950	18.37 G	113561 18.37 G
WR 400 F	98-99	112951	18.37 G	112948 18.37 G
WR 400 F	00	112951	18.37 G	112949 18.37 G
YZ 400 F	98-99	112951	18.37 G	----
WR 426 F	01-02	112947	18.37 G	112949 18.37 G
YZ 426 F	00	112951	18.37 G	112949 18.37 G
YZ 426 F	01-02	112947	18.37 G	112949 18.37 G
WR 450 F	03-15	112947	18.37 G	113561 18.37 G
YZ 450 F	03-07	112947	18.37 G	113561 18.37 G
YZ 450 F	08-15	112950	18.37 G	113561 18.37 G
YZ 490	85-90	112952	18.37 G	----
WR 500	92-93	112946	18.37 G	112949 18.37 G
XT 600	90-95	113551	18.37 G	112949 18.37 G

- accessories
- body
- handlebar & grips
- cables & levers
- exhaust
- engine
- fuel & intake
- electrical & ignition
- clutch
- drive
- bearings
- brakes**
- steering & suspension
- tires
- tools & shop

# BRAKES

- accessories
- body
- handlebar & grips
- cables & levers
- exhaust
- engine
- fuel & intake
- electrical & ignition
- clutch
- drive
- bearings
- brakes**
- steering & suspension
- tires
- tools & shop



## DIRT BIKE MASTER CYLINDER REBUILD KITS

Each kit includes necessary components to rebuild the brake master cylinders. Manufactured by Nissin, an O.E. manufacturer in Japan.

### FRONT

MAKE/ MODEL	YEAR	PART #		
<b>HONDA</b>				
CR80R	98-99	902222	26.30	H
CR125R	86-98	902222	26.30	H
CR250R	86-98	902222	26.30	H
XR250R	96-99	902222	26.30	H
XR350R	85	902222	26.30	H
XR400R	96-99	902222	26.30	H
CR500R	86-98	902222	26.30	H
XR600R	85	902222	26.30	H
CR80R	00-02	902221	24.80	H
CR85R	03-07	902221	24.80	H
CR125R	99-07	902221	24.80	H
CRF150R	07-08	902221	24.80	H
CR250R	99-07	902221	24.80	H
CRF250R	04-06	902221	24.80	H
CRF250X	04-09	902221	24.80	H
XR250R	00-04	902221	24.80	H
XR400R	00-03	902221	24.80	H
CRF450R	02-06	902221	24.80	H
CRF450X	05-09	902221	24.80	H
CR500R	99-01	902221	24.80	H
XR650R	00-07	902221	24.80	H
CRF125F	16	902223	23.30	H
CRF150F	03-16	902223	23.30	H
CRF230F	03-16	902223	23.30	H
CRF250R	07-16	902391	39.80	H
CRF450R	07-16	902391	39.80	H
XR250L	91-96	902386	32.40	H
XR650L	93-15	902386	32.40	H
XR250R	86-95	902224	23.30	H
XR600R	86-00	902224	23.30	H
<b>KAWASAKI</b>				
KX65	00-16	902430	12.38	H
KX125		902430	12.38	H
KX250		902430	12.38	H
KX80	88-93	902230	22.60	H
KX125	87-93	902230	22.60	H
KDX200	89-94	902230	22.60	H
KDX250	91-94	902230	22.60	H
KX250	87-93	902230	22.60	H
KX500	88-93	902230	22.60	H
KLX650	93	902230	22.60	H
KX80	94-96	902231	22.50	H
KX100	95-96	902231	22.50	H
KX125	94-96	902231	22.50	H

MAKE/ MODEL	YEAR	PART #		
<b>KAWASAKI CONTINUED</b>				
KDX200	95-06	902231	22.50	H
KDX220	98-05	902231	22.50	H
KLX250	94-96	902231	22.50	H
KX250	94-96	902231	22.50	H
KLX300	97-07	902231	22.50	H
KX500	94-96	902231	22.50	H
KX80	97-00	902232	21.80	H
KX100	97-00	902232	21.80	H
KX500	97-03	902232	21.80	H
KX85	01-09	902229	22.70	H
KX100	01-09	902229	22.70	H
KX125	01-05	902229	22.70	H
KX250	01-07	902229	22.70	H
KX250F	06-09	902229	22.70	H
KX450F	06-09	902229	22.70	H
KX500	04	902229	22.70	H
KX85	14-16	902236	28.30	H
KX100	11-16	902236	28.30	H
KX250F	11-12	902236	28.30	H
KX450F	11-12	902236	28.30	H
KX125	97-99	902228	35.50	H
KX250	97-99	902228	35.50	H
KLX140/L	08-16	902431	10.52	H
KL250	00-03	902431	10.52	H
KL250	09	902431	10.52	H
KLR250	91-05	902431	10.52	H
KLX250S	06-07	902431	10.52	H
KLX250S	09-14	902432	13.22	H
KLX250SF	09-10	902432	13.22	H
KLR650	87-07	902382	26.80	H
KLR650	08-15	902383	29.20	H
KX250F	13-16	902433	24.80	H
KX450F	13-16	902433	24.80	H
<b>SUZUKI</b>				
RM80	89-01	902238	23.20	H
RM125	89-95	902238	23.20	H
DR-Z250	01-07	902238	23.20	H
RM250	89-95	902238	23.20	H
RMX250	89-98	902238	23.20	H
DR350	90-99	902238	23.20	H
RM85/L	02-15	902236	28.30	H
RM125	01-08	902236	28.30	H
RM250	04-08	902236	28.30	H
RM-Z250	04-15	902236	28.30	H

MAKE/ MODEL	YEAR	PART #		
<b>SUZUKI CONTINUED</b>				
RM-Z450	05-15	902236	28.30	H
RM125	96-03	902237	32.20	H
RM250	96-03	902237	32.20	H
DR-Z400/E	00-07	902237	32.20	H
DR200S	15	902384	29.90	H
DR200SE	96-13	902384	29.90	H
DR350SE	90-99	902384	29.90	H
DR-Z400S	00-15	902384	29.90	H
DR650SE	96-15	902382	26.80	H
<b>YAMAHA</b>				
YZ80	86-96	902241	21.70	H
YZ125	86-89	902241	21.70	H
RT180	98	902241	21.70	H
TTR225	99-04	902241	21.70	H
YZ250	86-89	902241	21.70	H
YZ250WR	89	902241	21.70	H
YZ490	86-90	902241	21.70	H
YZ80	01	902239	25.50	H
YZ125	01	902239	25.50	H
WR250F	01	902239	25.50	H
YZ250	01	902239	25.50	H
YZ250F	01	902239	25.50	H
WR426F	01	902239	25.50	H
YZ426F	01	902239	25.50	H
YZ85	02-08	902240	25.50	H
YZ125	02-07	902240	25.50	H
TTR230	05-08	902240	25.50	H
WR250F	02-15	902240	25.50	H
YZ250	02-07	902240	25.50	H
YZ250F	02-06	902240	25.50	H
WR426F	02	902240	25.50	H
YZ426F	02	902240	25.50	H
WR450F	03-15	902240	25.50	H
YZ450F	03-07	902240	25.50	H
YZ125	90-95	902242	23.20	H
WR250Z	91-96	902242	23.20	H
YZ250	90-95	902242	23.20	H
YZ250WR	90	902242	23.20	H
WR500Z	92-93	902242	23.20	H
YZ125	08-15	902434	19.40	H
YZ250	08-15	902434	19.40	H
YZ250F	07-16	902434	19.40	H
YZ450F	08-16	902434	19.40	H
WR250R	08-15	902435	11.93	H
XT250	08-16	902435	11.93	H





## DIRT BIKE MASTER CYLINDER REBUILD KITS

CONTINUED

### REAR

MAKE/ MODEL	YEAR	PART #			MAKE/ MODEL	YEAR	PART #			MAKE/ MODEL	YEAR	PART #		
<b>HONDA</b>					<b>KAWASAKI CONTINUED</b>					<b>SUZUKI CONTINUED</b>				
CR80R	92-02	902225	26.50	H	KL250	00-03	902225	26.50	H	DR650S	90-91	902234	22.70	H
CR85R	03-07	902225	26.50	H	KX250	86-90	902225	26.50	H	RM-Z250	07-15	902437	14.59	H
CR125R	87-01	902225	26.50	H	KX250	94-07	902225	26.50	H	RMX450Z	10	902437	14.59	H
CR250R	87-01	902225	26.50	H	KX250F	04-16	902225	26.50	H	RM-Z450	05-15	902437	14.59	H
XR250R	90-95	902225	26.50	H	KLX300	97-07	902225	26.50	H	<b>YAMAHA</b>				
XR400R	96-03	902225	26.50	H	KX450F	06-16	902225	26.50	H	YZ80	93-01	902243	25.50	H
CR500R	87-01	902225	26.50	H	KX500	86-90	902225	26.50	H	YZ85	02-08	902243	25.50	H
XR600R	91-00	902225	26.50	H	KX500	94-04	902225	26.50	H	YZ125	88-95	902243	25.50	H
XR650L	93-09	902225	26.50	H	KLR650	87-07	902225	26.50	H	WR250Z	91-96	902243	25.50	H
XR650R	00-07	902225	26.50	H	KLX650	93-96	902225	26.50	H	YZ250	88-95	902243	25.50	H
CR125R	02-07	902227	29.00	H	KX125	91-93	902234	22.70	H	YZ250WR	89-90	902243	25.50	H
CR250R	02-07	902227	29.00	H	KDX250	91-94	902234	22.70	H	WR500Z	92-93	902243	25.50	H
CRF250R	04-16	902227	29.00	H	KLX250	94-96	902234	22.70	H	YZ125	96-02	902244	25.50	H
CRF250X	04-15	902227	29.00	H	KX250	91-93	902234	22.70	H	YZ250	96-02	902244	25.50	H
CRF450R	02-16	902227	29.00	H	KX500	91-93	902234	22.70	H	WR250F	01-02	902244	25.50	H
CRF450X	05-15	902227	29.00	H	KLR650	08-15	902234	22.70	H	WR250Z	97	902244	25.50	H
CRF150R	07-09	902436	13.92	H	<b>SUZUKI</b>					YZ250F	01-02	902244	25.50	H
CRF150R	12-16	902436	13.92	H	RM80	91-01	902225	26.50	H	WR400F	00	902244	25.50	H
CRF230L	08-09	902234	22.70	H	RM85	02-08	902225	26.50	H	WR426F	01-02	902244	25.50	H
CRF230M	09	902234	22.70	H	RM125	96-08	902225	26.50	H	YZ426F	00-02	902244	25.50	H
XR250L	91-96	902234	22.70	H	DR250	90-95	902225	26.50	H	YZ125	03-15	902245	23.80	H
XR250R	96-04	902234	22.70	H	RM250	96-08	902225	26.50	H	YZ250	03-15	902245	23.80	H
<b>KAWASAKI</b>					RM-Z250	04-06	902225	26.50	H	WR250F	03-15	902245	23.80	H
KX65	00-16	902225	26.50	H	DR350	90-99	902225	26.50	H	YZ250F	03-16	902245	23.80	H
KX80	88-00	902225	26.50	H	DR350SE	90-99	902225	26.50	H	WR450F	03-15	902245	23.80	H
KX85	01-16	902225	26.50	H	DR-Z400/E	00-07	902225	26.50	H	YZ450F	03-16	902245	23.80	H
KX100	95-16	902225	26.50	H	DR-Z400S	00-15	902225	26.50	H	TT-R250	99-06	902438	15.69	H
KX125	86-90	902225	26.50	H	DR650SE	96-15	902225	26.50	H	WR250R	08-15	902439	19.49	H
KX125	94-05	902225	26.50	H	RM125	93-95	902234	22.70	H	WR250X	08-11	902439	19.49	H
KLX140/L	08-16	902225	26.50	H	DR-Z250	01-07	902234	22.70	H	XT250	08-16	902440	17.86	H
KDX200	89-06	902225	26.50	H	RM250	87-95	902234	22.70	H	WR400F	98-99	902441	13.57	H
KDX220	98-05	902225	26.50	H	RMX250	89-98	902234	22.70	H	YZ400F	98-99	902441	13.57	H

- accessories
- body
- handlebar & grips
- cables & levers
- exhaust
- engine
- fuel & intake
- electrical & ignition
- clutch
- drive
- bearings
- brakes**
- steering & suspension
- tires
- tools & shop

# BRAKES



## DIRT BIKE BRAKE CALIPER REBUILD KITS

Each kit includes all necessary rubber components and pad hanger pins if it's applicable. Made by Nissin, an O.E. manufacturer in Japan.

### FRONT

MAKE/MODEL	YEAR	PART #		
<b>HONDA</b>				
CR80R	93-02	902246	20.40	H
CR85R	03-07	902246	20.40	H
CRF150R	07-16	902246	20.40	H
CR125R	87-07	902247	22.70	H
CRF150F	06-12	902247	22.70	H
CRF230F	03-12	902247	22.70	H
CR250R	87-07	902247	22.70	H
CRF250R	04-16	902247	22.70	H
CRF250X	04-15	902247	22.70	H
XR250R	93-04	902247	22.70	H
CRF450R	03-16	902247	22.70	H
CRF450X	04-15	902247	22.70	H
CR500R	87-01	902247	22.70	H
XR650L	93-09	902247	22.70	H
CRF250L	13-15	902413	35.90	H
<b>KAWASAKI</b>				
KX65	00-16	902414	24.60	H
KX125	89-93	902256	25.70	H
KX250	89-93	902256	25.70	H
KX500	89-93	902256	25.70	H
KX125	94-96	902251	27.50	H

MAKE/MODEL	YEAR	PART #		
<b>KAWASAKI CONTINUED</b>				
KX125	01-05	902251	27.50	H
KX250	94-96	902251	27.50	H
KX250	01-07	902251	27.50	H
KX250F	04-16	902251	27.50	H
KX450F	06-16	902251	27.50	H
KX500	94-04	902251	27.50	H
KX125	97-00	902253	30.20	H
KX250	97-00	902253	30.20	H
KLR650	08-15	902381	26.50	H
<b>SUZUKI</b>				
DR125SE	94-96	902415	26.50	H
DR200	86-88	902415	26.50	H
DR200S	15	902415	26.50	H
DR200SE	96-13	902415	26.50	H
RM125	87-95	902256	25.70	H
RM250	87-95	902256	25.70	H
RM125	96-07	902262	24.50	H
RM250	96-08	902262	24.50	H
RM-Z250	07-15	902262	24.50	H
DR350SE	98-99	902262	24.50	H
RM-Z450	05-15	902262	24.50	H

MAKE/MODEL	YEAR	PART #		
<b>SUZUKI CONTINUED</b>				
DR-Z400S	00-15	902262	24.50	H
DR650SE	96-15	902262	24.50	H
RM-Z250	04-06	902251	27.50	H
<b>YAMAHA</b>				
YZ125	90-97	902256	25.70	H
YZ250	90-97	902256	25.70	H
YZ125	98-07	902247	22.70	H
WR250F	01-15	902247	22.70	H
YZ250	98-07	902247	22.70	H
YZ250F	01-06	902247	22.70	H
WR400F	98-00	902247	22.70	H
YZ400F	99	902247	22.70	H
WR426F	01-02	902247	22.70	H
YZ426F	00-02	902247	22.70	H
WR450F	03-15	902247	22.70	H
YZ450F	03-07	902247	22.70	H
YZ125	08-15	902266	21.90	H
YZ250	08-15	902266	21.90	H
YZ250F	07-16	902266	21.90	H
YZ450F	08-16	902266	21.90	H
WR250R	08-15	902416	27.30	H

### REAR

MAKE/MODEL	YEAR	PART #		
<b>HONDA</b>				
CR80R	92-02	902249	20.90	H
CR85R	03-07	902249	20.90	H
CR125R	90-01	902249	20.90	H
CR250R	90-01	902249	20.90	H
CR500R	90-01	902249	20.90	H
CR125R	02-07	902250	22.10	H
CRF150R	07-09	902250	22.10	H
CR250R	02-07	902250	22.10	H
CRF250R/X	04-09	902250	22.10	H
CRF450R/X	03-09	902250	22.10	H
CRF230L	08-09	902377	22.90	H
XR250R	93-04	902377	22.90	H
XR650L	93-09	902377	22.90	H
CRF250L	13-15	902417	26.50	H
<b>KAWASAKI</b>				
KX65	00-16	902418	26.50	H
KX80	98-00	902418	26.50	H
KX85	01-16	902418	26.50	H
KX100	98-16	902418	26.50	H
KLX140/L	08-16	902418	26.50	H
KDX220	97-02	902260	21.20	H

MAKE/MODEL	YEAR	PART #		
<b>KAWASAKI CONTINUED</b>				
KDX250	91-94	902260	21.20	H
KX250	89-93	902260	21.20	H
KX500	89-93	902260	21.20	H
KX125	95-05	902257	22.50	H
KLX250S	06-12	902257	22.50	H
KX250	95-07	902257	22.50	H
KX500	96-04	902257	22.50	H
KX250F	04-16	902259	23.30	H
KX450F	06-16	902259	23.30	H
KLR650	08-15	902378	27.20	H
<b>SUZUKI</b>				
RM125/250	92	902263	23.30	H
RM125/250	96-04	902263	23.30	H
DR-Z400S	00-15	902263	23.30	H
RM125	05-07	902264	23.60	H
RM250	05-08	902264	23.60	H
RM-Z250	04-06	902259	23.30	H
RM-Z250	07	902265	22.60	H
RM-Z450	05-07	902265	22.60	H
RM-Z250	08-15	902419	30.00	H
RMX450	10-11	902419	30.00	H

MAKE/MODEL	YEAR	PART #		
<b>SUZUKI CONTINUED</b>				
RM-Z450	08-15	902419	30.00	H
DR650SE	96-15	902379	25.10	H
<b>YAMAHA</b>				
YZ125	90-97	902260	21.20	H
TT-R250	99-06	902260	21.20	H
WR250Z	91-97	902260	21.20	H
XT250	08-12	902260	21.20	H
YZ250	90-96	902260	21.20	H
YZ250WR	90	902260	21.20	H
WR500Z	92-93	902260	21.20	H
YZ125	98-02	902267	25.40	H
YZ250	98-02	902267	25.40	H
YZ250F	01-02	902267	25.40	H
YZ400F	99	902267	25.40	H
YZ426F	00-02	902267	25.40	H
YZ125	03-15	902268	22.10	H
WR250F	05-15	902268	22.10	H
YZ250	03-15	902268	22.10	H
YZ250F	03-16	902268	22.10	H
WR450F	05-15	902268	22.10	H
YZ450F	03-16	902268	22.10	H



## DIRT BIKE BRAKE PAD HANGER PINS

These include required quantities of brake pad hanger pins. Made by Nissin, an O.E. manufacturer in Japan.

### FRONT

MAKE/MODEL	YEAR	QTY	PART #		
<b>HONDA</b>					
CR125R	87-07	1	902306	5.80	G
CR250R	87-07	1	902306	5.80	G
CR500R	87-01	1	902306	5.80	G
CR80R	93-02	2	902304	16.40	G
CR85R	03-07	2	902304	16.40	G
CRF150F	06-12	1	902306	5.80	G
CRF150R	07-16	2	902304	16.40	G
CRF230F	03-12	1	902306	5.80	G
CRF250R	04-16	1	902306	5.80	G
CRF250X	04-15	1	902306	5.80	G
CRF450R	03-16	1	902306	5.80	G
CRF450X	04-15	1	902306	5.80	G
XR250R	93-04	1	902306	5.80	G
<b>KAWASAKI</b>					
KX125	94-05	1	902306	5.80	G
KX250	94-07	1	902306	5.80	G
KX250F	04-16	1	902306	5.80	G
KX450F	06-16	1	902306	5.80	G
KX500	94-04	1	902306	5.80	G

MAKE/MODEL	YEAR	QTY	PART #		
<b>SUZUKI</b>					
RM125	96-07	1	902306	5.80	G
RM250	96-08	1	902306	5.80	G
RM-Z250	04-15	1	902306	5.80	G
DR350SE	98-99	1	902306	5.80	G
RM-Z450	05-15	1	902306	5.80	G
<b>YAMAHA</b>					
YZ125	98-15	1	902306	5.80	G
WR250F	01-15	1	902306	5.80	G
YZ250	98-15	1	902306	5.80	G
YZ250F	01-16	1	902306	5.80	G
WR400F	98-00	1	902306	5.80	G
YZ400F	99	1	902306	5.80	G
WR426F	01-02	1	902306	5.80	G
YZ426F	00-02	1	902306	5.80	G
WR450F	03-15	1	902306	5.80	G
YZ450F	03-16	1	902306	5.80	G

### REAR

MAKE/MODEL	YEAR	QTY	PART #		
<b>HONDA</b>					
CR80R	92-02	1	902308	9.10	G
CR125R	90-01	1	902308	9.10	G
CR125R	02-07	1	902309	10.10	G
CR250R	90-01	1	902308	9.10	G
CR250R	02-07	1	902309	10.10	G
CR500R	90-01	1	902308	9.10	G
CR85R	03-07	1	902308	9.10	G
CRF150R	07-09	1	902309	10.10	G
CRF250R/X	04-09	1	902309	10.10	G
CRF450R/X	03-09	1	902309	10.10	G
<b>KAWASAKI</b>					
KX125	95-05	1	902308	9.10	G
KX250	95-07	1	902308	9.10	G
KLX250S	06-12	1	902308	9.10	G
KX250F	04-16	1	902308	9.10	G
KX450F	06-16	1	902308	9.10	G
KX500	96-04	1	902308	9.10	G

MAKE/MODEL	YEAR	QTY	PART #		
<b>SUZUKI</b>					
RM125/250	92	1	902308	9.10	G
RM125	05-07	1	902309	10.10	G
RM125/250	96-04	1	902308	9.10	G
RM250	05-08	1	902309	10.10	G
RM-Z250	04-07	1	902308	9.10	G
RM-Z250	08-09	1	902309	10.10	G
RM-Z450	05-07	1	902308	9.10	G
RM-Z450	08-09	1	902309	10.10	G
<b>YAMAHA</b>					
YZ125	98-15	1	902308	9.10	G
WR250F	01-15	1	902308	9.10	G
YZ250	98-15	1	902308	9.10	G
YZ250F	01-16	1	902308	9.10	G
YZ400F	99	1	902308	9.10	G
YZ426F	00-02	1	902308	9.10	G
WR450F	03-15	1	902308	9.10	G
YZ450F	03-16	1	902308	9.10	G

- accessories
- body
- handlebar & grips
- cables & levers
- exhaust
- engine
- fuel & intake
- electrical & ignition
- clutch
- drive
- bearings
- brakes**
- steering & suspension
- tires
- tools & shop

## ALL BALLS RACING BRAKE PEDAL REBUILD KITS

The All Balls rear brake pedal kit contains all the parts needed to rebuild your rear brake pedal mechanism.  
Contains 2 ball bearings, one spherical bearing, one screw, one nut, and one spring.

MODEL	YEARS	REAR BRAKE PEDAL KIT		
<b>HUSABERG</b>				
FE250	13 - 14	133115	30.25	L
TE250	11 - 14	133115	30.25	L
TE300	11 - 14	133115	30.25	L
FE350	13 - 14	133115	30.25	L
390FE	10 - 11	133115	30.25	L
450FE	09 - 11	133115	30.25	L
450FX	10 - 11	133115	30.25	L
FE450	14	133115	30.25	L
FE501	13 - 14	133115	30.25	L
570FE	09 - 11	133115	30.25	L
570FS	10 - 11	133115	30.25	L
<b>HUSQVARNA</b>				
TC 85	14 - 15	133115	30.25	L
TC 125	14 - 15	133115	30.25	L
TE 125	15	133115	30.25	L
FC 250	14 - 15	133115	30.25	L
FE 250	14 - 15	133115	30.25	L
TC 250	14 - 15	133115	30.25	L
TE 250	14 - 15	133115	30.25	L
TE 300	14 - 15	133115	30.25	L
FC 350	14 - 15	133115	30.25	L
FE 350	14 - 15	133115	30.25	L
FE 350S	15	133115	30.25	L
FC 450	14 - 15	133115	30.25	L
FE 450	14	133115	30.25	L
FE 501	14 - 15	133115	30.25	L
FE 501S	15	133115	30.25	L
<b>KTM</b>				
SX 65	09 - 16	133115	30.25	L
SXS 65	13 - 14	133115	30.25	L
XC 65	09	133115	30.25	L
SX 85	03 - 16	133115	30.25	L
SXS 85	13 - 14	133115	30.25	L
XC 85	08 - 09	133115	30.25	L
SX 105	06 - 11	133115	30.25	L
XC 105	08 - 09	133115	30.25	L
EGS 125	98 - 99	133116	37.45	L
EXC 125	98 - 03	133116	37.45	L
EXC 125	04 - 09	133115	30.25	L
EXE 125	00 - 01	133116	37.45	L
SX 125	98 - 03	133116	37.45	L
SX 125	04 - 15	133115	30.25	L
SX 125	16	133949	29.95	L
SXS 125	04	133115	30.25	L
SX 144	07 - 08	133115	30.25	L
SX 150	09 - 15	133115	30.25	L
SX 150	16	133949	29.95	L
XC 150	10 - 14	133115	30.25	L
EGS 200	98 - 99	133116	37.45	L
EXC 200	98 - 03	133116	37.45	L
EXC 200	04 - 05	133115	30.25	L
MXC 200	98 - 03	133116	37.45	L
SX 200	00 - 03	133116	37.45	L
SX 200	04	133115	30.25	L
XC 200	06 - 09	133115	30.25	L
XC-W 200	06 - 16	133115	30.25	L

MODEL	YEARS	REAR BRAKE PEDAL KIT		
<b>KTM CONTINUED</b>				
250 SX-F	15	133949	29.95	L
FACTORY EDITION				
EGS 250	94 - 99	133116	37.45	L
EXC 250	94 - 03	133116	37.45	L
EXC 250	04 - 05	133115	30.25	L
EXC-G 250	02 - 03	133116	37.45	L
Racing EXC-G 250	04 - 05	133115	30.25	L
MXC 250	98 - 01	133116	37.45	L
SX 250	94 - 03	133116	37.45	L
SX 250	04 - 16	133115	30.25	L
SX-F 250	05 - 15	133115	30.25	L
SX-F 250	16	133949	29.95	L
SXS 250	01 - 03	133116	37.45	L
SXS 250	04	133115	30.25	L
XC 250	06 - 16	133115	30.25	L
XC-F 250	07 - 15	133115	30.25	L
XC-F 250	16	133949	29.95	L
XC-FW 250	07 - 16	133115	30.25	L
XC-W 250	06 - 16	133115	30.25	L
EGS 300	94 - 99	133116	37.45	L
EXC 300	94 - 03	133116	37.45	L
EXC 300	04 - 05	133115	30.25	L
MXC 300	94 - 03	133116	37.45	L
MXC 300	04 - 05	133115	30.25	L
SX 300	94	133116	37.45	L
XC 300	06 - 16	133115	30.25	L
XC-W 300	06 - 16	133115	30.25	L
XC-W 300	15	133115	30.25	L
SIX DAYS EXC-F 350	13 - 16	133115	30.25	L
SX-F 350	11 - 15	133115	30.25	L
SX-F 350	16	133949	29.95	L
XC-F 350	11 - 15	133115	30.25	L
XC-F 350	16	133949	29.95	L
XC-FW 350	12 - 16	133115	30.25	L
XC-FW 350 SIX DAYS	15	133115	30.25	L
EGS 360	96 - 97	133116	37.45	L
EXC 360	96 - 97	133116	37.45	L
MXC 360	96 - 97	133116	37.45	L
SX 360	96 - 97	133116	37.45	L
EGS 380	98 - 99	133116	37.45	L
EXC 380	98 - 02	133116	37.45	L
MXC 380	98 - 01	133116	37.45	L
SX 380	98 - 02	133116	37.45	L
EXC 400	00 - 02	133116	37.45	L
EXC-G 400	04 - 06	133115	30.25	L
MXC 400	01 - 02	133116	37.45	L
SC 400	00	133116	37.45	L
SX 400	98 - 02	133116	37.45	L
SXC 400	00	133116	37.45	L

MODEL	YEARS	REAR BRAKE PEDAL KIT		
<b>KTM CONTINUED</b>				
XC-W 400	07 - 10	133115	30.25	L
450 SX-F	15	133949	29.95	L
FACTORY EDITION				
EXC 450	03	133116	37.45	L
EXC 450	04 - 11	133115	30.25	L
EXC-G 450	04 - 07	133115	30.25	L
EXC-R 450	08	133115	30.25	L
MXC-G 450	03	133116	37.45	L
MXC-G 450	04 - 05	133115	30.25	L
SMR 450	05 - 07	133115	30.25	L
SMS 450	03	133116	37.45	L
SMS 450	04	133115	30.25	L
SX 450	03	133116	37.45	L
SX 450	04 - 06	133115	30.25	L
SX-F 450	07 - 15	133115	30.25	L
SX-F 450	16	133949	29.95	L
SXS 450	03	133116	37.45	L
SXS 450	04	133115	30.25	L
XC 450	04 - 07	133115	30.25	L
XC-F 450	08 - 15	133115	30.25	L
XC-F 450	16	133949	29.95	L
XCR-W 450	08	133115	30.25	L
XC-W 450	07 - 16	133115	30.25	L
EXC 500	12 - 16	133115	30.25	L
EXC 500	16	133115	30.25	L
SIX DAYS XC-W 500	12 - 16	133115	30.25	L
SX-F 505	08	133115	30.25	L
XC-F 505	08 - 09	133115	30.25	L
EXC 520	00 - 02	133116	37.45	L
MXC 520	01 - 02	133116	37.45	L
SX 520	00 - 02	133116	37.45	L
EXC 525	03	133116	37.45	L
EXC 525	04 - 07	133115	30.25	L
MXC-G 525	03	133116	37.45	L
MXC-G 525	04 - 05	133115	30.25	L
SMR 525	05	133115	30.25	L
SX 525	03	133116	37.45	L
SX 525	04 - 06	133115	30.25	L
XC 525	06 - 07	133115	30.25	L
XC-W 525	07	133115	30.25	L
EXC 530	10 - 11	133115	30.25	L
EXC-R 530	08 - 09	133115	30.25	L
XCR-W 530	08	133115	30.25	L
XC-W 530	09 - 11	133115	30.25	L
SXS 540	01 - 03	133116	37.45	L
SXS 540	04 - 06	133115	30.25	L
ENDURO R 690	11 - 15	133116	37.45	L



## ALL BALLS RACING BRAKE MECHANISM REBUILD KITS

ALL BALLS RACING BRAKE REBUILD KITS INCLUDE:  
Front and Rear Master Cylinder Rebuild Kits as well as Front and Rear Caliper rebuild kits

MODEL	YEARS	MASTER CYLINDER REBUILD KIT - FRONT			MASTER CYLINDER REBUILD KIT - REAR			CALIPER REBUILD KIT - FRONT			CALIPER REBUILD KIT - REAR		
<b>HONDA</b>													
CR80R	86 - 91	132891	18.95	L				133118	20.90	L			
CR80R	92	132891	18.95	L	133002	18.95	L	133118	20.90	L	133142	20.90	
CR80R	93 - 99	132891	18.95	L	133002	18.95	L	133119	20.90	L	133142	20.90	
CR80R	00 - 02	133098	18.95	L	133002	18.95	L	133119	20.90	L	133142	20.90	
CR80RB	97 - 99	132891	18.95	L	133002	18.95	L	133118	20.90	L	133142	20.90	
CR80RB	00 - 02	133098	18.95	L	133002	18.95	L	133118	20.90	L	133142	20.90	
CR85R/RB	03 - 07	133098	18.95	L	133002	18.95	L	133118	20.90	L	133142	20.90	
CR125R	84 - 86	132891	18.95	L				133120	20.90	L			
CR125R	87 - 98	132891	18.95	L	133002	18.95	L	133121	20.90	L	133142	20.90	
CR125R	99 - 01	133098	18.95	L	133002	18.95	L	133121	20.90	L	133142	20.90	
CR125R	02 - 07	133098	18.95	L	133100	18.95	L	133121	20.90	L	133143	20.90	
CRF125F	14 - 16	132883	18.95	L									
CRF150F	03 - 16	132883	18.95	L				133121	20.90	L			
CRF150R/RB	07 - 16	133098	18.95	L	133101	18.95	L	133118	20.90	L	133143	20.90	
CRF230F	03 - 16	132883	18.95	L				133121	20.90	L			
CRF230L	08 - 09	132883	18.95	L	133001	18.95	L	133122	20.90	L	133142	20.90	
CRF230M	09	132883	18.95	L	133001	18.95	L	133122	20.90	L	133142	20.90	
CR250R	84 - 86	132891	18.95	L				133120	20.90	L			
CR250R	87 - 89	132891	18.95	L	133002	18.95	L	133120	20.90	L	133142	20.90	
CR250R	90 - 98	132891	18.95	L	133002	18.95	L	133121	20.90	L	133142	20.90	
CR250R	99 - 01	133098	18.95	L	133002	18.95	L	133121	20.90	L	133142	20.90	
CR250R	02 - 07	133098	18.95	L	133100	18.95	L	133121	20.90	L	133143	20.90	
CRF250L	13 - 15	132883	18.95	L	133002	18.95	L	133123	20.90	L	133144	20.90	
CRF250R	04 - 06	133098	18.95	L	133100	18.95	L	133121	20.90	L	133143	20.90	
CRF250R	07 - 16	133099	18.95	L	133100	18.95	L	133121	20.90	L	133143	20.90	
CRF250X	04 - 15	133098	18.95	L	133100	18.95	L	133121	20.90	L	133143	20.90	
XR250L	91 - 96							133121	20.90	L	133142	20.90	
XR250R	84 - 85	132883	18.95	L									
XR250R	86	132891	18.95	L									
XR250R	87	132891	18.95	L				133124	20.90	L			
XR250R	88 - 89	132891	18.95	L				133121	20.90	L			
XR250R	90 - 95	132891	18.95	L	133002	18.95	L	133121	20.90	L	133142	20.90	
XR250R	96 - 99	132891	18.95	L	133001	18.95	L	133121	20.90	L	133142	20.90	
XR250R	00 - 04	133098	18.95	L	133001	18.95	L	133121	20.90	L	133142	20.90	
XRE300 (SA)	10 - 12	132883	18.95	L									
XL350R	84 - 85	132883	18.95	L				133124	20.90	L			
XR350R	84	132883	18.95	L									
XR350R	85	132891	18.95	L									
XR400R	96 - 99	132891	18.95	L	133002	18.95	L	133121	20.90	L	133142	20.90	
XR400R	00 - 04	133098	18.95	L	133002	18.95	L	133121	20.90	L	133142	20.90	
CRF450R	02 - 06	133098	18.95	L	133100	18.95	L	133121	20.90	L	133143	20.90	
CRF450R	07 - 16	133099	18.95	L	133100	18.95	L	133121	20.90	L	133143	20.90	
CRF450X	05 - 15	133098	18.95	L	133100	18.95	L	133121	20.90	L	133143	20.90	
CR500R	84 - 86	132891	18.95	L				133120	20.90	L			
CR500R	87 - 98	132891	18.95	L	133002	18.95	L	133121	20.90	L	133142	20.90	
CR500R	99 - 01	133098	18.95	L	133002	18.95	L	133121	20.90	L	133142	20.90	
XR500R	83	132883	18.95	L									
XR500R	84	132883	18.95	L				133121	20.90	L			
XL600R	83 - 87	132883	18.95	L				133124	20.90	L			
XR600R	85 - 87	132891	18.95	L				133120	20.90	L			
XR600R	88 - 90	132891	18.95	L				133121	20.90	L			
XR600R	91 - 00	132891	18.95	L	133002	18.95	L	133121	20.90	L	133142	20.90	
XR650L	93 - 15	132883	18.95	L	133002	18.95	L	133121	20.90	L	133142	20.90	
XR650R	00 - 07	133098	18.95	L	133002	18.95	L	133121	20.90	L	133142	20.90	
<b>HUSABERG</b>													
FE250	13	133111	18.95	L	133113	33.05	L	133159	20.90	L	133161	20.90	
FE250	14	133109	18.95	L	133113	33.05	L	133159	20.90	L	133161	20.90	
TE250	11	133111	18.95	L	133112	18.95	L	133159	20.90	L	133161	20.90	

- accessories
- body
- handlebar & grips
- cables & levers
- exhaust
- engine
- fuel & intake
- electrical & ignition
- clutch
- drive
- bearings
- brakes
- steering & suspension
- tires
- tools & shop

# BRAKES

## ALL BALLS RACING BRAKE MECHANISM REBUILD KITS

- accessories
- body
- handlebar & grips
- cables & levers
- exhaust
- engine
- fuel & intake
- electrical & ignition
- clutch
- drive
- bearings
- brakes
- steering & suspension
- tires
- tools & shop

Model	Years	Master Cylinder Rebuild Kit - Front			Master Cylinder Rebuild Kit - Rear			Caliper Rebuild Kit - Front			Caliper Rebuild Kit - Rear		
<b>HUSABERG CONTINUED</b>													
TE250	12 - 13	133111	18.95	L	133113	33.05	L	133159	20.90	L	133161	20.90	L
TE250	14	133109	18.95	L	133113	33.05	L	133159	20.90	L	133161	20.90	L
TE300	11	133111	18.95	L	133112	18.95	L	133159	20.90	L	133161	20.90	L
TE300	12 - 13	133111	18.95	L	133113	33.05	L	133159	20.90	L	133161	20.90	L
TE300	14	133109	18.95	L	133113	33.05	L	133159	20.90	L	133161	20.90	L
FE350	13	133111	18.95	L	133113	33.05	L	133159	20.90	L	133161	20.90	L
FE350	14	133114	25.50	L	133113	33.05	L	133159	20.90	L	133161	20.90	L
390FE	10 - 11	133111	18.95	L	133112	18.95	L	133159	20.90	L	133161	20.90	L
450FE	06 - 08	133108	18.95	L	132882	18.95	L	133160	20.90	L	133161	20.90	L
450FE	09 - 11	133111	18.95	L	133112	18.95	L	133159	20.90	L	133161	20.90	L
450FS-E	06 - 08	133108	18.95	L	132882	18.95	L	133160	20.90	L	133161	20.90	L
450FX	10 - 11	133111	18.95	L	133112	18.95	L	133159	20.90	L	133161	20.90	L
FE450	14	133114	25.50	L	133113	33.05	L	133159	20.90	L	133161	20.90	L
FE501	13	133111	18.95	L	133113	33.05	L	133159	20.90	L	133161	20.90	L
FE501	14	133114	25.50	L	133113	33.05	L	133159	20.90	L	133161	20.90	L
550FE	07 - 08	133108	18.95	L	132882	18.95	L	133160	20.90	L	133161	20.90	L
570FE	09 - 11	133111	18.95	L	133112	18.95	L	133159	20.90	L	133161	20.90	L
570FS	10 - 11				133112		L	133159	20.90	L	133161	20.90	L
650FE	06	133107	18.95	L	132882	18.95	L						
650FE	07	133108	18.95	L	132882	18.95	L						
<b>HUSQVARNA</b>													
TC 125	14 - 15	133114	25.50	L	133113	33.05	L	133159	20.90	L	133161	20.90	L
TE 125	15	133114	25.50	L	133113	33.05	L	133159	20.90	L	133161	20.90	L
FC 250	14 - 15	133114	25.50	L	133113	33.05	L	133159	20.90	L	133161	20.90	L
FE 250	14 - 15	133114	25.50	L	133113	33.05	L	133159	20.90	L	133161	20.90	L
TC 250	14 - 15	133114	25.50	L	133113	33.05	L	133159	20.90	L	133161	20.90	L
TE 250	14 - 15	133114	25.50	L	133113	33.05	L	133159	20.90	L	133161	20.90	L
TE 300	14 - 15	133114	25.50	L	133113	33.05	L	133159	20.90	L	133161	20.90	L
FC 350	14 - 15	133114	25.50	L	133113	33.05	L	133159	20.90	L	133161	20.90	L
FE 350	14 - 15	133114	25.50	L	133113	33.05	L	133159	20.90	L	133161	20.90	L
FE 350S	15	133114	25.50	L	133113	33.05	L	133159	20.90	L	133161	20.90	L
FC 450	14 - 15	133114	25.50	L	133113	33.05	L	133159	20.90	L	133161	20.90	L
FE 450	14	133114	25.50	L	133113	33.05	L	133159	20.90	L	133161	20.90	L
FE 501	14 - 15	133114	25.50	L	133113	33.05	L	133159	20.90	L	133161	20.90	L
FE 501S	15	133114	25.50	L	133113	33.05	L	133159	20.90	L	133161	20.90	L
<b>KAWASAKI</b>													
KX65	00 - 15	133102	18.95	L	133002	18.95	L	133117	20.90	L	133147	20.90	L
KX80	84 - 87							133138	20.90	L			
KX80	88 - 90	132891	18.95	L				133138	20.90	L			
KX80	91 - 93	132891	18.95	L	133002	18.95	L	133138	20.90	L	133147	20.90	L
KX80	94 - 96	133098	18.95	L	133002	18.95	L	133138	20.90	L	133147	20.90	L
KX80	97 - 00	133098	18.95	L	133002	18.95	L	133139	20.90	L	133147	20.90	L
KX80 Big Wheel	92 - 93	132891	18.95	L	133002	18.95	L	133138	20.90	L	133147	20.90	L
KX80 Big Wheel	94	133098	18.95	L	133002	18.95	L	133138	20.90	L	133147	20.90	L
KX85	01 - 15	133098	18.95	L	133002	18.95	L	133139	20.90	L	133147	20.90	L
KX100	95 - 96	133098	18.95	L	133002	18.95	L	133138	20.90	L	133147	20.90	L
KX100	97 - 15	133098	18.95	L	133002	18.95	L	133139	20.90	L	133147	20.90	L
KX125	82							133138	20.90	L			
KX125	88	132891	18.95	L	133002	18.95	L				133138	20.90	L
KX125	89 - 90	132891	18.95	L	133002	18.95	L	133125	20.90	L	133145	20.90	L
KX125	91 - 92	132891	18.95	L	133001	18.95	L	133125	20.90	L	133145	20.90	L
KX125	93				133001		L	133125	20.90	L	133145	20.90	L
KX125	94	133098	18.95	L	133002	18.95	L	133121	20.90	L	133120	20.90	L
KX125	95 - 96	133098	18.95	L	133002	18.95	L	133121	20.90	L	133142	20.90	L
KX125	97 - 99	133102	18.95	L	133002	18.95	L	133126	20.90	L	133142	20.90	L
KX125	00	133098	18.95	L	133002	18.95	L	133126	20.90	L	133142	20.90	L
KX125	01 - 05	133098	18.95	L	133002	18.95	L	133121	20.90	L	133142	20.90	L
KLX140	08 - 16	132891	18.95	L	133002	18.95	L	133120	20.90	L	133147	20.90	L
KLX140L	08 - 16	132891	18.95	L	133002	18.95	L	133120	20.90	L	133147	20.90	L
KDX200	86							133139	20.90	L			
KDX200	89 - 92	132891	18.95	L	133002	18.95	L				133120	20.90	L
KDX200	93 - 94	132891	18.95	L	133002	18.95	L	133125	20.90	L	133120	20.90	L
KDX200	95 - 06	133098	18.95	L	133002	18.95	L	133121	20.90	L	133145	20.90	L

## ALL BALLS RACING BRAKE MECHANISM REBUILD KITS

MODEL	YEARS	MASTER CYLINDER REBUILD KIT - FRONT			MASTER CYLINDER REBUILD KIT - REAR			CALIPER REBUILD KIT - FRONT			CALIPER REBUILD KIT - REAR		
<b>KAWASAKI CONTINUED</b>													
KDX220	97 - 05	133098	18.95	L	133002	18.95	L	133121	20.90	L	133145	20.90	L
KDX250	91 - 94	132891	18.95	L	133001	18.95	L	133125	20.90	L	133145	20.90	L
KL250 Super Sherpa	00 - 10	132891	18.95	L									
KLR250	91 - 05	132891	18.95	L									
KLX250R	94 - 96	133098	18.95	L	133001	18.95	L	133121	20.90	L	133145	20.90	L
KLX250S	06 - 07	132891	18.95	L	133002	18.95	L	133121	20.90	L	133142	20.90	L
KLX250S	09 - 14	132891	18.95	L	133002	18.95	L	133120	20.90	L	133142	20.90	L
KLX250SF	09 - 10	132891	18.95	L	133002	18.95	L	133130	20.90	L	133142	20.90	L
KX250	82							133138	20.90	L			
KX250	88	132891	18.95	L	133002	18.95	L				133138	20.90	L
KX250	89 - 90	132891	18.95	L	133002	18.95	L	133125	20.90	L	133145	20.90	L
KX250	91 - 92	132891	18.95	L	133001	18.95	L	133125	20.90	L	133145	20.90	L
KX250	93				133001		L	133125	20.90	L	133145	20.90	L
KX250	94	133098	18.95	L	133002	18.95	L	133121	20.90	L	133120	20.90	L
KX250	95 - 96	133098	18.95	L	133002	18.95	L	133121	20.90	L	133142	20.90	L
KX250	97 - 00	133102	18.95	L	133002	18.95	L	133126	20.90	L	133142	20.90	L
KX250	01 - 07	133098	18.95	L	133002	18.95	L	133121	20.90	L	133142	20.90	L
KX250F	04 - 16	133098	18.95	L	133002	18.95	L	133121	20.90	L	133146	20.90	L
KLX300(R)	97 - 07	133098	18.95	L	133002	18.95	L	133121	20.90	L	133142	20.90	L
KLX400R	03 - 04	133098	18.95	L	133002	18.95	L	133121	20.90	L	133142	20.90	L
KLX400SR	03 - 04	132883	18.95	L	133002	18.95	L	133121	20.90	L	133142	20.90	L
KLX450R	08 - 09	133098	18.95	L	133002	18.95	L	133121	20.90	L	133146	20.90	L
KX450F	06 - 16	133098	18.95	L	133002	18.95	L	133121	20.90	L	133146	20.90	L
KX500	85 - 87	132891	18.95	L									
KX500	88	132891	18.95	L	133002	18.95	L				133138	20.90	L
KX500	89 - 90	132891	18.95	L	133002	18.95	L	133125	20.90	L	133145	20.90	L
KX500	91 - 93	132891	18.95	L	133001	18.95	L	133125	20.90	L	133145	20.90	L
KX500	94 - 95	133098	18.95	L	133002	18.95	L	133121	20.90	L	133120	20.90	L
KX500	96 - 04	133098	18.95	L	133002	18.95	L	133121	20.90	L	133142	20.90	L
KL650 A (KLR)	87 - 07	132883	18.95	L	133002	18.95	L						
KL650 B (KLR)	90 - 91	132883	18.95	L									
KL650 E (KLR)	08 - 15	132883	18.95	L	133001	18.95	L	133120	20.90	L	133130	20.90	L
KLX650 C	93 - 96	132883	18.95	L	133002	18.95	L	133121	20.90	L	133145	20.90	L
KLX650D1	96	133098	18.95	L	133002	18.95	L	133121	20.90	L	133120	20.90	L
KLX650R	93 - 95	133098	18.95	L	133001	18.95	L	133121	20.90	L	133145	20.90	L
KLX650R	96	133098	18.95	L	133002	18.95	L	133121	20.90	L	133120	20.90	L
<b>KTM</b>													
SX 65	01 - 03	133108	18.95	L									
EGS 125	94 - 95	133110	18.95	L	132882	18.95	L						
EGS 125	96 - 99	133110	18.95	L	132882	18.95	L	133160	20.90	L			
EXC 125	93	133110	18.95	L									
EXC 125	94 - 95	133110	18.95	L	132882	18.95	L						
EXC 125	96 - 99	133110	18.95	L	132882	18.95	L	133160	20.90	L			
EXC 125	00	133108	18.95	L				133160	20.90	L			
EXC 125	01	133108	18.95	L	132882	18.95	L	133160	20.90	L	133162	20.90	L
EXC 125	02 - 04	133108	18.95	L	133112	18.95	L	133160	20.90	L	133162	20.90	L
EXC 125	05	133107	18.95	L	133112	18.95	L	133160	20.90	L	133162	20.90	L
EXC 125	06	133109	18.95	L	133112	18.95	L				133161	20.90	L
EXC 125	07 - 08	133109	18.95	L									
EXC 125	09	133107	18.95	L									
EXE 125	00 - 01	133108	18.95	L									
SX 125	94 - 95	133110	18.95	L	132882	18.95	L						
SX 125	96 - 99	133110	18.95	L	132882	18.95	L	133160	20.90	L			
SX 125	00	133108	18.95	L				133160	20.90	L			
SX 125	01 - 02	133108	18.95	L	132882	18.95	L	133160	20.90	L	133162	20.90	L
SX 125	03	133108	18.95	L	132882	18.95	L	133160	20.90	L	133161	20.90	L
SX 125	04	133108	18.95	L	133112	18.95	L	133160	20.90	L	133161	20.90	L
SX 125	05	133107	18.95	L	133112	18.95	L	133160	20.90	L	133161	20.90	L
SX 125	06 - 08	133109	18.95	L	133112	18.95	L	133160	20.90	L	133161	20.90	L
SX 125	09	133109	18.95	L	133112	18.95	L	133159	20.90	L	133161	20.90	L
SX 125	11	133111	18.95	L	133112	18.95	L	133159	20.90	L	133161	20.90	L
SX 125	12	133111	18.95	L	133113	33.05	L	133159	20.90	L	133161	20.90	L
SX 125	13 - 16	133114	25.50	L	133113	33.05	L	133159	20.90	L	133161	20.90	L

- accessories
- body
- handlebar & grips
- cables & levers
- exhaust
- engine
- fuel & intake
- electrical & ignition
- clutch
- drive
- bearings
- brakes**
- steering & suspension
- tires
- tools & shop

# BRAKES

## ALL BALLS RACING BRAKE MECHANISM REBUILD KITS

MODEL	YEARS	MASTER CYLINDER REBUILD KIT - FRONT			MASTER CYLINDER REBUILD KIT - REAR			CALIPER REBUILD KIT - FRONT			CALIPER REBUILD KIT - REAR		
<b>KTM CONTINUED</b>													
SXS 125	04	133107	18.95	L	133112	18.95	L	133160	20.90	L	133161	20.90	L
SX 144	07 - 08	133109	18.95	L	133112	18.95	L				133161	20.90	L
SX 150	09 - 11	133111	18.95	L	133112	18.95	L	133159	20.90	L	133161	20.90	L
SX 150	12 - 13	133111	18.95	L	133113	33.05	L	133159	20.90	L	133161	20.90	L
SX 150	14 - 16	133114	25.50	L	133113	33.05	L	133159	20.90	L	133161	20.90	L
XC 150	10 - 11	133111	18.95	L	133112	18.95	L	133159	20.90	L	133161	20.90	L
XC 150	12	133111	18.95	L	133113	33.05	L	133159	20.90	L	133161	20.90	L
XC 150	13 - 14	133114	25.50	L	133113	33.05	L	133159	20.90	L	133161	20.90	L
EGS 200	98 - 99	133110	18.95	L				133160	20.90	L			
EXC 200	98 - 99	133110	18.95	L	132882	18.95	L	133160	20.90	L			
EXC 200	00	133108	18.95	L				133160	20.90	L			
EXC 200	01 - 03	133108	18.95	L	132882	18.95	L	133160	20.90	L	133162	20.90	L
EXC 200	04	133108	18.95	L	133112	18.95	L	133160	20.90	L	133161	20.90	L
EXC 200	05	133107	18.95	L	133112	18.95	L	133160	20.90	L	133161	20.90	L
MXC 200	98 - 99	133110	18.95	L	132882	18.95	L	133160	20.90	L			
MXC 200	00	133108	18.95	L				133160	20.90	L			
MXC 200	01 - 03	133108	18.95	L	132882	18.95	L	133160	20.90	L	133162	20.90	L
SX 200	00	133108	18.95	L				133160	20.90	L			
SX 200	01 - 02	133108	18.95	L				133160	20.90	L	133162	20.90	L
SX 200	03	133108	18.95	L	132882	18.95	L	133160	20.90	L	133161	20.90	L
SX 200	04	133108	18.95	L	133112	18.95	L	133160	20.90	L	133161	20.90	L
XC 200	06 - 09	133109	18.95	L	133112	18.95	L	133160	20.90	L	133161	20.90	L
XC-W 200	06 - 09	133109	18.95	L	133112	18.95	L	133160	20.90	L	133161	20.90	L
XC-W 200	10 - 12	133111	18.95	L	133112	18.95	L	133159	20.90	L	133161	20.90	L
XC-W 200	13	133111	18.95	L	133113	33.05	L	133159	20.90	L	133161	20.90	L
XC-W 200	14 - 16	133114	25.50	L	133113	33.05	L	133159	20.90	L	133161	20.90	L
250 SX-F FACTORY EDITION	15	133114	25.50	L	133113	33.05	L	133159	20.90	L	133161	20.90	L
EGS 250	94 - 96	133110	18.95	L	132882	18.95	L						
EGS 250	97 - 99	133110	18.95	L	132882	18.95	L	133160	20.90	L			
EXC 250	94 - 95	133110	18.95	L	132882	18.95	L						
EXC 250	96 - 99	133110	18.95	L	132882	18.95	L	133160	20.90	L			
EXC 250	00	133108	18.95	L				133160	20.90	L	133161	20.90	L
EXC 250	01 - 03	133108	18.95	L	132882	18.95	L	133160	20.90	L	133162	20.90	L
EXC 250	04	133108	18.95	L	133112	18.95	L	133160	20.90	L	133161	20.90	L
EXC 250	05	133107	18.95	L	133112	18.95	L	133160	20.90	L	133161	20.90	L
EXC-G 250 Racing	02 - 03	133108	18.95	L	132882	18.95	L	133160	20.90	L	133162	20.90	L
EXC-G 250 Racing	04	133108	18.95	L	133112	18.95	L	133160	20.90	L	133161	20.90	L
EXC-G 250 Racing	05	133107	18.95	L				133160	20.90	L	133161	20.90	L
MXC 250	98 - 99	133110	18.95	L				133160	20.90	L			
MXC 250	00	133108	18.95	L				133160	20.90	L			
MXC 250	01	133108	18.95	L				133160	20.90	L	133162	20.90	L
SX 250	94 - 96	133110	18.95	L									
SX 250	97 - 99	133110	18.95	L				133160	20.90	L			
SX 250	00	133108	18.95	L				133160	20.90	L			
SX 250	01 - 02	133108	18.95	L				133160	20.90	L	133162	20.90	L
SX 250	03 - 04	133108	18.95	L	133112	18.95	L	133160	20.90	L	133161	20.90	L
SX 250	05 - 08	133109	18.95	L	133112	18.95	L	133160	20.90	L	133161	20.90	L
SX 250	09 - 11	133111	18.95	L	133112	18.95	L	133159	20.90	L	133161	20.90	L
SX 250	12 - 13	133111	18.95	L	133113	33.05	L	133159	20.90	L	133161	20.90	L
SX 250	14 - 16	133114	25.50	L	133113	33.05	L	133159	20.90	L	133161	20.90	L
SX-F 250	05 - 08	133109	18.95	L	133112	18.95	L	133160	20.90	L	133161	20.90	L
SX-F 250	09 - 11	133111	18.95	L	133112	18.95	L	133159	20.90	L	133161	20.90	L
SX-F 250	12 - 13	133111	18.95	L	133113	33.05	L	133159	20.90	L	133161	20.90	L
SX-F 250	14 - 16	133114	25.50	L	133113	33.05	L	133159	20.90	L	133161	20.90	L
SXS 250	01	133108	18.95	L	132882	18.95	L	133160	20.90	L	133162	20.90	L
SXS 250	03	133108	18.95	L	133112	18.95	L	133160	20.90	L	133161	20.90	L
SXS 250	04	133107	18.95	L	133112	18.95	L	133160	20.90	L	133161	20.90	L
XC 250	06 - 09	133109	18.95	L	133112	18.95	L	133160	20.90	L	133161	20.90	L
XC 250	10 - 11	133111	18.95	L	133112	18.95	L	133159	20.90	L	133161	20.90	L
XC 250	12 - 13	133111	18.95	L	133113	33.05	L	133159	20.90	L	133161	20.90	L
XC 250	14 - 16	133114	25.50	L	133113	33.05	L	133159	20.90	L	133161	20.90	L
XC-F 250	07 - 09	133109	18.95	L	133112	18.95	L	133160	20.90	L	133161	20.90	L
XC-F 250	11 - 13	133111	18.95	L	133113	33.05	L	133159	20.90	L	133161	20.90	L



## ALL BALLS RACING BRAKE MECHANISM REBUILD KITS

MODEL	YEARS	MASTER CYLINDER REBUILD KIT - FRONT		MASTER CYLINDER REBUILD KIT - REAR		CALIPER REBUILD KIT - FRONT		CALIPER REBUILD KIT - REAR					
<b>KTM CONTINUED</b>													
XC-F 250	14 - 16	133114	25.50	L	133113	33.05	L	133159	20.90	L	133161	20.90	L
XC-FW 250	07 - 10	133109	18.95	L	133112	18.95	L	133160	20.90	L	133161	20.90	L
XC-FW 250	11 - 12	133111	18.95	L	133112	18.95	L	133159	20.90	L	133161	20.90	L
XC-FW 250	13	133111	18.95	L	133113	33.05	L	133159	20.90	L	133161	20.90	L
XC-FW 250	14 - 16	133114	25.50	L	133113	33.05	L	133159	20.90	L	133161	20.90	L
XC-W 250	06 - 09	133109	18.95	L	133112	18.95	L	133160	20.90	L	133161	20.90	L
XC-W 250	10 - 12	133111	18.95	L	133112	18.95	L	133159	20.90	L	133161	20.90	L
XC-W 250	13	133111	18.95	L	133113	33.05	L	133159	20.90	L	133161	20.90	L
XC-W 250	14 - 16	133114	25.50	L	133113	33.05	L	133159	20.90	L	133161	20.90	L
EGS 300	94 - 96	133110	18.95	L									
EGS 300	97 - 99	133110	18.95	L				133160	20.90	L			
EXC 300	94 - 95	133110	18.95	L									
EXC 300	96 - 99	133110	18.95	L				133160	20.90	L			
EXC 300	00	133108	18.95	L				133160	20.90	L			
EXC 300	01 - 03	133108	18.95	L				133160	20.90	L	133162	20.90	L
EXC 300	04	133108	18.95	L	133112	18.95	L	133160	20.90	L	133161	20.90	L
EXC 300	05	133107	18.95	L	133112	18.95	L	133160	20.90	L	133161	20.90	L
MXC 300	94 - 96	133110	18.95	L									
MXC 300	97 - 99	133110	18.95	L				133160	20.90	L			
MXC 300	00	133108	18.95	L				133160	20.90	L			
MXC 300	01 - 03	133108	18.95	L				133160	20.90	L	133162	20.90	L
MXC 300	04	133108	18.95	L	133112	18.95	L	133160	20.90	L	133161	20.90	L
MXC 300	05	133107	18.95	L	133112	18.95	L	133160	20.90	L	133161	20.90	L
SX 300	94	133110	18.95	L									
XC 300	06 - 09	133109	18.95	L	133112	18.95	L	133160	20.90	L	133161	20.90	L
XC 300	10 - 11	133111	18.95	L	133112	18.95	L	133159	20.90	L	133161	20.90	L
XC 300	12 - 13	133111	18.95	L	133113	33.05	L	133159	20.90	L	133161	20.90	L
XC 300	14 - 16	133114	25.50	L	133113	33.05	L	133159	20.90	L	133161	20.90	L
XC-W 300	06 - 09	133109	18.95	L	133112	18.95	L	133160	20.90	L	133161	20.90	L
XC-W 300	10 - 12	133111	18.95	L	133112	18.95	L	133159	20.90	L	133161	20.90	L
XC-W 300	13	133111	18.95	L	133113	33.05	L	133159	20.90	L	133161	20.90	L
XC-W 300	14 - 16	133114	25.50	L	133113	33.05	L	133159	20.90	L	133161	20.90	L
XC-W 300 SIX DAYS	15	133114	25.50	L	133113	33.05	L	133159	20.90	L	133161	20.90	L
EXC-F 350	13	133111	18.95	L	133113	33.05	L	133159	20.90	L	133161	20.90	L
EXC-F 350	14 - 16	133114	25.50	L	133113	33.05	L	133159	20.90	L	133161	20.90	L
LC4 350	94 - 95	133110	18.95	L									
SX-F 350	11	133111	18.95	L	133112	18.95	L	133159	20.90	L	133161	20.90	L
SX-F 350	12 - 13	133111	18.95	L	133113	33.05	L	133159	20.90	L	133161	20.90	L
SX-F 350	14 - 16	133114	25.50	L	133113	33.05	L	133159	20.90	L	133161	20.90	L
XC-F 350	11 - 13	133111	18.95	L	133113	33.05	L	133159	20.90	L	133161	20.90	L
XC-F 350	14 - 16	133114	25.50	L	133113	33.05	L	133159	20.90	L	133161	20.90	L
XC-FW 350	12	133111	18.95	L	133112	18.95	L	133159	20.90	L	133161	20.90	L
XC-FW 350	13	133111	18.95	L	133113	33.05	L	133159	20.90	L	133161	20.90	L
XC-FW 350	14 - 16	133114	25.50	L	133113	33.05	L	133159	20.90	L	133161	20.90	L
XC-FW 350 SIX DAYS	15	133114	25.50	L	133113	33.05	L	133159	20.90	L	133161	20.90	L
EGS 360	96 - 97	133110	18.95	L									
EXC 360	96 - 97	133110	18.95	L									
MXC 360	96 - 97	133110	18.95	L									
SX 360	96 - 97	133110	18.95	L									
EGS 380	98 - 99	133110	18.95	L				133160	20.90	L			
EXC 380	98 - 99	133110	18.95	L				133160	20.90	L			
EXC 380	00	133108	18.95	L				133160	20.90	L			
EXC 380	01 - 02	133108	18.95	L				133160	20.90	L	133162	20.90	L
MXC 380	98 - 99	133110	18.95	L				133160	20.90	L			
MXC 380	00	133108	18.95	L				133160	20.90	L			
MXC 380	01	133108	18.95	L				133160	20.90	L	133162	20.90	L
SX 380	98 - 99	133110	18.95	L				133160	20.90	L			
SX 380	00	133108	18.95	L				133160	20.90	L			
SX 380	01 - 02	133108	18.95	L				133160	20.90	L	133162	20.90	L
Comp. 400	95	133110	18.95	L				133160	20.90	L			
Comp. 400	96 - 99	133110	18.95	L									
DUKE 400	94 - 95	133110	18.95	L									
EGS 400	94 - 96	133110	18.95	L									

- accessories
- body
- handlebar & grips
- cables & levers
- exhaust
- engine
- fuel & intake
- electrical & ignition
- clutch
- drive
- bearings
- brakes**
- steering & suspension
- tires
- tools & shop

## ALL BALLS RACING BRAKE MECHANISM REBUILD KITS

MODEL	YEARS	MASTER CYLINDER REBUILD KIT - FRONT			MASTER CYLINDER REBUILD KIT - REAR			CALIPER REBUILD KIT - FRONT			CALIPER REBUILD KIT - REAR		
<b>KTM CONTINUED</b>													
EGS 400	97	133110	18.95	L				133160	20.90	L			
EGS-E 400	97	133110	18.95	L				133160	20.90	L			
EXC 400	94	133110	18.95	L									
EXC 400	96	133110	18.95	L	132882	18.95	L						
EXC 400	00	133108	18.95	L				133160	20.90	L			
EXC 400	01	133108	18.95	L	132882	18.95	L	133160	20.90	L	133162	20.90	
EXC 400	02	133108	18.95	L				133160	20.90	L	133162	20.90	
EXC-G 400	04	133108	18.95	L	133112	18.95	L	133160	20.90	L	133161	20.90	
EXC-G 400	05	133107	18.95	L	133112	18.95	L	133160	20.90	L	133161	20.90	
EXC-G 400	06	133109	18.95	L	133112	18.95	L	133160	20.90	L	133161	20.90	
LC4 400	98 - 99	133110	18.95	L				133160	20.90	L			
LC4-E 400	00	133108	18.95	L				133160	20.90	L			
LC4-E 400	01	133108	18.95	L	132882	18.95	L	133160	20.90	L			
LSE 400	97	133110	18.95	L	132882	18.95	L	133160	20.90	L			
MXC 400	01 - 02	133108	18.95	L	132882	18.95	L	133160	20.90	L	133162	20.90	
RXC 400	95 - 96	133110	18.95	L	132882	18.95	L						
RXC 400	97 - 98	133110	18.95	L	132882	18.95	L	133160	20.90	L			
SC 400	00	133108	18.95	L	132882	18.95	L	133160	20.90	L			
SX 400	98 - 99	133110	18.95	L	132882	18.95	L	133160	20.90	L			
SX 400	00	133108	18.95	L				133160	20.90	L			
SX 400	01 - 02	133108	18.95	L	132882	18.95	L	133160	20.90	L			
SXC 400	97	133110	18.95	L	132882	18.95	L	133160	20.90	L			
SXC 400	00	133108	18.95	L	132882	18.95	L	133160	20.90	L			
TXC 400	98	133110	18.95	L	132882	18.95	L	133160	20.90	L			
XC-W 400	07 - 09	133109	18.95	L	133112	18.95	L	133160	20.90	L	133161	20.90	
XC-W 400	10	133111	18.95	L	133112	18.95	L	133159	20.90	L	133161	20.90	
EXC 440	94 - 95	133110	18.95	L	132882	18.95	L						
MXC 440	94	133110	18.95	L	132882	18.95	L						
MXC 440	95	133110	18.95	L									
SX 440	94	133110	18.95	L	132882	18.95	L						
450 SX-F FACTORY EDITION	15	133114	25.50	L	133113	33.05	L	133159	20.90	L	133161	20.90	
EXC 450	03 - 04	133108	18.95	L	133112	18.95	L	133160	20.90	L	133161	20.90	
EXC 450	07	133109	18.95	L				133160	20.90	L	133161	20.90	
EXC 450	09	133109	18.95	L	133112	18.95	L	133160	20.90	L	133161	20.90	
EXC 450	10 - 11	133111	18.95	L	133112	18.95	L				133161	20.90	
EXC-G 450	04	133108	18.95	L	133112	18.95	L	133160	20.90	L	133161	20.90	
EXC-G 450	05	133107	18.95	L	133112	18.95	L	133160	20.90	L	133161	20.90	
EXC-G 450	06	133109	18.95	L	133112	18.95	L	133160	20.90	L	133161	20.90	
EXC-G 450	07	133109	18.95	L	132882	18.95	L	133160	20.90	L			
EXC-R 450	08	133109	18.95	L	133112	18.95	L	133160	20.90	L			
MXC-G 450	03	133108	18.95	L	132882	18.95	L	133160	20.90	L	133162	20.90	
MXC-G 450	04	133108	18.95	L	133112	18.95	L	133160	20.90	L	133161	20.90	
MXC-G 450	05	133107	18.95	L	133112	18.95	L	133160	20.90	L	133161	20.90	
SMR 450	05	133107	18.95	L	133112	18.95	L				133161	20.90	
SMR 450	06	133109	18.95	L	133112	18.95	L				133161	20.90	
SMR 450	07				133112		L				133161	20.90	
SMS 450	03	133108	18.95	L									
SMS 450	04	133108	18.95	L	133112	18.95	L						
SX 450	03	133108	18.95	L	132882	18.95	L	133160	20.90	L	133161	20.90	
SX 450	04	133108	18.95	L	133112	18.95	L	133160	20.90	L	133161	20.90	
SX 450	05	133107	18.95	L	133112	18.95	L	133160	20.90	L	133161	20.90	
SX 450	06	133109	18.95	L	133112	18.95	L	133160	20.90	L	133161	20.90	
SX-F 450	07 - 08	133109	18.95	L	133112	18.95	L	133160	20.90	L	133161	20.90	
SX-F 450	09 - 11	133111	18.95	L	133112	18.95	L	133159	20.90	L	133161	20.90	
SX-F 450	12	133111	18.95	L	133113	33.05	L	133159	20.90	L	133161	20.90	
SX-F 450	13 - 16	133114	25.50	L	133113	33.05	L	133159	20.90	L	133161	20.90	
SXS 450	03	133108	18.95	L	132882	18.95	L	133160	20.90	L	133161	20.90	
SXS 450	04	133107	18.95	L	133112	18.95	L	133160	20.90	L	133161	20.90	
XC 450	04	133108	18.95	L	133112	18.95	L				133161	20.90	
XC 450	06 - 07	133109	18.95	L	133112	18.95	L				133161	20.90	
XC-F 450	08 - 09	133109	18.95	L	133112	18.95	L	133160	20.90	L	133161	20.90	
XC-F 450	13	133111	18.95	L	133113	33.05	L	133159	20.90	L	133161	20.90	

## ALL BALLS RACING BRAKE MECHANISM REBUILD KITS

MODEL	YEARS	MASTER CYLINDER REBUILD KIT - FRONT			MASTER CYLINDER REBUILD KIT - REAR			CALIPER REBUILD KIT - FRONT			CALIPER REBUILD KIT - REAR		
<b>KTM CONTINUED</b>													
XC-F 450	14 - 16	133114	25.50	L	133113	33.05	L	133159	20.90	L	133161	20.90	L
XCR-W 450	08	133109	18.95	L	133112	18.95	L	133160	20.90	L			
XC-W 450	07 - 09	133109	18.95	L	133112	18.95	L	133160	20.90	L	133161	20.90	L
XC-W 450	10	133111	18.95	L	133112	18.95	L	133160	20.90	L	133161	20.90	L
XC-W 450	11 - 12	133111	18.95	L	133112	18.95	L	133159	20.90	L	133161	20.90	L
XC-W 450	13	133111	18.95	L	133113	33.05	L	133159	20.90	L	133161	20.90	L
XC-W 450	14 - 16	133114	25.50	L	133113	33.05	L	133159	20.90	L	133161	20.90	L
EXC 500	12	133111	18.95	L	133112	18.95	L	133159	20.90	L	133161	20.90	L
EXC 500	13 - 16	133114	25.50	L	133113	33.05	L	133159	20.90	L	133161	20.90	L
EXC 500 SIX DAYS	16	133114	25.50	L	133113	33.05	L	133159	20.90	L	133161	20.90	L
XC-W 500	12	133111	18.95	L	133112	18.95	L	133159	20.90	L	133161	20.90	L
XC-W 500	13	133111	18.95	L	133113	33.05	L	133159	20.90	L	133161	20.90	L
XC-W 500	14 - 16	133114	25.50	L	133113	33.05	L	133159	20.90	L	133161	20.90	L
SX-F 505	08	133109	18.95	L	133112	18.95	L	133160	20.90	L	133161	20.90	L
XC-F 505	08 - 09	133109	18.95	L	133112	18.95	L	133160	20.90	L	133161	20.90	L
EXC 520	00	133108	18.95	L				133160	20.90	L			
EXC 520	01 - 02	133108	18.95	L	132882	18.95	L	133160	20.90	L	133162	20.90	L
MXC 520	01 - 02	133108	18.95	L	132882	18.95	L	133160	20.90	L	133162	20.90	L
SX 520	00	133108	18.95	L				133160	20.90	L			
SX 520	01 - 02	133108	18.95	L	132882	18.95	L	133160	20.90	L			
EXC 525	03	133108	18.95	L	132882	18.95	L	133160	20.90	L	133162	20.90	L
EXC 525	04	133108	18.95	L	133112	18.95	L	133160	20.90	L	133161	20.90	L
EXC 525	05	133107	18.95	L	133112	18.95	L	133160	20.90	L	133161	20.90	L
EXC 525	06 - 07	133109	18.95	L	133112	18.95	L	133160	20.90	L	133161	20.90	L
MXC-G 525	03	133108	18.95	L	132882	18.95	L	133160	20.90	L	133162	20.90	L
MXC-G 525	04	133108	18.95	L	133112	18.95	L	133160	20.90	L	133161	20.90	L
MXC-G 525	05	133107	18.95	L	133112	18.95	L	133160	20.90	L	133161	20.90	L
SMR 525	05				133112		L				133161	20.90	L
SX 525	03	133108	18.95	L	132882	18.95	L	133160	20.90	L			
SX 525	04	133108	18.95	L	133112	18.95	L	133160	20.90	L	133161	20.90	L
SX 525	05	133107	18.95	L	133112	18.95	L	133160	20.90	L	133161	20.90	L
SX 525	06	133109	18.95	L	133112	18.95	L	133160	20.90	L	133161	20.90	L
XC 525	06 - 07	133109	18.95	L	133112	18.95	L	133160	20.90	L	133161	20.90	L
XC-W 525	07	133109	18.95	L	133112	18.95	L	133160	20.90	L	133161	20.90	L
EXC 530	10	133111	18.95	L	133112	18.95	L				133161	20.90	L
EXC 530	11	133111	18.95	L	133112	18.95	L	133159	20.90	L	133161	20.90	L
EXC-R 530	08 - 09	133109	18.95	L	133112	18.95	L	133160	20.90	L	133161	20.90	L
XCR-W 530	08	133109	18.95	L	133112	18.95	L	133160	20.90	L	133161	20.90	L
XC-W 530	09	133109	18.95	L	133112	18.95	L	133160	20.90	L	133161	20.90	L
XC-W 530	10	133111	18.95	L	133112	18.95	L				133161	20.90	L
XC-W 530	11	133111	18.95	L	133112	18.95	L	133159	20.90	L	133161	20.90	L
SXS 540	01 - 04	133108	18.95	L				133160	20.90	L			
SXS 540	05	133107	18.95	L				133160	20.90	L			
SXS 540	06	133109	18.95	L									
MXC 550	94 - 96	133110	18.95	L	132882	18.95	L						
SMR 560	06				133112		L						
COMP LIMITED 620	97	133110	18.95	L	132882	18.95	L						
Comp. 620	94 - 99	133110	18.95	L	132882	18.95	L						
EGS 620	94 - 97	133110	18.95	L	132882	18.95	L						
EGS-E 620	97	133110	18.95	L	132882	18.95	L						
EXC 620	94 - 95	133110	18.95	L	132882	18.95	L						
LC4 620	97 - 98	133110	18.95	L	132882	18.95	L						
LC4 Comp 620	99	133110	18.95	L	132882	18.95	L						
LC4 Super Moto 620	99	133110	18.95	L	132882	18.95	L						
RXC 620	95 - 97	133110	18.95	L	132882	18.95	L						
Super Moto 620	98	133110	18.95	L	132882	18.95	L						
SX 620	97 - 99	133110	18.95	L	132882	18.95	L	133160	20.90	L			
SXC 620	97	133110	18.95	L	132882	18.95	L	133160	20.90	L			
TXC 620	98	133110	18.95	L	132882	18.95	L	133160	20.90	L			
SMC 625	04 - 06				132882		L						
SXC 625	03 - 04				132882		L	133160	20.90	L			
SXC 625	05							133160	20.90	L			
640 LC4	98 - 02							133160	20.90	L			
640 LC4 Enduro	03 - 04							133160	20.90	L			

- accessories
- body
- handlebar & grips
- cables & levers
- exhaust
- engine
- fuel & intake
- electrical & ignition
- clutch
- drive
- bearings
- brakes**
- steering & suspension
- tires
- tools & shop

# BRAKES

## ALL BALLS RACING BRAKE MECHANISM REBUILD KITS

MODEL	YEARS	MASTER CYLINDER REBUILD KIT - FRONT			MASTER CYLINDER REBUILD KIT - REAR			CALIPER REBUILD KIT - FRONT			CALIPER REBUILD KIT - REAR		
<b>KTM CONTINUED</b>													
640 LC4 Supermoto	02							133160	20.90	L			
Adventure 640	98 - 99	133110	18.95	L	132882	18.95	L	133160	20.90	L			
Adventure 640	00	133108	18.95	L	132882	18.95	L	133160	20.90	L			
Adventure 640	01 - 02				132882		L	133160	20.90	L			
Adventure 640	03	133108	18.95	L	132882	18.95	L	133160	20.90	L			
Adventure 640	04 - 07				132882		L						
LC4 640	05							133160	20.90	L			
SC Super Moto 640	00 - 01	133108	18.95	L									
Super Moto 640	99	133110	18.95	L				133160	20.90	L			
660 LC4	99 - 00							133160	20.90	L			
660 RALLY FACTORY REPL.	06 - 07				132882		L						
660 RALLYE	01 - 05							133160	20.90	L			
690 RALLY FACTORY REPL.	08 - 09				132882		L						
<b>SUZUKI</b>													
RM65	03 - 05	133102	18.95	L	133002	18.95	L	133117	20.90	L	133147	20.90	
RM80	86 - 88	132891	18.95	L				133138	20.90	L			
RM80	89	133103	18.95	L				133138	20.90	L			
RM80	90 - 95	133103	18.95	L	133002	18.95	L	133138	20.90	L	133151	20.90	
RM80	96 - 01	133103	18.95	L	133002	18.95	L	133127	20.90	L	133151	20.90	
RM85	02 - 04	133103	18.95	L	133002	18.95	L	133127	20.90	L	133151	20.90	
RM85	05 - 15	133098	18.95	L	133002	18.95	L	133139	20.90	L	133151	20.90	
RM85L	03 - 04	133098	18.95	L	133002	18.95	L	133127	20.90	L	133151	20.90	
RM85L	05 - 15	133098	18.95	L	133002	18.95	L	133139	20.90	L	133151	20.90	
RM100	03	133098	18.95	L	133002	18.95	L	133139	20.90	L	133147	20.90	
DR125	86 - 88	132883	18.95	L				133152	20.90	L			
DR125SE	94 - 96	132883	18.95	L				133152	20.90	L			
DR-Z125	03 - 09	133103	18.95	L				133127	20.90	L			
DR-Z125L	03 - 14	133103	18.95	L				133127	20.90	L			
RM125	85 - 86	132883	18.95	L									
RM125	87	132891	18.95	L				133125	20.90	L			
RM125	88	132883	18.95	L	133002	18.95	L	133125	20.90	L			
RM125	89 - 91	132883	18.95	L	133002	18.95	L	133125	20.90	L	133120	20.90	
RM125	92 - 95	133103	18.95	L	133002	18.95	L	133125	20.90	L	133120	20.90	
RM125	96 - 98	133098	18.95	L	133002	18.95	L	133121	20.90	L	133120	20.90	
RM125	99 - 08	133098	18.95	L	133002	18.95	L	133121	20.90	L	133142	20.90	
SP125	86 - 88	132883	18.95	L									
DR200	86 - 88	132883	18.95	L									
DR200 SE	96	132883	18.95	L				133121	20.90	L			
DR200 SE	97 - 15	132883	18.95	L				133152	20.90	L			
DR250	90 - 93	133103	18.95	L	133002	18.95	L	133125	20.90	L	133120	20.90	
DR250S	90 - 91	132883	18.95	L	133002	18.95	L	133125	20.90	L	133120	20.90	
DR250S	92 - 95	132883	18.95	L	133002	18.95	L	133125	20.90	L	133145	20.90	
DRZ250	01 - 07	133103	18.95	L	133001	18.95	L	133121	20.90	L	133145	20.90	
RM250	85	132883	18.95	L									
RM250	86	132891	18.95	L									
RM250	87	132891	18.95	L	133001	18.95	L	133125	20.90	L			
RM250	88	132883	18.95	L	133001	18.95	L	133125	20.90	L			
RM250	89 - 92	133103	18.95	L	133001	18.95	L	133125	20.90	L	133120	20.90	
RM250	93 - 95	133103	18.95	L	133002	18.95	L	133125	20.90	L	133149	20.90	
RM250	96 - 97	133098	18.95	L	133002	18.95	L	133121	20.90	L	133120	20.90	
RM250	98	133103	18.95	L	133002	18.95	L	133121	20.90	L	133120	20.90	
RM250	99 - 08	133098	18.95	L	133002	18.95	L	133121	20.90	L	133142	20.90	
RMX250	89 - 92	133103	18.95	L	133002	18.95	L	133125	20.90	L	133120	20.90	
RMX250	93 - 95	133103	18.95	L	133002	18.95	L	133125	20.90	L	133149	20.90	
RMX250	96 - 99	133103	18.95	L	133002	18.95	L	133121	20.90	L	133149	20.90	
RMZ250	04 - 06	133098	18.95	L	133002	18.95	L	133121	20.90	L	133146	20.90	
RMZ250	07	133098	18.95	L	133101	18.95	L	133121	20.90	L	133146	20.90	
RMZ250	08 - 15	133098	18.95	L	133101	18.95	L	133121	20.90	L	133150	20.90	
DR350	90 - 96	133103	18.95	L	133002	18.95	L	133125	20.90	L	133120	20.90	
DR350	97 - 99	133103	18.95	L	133002	18.95	L	133121	20.90	L	133120	20.90	
DR350SE	90 - 97	132883	18.95	L	133002	18.95	L	133125	20.90	L	133145	20.90	
DR350SE	98	132883	18.95	L	133002	18.95	L	133121	20.90	L	133145	20.90	

## ALL BALLS RACING BRAKE MECHANISM REBUILD KITS

MODEL	YEARS	MASTER CYLINDER REBUILD KIT - FRONT			MASTER CYLINDER REBUILD KIT - REAR			CALIPER REBUILD KIT - FRONT			CALIPER REBUILD KIT - REAR		
<b>SUZUKI CONTINUED</b>													
DR350SE	99	133098	18.95	L	133002	18.95	L	133121	20.90	L	133145	20.90	L
DRZ400E	00 - 06	133098	18.95	L	133002	18.95	L	133121	20.90	L	133142	20.90	L
DRZ400E	07	132883	18.95	L	133002	18.95	L	133121	20.90	L	133142	20.90	L
DRZ400K	00 - 03	133098	18.95	L	133002	18.95	L	133121	20.90	L	133142	20.90	L
DRZ400S	00 - 15	132883	18.95	L	133002	18.95	L	133121	20.90	L	133142	20.90	L
DRZ400SM	05 - 15	132883	18.95	L	133002	18.95	L	133121	20.90	L	133144	20.90	L
RMX450	10 - 11	133098	18.95	L	133101	18.95	L	133121	20.90	L	133150	20.90	L
RMZ450	05 - 07	133098	18.95	L	133101	18.95	L	133121	20.90	L	133146	20.90	L
RMZ450	08 - 15	133098	18.95	L	133101	18.95	L	133121	20.90	L	133150	20.90	L
DR650SE	90 - 95	132884	18.95	L	133001	18.95	L				133151	20.90	L
DR650SE	96 - 14	132883	18.95	L	133002	18.95	L	133121	20.90	L	133149	20.90	L
<b>YAMAHA</b>													
YZ80	86 - 92	132887	18.95	L				133128	20.90	L			
YZ80	93 - 96	132887	18.95	L	133002	18.95	L	133128	20.90	L	133147	20.90	L
YZ80	97 - 01	133103	18.95	L	133002	18.95	L	133128	20.90	L	133147	20.90	L
YZ85	02 - 16	133098	18.95	L	133002	18.95	L	133128	20.90	L	133147	20.90	L
TTR125L Disc Brake	00 - 15	132891	18.95	L				133128	20.90	L			
YZ125	85 - 87	132887	18.95	L				133129	20.90	L			
YZ125	88	132887	18.95	L	133002	18.95	L	133129	20.90	L			
YZ125	89	132887	18.95	L	133002	18.95	L	133125	20.90	L			
YZ125	90	132891	18.95	L	133002	18.95	L	133125	20.90	L			
YZ125	91 - 95	132891	18.95	L	133002	18.95	L	133125	20.90	L	133149	20.90	L
YZ125	96 - 97	133103	18.95	L	133002	18.95	L	133125	20.90	L	133149	20.90	L
YZ125	98 - 00	133103	18.95	L	133002	18.95	L	133121	20.90	L	133142	20.90	L
YZ125	01 - 02	133098	18.95	L	133002	18.95	L	133121	20.90	L	133142	20.90	L
YZ125	03 - 07	133098	18.95	L	133105	18.95	L	133121	20.90	L	133146	20.90	L
YZ125	08 - 16	133102	18.95	L	133105	18.95	L	133126	20.90	L	133146	20.90	L
TW200 Trailway	00 - 16	133104	18.95	L									
TTR225	01 - 04	133104	18.95	L									
XT225	01 - 07	133104	18.95	L									
TTR230	05 - 15	133098	18.95	L				133130	20.90	L			
TTR250	99 - 06	133104	18.95	L	133002	18.95	L	133125	20.90	L	133149	20.90	L
WR250	91 - 96	132891	18.95	L	133002	18.95	L	133125	20.90	L	133149	20.90	L
WR250	97	133103	18.95	L	133002	18.95	L	133125	20.90	L	133149	20.90	L
WR250F	01 - 02	133098	18.95	L	133002	18.95	L	133121	20.90	L	133142	20.90	L
WR250F	03 - 14	133098	18.95	L	133105	18.95	L	133121	20.90	L	133146	20.90	L
WR250F	15	133098	18.95	L	133105	18.95	L				133146	20.90	L
WR250R DUAL SPORT	08 - 16	132891	18.95	L	133101	18.95	L				133146	20.90	L
WR250X SUPERMOTO	08 - 11	132883	18.95	L	133101	18.95	L				133146	20.90	L
XT250	08 - 15	132891	18.95	L	133002	18.95	L				133145	20.90	L
XT250	16	132891	18.95	L	133002	18.95	L						
XTZ 250 (SA)	07 - 09	132891	18.95	L									
YZ250	85 - 87	132887	18.95	L				133129	20.90	L			
YZ250	88	132887	18.95	L	133002	18.95	L	133129	20.90	L			
YZ250	89	132887	18.95	L	133002	18.95	L	133125	20.90	L			
YZ250	90 - 95	132891	18.95	L	133002	18.95	L	133125	20.90	L	133148	20.90	L
YZ250	96 - 97	133103	18.95	L	133002	18.95	L	133125	20.90	L	133148	20.90	L
YZ250	98 - 00	133103	18.95	L	133002	18.95	L	133121	20.90	L	133142	20.90	L
YZ250	01 - 02	133098	18.95	L	133002	18.95	L	133121	20.90	L	133142	20.90	L
YZ250	03 - 07	133098	18.95	L	133105	18.95	L	133121	20.90	L	133146	20.90	L
YZ250	08 - 16	133102	18.95	L	133105	18.95	L	133126	20.90	L	133146	20.90	L
YZ250F	01 - 02	133098	18.95	L	133002	18.95	L	133121	20.90	L	133142	20.90	L
YZ250F	03	133098	18.95	L	133105	18.95	L	133121	20.90	L	133142	20.90	L
YZ250F	04 - 06	133098	18.95	L	133105	18.95	L	133121	20.90	L	133146	20.90	L
YZ250F	07	133098	18.95	L	133105	18.95	L	133126	20.90	L	133146	20.90	L
YZ250F	08 - 15	133102	18.95	L	133105	18.95	L	133126	20.90	L	133146	20.90	L
YZ250F	16	133102	18.95	L	133105	18.95	L	133126	20.90	L			
YZ250FX	15	133102	18.95	L	133105	18.95	L				133146	20.90	L
YZ250X	16	133102	18.95	L	133105	18.95	L	133126	20.90	L	133146	20.90	L
WR400F	98	133103	18.95	L	133001	18.95	L	133121	20.90	L	133149	20.90	L
WR400F	99	133103	18.95	L	133001	18.95	L	133121	20.90	L	133142	20.90	L
WR400F	00	133103	18.95	L	133002	18.95	L	133121	20.90	L	133142	20.90	L
YZ400F	98	133103	18.95	L	133001	18.95	L	133121	20.90	L			
YZ400F	99	133103	18.95	L	133001	18.95	L	133121	20.90	L	133120	20.90	L

- accessories
- body
- handlebar & grips
- cables & levers
- exhaust
- engine
- fuel & intake
- electrical & ignition
- clutch
- drive
- bearings
- brakes**
- steering & suspension
- tires
- tools & shop

## ALL BALLS RACING BRAKE MECHANISM REBUILD KITS

MODEL	YEARS	MASTER CYLINDER REBUILD KIT - FRONT			MASTER CYLINDER REBUILD KIT - REAR			CALIPER REBUILD KIT - FRONT			CALIPER REBUILD KIT - REAR		
<b>YAMAHA CONTINUED</b>													
WR426F	01 - 02	133098	18.95	L	133002	18.95	L	133121	20.90	L	133120	20.90	L
YZ426F	00	133103	18.95	L	133002	18.95	L	133121	20.90	L	133120	20.90	L
YZ426F	01 - 02	133098	18.95	L	133002	18.95	L	133121	20.90	L	133120	20.90	L
WR450F	03 - 15	133098	18.95	L	133105	18.95	L	133121	20.90	L	133146	20.90	L
YZ450F	03 - 07	133098	18.95	L	133105	18.95	L	133121	20.90	L	133146	20.90	L
YZ450F	08 - 15	133102	18.95	L	133105	18.95	L	133126	20.90	L	133146	20.90	L
YZ450F	16	133102	18.95	L	133105	18.95	L	133126	20.90	L			
YZ490	85 - 90	132887	18.95	L				133129	20.90	L			
WR500	92 - 93	132891	18.95	L	133002	18.95	L	133125	20.90	L			
XT600	90 - 95	132883	18.95	L	133002	18.95	L						
XT600 (SA)	96 - 02	132883	18.95	L	133002	18.95	L						



### DIRT BIKE STAINLESS STEEL BRAKE LINES

- Stainless steel brake lines create better brake response than rubber lines
- Stainless steel lines are sleeved (clear or colors) for a smooth finish



		FRONT			REAR		
<b>HONDA</b>							
XR650R	00-06	772314	54.50	B	---		
<b>KAWASAKI</b>							
KX 450F	06	---			772424	42.50 B	
<b>SUZUKI</b>							
RM 125/250	96-03	772613	63.95	H	---		
RM 125/250	04-06	---			---		
RMZ 250	04-06	---			772622	42.50 B	
RM 450	05-06	---			772622	42.50 B	
<b>YAMAHA</b>							
YZ 125/250/400/426	98-02	---			772721	42.50 B	





# BRAKE RESERVOIR KITS

- The Brake Reservoir Kits are 6061 CNC Machined for precise fit and seal.
- Each piece has been Mag treated and laser engraved.
- Available for late model bikes in Mag, Blue, Red colors



Blue



Mag



Red

- accessories
- body
- handlebar & grips
- cables & levers
- exhaust
- engine
- fuel & intake
- electrical & ignition
- clutch
- drive
- bearings
- brakes**
- steering & suspension
- tires
- tools & shop

MODEL & YEAR	COLOR	BRAKE RESERVOIR KIT		
<b>YAMAHA</b>				
YZ125/250 03-07, YZ250F03-06, YZ426/450F 03-07, WR250F/450F 03-16	BLUE	466030	49.95	G
YZ125/250 03-07, YZ250F03-06, YZ426/450F 03-07, WR250F/450F 03-16	RED	466031	49.95	G
YZ125/250 03-07, YZ250F03-06, YZ426/450F 03-07, WR250F/450F 03-16	MAG	466037	49.95	G
YZ125/250 08-16, YZ250F 07-16, YZ450F 08-16	BLUE	466032	49.95	G
YZ125/250 08-16, YZ250F 07-16, YZ450F 08-16	RED	466033	49.95	G
YZ125/250 08-16, YZ250F 07-16, YZ450F 08-16	MAG	466034	49.95	G
<b>HONDA</b>				
CR150R 07-16, CR125/250 02-07, CRF250R/250X 04-16, CRF450R/450X 04-16	RED	466035	49.95	G
CR150R 07-16, CR125/250 02-07, CRF250R/250X 04-16, CRF450R/450X 04-16	BLUE	466036	49.95	G
CR150R 07-16, CR125/250 02-07, CRF250R/250X 04-16, CRF450R/450X 04-16	MAG	466038	49.95	G
<b>KAWASAKI</b>				
KX125 03-08, KX250 03-08, KX250F 04-16, KX450F 06-16, KLX450R 08-12	MAG	466039	49.95	G
KX125 03-08, KX250 03-08, KX250F 04-16, KX450F 06-16, KLX450R 08-12	RED	466040	49.95	G
KX125 03-08, KX250 03-08, KX250F 04-16, KX450F 06-16, KLX450R 08-12	BLUE	466041	49.95	G
<b>SUZUKI</b>				
RM125 04-07, RM250 04-08, RMZ250 04-16, RMZ450 05-16, DRZ400 00-16	MAG	466042	49.95	G
RM125 04-07, RM250 04-08, RMZ250 04-16, RMZ450 05-16, DRZ400 00-16	RED	466043	49.95	G
RM125 04-07, RM250 04-08, RMZ250 04-16, RMZ450 05-16, DRZ400 00-16	BLUE	466044	49.95	G

- accessories
- body
- handlebar & grips
- cables & levers
- exhaust
- engine
- fuel & intake
- electrical & ignition
- clutch
- drive
- bearings
- brakes**
- steering & suspension
- tires
- tools & shop

## IPONE BRAKE CLEANER SPRAY

- Specially formulated to degrease friction parts such as disc brakes, brake pads, clutch plates, disc drums and brake shoes
- Also can be used to clean sticky parts



750 ML 46-750 13.95 A  
sold each (12 per case)



## IPONE BRAKE FLUID 300

- 100% synthetic is specially developed for competition brake circuits
- Extremely high boiling point (570° F) guarantees a perfect stability of the fluid
- Provides precision at the brake lever and constancy in extreme braking
- Brake 300 Fluid has been tested in G.P. where braking is the most intensive



300 ML 46-512 19.95 A  
sold each (12 per case)



## MOTION PRO HYDRAULIC BRAKE BLEEDER

- Makes bleeding your brakes a one person job
- Instructions included
- Made in the U.S.A.
- Will not bleed air from a dry system



678143 17.99 E

## PJ1 PROFESSIONAL BRAKE CLEANER

Professional Power Brake Cleaner  
Attributes:

- Powerful spray
- Cleans and degreases contaminants from brake units
- Evaporates quickly and leaves no residue
- Improves braking performance



13 oz. 909046 10.99 L  
sold each (6 per case)



## BEL-RAY SUPER DOT 4 BRAKE FLUID

Bel-Ray Super DOT 4 Brake Fluid exceeds FMVSS Sec. 571.116 DOT 4 motor vehicle brake fluid, SAE J1703 and ISO 4925 specifications. Mixes with all fluids meeting DOT 3 or DOT 4 specifications. For use in all drum or disc brake systems and hydraulic clutches, except systems using mineral-based fluids (LHM). Boiling Point: Dry 446°F, Wet 311°F.



355 ML 620155 8.95 J  
sold each (12 per case)



## BEL-RAY SUPER DOT 5 BRAKE FLUID

Bel-Ray Silicone DOT 5 Brake Fluid exceeds FMVSS Sec. 571.116 DOT 5 silicone base motor vehicle brake fluid specifications. Mixes with all fluids meeting such specifications. DOT 5 brake fluid may not be mixed with DOT 3 and DOT 4. DOT 5 may be used to replace either DOT 3 or DOT 4 if a complete system flush is done. For use in all drum or disc hydraulic brake systems, except systems using mineral-based fluids (LHM). Boiling Point: Dry 500°F, Wet 365°F.



355 ML 620149 15.40 J  
sold each (12 per case)





A close-up photograph of a bicycle's front fork and tire. The fork is a vibrant yellow color, and the tire is black with a prominent tread pattern. The background shows a sunset over a landscape with hills and fields, with a cloudy sky in shades of orange, red, and blue. The text 'STEERING & SUSPENSION' is overlaid on the right side of the image in a large, white, bold, sans-serif font.

# STEERING & SUSPENSION

# STEERING & SUSPENSION



THE BEST SUSPENSION. PERIOD.™

## REAR SHOCK SPRINGS

- Cold-wound on precision CNC equipment for the ultimate in strength
- Heat-tempered, shot-peened and end ground for durability
- Preset for fatigue resistance
- Wide variety of rates and applications
- Accurate rates and proper fitment assured



SEE THE END OF APPLICATION FOR PRICING

3.0KG - 4.9KG	YEAR	3.0KG	3.5KG	3.7KG	3.8KG	4.0KG	4.1KG	4.2KG	4.3KG	4.4KG	4.5KG	4.6KG	4.7KG	4.8KG	4.9KG
<b>HONDA</b>															
CR80/85	96-07	----	----	----	999175	999176	----	999177	----	999178	----	999179	----	999180	----
CR80/85EXP	96-07	----	----	----	999175	999176	----	999177	----	999178	----	999179	----	999180	----
CR125R 89-07	89-07	----	----	----	----	999029	----	999030	----	999031	----	999032	----	999033	----
CRF150R/150R Exp	07-09, 12-14	----	----	----	999175	999176	----	999177	----	999178	----	999179	----	999180	----
CR250R	89-99	----	----	----	----	999029	----	999030	----	999031	----	999032	----	999033	----
CR250R	00-07	----	----	----	----	----	999001	----	999002	----	999003	999004	999005	999006	999007
CRF250R	04-13	----	----	----	----	----	999001	----	999002	----	999003	999004	999005	999006	999007
CRF250R	14	----	----	----	----	----	----	----	----	----	999042	----	999043	----	999044
CRF250X	04-09, 12-13	----	----	----	----	----	999001	----	999002	----	999003	999004	999005	999006	999007
CRF450R	02-08	----	----	----	----	----	999001	----	999002	----	999003	999004	999005	999006	999007
CRF 450R	09-14	----	----	----	----	----	----	----	----	----	----	----	999047	----	999048
CRF450X	05-09, 12-14	----	----	----	----	----	999001	----	999002	----	999003	999004	999005	999006	999007
CR500	92-01	----	----	----	----	999029	----	999030	----	999031	----	999032	----	999033	----
<b>HUSQVARNA</b>															
All W/Showa shock	92-98	----	----	----	----	999029	----	999030	----	999031	----	999032	----	999033	----
<b>KAWASAKI</b>															
KX65	02-09, 11-14	----	999171	----	----	----	----	----	----	----	999172	----	999173	----	----
KX80	93-00	----	----	----	999175	999176	----	999177	----	999178	----	999179	----	999180	----
KX80 B.W.	92-94	----	----	----	999175	999176	----	999177	----	999178	----	999179	----	999180	----
KX85	01-14	----	----	----	999175	999176	----	999177	----	999178	----	999179	----	999180	----
KX100	95-09, 11-14	----	----	----	999175	999176	----	999177	----	999178	----	999179	----	999180	----
KX125	88-05	----	----	----	----	999029	----	999030	----	999031	----	999032	----	999033	----
KDX200	89-06	----	----	----	----	999029	----	999030	----	999031	----	999032	----	999033	----
KDX220	97-05	----	----	----	----	999029	----	999030	----	999031	----	999032	----	999033	----
KDX250	91-94	----	----	----	----	999029	----	999030	----	999031	----	999032	----	999033	----
KX250	88-07	----	----	----	----	999029	----	999030	----	999031	----	999032	----	999033	----
KX250F	04-05	----	----	----	----	999029	----	999030	----	999031	----	999032	----	999033	----
KX250F	06-14	----	----	----	----	----	999001	----	999002	----	999003	999004	999005	999006	999007
KLX400	03	----	----	----	----	----	999001	----	999002	----	999003	999004	999005	999006	999007
KLX450R	08-09	----	----	----	----	999029	----	999030	----	999031	----	999032	----	999033	----
KX450F	06-08	----	----	----	----	999029	----	999030	----	999031	----	999032	----	999033	----
KX450F	09-14	----	----	----	----	----	----	----	----	----	----	----	999047	----	999048
KX500	88-04	----	----	----	----	999029	----	999030	----	----	----	999032	----	999033	----
<b>KTM</b>															
50 SX pro senior	03-05	----	----	----	----	----	----	----	----	----	----	----	----	----	----
50 SX	06-11	----	----	----	----	----	----	----	----	----	----	----	----	----	----

# STEERING & SUSPENSION

## REAR SHOCK SPRINGS CONTINUED SEE THE END OF APPLICATION FOR PRICING

3.0KG - 4.9KG	YEAR	3.0KG	3.5KG	3.7KG	3.8KG	4.0KG	4.1KG	4.2KG	4.3KG	4.4KG	4.5KG	4.6KG	4.7KG	4.8KG	4.9KG
<b>KTM CONTINUED</b>															
65 SX	98-14	999170	999171	----	----	----	----	----	----	----	999172	----	999173	----	----
65 XC	08-09	999170	999171	----	----	----	----	----	----	----	999172	----	999173	----	----
85 SX	03-09, 11-14	999161	----	999162	----	999163	----	----	----	----	999164	----	----	----	----
85 XC	08-09	999161	----	999162	----	999163	----	----	----	----	999164	----	----	----	----
105 SX	04, 06-11	999161	----	999162	----	999163	----	----	----	----	999164	----	----	----	----
105 XC	08-09	999161	----	999162	----	999163	----	----	----	----	999164	----	----	----	----
125 SX	12-14	----	----	----	----	----	----	----	----	----	----	999021	----	----	999022
150 SX	12-14	----	----	----	----	----	----	----	----	----	----	999021	----	----	999022
150 XC	12-14	----	----	----	----	----	----	----	----	----	----	999021	----	----	999022
250 SX	12-14	----	----	----	----	----	----	----	----	----	----	999021	----	----	999022
250 SX-F	11-14	----	----	----	----	----	----	----	----	----	----	999021	----	----	999022
250 XC	12-14	----	----	----	----	----	----	----	----	----	----	999021	----	----	999022
250 XC-F	12-14	----	----	----	----	----	----	----	----	----	----	999021	----	----	999022
300 XC	12-14	----	----	----	----	----	----	----	----	----	----	999021	----	----	999022
350 SX-F	11-14	----	----	----	----	----	----	----	----	----	----	999021	----	----	999022
350 XC-F	12-14	----	----	----	----	----	----	----	----	----	----	999021	----	----	999022
450 SX-F	13-14	----	----	----	----	----	----	----	----	----	----	999021	----	----	999022
450 SX-F Factory Replica	12-13	----	----	----	----	----	----	----	----	----	----	999021	----	----	999022
450 XC-F	12-14	----	----	----	----	----	----	----	----	----	----	999021	----	----	999022
<b>SUZUKI</b>															
RM65	03-05	----	999171	----	----	----	----	----	----	----	999172	----	999173	----	----
RM85	05-09, 12	----	----	----	999175	999176	----	999177	----	999178	----	999179	----	999180	----
RM100	03	----	----	----	999175	999176	----	999177	----	999178	----	999179	----	999180	----
RM125	87-97	----	----	----	----	999029	----	999030	----	999031	----	999032	----	999033	----
RM125	98-07	----	----	----	----	----	999001	----	999002	----	999003	999004	999005	999006	999007
RM250	87-97, 01-03	----	----	----	----	999029	----	999030	----	999031	----	999032	----	999033	----
RM250	98-00, 04-08	----	----	----	----	----	999001	----	999002	----	999003	999004	999005	999006	999007
RMX250	89-98	----	----	----	----	999029	----	999030	----	999031	----	999032	----	999033	----
RM-Z250	04-06	----	----	----	----	999029	----	999030	----	999031	----	999032	----	999033	----
RM-Z250	07-14	----	----	----	----	----	999001	----	999002	----	999003	999004	999005	999006	999007
DRZ400E	00-07	----	----	----	----	----	999001	----	999002	----	999003	999004	999005	999006	999007
RM-Z450	05-14	----	----	----	----	----	999001	----	999002	----	999003	999004	999005	999006	999007
<b>YAMAHA</b>															
YZ80/85	93-14	----	----	----	----	999176	----	999177	----	999178	----	999179	----	999180	----
YZ125	89-14	----	----	----	----	999029	----	999030	----	999031	----	999032	----	999033	----
WR250	89-97	----	----	----	----	999029	----	999030	----	999031	----	999032	----	999033	----
WR250F	01-09, 11-13	----	----	----	----	999029	----	999030	----	999031	----	999032	----	999033	----
YZ250	89-14	----	----	----	----	999029	----	999030	----	999031	----	999032	----	999033	----
YZ250F	01-13	----	----	----	----	999029	----	999030	----	999031	----	999032	----	999033	----
WR400F	98-00	----	----	----	----	999029	----	999030	----	999031	----	999032	----	999033	----
YZ400F	98-99	----	----	----	----	999029	----	999030	----	999031	----	999032	----	999033	----
WR426F	01-02	----	----	----	----	999029	----	999030	----	999031	----	999032	----	999033	----
YZ426F	00-02	----	----	----	----	999029	----	999030	----	999031	----	999032	----	999033	----
WR450F	03-09, 11-14	----	----	----	----	999029	----	999030	----	999031	----	999032	----	999033	----
YZ450F	03-09	----	----	----	----	999029	----	999030	----	999031	----	999032	----	999033	----
YZ450F	10-14	----	----	----	----	----	----	----	----	----	----	999047	----	999048	----
WR500	92-93	----	----	----	----	999029	----	999030	----	999031	----	999032	----	999033	----

- accessories
- body
- handlebar & grips
- cables & levers
- exhaust
- engine
- fuel & intake
- electrical & ignition
- clutch
- drive
- bearings
- brakes
- steering & suspension
- tires
- tools & shop

# STEERING & SUSPENSION

## REAR SHOCK SPRINGS CONTINUED SEE THE END OF APPLICATION FOR PRICING

	5.0KG - 6.7KG	YEAR	5.0KG	5.1KG	5.2KG	5.3KG	5.4KG	5.5KG	5.6KG	5.7KG	5.8KG	5.9KG	6.0KG	6.1KG	6.3KG	6.4KG
<b>HONDA</b>																
CR80/85	96-07	999181	----	999182	----	999183	----	999184	----	999185	----	----	----	----	----	----
CR80/85EXP	96-07	999181	----	999182	----	999183	----	999184	----	999185	----	----	----	----	----	----
CR125R 89-07	89-07	999034	----	999035	----	999036	----	999037	----	999038	----	999039	----	999040	----	----
CRF150R/150R Exp	07-09, 12-14	999181	----	999182	----	999183	----	999184	----	999185	----	----	----	----	----	----
CR250R	89-99	999034	----	999035	----	999036	----	999037	----	999038	----	999039	----	999040	----	----
CR250R	00-07	999008	999009	999010	999011	999012	999013	999014	999015	999016	999017	----	999018	999019	----	----
CRF250R	04-13	999008	999009	999010	999011	999012	999013	999014	999015	999016	999017	----	999018	999019	----	----
CRF250R	14	----	999045	----	----	----	999046	----	----	----	----	----	----	----	----	----
CRF250X	04-09, 12-13	999008	999009	999010	999011	999012	999013	999014	999015	999016	999017	----	999018	999019	----	----
CRF450R	02-08	999008	999009	999010	999011	999012	999013	999014	999015	999016	999017	----	999018	999019	----	----
CRF 450R	09-14	----	999049	----	999050	----	999051	----	999052	----	999053	----	999054	999055	----	----
CRF450X	05-09, 12-14	999008	999009	999010	999011	999012	999013	999014	999015	999016	999017	----	999018	999019	----	----
CR500	92-01	999034	----	999035	----	999036	----	999037	----	999038	----	999039	----	999040	----	----
<b>HUSQVARNA</b>																
All W/Showa shock	92-98	999034	----	999035	----	999036	----	999037	----	999038	----	999039	----	999040	----	----
<b>KAWASAKI</b>																
KX65	02-09, 11-14	----	999174	----	----	----	----	----	----	----	----	----	----	----	----	----
KX80	93-00	999181	----	999182	----	999183	----	999184	----	999185	----	----	----	----	----	----
KX80 B.W.	92-94	999181	----	999182	----	999183	----	999184	----	999185	----	----	----	----	----	----
KX85	01-14	999181	----	999182	----	999183	----	999184	----	999185	----	----	----	----	----	----
KX100	95-09, 11-14	999181	----	999182	----	999183	----	999184	----	999185	----	----	----	----	----	----
KX125	88-05	999034	----	999035	----	999036	----	999037	----	999038	----	999039	----	999040	----	----
KDX200	89-06	999034	----	999035	----	999036	----	999037	----	999038	----	999039	----	999040	----	----
KDX220	97-05	999034	----	999035	----	999036	----	999037	----	999038	----	999039	----	999040	----	----
KDX250	91-94	999034	----	999035	----	999036	----	999037	----	999038	----	999039	----	999040	----	----
KX250	88-07	999034	----	999035	----	999036	----	999037	----	999038	----	999039	----	999040	----	----
KX250F	04-05	999034	----	999035	----	999036	----	999037	----	999038	----	999039	----	999040	----	----
KX250F	06-14	999008	999009	999010	999011	999012	999013	999014	999015	999016	999017	----	999018	999019	----	----
KLX400	03	999008	999009	999010	999011	999012	999013	999014	999015	999016	999017	----	999018	999019	----	----
KLX450R	08-09	999034	----	999035	----	999036	----	999037	----	999038	----	999039	----	999040	----	----
KX450F	06-08	999034	----	999035	----	999036	----	999037	----	999038	----	999039	----	999040	----	----
KX450F	09-14	----	999049	----	999050	----	999051	----	999052	----	999053	----	999054	999055	----	----
KX500	88-04	999034	----	999035	----	999036	----	999037	----	999038	----	999039	----	999040	----	----
<b>KTM</b>																
65 SX	98-14	----	999174	----	----	----	----	----	----	----	----	----	----	----	----	----
65 XC	08-09	----	999174	----	----	----	----	----	----	----	----	----	----	----	----	----
85 SX	03-09, 11-14	999165	----	----	----	----	----	----	----	----	----	----	----	----	----	----
85 XC	08-09	999165	----	----	----	----	----	----	----	----	----	----	----	----	----	----
105 SX	04, 06-11	999165	----	----	----	----	----	----	----	----	----	----	----	----	----	----
105 XC	08-09	999165	----	----	----	----	----	----	----	----	----	----	----	----	----	----
125 SX	12-14	----	----	999023	----	----	999024	----	----	999025	----	----	999026	----	999027	
150 SX	12-14	----	----	999023	----	----	999024	----	----	999025	----	----	999026	----	999027	
150 XC	12-14	----	----	999023	----	----	999024	----	----	999025	----	----	999026	----	999027	
250 SX	12-14	----	----	999023	----	----	999024	----	----	999025	----	----	999026	----	999027	
250 SX-F	11-14	----	----	999023	----	----	999024	----	----	999025	----	----	999026	----	999027	
250 XC	12-14	----	----	999023	----	----	999024	----	----	999025	----	----	999026	----	999027	
250 XC-F	12-14	----	----	999023	----	----	999024	----	----	999025	----	----	999026	----	999027	
300 XC	12-14	----	----	999023	----	----	999024	----	----	999025	----	----	999026	----	999027	
350 SX-F	11-14	----	----	999023	----	----	999024	----	----	999025	----	----	999026	----	999027	
350 XC-F	12-14	----	----	999023	----	----	999024	----	----	999025	----	----	999026	----	999027	
450 SX-F	13-14	----	----	999023	----	----	999024	----	----	999025	----	----	999026	----	999027	
450 SX-F Factory Replica	12-13	----	----	999023	----	----	999024	----	----	999025	----	----	999026	----	999027	
450 XC-F	12-14	----	----	999023	----	----	999024	----	----	999025	----	----	999026	----	999027	

## REAR SHOCK SPRINGS CONTINUED SEE THE END OF APPLICATION FOR PRICING

5.0KG - 6.7KG	YEAR	5.0KG	5.1KG	5.2KG	5.3KG	5.4KG	5.5KG	5.6KG	5.7KG	5.8KG	5.9KG	6.0KG	6.1KG	6.3KG	6.4KG
<b>SUZUKI</b>															
RM65	03-05	----	999174	----	----	----	----	----	----	----	----	----	----	----	----
RM85	05-09, 12	999181	----	999182	----	999183	----	999184	----	999185	----	----	----	----	----
RM100	03	999181	----	999182	----	999183	----	999184	----	999185	----	----	----	----	----
RM125	87-97	999034	----	999035	----	999036	----	999037	----	999038	----	999039	----	999040	----
RM125	98-07	999008	999009	999010	999011	999012	999013	999014	999015	999016	999017	----	999018	999019	----
RM250	87-97, 01-03	999034	----	999035	----	999036	----	999037	----	999038	----	999039	----	999040	----
RM250	98-00, 04-08	999008	999009	999010	999011	999012	999013	999014	999015	999016	999017	----	999018	999019	----
RMX250	89-98	999034	----	999035	----	999036	----	999037	----	999038	----	999039	----	999040	----
RM-Z250	04-06	999034	----	999035	----	999036	----	999037	----	999038	----	999039	----	999040	----
RM-Z250	07-14	999008	999009	999010	999011	999012	999013	999014	999015	999016	999017	----	999018	999019	----
DRZ400E	00-07	999008	999009	999010	999011	999012	999013	999014	999015	999016	999017	----	999018	999019	----
RM-Z450	05-14	999008	999009	999010	999011	999012	999013	999014	999015	999016	999017	----	999018	999019	----
<b>YAMAHA</b>															
YZ80/85	93-14	999181	----	999182	----	999183	----	999184	----	999185	----	----	----	----	----
YZ125	89-14	999034	----	999035	----	999036	----	999037	----	999038	----	999039	----	999040	----
WR250	89-97	999034	----	999035	----	999036	----	999037	----	999038	----	999039	----	999040	----
WR250F	01-09, 11-13	999034	----	999035	----	999036	----	999037	----	999038	----	999039	----	999040	----
YZ250	89-14	999034	----	999035	----	999036	----	999037	----	999038	----	999039	----	999040	----
YZ250F	01-13	999034	----	999035	----	999036	----	999037	----	999038	----	999039	----	999040	----
WR400F	98-00	999034	----	999035	----	999036	----	999037	----	999038	----	999039	----	999040	----
YZ400F	98-99	999034	----	999035	----	999036	----	999037	----	999038	----	999039	----	999040	----
WR426F	01-02	999034	----	999035	----	999036	----	999037	----	999038	----	999039	----	999040	----
YZ426F	00-02	999034	----	999035	----	999036	----	999037	----	999038	----	999039	----	999040	----
WR450F	03-09, 11-14	999034	----	999035	----	999036	----	999037	----	999038	----	999039	----	999040	----
YZ450F	03-09	999034	----	999035	----	999036	----	999037	----	999038	----	999039	----	999040	----
YZ450F	10-14	----	999049	----	999050	----	999051	----	999052	----	999053	----	999054	999055	----
WR500	92-93	999034	----	999035	----	999036	----	999037	----	999038	----	999039	----	999040	----

<b>FACTORY CONNECTION KTM PROGRESSIVE SHOCK SPRINGS</b>						
KTM MODEL	YEAR	(5.0KG-7.0KG)	(6.0KG-8.0KG)	(6.5KG-8.3KG)	(7.0KG-9.0KG)	
125 - 530 EXC/MXC/SX/SX-F/XC/ XC-F/XC-W/XCF-W	98-10	999063	999062	999056	999057	
MODEL	YEAR	(7.5KG-9.7KG)	(8.0KG-10.3KG)	(8.5KG-11.0KG)	(9.0KG-11.5KG)	
250 - 530 EXC/SX/XC/XC-W/XCF-W	11	999058	999059	999060	999061	
200 - 500 EXC/EXC-F/XCF-W/XC-W	12-14	999058	999059	999060	999061	



Factory Connection engineers and creates our own spring designs to our own industry leading standards.

Factory Connection Shock springs fitment to each shock body is the absolute best in the industry. The highest tensile strength commercial grade silicone spring wire is pre-inspected.

Our springs are manufactured on precision CNC equipment and the best shot peening machines are utilized to improve spring stress and spring longevity. We have tested some of our Shock springs up to 500,000 cycles for durability which exceeds the OEM industry standard of 200,000 cycles. Each spring series must pass a rigorous 11 category Quality Assurance inspection process before they are approved for sale. We regularly review, test and re-design our springs to insure their overall fitment, stress levels and quality to provide the best performing and longest lasting spring available.

- accessories
- body
- handlebar & grips
- cables & levers
- exhaust
- engine
- fuel & intake
- electrical & ignition
- clutch
- drive
- bearings
- brakes
- steering & suspension
- tires
- tools & shop

# STEERING & SUSPENSION

**Factory Connection**

THE BEST SUSPENSION. PERIOD.™

## FRONT FORK SPRINGS

- Cold-wound on precision CNC equipment for the ultimate in strength
- Heat-tempered, shot-peened and end ground for durability
- Preset for fatigue resistance
- Wide variety of rates and applications
- Accurate rates and proper fitment assured



SEE THE END OF APPLICATION FOR PRICING

.26KG - .39KG	YEAR	.26kg	.27kg	.28kg	.29kg	.30kg	.31kg	.32kg	.33kg	.34kg	.36kg	.37kg	.38kg	.39kg
<b>HONDA</b>														
CR80/85	96-07	999065	----	----	----	999066	----	999067	----	999068	999069	----	999070	----
CR80/85EXP	96-07	999065	----	----	----	999066	----	999067	----	999068	999069	----	999070	----
CRF150R/150R Exp	07-09, 12-16	999065	----	----	----	999066	----	999067	----	999068	999069	----	999070	----
CR250R	97-07	----	----	----	----	----	----	----	----	----	----	----	999131	----
CRF250R	04-09	----	----	----	----	----	----	----	----	----	----	----	999131	----
CRF250X	04-09, 12-13, 15-16	----	----	----	----	----	----	----	----	----	----	----	999131	----
CRF450R	02-08	----	----	----	----	----	----	----	----	----	----	----	999131	----
CRF450X	05-09, 12-16	----	----	----	----	----	----	----	----	----	----	----	999131	----

.26KG - .39KG	YEAR	.26kg	.27kg	.28kg	.29kg	.30kg	.31kg	.32kg	.33kg	.34kg	.36kg	.37kg	.38kg	.39kg
<b>KAWASAKI</b>														
KX65	02-09, 11-16	----	----	----	----	----	999064	----	----	----	----	----	----	----
KX80	93-00	----	999076	----	----	----	999077	----	999078	----	----	----	----	----
KX80 B.W.	92-94	----	999076	----	----	----	999077	----	999078	----	----	----	----	----
KX85	01-16	----	999076	----	----	----	999077	----	999078	----	----	----	----	----
KX100	95-09, 11-16	----	999076	----	----	----	999077	----	999078	----	----	----	----	----
KX250F	06-10	----	----	----	----	----	----	----	----	----	----	----	999131	----
KLX450R	08-09	----	----	----	----	----	----	----	----	----	----	999095	----	999096
KX450F	06	----	----	----	----	----	----	----	----	----	----	----	----	999111

.26KG - .39KG	YEAR	.26kg	.27kg	.28kg	.29kg	.30kg	.31kg	.32kg	.33kg	.34kg	.36kg	.37kg	.38kg	.39kg
<b>KTM</b>														
65 SX	02-11	----	999072	----	----	----	999073	----	----	----	----	----	----	----
65 XC	08-09	----	999072	----	----	----	999073	----	----	----	----	----	----	----
85 SX	03-09, 11-16	----	----	999074	----	----	----	999075	----	----	----	----	----	----
85 XC	08-09	----	----	999074	----	----	----	999075	----	----	----	----	----	----
105 SX	04, 06-11	----	----	999074	----	----	----	999075	----	----	----	----	----	----
105 XC	08-09	----	----	999074	----	----	----	999075	----	----	----	----	----	----
125 SX	08-09, 12-14	----	----	----	----	----	----	----	----	----	----	----	----	999111
144 SX	08	----	----	----	----	----	----	----	----	----	----	----	----	999111
150 SX	09-14	----	----	----	----	----	----	----	----	----	----	----	----	999111
150 XC	10-13	----	----	----	----	----	----	----	----	----	----	----	----	999111
250 SX	08-14	----	----	----	----	----	----	----	----	----	----	----	----	999111
250 SX-F	08-14	----	----	----	----	----	----	----	----	----	----	----	----	999111
250 XC	08-13	----	----	----	----	----	----	----	----	----	----	----	----	999111
250 XC-F	08-09, 11-13	----	----	----	----	----	----	----	----	----	----	----	----	999111



THE BEST SUSPENSION PERIOD.™

## FRONT FORK SPRINGS CONTINUED

SEE THE END OF APPLICATION FOR PRICING

.26KG - .39KG	YEAR	.26kg	.27kg	.28kg	.29kg	.30kg	.31kg	.32kg	.33kg	.34kg	.36kg	.37kg	.38kg	.39kg
<b>KTM CONTINUED</b>														
300 XC	08-13	----	----	----	----	----	----	----	----	----	----	----	----	999111
350 SX-F	11-14	----	----	----	----	----	----	----	----	----	----	----	----	999111
350 XC-F	11-13	----	----	----	----	----	----	----	----	----	----	----	----	999111
450 SX-F	08-14	----	----	----	----	----	----	----	----	----	----	----	----	999111
450 XC-F	08-09, 13	----	----	----	----	----	----	----	----	----	----	----	----	999111
505 SX-F	08-09	----	----	----	----	----	----	----	----	----	----	----	----	999111
505 XC-F	08-09	----	----	----	----	----	----	----	----	----	----	----	----	999111
<b>SUZUKI</b>														
RM65	03-05	----	----	----	----	----	999064	----	----	----	----	----	----	----
RM85	02-09, 12, 15-16	999065	----	----	----	999066	----	999067	----	999068	999069	----	999070	----
RM100	00 03	----	999076	----	----	----	999077	----	999078	----	----	----	----	----
RM125	04-07	----	----	----	----	----	----	----	----	----	----	----	999131	----
RM250	04-08	----	----	----	----	----	----	----	----	----	----	----	999131	----
RM-Z250	07-12	----	----	----	----	----	----	----	----	----	----	----	999131	----
RM-Z450	05-12	----	----	----	----	----	----	----	----	----	----	----	999131	----
<b>YAMAHA</b>														
YZ80/85	93-16	----	999076	----	----	----	999077	----	999078	----	----	----	----	----
YZ125/250	04	----	----	----	----	----	----	----	----	----	----	----	999111	----
YZ125	06-16	----	----	----	----	----	----	----	----	----	----	999095	----	999096
YZ250	06-16	----	----	----	----	----	----	----	----	----	----	999095	----	999096
YZ250F	04	----	----	----	----	----	----	----	----	----	----	----	----	999111
YZ250F	06-13	----	----	----	----	----	----	----	----	----	----	999095	----	999096
WR450F	12-14	----	----	----	----	----	----	----	----	----	----	999095	----	999096
YZ450F	04	----	----	----	----	----	----	----	----	----	----	----	----	999111
YZ450F	06-09	----	----	----	----	----	----	----	----	----	----	999095	----	999096
<b>HONDA</b>														
CR80/85	96-07	999071	----	----	----	----	----	----	----	----	----	----	----	----
CR80/ 85EXP	96-07	999071	----	----	----	----	----	----	----	----	----	----	----	----
CR125R 97-00	97-00	----	----	999080	999081	----	----	----	----	----	----	----	----	----
CRF150R/ 150R Exp	07-09, 12-16	999071	----	----	----	----	----	----	----	----	----	----	----	----
CR250R	0R 96	----	----	999080	999081	----	----	----	----	----	----	----	----	----
CR250R	97-07	999132	999133	999134	999135	999136	999137	999138	999139	999140	999141	999142	----	999143
CRF250R	04-09	999132	999133	999134	999135	999136	999137	999138	999139	999140	999141	999142	----	999143
CRF250R	10-14	999086	----	999087	----	999088	----	999089	----	999090	----	----	----	----
CRF250X	04-09, 12-13, 15-16	999132	999133	999134	999135	999136	999137	999138	999139	999140	999141	999142	----	999143
CRF450R	02-08	999132	999133	999134	999135	999136	999137	999138	999139	999140	999141	999142	----	999143
CRF450R	09-12	999086	----	999087	----	999088	----	999089	----	999090	----	----	----	----
CRF450X	05-09, 12-16	999132	999133	999134	999135	999136	999137	999138	999139	999140	999141	999142	----	999143
CR500	96-01	----	----	999080	999081	----	----	----	----	----	----	----	----	----

- accessories
- body
- handlebar & grips
- cables & levers
- exhaust
- engine
- fuel & intake
- electrical & ignition
- clutch
- drive
- bearings
- brakes
- steering & suspension
- tires
- tools & shop

# STEERING & SUSPENSION

## FRONT FORK SPRINGS CONTINUED

SEE THE END OF APPLICATION FOR PRICING

		.40KG - .55KG	YEAR	.40kg	.41kg	.42kg	.43kg	.44kg	.45kg	.46kg	.47kg	.48kg	.49kg	.50kg	.51kg	.52kg
<b>KAWASAKI</b>																
	KX125/250		96-01	----	----	999080	999081	----	----	----	----	----	----	----	----	----
	KX125/250		50 02	----	----	----	999150	----	999151	999152	----	----	999153	----	----	----
	KX125		03-05	999144	----	999145	----	999146	----	999147	----	999148	----	999149	----	----
	KX250		03-07	999144	----	999145	----	999146	----	999147	----	999148	----	999149	----	----
	KX250F		04-05	999144	----	999145	----	999146	----	999147	----	999148	----	999149	----	----
	KX250F		06-10	999132	999133	999134	999135	999136	999137	999138	999139	999140	999141	999142	----	999143
	KLX400 03		03	999155	----	999156	----	999157	----	999158	----	999159	----	999160	----	----
	KLX450R		08-09	----	999097	----	999098	----	999099	999188	----	999189	----	999190	----	----
	KX450F		06	----	999112	----	999113	----	999114	----	999115	----	999116	----	----	----
	KX450F		07-12	----	----	----	999150	----	999151	999152	----	----	999153	----	----	----
	KX500		96-04	----	----	999080	999081	----	----	----	----	----	----	----	----	----
<b>KTM</b>																
	125 SX		02-06	999155	----	999156	----	999157	----	999158	----	999159	----	999160	----	----
	125 SX		07	----	----	999122	----	999123	----	999124	----	999125	----	----	----	----
	125 SX		08-09, 12-14	----	999112	----	999113	----	999114	----	999115	----	999116	----	----	----
	125 SX		15-16	----	----	----	999150	----	999151	----	----	----	999153	----	----	----
	144 SX		07	----	----	999122	----	999123	----	999124	----	999125	----	----	----	----
	144 SX		08	----	999112	----	999113	----	999114	----	999115	----	999116	----	----	----
	150 SX		09-14	----	999112	----	999113	----	999114	----	999115	----	999116	----	----	----
	150 SX		15-16	----	----	----	999150	----	999151	----	----	----	999153	----	----	----
	150 XC		10-13	----	999112	----	999113	----	999114	----	999115	----	999116	----	----	----
	150 XC		14	999144	----	999145	----	999146	----	999147	----	999148	----	999149	----	----
	200 EXC		03-05	999155	----	999156	----	999157	----	999158	----	999159	----	999160	----	----
	200 MXC		03	999155	----	999156	----	999157	----	999158	----	999159	----	999160	----	----
	200 SX		03-04	999155	----	999156	----	999157	----	999158	----	999159	----	999160	----	----
	200 XC		06-07	999155	----	999156	----	999157	----	999158	----	999159	----	999160	----	----
	200 XC		08-09	----	----	999122	----	999123	----	999124	----	999125	----	----	----	----
	200 XC-W		06-12- 16	999155	----	999156	----	999157	----	999158	----	999159	----	999160	----	----
	250 EXC		03-05	999155	----	999156	----	999157	----	999158	----	999159	----	999160	----	----
	250 EXC -G (RFS)		03-05	999155	----	999156	----	999157	----	999158	----	999159	----	999160	----	----
	250 SX		02-06	999155	----	999156	----	999157	----	999158	----	999159	----	999160	----	----
	250 SX		07	----	----	999122	----	999123	----	999124	----	999125	----	----	----	----
	250 SX		08-14	----	999112	----	999113	----	999114	----	999115	----	999116	----	----	----
	250 SX		15-16	----	----	----	999150	----	999151	----	----	----	999153	----	----	----
	250 SX-F		06	999155	----	999156	----	999157	----	999158	----	999159	----	999160	----	----
	250 SX-F		07	----	----	999122	----	999123	----	999124	----	999125	----	----	----	----
	250 SX-F		08-14	----	999112	----	999113	----	999114	----	999115	----	999116	----	----	----
	250 SX-F		15-16	----	----	----	999150	----	999151	----	----	----	999153	----	----	----
	250 SX -FFE		15	----	----	----	999150	----	999151	----	----	----	999153	----	----	----
	250 XC		06-07	999155	----	999156	----	999157	----	999158	----	999159	----	999160	----	----
	250 XC		08-13	----	999112	----	999113	----	999114	----	999115	----	999116	----	----	----
	.40KG - .55KG		YEAR	.40kg	.41kg	.42kg	.43kg	.44kg	.45kg	.46kg	.47kg	.48kg	.49kg	.50kg	.51kg	.52kg
	250 XC		14	999144	----	999145	----	999146	----	999147	----	999148	----	999149	----	----
	250 XC		15-16	----	----	----	999150	----	999151	----	----	----	999153	----	----	----
	250 XC-F		07	999155	----	999156	----	999157	----	999158	----	999159	----	999160	----	----
	250 XC-F		08-09, 11-13	----	999112	----	999113	----	999114	----	999115	----	999116	----	----	----
	250 XC-F		14	999144	----	999145	----	999146	----	999147	----	999148	----	999149	----	----
	250 XC-F		15-16	----	----	----	999150	----	999151	----	----	----	999153	----	----	----



## FRONT FORK SPRINGS CONTINUED

SEE THE END OF APPLICATION FOR PRICING

.40KG - .55KG	YEAR	.40kg	.41kg	.42kg	.43kg	.44kg	.45kg	.46kg	.47kg	.48kg	.49kg	.50kg	.51kg	.52kg
<b>KTM CONTINUED</b>														
250 XC-FW	07-16	999155	----	999156	----	999157	----	999158	----	999159	----	999160	----	----
250 XC-W	06-16	999155	----	999156	----	999157	----	999158	----	999159	----	999160	----	----
300 EXC	03-05	999155	----	999156	----	999157	----	999158	----	999159	----	999160	----	----
300 MXC	03-05	999155	----	999156	----	999157	----	999158	----	999159	----	999160	----	----
300 XC	06-07	999155	----	999156	----	999157	----	999158	----	999159	----	999160	----	----
300 XC	08-13	----	999112	----	999113	----	999114	----	999115	----	999116	----	----	----
300 XC	14	999144	----	999145	----	999146	----	999147	----	999148	----	999149	----	----
300 XC	15-16	----	----	----	999150	----	999151	----	----	----	999153	----	----	----
300 XC-W	06-16	999155	----	999156	----	999157	----	999158	----	999159	----	999160	----	----
350 EXC-F	12-16	999155	----	999156	----	999157	----	999158	----	999159	----	999160	----	----
350 SX-F	11-14	----	999112	----	999113	----	999114	----	999115	----	999116	----	----	----
350 SC-F	15-16	----	----	----	999150	----	999151	----	----	----	999153	----	----	----
350 XC-F	11-13	----	999112	----	999113	----	999114	----	999115	----	999116	----	----	----
350 XC-F	14	999144	----	999145	----	999146	----	999147	----	999148	----	999149	----	----
350 XCF-W	12-16	999155	----	999156	----	999157	----	999158	----	999159	----	999160	----	----
380 SX	02	999155	----	999156	----	999157	----	999158	----	999159	----	999160	----	----
400 EXC -G (RFS)	04-06	999155	----	999156	----	999157	----	999158	----	999159	----	999160	----	----
400 SX	02	999155	----	999156	----	999157	----	999158	----	999159	----	999160	----	----
400 XC-W	07, 09-11	999155	----	999156	----	999157	----	999158	----	999159	----	999160	----	----
450 EXC	07&10	999155	----	999156	----	999157	----	999158	----	999159	----	999160	----	----
450 EXC Champions Ed.	10	999155	----	999156	----	999157	----	999158	----	999159	----	999160	----	----
450 EXC-G (RFS)	03-06	999155	----	999156	----	999157	----	999158	----	999159	----	999160	----	----
450 EXC-R	08-09	999155	----	999156	----	999157	----	999158	----	999159	----	999160	----	----
450 MXC-G (RFS)	03-05	999155	----	999156	----	999157	----	999158	----	999159	----	999160	----	----
450 SX	03-06	999155	----	999156	----	999157	----	999158	----	999159	----	999160	----	----
450 SX-F	08-14	----	999112	----	999113	----	999114	----	999115	----	999116	----	----	----
450 SX-F	15-16	----	----	----	999150	----	999151	----	----	----	999153	----	----	----
450 SX-FFE	15	----	----	----	999150	----	999151	----	----	----	999153	----	----	----
450 XC	06-07	999155	----	999156	----	999157	----	999158	----	999159	----	999160	----	----
450 XC-F	08-09, 13	----	999112	----	999113	----	999114	----	999115	----	999116	----	----	----
450 XC-F	14	999144	----	999145	----	999146	----	999147	----	999148	----	999149	----	----
450 XC-F	15-16	----	----	----	999150	----	999151	----	----	----	999153	----	----	----
450 XC-W	15-16	999155	----	999156	----	999157	----	999158	----	999159	----	999160	----	----
450 XC-W Champions Ed.	10	999155	----	999156	----	999157	----	999158	----	999159	----	999160	----	----
450 XC-W {R}	08-09	999155	----	999156	----	999157	----	999158	----	999159	----	999160	----	----
450 XC-W Six Days	10-14	999155	----	999156	----	999157	----	999158	----	999159	----	999160	----	----
500 EXC	12-16	999155	----	999156	----	999157	----	999158	----	999159	----	999160	----	----
500 XC-W	12-16	999155	----	999156	----	999157	----	999158	----	999159	----	999160	----	----
505 SX-F	07	----	----	999122	----	999123	----	999124	----	999125	----	----	----	----
505 SX-F	08-09	----	999112	----	999113	----	999114	----	999115	----	999116	----	----	----
505 XC-F	08-09	----	999112	----	999113	----	999114	----	999115	----	999116	----	----	----
520 SX	02	999155	----	999156	----	999157	----	999158	----	999159	----	999160	----	----
525 EXC	07	999155	----	999156	----	999157	----	999158	----	999159	----	999160	----	----

- accessories
- body
- handlebar & grips
- cables & levers
- exhaust
- engine
- fuel & intake
- electrical & ignition
- clutch
- drive
- bearings
- brakes
- steering & suspension**
- tires
- tools & shop

# STEERING & SUSPENSION

## FRONT FORK SPRINGS CONTINUED

SEE THE END OF APPLICATION FOR PRICING

		.40KG	.55KG	YEAR	.40kg	.41kg	.42kg	.43kg	.44kg	.45kg	.46kg	.47kg	.48kg	.49kg	.50kg	.51kg	.52kg	
<b>KTM CONTINUED</b>																		
525 EXC -G (RFS)	03-06	999155	----	999156	----	999157	----	999158	----	999159	----	999160	----	999160	----	999160	----	999160
525 MXC -G (RFS)	03-05	999155	----	999156	----	999157	----	999158	----	999159	----	999160	----	999160	----	999160	----	999160
525 SX	03-06	999155	----	999156	----	999157	----	999158	----	999159	----	999160	----	999160	----	999160	----	999160
525 XC	06-07	999155	----	999156	----	999157	----	999158	----	999159	----	999160	----	999160	----	999160	----	999160
525 XC-W	07	999155	----	999156	----	999157	----	999158	----	999159	----	999160	----	999160	----	999160	----	999160
530 EXC	10-11	999155	----	999156	----	999157	----	999158	----	999159	----	999160	----	999160	----	999160	----	999160
530 EXC Champions Ed.	10	999155	----	999156	----	999157	----	999158	----	999159	----	999160	----	999160	----	999160	----	999160
530 EXC-R/ XC-W {R}	08-09	999155	----	999156	----	999157	----	999158	----	999159	----	999160	----	999160	----	999160	----	999160
530 XC-W Six Days	10-11	999155	----	999156	----	999157	----	999158	----	999159	----	999160	----	999160	----	999160	----	999160
<b>SUZUKI</b>																		
RM85	02-09, 12, 15-16	999071	----	999071	----	999071	----	999071	----	999071	----	999071	----	999071	----	999071	----	999071
RM125	98	----	----	999150	----	999151	----	999151	----	999151	----	999153	----	999153	----	999153	----	999153
RM125	04-07	999132	999133	999134	999135	999136	999137	999138	999139	999140	999141	999142	999142	999142	999142	999142	999142	999143
RM250	98	----	----	999150	----	999151	----	999152	----	999152	----	999153	----	999153	----	999153	----	999153
RM250	01-02	----	----	999080	999081	----	----	----	----	----	----	----	----	----	----	----	----	----
RM250	03	----	----	999083	----	999084	----	999085	----	999085	----	999085	----	999085	----	999085	----	999085
RM250	04-08	999132	999133	999134	999135	999136	999137	999138	999139	999140	999141	999142	999142	999142	999142	999142	999142	999143
RM-Z250	04-06	999144	----	999145	----	999146	----	999147	----	999148	----	999149	----	999149	----	999149	----	999149
RM-Z250	07-12	999132	999133	999134	999135	999136	999137	999138	999139	999140	999141	999142	999142	999142	999142	999142	999142	999143
DRZ400E	00-07	999155	----	999156	----	999157	----	999158	----	999159	----	999160	----	999160	----	999160	----	999160
RM-Z450	05-12	999132	999133	999134	999135	999136	999137	999138	999139	999140	999141	999142	999142	999142	999142	999142	999142	999143
<b>YAMAHA</b>																		
YZ125/250	96-03	----	----	999083	----	999084	----	999085	----	999085	----	999085	----	999085	----	999085	----	999085
YZ125/250	04	----	999112	999113	999114	999114	999114	999115	999115	999115	999116	999116	999116	999116	999116	999116	999116	999116
YZ125/250	05	999144	----	999145	999146	999146	999147	999147	999148	999148	999149	999149	999149	999149	999149	999149	999149	999149
YZ125	06-16	----	999097	999098	999099	999099	999188	999188	999189	999189	999190	999190	999190	999190	999190	999190	999190	999190
WR250F	01-04	----	999083	999084	999085	999085	999085	999085	999085	999085	999085	999085	999085	999085	999085	999085	999085	999085
WR250F	05-09, 11-13, 15-16	999144	----	999145	999146	999146	999147	999147	999148	999148	999149	999149	999149	999149	999149	999149	999149	999149
YZ250	06-16	----	999097	999098	999099	999099	999188	999188	999189	999189	999190	999190	999190	999190	999190	999190	999190	999190
YZ250F	01-03	----	999083	999084	999085	999085	999085	999085	999085	999085	999085	999085	999085	999085	999085	999085	999085	999085
YZ250F	04	----	999112	999113	999114	999114	999115	999115	999116	999116	999116	999116	999116	999116	999116	999116	999116	999116
YZ250F	05	999144	----	999145	999146	999146	999147	999147	999148	999148	999149	999149	999149	999149	999149	999149	999149	999149
YZ250F	06-13	----	999097	999098	999099	999099	999188	999188	999189	999189	999190	999190	999190	999190	999190	999190	999190	999190
YZ250F	14-16	----	999193	999193	999193	999193	999193	999193	999193	999193	999193	999193	999193	999193	999193	999193	999193	999193
YZ250FX	15-16	----	999150	999151	999152	999152	999152	999152	999152	999152	999153	999153	999153	999153	999153	999153	999153	999153
WR400F	98-00	----	999083	999084	999085	999085	999085	999085	999085	999085	999085	999085	999085	999085	999085	999085	999085	999085
YZ400F	98-99	----	999083	999084	999085	999085	999085	999085	999085	999085	999085	999085	999085	999085	999085	999085	999085	999085
WR426F	01-02	----	999083	999084	999085	999085	999085	999085	999085	999085	999085	999085	999085	999085	999085	999085	999085	999085
YZ426F	00-02	----	999083	999084	999085	999085	999085	999085	999085	999085	999085	999085	999085	999085	999085	999085	999085	999085
WR450F	03-04	----	999083	999084	999085	999085	999085	999085	999085	999085	999085	999085	999085	999085	999085	999085	999085	999085
WR450F	05-09, 11	999144	----	999145	999146	999146	999147	999147	999148	999148	999149	999149	999149	999149	999149	999149	999149	999149

## FRONT FORK SPRINGS CONTINUED

SEE THE END OF APPLICATION FOR PRICING

.40KG - .55KG	YEAR	.40kg	.41kg	.42kg	.43kg	.44kg	.45kg	.46kg	.47kg	.48kg	.49kg	.50kg	.51kg	.52kg
<b>YAMAHA CONTINUED</b>														
WR450F	12-16	----	999097	----	999098	----	999099	999188	----	999189	----	999190	----	----
YZ450F	03	----	----	----	----	----	999083	----	999084	----	999085	----	----	----
YZ450F	04	----	999112	----	999113	----	999114	----	999115	----	999116	----	----	----
YZ450F	05	999144	----	999145	----	999146	----	999147	----	999148	----	999149	----	----
YZ450F	06-09	----	999097	----	999098	----	999099	999188	----	999189	----	999190	----	----
YZ450F	10-13	----	----	----	999150	----	999151	999152	----	----	999153	----	----	----
YZ450F	14-16	----	----	999193	----	999106	----	999107	----	999108	----	----	----	999109

## FORK SPRINGS PRICING

999001 119.95 G	999032 119.95 G	999062 152.95 G	999095 119.95 G	999127 79.95 G	999158 119.95 G
999002 119.95 G	999033 119.95 G	999063 152.95 G	999096 119.95 G	999128 79.95 G	999159 119.95 G
999003 119.95 G	999034 119.95 G	999064 119.95 G	999097 119.95 G	999129 79.95 G	999160 119.95 G
999004 119.95 G	999035 119.95 G	999065 119.95 G	999098 119.95 G	999130 79.95 G	999161 119.95 G
999005 119.95 G	999036 119.95 G	999066 119.95 G	999099 119.95 G	999131 119.95 G	999162 119.95 G
999006 119.95 G	999037 119.95 G	999067 119.95 G	999188 119.95 G	999132 119.95 G	999163 119.95 G
999007 119.95 G	999038 119.95 G	999068 119.95 G	999189 119.95 G	999133 119.95 G	999164 119.95 G
999008 119.95 G	999039 119.95 G	999069 119.95 G	999190 119.95 G	999134 119.95 G	999165 119.95 G
999009 119.95 G	999040 119.95 G	999070 119.95 G	999191 119.95 G	999135 119.95 G	999170 119.95 G
999010 119.95 G	999041 119.95 G	999071 119.95 G	999192 119.95 G	999136 119.95 G	999171 119.95 G
999011 119.95 G	999042 119.95 G	999072 119.95 G	999193 119.95 G	999137 119.95 G	999172 119.95 G
999012 119.95 G	999043 119.95 G	999073 119.95 G	999106 119.95 G	999138 119.95 G	999173 119.95 G
999013 119.95 G	999044 119.95 G	999074 119.95 G	999107 119.95 G	999139 119.95 G	999174 119.95 G
999014 119.95 G	999045 119.95 G	999075 119.95 G	999108 119.95 G	999140 119.95 G	999175 119.95 G
999015 119.95 G	999046 119.95 G	999076 119.95 G	999109 119.95 G	999141 119.95 G	999176 119.95 G
999016 119.95 G	999047 119.95 G	999077 119.95 G	999111 119.95 G	999142 119.95 G	999177 119.95 G
999017 119.95 G	999048 119.95 G	999078 119.95 G	999112 119.95 G	999143 119.95 G	999178 119.95 G
999018 119.95 G	999049 119.95 G	999080 119.95 G	999113 119.95 G	999144 119.95 G	999179 119.95 G
999019 119.95 G	999050 119.95 G	999081 119.95 G	999114 119.95 G	999145 119.95 G	999180 119.95 G
999020 119.95 G	999051 119.95 G	999083 119.95 G	999115 119.95 G	999146 119.95 G	999181 119.95 G
999021 119.95 G	999052 119.95 G	999084 119.95 G	999116 119.95 G	999147 119.95 G	999182 119.95 G
999022 119.95 G	999053 119.95 G	999085 119.95 G	999118 79.95 G	999148 119.95 G	999183 119.95 G
999023 119.95 G	999054 119.95 G	999086 119.95 G	999119 79.95 G	999149 119.95 G	999184 119.95 G
999024 119.95 G	999055 119.95 G	999087 119.95 G	999120 79.95 G	999150 119.95 G	999185 119.95 G
999025 119.95 G	999056 152.95 G	999088 119.95 G	999121 79.95 G	999151 119.95 G	999186 24.95 G
999026 119.95 G	999057 152.95 G	999089 119.95 G	999122 119.95 G	999152 119.95 G	999187 24.95 G
999027 119.95 G	999058 152.95 G	999090 119.95 G	999123 119.95 G	999153 119.95 G	
999029 119.95 G	999059 152.95 G	999091 119.95 G	999124 119.95 G	999155 119.95 G	
999030 119.95 G	999060 152.95 G	999092 119.95 G	999125 119.95 G	999156 119.95 G	
999031 119.95 G	999061 152.95 G	999094 119.95 G	999126 79.95 G	999157 119.95 G	

**Factory Connection**

THE BEST SUSPENSION PERIOD.™

### FORK AND SHOCK FLUID

- The highest quality in suspension fluid
- Designed for longer lasting fluid life
- Same fluid used by many top riders
- Imported from Japan
- Sold in 32 oz. bottles

DESCRIPTION	PART #		
FORK OIL	999186	24.95	G
SHOCK FLUID	999187	24.95	G



- accessories
- body
- handlebar & grips
- cables & levers
- exhaust
- engine
- fuel & intake
- electrical & ignition
- clutch
- drive
- bearings
- brakes
- steering & suspension
- tires
- tools & shop

# STEERING & SUSPENSION



## REAR SHOCK ABSORBER KITS

- Eliminates any play from worn out shock mount bearings
- Includes bearings and seals for upper and lower mounting points
- Restores proper suspension action Lifetime replacement

- accessories
- body
- handlebar & grips
- cables & levers
- exhaust
- engine
- fuel & intake
- electrical & ignition
- clutch
- drive
- bearings
- brakes
- steering & suspension
- tires
- tools & shop

MODEL	YEAR	PART #		
<b>GAS GAS</b>				
EC 125	02-11	840083	19.95	G
EC 200	02-11	840083	19.95	G
EC 250	02-11	840083	19.95	G
EC 300	02-11	840083	19.95	G
MC 125	02-09	840083	19.95	G
MC 200	02-07	840083	19.95	G
MC 250	02-09	840083	19.95	G
MC 300	02-07	840083	19.95	G
MX 125	02-07	840083	19.95	G
MX 200	02-07	840083	19.95	G
MX 250	02-07	840083	19.95	G
MX 300	02-07	840083	19.95	G
SM 125	02-08	840083	19.95	G
SM 200	02-07	840083	19.95	G
SM 250	02-07	840083	19.95	G
SM 300	02-07	840083	19.95	G
TXT 125	03-06	840087	39.95	G
TXT 200	03-06	840087	39.95	G
TXT 250	03-06	840087	39.95	G
TXT 280	03-06	840087	39.95	G
TXT 300	03-06	840087	39.95	G
<b>HONDA</b>				
CR 125R	94	840101	39.95	G
CR 125R	95	840103	39.95	G
CR 125R	96	840104	39.95	G
CR 125R	87-88	840092	39.95	G
CR 125R	89-90	840095	39.95	G
CR 125R	91-93	840120	39.95	G
CR 125R	97-04	840106	39.95	G
CR 125R	05-07	840116	39.95	G
CR 250R	94	840122	39.95	G
CR 250R	95	840103	39.95	G
CR 250R	96	840104	39.95	G
CR 250R	89-90	840119	39.95	G
CR 250R	91-93	840120	39.95	G
CR 250R	97-04	840106	39.95	G
CR 250R	05-07	840116	39.95	G
CR 500R	94	840133	39.95	G
CR 500R	95	840103	39.95	G
CR 500R	89-90	840119	39.95	G
CR 500R	91-93	840120	39.95	G
CR 500R	96-01	840104	39.95	G
CR 80R	96-02	840143	39.95	G
CR 85R	03-07	840143	39.95	G
CRF 150F	03-16	840151	37.95	G
CRF 150R	07-16	840156	39.95	G
CRF 150RB	07-16	840156	39.95	G
CRF 230F	03-16	840151	37.95	G

MODEL	YEAR	PART #		
<b>HONDA CONTINUED</b>				
CRF 250R	04-05	840106	39.95	G
CRF 250R	06-16	840116	39.95	G
CRF 250X	04-05	840106	39.95	G
CRF 250X	06-15	840116	39.95	G
CRF 450R	02-04	840106	39.95	G
CRF 450R	05-16	840116	39.95	G
CRF 450X	05-15	840116	39.95	G
XR 250R	92-04	840182	39.95	G
XR 400R	96-97	840190	39.95	G
XR 400R	98-04	840187	39.95	G
XR 600R	88-00	840190	39.95	G
XR 650L	93-13	840193	39.95	G
XR 650R	00-07	840196	39.95	G
CRF 230L	08-09	840151	37.95	G
CRF 250L	13-15	840151	37.95	G
<b>HUSABERG</b>				
FE 250	13	840277	79.95	G
FE 350	13	840277	79.95	G
FE 390E	10	840277	79.95	G
FE 450E	09-10	840277	79.95	G
FE 501	13	840277	79.95	G
FE 570E	09-10	840277	79.95	G
FX 450C	10	840277	79.95	G
TE 250	12-13	840277	79.95	G
TE 300	12-13	840277	79.95	G
<b>HUSQVARNA</b>				
CR 125	04	840199	69.95	G
CR 125	05-07	840201	69.95	G
FC 250	14-15	840291	79.95	G
FC 350	14-15	840291	79.95	G
FC 450	14-15	840291	79.95	G
FE 250	14-15	840291	79.95	G
FE 350	14-15	840291	79.95	G
FE 350S	15	840291	79.95	G
FE 501	14-15	840291	79.95	G
FE 501S	15	840291	79.95	G
SMR 450	04	840199	69.95	G
SMR 450	05-07	840201	69.95	G
SMR 450	08-09	840204	69.95	G
SMR 510	05-07	840201	69.95	G
SMR 510	08-09	840204	69.95	G
TC 125	14-15	840291	79.95	G
TC 250	04	840199	69.95	G
TC 250	05-07	840201	69.95	G
TC 250	08-11	840204	69.95	G
TC 250	14-15	840291	79.95	G
TC 450	04	840199	69.95	G
TC 450	05-07	840201	69.95	G

MODEL	YEAR	PART #		
<b>HUSQVARNA CONTINUED</b>				
TC 450	08-11	840204	69.95	G
TC 510	04	840199	69.95	G
TC 510	05-07	840201	69.95	G
TC 510	08-09	840204	69.95	G
TE 125	15	840291	79.95	G
TE 250	04	840199	69.95	G
TE 250	05-07	840201	69.95	G
TE 250	08-11	840204	69.95	G
TE 250	14-15	840291	79.95	G
TE 300	14-15	840291	79.95	G
TE 310	08-11	840204	69.95	G
TE 450	04	840199	69.95	G
TE 450	05-07	840201	69.95	G
TE 450	08-10	840204	69.95	G
TE 510	04	840199	69.95	G
TE 510	05-07	840201	69.95	G
TE 510	08-10	840204	69.95	G
WR 125	04	840199	69.95	G
WR 125	05-07	840201	69.95	G
WR 250	04	840199	69.95	G
WR 250	05-07	840201	69.95	G
<b>KAWASAKI</b>				
KDX 200	89-06	840211	39.95	G
KDX 220	97-05	840211	39.95	G
KDX 250	91-94	840211	39.95	G
KLX 250	94-96	840211	39.95	G
KLX 300R	97-07	840211	39.95	G
KLX 400	03	840223	39.95	G
KLX 450R	08-09	840227	39.95	G
KX 100	98-15	840227	39.95	G
KX 125	89-97	840239	39.95	G
KX 125	98-05	840227	39.95	G
KX 250	89-97	840239	39.95	G
KX 250	98-07	840227	39.95	G
KX 250F	04-16	840227	39.95	G
KX 450F	06-16	840227	39.95	G
KX 500	89-04	840239	39.95	G
KX 65	00-15	840267	24.95	G
KX 80	98-00	840227	39.95	G
KX 85	01-15	840227	39.95	G
KLX 650R	93-96	840211	39.95	G
<b>KTM</b>				
125 EXC	98	840270	79.95	G
125 EXC	99-01	840272	79.95	G
125 EXC	02-05	840277	79.95	G
125 MXC	98	840270	79.95	G
125 MXC	99-01	840272	79.95	G
125 MXC	02-05	840277	79.95	G

## PIVOT WORKS DIRT BIKE SHOCK ABSORBER KITS CONTINUED

MODEL	YEAR	PART #		
<b>KTM CONTINUED</b>				
125 SX	98	840270	79.95	G
125 SX	99-01	840272	79.95	G
125 SX	02-11	840277	79.95	G
125 SX	12-15	840291	79.95	G
200 EXC	98	840270	79.95	G
200 EXC	99-01	840272	79.95	G
200 EXC	02-05	840277	79.95	G
200 MXC	98	840270	79.95	G
200 MXC	99-01	840272	79.95	G
200 MXC	02-05	840277	79.95	G
200 SX	98	840270	79.95	G
200 SX	99-01	840272	79.95	G
200 SX	03-04	840277	79.95	G
200 XC	06-09	840277	79.95	G
200 XC-W	06-15	840277	79.95	G
250 EXC	98	840270	79.95	G
250 EXC	99-01	840272	79.95	G
250 EXC	02-05	840277	79.95	G
250 MXC	98	840270	79.95	G
250 MXC	99-01	840272	79.95	G
250 MXC	02-05	840277	79.95	G
250 SX	98	840270	79.95	G
250 SX	99-01	840272	79.95	G
250 SX	02-09	840277	79.95	G
250 SX	12-15	840291	79.95	G
250 SX-F	06-10	840277	79.95	G
250 SX-F	11-15	840291	79.95	G
250 XC	06-11	840277	79.95	G
250 XC	12-14	840291	79.95	G
250 XC-F	07-09	840277	79.95	G
250 XC-F	12-15	840291	79.95	G
250 XCF-W	07-15	840277	79.95	G
250 XC-W	06-15	840277	79.95	G
300 EXC	98	840270	79.95	G
300 EXC	99-01	840272	79.95	G
300 EXC	02-05	840277	79.95	G
300 MXC	98	840270	79.95	G
300 MXC	99-01	840272	79.95	G
300 MXC	02-05	840277	79.95	G
300 SX	98	840270	79.95	G
300 SX	02	840277	79.95	G
300 SX	99-01	840272	79.95	G
300 XC	06-11	840277	79.95	G
300 XC	12-14	840291	79.95	G
300 XC-W	06-15	840277	79.95	G
380 EXC	98	840270	79.95	G
380 EXC	02	840277	79.95	G
380 EXC	99-01	840272	79.95	G
380 MXC	98	840270	79.95	G
380 MXC	02	840277	79.95	G
380 MXC	99-01	840272	79.95	G
380 SX	98	840270	79.95	G
380 SX	02	840277	79.95	G
380 SX	99-01	840272	79.95	G
400 EXC	02,06	840277	79.95	G
400 EXC	00-01	840272	79.95	G

MODEL	YEAR	PART #		
<b>KTM CONTINUED</b>				
400 MXC	01	840272	79.95	G
400 MXC	02	840277	79.95	G
400 SX	02	840277	79.95	G
400 SX	00-01	840272	79.95	G
400 XC-W	07-10	840277	79.95	G
450 EXC	03-06, 09-13	840277	79.95	G
450 EXC-R	03-09	840277	79.95	G
450 MXC	03-05	840277	79.95	G
450 SX-F	03-10	840277	79.95	G
450 SX-F	11-15	840291	79.95	G
450 XC-F	06-09	840277	79.95	G
450 XC-F	13-15	840291	79.95	G
450 XC-W	07-15	840277	79.95	G
505 SX-F	08	840277	79.95	G
505 XC-F	08	840277	79.95	G
520 EXC	02	840277	79.95	G
520 EXC	00-01	840272	79.95	G
520 MXC	02	840277	79.95	G
520 MXC	00-01	840272	79.95	G
520 SX	02	840277	79.95	G
520 SX	00-01	840272	79.95	G
525 EXC	03-06	840277	79.95	G
525 MXC	03-05	840277	79.95	G
525 SX	06	840277	79.95	G
525 XC	07	840277	79.95	G
530 EXC-R	08-10	840277	79.95	G
530 XC-W	08-11	840277	79.95	G
150 SX	09-13	840277	79.95	G
150 SX	14-15	840291	79.95	G
150 XC	10-11	840277	79.95	G
150 XC	12-14	840291	79.95	G
350 EXC-F	12-15	840291	79.95	G
350 SX-F	11-15	840291	79.95	G
350 XC-F	12-15	840291	79.95	G
350 XCF-W	12-15	840277	79.95	G
500 EXC	12-15	840277	79.95	G
500 XC-W	12-15	840277	79.95	G
530 EXC	09-11	840277	79.95	G
<b>SUZUKI</b>				
DRZ 400SM	05-09, 14-15	840223	39.95	G
RM 100	03	840227	39.95	G
RM 125	89	840301	39.95	G
RM 125	90	840304	39.95	G
RM 125	91	840305	39.95	G
RM 125	00	840223	39.95	G
RM 125	01	840321	39.95	G
RM 125	87-88	840040	39.95	G
RM 125	92-95	840307	39.95	G
RM 125	96-99	840311	39.95	G
RM 125	02-07	840325	39.95	G
RM 250	89	840301	39.95	G
RM 250	90	840304	39.95	G
RM 250	91	840305	39.95	G

MODEL	YEAR	PART #		
<b>SUZUKI CONTINUED</b>				
RM 250	00	840223	39.95	G
RM 250	01	840321	39.95	G
RM 250	87-88	840040	39.95	G
RM 250	92-95	840307	39.95	G
RM 250	96-99	840311	39.95	G
RM 250	02-08	840325	39.95	G
RM 65	03-05	840267	24.95	G
RM 80	90-01	840338	29.95	G
RM 85	02-04	840338	29.95	G
RM 85	05-15	840003	24.95	G
RM 85L	05-12	840003	24.95	G
RMZ 250	04-06	840227	39.95	G
RMZ 250	07-09	840325	39.95	G
RMZ 250	10-15	840350	39.95	G
RMZ 450	05-09	840325	39.95	G
RMZ 450	10-15	840350	39.95	G
DRZ 400	00-15	840223	39.95	G
RMX 450Z	10	840350	39.95	G
<b>YAMAHA</b>				
WR 250	91-93	840357	39.95	G
WR 250	94-97	840360	39.95	G
WR 250F	15	840399	39.95	G
WR 250F	01-13	840364	39.95	G
WR 400F	98-00	840381	39.95	G
WR 426F	01-02	840364	39.95	G
WR 450F	03-15	840364	39.95	G
YZ 125	90-91	840387	41.95	G
YZ 125	92-93	840357	39.95	G
YZ 125	94-97	840360	39.95	G
YZ 125	98-00	840381	39.95	G
YZ 125	01-16	840364	39.95	G
YZ 250	90-91	840387	41.95	G
YZ 250	92-93	840357	39.95	G
YZ 250	94-97	840360	39.95	G
YZ 250	98-00	840381	39.95	G
YZ 250F	01-06	840364	39.95	G
YZ 250F	07-16	840399	39.95	G
YZ 400F	98-99	840381	39.95	G
YZ 426F	00	840381	39.95	G
YZ 426F	01-02	840364	39.95	G
YZ 450F	03-16	840364	39.95	G
YZ 80	93-01	840409	29.95	G
YZ 85	02	840409	29.95	G
YZ 85	03-16	840413	29.95	G
YZ 250FX	15	840399	39.95	G

- accessories
- body
- handlebar & grips
- cables & levers
- exhaust
- engine
- fuel & intake
- electrical & ignition
- clutch
- drive
- bearings
- brakes
- steering & suspension**
- tires
- tools & shop

# STEERING & SUSPENSION



## SHOCK REPAIR KITS

- Pivot Works Complete Shock Rebuild Kits provide all the parts needed when rebuilding your old or leaking shock
- Meets or exceeds OEM specifications
- The only complete shock rebuild kit on the market
- Restores plush shock actions
- Kit includes: Bladder, New Complete Piston Seal Head, Piston Ring, Piston O-Ring, Bumper, and New Shaft Nut

- accessories
- body
- handlebar & grips
- cables & levers
- exhaust
- engine
- fuel & intake
- electrical & ignition
- clutch
- drive
- bearings
- brakes
- steering & suspension
- tires
- tools & shop

MODEL	YEAR	PART #	
<b>HONDA</b>			
CR 125R	00-03	840110	89.95 G
CR 125R	04-07	840368	89.95 G
CR 250R	00	840126	89.95 G
CR 250R	01-07	840128	89.95 G
CR 500R	96-01	840135	89.95 G
CRF 250R	04-09	840128	89.95 G
CRF 250R	10-16	841409	89.95 G
CRF 250X	04-13	840128	89.95 G
CRF 450R	02-08	840128	89.95 G
CRF 450R	09-16	840175	89.95 G
CRF 450X	05-15	840128	89.95 G

<b>HUSABERG</b>			
FE 250	13	841147	99.95 G
FE 350	13	841147	99.95 G
FE 390E	10	841147	99.95 G
FE 450E	09-10	841147	99.95 G
FE 501	13	841147	99.95 G
FE 570E	09-10	841147	99.95 G
TE 250	12-13	841147	99.95 G
TE 300	12-13	841147	99.95 G

<b>HUSQVARNA</b>			
FC 250	14-15	841410	99.95 G
FC 350	14-15	841410	99.95 G
FC 450	14-15	841410	99.95 G
FE 250	14-15	841639	89.95 G
FE 350	14-15	841639	89.95 G
FE 350S	15	841639	89.95 G
FE 501	14-15	841639	89.95 G
FE 501S	15	841639	89.95 G
TC 125	14-15	841410	99.95 G
TC 250	14-15	841410	99.95 G
TE 125	15	841639	89.95 G
TE 250	14-15	841639	89.95 G
TE 300	14-15	841639	99.95 G

<b>KAWASAKI</b>			
KX 125	00-05	840368	89.95 G
KX 250	00-07	840368	89.95 G
KX 250F	04-05	840255	89.95 G
KX 250F	06-08	840128	89.95 G
KX 450F	15	841640	89.95 G
KX 450F	06-08	840260	89.95 G
KX 450F	09-14	840262	99.95 G

MODEL	YEAR	PART #	
<b>KTM</b>			
125 EXC	05	841145	99.95 G
125 SX	05	841145	99.95 G
125 SX	06-11	841147	99.95 G
125 SX	12-15	841410	99.95 G
200 EXC	05	841145	99.95 G
200 XC	05	841145	99.95 G
200 XC	06-07	841147	99.95 G
200 XC-W	05	841145	99.95 G
200 XC-W	08-15	841147	99.95 G
250 EXC	05	841145	99.95 G
250 SX	05	841145	99.95 G
250 SX	06-07	841147	99.95 G
250 SX	12-15	841410	99.95 G
250 SX-F	05	841145	99.95 G
250 SX-F	06-10	841147	99.95 G
250 SX-F	12-15	841410	99.95 G
250 XC	06-07	841147	99.95 G
250 XC	12-14	841410	99.95 G
250 XC-F	12-15	841410	99.95 G
250 XC-W	08-15	841147	99.95 G
300 EXC	05	841145	99.95 G
300 MXC	05	841145	99.95 G
300 XC	06-07	841147	99.95 G
300 XC	12-14	841410	99.95 G
300 XC-W	08-15	841147	99.95 G
400 EXC	05	841145	99.95 G
400 EXC	06-07	841147	99.95 G
400 XC-W	08-11	841147	99.95 G
450 EXC	05	841145	99.95 G
450 EXC	06-07	841147	99.95 G
450 MXC	05	841145	99.95 G
450 SX-F	08-10	841147	99.95 G
450 SX-F	11-15	841410	99.95 G
450 XC-F	13-15	841410	99.95 G
450 XC-W	09-15	841147	99.95 G
505 SX-F	08	841147	99.95 G
525 EXC	05	841145	99.95 G
525 EXC	06-07	841147	99.95 G
525 MXC	05	841145	99.95 G
525 SX	05	841145	99.95 G
525 SX	06-07	841147	99.95 G
144 SX	07-08	841147	99.95 G
150 SX	09-11	841147	99.95 G
150 SX	12-15	841410	99.95 G

MODEL	YEAR	PART #	
<b>KTM CONTINUED</b>			
150 XC	10-11	841147	99.95 G
150 XC	12-14	841410	99.95 G
350 SX-F	11-15	841410	99.95 G
350 XC-F	12-15	841410	99.95 G
350 XCF-W	12-15	841147	99.95 G
450 SX	05	841145	99.95 G
450 SX	06-07	841147	99.95 G
450 XC	05	841147	99.95 G
530 EXC	09-11	841147	99.95 G

<b>SUZUKI</b>			
RMZ 250	04-06	840255	89.95 G

<b>YAMAHA</b>			
WR 250F	05	840371	89.95 G
WR 250F	03-04	840368	89.95 G
WR 450F	05	840371	89.95 G
WR 450F	03-04	840368	89.95 G
YZ 125	05	840371	89.95 G
YZ 125	00-04	840368	89.95 G
YZ 125	06-13	840392	99.95 G
YZ 250	05	840371	89.95 G
YZ 250	00-04	840368	89.95 G
YZ 250	06-16	840392	99.95 G
YZ 250F	05	840371	89.95 G
YZ 250F	01-04	840368	89.95 G
YZ 250F	06-11	840392	99.95 G
YZ 250F	12-13	841411	89.95 G
YZ 250F	14-15	840403	99.95 G
YZ 426F	00-02	840368	89.95 G
YZ 450F	05	840371	89.95 G
YZ 450F	03-04	840368	89.95 G
YZ 450F	06-09	840392	99.95 G
YZ 450F	10-15	840403	99.95 G
YZ 250FX	15	840403	99.95 G



## PIVOT WORKS DIRT BIKE SHOCK THRUST BEARING KITS

- Special thrust bearing that smooths the shock action
- Prevents spring binding
- Bearing is sealed within two thrust washers by an inner and outer O-ring
- Serviceable and greasable
- Lifetime replacement

MODEL	YEAR	PART #		
<b>HONDA</b>				
CR 125R	00-07	840394	49.95	G
CR 250R	00-07	840127	49.95	G
CR 500R	00-01	840394	49.95	G
CR 80R	00-02	840145	49.95	G
CR 85R	03-07	840145	49.95	G
CRF 150R	07-16	840145	49.95	G
CRF 150RB	07-16	840145	49.95	G
CRF 250R	04-16	840127	49.95	G
CRF 250X	04-13	840127	49.95	G
CRF 450R	02-08	840127	49.95	G
CRF 450R	09-16	841412	49.95	G
CRF 450X	05-15	840127	49.95	G
XR 250R	00-03	840394	49.95	G
XR 400R	98-04	840188	49.95	G
XR 650L	01-15	840188	49.95	G
XR 650R	00-07	840394	49.95	G
CR 85RB	03-07	840145	49.95	G
<b>HUSABERG</b>				
FE 250	13	840286	49.95	G
FE 350	13	840286	49.95	G
FE 390E	10-11	840286	49.95	G
FE 450E	09-10	840286	49.95	G
FE 501	13	840286	49.95	G
TE 250	12-13	840286	49.95	G
<b>HUSQVARNA</b>				
FC 250	14-15	840286	49.95	G
FC 350	14-15	840286	49.95	G
FC 450	14-15	840286	49.95	G
FE 250	14-15	840286	49.95	G
FE 350	14-15	840286	49.95	G
FE 350S	15	840286	49.95	G
FE 501	14-15	840286	49.95	G
FE 501S	15	840286	49.95	G
TC 125	14-15	840286	49.95	G
TC 250	14-15	840286	49.95	G
TE 125	15	840286	49.95	G
TE 250	14-15	840286	49.95	G
TE 300	14-15	840286	49.95	G
<b>KAWASAKI</b>				
KDX 200	89-06	840394	49.95	G
KDX 220	00-05	840394	49.95	G
KLX 300R	00-07	840394	49.95	G
KX 100	98-15	840145	49.95	G
KX 125	88-05	840394	49.95	G
KX 250	88-07	840394	49.95	G

MODEL	YEAR	PART #		
<b>KAWASAKI CONTINUED</b>				
KX 250F	04-05	840394	49.95	G
KX 250F	06-16	840127	49.95	G
KX 450F	06-08	840394	49.95	G
KX 450F	09-14	841412	49.95	G
KX 500	89-04	840394	49.95	G
KX 80	88-00	840145	49.95	G
KX 85	01-15	840145	49.95	G
<b>KTM</b>				
125 EXC	00-02	840286	49.95	G
125 SX	00-15	840286	49.95	G
200 EXC	00-05	840286	49.95	G
200 MXC	00-03	840286	49.95	G
200 SX	03-04	840286	49.95	G
200 XC-W	08-15	840286	49.95	G
250 EXC	00-05	840286	49.95	G
250 MXC	00-02	840286	49.95	G
250 SX	00-08, 12-15	840286	49.95	G
250 SX-F	11-15	840286	49.95	G
250 XC	06-08, 11-14	840286	49.95	G
250 XC-F	07-09, 12-15	840286	49.95	G
250 XCF-W	07-15	840286	49.95	G
250 XC-W	06-15	840286	49.95	G
300 EXC	00-02, 05	840286	49.95	G
300 MXC	00-05	840286	49.95	G
300 XC	06-08, 11-14	840286	49.95	G
300 XC-W	06-08, 11-15	840286	49.95	G
380 EXC	00-02	840286	49.95	G
380 MXC	00-02	840286	49.95	G
380 SX	00-02	840286	49.95	G
400 EXC	00-02, 05-07	840286	49.95	G
400 MXC	01-02	840286	49.95	G
400 SX	00-02	840286	49.95	G
400 XC-W	07	840286	49.95	G
450 EXC	03-04	840286	49.95	G
450 EXC-R	03-05	840286	49.95	G
450 MXC	03-05	840286	49.95	G
450 SX-F	03-08, 11-15	840286	49.95	G
450 XC-F	07-09, 13-15	840286	49.95	G

MODEL	YEAR	PART #		
<b>KTM CONTINUED</b>				
450 XC-W	07-15	840286	49.95	G
520 EXC	00-02	840286	49.95	G
520 MXC	01-02	840286	49.95	G
520 SX	00-02	840286	49.95	G
525 EXC	03-08	840286	49.95	G
525 MXC	03-05	840286	49.95	G
525 SX	03-07	840286	49.95	G
525 XC	06-08	840286	49.95	G
530 XC-W	08-11	840286	49.95	G
150 SX	09-15	840286	49.95	G
150 XC	10-14	840286	49.95	G
350 SX-F	11-15	840286	49.95	G
350 XCF-W	12-15	840286	49.95	G
500 EXC	12-15	840286	49.95	G
500 XC-W	12-15	840286	49.95	G
530 EXC	09-11	840286	49.95	G
<b>SUZUKI</b>				
RM 100	03	840145	49.95	G
RM 125	00-07	840127	49.95	G
RM 250	00-03	840394	49.95	G
RM 250	04-08	840127	49.95	G
RM 80	00-01	840145	49.95	G
RM 85	02-08	840145	49.95	G
RM 85L	03-08	840145	49.95	G
RMZ 250	04-06	840394	49.95	G
RMZ 250	07-15	840127	49.95	G
RMZ 450	05-15	840127	49.95	G
<b>YAMAHA</b>				
WR 250F	01-13	840394	49.95	G
WR 450F	03-15	840394	49.95	G
YZ 125	00-16	840394	49.95	G
YZ 250	00-16	840394	49.95	G
YZ 250F	01-13	840394	49.95	G
YZ 250F	14-16	841412	49.95	G
YZ 426F	00-02	840394	49.95	G
YZ 450F	03-09	840394	49.95	G
YZ 450F	10-16	841412	49.95	G
YZ 80	00-01	840145	49.95	G
YZ 85	02-07	840145	49.95	G
YZ 250FX	15	841412	49.95	G

- accessories
- body
- handlebar & grips
- cables & levers
- exhaust
- engine
- fuel & intake
- electrical & ignition
- clutch
- drive
- bearings
- brakes
- steering & suspension
- tires
- tools & shop

# STEERING & SUSPENSION



## SWING ARM BEARING, LINKAGE, UPPER & LOWER REAR SHOCK KITS

### SWING ARM BEARING KITS

One kit does it all! All of the bearings, seals, bushings, thrust bearings (if required) in one all inclusive kit in order to do the job correctly and completely.

The most comprehensive line of off-road and ATV swing arm kits available anywhere. All bearing shafts are manufactured with 52100 bearing steel that is hardened and center less ground for a precision fit and extended wear.

All steel spacers are case-hardened and plated for resistance to wear and corrosion.

No more hunting around for missing pieces costing you time and extra money.

Needle thrust bearings have been replaced with Teflon® bearings. Designed to live longer in water and dirt.



### SWING ARM LINKAGE KITS

One kit does it all! All of the bearings, seals, shafts, bushings, thrust bearings (if required) in one all inclusive kit in order to do the job correctly and completely.

The most comprehensive line of off-road and ATV swing arm linkage kits available anywhere.

All bearing shafts manufactured with 52100 bearing steel that is hardened and center less ground for a precision fit and extended wear.

All steel spacers are case-hardened and plated for resistance to wear and corrosion.

Linkage kits contain the lower shock bearing components. No more hunting around for missing pieces costing you time and extra money.



### SHOCK BEARING KITS UPPER/LOWER

Separate kits for upper shock and lower shock (replace only what you need).

Each All Balls upper and lower shock bearing kit contains the bearing and all of the seals, spacers, and pins (if required) to rebuild the shock to factory specs.



MODEL	YEARS	SWING ARM BEARING SEAL KIT			LINKAGE BEARING SEAL KIT			LOWER REAR SHOCK BEARING KIT			UPPER REAR SHOCK BEARING KIT		
<b>COBRA</b>													
CX 50 BIG WHEEL	10 - 13	133274	42.00	L	----	----	----	----	----	----	----	----	
CX 50 JR.	11 - 13	133275	42.00	L	----	----	----	----	----	----	----	----	
CX 50 SR.	07 - 13	133274	42.00	L	----	----	----	----	----	----	----	----	
CX 65	07 - 14	133276	42.00	L	----	----	----	----	----	----	----	----	
<b>GAS GAS</b>													
EC125	01 - 11	131249	69.89	L	AB271118	79.59	L	131373	22.49	L	----	----	
HALLEY 2T 125 EH	09	131249	69.89	L	AB271118	79.59	L	131373	22.49	L	----	----	
HALLEY 2T 125 SM	09	131249	69.89	L	AB271118	79.59	L	131373	22.49	L	----	----	
MC125	01 - 09	131249	69.89	L	AB271118	79.59	L	131373	22.49	L	----	----	
SM125	03 - 09	131249	69.89	L	AB271118	79.59	L	131373	22.49	L	----	----	
TXT Trials 125	98 - 03	----	----	----	131127	79.59	L	----	----	----	----	----	
TXT Trials 125	04 - 10	131269	58.25	L	131127	79.59	L	----	----	----	----	----	
TXT Trials 125	11 - 12	----	----	----	131127	79.59	L	----	----	----	----	----	
EC200	99 - 11	131249	69.89	L	AB271118	79.59	L	131373	22.49	L	----	----	
TXT Trials 200	98 - 03	----	----	----	131127	79.59	L	----	----	----	----	----	
TXT Trials 200	04 - 09	131269	58.25	L	131127	79.59	L	----	----	----	----	----	
EC250	96 - 11	131249	69.89	L	AB271118	79.59	L	131373	22.49	L	----	----	
EC250	12 - 13	131249	69.89	L	----	----	----	----	----	----	----	----	
EC250 4T	10	131249	69.89	L	AB271118	79.59	L	131373	22.49	L	----	----	
EC250 4T	12	131249	69.89	L	----	----	----	----	----	----	----	----	
MC250	99 - 09	131249	69.89	L	AB271118	79.59	L	131373	22.49	L	----	----	
SM250	03 - 05	131249	69.89	L	AB271118	79.59	L	131373	22.49	L	----	----	
TXT Trials 250	98 - 03	----	----	----	131127	79.59	L	----	----	----	----	----	
TXT Trials 250	04 - 10	131269	58.25	L	131127	79.59	L	----	----	----	----	----	
TXT Trials 250	11 - 12	----	----	----	131127	79.59	L	----	----	----	----	----	
TXT Trials 280	98 - 03	----	----	----	131127	79.59	L	----	----	----	----	----	
TXT Trials 280	04 - 10	131269	58.25	L	131127	79.59	L	----	----	----	----	----	
TXT Trials 280	11 - 12	----	----	----	131127	79.59	L	----	----	----	----	----	
EC300	99 - 11	131249	69.89	L	AB271118	79.59	L	131373	22.49	L	----	----	
EC300	12 - 13	131249	69.89	L	----	----	----	----	----	----	----	----	
TXT Trials 300	98 - 02	----	----	----	131127	79.59	L	----	----	----	----	----	





## BEARING KITS CONTINUED

MODEL	YEARS	SWING ARM BEARING SEAL KIT			LINKAGE BEARING SEAL KIT			LOWER REAR SHOCK BEARING KIT			UPPER REAR SHOCK BEARING KIT		
<b>GAS GAS CONTINUED</b>													
TXT Trials 300	04 - 10	131269	58.25	L	131127	79.59	L	----	----	----	----	----	
TXT Trials 300	11 - 13	----	----	----	131127	79.59	L	----	----	----	----	----	
EC450FSE	03 - 06	131249	69.89	L	AB271118	79.59	L	131373	22.49	L	----	----	
EC450FSR	07 - 09	131249	69.89	L	AB271118	79.59	L	131373	22.49	L	----	----	
HALLEY 450 EH	09	131249	69.89	L	AB271118	79.59	L	131373	22.49	L	----	----	
HALLEY 450 SM	09	131249	69.89	L	AB271118	79.59	L	131373	22.49	L	----	----	
MC450FSR	07	131249	69.89	L	AB271118	79.59	L	131373	22.49	L	----	----	
PAMPERA 450	07	131249	69.89	L	AB271118	79.59	L	131373	22.49	L	----	----	
SM450FSE	04 - 05	131249	69.89	L	AB271118	79.59	L	131373	22.49	L	----	----	
SM450FSR	07 - 09	131249	69.89	L	AB271118	79.59	L	131373	22.49	L	----	----	
<b>HONDA</b>													
CRF50F	04 - 15	AB281163	47.69	L	----	----	----	----	----	----	----	----	
XR50R	00 - 03	AB281163	47.69	L	----	----	----	----	----	----	----	----	
Z-50	73 - 78	AB281163	47.69	L	----	----	----	----	----	----	----	----	
Z-50R	79 - 99	AB281163	47.69	L	----	----	----	----	----	----	----	----	
Z-50RD	86	AB281163	47.69	L	----	----	----	----	----	----	----	----	
CRF70F	04 - 12	AB281163	47.69	L	----	----	----	----	----	----	----	----	
XR70R	97 - 03	AB281163	47.69	L	----	----	----	----	----	----	----	----	
CR80R	85	----	----	----	AB271111	79.59	L	AB295048	23.49	L	----	----	
CR80R	86 - 87	AB281017	56.11	L	AB271111	79.59	L	AB295048	23.49	L	----	----	
CR80R	88 - 95	AB281017	56.11	L	AB271009	79.59	L	AB295031	23.49	L	AB291001	23.49 L	
CR80R	96 - 97	AB281016	65.67	L	AB271045	55.95	L	AB295018	17.59	L	AB295055	22.49 L	
CR80R	98 - 99	AB281018	56.11	L	AB271045	55.95	L	AB295018	17.59	L	AB295055	22.49 L	
CR80R	00 - 02	AB281019	51.89	L	AB271045	55.95	L	AB295018	17.59	L	AB295055	22.49 L	
CR80RB	97	AB281016	65.67	L	AB271045	55.95	L	AB295018	17.59	L	AB295055	22.49 L	
CR80RB	98 - 99	AB281018	56.11	L	AB271045	55.95	L	AB295018	17.59	L	AB295055	22.49 L	
CR80RB	00 - 02	AB281019	51.89	L	AB271045	55.95	L	AB295018	17.59	L	AB295055	22.49 L	
CRF80F	04 - 13	AB281090	47.64	L	AB271091	79.59	L	AB295017	17.21	L	----	----	
XL80S	80 - 85	AB281090	47.64	L	----	----	----	----	----	----	----	----	
XR80	79 - 84	AB281090	47.64	L	----	----	----	----	----	----	----	----	
XR80R	85 - 03	AB281090	47.64	L	AB271091	79.59	L	AB295017	17.21	L	----	----	
CR85R/RB	03 - 07	AB281019	51.89	L	AB271045	55.95	L	AB295018	17.59	L	AB295055	22.49 L	
CRF100F	04 - 13	AB281090	47.64	L	AB271090	79.59	L	AB295017	17.21	L	----	----	
XR100R	85 - 00	AB281090	47.64	L	AB271091	79.59	L	AB295017	17.21	L	----	----	
XR100R	01 - 03	AB281090	47.64	L	AB271090	79.59	L	AB295017	17.21	L	----	----	
CR125R	79 - 80	AB281141	49.75	L	----	----	----	----	----	----	----	----	
CR125R	81	AB281184	52.94	L	----	----	----	----	----	----	----	----	
CR125R	82 - 84	AB281142	58.58	L	----	----	----	----	----	----	----	----	
CR125R	85	AB281013	63.53	L	AB271016	79.59	L	AB291017	22.98	L	----	----	
CR125R	86	AB281014	69.89	L	AB271016	79.59	L	AB291017	22.98	L	----	----	
CR125R	87 - 88	AB281013	63.53	L	AB271016	79.59	L	AB291017	22.98	L	AB291006	22.49 L	
CR125R	89	AB281030	69.89	L	AB271026	79.59	L	AB295029	22.98	L	AB291006	22.49 L	
CR125R	90	AB281029	69.89	L	AB271026	79.59	L	AB295029	22.98	L	AB291006	22.49 L	
CR125R	91 - 92	AB281030	69.89	L	AB271019	79.59	L	AB295006	22.98	L	AB291006	22.49 L	
CR125R	93	AB281041	69.89	L	AB271054	79.59	L	AB295006	22.98	L	AB291006	22.49 L	
CR125R	94 - 95	AB281041	69.89	L	AB271029	79.59	L	AB295004	23.49	L	AB291012	22.98 L	
CR125R	96	AB281041	69.89	L	AB271033	79.59	L	AB295005	23.49	L	AB291013	21.35 L	
CR125R	97	AB281041	69.89	L	AB271035	79.59	L	AB295008	19.22	L	AB291013	21.35 L	
CR125R	98 - 99	AB281041	69.89	L	AB271008	79.59	L	AB295008	19.22	L	AB291013	21.35 L	
CR125R	00 - 01	AB281041	69.89	L	AB271003	79.59	L	AB295008	19.22	L	AB291013	21.35 L	
CR125R	02 - 07	AB281040	69.89	L	AB271125	79.59	L	AB295008	19.22	L	AB291013	21.35 L	
XLR125 (Euro)	98	AB281021	69.89	L	----	----	----	----	----	----	----	----	
XR125L (Euro)	04 - 11	AB281099	50.83	L	----	----	----	----	----	----	----	----	

- accessories
- body
- handlebar & grips
- cables & levers
- exhaust
- engine
- fuel & intake
- electrical & ignition
- clutch
- drive
- bearings
- brakes
- steering & suspension
- tires
- tools & shop

# STEERING & SUSPENSION



## BEARING KITS CONTINUED

MODEL	YEARS	SWING ARM BEARING SEAL KIT			LINKAGE BEARING SEAL KIT			LOWER REAR SHOCK BEARING KIT			UPPER REAR SHOCK BEARING KIT		
<b>HONDA CONTINUED</b>													
CRF150F	03 - 16	AB281099	50.83	L	AB271098	79.59	L	AB295019	16.49	L	----		
CRF150R/RB	07 - 16	AB281019	51.89	L	AB271153	79.59	L	AB291023	23.49	L	AB295055	22.49 L	
CTX200	02 - 11	AB281165	45.53	L	AB271169	79.59	L	----		----			
TLR200 Reflex	86 - 87	AB281145	41.97	L	----		----		----				
XL200R	83 - 84	AB281144	49.75	L	----		----		----				
XR200R	81 - 83	----			----		----		AB291017 22.98 L				
XR200R	84 - 87	AB281049	66.72	L	----		----		AB291017 22.98 L				
XR200R	88 - 89	AB281021	69.89	L	----		----		AB291017 22.98 L				
XR200R	90 - 91	AB281021	69.89	L	AB271028	79.59	L	----		AB291017 22.98 L			
XR200R	92 - 02	AB281021	69.89	L	AB271028	79.59	L	----		AB291015 23.49 L			
CRF230F	03 - 16	AB281099	50.83	L	AB271098	79.59	L	AB295019	16.49	L	----		
CRF230L	08 - 09	AB281193	49.94	L	AB271168	79.59	L	AB295019	16.49	L	----		
CRF230M	09	AB281193	49.94	L	AB271168	79.59	L	AB295019	16.49	L	----		
CR250	75 - 76	AB281166	52.94	L	----		----		----				
CR250R	78 - 80	AB281141	49.75	L	----		----		----				
CR250R	81	AB281184	52.94	L	----		----		----				
CR250R	82 - 84	AB281142	58.58	L	----		----		----				
CR250R	85	AB281013	63.53	L	AB271016	79.59	L	AB291017	22.98	L	----		
CR250R	86	AB281014	69.89	L	AB271016	79.59	L	AB291017	22.98	L	----		
CR250R	87	AB281013	63.53	L	AB271016	79.59	L	AB291017	22.98	L	----		
CR250R	88	AB281030	69.89	L	AB271158	79.59	L	----		----			
CR250R	89 - 90	AB281030	69.89	L	AB271026	79.59	L	AB295029	22.98	L	----		
CR250R	91	AB281030	69.89	L	AB271019	79.59	L	AB295006	22.98	L	AB291006	22.49 L	
CR250R	92 - 93	AB281039	69.89	L	AB271054	79.59	L	AB295006	22.98	L	AB291006	22.49 L	
CR250R	94	AB281039	69.89	L	AB271029	79.59	L	AB295004	23.49	L	AB291006	22.49 L	
CR250R	95	AB281039	69.89	L	AB271029	79.59	L	AB295004	23.49	L	AB291012	22.98 L	
CR250R	96	AB281039	69.89	L	AB271033	79.59	L	AB295005	23.49	L	AB291012	22.98 L	
CR250R	97	AB281039	69.89	L	AB271007	79.59	L	AB295008	19.22	L	AB291013	21.35 L	
CR250R	98 - 99	AB281039	69.89	L	AB271008	79.59	L	AB295008	19.22	L	AB291013	21.35 L	
CR250R	00 - 01	AB281039	69.89	L	AB271003	79.59	L	AB295008	19.22	L	AB291013	21.35 L	
CR250R	02 - 07	AB281037	69.89	L	AB271125	79.59	L	AB295008	19.22	L	AB291013	21.35 L	
CRF250L	13 - 15	132876	52.50	L	----		AB295019 16.49 L		----				
CRF250R	04 - 09	AB281127	69.89	L	AB271125	79.59	L	AB295008	19.22	L	AB291013	21.35 L	
CRF250R	10 - 13	AB281128	69.89	L	AB271172	79.59	L	AB295008	19.22	L	AB291013	21.35 L	
CRF250R	14 - 16	132681	69.89	L	AB271172	79.59	L	AB295008	19.22	L	AB291013	21.35 L	
CRF250X	04 - 15	AB281127	69.89	L	AB271125	79.59	L	AB295008	19.22	L	AB291013	21.35 L	
CRM250AR (NOT US MODEL)	96 - 99	----			----		----		AB291001 23.49 L				
MR250	76	AB281166	52.94	L	----		----		----				
XL250R	82 - 87	AB281049	66.72	L	----		----		----				
XR250L	91 - 96	AB281021	69.89	L	----		----		----				
XR250R	81 - 82	AB281101	66.72	L	----		----		----				
XR250R	84 - 85	AB281049	66.72	L	----		----		----				
XR250R	86 - 87	AB281049	66.72	L	AB271046	79.59	L	AB291018	22.98	L	----		
XR250R	88 - 95	AB281021	69.89	L	AB271046	79.59	L	AB291018	22.98	L	----		
XR250R	96 - 04	AB281011	67.78	L	AB271049	79.59	L	AB291018	22.98	L	----		
XRE300 (SA)	10 - 12	----			----		AB295019 16.49 L		----				
XL350R	84 - 85	AB281054	69.89	L	----		----		----				
XR350R	83 - 84	AB281054	69.89	L	----		----		----				
XR350R	85	AB281054	69.89	L	AB271046	79.59	L	AB291018	22.98	L	AB291018	22.98 L	
XR400R	96 - 97	AB281012	67.78	L	AB271049	79.59	L	AB291018	22.98	L	----		
XR400R	98 - 04	AB281012	67.78	L	AB271047	79.59	L	AB295019	16.49	L	AB291001	23.49 L	
CR450R	81	AB281184	52.94	L	----		----		----				
CRF450R	02 - 04	AB281037	69.89	L	AB271125	79.59	L	AB295008	19.22	L	AB291013	21.35 L	



## BEARING KITS CONTINUED

MODEL	YEARS	SWING ARM BEARING SEAL KIT			LINKAGE BEARING SEAL KIT			LOWER REAR SHOCK BEARING KIT			UPPER REAR SHOCK BEARING KIT		
<b>HONDA CONTINUED</b>													
CRF450R	05 - 08	AB281128	69.89	L	AB271125	79.59	L	AB295008	19.22	L	AB291013	21.35	L
CRF450R	09 - 12	AB281128	69.89	L	AB271172	79.59	L	AB295008	19.22	L	AB291013	21.35	L
CRF450R	13 - 15	132681	69.89	L	AB271172	79.59	L	AB295008	19.22	L	AB291013	21.35	L
CRF450R	16	132681	69.89	L	AB271172	79.59	L	AB295008	19.22	L	----	----	----
CRF450X	05 - 15	AB281128	69.89	L	AB271125	79.59	L	AB295008	19.22	L	AB291013	21.35	L
CR480R	82 - 83	AB281142	58.58	L	----	----	----	----	----	----	----	----	----
CR500R	84	AB281142	58.58	L	----	----	----	----	----	----	----	----	----
CR500R	85	AB281013	63.53	L	AB271016	79.59	L	AB291017	22.98	L	AB291015	23.49	L
CR500R	86	AB281014	69.89	L	AB271016	79.59	L	AB291017	22.98	L	----	----	----
CR500R	87 - 88	AB281013	63.53	L	AB271016	79.59	L	AB291017	22.98	L	----	----	----
CR500R	89 - 90	AB281030	69.89	L	AB271026	79.59	L	AB295029	22.98	L	----	----	----
CR500R	91 - 92	AB281030	69.89	L	AB271019	79.59	L	AB295006	22.98	L	AB291006	22.49	L
CR500R	93	AB281030	69.89	L	AB271021	79.59	L	AB295006	22.98	L	AB291006	22.49	L
CR500R	94	AB281030	69.89	L	AB271021	79.59	L	AB295006	22.98	L	AB291012	22.98	L
CR500R	95	AB281030	69.89	L	AB271024	79.59	L	AB295004	23.49	L	AB291012	22.98	L
CR500R	96 - 01	AB281030	69.89	L	AB271025	79.59	L	AB295030	23.49	L	AB291013	21.35	L
XL500R	82	AB281101	66.72	L	----	----	----	----	----	----	----	----	----
XL500S	81	AB281101	66.72	L	----	----	----	----	----	----	----	----	----
XR500R	81 - 82	AB281101	66.72	L	----	----	----	----	----	----	----	----	----
XR500R	83 - 84	AB281054	69.89	L	----	----	----	----	----	----	----	----	----
XL600R	83 - 87	AB281054	69.89	L	----	----	----	----	----	----	----	----	----
XR600R	85 - 87	AB281054	69.89	L	AB271046	79.59	L	AB291018	22.98	L	AB291018	22.98	L
XR600R	88 - 00	AB281020	69.89	L	AB271046	79.59	L	AB291018	22.98	L	----	----	----
FMX650 (Euro)	05 - 06	----	----	----	----	----	----	AB295019	16.49	L	----	----	----
XR650L	93 - 15	AB281020	69.89	L	AB271046	79.59	L	AB291018	22.98	L	----	----	----
XR650R	00 - 07	AB281108	69.89	L	AB271112	79.59	L	AB295008	19.22	L	AB295055	22.49	L
<b>HUSABERG</b>													
FE250	13 - 14	AB281168	54.33	L	----	----	----	AB271089	43.10	L	AB295059	25.19	L
TE250	11 - 14	AB281168	54.33	L	----	----	----	AB271089	43.10	L	AB295059	25.19	L
TE300	11 - 14	AB281168	54.33	L	----	----	----	AB271089	43.10	L	AB295059	25.19	L
FE350	13 - 14	AB281168	54.33	L	----	----	----	AB271089	43.10	L	AB295059	25.19	L
390FE	10 - 11	AB281125	54.33	L	----	----	----	AB271089	43.10	L	AB295059	25.19	L
450FC	01 - 04	131308	52.94	L	----	----	----	131382	47.74	L	----	----	----
450FC	05	131309	52.94	L	----	----	----	131382	47.74	L	----	----	----
450FE	04	131308	52.94	L	----	----	----	131382	47.74	L	----	----	----
450FE	05 - 08	131309	52.94	L	----	----	----	131382	47.74	L	----	----	----
450FE	09 - 11	AB281125	54.33	L	----	----	----	AB271089	43.10	L	AB295059	25.19	L
450FE-E	01 - 03	131308	52.94	L	----	----	----	131382	47.74	L	----	----	----
450FS	04	131308	52.94	L	----	----	----	131382	47.74	L	----	----	----
450FS-C	01 - 03	131308	52.94	L	----	----	----	131382	47.74	L	----	----	----
450FS-C	05 - 06	131309	52.94	L	----	----	----	131382	47.74	L	----	----	----
450FS-E	01 - 03	131308	52.94	L	----	----	----	131382	47.74	L	----	----	----
450FS-E	05 - 08	131309	52.94	L	----	----	----	131382	47.74	L	----	----	----
450FX	10 - 11	AB281125	54.33	L	----	----	----	AB271089	43.10	L	AB295059	25.19	L
450FX-E	01 - 03	131308	52.94	L	----	----	----	131382	47.74	L	----	----	----
FE450	14	AB281125	54.33	L	----	----	----	AB271089	43.10	L	AB295059	25.19	L
FE501	13	AB281168	54.33	L	----	----	----	AB271089	43.10	L	AB295059	25.19	L
FE501	14	AB281125	54.33	L	----	----	----	AB271089	43.10	L	----	----	----
550FE	07 - 08	131309	52.94	L	----	----	----	131382	47.74	L	----	----	----
550FS-E	07	131309	52.94	L	----	----	----	131382	47.74	L	----	----	----
570FE	09 - 11	AB281125	54.33	L	----	----	----	AB271089	43.10	L	AB295059	25.19	L
570FS	10 - 11	AB281125	54.33	L	----	----	----	AB271089	43.10	L	AB295059	25.19	L
650FC	04	131308	52.94	L	----	----	----	131382	47.74	L	----	----	----

- accessories
- body
- handlebar & grips
- cables & levers
- exhaust
- engine
- fuel & intake
- electrical & ignition
- clutch
- drive
- bearings
- brakes
- steering & suspension
- tires
- tools & shop

# STEERING & SUSPENSION



## BEARING KITS CONTINUED

MODEL	YEARS	SWING ARM BEARING SEAL KIT			LINKAGE BEARING SEAL KIT			LOWER REAR SHOCK BEARING KIT			UPPER REAR SHOCK BEARING KIT		
<b>HUSABERG CONTINUED</b>													
650FC	05	131309	52.94	L	----	----	131382	47.74	L	----	----	----	
650FE	04	131308	52.94	L	----	----	131382	47.74	L	----	----	----	
650FE	05 - 08	131309	52.94	L	----	----	131382	47.74	L	----	----	----	
650FS	04	131308	52.94	L	----	----	131382	47.74	L	----	----	----	
650FS	08	131309	52.94	L	----	----	131382	47.74	L	----	----	----	
650FS-C	05 - 06	131309	52.94	L	----	----	131382	47.74	L	----	----	----	
650FS-E	05 - 07	131309	52.94	L	----	----	131382	47.74	L	----	----	----	
<b>HUSQVARNA</b>													
CR65	12	AB281129	49.75	L	----	----	----	----	----	----	----	----	
TC 85	14 - 15	AB281087	75.19	L	----	----	AB295059	25.19	L	AB295059	25.19	L	
CR125	93 - 95	131250	62.42	L	131135	79.59	L	131371	28.04	L	----	----	
CR125	96 - 01	131250	62.42	L	131098	79.59	L	131371	28.04	L	----	----	
CR125	02 - 04	131250	62.42	L	131109	79.59	L	131371	28.04	L	----	----	
CR125	05 - 08	131250	62.42	L	131121	79.59	L	131371	28.04	L	----	----	
CR125	09	131327	50.83	L	131148	79.59	L	131387	22.98	L	----	----	
CR125	10 - 13	131327	50.83	L	131148	79.59	L	----	----	----	----	----	
SM125	98	131250	62.42	L	----	----	----	----	----	----	----	----	
TC 125	14 - 15	AB281168	54.33	L	132344	79.59	L	132650	21.35	L	132677	25.98	L
TE 125	15	AB281168	54.33	L	132344	79.59	L	132650	21.35	L	132677	25.98	L
WR125	96 - 00	131250	62.42	L	131135	79.59	L	131371	28.04	L	----	----	
WR125	01	131250	62.42	L	131098	79.59	L	131371	28.04	L	----	----	
WR125	02 - 04	131250	62.42	L	131109	79.59	L	131371	28.04	L	----	----	
WR125	05 - 08	131250	62.42	L	131121	79.59	L	131371	28.04	L	----	----	
WR125	09	131327	50.83	L	131148	79.59	L	131387	22.98	L	----	----	
WR125	10 - 13	131327	50.83	L	131148	79.59	L	----	----	----	----	----	
WRE125	95	131250	62.42	L	131135	79.59	L	131371	28.04	L	----	----	
WXC-WXE 125	94 - 95	131250	62.42	L	131135	79.59	L	131371	28.04	L	----	----	
CR250	93 - 96	131250	62.42	L	131135	79.59	L	131371	28.04	L	----	----	
CR250	97 - 01	131250	62.42	L	131098	79.59	L	131371	28.04	L	----	----	
CR250	02 - 04	131250	62.42	L	131109	79.59	L	131371	28.04	L	----	----	
FC 250	14 - 15	AB281168	54.33	L	132344	79.59	L	132650	21.35	L	132677	25.98	L
FE 250	14 - 15	AB281168	54.33	L	132344	79.59	L	132650	21.35	L	132677	25.98	L
TC 250	14 - 15	AB281168	54.33	L	132344	79.59	L	132650	21.35	L	132677	25.98	L
TC250	03	131250	62.42	L	131125	79.59	L	131371	28.04	L	----	----	
TC250	04	131250	62.42	L	131123	79.59	L	131371	28.04	L	----	----	
TC250	05 - 07	131250	62.42	L	131122	79.59	L	131371	28.04	L	----	----	
TC250	08 - 13	131327	50.83	L	131148	79.59	L	131387	22.98	L	----	----	
TE 250	14 - 15	AB281168	54.33	L	132344	79.59	L	132650	21.35	L	132677	25.98	L
TE250	03	131250	62.42	L	131125	79.59	L	131371	28.04	L	----	----	
TE250	04	131250	62.42	L	131123	79.59	L	131371	28.04	L	----	----	
TE250	05 - 07	131250	62.42	L	131122	79.59	L	131371	28.04	L	----	----	
TE250	08 - 13	131327	50.83	L	131148	79.59	L	131387	22.98	L	----	----	
TXC250	08 - 13	131327	50.83	L	131148	79.59	L	131387	22.98	L	----	----	
WR250	96 - 00	131250	62.42	L	131135	79.59	L	131371	28.04	L	----	----	
WR250	01	131250	62.42	L	131098	79.59	L	131371	28.04	L	----	----	
WR250	02 - 04	131250	62.42	L	131109	79.59	L	131371	28.04	L	----	----	
WR250	05 - 13	131250	62.42	L	131121	79.59	L	131371	28.04	L	----	----	
WXC-WXE 250	93 - 95	131250	62.42	L	131135	79.59	L	131371	28.04	L	----	----	
TE 300	14 - 15	AB281168	54.33	L	132344	79.59	L	132650	21.35	L	132677	25.98	L
WR300	08 - 13	131250	62.42	L	131121	79.59	L	131371	28.04	L	----	----	
TE310	09 - 13	131327	50.83	L	131148	79.59	L	131387	22.98	L	----	----	
TXC310	12 - 13	131327	50.83	L	131148	79.59	L	131387	22.98	L	----	----	
FC 350	14 - 15	AB281168	54.33	L	132344	79.59	L	132650	21.35	L	132677	25.98	L



## BEARING KITS CONTINUED

MODEL	YEARS	SWING ARM BEARING SEAL KIT			LINKAGE BEARING SEAL KIT			LOWER REAR SHOCK BEARING KIT			UPPER REAR SHOCK BEARING KIT		
<b>HUSQVARNA CONTINUED</b>													
FE 350	14 - 15	AB281168	54.33	L	132344	79.59	L	132650	21.35	L	132677	25.98	L
FE 350S	15	AB281168	54.33	L	132344	79.59	L	132650	21.35	L	132677	25.98	L
TE350	95	----			131135	79.59	L	131371	28.04	L	----		
WXC-WXE 350	94	----			131135	79.59	L	131371	28.04	L	----		
CR360	93	----			131135	79.59	L	131371	28.04	L	----		
WR360	96 - 00	131250	62.42	L	131135	79.59	L	131371	28.04	L	----		
WR360	01	131250	62.42	L	131098	79.59	L	131371	28.04	L	----		
WR360	02	131250	62.42	L	131109	79.59	L	131371	28.04	L	----		
WXC-WXE 360	93 - 95	131250	62.42	L	131135	79.59	L	131371	28.04	L	----		
SM400R	04	131250	62.42	L	131123	79.59	L	131371	28.04	L	----		
FC 450	14 - 15	AB281125	54.33	L	132344	79.59	L	132650	21.35	L	132677	25.98	L
FE 450	14	AB281125	54.33	L	132344	79.59	L	132650	21.35	L	132677	25.98	L
SM450	10	131327	50.83	L	131148	79.59	L	131387	22.98	L	----		
SM450R	03	131250	62.42	L	131125	79.59	L	131371	28.04	L	----		
SM450R	04	131250	62.42	L	131123	79.59	L	131371	28.04	L	----		
SM450R	05 - 07	131250	62.42	L	131122	79.59	L	131371	28.04	L	----		
SM450R	08 - 09	131327	50.83	L	131148	79.59	L	131387	22.98	L	----		
TC450	03	131250	62.42	L	131125	79.59	L	131371	28.04	L	----		
TC450	04	131250	62.42	L	131123	79.59	L	131371	28.04	L	----		
TC450	05 - 07	131250	62.42	L	131122	79.59	L	131371	28.04	L	----		
TC450	08 - 10	131327	50.83	L	131148	79.59	L	131387	22.98	L	----		
TE450	03	131250	62.42	L	131125	79.59	L	131371	28.04	L	----		
TE450	04	131250	62.42	L	131123	79.59	L	131371	28.04	L	----		
TE450	05 - 07	131250	62.42	L	131122	79.59	L	131371	28.04	L	----		
TE450	08 - 10	131327	50.83	L	131148	79.59	L	131387	22.98	L	----		
TXC450	08 - 10	131327	50.83	L	131148	79.59	L	131387	22.98	L	----		
FE 501	14 - 15	AB281125	54.33	L	132344	79.59	L	132650	21.35	L	132677	25.98	L
FE 501S	15	AB281125	54.33	L	132344	79.59	L	132650	21.35	L	132677	25.98	L
SM510	10	131327	50.83	L	131148	79.59	L	131387	22.98	L	----		
SM510R	05 - 07	131250	62.42	L	131122	79.59	L	131371	28.04	L	----		
SM510R	08 - 09	131327	50.83	L	131148	79.59	L	131387	22.98	L	----		
TC510	05 - 07	131250	62.42	L	131122	79.59	L	131371	28.04	L	----		
TC510	08 - 09	131327	50.83	L	131148	79.59	L	131387	22.98	L	----		
TE510	04	131250	62.42	L	131123	79.59	L	131371	28.04	L	----		
TE510	05 - 07	131250	62.42	L	131122	79.59	L	131371	28.04	L	----		
TE510	09 - 10	131327	50.83	L	131148	79.59	L	131387	22.98	L	----		
TXC510	08 - 10	131327	50.83	L	131148	79.59	L	131387	22.98	L	----		
SM530R	09	131327	50.83	L	131148	79.59	L	131387	22.98	L	----		
TE610	98	----			131135	79.59	L	----			----		
TE-E610	99 - 01	----			131135	79.59	L	131371	28.04	L	----		
WXC-WXE 610	94 - 95	----			131135	79.59	L	131371	28.04	L	----		
SMS630	10 - 11	----			131123	79.59	L	----			----		
TE630	10 - 11	----			131123	79.59	L	----			----		
<b>KAWASAKI</b>													
KX60	83	AB281067	50.83	L	----			----			----		
KX60	84	AB281067	50.83	L	----			----			AB295040	22.98	L
KX60	85 - 03	AB281067	50.83	L	AB271059	79.59	L	----			AB295040	22.98	L
KX65	00 - 01	AB281067	50.83	L	----			AB295022	15.99	L	----		
KX65	02 - 15	AB281067	50.83	L	AB271011	79.59	L	AB295022	15.99	L	----		
KDX80	84 - 88	AB281067	50.83	L	AB271110	79.59	L	----			----		
KX80	83 - 85	AB281067	50.83	L	AB271110	79.59	L	----			AB295040	22.98	L
KX80	86 - 90	AB281067	50.83	L	----			----			----		
KX80	91 - 97	AB281067	50.83	L	AB271013	79.59	L	AB291002	21.35	L	----		

- accessories
- body
- handlebar & grips
- cables & levers
- exhaust
- engine
- fuel & intake
- electrical & ignition
- clutch
- drive
- bearings
- brakes
- steering & suspension
- tires
- tools & shop

# STEERING & SUSPENSION



## BEARING KITS CONTINUED

MODEL	YEARS	SWING ARM BEARING SEAL KIT			LINKAGE BEARING SEAL KIT			LOWER REAR SHOCK BEARING KIT			UPPER REAR SHOCK BEARING KIT		
<b>KAWASAKI CONTINUED</b>													
KX80	98 - 00	AB281067	50.83	L	AB271014	79.59	L	AB295022	15.99	L	AB291002	21.35	L
KX80 Big Wheel	92 - 94	AB281067	50.83	L	AB271013	79.59	L	AB291002	21.35	L	----		
KX85	01 - 15	AB281067	50.83	L	AB271014	79.59	L	AB295022	15.99	L	AB291002	21.35	L
KX100	95 - 97	AB281067	50.83	L	AB271013	79.59	L	AB291002	21.35	L	----		
KX100	98 - 15	AB281067	50.83	L	AB271014	79.59	L	AB295022	15.99	L	AB291002	21.35	L
KLX110	02 - 16	AB281173	42.33	L	----			----			----		
KLX110L	10 - 16	AB281173	42.33	L	----			----			----		
KLX125	03 - 06	AB281121	49.75	L	AB271120	79.59	L	AB295024	16.84	L	----		
KLX125L	03 - 06	AB281121	49.75	L	AB271120	79.59	L	AB295024	16.84	L	----		
KX125	82	AB281081	47.64	L	----			----			----		
KX125	83	AB281080	47.64	L	----			----			----		
KX125	84	AB281082	47.64	L	----			AB295040	22.98	L	----		
KX125	85	AB281079	50.36	L	AB271105	79.59	L	AB295040	22.98	L	----		
KX125	86	AB281080	47.64	L	AB271107	79.59	L	AB295040	22.98	L	----		
KX125	87	AB281080	47.64	L	132766	79.59	L	AB295040	22.98	L	----		
KX125	88	AB281080	47.64	L	132767	79.59	L	AB295041	23.49	L	----		
KX125	89 - 91	AB281080	47.64	L	AB271040	79.59	L	AB291002	21.35	L	AB291002	21.35	L
KX125	92	AB281066	50.83	L	AB271040	79.59	L	AB291002	21.35	L	AB291002	21.35	L
KX125	93	AB281066	50.83	L	AB271038	79.59	L	AB291002	21.35	L	AB291002	21.35	L
KX125	94 - 95	AB281065	50.83	L	AB271036	79.59	L	AB291002	21.35	L	AB291002	21.35	L
KX125	96 - 97	AB281043	69.89	L	AB271036	79.59	L	AB291002	21.35	L	AB291002	21.35	L
KX125	98	AB281042	69.89	L	AB271037	79.59	L	AB295022	15.99	L	AB291002	21.35	L
KX125	99 - 03	AB281044	69.89	L	AB271018	79.59	L	AB295022	15.99	L	AB291002	21.35	L
KX125	04 - 05	AB281044	69.89	L	AB271117	79.59	L	AB295022	15.99	L	AB291002	21.35	L
KLX140	08 - 16	AB281194	49.94	L	AB271167	79.59	L	AB295022	15.99	L	AB291002	21.35	L
KLX140L	08 - 16	AB281194	49.94	L	AB271167	79.59	L	AB295022	15.99	L	AB291002	21.35	L
KDX200	83 - 84	AB281081	47.64	L	----			----			----		
KDX200	85	AB281079	50.36	L	----			----			----		
KDX200	86 - 88	AB281103	47.64	L	----			----			----		
KDX200	89 - 94	AB281080	47.64	L	AB271040	79.59	L	AB291002	21.35	L	----		
KDX200	95 - 06	AB281064	47.64	L	AB271036	79.59	L	AB291002	21.35	L	----		
KDX220	97 - 05	AB281064	47.64	L	AB271036	79.59	L	AB291002	21.35	L	----		
KDX250	83 - 84	AB281081	47.64	L	----			----			----		
KDX250	91 - 94	AB281080	47.64	L	AB271040	79.59	L	AB291002	21.35	L	----		
KL250 Super Sherpa	00 - 10	AB281164	45.53	L	AB271144	79.59	L	----			----		
KLR250	85 - 05	AB281083	49.75	L	----			----			----		
KLX250R	94	AB281080	47.64	L	AB271138	79.59	L	AB291002	21.35	L	----		
KLX250R	95 - 96	AB281080	47.64	L	AB271123	79.59	L	AB291002	21.35	L	----		
KLX250S	06 - 14	AB281080	47.64	L	AB271123	79.59	L	AB291002	21.35	L	----		
KLX250SF	09 - 10	AB281080	47.64	L	AB271123	79.59	L	AB291002	21.35	L	----		
KX250	82	AB281081	47.64	L	----			----			----		
KX250	83	AB281080	47.64	L	----			----			----		
KX250	84	AB281082	47.64	L	----			AB295040	22.98	L	----		
KX250	85	AB281079	50.36	L	AB271106	79.59	L	AB295040	22.98	L	----		
KX250	86	AB281080	47.64	L	AB271106	79.59	L	AB295040	22.98	L	----		
KX250	87	AB281080	47.64	L	132766	79.59	L	AB295040	22.98	L	----		
KX250	88	AB281080	47.64	L	132767	79.59	L	AB295041	23.49	L	----		
KX250	89 - 91	AB281080	47.64	L	AB271040	79.59	L	AB291002	21.35	L	AB291002	21.35	L
KX250	92	AB281066	50.83	L	AB271040	79.59	L	AB291002	21.35	L	AB291002	21.35	L
KX250	93	AB281066	50.83	L	AB271038	79.59	L	AB291002	21.35	L	AB291002	21.35	L
KX250	94 - 95	AB281065	50.83	L	AB271036	79.59	L	AB291002	21.35	L	AB291002	21.35	L
KX250	96 - 97	AB281043	69.89	L	AB271036	79.59	L	AB291002	21.35	L	AB291002	21.35	L
KX250	98	AB281042	69.89	L	AB271037	79.59	L	AB295022	15.99	L	AB291002	21.35	L



## BEARING KITS CONTINUED

MODEL	YEARS	SWING ARM BEARING SEAL KIT			LINKAGE BEARING SEAL KIT			LOWER REAR SHOCK BEARING KIT			UPPER REAR SHOCK BEARING KIT		
<b>KAWASAKI CONTINUED</b>													
KX250	99 - 03	AB281044	69.89	L	AB271018	79.59	L	AB295022	15.99	L	AB291002	21.35	L
KX250	04 - 07	AB281044	69.89	L	AB271117	79.59	L	AB295022	15.99	L	AB291002	21.35	L
KX250F	04 - 05	AB281115	69.89	L	AB271117	79.59	L	AB295022	15.99	L	AB291002	21.35	L
KX250F	06 - 16	AB281156	69.89	L	AB271137	79.59	L	AB295022	15.99	L	AB291002	21.35	L
KLX300(R)	97 - 07	AB281080	47.64	L	AB271123	79.59	L	AB291002	21.35	L	----		
KLX400R	03 - 04	AB281047	69.89	L	AB271043	70.25	L	AB295024	16.84	L	----		
KLX400SR	03 - 04	AB281047	69.89	L	AB271043	70.25	L	AB295024	16.84	L	----		
KLX450R	08 - 09	AB281156	69.89	L	AB271137	79.59	L	AB295022	15.99	L	AB291002	21.35	L
KX450F	06 - 15	AB281156	69.89	L	AB271137	79.59	L	AB295022	15.99	L	AB291002	21.35	L
KX450F	16	----			----			AB295022	15.99	L	AB291002	21.35	L
KX500	83	AB281080	47.64	L	----			----			----		
KX500	84	AB281082	47.64	L	----			AB295040	22.98	L	----		
KX500	85	AB281079	50.36	L	AB271106	79.59	L	AB295040	22.98	L	----		
KX500	86	AB281080	47.64	L	AB271106	79.59	L	AB295040	22.98	L	----		
KX500	87	AB281080	47.64	L	132766	79.59	L	AB295040	22.98	L	----		
KX500	88	AB281080	47.64	L	132767	79.59	L	AB295041	23.49	L	----		
KX500	89 - 04	AB281080	47.64	L	AB271040	79.59	L	AB291002	21.35	L	AB291002	21.35	L
KL600	84 - 86	AB281083	49.75	L	----			----			----		
KL650 A (KLR)	87 - 07	AB281120	49.75	L	----			----			----		
KL650 B (KLR)	90 - 91	AB281120	49.75	L	----			----			----		
KL650 E (KLR)	08 - 15	AB281120	49.75	L	----			----			----		
KLX650 C	93 - 96	AB281065	50.83	L	----			----			----		
KLX650D1	96	AB281065	50.83	L	----			----			----		
KLX650R	93 - 96	AB281065	50.83	L	----			----			----		
<b>KTM</b>													
50 SX	06 - 07	AB281170	52.94	L	----			132874	22.49	L	132874	22.49	L
50 SX	10 - 16	AB281129	49.75	L	----			132874	22.49	L	132874	22.49	L
50 SXS	11 - 14	AB281129	49.75	L	----			132874	22.49	L	132874	22.49	L
JR ADV 50	01 - 03	AB281169	16.62	L	----			----			----		
MINI ADV 50	97 - 07	AB281169	16.62	L	----			----			----		
SM 50	06	AB281170	52.94	L	----			132874	22.49	L	132874	22.49	L
SR ADV 50	02 - 07	AB281169	16.62	L	----			----			----		
SX 50 Mini	08	AB281169	16.62	L	----			132875	23.49	L	132875	23.49	L
SX 50 Mini	09 - 16	AB281129	49.75	L	----			132875	23.49	L	132875	23.49	L
SX PRO JR 50	98 - 01	AB281169	16.62	L	----			----			----		
SX PRO JR 50	02 - 06	AB281169	16.62	L	----			132874	22.49	L	132874	22.49	L
SX PRO JR 50	07 - 08	AB281169	16.62	L	----			132875	23.49	L	132875	23.49	L
SX PRO JR 50	09	AB281129	49.75	L	----			132875	23.49	L	132875	23.49	L
SX PRO SR 50	98 - 99	AB281169	16.62	L	----			----			----		
SX PRO SR 50	02 - 03	AB281169	16.62	L	----			132874	22.49	L	132874	22.49	L
SX PRO SR 50	04 - 05	AB281170	52.94	L	----			132874	22.49	L	132874	22.49	L
SX SR 50	00	AB281169	16.62	L	----			----			----		
SXR PRO JR 50	97	AB281169	16.62	L	----			----			----		
SXR PRO SR 50	97	AB281169	16.62	L	----			----			----		
SX 60	98 - 00	AB281129	49.75	L	----			----			----		
SX 65	98 - 01	AB281129	49.75	L	----			----			----		
SX 65	02 - 08	AB281129	49.75	L	----			132874	22.49	L	132874	22.49	L
SX 65	09 - 14	AB281129	49.75	L	----			132679	22.49	L	132679	22.49	L
SX 65	15 - 16	AB281129	49.75	L	----			132874	22.49	L	132874	22.49	L
SXS 65	13 - 14	AB281129	49.75	L	----			132679	22.49	L	132679	22.49	L
XC 65	08	AB281129	49.75	L	----			132874	22.49	L	132874	22.49	L
XC 65	09	AB281129	49.75	L	----			132679	22.49	L	132679	22.49	L
SX 85	03 - 16	AB281087	75.19	L	----			AB295059	25.19	L	AB295059	25.19	L

- accessories
- body
- handlebar & grips
- cables & levers
- exhaust
- engine
- fuel & intake
- electrical & ignition
- clutch
- drive
- bearings
- brakes
- steering & suspension
- tires
- tools & shop

# STEERING & SUSPENSION



## BEARING KITS CONTINUED

MODEL	YEARS	SWING ARM BEARING SEAL KIT			LINKAGE BEARING SEAL KIT			LOWER REAR SHOCK BEARING KIT			UPPER REAR SHOCK BEARING KIT		
<b>KTM CONTINUED</b>													
SXS 85	13 - 14	AB281087	75.19	L	----	----	----	AB295059	25.19	L	AB295059	25.19	L
XC 85	08 - 09	AB281087	75.19	L	----	----	----	AB295059	25.19	L	AB295059	25.19	L
SX 105	06 - 11	AB281087	75.19	L	----	----	----	AB295059	25.19	L	AB295059	25.19	L
XC 105	08 - 09	AB281087	75.19	L	----	----	----	AB295059	25.19	L	AB295059	25.19	L
EGS 125	93 - 97	AB281087	75.19	L	AB271130	79.59	L	AB291024	27.31	L	----	----	----
EGS 125	98 - 99	AB281088	76.25	L	----	----	----	AB271089	43.10	L	----	----	----
EXC 125	93 - 97	AB281087	75.19	L	AB271130	79.59	L	AB291024	27.31	L	----	----	----
EXC 125	98 - 01	AB281088	76.25	L	----	----	----	AB271089	43.10	L	----	----	----
EXC 125	02 - 03	AB281088	76.25	L	----	----	----	AB271089	43.10	L	AB295059	25.19	L
EXC 125	04 - 09	AB281168	54.33	L	----	----	----	AB271089	43.10	L	AB295059	25.19	L
EXE 125	00 - 01	AB281088	76.25	L	----	----	----	AB271089	43.10	L	----	----	----
SX 125	93 - 97	AB281087	75.19	L	AB271130	79.59	L	AB291024	27.31	L	----	----	----
SX 125	98 - 01	AB281088	76.25	L	----	----	----	AB271089	43.10	L	----	----	----
SX 125	02 - 03	AB281088	76.25	L	----	----	----	AB271089	43.10	L	AB295059	25.19	L
SX 125	04 - 11	AB281168	54.33	L	----	----	----	AB271089	43.10	L	AB295059	25.19	L
SX 125	12 - 15	AB281168	54.33	L	132344	79.59	L	132650	21.35	L	132677	25.98	L
SX 125	16	AB281125	54.33	L	132344	79.59	L	132650	21.35	L	----	----	----
SXS 125	04	AB281168	54.33	L	----	----	----	AB271089	43.10	L	AB295059	25.19	L
SX 144	07 - 08	AB281168	54.33	L	----	----	----	AB271089	43.10	L	AB295059	25.19	L
SX 150	09 - 11	AB281168	54.33	L	----	----	----	AB271089	43.10	L	AB295059	25.19	L
SX 150	12 - 15	AB281168	54.33	L	132344	79.59	L	132650	21.35	L	132677	25.98	L
SX 150	16	AB281125	54.33	L	132344	79.59	L	132650	21.35	L	----	----	----
XC 150	10 - 11	AB281168	54.33	L	----	----	----	AB271089	43.10	L	AB295059	25.19	L
XC 150	12 - 14	AB281168	54.33	L	132344	79.59	L	132650	21.35	L	132677	25.98	L
EGS 200	98 - 99	AB281088	76.25	L	----	----	----	AB271089	43.10	L	----	----	----
EXC 200	98 - 01	AB281088	76.25	L	----	----	----	AB271089	43.10	L	----	----	----
EXC 200	02 - 03	AB281088	76.25	L	----	----	----	AB271089	43.10	L	AB295059	25.19	L
EXC 200	04 - 05	AB281168	54.33	L	----	----	----	AB271089	43.10	L	AB295059	25.19	L
MXC 200	98 - 01	AB281088	76.25	L	----	----	----	AB271089	43.10	L	----	----	----
MXC 200	02 - 03	AB281088	76.25	L	----	----	----	AB271089	43.10	L	AB295059	25.19	L
SX 200	00 - 01	AB281088	76.25	L	----	----	----	AB271089	43.10	L	----	----	----
SX 200	02 - 03	AB281088	76.25	L	----	----	----	AB271089	43.10	L	AB295059	25.19	L
SX 200	04	AB281168	54.33	L	----	----	----	AB271089	43.10	L	AB295059	25.19	L
XC 200	06 - 09	AB281168	54.33	L	----	----	----	AB271089	43.10	L	AB295059	25.19	L
XC-W 200	06 - 16	AB281168	54.33	L	----	----	----	AB271089	43.10	L	AB295059	25.19	L
250 SX-F FACTORY EDITION	15	AB281125	54.33	L	132344	79.59	L	132650	21.35	L	----	----	----
EGS 250	94 - 95	AB281087	75.19	L	AB271130	79.59	L	AB291024	27.31	L	----	----	----
EGS 250	96 - 97	AB281088	76.25	L	AB271130	79.59	L	AB291024	27.31	L	----	----	----
EGS 250	98 - 99	AB281088	76.25	L	----	----	----	AB271089	43.10	L	----	----	----
EXC 250	94	AB281087	75.19	L	AB271130	79.59	L	AB291024	27.31	L	----	----	----
EXC 250	95 - 97	AB281088	76.25	L	AB271130	79.59	L	AB291024	27.31	L	----	----	----
EXC 250	98 - 01	AB281088	76.25	L	----	----	----	AB271089	43.10	L	----	----	----
EXC 250	02 - 03	AB281088	76.25	L	----	----	----	AB271089	43.10	L	AB295059	25.19	L
EXC 250	04 - 05	AB281168	54.33	L	----	----	----	AB271089	43.10	L	AB295059	25.19	L
EXC-G 250 Racing	02 - 03	AB281087	75.19	L	----	----	----	AB271089	43.10	L	AB295059	25.19	L
EXC-G 250 Racing	04 - 05	AB281125	54.33	L	----	----	----	AB271089	43.10	L	AB295059	25.19	L
FREERIDE 250 R	15	AB281087	75.19	L	----	----	----	AB295059	25.19	L	AB295059	25.19	L
FREERIDE 250 R	16	AB281087	75.19	L	----	----	----	AB295059	25.19	L	----	----	----
MXC 250	98 - 01	AB281088	76.25	L	----	----	----	AB271089	43.10	L	----	----	----
SX 250	94 - 95	AB281087	75.19	L	AB271130	79.59	L	AB291024	27.31	L	----	----	----
SX 250	96 - 97	AB281088	76.25	L	AB271130	79.59	L	AB291024	27.31	L	----	----	----
SX 250	98 - 01	AB281088	76.25	L	----	----	----	AB271089	43.10	L	----	----	----
SX 250	02	AB281088	76.25	L	----	----	----	AB271089	43.10	L	AB295059	25.19	L





## BEARING KITS CONTINUED

MODEL	YEARS	SWING ARM BEARING SEAL KIT			LINKAGE BEARING SEAL KIT			LOWER REAR SHOCK BEARING KIT			UPPER REAR SHOCK BEARING KIT		
<b>KTM CONTINUED</b>													
SX 250	03 - 11	AB281168	54.33	L	----	----	----	AB271089	43.10	L	AB295059	25.19	L
SX 250	12 - 16	AB281168	54.33	L	132344	79.59	L	132650	21.35	L	132677	25.98	L
SX-F 250	05 - 10	AB281168	54.33	L	----	----	----	AB271089	43.10	L	AB295059	25.19	L
SX-F 250	11 - 15	AB281168	54.33	L	132344	79.59	L	132650	21.35	L	132677	25.98	L
SX-F 250	16	AB281125	54.33	L	132344	79.59	L	132650	21.35	L	----	----	----
SXS 250	01	AB281088	76.25	L	----	----	----	AB271089	43.10	L	----	----	----
SXS 250	03 - 04	AB281168	54.33	L	----	----	----	AB271089	43.10	L	AB295059	25.19	L
XC 250	06 - 11	AB281168	54.33	L	----	----	----	AB271089	43.10	L	AB295059	25.19	L
XC 250	12 - 16	AB281168	54.33	L	132344	79.59	L	132650	21.35	L	132677	25.98	L
XC-F 250	07 - 09	AB281168	54.33	L	----	----	----	AB271089	43.10	L	AB295059	25.19	L
XC-F 250	11 - 15	AB281168	54.33	L	132344	79.59	L	132650	21.35	L	132677	25.98	L
XC-F 250	16	AB281125	54.33	L	132344	79.59	L	132650	21.35	L	----	----	----
XC-FW 250	07 - 16	AB281168	54.33	L	----	----	----	AB271089	43.10	L	AB295059	25.19	L
XC-W 250	06 - 16	AB281168	54.33	L	----	----	----	AB271089	43.10	L	AB295059	25.19	L
EGS 300	94 - 95	AB281087	75.19	L	AB271130	79.59	L	AB291024	27.31	L	----	----	----
EGS 300	96 - 97	AB281088	76.25	L	AB271130	79.59	L	AB291024	27.31	L	----	----	----
EGS 300	98 - 99	AB281088	76.25	L	----	----	----	AB271089	43.10	L	----	----	----
EXC 300	94 - 95	AB281087	75.19	L	AB271130	79.59	L	AB291024	27.31	L	----	----	----
EXC 300	96 - 97	AB281088	76.25	L	AB271130	79.59	L	AB291024	27.31	L	----	----	----
EXC 300	98 - 01	AB281088	76.25	L	----	----	----	AB271089	43.10	L	----	----	----
EXC 300	02 - 03	AB281088	76.25	L	----	----	----	AB271089	43.10	L	AB295059	25.19	L
EXC 300	04 - 05	AB281168	54.33	L	----	----	----	AB271089	43.10	L	AB295059	25.19	L
MXC 300	94	AB281087	75.19	L	AB271130	79.59	L	AB291024	27.31	L	----	----	----
MXC 300	96 - 97	AB281088	76.25	L	AB271130	79.59	L	AB291024	27.31	L	----	----	----
MXC 300	98 - 01	AB281088	76.25	L	----	----	----	AB271089	43.10	L	----	----	----
MXC 300	02 - 03	AB281088	76.25	L	----	----	----	AB271089	43.10	L	AB295059	25.19	L
MXC 300	04 - 05	AB281168	54.33	L	----	----	----	AB271089	43.10	L	AB295059	25.19	L
SX 300	94	AB281087	75.19	L	AB271130	79.59	L	AB291024	27.31	L	----	----	----
XC 300	06 - 11	AB281168	54.33	L	----	----	----	AB271089	43.10	L	AB295059	25.19	L
XC 300	12 - 16	AB281168	54.33	L	132344	79.59	L	132650	21.35	L	132677	25.98	L
XC-W 300	06 - 16	AB281168	54.33	L	----	----	----	AB271089	43.10	L	AB295059	25.19	L
XC-W 300 SIX DAYS	15	AB281168	54.33	L	----	----	----	AB271089	43.10	L	AB295059	25.19	L
EXC-F 350	13 - 16	AB281168	54.33	L	----	----	----	AB271089	43.10	L	AB295059	25.19	L
FREERIDE 350 (EURO)	15	AB281087	75.19	L	----	----	----	----	----	----	----	----	----
LC4 350	94 - 95	AB281087	75.19	L	----	----	----	----	----	----	----	----	----
SX-F 350	11 - 15	AB281168	54.33	L	132344	79.59	L	132650	21.35	L	132677	25.98	L
SX-F 350	16	AB281125	54.33	L	132344	79.59	L	132650	21.35	L	----	----	----
XC-F 350	11 - 15	AB281168	54.33	L	132344	79.59	L	132650	21.35	L	132677	25.98	L
XC-F 350	16	AB281125	54.33	L	132344	79.59	L	----	----	----	----	----	----
XC-FW 350	12 - 16	AB281168	54.33	L	----	----	----	AB271089	43.10	L	AB295059	25.19	L
XC-FW 350 SIX DAYS	15	AB281168	54.33	L	----	----	----	AB271089	43.10	L	AB295059	25.19	L
EGS 360	96 - 97	AB281088	76.25	L	AB271130	79.59	L	AB291024	27.31	L	----	----	----
EXC 360	96 - 97	AB281088	76.25	L	AB271130	79.59	L	AB291024	27.31	L	----	----	----
MXC 360	96 - 97	AB281088	76.25	L	AB271130	79.59	L	AB291024	27.31	L	----	----	----
SX 360	96 - 97	AB281088	76.25	L	AB271130	79.59	L	AB291024	27.31	L	----	----	----
EGS 380	98 - 99	AB281088	76.25	L	----	----	----	AB271089	43.10	L	----	----	----
EXC 380	98 - 01	AB281088	76.25	L	----	----	----	AB271089	43.10	L	----	----	----
EXC 380	02	AB281088	76.25	L	----	----	----	AB271089	43.10	L	AB295059	25.19	L
MXC 380	98 - 01	AB281088	76.25	L	----	----	----	AB271089	43.10	L	----	----	----
SX 380	98 - 01	AB281088	76.25	L	----	----	----	AB271089	43.10	L	----	----	----
SX 380	02	AB281088	76.25	L	----	----	----	AB271089	43.10	L	AB295059	25.19	L
Comp. 400	95 - 99	AB281087	75.19	L	----	----	----	----	----	----	----	----	----
DUKE 400	94 - 95	AB281087	75.19	L	----	----	----	----	----	----	----	----	----
EGS 400	94 - 97	AB281087	75.19	L	----	----	----	----	----	----	----	----	----

- accessories
- body
- handlebar & grips
- cables & levers
- exhaust
- engine
- fuel & intake
- electrical & ignition
- clutch
- drive
- bearings
- brakes
- steering & suspension
- tires
- tools & shop

# STEERING & SUSPENSION



## BEARING KITS CONTINUED

MODEL	YEARS	SWING ARM BEARING SEAL KIT			LINKAGE BEARING SEAL KIT			LOWER REAR SHOCK BEARING KIT			UPPER REAR SHOCK BEARING KIT		
<b>KTM CONTINUED</b>													
EGS-E 400	97	AB281087	75.19	L	----	----	----	----	----	----	----	----	
EXC 400	94 - 96	AB281087	75.19	L	----	----	----	----	----	----	----	----	
EXC 400	00 - 01	AB281087	75.19	L	----	----	----	AB271089	43.10	L	----	----	
EXC 400	02	AB281087	75.19	L	----	----	----	AB271089	43.10	L	AB295059	25.19 L	
EXC-G 400	04 - 06	AB281125	54.33	L	----	----	----	AB271089	43.10	L	AB295059	25.19 L	
LC4 400	98 - 99	AB281087	75.19	L	----	----	----	----	----	----	----	----	
LC4-E 400	00 - 01	AB281087	75.19	L	----	----	----	----	----	----	----	----	
LSE 400	97	AB281087	75.19	L	----	----	----	----	----	----	----	----	
MXC 400	01	AB281087	75.19	L	----	----	----	AB271089	43.10	L	----	----	
MXC 400	02	AB281087	75.19	L	----	----	----	AB271089	43.10	L	AB295059	25.19 L	
RXC 400	95 - 98	AB281087	75.19	L	----	----	----	----	----	----	----	----	
SC 400	00	AB281087	75.19	L	----	----	----	----	----	----	----	----	
SX 400	98 - 99	AB281087	75.19	L	----	----	----	----	----	----	----	----	
SX 400	00 - 01	AB281087	75.19	L	----	----	----	AB271089	43.10	L	----	----	
SX 400	02	AB281087	75.19	L	----	----	----	AB271089	43.10	L	AB295059	25.19 L	
SXC 400	97	AB281087	75.19	L	----	----	----	----	----	----	----	----	
SXC 400	00	AB281087	75.19	L	----	----	----	AB271089	43.10	L	----	----	
TXC 400	98	AB281087	75.19	L	----	----	----	----	----	----	----	----	
XC-W 400	07 - 10	AB281125	54.33	L	----	----	----	AB271089	43.10	L	AB295059	25.19 L	
EXC 440	94 - 95	AB281087	75.19	L	----	----	----	----	----	----	----	----	
MXC 440	94 - 95	AB281087	75.19	L	----	----	----	----	----	----	----	----	
SX 440	94	AB281087	75.19	L	----	----	----	----	----	----	----	----	
450 SX-F FACTORY EDITION	15	AB281125	54.33	L	132344	79.59	L	132650	21.35	L	----	----	
EXC 450	03	AB281087	75.19	L	----	----	----	AB271089	43.10	L	AB295059	25.19 L	
EXC 450	04 - 11	AB281125	54.33	L	----	----	----	AB271089	43.10	L	AB295059	25.19 L	
EXC-G 450	04 - 07	AB281125	54.33	L	----	----	----	AB271089	43.10	L	AB295059	25.19 L	
EXC-R 450	08	AB281125	54.33	L	----	----	----	AB271089	43.10	L	AB295059	25.19 L	
MXC-G 450	03	AB281087	75.19	L	----	----	----	AB271089	43.10	L	AB295059	25.19 L	
MXC-G 450	04 - 05	AB281125	54.33	L	----	----	----	AB271089	43.10	L	AB295059	25.19 L	
SMR 450	05 - 07	AB281125	54.33	L	----	----	----	AB271089	43.10	L	AB295059	25.19 L	
SMS 450	03	AB281087	75.19	L	----	----	----	AB271089	43.10	L	AB295059	25.19 L	
SMS 450	04	AB281125	54.33	L	----	----	----	AB271089	43.10	L	AB295059	25.19 L	
SX 450	03	AB281087	75.19	L	----	----	----	AB271089	43.10	L	AB295059	25.19 L	
SX 450	04 - 06	AB281125	54.33	L	----	----	----	AB271089	43.10	L	AB295059	25.19 L	
SX-F 450	07 - 10	AB281168	54.33	L	----	----	----	AB271089	43.10	L	AB295059	25.19 L	
SX-F 450	11 - 12	AB281168	54.33	L	132344	79.59	L	132650	21.35	L	132677	25.98 L	
SX-F 450	13 - 15	AB281125	54.33	L	132344	79.59	L	132650	21.35	L	132677	25.98 L	
SX-F 450	16	AB281125	54.33	L	132344	79.59	L	132650	21.35	L	----	----	
SXS 450	03	AB281087	75.19	L	----	----	----	AB271089	43.10	L	AB295059	25.19 L	
SXS 450	04	AB281088	76.25	L	----	----	----	AB271089	43.10	L	AB295059	25.19 L	
XC 450	04 - 07	AB281125	54.33	L	----	----	----	AB271089	43.10	L	AB295059	25.19 L	
XC-F 450	08 - 09	AB281168	54.33	L	----	----	----	AB271089	43.10	L	AB295059	25.19 L	
XC-F 450	13 - 15	AB281125	54.33	L	132344	79.59	L	132650	21.35	L	132677	25.98 L	
XC-F 450	16	AB281125	54.33	L	132344	79.59	L	----	----	----	----	----	
XCR-W 450	08	AB281125	54.33	L	----	----	----	AB271089	43.10	L	AB295059	25.19 L	
XC-W 450	07 - 16	AB281125	54.33	L	----	----	----	AB271089	43.10	L	AB295059	25.19 L	
EXC 500	12 - 16	AB281125	54.33	L	----	----	----	AB271089	43.10	L	AB295059	25.19 L	
EXC 500 SIX DAYS	16	AB281125	54.33	L	----	----	----	AB271089	43.10	L	AB295059	25.19 L	
XC-W 500	12 - 16	AB281125	54.33	L	----	----	----	AB271089	43.10	L	AB295059	25.19 L	
SX-F 505	08	AB281168	54.33	L	----	----	----	AB271089	43.10	L	AB295059	25.19 L	
XC-F 505	08 - 09	AB281168	54.33	L	----	----	----	AB271089	43.10	L	AB295059	25.19 L	
EXC 520	00 - 01	AB281087	75.19	L	----	----	----	AB271089	43.10	L	----	----	
EXC 520	02	AB281087	75.19	L	----	----	----	AB271089	43.10	L	AB295059	25.19 L	



## BEARING KITS CONTINUED

MODEL	YEARS	SWING ARM BEARING SEAL KIT			LINKAGE BEARING SEAL KIT			LOWER REAR SHOCK BEARING KIT			UPPER REAR SHOCK BEARING KIT		
<b>KTM CONTINUED</b>													
MXC 520	01	AB281087	75.19	L	----	----	----	AB271089	43.10	L	----	----	
MXC 520	02	AB281087	75.19	L	----	----	----	AB271089	43.10	L	AB295059	25.19 L	
SX 520	00 - 01	AB281087	75.19	L	----	----	----	AB271089	43.10	L	----	----	
SX 520	02	AB281087	75.19	L	----	----	----	AB271089	43.10	L	AB295059	25.19 L	
EXC 525	03	AB281087	75.19	L	----	----	----	AB271089	43.10	L	AB295059	25.19 L	
EXC 525	04 - 07	AB281125	54.33	L	----	----	----	AB271089	43.10	L	AB295059	25.19 L	
MXC-G 525	03	AB281087	75.19	L	----	----	----	AB271089	43.10	L	AB295059	25.19 L	
MXC-G 525	04 - 05	AB281125	54.33	L	----	----	----	AB271089	43.10	L	AB295059	25.19 L	
SMR 525	05	AB281125	54.33	L	----	----	----	AB271089	43.10	L	AB295059	25.19 L	
SX 525	03	AB281087	75.19	L	----	----	----	AB271089	43.10	L	AB295059	25.19 L	
SX 525	04 - 06	AB281125	54.33	L	----	----	----	AB271089	43.10	L	AB295059	25.19 L	
XC 525	06 - 07	AB281125	54.33	L	----	----	----	AB271089	43.10	L	AB295059	25.19 L	
XC-W 525	07	AB281125	54.33	L	----	----	----	AB271089	43.10	L	AB295059	25.19 L	
EXC 530	10 - 11	AB281125	54.33	L	----	----	----	AB271089	43.10	L	AB295059	25.19 L	
EXC-R 530	08 - 09	AB281125	54.33	L	----	----	----	AB271089	43.10	L	AB295059	25.19 L	
XCR-W 530	08	AB281125	54.33	L	----	----	----	AB271089	43.10	L	AB295059	25.19 L	
XC-W 530	09 - 11	AB281125	54.33	L	----	----	----	AB271089	43.10	L	AB295059	25.19 L	
SXS 540	01	AB281087	75.19	L	----	----	----	AB271089	43.10	L	----	----	
SXS 540	02 - 03	AB281087	75.19	L	----	----	----	AB271089	43.10	L	AB295059	25.19 L	
SXS 540	04 - 06	AB281125	54.33	L	----	----	----	AB271089	43.10	L	AB295059	25.19 L	
MXC 550	94 - 96	AB281087	75.19	L	----	----	----	----	----	----	----	----	
SMR 560	06 - 07	AB281125	54.33	L	----	----	----	AB271089	43.10	L	AB295059	25.19 L	
620 TXC	98	AB281087	75.19	L	----	----	----	----	----	----	----	----	
COMP LIMITED 620	97	AB281087	75.19	L	----	----	----	----	----	----	----	----	
Comp. 620	94 - 99	AB281087	75.19	L	----	----	----	----	----	----	----	----	
EGS 620	94 - 97	AB281087	75.19	L	----	----	----	----	----	----	----	----	
EGS-E 620	97	AB281087	75.19	L	----	----	----	----	----	----	----	----	
EXC 620	94 - 95	AB281087	75.19	L	----	----	----	----	----	----	----	----	
LC4 620	97 - 98	AB281087	75.19	L	----	----	----	----	----	----	----	----	
LC4 Comp 620	99	AB281087	75.19	L	----	----	----	----	----	----	----	----	
LC4 Super Moto 620	99	AB281087	75.19	L	----	----	----	----	----	----	----	----	
RXC 620	95 - 97	AB281087	75.19	L	----	----	----	----	----	----	----	----	
Super Moto 620	98	AB281087	75.19	L	----	----	----	----	----	----	----	----	
SX 620	97 - 99	AB281087	75.19	L	----	----	----	----	----	----	----	----	
SXC 620	97	AB281087	75.19	L	----	----	----	----	----	----	----	----	
TXC 620	98	AB281087	75.19	L	----	----	----	----	----	----	----	----	
SMC 625	04 - 06	AB281087	75.19	L	----	----	----	----	----	----	----	----	
SXC 625	03 - 05	AB281087	75.19	L	----	----	----	----	----	----	----	----	
640 LC4	98 - 02	AB281087	75.19	L	----	----	----	----	----	----	----	----	
640 LC4 Enduro	03 - 04	AB281087	75.19	L	----	----	----	----	----	----	----	----	
640 LC4 Supermoto	02 - 05	AB281087	75.19	L	----	----	----	----	----	----	----	----	
Adventure 640	98 - 07	AB281087	75.19	L	----	----	----	----	----	----	----	----	
LC4 640	05	AB281087	75.19	L	----	----	----	----	----	----	----	----	
SC Super Moto 640	00 - 01	AB281087	75.19	L	----	----	----	----	----	----	----	----	
Super Moto 640	99	AB281087	75.19	L	----	----	----	----	----	----	----	----	
660 RALLY FACTORY REPL.	06 - 07	AB281087	75.19	L	----	----	----	----	----	----	----	----	
660 RALLYE	01 - 05	AB281087	75.19	L	----	----	----	----	----	----	----	----	
ENDURO R 690	09 - 15	----	----	----	----	----	----	132677	25.98	L	----	----	
SMC 690	09 - 10	----	----	----	----	----	----	132677	25.98	L	----	----	
SUPERMOTO 690	07	----	----	----	----	----	----	132677	25.98	L	----	----	
<b>MONTESA</b>													
315R	97 - 98	131319	52.94	L	----	----	----	----	----	----	----	----	

- accessories
- body
- handlebar & grips
- cables & levers
- exhaust
- engine
- fuel & intake
- electrical & ignition
- clutch
- drive
- bearings
- brakes
- steering & suspension
- tires
- tools & shop

# STEERING & SUSPENSION



## BEARING KITS CONTINUED

MODEL	YEARS	SWING ARM BEARING SEAL KIT			LINKAGE BEARING SEAL KIT			LOWER REAR SHOCK BEARING KIT			UPPER REAR SHOCK BEARING KIT		
<b>MONTESA CONTINUED</b>													
315R	99 - 04	131319	52.94	L	131138	79.59	L	----	----	----	----	----	
4RT	05 - 07	131319	52.94	L	131138	79.59	L	----	----	----	----	----	
<b>SHERCO</b>													
TRIALS 0.80	04 - 10	132345	52.94	L	132342	79.59	L	132648	23.49	L	----	----	
TRIALS 0.80	11 - 13	132345	52.94	L	----	----	----	132648	23.49	L	----	----	
TRIALS 1.25	99 - 10	132345	52.94	L	132342	79.59	L	132648	23.49	L	----	----	
TRIALS 1.25	11	132345	52.94	L	----	----	----	132648	23.49	L	----	----	
TRIALS 1.25	12 - 14	132345	52.94	L	----	----	----	----	----	----	----	----	
TRIALS 2.0	99 - 09	132345	52.94	L	132342	79.59	L	132648	23.49	L	----	----	
ENDURO 2.5i	08 - 14	AB281196	50.83	L	----	----	----	----	----	----	----	----	
SX 2.5i	10	AB281196	50.83	L	----	----	----	----	----	----	----	----	
TRIALS 2.5	99 - 10	132345	52.94	L	132342	79.59	L	132648	23.49	L	----	----	
TRIALS 2.5	11	132345	52.94	L	----	----	----	132648	23.49	L	----	----	
TRIALS 2.5	12 - 13	132345	52.94	L	----	----	----	----	----	----	----	----	
TRIALS 2.9	99 - 10	132345	52.94	L	132342	79.59	L	132648	23.49	L	----	----	
TRIALS 2.9	11	132345	52.94	L	----	----	----	132648	23.49	L	----	----	
TRIALS 2.9	12 - 13	132345	52.94	L	----	----	----	----	----	----	----	----	
TRIALS 3.0	13	132345	52.94	L	----	----	----	----	----	----	----	----	
ENDURO 3.0i	10 - 14	AB281196	50.83	L	----	----	----	----	----	----	----	----	
SE-R 250 2T	14	AB281196	50.83	L	----	----	----	----	----	----	----	----	
SE-R 300 2T	14	AB281196	50.83	L	----	----	----	----	----	----	----	----	
TRIALS 3.2 4T	07 - 09	132345	52.94	L	132342	79.59	L	132648	23.49	L	----	----	
ENDURO 4.5i	04 - 12	AB281196	50.83	L	----	----	----	----	----	----	----	----	
SUPERMOTARD 4.5i	04 - 08	AB281196	50.83	L	----	----	----	----	----	----	----	----	
ENDURO 5.1i	07 - 12	AB281196	50.83	L	----	----	----	----	----	----	----	----	
SUPERMOTARD 5.1i	07 - 08	AB281196	50.83	L	----	----	----	----	----	----	----	----	
<b>SUZUKI</b>													
RM60	03	AB281067	50.83	L	AB271059	79.59	L	----	----	AB295040	22.98	L	
RM65	03 - 05	AB281067	50.83	L	AB271011	79.59	L	AB295022	15.99	L	----	----	
RM80	82 - 85	AB281107	50.83	L	----	----	----	----	----	----	----	----	
RM80	86 - 89	AB281069	60.36	L	----	----	----	----	----	----	----	----	
RM80	90	AB281070	60.36	L	AB271057	70.25	L	AB295009	22.98	L	AB295008	19.22	L
RM80	91 - 01	AB281063	61.42	L	AB271057	70.25	L	AB295009	22.98	L	AB295008	19.22	L
RM85	02	AB281063	61.42	L	AB271057	70.25	L	AB295009	22.98	L	AB295018	17.59	L
RM85	03	AB281089	61.42	L	AB271057	70.25	L	AB295009	22.98	L	AB295018	17.59	L
RM85	04	AB281089	61.42	L	AB271114	70.25	L	AB295051	23.49	L	AB295018	17.59	L
RM85	05 - 15	AB281089	61.42	L	AB271134	79.59	L	AB295025	15.99	L	AB295018	17.59	L
RM85L	03	AB281089	61.42	L	AB271057	70.25	L	AB295009	22.98	L	AB295018	17.59	L
RM85L	04	AB281089	61.42	L	AB271114	70.25	L	AB295051	23.49	L	AB295018	17.59	L
RM85L	05 - 15	AB281089	61.42	L	AB271134	79.59	L	AB295025	15.99	L	AB295018	17.59	L
RM100	03	AB281067	50.83	L	AB271014	79.59	L	AB295022	15.99	L	AB291002	21.35	L
DRZ110	03 - 05	AB281173	42.33	L	----	----	----	----	----	----	----	----	
DR125	86 - 88	AB281112	56.11	L	AB271113	79.59	L	----	----	----	----	----	
DR125SE	94 - 02	AB281112	56.11	L	AB271113	79.59	L	----	----	----	----	----	
DR-Z125	03 - 14	AB281121	49.75	L	AB271120	79.59	L	AB295024	16.84	L	----	----	
DR-Z125L	03 - 14	AB281121	49.75	L	AB271120	79.59	L	AB295024	16.84	L	----	----	
RM125	79 - 80	AB281102	69.89	L	----	----	----	----	----	----	----	----	
RM125	81 - 84	AB281008	69.89	L	----	----	----	----	----	----	----	----	
RM125	85 - 86	AB281008	69.89	L	----	----	----	AB291008	22.98	L	AB291008	22.98	L
RM125	87 - 88	AB281008	69.89	L	AB271076	79.59	L	AB291008	22.98	L	AB295050	23.49	L
RM125	89	AB281002	69.89	L	AB271075	79.59	L	AB295033	22.98	L	AB295050	23.49	L
RM125	90	AB281002	69.89	L	AB271071	79.59	L	AB295009	22.98	L	AB295050	23.49	L



## BEARING KITS CONTINUED

MODEL	YEARS	SWING ARM BEARING SEAL KIT		LINKAGE BEARING SEAL KIT		LOWER REAR SHOCK BEARING KIT		UPPER REAR SHOCK BEARING KIT					
<b>SUZUKI CONTINUED</b>													
RM125	91	AB281002	69.89	L	AB271072	79.59	L	AB295009	22.98	L	AB291011	22.98	L
RM125	92	AB281045	73.08	L	AB271074	79.59	L	AB295011	27.11	L	AB291011	22.98	L
RM125	93 - 95	AB281045	73.08	L	AB271069	79.59	L	AB295011	27.11	L	AB291011	22.98	L
RM125	96 - 97	AB281047	69.89	L	AB271064	79.59	L	AB295025	15.99	L	AB295054	22.98	L
RM125	98 - 99	AB281047	69.89	L	AB271053	79.59	L	AB295025	15.99	L	AB295054	22.98	L
RM125	00	AB281047	69.89	L	AB271043	70.25	L	AB295024	16.84	L	AB295054	22.98	L
RM125	01	AB281047	69.89	L	AB271131	79.59	L	AB295049	22.98	L	AB291003	21.35	L
RM125	02 - 03	AB281047	69.89	L	AB271132	79.59	L	AB295025	15.99	L	AB291003	21.35	L
RM125	04 - 08	AB281047	69.89	L	AB271127	79.59	L	AB295025	15.99	L	AB291003	21.35	L
SP125	86 - 88	AB281112	56.11	L	AB271113	79.59	L	AB295045	29.29	L	----		
TF125 (NZ AU)	79 - 11	132646	44.90	L	----			----			----		
TS125	71 - 81	132646	44.90	L	----			----			----		
PE175	82 - 84	AB281137	49.75	L	----			----			----		
RS175	80 - 82	AB281102	69.89	L	----			----			----		
DR200	86 - 88	AB281112	56.11	L	AB271113	79.59	L	AB295045	29.29	L	----		
DR200 SE	96 - 15	AB281112	56.11	L	AB271113	79.59	L	AB295045	29.29	L	----		
SP200	86 - 88	AB281112	56.11	L	AB271113	79.59	L	AB295045	29.29	L	----		
DR250	90 - 93	AB281105	63.53	L	AB271061	79.59	L	AB295033	22.98	L	----		
DR250S	90 - 95	AB281105	63.53	L	AB271061	79.59	L	AB295033	22.98	L	----		
DRZ250	01 - 07	AB281105	63.53	L	AB271060	79.59	L	AB295020	21.14	L	----		
RM250	79 - 80	AB281106	69.89	L	----			----			----		
RM250	81 - 83	AB281008	69.89	L	----			----			----		
RM250	84	AB281007	69.89	L	----			----			----		
RM250	85 - 86	AB281007	69.89	L	----			AB291008	22.98	L	AB291008	22.98	L
RM250	87 - 88	AB281001	69.89	L	AB271076	79.59	L	AB291008	22.98	L	AB295050	23.49	L
RM250	89	AB281045	73.08	L	AB271075	79.59	L	AB295033	22.98	L	AB295050	23.49	L
RM250	90	AB281045	73.08	L	AB271071	79.59	L	AB295009	22.98	L	AB295050	23.49	L
RM250	91	AB281045	73.08	L	AB271072	79.59	L	AB295009	22.98	L	AB291011	22.98	L
RM250	92	AB281045	73.08	L	AB271074	79.59	L	AB295011	27.11	L	AB291011	22.98	L
RM250	93 - 95	AB281045	73.08	L	AB271069	79.59	L	AB295011	27.11	L	AB291011	22.98	L
RM250	96 - 97	AB281047	69.89	L	AB271064	79.59	L	AB295025	15.99	L	AB295054	22.98	L
RM250	98 - 99	AB281047	69.89	L	AB271053	79.59	L	AB295025	15.99	L	AB295054	22.98	L
RM250	00	AB281047	69.89	L	AB271043	70.25	L	AB295024	16.84	L	AB295054	22.98	L
RM250	01	AB281047	69.89	L	AB271131	79.59	L	AB295049	22.98	L	AB291003	21.35	L
RM250	02 - 03	AB281047	69.89	L	AB271132	79.59	L	AB295025	15.99	L	AB291003	21.35	L
RM250	04 - 08	AB281047	69.89	L	AB271127	79.59	L	AB295025	15.99	L	AB291003	21.35	L
RMX250	89	AB281045	73.08	L	AB271075	79.59	L	AB295033	22.98	L	AB295050	23.49	L
RMX250	90	AB281045	73.08	L	AB271075	79.59	L	AB295009	22.98	L	AB295050	23.49	L
RMX250	91	AB281045	73.08	L	AB271136	79.59	L	AB295009	22.98	L	AB291011	22.98	L
RMX250	92 - 99	AB281045	73.08	L	AB271136	79.59	L	AB295011	27.11	L	AB291011	22.98	L
RMZ250	04 - 06	AB281115	69.89	L	AB271117	79.59	L	AB295022	15.99	L	AB291002	21.35	L
RMZ250	07 - 09	AB281047	69.89	L	AB271127	79.59	L	AB295025	15.99	L	AB291003	21.35	L
RMZ250	10 - 12	AB281047	69.89	L	132343	79.59	L	132348	22.49	L	AB291003	21.35	L
RMZ250	13 - 15	AB281047	69.89	L	132873	79.59	L	132348	22.49	L	AB291003	21.35	L
DR350	90 - 99	AB281105	63.53	L	AB271061	79.59	L	AB295033	22.98	L	----		
DR350SE	90 - 99	AB281105	63.53	L	AB271061	79.59	L	AB295033	22.98	L	----		
DRZ400E	00 - 07	AB281047	69.89	L	AB271043	70.25	L	AB295024	16.84	L	AB295054	22.98	L
DRZ400K	00 - 03	AB281047	69.89	L	AB271043	70.25	L	AB295024	16.84	L	AB295054	22.98	L
DRZ400S	00 - 15	AB281047	69.89	L	AB271043	70.25	L	AB295024	16.84	L	AB295054	22.98	L
DRZ400SM	05 - 15	AB281047	69.89	L	AB271043	70.25	L	AB295024	16.84	L	AB295054	22.98	L
RMX450	10 - 11	AB281047	69.89	L	132343	79.59	L	132348	22.49	L	AB291003	21.35	L
RMZ450	05 - 09	AB281047	69.89	L	AB271127	79.59	L	AB295025	15.99	L	AB291003	21.35	L
RMZ450	10 - 12	AB281047	69.89	L	132343	79.59	L	132348	22.49	L	AB291003	21.35	L
RMZ450	13 - 15	AB281047	69.89	L	132873	79.59	L	132348	22.49	L	AB291003	21.35	L

- accessories
- body
- handlebar & grips
- cables & levers
- exhaust
- engine
- fuel & intake
- electrical & ignition
- clutch
- drive
- bearings
- brakes
- steering & suspension
- tires
- tools & shop

# STEERING & SUSPENSION



## BEARING KITS CONTINUED

MODEL	YEARS	SWING ARM BEARING SEAL KIT			LINKAGE BEARING SEAL KIT			LOWER REAR SHOCK BEARING KIT			UPPER REAR SHOCK BEARING KIT		
<b>SUZUKI CONTINUED</b>													
RM465	81 - 82	AB281008	69.89	L	----	----	----	----	----	----	----	----	
RM500	83 - 84	AB281008	69.89	L	----	----	----	----	----	----	----	----	
DR650SE	90 - 95	AB281104	63.53	L	AB271103	79.59	L	AB291008	22.98	L	----	----	
DR650SE	96 - 14	AB281105	63.53	L	AB271104	79.59	L	AB295020	21.14	L	----	----	
XF650 FREEWIND (Euro)	97 - 01	AB281105	63.53	L	AB271104	79.59	L	----	----	----	----	----	
<b>TM</b>													
MX 85	06 - 09	----	----	----	AB271164	79.59	L	AB295057	23.49	L	----	----	
EN 125	96 - 04	AB281183	52.94	L	AB271155	79.59	L	AB295057	23.49	L	----	----	
EN 125	05 - 06	AB281183	52.94	L	AB271156	79.59	L	AB295058	23.49	L	----	----	
EN 125	07	AB281183	52.94	L	AB271163	79.59	L	AB295061	27.71	L	----	----	
EN 125	08 - 11	----	----	----	AB271163	79.59	L	AB295061	27.71	L	----	----	
MX 125	96 - 04	AB281183	52.94	L	AB271155	79.59	L	AB295057	23.49	L	----	----	
MX 125	05 - 06	AB281183	52.94	L	AB271156	79.59	L	AB295058	23.49	L	----	----	
MX 125	07	AB281183	52.94	L	AB271163	79.59	L	AB295061	27.71	L	----	----	
MX 125	08 - 11	----	----	----	AB271163	79.59	L	AB295061	27.71	L	----	----	
SMR 125	09	----	----	----	AB271163	79.59	L	AB295061	27.71	L	----	----	
SMX 125	05 - 06	AB281183	52.94	L	AB271157	79.59	L	AB295057	23.49	L	----	----	
SMX 125	07	AB281183	52.94	L	AB271163	79.59	L	AB295061	27.71	L	----	----	
SMX 125	08	----	----	----	AB271163	79.59	L	AB295061	27.71	L	----	----	
EN 144	08 - 11	----	----	----	AB271163	79.59	L	AB295061	27.71	L	----	----	
MX 144	08 - 11	----	----	----	AB271163	79.59	L	AB295061	27.71	L	----	----	
EN 250	96 - 04	AB281183	52.94	L	AB271155	79.59	L	AB295057	23.49	L	----	----	
EN 250	05 - 06	AB281183	52.94	L	AB271156	79.59	L	AB295058	23.49	L	----	----	
EN 250	07	AB281183	52.94	L	AB271163	79.59	L	AB295061	27.71	L	----	----	
EN 250	08 - 11	----	----	----	AB271163	79.59	L	AB295061	27.71	L	----	----	
EN 250F	02 - 04	AB281183	52.94	L	AB271155	79.59	L	AB295057	23.49	L	----	----	
EN 250F	05 - 06	AB281183	52.94	L	AB271156	79.59	L	AB295058	23.49	L	----	----	
EN 250F	07	AB281183	52.94	L	AB271163	79.59	L	AB295061	27.71	L	----	----	
EN 250F	08 - 11	----	----	----	AB271163	79.59	L	AB295061	27.71	L	----	----	
MX 250	96 - 04	AB281183	52.94	L	AB271155	79.59	L	AB295057	23.49	L	----	----	
MX 250	05 - 06	AB281183	52.94	L	AB271156	79.59	L	AB295058	23.49	L	----	----	
MX 250	07	AB281183	52.94	L	AB271163	79.59	L	AB295061	27.71	L	----	----	
MX 250	08 - 11	----	----	----	AB271163	79.59	L	AB295061	27.71	L	----	----	
MX 250F	02 - 04	AB281183	52.94	L	AB271155	79.59	L	AB295057	23.49	L	----	----	
MX 250F	05 - 06	AB281183	52.94	L	AB271156	79.59	L	AB295058	23.49	L	----	----	
MX 250F	07	AB281183	52.94	L	AB271163	79.59	L	AB295061	27.71	L	----	----	
MX 250F	08	----	----	----	AB271163	79.59	L	AB295061	27.71	L	----	----	
EN 300	97 - 04	AB281183	52.94	L	AB271155	79.59	L	AB295057	23.49	L	----	----	
EN 300	05 - 06	AB281183	52.94	L	AB271156	79.59	L	AB295058	23.49	L	----	----	
EN 300	07	AB281183	52.94	L	AB271163	79.59	L	AB295061	27.71	L	----	----	
EN 300	08 - 11	----	----	----	AB271163	79.59	L	AB295061	27.71	L	----	----	
MX 300	97 - 04	AB281183	52.94	L	AB271155	79.59	L	AB295057	23.49	L	----	----	
MX 300	05 - 06	AB281183	52.94	L	AB271156	79.59	L	AB295058	23.49	L	----	----	
MX 300	07	AB281183	52.94	L	AB271163	79.59	L	AB295061	27.71	L	----	----	
MX 300	08 - 11	----	----	----	AB271163	79.59	L	AB295061	27.71	L	----	----	
EN 400F	02 - 03	AB281183	52.94	L	AB271155	79.59	L	AB295057	23.49	L	----	----	
MX 400F	02 - 03	AB281183	52.94	L	AB271155	79.59	L	AB295057	23.49	L	----	----	
EN 450F	04	AB281183	52.94	L	AB271155	79.59	L	AB295057	23.49	L	----	----	
EN 450F	05 - 06	AB281183	52.94	L	AB271156	79.59	L	AB295058	23.49	L	----	----	
EN 450F	07	AB281183	52.94	L	AB271163	79.59	L	AB295061	27.71	L	----	----	
EN 450F	08 - 11	----	----	----	AB271163	79.59	L	AB295061	27.71	L	----	----	
MX 450F	04	AB281183	52.94	L	AB271155	79.59	L	AB295057	23.49	L	----	----	



## BEARING KITS CONTINUED

MODEL	YEARS	SWING ARM BEARING SEAL KIT			LINKAGE BEARING SEAL KIT			LOWER REAR SHOCK BEARING KIT			UPPER REAR SHOCK BEARING KIT		
<b>TM CONTINUED</b>													
MX 450F	05 - 06	AB281183	52.94	L	AB271156	79.59	L	AB295058	23.49	L	----		
MX 450F	07	AB281183	52.94	L	AB271163	79.59	L	AB295061	27.71	L	----		
MX 450F	08 - 11	----			AB271163	79.59	L	AB295061	27.71	L	----		
SM 450F	08	----			AB271163	79.59	L	AB295061	27.71	L	----		
SMR 450F	09	----			AB271163	79.59	L	AB295061	27.71	L	----		
SMX 450F	05 - 06	AB281183	52.94	L	AB271157	79.59	L	AB295057	23.49	L	----		
SMX 450F	07	AB281183	52.94	L	AB271163	79.59	L	AB295061	27.71	L	----		
EN 530F	02 - 04	AB281183	52.94	L	AB271155	79.59	L	AB295057	23.49	L	----		
EN 530F	05 - 06	AB281183	52.94	L	AB271156	79.59	L	AB295058	23.49	L	----		
EN 530F	07	AB281183	52.94	L	AB271163	79.59	L	AB295061	27.71	L	----		
EN 530F	08 - 11	----			AB271163	79.59	L	AB295061	27.71	L	----		
MX 530F	02 - 04	AB281183	52.94	L	AB271155	79.59	L	AB295057	23.49	L	----		
MX 530F	05 - 06	AB281183	52.94	L	AB271156	79.59	L	AB295058	23.49	L	----		
MX 530F	07	AB281183	52.94	L	AB271163	79.59	L	AB295061	27.71	L	----		
MX 530F	08 - 11	----			AB271163	79.59	L	AB295061	27.71	L	----		
SMR 530F	08 - 09	----			AB271163	79.59	L	AB295061	27.71	L	----		
SMX 660	06	AB281183	52.94	L	AB271157	79.59	L	AB295057	23.49	L	----		
SMX 660	07	AB281183	52.94	L	AB271163	79.59	L	AB295061	27.71	L	----		
SMX 660F	08 - 09	----			AB271163	79.59	L	AB295061	27.71	L	----		
SMX 660S	05	AB281183	52.94	L	AB271157	79.59	L	AB295057	23.49	L	----		
<b>YAMAHA</b>													
YZ80	84 - 92	AB281060	47.64	L	AB271001	70.25	L	----			----		
YZ80	93 - 98	AB281062	47.64	L	AB271058	79.59	L	AB295013	22.49	L	----		
YZ80	99 - 01	AB281061	47.64	L	AB271058	79.59	L	AB295013	22.49	L	----		
YZ85	02	AB281061	47.64	L	AB271058	79.59	L	AB295013	22.49	L	----		
YZ85	03 - 16	AB281061	47.64	L	AB271095	79.59	L	AB295015	19.22	L	----		
DT100	74 - 76	AB501011	36.38	L	----			----			----		
YZ100	76 - 81	AB501011	36.38	L	----			----			----		
DT X 125 (EURO)	05 - 06	133277	42.00	L	----			----			----		
DT125	78 - 81	AB501011	36.38	L	----			----			----		
DT125 (EURO)	99 - 06	133277	42.00	L	----			----			----		
IT125	80 - 81	AB501011	36.38	L	----			----			----		
MX125	74 - 76	AB501011	36.38	L	----			----			----		
TT125	00	AB281098	47.61	L	----			----			----		
TTR125 Drum Brake	00 - 09	AB281098	47.61	L	AB271097	70.25	L	----			----		
TTR125L Disc Brake	00 - 15	AB281098	47.61	L	AB271097	70.25	L	----			----		
YZ125	74	AB281135	35.75	L	----			----			----		
YZ125	80 - 82	AB281143	49.75	L	----			----			----		
YZ125	83 - 85	AB281022	66.72	L	AB271109	79.59	L	AB295027	22.02	L	AB291020	25.98 L	
YZ125	86	AB281024	69.89	L	AB271081	79.59	L	AB295027	22.02	L	AB291020	25.98 L	
YZ125	87	AB281031	69.89	L	AB271080	79.59	L	AB295027	22.02	L	AB291020	25.98 L	
YZ125	88	AB281071	68.83	L	AB271080	79.59	L	AB295027	22.02	L	AB291020	25.98 L	
YZ125	89 - 92	AB281071	68.83	L	AB271084	79.59	L	AB295013	22.49	L	AB291010	22.49 L	
YZ125	93	AB281077	68.83	L	AB271088	79.59	L	AB295016	22.02	L	AB291010	22.49 L	
YZ125	94 - 97	AB281078	68.83	L	AB271088	79.59	L	AB295016	22.02	L	AB291010	22.49 L	
YZ125	98	AB281076	68.83	L	AB271088	79.59	L	AB295016	22.02	L	AB291016	21.35 L	
YZ125	99 - 00	AB281073	69.89	L	AB271088	79.59	L	AB295016	22.02	L	AB291016	21.35 L	
YZ125	01	AB281073	69.89	L	AB271067	79.59	L	AB295015	19.22	L	AB291016	21.35 L	
YZ125	02 - 04	AB281072	69.89	L	AB271065	79.59	L	AB295015	19.22	L	AB291016	21.35 L	
YZ125	05	AB281161	69.89	L	AB271129	79.59	L	AB295015	19.22	L	AB291016	21.35 L	
YZ125	06 - 16	AB281160	69.89	L	AB271170	79.59	L	AB295015	19.22	L	AB291016	21.35 L	
DT175	74 - 76	AB281135	35.75	L	----			----			----		
DT175	78 - 81	AB501011	36.38	L	----			----			----		

- accessories
- body
- handlebar & grips
- cables & levers
- exhaust
- engine
- fuel & intake
- electrical & ignition
- clutch
- drive
- bearings
- brakes
- steering & suspension
- tires
- tools & shop

# STEERING & SUSPENSION



## BEARING KITS CONTINUED

MODEL	YEARS	SWING ARM BEARING SEAL KIT		LINKAGE BEARING SEAL KIT		LOWER REAR SHOCK BEARING KIT		UPPER REAR SHOCK BEARING KIT		
<b>YAMAHA CONTINUED</b>										
IT175	80 - 83	AB281143	49.75	L	----	----	----	----	----	
MX175	74 - 75	AB281135	35.75	L	----	----	----	----	----	
MX175	79 - 81	AB501011	36.38	L	----	----	----	----	----	
TY175	76	AB281135	35.75	L	----	----	----	----	----	
YZ175	76	AB501011	36.38	L	----	----	----	----	----	
RT180	90 - 98	AB281147	40.22	L	----	----	----	----	----	
AG200	84 - 06	AB281162	45.53	L	----	----	----	----	----	
IT200	84 - 86	AB281136	39.17	L	----	----	----	----	----	
TW200 Trailway	87 - 16	AB281126	49.75	L	----	----	----	----	----	
WR200	92	AB281148	49.75	L	AB271159	79.59	L	AB295013	22.49	L
TT225	86 - 87	AB281122	49.75	L	----	----	----	----	----	
TTR225	99 - 04	AB281122	49.75	L	----	----	----	----	----	
XT225	92 - 07	AB281122	49.75	L	----	----	----	----	----	
TTR230	05 - 15	AB281122	49.75	L	AB271143	79.59	L	----	----	
IT250	83	AB281136	39.17	L	----	----	----	----	----	
TTR250	99 - 06	AB281096	47.64	L	AB271094	79.59	L	AB295013	22.49	L
WR250	91 - 93	AB281075	68.83	L	AB271084	79.59	L	AB295013	22.49	L
WR250	94 - 97	AB281078	68.83	L	AB271088	79.59	L	AB295016	22.02	L
WR250F	01	AB281073	69.89	L	AB271067	79.59	L	AB295015	19.22	L
WR250F	02 - 04	AB281072	69.89	L	AB271065	79.59	L	AB295015	19.22	L
WR250F	05	AB281072	69.89	L	AB271128	79.59	L	AB295015	19.22	L
WR250F	06	AB281158	69.89	L	AB271142	79.59	L	AB295015	19.22	L
WR250F	07 - 14	AB281158	69.89	L	AB271145	79.59	L	AB295015	19.22	L
WR250F	15	132346	69.89	L	AB271171	79.59	L	AB295015	19.22	L
WR250R DUAL SPORT	08 - 16	AB281201	69.89	L	AB271178	79.59	L	132349	23.49	L
WR250X SUPERMOTO	08 - 11	AB281201	69.89	L	AB271178	79.59	L	132349	23.49	L
XT250	84	AB281150	49.75	L	----	----	----	----	----	
XT250	08 - 16	AB281192	40.22	L	----	----	----	----	----	
XTZ 250 (SA)	07 - 12	AB281192	40.22	L	----	----	----	----	----	
YZ250	75 - 76	AB281176	63.53	L	----	----	----	----	----	
YZ250	77 - 79	AB281185	52.94	L	----	----	----	----	----	
YZ250	80 - 82	AB281143	49.75	L	----	----	----	----	----	
YZ250	83 - 85	AB281026	69.89	L	AB271109	79.59	L	AB295027	22.02	L
YZ250	86	AB281025	69.89	L	AB271081	79.59	L	AB295027	22.02	L
YZ250	87	AB281032	69.89	L	AB271081	79.59	L	AB295027	22.02	L
YZ250	88	AB281075	68.83	L	AB271080	79.59	L	AB295027	22.02	L
YZ250	89	AB281075	68.83	L	AB271080	79.59	L	AB295027	22.02	L
YZ250	90 - 92	AB281075	68.83	L	AB271084	79.59	L	AB295013	22.49	L
YZ250	93 - 97	AB281078	68.83	L	AB271088	79.59	L	AB295016	22.02	L
YZ250	98	AB281076	68.83	L	AB271088	79.59	L	AB295016	22.02	L
YZ250	99 - 00	AB281073	69.89	L	AB271088	79.59	L	AB295016	22.02	L
YZ250	01	AB281073	69.89	L	AB271067	79.59	L	AB295015	19.22	L
YZ250	02 - 04	AB281072	69.89	L	AB271065	79.59	L	AB295015	19.22	L
YZ250	05	AB281072	69.89	L	AB271129	79.59	L	AB295015	19.22	L
YZ250	06 - 16	AB281158	69.89	L	AB271170	79.59	L	AB295015	19.22	L
YZ250F	01	AB281073	69.89	L	AB271067	79.59	L	AB295015	19.22	L
YZ250F	02 - 04	AB281072	69.89	L	AB271065	79.59	L	AB295015	19.22	L
YZ250F	05	AB281072	69.89	L	AB271128	79.59	L	AB295015	19.22	L
YZ250F	06	AB281158	69.89	L	AB271145	79.59	L	AB295015	19.22	L
YZ250F	07	AB281158	69.89	L	AB271129	79.59	L	AB295015	19.22	L
YZ250F	08	AB281158	69.89	L	AB271145	79.59	L	AB295015	19.22	L
YZ250F	09	AB281158	69.89	L	AB271171	79.59	L	AB295015	19.22	L
YZ250F	10 - 13	AB281158	69.89	L	AB271177	79.59	L	AB295015	19.22	L
YZ250F	14 - 16	132346	69.89	L	AB271171	79.59	L	AB295015	19.22	L



## BEARING KITS CONTINUED

MODEL	YEARS	SWING ARM BEARING SEAL KIT		LINKAGE BEARING SEAL KIT		LOWER REAR SHOCK BEARING KIT		UPPER REAR SHOCK BEARING KIT					
<b>YAMAHA CONTINUED</b>													
YZ250FX	15	132346	69.89	L	AB271171	79.59	L	AB295015	19.22	L	AB291016	21.35	L
YZ250X	16	AB281158	69.89	L	AB271170	79.59	L	AB295015	19.22	L	AB291016	21.35	L
TT350	86	AB281140	43.86	L	----	----	----	----	----	----	----	----	----
TT350	87	AB281140	43.86	L	----	----	----	----	----	----	AB295027	22.02	L
XT350	85 - 00	AB281150	49.75	L	----	----	----	----	----	----	----	----	----
IT400	76	AB281176	63.53	L	----	----	----	----	----	----	----	----	----
IT400	79	AB281185	52.94	L	----	----	----	----	----	----	----	----	----
MX400	75	AB281176	63.53	L	----	----	----	----	----	----	----	----	----
WR400F	98	AB281076	68.83	L	AB271088	79.59	L	AB295016	22.02	L	AB291016	21.35	L
WR400F	99 - 00	AB281073	69.89	L	AB271088	79.59	L	AB295016	22.02	L	AB291016	21.35	L
YZ400	76	AB281176	63.53	L	----	----	----	----	----	----	----	----	----
YZ400	77 - 79	AB281185	52.94	L	----	----	----	----	----	----	----	----	----
YZ400F	98	AB281076	68.83	L	AB271088	79.59	L	AB295016	22.02	L	AB291016	21.35	L
YZ400F	99	AB281073	69.89	L	AB271088	79.59	L	AB295016	22.02	L	AB291016	21.35	L
WR426F	01	AB281073	69.89	L	AB271067	79.59	L	AB295015	19.22	L	AB291016	21.35	L
WR426F	02	AB281072	69.89	L	AB271065	79.59	L	AB295015	19.22	L	AB291016	21.35	L
YZ426F	00	AB281073	69.89	L	AB271088	79.59	L	AB295016	22.02	L	AB291016	21.35	L
YZ426F	01	AB281073	69.89	L	AB271067	79.59	L	AB295015	19.22	L	AB291016	21.35	L
YZ426F	02	AB281072	69.89	L	AB271065	79.59	L	AB295015	19.22	L	AB291016	21.35	L
WR450F	03 - 04	AB281072	69.89	L	AB271065	79.59	L	AB295015	19.22	L	AB291016	21.35	L
WR450F	05	AB281072	69.89	L	AB271128	79.59	L	AB295015	19.22	L	AB291016	21.35	L
WR450F	06	AB281158	69.89	L	AB271142	79.59	L	AB295015	19.22	L	AB291016	21.35	L
WR450F	07 - 15	AB281158	69.89	L	AB271145	79.59	L	AB295015	19.22	L	AB291016	21.35	L
YZ450F	03 - 04	AB281072	69.89	L	AB271065	79.59	L	AB295015	19.22	L	AB291016	21.35	L
YZ450F	05	AB281072	69.89	L	AB271128	79.59	L	AB295015	19.22	L	AB291016	21.35	L
YZ450F	06 - 08	AB281158	69.89	L	AB271145	79.59	L	AB295015	19.22	L	AB291016	21.35	L
YZ450F	09	AB281158	69.89	L	AB271171	79.59	L	AB295015	19.22	L	AB291016	21.35	L
YZ450F	10 - 16	132346	69.89	L	AB271171	79.59	L	AB295015	19.22	L	AB291016	21.35	L
IT465	81 - 82	AB281143	49.75	L	----	----	----	----	----	----	----	----	----
YZ465	80 - 81	AB281143	49.75	L	----	----	----	----	----	----	----	----	----
IT490	83 - 84	AB281026	69.89	L	AB271109	79.59	L	AB295027	22.02	L	----	----	----
YZ490	82	AB281143	49.75	L	----	----	----	----	----	----	----	----	----
YZ490	83 - 85	AB281026	69.89	L	AB271109	79.59	L	AB295027	22.02	L	AB291020	25.98	L
YZ490	86 - 87	AB281025	69.89	L	AB271081	79.59	L	AB295027	22.02	L	AB291020	25.98	L
YZ490	88 - 90	AB281075	68.83	L	AB271081	79.59	L	AB295027	22.02	L	AB291020	25.98	L
TT500	76 - 81	AB281176	63.53	L	----	----	----	----	----	----	----	----	----
WR500	92 - 93	AB281075	68.83	L	AB271084	79.59	L	AB295013	22.49	L	AB291010	22.49	L
XT500	76 - 82	AB281176	63.53	L	----	----	----	----	----	----	----	----	----
TT600	83 - 86	AB281153	49.75	L	----	----	----	----	----	----	----	----	----
XT600	84 - 89	AB281151	49.75	L	----	----	----	----	----	----	----	----	----
XT600	90 - 95	AB281152	49.75	L	----	----	----	----	----	----	----	----	----
XT600 (SA)	96 - 02	AB281152	49.75	L	----	----	----	----	----	----	----	----	----
XT600E (Euro)	96 - 02	AB281152	49.75	L	----	----	----	----	----	----	----	----	----

- accessories
- body
- handlebar & grips
- cables & levers
- exhaust
- engine
- fuel & intake
- electrical & ignition
- clutch
- drive
- bearings
- brakes
- steering & suspension**
- tires
- tools & shop



# STEERING & SUSPENSION



## PROX DIRT BIKE SWINGARM & LINKAGE BEARING KITS



### SWINGARM BEARINGS

ProX Racing Parts swing arm kits are available for Off Road and ATV applications. The complete rebuild kits come with all necessary parts you need to completely rebuild your swing arm.

- Bushings are case hardened and plated to prevent wear and corrosion.
- Pins are through hardened and precision ground.
- Needle bearings are made from 52100 bearing steel, ARC61-65 heat treated and have a ST13 steel shell.
- The washers are made from Teflon for increased service life.

### SWINGARM LINKAGE

ProX Racing Parts linkage rebuild kits are available for Off Road applications. The complete rebuild kits come with all necessary parts you need to completely rebuild your linkage arms.

- The shafts supplied are made from 52100 bearing steel and precision ground.
- Needle bearings are made from 52100 bearing steel, ARC61-65 heat treated and have a ST13 steel shell.
- Bushings are case hardened and plated to prevent wear and corrosion.
- All linkage kits include the lower shock bearing kits.

APPLICATION	YEAR	SWINGARM BEARING KIT	LINKAGE BEARING KIT
<b>GAS GAS</b>			
MC 125	01-09	107095* 68.58 G	106985* 88.76 G
EC 125	01-11	107095* 68.58 G	106985* 88.76 G
SM 125	03-09	107095* 68.58 G	106985* 88.76 G
EC 200	99-11	107095* 68.58 G	106985* 88.76 G
MC 250	99-09	107095* 68.58 G	106985* 88.76 G
EC 250	96-11	107095* 68.58 G	106985* 88.76 G
EC 250	12-13	107095* 68.58 G	-----
SM 250	03-05	107095* 68.58 G	106985* 88.76 G
EC250F	10	107095* 68.58 G	106985* 88.76 G
EC 300	99-11	107095* 68.58 G	106985* 88.76 G
EC 300	12-13	107095* 68.58 G	-----
EC 450 F	03-09	107095* 68.58 G	106985* 88.76 G
Pampera 450	07	107095* 68.58 G	106985* 88.76 G
<b>HONDA</b>			
Z-50 / R	73-99	107126* 57.55 G	-----
XR 50 R	00-03	107126* 57.55 G	-----
CRF 50 F	04-15	107126* 57.55 G	-----
XR 70 R	97-03	107126* 57.55 G	-----
CRF 70 F	04-12	107126* 57.55 G	-----
CR 80	85	-----	106980* 99.33 G
CR 80	86-87	107031* 55.05 G	106980* 99.33 G
CR 80	88-95	107031* 55.05 G	106919* 82.54 G
CR 80	96-97	107030 64.40 G	106940* 62.69 G
CR 80	98-99	107032* 55.05 G	106940* 62.69 G
CR 80	00-02	107033* 50.87 G	106940* 62.69 G
XR 80 R	85-03	107080* 46.16 G	106966* 83.07 G
CRF 80 F	04-13	107080* 46.16 G	106966* 83.07 G
CR 85	03-07	107033* 50.87 G	106940* 62.69 G
XR 100 R	85-00	107080* 46.16 G	106966* 83.07 G
XR 100 R	01-03	107080* 46.16 G	106965* 83.07 G
CRF 100 F	04-13	107080* 46.16 G	106965* 83.07 G
CR 125	82-84	107109* 63.88 G	-----
CR 125	85	107023* 62.31 G	106924 88.76 G
CR 125	86	107024* 68.56 G	106924 88.76 G
CR 125	87-88	107023* 62.31 G	106924 88.76 G
CR 125	89	107041* 68.56 G	106930* 88.76 G
CR 125	90	107040* 68.56 G	106930* 88.76 G
CR 125	91-92	107041* 68.56 G	106926* 88.76 G

APPLICATION	YEAR	SWINGARM BEARING KIT	LINKAGE BEARING KIT
<b>HONDA CONTINUED</b>			
CR 125	93	107047 68.56 G	106945* 88.76 G
CR 125	94-95	107047 68.56 G	106932* 88.76 G
CR 125	96	107047 68.56 G	106933* 88.76 G
CR 125	97	107047 68.56 G	106934* 88.76 G
CR 125	98-99	107047 68.56 G	106918* 88.76 G
CR 125	00-01	107047 68.56 G	106915* 88.76 G
CR 125	02-07	107046* 68.56 G	106989 88.76 G
CRF 150 R	07-15	107033* 50.87 G	107006* 87.20 G
CRF 150 F	03-15	107083* 49.87 G	106970* 81.60 G
XR 200 R	84-87	107053* 68.56 G	-----
XR 200 R	88-89	107035* 68.56 G	-----
XR 200 R	90-91	107035* 68.56 G	106931* 84.32 G
XR 200 R	93-02	107035* 68.56 G	106931* 84.32 G
CRF 230 F	03-15	107083* 49.87 G	106970* 81.60 G
CRF 230 L	08-09	107136* 50.87 G	107012* 91.43 G
CR 250	78-80	107108* 54.21 G	-----
CR 250	82-84	107109* 63.88 G	-----
CR 250	85	107023* 62.31 G	106924 88.76 G
CR 250	86	107024* 68.56 G	106924 88.76 G
CR 250	87	107023* 62.31 G	106924 88.76 G
CR 250	88	107041* 68.56 G	-----
CR 250	89-90	107041* 68.56 G	106930* 88.76 G
CR 250	91	107041* 68.56 G	106926* 88.76 G
CR 250	92-93	107045 68.56 G	106945* 88.76 G
CR 250	94	107045 68.56 G	106932* 88.76 G
CR 250	95	107045 68.56 G	106932* 88.76 G
CR 250	96	107045 68.56 G	106933* 88.76 G
CR 250	97	107045 68.56 G	106917* 88.76 G
CR 250	98-99	107045 68.56 G	106918* 88.76 G
CR 250	00-01	107045 68.56 G	106915* 88.76 G
CR 250	02-07	107044* 68.56 G	106989 88.76 G
CRF 250 R	04-09	107101* 68.58 G	106989 88.76 G
CRF 250 R	10-13	107102* 68.58 G	107015 91.43 G
CRF 250 R	14-15	-----	107015 91.43 G
CRF 250 X	04-15	107101* 68.58 G	106989 88.76 G
XR 250 R	81-82	107084* 65.45 G	-----
XR 250 R	84-85	107053* 68.56 G	-----
XR 250 R	86-87	107053* 68.56 G	106941* 88.76 G

## PROX DIRT BIKE SWINGARM & LINKAGE KITS CONTINUED

APPLICATION	YEAR	SWINGARM BEARING KIT	LINKAGE BEARING KIT
<b>HONDA CONTINUED</b>			
XR 250 R	88-95	107035* 68.56 G	106941* 88.76 G
XR 250 R	96-04	-----	106943* 88.76 G
XL 350 R	84-85	107054* 68.56 G	-----
XR 350 R	83-84	107054* 68.56 G	-----
XR 350 R	85	107054* 68.56 G	106941* 88.76 G
XR 400 R	96-97	-----	106943* 88.76 G
XR 400 R	98-04	-----	106942* 88.76 G
CRF 450 R	02-04	107044* 68.56 G	106989 88.76 G
CRF 450 R	05-08	107102* 68.58 G	106989 88.76 G
CRF 450 R	09-12	107102* 68.58 G	107015 91.43 G
CRF 450 R	13-15	-----	107015 91.43 G
CRF 450 X	05-15	107102* 68.58 G	106989 88.76 G
CR 480	82-83	107109* 63.88 G	-----
CR 500	84	107109* 63.88 G	-----
CR 500	85	107023* 62.31 G	106924 88.76 G
CR 500	86	107024* 68.56 G	106924 88.76 G
CR 500	87-88	107023* 62.31 G	106924 88.76 G
CR 500	89-90	107041* 68.56 G	106930* 88.76 G
CR 500	91-92	107041* 68.56 G	106926* 88.76 G
CR 500	93	107041* 68.56 G	106927* 88.76 G
CR 500	94	107041* 68.56 G	106927* 88.76 G
CR 500	95	107041* 68.56 G	106928* 88.76 G
CR 500	96-01	107041* 68.56 G	106929* 88.76 G
XL 500 R	82	107084* 65.45 G	-----
XL 500 S	81	107084* 65.45 G	-----
XR 500 R	81-82	107084* 65.45 G	-----
XR 500 R	83-84	107054* 68.56 G	-----
XL 600 R	83-87	107054* 68.56 G	-----
XR 600 R	85-87	107054* 68.56 G	106941* 88.76 G
XR 600 R	88-00	107034* 68.56 G	106941* 88.76 G
XR 650 L	93-15	107034* 68.56 G	106941* 88.76 G
XR 650 R	00-07	107091 68.58 G	106981* 81.60 G

<b>HUSQVARNA</b>			
TC 85	14-15	107077* 73.76 G	-----
CR 125	96-01	107096* 61.21 G	106986* 86.20 G
CR 125	02-04	107096* 61.21 G	106996* 95.77 G
CR 125	06-08	107096* 61.21 G	107004* 95.77 G
CR 125	09	107138* 63.88 G	107016* 106.27 G
CR 125	10-13	107138* 63.88 G	107016* 106.27 G
WR 125	96-00	107096* 61.21 G	113295* 106.27 G
WR 125	01	107096* 61.21 G	106986* 86.20 G
WR 125	02-04	107096* 61.21 G	106996* 95.77 G
WR 125	06-08	107096* 61.21 G	107004* 95.77 G
WR 125	09	107138* 63.88 G	107016* 106.27 G
WR 125	10-13	107138* 63.88 G	107016* 106.27 G
TC 125	14-15	107127* 55.42 G	113717* 91.43 G
TE 125	14-15	107127* 55.42 G	113717* 91.43 G
CR 250	96-01	107096* 61.21 G	106986* 86.20 G
CR 250	02-04	107096* 61.21 G	106996* 95.77 G
WR 250	96-00	107096* 61.21 G	113295* 106.27 G
WR 250	01	107096* 61.21 G	106986* 86.20 G
WR 250	02-04	107096* 61.21 G	106996* 95.77 G
WR 250	06-13	107096* 61.21 G	107004* 95.77 G
TC 250	03-04	107096* 61.21 G	-----
TC 250	05-07	107096* 61.21 G	107005* 88.76 G
TC 250	08-13	107138* 63.88 G	107016* 106.27 G
TE 250	03-04	107096* 61.21 G	-----
TE 250	05-07	107096* 61.21 G	107005* 88.76 G
TE 250	08-13	107138* 63.88 G	107016* 106.27 G
TXC 250	08-13	107138* 63.88 G	107016* 106.27 G
TC 250 2-Stroke	14-15	107127* 55.42 G	113717* 91.43 G

APPLICATION	YEAR	SWINGARM BEARING KIT	LINKAGE BEARING KIT
<b>HUSQVARNA CONTINUED</b>			
TE 250 2-Stroke	14-15	107127* 55.42 G	113717* 91.43 G
FC 250	14-15	107127* 55.42 G	113717* 91.43 G
FE 250	14-15	107127* 55.42 G	113717* 91.43 G
WR 300	08-13	107096* 61.21 G	107004* 95.77 G
TE 300	14-15	107127* 55.42 G	113717* 91.43 G
TE 310	09-13	107138* 63.88 G	107016* 106.27 G
FC 350	14-15	107127* 55.42 G	113717* 91.43 G
FE 350	14-15	107127* 55.42 G	113717* 91.43 G
WR 360	96-00	107096* 61.21 G	113295* 106.27 G
WR 360	01	107096* 61.21 G	106986* 86.20 G
WR 360	02	107096* 61.21 G	106996* 95.77 G
TC 450	03-04	107096* 61.21 G	-----
TC 450	05-07	107096* 61.21 G	107005* 88.76 G
TC 450	08-10	107138* 63.88 G	107016* 106.27 G
TXC 450	08-10	107138* 63.88 G	107016* 106.27 G
TE 450	03-04	107096* 61.21 G	-----
TE 450	05-07	107096* 61.21 G	107005* 88.76 G
TE 450	08-10	107138* 63.88 G	107016* 106.27 G
SM 450 R	03-04	107096* 61.21 G	-----
SM 450 R	05-07	107096* 61.21 G	107005* 88.76 G
SM 450 R	08-10	107138* 63.88 G	107016* 106.27 G
FC 450	14-15	107100* 59.23 G	113717* 91.43 G
FE 450	14-15	107100* 59.23 G	113717* 91.43 G
FE 501	14-15	107100* 59.23 G	113717* 91.43 G
TC 510	05-07	107096* 61.21 G	107005* 88.76 G
TC 510	08-09	107138* 63.88 G	107016* 106.27 G
TXC 510	08-10	107138* 63.88 G	107016* 106.27 G
TE 510	05-07	107096* 61.21 G	107005* 88.76 G
TE 510	09-10	107138* 63.88 G	107016* 106.27 G
SM 510 R	05-07	107096* 61.21 G	107005* 88.76 G
SM 510 R	08-10	107138* 63.88 G	107016* 106.27 G
SM 530 R	09	107138* 63.88 G	107016* 106.27 G

<b>KAWASAKI</b>			
KX 60	83-84	107062* 49.87 G	-----
KX 60	85-03	107062* 49.87 G	106948* 88.88 G
KX 65	00-01	107062* 49.87 G	106921* 87.20 G
KX 65	02-15	107062* 49.87 G	106920* 87.20 G
KX 80	83-85	107062* 49.87 G	106979* 81.60 G
KX 80	86-90	107062* 49.87 G	-----
KX 80	91-97	107062* 49.87 G	106922* 87.20 G
KX 80	98-00	107062* 49.87 G	106923* 87.20 G
KX 85	01-15	107062* 49.87 G	106923* 87.20 G
KX 100	95-97	107062* 49.87 G	106922* 87.20 G
KX 100	98-15	107062* 49.87 G	106923* 87.20 G
KLX 125 / L	03-06	107098* 48.83 G	106987* 83.12 G
KX 125	82	107074* 46.74 G	-----
KX 125	83	107073 46.74 G	-----
KX 125	84	107075* 46.74 G	106971* 100.79 G
KX 125	85	107072* 49.40 G	106974* 100.79 G
KX 125	86	107073 46.74 G	106976* 81.60 G
KX 125	87	107073 46.74 G	106955* 87.20 G
KX 125	88	107073 46.74 G	106977* 81.60 G
KX 125	89-91	107073 46.74 G	106938* 88.76 G
KX 125	92	107061* 49.87 G	106938* 88.76 G
KX 125	93	107061* 49.87 G	106937* 88.76 G
KX 125	94-95	107060* 49.87 G	106935* 88.76 G
KX 125	96-97	107049* 68.56 G	106935* 88.76 G
KX 125	98	107048* 68.56 G	106936* 88.76 G
KX 125	99-03	107050* 68.56 G	106925* 88.76 G
KX 125	04-08	107050* 68.56 G	106984* 88.76 G
KLX 140 / L	08-15	114009* 49.87 G	107011* 91.43 G

- accessories
- body
- handlebar & grips
- cables & levers
- exhaust
- engine
- fuel & intake
- electrical & ignition
- clutch
- drive
- bearings
- brakes
- steering & suspension
- tires
- tools & shop

# STEERING & SUSPENSION

## PROX DIRT BIKE SWINGARM & LINKAGE KITS CONTINUED

- accessories
- body
- handlebar & grips
- cables & levers
- exhaust
- engine
- fuel & intake
- electrical & ignition
- clutch
- drive
- bearings
- brakes
- steering & suspension
- tires
- tools & shop

APPLICATION	YEAR	SWINGARM BEARING KIT	LINKAGE BEARING KIT
<b>KAWASAKI CONTINUED</b>			
KDX 200	83-84	107074* 46.74 G	-----
KDX 200	85	107072* 49.40 G	-----
KDX 200	86-88	107086* 56.14 G	-----
KDX 200	89-94	107073 46.74 G	106938* 88.76 G
KDX 200	95-06	107059* 46.74 G	106935* 88.76 G
KDX 220 R	98-05	107059* 46.74 G	106935* 88.76 G
KDX 250	83-84	107074* 46.74 G	-----
KDX 250	91-94	107073 46.74 G	106938* 88.76 G
KX 250	82	107074* 46.74 G	-----
KX 250	83	107073 46.74 G	-----
KX 250	84	107075* 46.74 G	106971* 100.79 G
KX 250	85	107072* 49.40 G	106975* 100.79 G
KX 250	86	107073 46.74 G	106975* 100.79 G
KX 250	87	107073 46.74 G	106955* 87.20 G
KX 250	88	107073 46.74 G	106977* 81.60 G
KX 250	89-91	107073 46.74 G	106938* 88.76 G
KX 250	92	107061* 49.87 G	106938* 88.76 G
KX 250	93	107061* 49.87 G	106937* 88.76 G
KX 250	94-95	107060* 49.87 G	106935* 88.76 G
KX 250	97	107049* 68.56 G	106935* 88.76 G
KX 250	98	107048* 68.56 G	106936* 88.76 G
KX 250	99-03	107050* 68.56 G	106925* 88.76 G
KX 250	04-08	107050* 68.56 G	106984* 88.76 G
KX 250 F	04-05	107094* 68.58 G	106984* 88.76 G
KX 250 F	06-13	107121* 76.21 G	107000 98.64 G
KX 250 F	14-15	107121* 76.21 G	107000 98.64 G
KLX 250	94	107073 46.74 G	107001* 98.64 G
KLX 250	95-96	107073 46.74 G	106988* 88.76 G
KLR 250	85-05	107076* 49.25 G	-----
KLX 250 S	06-14	107073 46.74 G	106988* 88.76 G
KLX 300 R	97-07	107073 46.74 G	106988* 88.76 G
KLX 400	03	107052 68.56 G	106939* 73.19 G
KLX 450 R	08-15	107121* 76.21 G	107000 98.64 G
KX 450 F	06-15	107121* 76.21 G	107000 98.64 G
KX 500	83	107073 46.74 G	-----
KX 500	84	107075* 46.74 G	106971* 100.79 G
KX 500	85	107072* 49.40 G	106975* 100.79 G
KX 500	86	107073 46.74 G	106975* 100.79 G
KX 500	87	107073 46.74 G	106955* 87.20 G
KX 500	88	107073 46.74 G	106977* 81.60 G
KX 500	89-04	107073 46.74 G	106938* 88.76 G
KL 600	84-86	107076* 49.25 G	-----
KLR 650	87-15	107097* 48.83 G	-----
KLX 650 / R	93-96	107060* 49.87 G	-----
<b>KTM</b>			
Adventure 50	97-07	107128* 17.25 G	-----
SX 50	97-01	107128* 17.25 G	-----
SX 50	02-03	107128* 17.25 G	-----
SX 50	04-08	107128* 17.25 G	-----
SX 50	09	107103* 48.83 G	-----
SX 50	10-15	107103* 48.83 G	-----
SX 60	97-99	107103* 48.83 G	-----
SX 65	00-01	107103* 48.83 G	-----
SX 65	02-08	107103* 48.83 G	-----
SX 65	09-15	107103* 48.83 G	-----
SX 85	03-15	107077* 73.76 G	-----
SX 105	04-11	107077* 73.76 G	-----
SX 125	93-97	107077* 73.76 G	106993* 91.43 G
SX 125	98-01	107078* 74.81 G	-----
SX 125	02-03	107078* 74.81 G	-----
SX 125	04-11	107127* 55.42 G	-----

APPLICATION	YEAR	SWINGARM BEARING KIT	LINKAGE BEARING KIT
<b>KTM CONTINUED</b>			
SX 125	12-15	107127* 55.42 G	113717* 91.43 G
EXC 125	93-97	107077* 73.76 G	106993* 91.43 G
EXC 125	98-01	107078* 74.81 G	-----
EXC 125	02-03	107078* 74.81 G	-----
EXC 125	04-15	107127* 55.42 G	-----
SX 144	08	107127* 55.42 G	-----
SX 150	09-11	107127* 55.42 G	-----
SX 150	12-15	107127* 55.42 G	113717* 91.43 G
SX 200	03	107078* 74.81 G	-----
SX 200	04-05	107127* 55.42 G	-----
EXC 200	98-01	107078* 74.81 G	-----
EXC 200	02-03	107078* 74.81 G	-----
EXC 200	04-15	107127* 55.42 G	-----
SX 250	94-95	107077* 73.76 G	106993* 91.43 G
SX 250	96-97	107078* 74.81 G	106993* 91.43 G
SX 250	98-01	107078* 74.81 G	-----
SX 250	02	107078* 74.81 G	-----
SX 250	03-11	107127* 55.42 G	-----
SX 250	12-15	107127* 55.42 G	113717* 91.43 G
EXC 250	94	107077* 73.76 G	106993* 91.43 G
EXC 250	95-97	107078* 74.81 G	106993* 91.43 G
EXC 250	98-01	107078* 74.81 G	-----
EXC 250	02-03	107078* 74.81 G	-----
EXC 250	04-15	107127* 55.42 G	-----
SX-F 250	05-10	107127* 55.42 G	-----
SX-F 250	11-15	107127* 55.42 G	113717* 91.43 G
EXC-F 250	07-15	107127* 55.42 G	-----
EXC 300	96-97	107078* 74.81 G	106993* 91.43 G
EXC 300	98-01	107078* 74.81 G	-----
EXC 300	02-03	107078* 74.81 G	-----
EXC 300	04-15	107127* 55.42 G	-----
SX-F 350	11-15	107127* 55.42 G	113717* 91.43 G
EXC-F 350	12-15	107127* 55.42 G	-----
SX 360	96-97	107078* 74.81 G	106993* 91.43 G
EXC 360	96-97	107078* 74.81 G	106993* 91.43 G
SX 380	98-01	107078* 74.81 G	-----
SX 380	02	107078* 74.81 G	-----
EXC 380	98-01	107078* 74.81 G	-----
EXC 380	02	107078* 74.81 G	-----
LC4 400	98-01	107077* 73.76 G	-----
SX 400	98-99	107077* 73.76 G	-----
SX 400	00-01	107077* 73.76 G	-----
SX 400	02	107077* 73.76 G	-----
EXC 400	00-01	107077* 73.76 G	-----
EXC 400	02	107077* 73.76 G	-----
EXC 400	04-05	107100* 59.23 G	-----
EXC-R 400	09-11	107100* 59.23 G	-----
SX 450 Racing	03	107077* 73.76 G	-----
SX 450 Racing	04-06	107100* 59.23 G	-----
EXC 450	03	107077* 73.76 G	-----
EXC 450	04-07	107100* 59.23 G	-----
SX-F 450	07-10	107127* 55.42 G	-----
SX-F 450	11-12	107127* 55.42 G	113717* 91.43 G
SX-F 450	13-15	107100* 59.23 G	113717* 91.43 G
EXC-R 450	08-11	107100* 59.23 G	-----
EXC 450	12-15	107100* 59.23 G	-----
SM-R 450	04-10	107100* 59.23 G	-----
EXC 500	12-15	107100* 59.23 G	-----
SX-F 505	08	107127* 55.42 G	-----
XC-F 505	09	107127* 55.42 G	-----
SX 520	00-01	107077* 73.76 G	-----
SX 520	02	107077* 73.76 G	-----

## PROX DIRT BIKE SWINGARM & LINKAGE KITS CONTINUED

APPLICATION	YEAR	SWINGARM BEARING KIT	LINKAGE BEARING KIT
<b>KTM CONTINUED</b>			
EXC 520	00-01	107077* 73.76 G	-----
EXC 520	02	107077* 73.76 G	-----
SX 525	03	107077* 73.76 G	-----
SX 525	04-06	107100* 59.23 G	-----
EXC 525	03	107077* 73.76 G	-----
EXC 525	04-07	107100* 59.23 G	-----
SM-R 525	05	107100* 59.23 G	-----
EXC-R 530	08-11	107100* 59.23 G	-----
SM-R 560	06	107100* 59.23 G	-----
SX 620	97-99	107077* 73.76 G	-----
EXC 620	94-95	107077* 73.76 G	-----
LC4 620	97-99	107077* 73.76 G	-----
SXC 625	03-05	107077* 73.76 G	-----
Adventure 640	98-07	107077* 73.76 G	-----
LC 640	06-07	107077* 73.76 G	-----
SC 640	99-01	107077* 73.76 G	-----
<b>HUSABERG</b>			
125 TE	12-14	107127* 55.42 G	-----
125 TE	11-14	107127* 55.42 G	-----
250 TE	13-14	107127* 55.42 G	-----
250 TE	11-14	107127* 55.42 G	-----
250 FE	13-14	107127* 55.42 G	-----
300 TE	11-14	107127* 55.42 G	-----
350 FE	13-14	107127* 55.42 G	-----
390 FE	10-14	107127* 55.42 G	-----
450 FE	04	107129* 54.21 G	-----
450 FE	05-08	107134* 60.27 G	-----
450 FE	09-13	107100* 59.23 G	-----
501 FE	13	107127* 55.42 G	-----
550 FE	07-08	107134* 60.27 G	-----
570 FE	09-12	107100* 59.23 G	-----
650 FE	04	107129* 54.21 G	-----
650 FE	05-08	107134* 60.27 G	-----
<b>SHERCO</b>			
SX 2.5i	10	107137* 50.87 G	-----
Enduro 2.5i	08-14	107137* 50.87 G	-----
250 SE F / SE F-R	14-15	107137* 50.87 G	-----
250 SE / SE R (2-Str.)	14-15	107137* 50.87 G	-----
Enduro 3.0i	10-14	107137* 50.87 G	-----
300 SE F / SE F-R	14-15	107137* 50.87 G	-----
300 SE / SE R (2-Str.)	14-15	107137* 50.87 G	-----
Enduro 4.5i	04-12	107137* 50.87 G	-----
Supermotard 4.5i	04-09	107137* 50.87 G	-----
Enduro 5.1i	07-12	107137* 50.87 G	-----
Supermotard 5.1i	07-08	107137* 50.87 G	-----
<b>SUZUKI</b>			
RM 60	03	107062* 49.87 G	106948* 88.88 G
RM 65	03-05	107062* 49.87 G	106920* 87.20 G
RM 80	82-85	107090* 49.87 G	-----
RM 80	86-89	107063* 59.23 G	-----
RM 80	90	107064* 59.23 G	106946* 73.19 G
RM 80	91-01	107058* 60.27 G	106946* 73.19 G
RM 85	02	107058* 60.27 G	106946* 73.19 G
RM 85	03	107079* 60.27 G	106946* 73.19 G
RM 85	04	107079* 60.27 G	106983* 73.19 G
RM 85	05-15	107079* 60.27 G	106997* 95.77 G
RM 100	03	107062* 49.87 G	106923* 87.20 G
DR 125	86-88	107092* 55.05 G	106982* 106.27 G
DR 125 S	94-02	107092* 55.05 G	106982* 106.27 G
DR-Z 125 / L	03-14	107098* 48.83 G	106987* 83.12 G

APPLICATION	YEAR	SWINGARM BEARING KIT	LINKAGE BEARING KIT
<b>SUZUKI CONTINUED</b>			
RM 125	79-80	107085* 68.58 G	-----
RM 125	81-84	107020* 68.56 G	-----
RM 125	85-86	107020* 68.56 G	-----
RM 125	87-88	107020* 68.56 G	106960* 88.76 G
RM 125	89	107018* 68.56 G	106959* 88.76 G
RM 125	90	107018* 68.56 G	106956* 88.76 G
RM 125	91	107018* 68.56 G	106957* 88.76 G
RM 125	92	107051* 68.56 G	106958* 88.76 G
RM 125	93-95	107051* 68.56 G	106954* 88.76 G
RM 125	96-97	107052 68.56 G	106951* 88.76 G
RM 125	98-99	107052 68.56 G	106944* 88.76 G
RM 125	00	107052 68.56 G	106939* 73.19 G
RM 125	01	107052 68.56 G	106994* 101.62 G
RM 125	02-03	107052 68.56 G	106995 101.62 G
RM 125	04-11	107052 68.56 G	106990* 88.76 G
DR 200	86-88	107092* 55.05 G	106982* 106.27 G
DR 200 SE	96-08	107092* 55.05 G	106982* 106.27 G
DR 250	90-93	107088* 62.31 G	106950* 77.68 G
DR 250 S	90-95	107088* 62.31 G	106950* 77.68 G
DR-Z 250	01-07	107088* 62.31 G	106949* 77.68 G
RM 250	79-80	107089* 68.58 G	-----
RM 250	81-83	107020* 68.56 G	-----
RM 250	84	107019* 68.56 G	-----
RM 250	85-86	107019* 68.56 G	-----
RM 250	87-88	107017* 68.56 G	106960* 88.76 G
RM 250	89	107051* 68.56 G	106959* 88.76 G
RM 250	90	107051* 68.56 G	106956* 88.76 G
RM 250	91	107051* 68.56 G	106957* 88.76 G
RM 250	92	107051* 68.56 G	106958* 88.76 G
RM 250	93-95	107051* 68.56 G	106954* 88.76 G
RM 250	96-97	107052 68.56 G	106951* 88.76 G
RM 250	98-99	107052 68.56 G	106944* 88.76 G
RM 250	00	107052 68.56 G	106939* 73.19 G
RM 250	01	107052 68.56 G	106994* 101.62 G
RM 250	02-03	107052 68.56 G	106995 101.62 G
RM 250	04-12	107052 68.56 G	106990* 88.76 G
RMX 250	89-90	107051* 68.56 G	106959* 88.76 G
RMX 250	91-98	107051* 68.56 G	106999* 98.64 G
RM-Z 250	04-06	107094* 68.58 G	106984* 88.76 G
RM-Z 250	07-09	107052 68.56 G	106990* 88.76 G
RM-Z 250	10-12	107052 68.56 G	113716* 91.43 G
RM-Z 250	13-15	107052 68.56 G	-----
DR 350 / SE	90-99	107088* 62.31 G	106950* 77.68 G
DR-Z 400	00-13	107052 68.56 G	106939* 73.19 G
RM-Z 450	05-09	107052 68.56 G	106990* 88.76 G
RM-Z 450	10-12	107052 68.56 G	113716* 91.43 G
RM-Z 450	13-15	107052 68.56 G	-----
RMX 450 Z	10-15	107052 68.56 G	113716* 91.43 G
RM 465	81-82	107020* 68.56 G	-----
RM 500	83-84	107020* 68.56 G	-----
DR 650 S	90-95	107087* 62.31 G	106972* 81.60 G
DR 650 SE	96-14	107088* 62.31 G	106973* 81.60 G
<b>MOTO TM</b>			
MX / EN 125	96-04	107135* 54.21 G	107007* 87.20 G
MX / EN 125	05-06	107135* 54.21 G	107008* 87.20 G
MX / EN 125	07	107135* 54.21 G	107010* 106.27 G
MX / EN 125	08-11	-----	107010* 106.27 G
MX / EN 144	08-11	-----	107010* 106.27 G
MX / EN 250	96-04	107135* 54.21 G	107007* 87.20 G
MX / EN 250	05-06	107135* 54.21 G	107008* 87.20 G
MX / EN 250	07	107135* 54.21 G	107010* 106.27 G

- accessories
- body
- handlebar & grips
- cables & levers
- exhaust
- engine
- fuel & intake
- electrical & ignition
- clutch
- drive
- bearings
- brakes
- steering & suspension
- tires
- tools & shop

# STEERING & SUSPENSION

## PROX DIRT BIKE SWINGARM & LINKAGE KITS CONTINUED

- accessories
- body
- handlebar & grips
- cables & levers
- exhaust
- engine
- fuel & intake
- electrical & ignition
- clutch
- drive
- bearings
- brakes
- steering & suspension
- tires
- tools & shop

APPLICATION	YEAR	SWINGARM BEARING KIT	LINKAGE BEARING KIT
<b>MOTO TM CONTINUED</b>			
MX / EN 250	08-11	-----	107010* 106.27 G
MX / EN 250 F	02-04	107135* 54.21 G	107007* 87.20 G
MX / EN 250 F	05-06	107135* 54.21 G	107008* 87.20 G
MX / EN 250 F	07	107135* 54.21 G	107010* 106.27 G
MX / EN 250 F	08-11	-----	107010* 106.27 G
MX / EN 300	97-04	107135* 54.21 G	107007* 87.20 G
MX / EN 300	05-06	107135* 54.21 G	107008* 87.20 G
MX / EN 300	07	107135* 54.21 G	107010* 106.27 G
MX / EN 300	08-11	-----	107010* 106.27 G
MX / EN 400 F	02-03	107135* 54.21 G	107007* 87.20 G
MX / EN 450 F	04	107135* 54.21 G	107007* 87.20 G
MX / EN 450 F	05-06	107135* 54.21 G	107008* 87.20 G
MX / EN 450 F	07	107135* 54.21 G	107010* 106.27 G
MX / EN 450 F	08-11	-----	107010* 106.27 G
SMX 450 F	05-06	107135* 54.21 G	-----
SMX 450 F	07	107135* 54.21 G	107010* 106.27 G
SMR 450 F	08-09	-----	107010* 106.27 G
MX / EN 530 F	02-04	107135* 54.21 G	107007* 87.20 G
MX / EN 530 F	05-06	107135* 54.21 G	107008* 87.20 G
MX / EN 530 F	07	107135* 54.21 G	107010* 106.27 G
MX / EN / SMR 530 F	08-11	-----	107010* 106.27 G
SMX 660	05-06	107135* 54.21 G	-----
SMX 660	07	107135* 54.21 G	107010* 106.27 G
SMX 660 F	08-09	-----	107010* 106.27 G

<b>YAMAHA</b>			
YZ 80	84-92	107055* 46.74 G	106914* 88.76 G
YZ 80	93-98	107057* 46.74 G	106947* 87.20 G
YZ 80	99-01	107056* 46.74 G	106947* 87.20 G
YZ 85	02	107056* 46.74 G	106947* 87.20 G
YZ 85	03-15	107056* 46.74 G	106968* 81.60 G
YZ 125	83-85	107036* 65.45 G	106978* 81.60 G
YZ 125	86	107037* 68.56 G	106962* 88.76 G
YZ 125	87	107042* 68.56 G	106961* 88.76 G
YZ 125	88	-----	106961* 88.76 G
YZ 125	89-92	-----	106963* 88.76 G
YZ 125	93	107070* 67.54 G	106964* 88.76 G
YZ 125	94-97	107071* 67.54 G	106964* 88.76 G
YZ 125	98	107069* 67.54 G	106964* 88.76 G
YZ 125	99-00	107067* 68.58 G	106964* 88.76 G
YZ 125	01	107067* 68.58 G	106953* 88.76 G
YZ 125	02-04	107066* 68.58 G	106952 88.76 G
YZ 125	05	107124* 68.58 G	106992* 98.64 G
YZ 125	06-15	107123* 68.58 G	107013* 91.43 G
TT-R 125	00-15	107082* 46.74 G	106969* 68.48 G
TW 200 Trailway	87-15	113477* 60.27 G	-----
TT-R 225	86-04	107099* 60.27 G	-----
XT 225	92-07	107099* 60.27 G	-----
TT-R 230	05-15	107099* 60.27 G	-----
TT-R 250	99-06	107081* 46.74 G	106967* 84.32 G
YZ 250	80-82	107110* 54.21 G	-----
YZ 250	83-85	107039* 68.56 G	106978* 81.60 G
YZ 250	86	107038* 68.56 G	106962* 88.76 G
YZ 250	87	107043* 68.56 G	106962* 88.76 G
YZ 250	88	107068* 67.54 G	106961* 88.76 G
YZ 250	89	107068* 67.54 G	106961* 88.76 G
YZ 250	90-92	107068* 67.54 G	106963* 88.76 G
YZ 250	93-97	107071* 67.54 G	106964* 88.76 G
YZ 250	98	107069* 67.54 G	106964* 88.76 G
YZ 250	99-00	107067* 68.58 G	106964* 88.76 G
YZ 250	01	107067* 68.58 G	106953* 88.76 G
YZ 250	02-04	107066* 68.58 G	106952 88.76 G

APPLICATION	YEAR	SWINGARM BEARING KIT	LINKAGE BEARING KIT
<b>YAMAHA CONTINUED</b>			
YZ 250	05	107066* 68.58 G	106992* 98.64 G
YZ 250	06-13	107122 68.58 G	107013* 91.43 G
YZ 250	14-15	107122 68.58 G	107013* 91.43 G
WR 250	91-93	107068* 67.54 G	106963* 88.76 G
WR 250	94-97	107071* 67.54 G	106964* 88.76 G
YZ 250 F	01	107067* 68.58 G	106953* 88.76 G
YZ 250 F	02-04	107066* 68.58 G	106952 88.76 G
YZ 250 F	05	107066* 68.58 G	106991* 98.64 G
YZ 250 F	06	107122 68.58 G	107003* 89.20 G
YZ 250 F	07	107122 68.58 G	106992* 98.64 G
YZ 250 F	08	107122 68.58 G	107003* 89.20 G
YZ 250 F	09	107122 68.58 G	107014* 91.43 G
YZ 250 F	10-13	107122 68.58 G	113714* 91.43 G
YZ 250 F	14-15	113732* 66.49 G	107014* 91.43 G
YZ 250 FX	15	113732* 66.49 G	107014* 91.43 G
WR 250 F	01	107067* 68.58 G	106953* 88.76 G
WR 250 F	02-04	107066* 68.58 G	106952 88.76 G
WR 250 F	05	107066* 68.58 G	106991* 98.64 G
WR 250 F	06	107122 68.58 G	107002* 98.64 G
WR 250 F	07-14	107122 68.58 G	107003* 89.20 G
WR 250 F	15	113732* 66.49 G	107014* 91.43 G
WR 250 R/X	08-15	113731* 73.76 G	113715* 91.43 G
XT 250	08-15	114008* 45.74 G	-----
TT 350	86-87	107107* 47.83 G	-----
XT 350	85-00	107117* 54.21 G	-----
YZ 400 F	98	107069* 67.54 G	106964* 88.76 G
YZ 400 F	99	107067* 68.58 G	106964* 88.76 G
WR 400 F	98	107069* 67.54 G	106964* 88.76 G
WR 400 F	99-00	107067* 68.58 G	106964* 88.76 G
YZ 426 F	00	107067* 68.58 G	106964* 88.76 G
YZ 426 F	01	107067* 68.58 G	106953* 88.76 G
YZ 426 F	02	107066* 68.58 G	106952 88.76 G
WR 426 F	01	107067* 68.58 G	106953* 88.76 G
WR 426 F	02	107066* 68.58 G	106952 88.76 G
YZ 450 F	03-04	107066* 68.58 G	106952 88.76 G
YZ 450 F	05	107066* 68.58 G	106991* 98.64 G
YZ 450 F	06-08	107122 68.58 G	107003* 89.20 G
YZ 450 F	09	107122 68.58 G	107014* 91.43 G
YZ 450 F	10-15	113732* 66.49 G	107014* 91.43 G
WR 450 F	03-04	107066* 68.58 G	106952 88.76 G
WR 450 F	05	107066* 68.58 G	106991* 98.64 G
WR 450 F	06	107122 68.58 G	107002* 98.64 G
WR 450 F	07-15	107122 68.58 G	107003* 89.20 G
YZ 465	80-81	107110* 54.21 G	-----
YZ 490	82	107110* 54.21 G	-----
YZ 490	83	107039* 68.56 G	106978* 81.60 G
YZ 490	84-85	107039* 68.56 G	106978* 81.60 G
YZ 490	86-87	107038* 68.56 G	106962* 88.76 G
YZ 490	88-90	107068* 67.54 G	106962* 88.76 G
WR 500	92-93	107068* 67.54 G	106963* 88.76 G
TT 600	83-86	107120* 54.21 G	-----
XT 600	84-89	107118* 54.21 G	-----
XT 600	90-95	107119* 54.21 G	-----

\*SPECIAL ORDER ONLY



**NEW  
PRODUCT**

## BEARING CONNECTION LINKAGE REBUILD KITS

- Repairs worn out suspension components
- Uses full complement bearings to handle high radial loads
- Caged needle bearings with one piece steel cage design, seals, bushings and collars
- Uses high quality steel SCM 415/420 pins
- Includes lower shock bearing
- Includes high quality bearings, seals and pins to rebuild suspension linkage



MODEL	YEAR	PART #	
<b>HONDA</b>			
CR 125R	93	832080	76.95 L
CR 125R	96	832086	76.95 L
CR 125R	97	832089	76.95 L
CR 125R	89-90	832077	76.95 L
CR 125R	94-95	832083	76.95 L
CR 125R	98-99	832092	76.95 L
CR 125R	00-01	832093	76.95 L
CR 125R	02-04	832095	76.95 L
CR 125R	05-07	832097	76.95 L
CR 250R	05-07	832103	76.95 L
CR 500R	95	832105	76.95 L
CR 500R	93-94	832104	76.95 L
CR 500R	96-01	832106	76.95 L
CR 80R	96-02	832108	53.95 L
CRF 250R	10-15,15	832116	76.95 L
CRF 250X	04-05	832118	76.95 L
CRF 250X	07-13	832120	76.95 L
XR 400R	98-04	832123	76.95 L
XR 650R	00-07	832124	76.95 L
<b>KAWASAKI</b>			
KDX 200	95-06	832141	76.95 L
KLX 400	03	832144	65.95 L
KLX 450R	08-09	832149	76.95 L
KX 100	98-15,15	832155	76.95 L
KX 125	99-03	832160	76.95 L
KX 125	04-05	832162	76.95 L

MODEL	YEAR	PART #	
<b>KTM</b>			
125 SX	12-14	832174	76.95 L
<b>SUZUKI</b>			
RM 125	01	832184	76.95 L
RM 125	04	832188	76.95 L
RM 125	96-97	832180	76.95 L
RM 125	02-03	832187	76.95 L
RM 125	05-07	832191	76.95 L
RM 80	90-01	832193	67.95 L
RM 85	05-12	832196	76.95 L
RMZ 250	10-12	832197	76.95 L
<b>YAMAHA</b>			
WR 250	94-97	832206	76.95 L
WR 250F	01	832207	76.95 L
WR 250F	05	832217	76.95 L
WR 250F	06	832218	76.95 L
WR 250F	15	832221	76.95 L
WR 250F	02-04	832214	76.95 L
WR 250F	07-13	832220	76.95 L
YZ 125	93	832227	76.95 L
YZ 250F	07	832230	76.95 L
YZ 250F	08	832231	76.95 L
YZ 250F	10-13	832233	76.95 L
YZ 80	93-01	832234	76.95 L
YZ 85	03-15	832236	76.95 L

- accessories
- body
- handlebar & grips
- cables & levers
- exhaust
- engine
- fuel & intake
- electrical & ignition
- clutch
- drive
- bearings
- brakes
- steering & suspension**
- tires
- tools & shop

# STEERING & SUSPENSION

- accessories
- body
- handlebar & grips
- cables & levers
- exhaust
- engine
- fuel & intake
- electrical & ignition
- clutch
- drive
- bearings
- brakes
- steering & suspension
- tires
- tools & shop

## SHOCK ABSORBER KITS LOWER

- Rebuilds worn out shock mount bearings
- Self-lubricating spherical liner (PTFE) or full complement bearings
- OEM style cup seals



**NEW PRODUCT**

MODEL	YEAR	PART #	
<b>HONDA</b>			
CR 125R	96	832087	18.95 L
CR 125R	97-04	832090	16.95 L
CR 125R	05-07	832098	16.95 L
CR 250R	89-90	832099	18.95 L
CR 80R	96-02	832110	13.95 L
<b>HUSQVARNA</b>			
FC 250	15	832133	38.95 L
<b>KAWASAKI</b>			
KLX 400	03	832145	13.95 L
KLX 450R	08-09	832151	13.95 L
<b>KTM</b>			
125 EXC	99-05	832170	38.95 L
<b>SUZUKI</b>			
RMX 450Z	10	832201	18.95 L
<b>YAMAHA</b>			
WR 250F	15	832222	16.95 L
WR 250F	01-13	832210	16.95 L
WR 400F	98-00	832225	18.95 L
YZ 85	03-15	832237	16.95 L

## SHOCK ABSORBER KITS UPPER

- High-quality bearings and seals for restoring upper and lower shock mount
- Upper and lower bearing and seal kits sold separately



**NEW PRODUCT**

MODEL	YEAR	PART #	
<b>HONDA</b>			
CR 125R	96,05-07	832088	18.95 L
CR 125R	97-04	832091	18.95 L
CR 250R	89-90	832100	18.95 L
CR 80R	96-02	832111	18.95 L
<b>HUSQVARNA</b>			
FC 250	15	832134	22.45 L
<b>KAWASAKI</b>			
KLX 400	03	832146	18.95 L
KLX 450R	08-09	832152	18.95 L
<b>KTM</b>			
125 EXC	99-01	832169	18.95 L
125 EXC	02-05	832172	22.45 L
<b>YAMAHA</b>			
WR 250F	15	832223	18.95 L
WR 250F	01-13	832211	18.95 L
WR 400F	98-00	832226	18.95 L



## STEERING STEM BEARING KITS



**NEW PRODUCT**

- Exact OEM replacement kits; highest quality materials used in seals, bearings and races
- The most affordable tapered roller bearing kit on the market
- Includes high quality tapered roller bearings to restore smooth steering and handling
- Sold as a set with top and bottom bearings and seals

MODEL	YEAR	PART #	
<b>HONDA</b>			
CR 125R	85-89	832075	30.45 L
CR 125R	90-92	832078	36.95 L
CR 125R	93-94, 98-07	832081	36.95 L
CR 125R	95-97	832084	36.95 L
CRF 250R	10-15	832115	30.45 L
<b>HUSQVARNA</b>			
FC 250	15	832135	26.95 L
<b>KAWASAKI</b>			
KDX 200	95-06	832142	30.45 L
KLX 125	03-06	832143	30.45 L

MODEL	YEAR	PART #	
<b>KAWASAKI CONTINUED</b>			
KLX 400	03	832147	39.95 L
KLX 450R	08-09	832153	30.45 L
KX 125	85-91	832157	30.45 L
<b>SUZUKI</b>			
RM 125	90	832176	30.45 L
RM 125	91	832177	33.95 L
RM 125	92	832178	33.95 L
RM 125	05	832190	41.95 L
RM 125	06-07	832192	41.95 L
RMX 450Z	10	832202	37.95 L
<b>YAMAHA</b>			
WR 250F	01-15	832213	33.95 L
YZ 125	93-95	832228	30.45 L
TTR 250	99-06	832238	30.45 L





## SWING ARM KITS

- High-quality Japanese steel SCM 415/420 pins.
- The most affordable and complete swingarm bearing repair kit available.
- Includes high quality components to completely rebuild swingarm pivot.
- Kit includes all bearings, pins, seals, and thrust washers.



**NEW PRODUCT**

MODEL	YEAR	PART #		
<b>HONDA</b>				
CR 125R	89,91-92	832076	62.95	L
CR 125R	93-01	832082	62.95	L
CR 125R	02-07	832096	62.95	L
CR 250R	92-01	832101	62.95	L
CR 250R	02-07	832102	62.95	L
CR 80R	00-02	832112	46.95	L
CRF 250R	04-09	832113	62.95	L
CRF 250R	10-13	832114	62.95	L
CRF 250R	14-15,15	832117	62.95	L
CRF 450R	05-08	832121	62.95	L
XR 650R	00-07	832126	62.95	L
<b>HUSQVARNA</b>				
FC 250	15	832136	48.95	L
FC 350	15	832137	48.95	L
<b>KAWASAKI</b>				
KDX 200	86-94	832138	42.95	L
KLX 450R	08-09	832154	62.95	L
KX 125	99-05	832161	62.95	L
KX 250F	04-05	832163	62.95	L
KDX 80	85-88	832165	45.95	L
<b>KTM</b>				
125 EXC	98-03	832168	68.95	L

MODEL	YEAR	PART #		
<b>SUZUKI</b>				
RM 125	96-00	832182	62.95	L
RM 125	01-03	832185	62.95	L
RM 125	04-07	832189	62.95	L
RM 85	03-12	832195	55.95	L
RMZ 250	10-15	832198	62.95	L
<b>YAMAHA</b>				
WR 250F	01	832208	62.95	L
WR 250F	15	832224	62.95	L
WR 250F	02-05	832215	62.95	L
WR 250F	06-13	832219	62.95	L
YZ 125	05-15	832229	62.95	L
YZ 80	99-01	832235	43.95	L

- accessories
- body
- handlebar & grips
- cables & levers
- exhaust
- engine
- fuel & intake
- electrical & ignition
- clutch
- drive
- bearings
- brakes
- steering & suspension**
- tires
- tools & shop

# STEERING & SUSPENSION

## PIVOT WORKS DIRT BIKE SWING ARM BEARING KITS



- Includes necessary needle bearings, seals, thrust washers, thrust bearings, and pins Needle bearings meet or exceed OEM quality
- OEM quality double lipped rubber seals provide superior protection against contamination and wear
- Thrust bearings and thrust washers provide smoother rotating action over other aftermarket plastic bearings
- Lifetime replacement

- accessories
- body
- handlebar & grips
- cables & levers
- exhaust
- engine
- fuel & intake
- electrical & ignition
- clutch
- drive
- bearings
- brakes
- steering & suspension
- tires
- tools & shop

MODEL	YEAR	PART #		
<b>GAS GAS</b>				
EC 125	02-11	840084	69.95	G
EC 200	02-11	840084	69.95	G
EC 250	02-11	840084	69.95	G
EC 300	02-11	840084	69.95	G
MC 125	02-09	840084	69.95	G
MC 200	02-07	840084	69.95	G
MC 250	02-09	840084	69.95	G
MC 300	02-07	840084	69.95	G
MX 125	02-07	840084	69.95	G
MX 200	02-07	840084	69.95	G
MX 250	02-07	840084	69.95	G
MX 300	02-07	840084	69.95	G
SM 125	02-08	840084	69.95	G
SM 200	02-07	840084	69.95	G
SM 250	02-07	840084	69.95	G
SM 300	02-07	840084	69.95	G
TXT 125	03	840085	89.95	G
TXT 125	04-05	840088	89.95	G
TXT 200	03	840085	89.95	G
TXT 200	05	840088	89.95	G
TXT 250	03	840085	89.95	G
TXT 250	04-05	840088	89.95	G
TXT 280	04-05	840088	89.95	G
TXT 300	03	840085	89.95	G
TXT 300	04-05	840088	89.95	G
<b>HONDA</b>				
CR 125R	85	840090	69.95	G
CR 125R	86	840091	69.95	G
CR 125R	90	840096	69.95	G
CR 125R	82-84	840089	69.95	G
CR 125R	87-88	840118	69.95	G
CR 125R	89,91-92	840117	69.95	G
CR 125R	93-01	840100	69.95	G
CR 125R	02-07	840113	69.95	G
CR 250R	85	840090	69.95	G
CR 250R	86	840091	69.95	G
CR 250R	87	840118	69.95	G
CR 250R	82-84	840089	69.95	G
CR 250R	88-91	840117	69.95	G
CR 250R	92-01	840121	69.95	G
CR 250R	02-07	840129	69.95	G
CR 500R	84	840089	69.95	G
CR 500R	85	840090	69.95	G
CR 500R	86	840091	69.95	G
CR 500R	87-88	840118	69.95	G
CR 500R	89-01	840117	69.95	G
CR 80R	86-95	840137	54.95	G
CR 80R	96-97	840139	69.95	G

MODEL	YEAR	PART #		
<b>HONDA CONTINUED</b>				
CR 80R	98-99	840144	59.95	G
CR 80R	00-02	840146	54.95	G
CR 85R	03-07	840146	54.95	G
CRF 100F	04-13	840149	49.95	G
CRF 150F	03-16	840152	49.95	G
CRF 150R	07-16	840146	54.95	G
CRF 150RB	07-16	840146	54.95	G
CRF 230F	03-16	840152	49.95	G
CRF 250R	04-09	840163	69.95	G
CRF 250R	10-13	840167	69.95	G
CRF 250R	14-16	841396	69.95	G
CRF 250X	04-15	840163	69.95	G
CRF 450R	02-04	840129	69.95	G
CRF 450R	05-08	840172	69.95	G
CRF 450R	09-12	840167	69.95	G
CRF 450R	13-16	841396	69.95	G
CRF 450X	05-15	840172	69.95	G
CRF 50F	04-16	840178	69.95	G
CRF 70F	04-11	840178	69.95	G
CRF 80F	04-13	840149	49.95	G
XR 100R	85-03	840149	49.95	G
XR 250R	87-95	840181	69.95	G
XR 400R	96-04	840186	69.95	G
XR 50R	00-03	840178	69.95	G
XR 600R	88-00	840191	69.95	G
XR 650L	93-15	840194	69.95	G
XR 650R	00-07	840197	69.95	G
XR 70R	97-03	840178	69.95	G
XR 80R	85-03	840149	49.95	G
CRF 230L	08-09	840160	49.95	G
CRF 250L	13-15	841397	69.95	G
XR 200R	87-98	840181	69.95	G
XR 250L	91-96	840181	69.95	G
<b>HUSABERG</b>				
FE 250	13	840279	79.95	G
FE 350	13	840279	79.95	G
FE 450E	09-10	840289	79.95	G
FE 501	13	840289	79.95	G
FE 570E	09-10	840289	79.95	G
FX 450C	10	840289	79.95	G
TE 250	12-13	840279	79.95	G
TE 300	12-13	840279	79.95	G
<b>HUSQVARNA</b>				
CR 125	04-08	840200	69.95	G
FC 250	14-15	840279	79.95	G
FC 350	14	840279	79.95	G
FC 350	15	840289	79.95	G

## PIVOT WORKS DIRT BIKE SWING ARM BEARING KITS CONTINUED

MODEL	YEAR	PART #		
<b>HUSQVARNA CONTINUED</b>				
FC 450	14-15	840289	79.95	G
FE 250	14-15	840279	79.95	G
FE 350	14-15	840279	79.95	G
FE 350S	15	840279	79.95	G
FE 501	14-15	840289	79.95	G
FE 501S	15	840289	79.95	G
SMR 450	04-07	840200	69.95	G
SMR 510	04-07	840200	69.95	G
SMR 610	04-05	840200	69.95	G
SMR 610	06-08	840206	89.95	G
TC 125	14-15	840279	79.95	G
TC 250	04-07	840200	69.95	G
TC 250	08-09	840207	69.95	G
TC 250	14-15	840279	79.95	G
TC 450	04-07	840200	69.95	G
TC 450	08-09	840207	69.95	G
TC 510	04-07	840200	69.95	G
TC 510	08-09	840207	69.95	G
TC 85	14-15	841402	79.95	G
TE 125	15	840279	79.95	G
TE 250	04-07	840200	69.95	G
TE 250	08-09	840207	69.95	G
TE 250	14-15	840279	79.95	G
TE 300	14-15	840279	79.95	G
TE 310	09-10	840207	69.95	G
TE 450	04-07	840200	69.95	G
TE 450	08-10	840207	69.95	G
TE 510	04-07	840200	69.95	G
TE 510	08-10	840207	69.95	G
TE 610	06-08	840206	89.95	G
TXC 250	08-09	840207	69.95	G
TXC 450	08-10	840207	69.95	G
TXC 510	08-10	840207	69.95	G
WR 125	04-09	840200	69.95	G
WR 250	04-09	840200	69.95	G
<b>KAWASAKI</b>				
KDX 200	86-94	840210	49.95	G
KDX 200	95-06	840216	49.95	G
KDX 220	97-05	840216	49.95	G
KDX 250	91-94	840210	49.95	G
KLX 110	03-15	840217	69.95	G
KLX 125	03-06	840219	69.95	G
KLX 125L	03-06	840219	69.95	G
KLX 250	94-96	840210	49.95	G
KLX 300R	97-07	840210	49.95	G
KLX 400	03	840224	69.95	G
KLX 450R	08-09	840228	69.95	G
KX 100	95-15	840235	54.95	G
KX 125	85	840237	49.95	G
KX 125	98	840244	69.95	G
KX 125	86-91	840210	49.95	G
KX 125	92-93	840240	49.95	G
KX 125	94-95	840229	49.95	G
KX 125	96-97	840242	69.95	G

MODEL	YEARS	PART #		
<b>KAWASAKI CONTINUED</b>				
KX 125	99-05	840246	69.95	G
KX 250	85	840237	49.95	G
KX 250	98	840244	69.95	G
KX 250	86-91	840210	49.95	G
KX 250	92-93	840240	49.95	G
KX 250	94-95	840229	49.95	G
KX 250	96-97	840242	69.95	G
KX 250	99-07	840246	69.95	G
KX 250F	04-05	840256	69.95	G
KX 250F	06-16	840228	69.95	G
KX 450F	06-15	840228	69.95	G
KX 500	85	840237	49.95	G
KX 500	86-04	840210	49.95	G
KX 60	85-88, 90-03	840235	54.95	G
KX 65	00-15	840235	54.95	G
KX 80	83-00	840235	54.95	G
KX 85	01-15	840235	54.95	G
KDX 80	85-88	840235	54.95	G
KLR 650	87-15	841398	49.95	G
KLX 250S	06-14	840210	49.95	G
KLX 650R	93-96	840229	49.95	G
<b>KTM</b>				
690	08	841403	69.95	G
125 EXC	98-03	840271	79.95	G
125 EXC	04-05	840279	79.95	G
125 MXC	98-03	840271	79.95	G
125 SX	98-03	840271	79.95	G
125 SX	04-15	840279	79.95	G
200 EXC	98-03	840271	79.95	G
200 EXC	04-05	840279	79.95	G
200 MXC	98-03	840271	79.95	G
200 MXC	04-05	840279	79.95	G
200 SX	98-03	840271	79.95	G
200 SX	04-06	840279	79.95	G
200 XC	06-09	840279	79.95	G
200 XC-W	07-15	840279	79.95	G
250 EXC	98-03	840271	79.95	G
250 EXC	04-05	840279	79.95	G
250 MXC	98-03	840271	79.95	G
250 SX	98-02	840271	79.95	G
250 SX	03-09, 12-15	840279	79.95	G
250 SX-F	05-15	840279	79.95	G
250 XC	06-14	840279	79.95	G
250 XC-F	07-09, 12-15	840279	79.95	G
250 XCF-W	07-15	840279	79.95	G
250 XC-W	06-15	840279	79.95	G
300 EXC	98-03	840271	79.95	G
300 EXC	04-08	840279	79.95	G
300 MXC	98-03	840271	79.95	G
300 MXC	04-05	840279	79.95	G
300 SX	98-02	840271	79.95	G
300 XC	06-14	840279	79.95	G

- accessories
- body
- handlebar & grips
- cables & levers
- exhaust
- engine
- fuel & intake
- electrical & ignition
- clutch
- drive
- bearings
- brakes
- steering & suspension
- tires
- tools & shop

# STEERING & SUSPENSION

## PIVOT WORKS DIRT BIKE SWING ARM BEARING KITS CONTINUED

- accessories
- body
- handlebar & grips
- cables & levers
- exhaust
- engine
- fuel & intake
- electrical & ignition
- clutch
- drive
- bearings
- brakes
- steering & suspension
- tires
- tools & shop

MODEL	YEAR	PART #	
<b>KTM CONTINUED</b>			
300 XC-W	06-15	840279	79.95 G
380 EXC	98-02	840271	79.95 G
380 MXC	98-02	840271	79.95 G
380 SX	98-02	840271	79.95 G
400 EXC	06	840289	79.95 G
400 EXC	00-02	840292	79.95 G
400 MXC	01-02	840292	79.95 G
400 SX	00-02	840292	79.95 G
400 XC-W	07	840289	79.95 G
450 EXC	03	840292	79.95 G
450 EXC	04-13	840289	79.95 G
450 EXC-R	03	840292	79.95 G
450 EXC-R	04-09	840289	79.95 G
450 MXC	03	840292	79.95 G
450 MXC	04-05	840289	79.95 G
450 SX-F	03	840292	79.95 G
450 SX-F	04-06, 13-15	840289	79.95 G
450 SX-F	07-12	840279	79.95 G
450 XC-F	06-07, 14-15	840289	79.95 G
450 XC-F	08-09,13	840279	79.95 G
450 XC-W	07-15	840289	79.95 G
505 SX-F	08-09	840279	79.95 G
505 XC-F	08-09	840279	79.95 G
520 EXC	00-02	840292	79.95 G
520 MXC	00-02	840292	79.95 G
520 SX	00-02	840292	79.95 G
525 EXC	03	840292	79.95 G
525 EXC	04-07	840289	79.95 G
525 MXC	03	840292	79.95 G
525 MXC	04-05	840289	79.95 G
525 SX	03	840292	79.95 G
525 SX	04-06	840289	79.95 G
525 XC	06-07	840289	79.95 G
530 EXC-R	08-10	840289	79.95 G
530 XC-W	08-11	840289	79.95 G
105 SX	07-11	841402	79.95 G
144 SX	08	840279	79.95 G
150 SX	09-15	840279	79.95 G
150 XC	10-14	840279	79.95 G
350 EXC-F	12-15	840279	79.95 G
350 SX-F	11-15	840279	79.95 G
350 XC-F	12-15	840279	79.95 G
350 XCF-W	12-15	840279	79.95 G
450 SMR	08-09	840279	79.95 G
50 SX	06-08	841400	35.95 G
50 SX	09-15	841401	49.95 G
500 EXC	12-15	840289	79.95 G
500 XC-W	12-15	840289	79.95 G
530 EXC	09-11	840289	79.95 G
625 SMC	04-06	841402	79.95 G
625 SX	03-06	841402	79.95 G
640 ADVENTURE	05	841402	79.95 G
640 DUKE	03-04	841402	79.95 G
65 SX	98-15	841401	49.95 G

MODEL	YEAR	PART #	
<b>KTM CONTINUED</b>			
660 SMC	03-05	841402	79.95 G
690 SMC	08	841403	69.95 G
85 SX	03-15	841402	79.95 G
950 ADVENTURE	03-05	841404	69.95 G
950 SUPER ENDURO	07-09	841404	69.95 G
950 SUPER MOTO	05-07	841404	69.95 G
990 ADVENTURE	07-09	841404	69.95 G
990 SUPER DUKE	05-08	841404	69.95 G
<b>SUZUKI</b>			
DRZ 110	03-06	840217	69.95 G
DRZ 125	03-15	840219	69.95 G
DRZ 125L	03-15	840219	69.95 G
DRZ 400SM	05-09, 14-15	840224	69.95 G
RM 100	03	840235	54.95 G
RM 125	85-86	840297	69.95 G
RM 125	87-88	840299	69.95 G
RM 125	89-91	840302	69.95 G
RM 125	92-95	840332	69.95 G
RM 125	96-00	840312	69.95 G
RM 125	01-03	840323	69.95 G
RM 125	04-07	840328	69.95 G
RM 250	84-86	840330	69.95 G
RM 250	87-88	840331	69.95 G
RM 250	89-95	840332	69.95 G
RM 250	96-00	840312	69.95 G
RM 250	01-03	840323	69.95 G
RM 250	04-08	840328	69.95 G
RM 65	03-05	840235	54.95 G
RM 80	86-95	840336	59.95 G
RM 80	96-01	840341	59.95 G
RM 85	02	840341	59.95 G
RM 85	03-15	840344	59.95 G
RM 85L	03-12	840344	59.95 G
RMX 250	89-98	840332	69.95 G
RMZ 250	04-06	840256	69.95 G
RMZ 250	07-09	840328	69.95 G
RMZ 250	10-15	840353	69.95 G
RMZ 450	05-15	840328	69.95 G
DR 125 SE	94-96	841399	49.95 G
DR 200 SE	96-09	841399	49.95 G
DRZ 400	00-15	840224	69.95 G
RMX 450Z	10	840328	69.95 G
<b>YAMAHA</b>			
TTR 125E	03-08	840354	69.95 G
TTR 125L	03-08	840354	69.95 G
TTR 90	03-08	840356	69.95 G
WR 250	91-93	840358	69.95 G
WR 250	94-97	840361	69.95 G
WR 250F	01	840362	69.95 G
WR 250F	15	840405	69.95 G
WR 250F	02-05	840367	69.95 G
WR 250F	06-13	840374	69.95 G

## PIVOT WORKS DIRT BIKE SWING ARM BEARING KITS CONTINUED

MODEL	YEAR	PART #	
<b>YAMAHA CONTINUED</b>			
WR 400F	98	840380	69.95 G
WR 400F	99-00	840362	69.95 G
WR 426F	01	840362	69.95 G
WR 426F	02	840367	69.95 G
WR 450F	03-05	840367	69.95 G
WR 450F	06-15	840374	69.95 G
WR 500Z	92-93	840358	69.95 G
YZ 125	85	840382	69.95 G
YZ 125	86	840383	69.95 G
YZ 125	87	840384	69.95 G
YZ 125	93	840388	69.95 G
YZ 125	98	840380	69.95 G
YZ 125	88-92	840385	69.95 G
YZ 125	94-97	840361	69.95 G
YZ 125	99-01	840362	69.95 G
YZ 125	02-04	840367	69.95 G
YZ 125	05-16	840391	69.95 G
YZ 250	85	840395	69.95 G
YZ 250	86	840396	69.95 G
YZ 250	87	840397	69.95 G
YZ 250	98	840380	69.95 G
YZ 250	88-92	840358	69.95 G
YZ 250	93-97	840361	69.95 G
YZ 250	99-01	840362	69.95 G
YZ 250	02-16	840367	69.95 G
YZ 250F	01	840362	69.95 G
YZ 250F	02-06	840367	69.95 G
YZ 250F	07-13	840374	69.95 G

MODEL	YEARS	PART #	
<b>YAMAHA CONTINUED</b>			
YZ 250F	14-16	840405	69.95 G
YZ 400F	98	840380	69.95 G
YZ 400F	99	840362	69.95 G
YZ 426F	02	840367	69.95 G
YZ 426F	00-01	840362	69.95 G
YZ 450F	03-05	840367	69.95 G
YZ 450F	06-09	840374	69.95 G
YZ 450F	10-16	840405	69.95 G
YZ 80	93-98	840406	49.95 G
YZ 80	99-01	840410	50.95 G
YZ 85	02-16	840410	50.95 G
IT 200	85	840382	69.95 G
TTR 125LE	03-15	840354	69.95 G
TTR 225	99-04	841405	49.95 G
TTR 230	05-09	841405	49.95 G
TTR 250	99-06	841406	69.95 G
TW 200	87-16	841407	69.95 G
WR 250R	08-16	840378	69.95 G
WR 250X	08-11	840378	69.95 G
XT 225	92-07	841405	49.95 G
XT 250	08-15	841408	44.95 G
YZ 250FX	15	840405	69.95 G
YZ 490	85	840395	69.95 G
YZ 490	86	840396	69.95 G
YZ 490	88-89	840358	69.95 G



### LINKAGE BEARING KITS

- The Pivot Works Linkage Bearing Kit is a great way to restore your motorcycle's linkage feel back to new without spending time gathering individual parts or paying for overpriced O.E.M. parts.
- Each kit includes all the necessary bearings, seals, pins, O-rings and washers to rebuild your O.E.M. linkage in one simple kit - without modifications.
- Backed by a lifetime replacement offer!
- Note: Kit does not include the lower shock bearing; please check out the Pivot Works Shock Bearing Kit for the upper and lower shock linkage replacement kit.

MODEL	YEAR	PART #	
<b>GASGAS</b>			
TXT 125	03-06	840086	99.95 G
TXT 200	03-06	840086	99.95 G
TXT 250	03-06	840086	99.95 G
TXT 280	03-06	840086	99.95 G
TXT 300	03-06	840086	99.95 G
<b>HONDA</b>			
CR 80R	88-95	841380	79.95 G
XR 100R	01-03	841382	69.95 G
CRF 250L	13-15	841456	89.95 G
<b>KAWASAKI</b>			
KX 60	85-88,90-03	841387	79.95 G
TTR 125E	03-09	840355	79.95 G
TTR 125L	03-08	840355	79.95 G
TTR 125LE	03-15	840355	79.95 G

- accessories
- body
- handlebar & grips
- cables & levers
- exhaust
- engine
- fuel & intake
- electrical & ignition
- clutch
- drive
- bearings
- brakes
- steering & suspension
- tires
- tools & shop

# STEERING & SUSPENSION

- accessories
- body
- handlebar & grips
- cables & levers
- exhaust
- engine
- fuel & intake
- electrical & ignition
- clutch
- drive
- bearings
- brakes
- steering & suspension
- tires
- tools & shop



## LINKAGE REBUILD KITS

- Restores performance and handling of rear suspension
- One kit to completely rebuild linkage
- Includes lower shock bearing
- Lifetime replacement



GAS GAS				
EC 125	2004-2011	841061	89.95	G
EC 200	2002-2011	841061	89.95	G
EC 250	2002-2011	841061	89.95	G
EC 300	2002-2011	841061	89.95	G
MC 125	2002-2009	841061	89.95	G
MC 200	2002-2007	841061	89.95	G
MC 250	2002-2009	841061	89.95	G
MC 300	2002-2007	841061	89.95	G
MX 125	2002-2007	841061	89.95	G
MX 200	2002-2007	841061	89.95	G
MX 250	2002-2007	841061	89.95	G
MX 300	2002-2007	841061	89.95	G
SM 125	2002-2008	841061	89.95	G
SM 200	2002-2007	841061	89.95	G
SM 250	2002-2007	841061	89.95	G
SM 300	2002-2007	841061	89.95	G

HONDA				
CR 125R	1994-1995	841065	89.95	G
CR 125R	2005-2007	841071	89.95	G
CR 125R	2002-2004	841384	89.95	G
CR 125R	2000-2001	841069	89.95	G
CR 125R	1998-1999	841068	89.95	G
CR 125R	1997	841067	89.95	G
CR 125R	1996	841066	89.95	G
CR 125R	1993	841064	89.95	G
CR 125R	1991-1992	841063	89.95	G
CR 125R	1989-1990	841062	89.95	G
CR 250R	1994-1995	841065	89.95	G
CR 250R	2005-2007	841073	89.95	G
CR 250R	2002-2004	841384	89.95	G
CR 250R	2000-2001	841069	89.95	G
CR 250R	1997	841072	89.95	G
CR 250R	1998-1999	841068	89.95	G
CR 250R	1996	841066	89.95	G
CR 250R	1992-1993	841064	89.95	G
CR 250R	1991	841063	89.95	G
CR 250R	1989-1990	841062	89.95	G
CR 500R	1996-2001	841076	89.95	G

HONDA CONTINUED				
CR 500R	1995	841075	89.95	G
CR 500R	1993-1994	841074	89.95	G
CR 500R	1991-1992	841063	89.95	G
CR 500R	1989-1990	841062	89.95	G
CR 80R	1996-2002	841077	89.95	G
CR 85R	2003-2007	841077	89.95	G
CRF 100F	2004-2013	841457	89.95	G
CRF 150F	2003-2015	841078	89.95	G
CRF 150R	2007-2016	841079	89.95	G
CRF 150RB	2007-2016	841079	89.95	G
CRF 230F	2003-2016	841078	89.95	G
CRF 250R	2010-2016	841082	89.95	G
CRF 250R	2005-2009	841071	89.95	G
CRF 250R	2004	841384	89.95	G
CRF 250X	2007-2015	841084	89.95	G
CRF 250X	2004-2005	841083	89.95	G
CRF 250X	2006	841073	89.95	G
CRF 450R	2009-2016	841082	89.95	G
CRF 450R	2005-2008	841073	89.95	G
CRF 450R	2002-2004	841384	89.95	G
CRF 450X	2005-2015	841073	89.95	G
CRF 80F	2004-2013	841458	89.95	G
XR 100R	2001-2003	841457	89.95	G
XR 250R	1996-2004	841088	89.95	G
XR 400R	1998-2004	841089	89.95	G
XR 400R	1996-1997	841088	89.95	G
XR 650R	2000-2007	841090	89.95	G
XR 80R	2001-2003	841458	89.95	G
CRF 230L	2008-2009	841080	89.95	G

HUSQVARNA				
CR 125	2004	841091	89.95	G
CR 250	2004	841091	89.95	G
FC 250	2014-2015	841391	99.95	G
FC 350	2014-2015	841391	99.95	G
FC 450	2014-2015	841391	99.95	G
FE 250	2014-2015	841391	99.95	G
FE 350	2014-2015	841391	99.95	G
FE 350S	2015	841391	99.95	G
FE 501	2014-2015	841391	99.95	G

## LINKAGE REBUILD KITS CONTINUED

HUSQVARNA CONTINUED				
FE 501S	2015	841391	99.95	G
SMR 450	2008-2009	841093	97.95	G
SMR 450	2005-2007	841092	89.95	G
SMR 450	2004	841091	89.95	G
SMR 510	2008-2009	841093	97.95	G
SMR 510	2005-2007	841092	89.95	G
TC 125	2014-2015	841391	99.95	G
TC 250	2014-2015	841391	99.95	G
TC 250	2008-2009	841093	97.95	G
TC 250	2005-2007	841092	89.95	G
TC 250	2004	841091	89.95	G
TC 450	2008-2009	841093	97.95	G
TC 450	2005-2007	841092	89.95	G
TC 450	2004	841091	89.95	G
TC 510	2008-2009	841093	97.95	G
TC 510	2005-2007	841092	89.95	G
TE 125	2015	841391	99.95	G
TE 250	2014-2015	841391	99.95	G
TE 250	2008-2009	841093	97.95	G
TE 250	2005-2007	841092	89.95	G
TE 250	2004	841091	89.95	G
TE 300	2014-2015	841391	99.95	G
TE 310	2008-2010	841093	97.95	G
TE 450	2008-2009	841093	97.95	G
TE 450	2005-2007	841092	89.95	G
TE 450	2004	841091	89.95	G
TE 510	2008-2010	841093	97.95	G
TE 510	2005-2007	841092	89.95	G
TE 510	2004	841094	89.95	G
TXC 250	2009	841093	97.95	G
TXC 450	2009	841093	97.95	G
TXC 510	2009	841093	97.95	G
WR 125	2004	841091	89.95	G
WR 250	2004	841091	89.95	G

KAWASAKI				
KDX 200	1995-2006	841096	89.95	G
KDX 200	1989-1994	841095	89.95	G
KDX 220	1997-2005	841096	89.95	G
KDX 250	1991-1994	841095	89.95	G
KLX 125	2003-2006	841097	89.95	G
KLX 125L	2003-2006	841097	89.95	G
KLX 250	1994-1996	841098	89.95	G
KLX 300R	1997-2007	841098	89.95	G
KLX 400	2003	841099	89.95	G
KLX 450R	2008-2009	841100	96.95	G
KX 100	1998-2015	841101	89.95	G

KAWASAKI CONTINUED				
KX 125	1993	841102	89.95	G
KX 125	1999-2003	841388	89.95	G
KX 125	1994-1998	841096	89.95	G
KX 125	1989-1992	841095	89.95	G
KX 125	2004-2005	841104	90.95	G
KX 250	1993	841102	89.95	G
KX 250	1999-2003	841388	89.95	G
KX 250	1998	841105	89.95	G
KX 250	1994-1997	841096	89.95	G
KX 250	1989-1992	841095	89.95	G
KX 250	2004-2007	841104	90.95	G
KX 250F	2004-2005	841104	90.95	G
KX 250F	2006-2016	841100	96.95	G
KX 450F	2006-2015	841100	96.95	G
KX 500	1989-2004	841095	89.95	G
KX 65	2000-2015	841107	89.95	G
KX 80	1998-2000	841101	89.95	G
KX 80	1991-1997	841109	89.95	G
KX 80	1990	841108	89.95	G
KX 85	2001-2015	841101	89.95	G
KLR 650	1987-2015	841389	89.95	G
KLX 250S	2006-2014	841098	89.95	G

KTM				
250 SX	2012-2015	841391	99.95	G
250 SX-F	2011-2015	841391	99.95	G
250 XC	2012-2014	841391	99.95	G
250 XC-F	2012-2015	841391	99.95	G
300 XC	2012-2014	841391	99.95	G
450 SX-F	2011-2015	841391	99.95	G
150 XC	2012-2014	841391	99.95	G
350 EXC-F	2012-2015	841391	99.95	G
350 SX-F	2011-2015	841391	99.95	G
350 XC-F	2012-2015	841391	99.95	G

SUZUKI				
DRZ 125	2003-2015	841097	89.95	G
DRZ 125L	2003-2015	841097	89.95	G
DRZ 400SM	2005-2009, 2014-2015	841099	89.95	G
RM 100	2003	841101	89.95	G
RM 125	2005-2007	841122	89.95	G
RM 125	2004	841121	89.95	G
RM 125	2000	841099	89.95	G
RM 125	2002-2003	841120	89.95	G
RM 125	2001	841119	89.95	G

- accessories
- body
- handlebar & grips
- cables & levers
- exhaust
- engine
- fuel & intake
- electrical & ignition
- clutch
- drive
- bearings
- brakes
- steering & suspension**
- tires
- tools & shop

# STEERING & SUSPENSION

## LINKAGE REBUILD KITS CONTINUED

accessories
body
handlebar & grips
cables & levers
exhaust
engine
fuel & intake
electrical & ignition
clutch
drive
bearings
brakes
<b>steering &amp; suspension</b>
tires
tools & shop

SUZUKI CONTINUED				
RM 125	1998-1999	841118	89.95	G
RM 125	1996-1997	841117	89.95	G
RM 125	1993-1995	841116	89.95	G
RM 125	1992	841115	89.95	G
RM 125	1991	841114	89.95	G
RM 125	1990	841113	89.95	G
RM 125	1989	841390	89.95	G
RM 250	2005-2009	841122	89.95	G
RM 250	2004	841121	89.95	G
RM 250	2000	841099	89.95	G
RM 250	2002-2003	841120	89.95	G
RM 250	2001	841119	89.95	G
RM 250	1998-1999	841118	89.95	G
RM 250	1996-1997	841117	89.95	G
RM 250	1993-1995	841116	89.95	G
RM 250	1992	841115	89.95	G
RM 250	1991	841114	89.95	G
RM 250	1990	841113	89.95	G
RM 250	1989	841390	89.95	G
RM 65	2003-2005	841107	89.95	G
RM 80	1990-2001	841123	89.95	G
RM 85	2005-2015	841124	89.95	G
RM 85	2002-2004	841123	89.95	G
RM 85L	2005-2012	841124	89.95	G
RMX 250	1997-1998	841127	89.95	G
RMX 250	1989-1990	841125	89.95	G
RMX 250	1991-1996	841115	89.95	G
RMZ 250	2010-2012	841128	89.95	G
RMZ 250	2007-2009	841122	89.95	G
RMZ 250	2004-2006	841104	90.95	G
RMZ 250	2013-2015	841459	92.95	G
RMZ 450	2010-2012	841128	89.95	G
RMZ 450	2005-2009	841122	89.95	G
RMZ 450	2013-2015	841459	92.95	G
DRZ 400	2000-2015	841099	89.95	G
YAMAHA				
WR 250	1994-1997	841129	89.95	G
WR 250F	2005	841573	89.95	G
WR 250F	2006	841395	89.95	G
WR 250F	2015	841140	89.95	G
WR 250F	2007-2013	841393	89.95	G
WR 250F	2002-2004	841131	89.95	G
WR 250F	2001	841130	89.95	G

YAMAHA CONTINUED				
WR 400F	1998-2000	841129	89.95	G
WR 426F	2001-2002	841130	89.95	G
WR 450F	2005	841573	89.95	G
WR 450F	2006	841395	89.95	G
WR 450F	2007-2015	841393	89.95	G
WR 450F	2003-2004	841131	89.95	G
YZ 125	2006-2016	841133	89.95	G
YZ 125	2005	841132	89.95	G
YZ 125	2002-2004	841131	89.95	G
YZ 125	1991-1992	841136	89.95	G
YZ 125	1989-1990	841135	89.95	G
YZ 125	2001	841130	89.95	G
YZ 125	1994-2000	841129	89.95	G
YZ 125	1993	841137	89.95	G
YZ 250	2006-2016	841133	89.95	G
YZ 250	2005	841132	89.95	G
YZ 250	2002-2004	841131	89.95	G
YZ 250	1990-1992	841136	89.95	G
YZ 250	2001	841130	89.95	G
YZ 250	1994-2000	841129	89.95	G
YZ 250	1993	841137	89.95	G
YZ 250F	2005	841573	89.95	G
YZ 250F	2010-2013	841394	89.95	G
YZ 250F	2009,2014-2016	841140	89.95	G
YZ 250F	2008	841139	89.95	G
YZ 250F	2006	841393	89.95	G
YZ 250F	2007	841138	89.95	G
YZ 250F	2002-2004	841131	89.95	G
YZ 250F	2001	841130	89.95	G
YZ 400F	1998-1999	841129	89.95	G
YZ 426F	2002	841131	89.95	G
YZ 426F	2001	841130	89.95	G
YZ 426F	2000	841129	89.95	G
YZ 450F	2005	841573	89.95	G
YZ 450F	2009-2016	841140	89.95	G
YZ 450F	2006-2008	841393	89.95	G
YZ 450F	2003-2004	841131	89.95	G
YZ 80	1993-2001	841142	89.95	G
YZ 85	2003-2016	841392	89.95	G
YZ 85	2002	841142	89.95	G
YZ 250FX	2015	841140	89.95	G



## FORK BUSHING OIL & DUST SEAL KITS



- Patented fork seal features a balanced 3 lip design that evenly distributes the pressure reducing operating temperature, wear and friction.
- Custom Elastomer fork seals have been tested to outlast OEM fork seals. Extends typical seal life by 3 to 5 times over OEM seals.
- Stiction (friction) measures from 1/3 to 1/2 less than OEM seals for smoother fork action.
- Lower stiction, longer life! It doesn't get any better than this!
- Plus, the only complete line of dust wipers! Wipers should be replaced with the fork seals to assure peak performance.



CC	MODEL	YEAR	FORK BUSHING KIT		FORK OIL SEAL & DUST SEAL KIT			FORK OIL SEAL ONLY KIT			FORK DUST SEAL ONLY KIT		
<b>BETA</b>													
125	EVO 2T 125	09-14	----		----		131909	13.19	L	----			
125	REV 2T 125	05-08	----		----		131909	13.19	L	----			
200	EVO 2T 200	09-13	----		----		131909	13.19	L	----			
200	REV 2T 200	05-08	----		----		131909	13.19	L	----			
250	EVO 2T 250	09-13	----		----		131909	13.19	L	----			
250	EVO 4T 250	09-12	----		----		131909	13.19	L	----			
250	REV 2T 250	05-08	----		----		131909	13.19	L	----			
250	REV 4T 250	08	----		----		131909	13.19	L	----			
270	REV 2T 270	05-08	----		----		131909	13.19	L	----			
290	EVO 2T 290	09-11	----		----		131909	13.19	L	----			
300	EVO 2T 300	12-13	----		----		131909	13.19	L	----			
300	EVO 4T 300	09-12	----		----		131909	13.19	L	----			
400	RR 4T 400	05-10	----		AB56149	27.36 L	131908	13.19	L	132000	14.17	L	
450	RR 4T 450	05-10	----		AB56149	27.36 L	131908	13.19	L	132000	14.17	L	
520	RR 4T 520	10	----		AB56149	27.36 L	131908	13.19	L	132000	14.17	L	
525	RR 4T 525	05-09	----		AB56149	27.36 L	131908	13.19	L	132000	14.17	L	
<b>COBRA</b>													
65	CX 65	07-13	----		AB56123	27.36 L	131885	13.19	L	131971	14.17	L	
<b>GAS-GAS</b>													
250	EC250	12	----		----		131904	13.19	L	----			
250	EC250	13	----		AB56149	27.36 L	131908	13.19	L	132000	14.17	L	
250	EC250 4T	10	----		AB56149	27.36 L	131908	13.19	L	132000	14.17	L	
250	EC250 4T	12	----		AB56147	27.36 L	131905	13.19	L	131967	14.17	L	
300	EC300	13	----		AB56149	27.36 L	131908	13.19	L	132000	14.17	L	
450	HALLEY 450 EH	09	----		AB56149	27.36 L	131908	13.19	L	132000	14.17	L	
450	HALLEY 450 SM	09	----		AB56149	27.36 L	131908	13.19	L	132000	14.17	L	
<b>HONDA</b>													
50	CRM50R (EURO)	93-96	----		AB56115	27.36 L	131882	13.19	L	131974	14.17	L	
50	MT50S (EURO)	93-96	----		----		131876	13.19	L	----			
70	CRF70F	04-12	----		AB56101	27.36 L	131876	13.19	L	131988	14.17	L	
70	SL70	71-73	----		----		131876	13.19	L	----			
70	XL70	76	----		----		131876	13.19	L	----			
70	XR70R	97-03	----		AB56101	27.36 L	131876	13.19	L	131988	14.17	L	
75	CRM75R (EURO)	89-94	----		AB56115	27.36 L	131882	13.19	L	131974	14.17	L	
75	XL75	77-79	----		----		131876	13.19	L	----			
75	XR75	73-78	----		----		131876	13.19	L	----			
80	CR80	80-81	----		----		131878	13.19	L	131996	14.17	L	
80	CR80	82-83	----		----		132756	13.19	L	131996	14.17	L	
80	CR80	84	----		AB56114	27.36 L	131881	13.19	L	131993	14.17	L	
80	CR80R	85-86	----		AB56113	27.36 L	131881	13.19	L	131975	14.17	L	
80	CR80R	87-95	----		AB56115	27.36 L	131882	13.19	L	131974	14.17	L	
80	CR80R	96-02	133011	35.94 L	AB56123	27.36 L	131885	13.19	L	131971	14.17	L	
80	CR80RB	97-02	133011	35.94 L	AB56123	27.36 L	131885	13.19	L	131971	14.17	L	
80	CRF80F	04-13	----		AB56101	27.36 L	131876	13.19	L	131988	14.17	L	
80	XL80S	80-85	----		----		131876	13.19	L	----			
80	XR80	79-84	----		----		131876	13.19	L	----			
80	XR80R	85-03	----		AB56101	27.36 L	131876	13.19	L	131988	14.17	L	

- accessories
- body
- handlebar & grips
- cables & levers
- exhaust
- engine
- fuel & intake
- electrical & ignition
- clutch
- drive
- bearings
- brakes
- steering & suspension
- tires
- tools & shop

# STEERING & SUSPENSION

## ALL BALLS FORK BUSHING OIL & DUST SEAL KITS CONTINUED

CC	MODEL	YEAR	FORK BUSHING KIT			FORK OIL SEAL & DUST SEAL KIT			FORK OIL SEAL ONLY KIT			FORK DUST SEAL ONLY KIT		
<b>HONDA CONTINUED</b>														
85	CR85R/RB	03-07	133011	35.94	L	AB56123	27.36	L	131885	13.19	L	131971	14.17	L
100	CRF100F	04-13	----			AB56101	27.36	L	131876	13.19	L	131988	14.17	L
100	XL100	76-80	----			----			132756	13.19	L	----		
100	XL100S	79-80	----			----			132756	13.19	L	----		
100	XL100S	81-85	----			----			131876	13.19	L	----		
100	XR100	81-84	----			----			131876	13.19	L	----		
100	XR100R	85-03	----			AB56101	27.36	L	131876	13.19	L	131988	14.17	L
110	CRF110F	13-16	----			133018	27.36	L	132756	13.19	L	133019	14.17	L
125	CR125M	76	----			AB56118	27.36	L	131882	13.19	L	131994	14.17	L
125	CR125R	81	----			----			131886	13.19	L	----		
125	CR125R	82-83	----			AB56124	27.36	L	131886	13.19	L	131981	14.17	L
125	CR125R	84-86	----			AB56136	27.36	L	131895	13.19	L	131979	14.17	L
125	CR125R	87	132667	35.94	L	132476	27.36	L	131893	13.19	L	132478	14.17	L
125	CR125R	88-89	131692	37.98	L	132476	27.36	L	131893	13.19	L	132478	14.17	L
125	CR125R	90-91	132658	37.98	L	AB56139	27.36	L	131897	13.19	L	131963	14.17	L
125	CR125R	92-93	----			AB56134	27.36	L	131894	13.19	L	131970	14.17	L
125	CR125R	94-96	131693	44.38	L	AB56137	27.36	L	131896	13.19	L	131964	14.17	L
125	CR125R	97-07	131694	35.29	L	AB56141	27.36	L	131899	13.19	L	131965	14.17	L
125	CRF125F	14-16	----			133018	27.36	L	132756	13.19	L	133019	14.17	L
125	MT125 ELSINORE	74-76	----			----			132756	13.19	L	----		
125	NXR125 (EU)	03-05	----			133018	27.36	L	132756	13.19	L	133019	14.17	L
125	SL125 MOTO SPORT	71-73	----			----			132756	13.19	L	----		
125	TL125	74-76	----			----			132756	13.19	L	----		
125	XL125	74-78	----			----			132756	13.19	L	----		
125	XL125	79-85	----			----			132756	13.19	L	131996	14.17	L
125	XLR125 (EURO)	98	----			AB56123	27.36	L	131885	13.19	L	131971	14.17	L
125	XR125L (EURO)	04-11	----			133018	27.36	L	132756	13.19	L	133019	14.17	L
150	CRF150F	03-16	----			132671	27.36	L	131882	13.19	L	132872	14.17	L
150	CRF150R/RB	07-16	133011	35.94	L	AB56123	27.36	L	131885	13.19	L	131971	14.17	L
175	MR175 ELSINORE	76-77	----			----			132756	13.19	L	----		
175	SL175	70-71	----			----			132756	13.19	L	----		
175	XL175	73-78	----			----			132756	13.19	L	----		
185	XL185S	79-81	----			----			132756	13.19	L	131996	14.17	L
185	XL185S	82-83	----			----			132756	13.19	L	----		
185	XR185	79	----			----			132756	13.19	L	----		
200	CTX200	02-11	----			AB56123	27.36	L	131885	13.19	L	131971	14.17	L
200	TLR200 REFLEX	86-87	----			AB56113	27.36	L	131881	13.19	L	131975	14.17	L
200	TR200 FATCAT	86-87	----			133018	27.36	L	132756	13.19	L	133019	14.17	L
200	XL200R	83-84	----			AB56113	27.36	L	131881	13.19	L	131975	14.17	L
200	XR200	80-84	----			AB56115	27.36	L	131882	13.19	L	131974	14.17	L
200	XR200R	81-83	----			AB56115	27.36	L	131882	13.19	L	131974	14.17	L
200	XR200R	84	----			AB56120	27.36	L	131883	13.19	L	131982	14.17	L
200	XR200R	85-02	131695	38.82	L	AB56120	27.36	L	131883	13.19	L	131982	14.17	L
230	CRF230F	03-16	----			AB56123	27.36	L	131885	13.19	L	131971	14.17	L
230	CRF230L	08-09	----			AB56123	27.36	L	131885	13.19	L	131971	14.17	L
230	CRF230M	09	----			AB56123	27.36	L	131885	13.19	L	131971	14.17	L
250	CR250	73-76	----			AB56118	27.36	L	131882	13.19	L	131994	14.17	L
250	CR250R	78-80	----			----			131883	13.19	L	----		
250	CR250R	81	----			AB56128	27.36	L	131890	13.19	L	131980	14.17	L
250	CR250R	82	----			AB56136	27.36	L	131895	13.19	L	131979	14.17	L
250	CR250R	83-87	132868	39.07	L	132476	27.36	L	131893	13.19	L	132478	14.17	L
250	CR250R	88	131692	37.98	L	132476	27.36	L	131893	13.19	L	132478	14.17	L
250	CR250R	89	----			AB56139	27.36	L	131897	13.19	L	131963	14.17	L
250	CR250R	90-91	132658	37.98	L	AB56139	27.36	L	131897	13.19	L	131963	14.17	L
250	CR250R	92-94	133012	45.94	L	AB56134	27.36	L	131894	13.19	L	131970	14.17	L
250	CR250R	95	131696	37.17	L	AB56137	27.36	L	131896	13.19	L	131964	14.17	L
250	CR250R	96	131694	35.29	L	AB56141	27.36	L	131899	13.19	L	131965	14.17	L
250	CR250R	97-07	131699	30.24	L	AB56142	27.36	L	131900	13.19	L	131962	14.17	L
250	CRF250L	13-15	132900	35.94	L	132476	27.36	L	131893	13.19	L	132478	14.17	L
250	CRF250R	04-08	131699	30.24	L	AB56142	27.36	L	131900	13.19	L	131962	14.17	L
250	CRF250R	09	132428	38.82	L	AB56142	27.36	L	131900	13.19	L	131962	14.17	L
250	CRF250R	10-14	132429	37.17	L	AB56147	27.36	L	131905	13.19	L	131967	14.17	L

## ALL BALLS FORK BUSHING OIL & DUST SEAL KITS CONTINUED

CC	MODEL	YEAR	FORK BUSHING KIT			FORK OIL SEAL & DUST SEAL KIT			FORK OIL SEAL ONLY KIT			FORK DUST SEAL ONLY KIT		
<b>HONDA CONTINUED</b>														
250	CRF250R	15-16	133013	45.94	L	AB56144	27.36	L	131902	13.19	L	131966	14.17	L
250	CRF250X	04-15	131699	30.24	L	AB56142	27.36	L	131900	13.19	L	131962	14.17	L
250	NX250	88-90	----			AB56123	27.36	L	131885	13.19	L	131971	14.17	L
250	TL250	75-76	----			AB56114	27.36	L	131881	13.19	L	131993	14.17	L
250	XL250	72-76	----			AB56118	27.36	L	131882	13.19	L	131994	14.17	L
250	XL250R	82-87	----			AB56115	27.36	L	131882	13.19	L	131974	14.17	L
250	XR250	79-80	----			AB56115	27.36	L	131882	13.19	L	131974	14.17	L
250	XR250 TORNADO (EURO)	01-02	----			AB56132	27.36	L	131892	13.19	L	131977	14.17	L
250	XR250L	91-96	----			AB56132	27.36	L	131892	13.19	L	131977	14.17	L
250	XR250R	81-82	----			AB56123	27.36	L	131885	13.19	L	131971	14.17	L
250	XR250R	84-85	----			AB56124	27.36	L	131886	13.19	L	131981	14.17	L
250	XR250R	86-95	----			AB56130	27.36	L	131891	13.19	L	131980	14.17	L
250	XR250R	96-04	132421	37.98	L	AB56130	27.36	L	131891	13.19	L	131980	14.17	L
300	XRE300 (SA)	10-12	----			AB56132	27.36	L	131892	13.19	L	131977	14.17	L
350	SL350	70	----			----			133933	13.19	L	----		
350	SL350K2	72	----			AB56118	27.36	L	131882	13.19	L	131994	14.17	L
350	XL350	74-78	----			AB56118	27.36	L	131882	13.19	L	131994	14.17	L
350	XL350R	84-85	----			AB56125	27.36	L	131887	13.19	L	131973	14.17	L
350	XR350R	83-85	----			AB56132	27.36	L	131892	13.19	L	131977	14.17	L
400	XR400R	96-97	132868	39.07	L	132476	27.36	L	131893	13.19	L	132478	14.17	L
400	XR400R	98-04	132424	39.07	L	132476	27.36	L	131893	13.19	L	132478	14.17	L
450	CR450R	81	----			AB56128	27.36	L	131890	13.19	L	131980	14.17	L
450	CRF450R	02-08	131699	30.24	L	AB56142	27.36	L	131900	13.19	L	131962	14.17	L
450	CRF450R	09-12	131737	24.43	L	AB56147	27.36	L	131905	13.19	L	131967	14.17	L
450	CRF450R	13-16	131737	24.43	L	132673	27.50	L	132870	18.90	L	131967	14.17	L
450	CRF450X	05-15	131699	30.24	L	AB56142	27.36	L	131900	13.19	L	131962	14.17	L
480	CR480R	82	----			AB56136	27.36	L	131895	13.19	L	131979	14.17	L
480	CR480R	83	----			AB56133	27.36	L	131893	13.19	L	131970	14.17	L
500	CR500R	84	----			132476	27.36	L	131893	13.19	L	132478	14.17	L
500	CR500R	85-87	132667	35.94	L	132476	27.36	L	131893	13.19	L	132478	14.17	L
500	CR500R	88	131692	37.98	L	132476	27.36	L	131893	13.19	L	132478	14.17	L
500	CR500R	89	----			AB56139	27.36	L	131897	13.19	L	131963	14.17	L
500	CR500R	90-91	132658	37.98	L	AB56139	27.36	L	131897	13.19	L	131963	14.17	L
500	CR500R	92-94	----			AB56134	27.36	L	131894	13.19	L	131970	14.17	L
500	CR500R	95	131701	51.04	L	AB56137	27.36	L	131896	13.19	L	131964	14.17	L
500	CR500R	96-01	131702	51.04	L	AB56141	27.36	L	131899	13.19	L	131965	14.17	L
500	NX500 (EURO)	93-99	----			AB56132	27.36	L	131892	13.19	L	131977	14.17	L
500	XL500R	82	----			AB56123	27.36	L	131885	13.19	L	131971	14.17	L
500	XL500S	79-81	----			AB56118	27.36	L	131882	13.19	L	131994	14.17	L
500	XR500	79-80	----			AB56115	27.36	L	131882	13.19	L	131974	14.17	L
500	XR500R	81-82	----			AB56123	27.36	L	131885	13.19	L	131971	14.17	L
500	XR500R	83-84	----			AB56133	27.36	L	131893	13.19	L	131970	14.17	L
600	XL600R	83-87	----			AB56125	27.36	L	131887	13.19	L	131973	14.17	L
600	XR600R	85-87	----			132476	27.36	L	131893	13.19	L	132478	14.17	L
600	XR600R	88-00	132868	39.07	L	132476	27.36	L	131893	13.19	L	132478	14.17	L
650	FX650 (EURO)	99-00	----			AB56132	27.36	L	131892	13.19	L	131977	14.17	L
650	XR650L	93-15	132868	39.07	L	132476	27.36	L	131893	13.19	L	132478	14.17	L
650	XR650R	00-07	131703	33.27	L	AB56140	27.36	L	131898	13.19	L	131978	14.17	L
<b>HUSABERG</b>														
250	FE250	13	----			AB56146	27.36	L	131904	13.19	L	131967	14.17	L
250	FE250	14	133014	34.94	L	AB56146	27.36	L	131904	13.19	L	131967	14.17	L
250	TE250	11	131736	48.87	L	AB56146	27.36	L	131904	13.19	L	131967	14.17	L
250	TE250	12	132762	37.17	L	AB56146	27.36	L	131904	13.19	L	131967	14.17	L
250	TE250	13	----			AB56146	27.36	L	131904	13.19	L	131967	14.17	L
250	TE250	14	133014	34.94	L	AB56146	27.36	L	131904	13.19	L	131967	14.17	L
300	TE300	11	131736	48.87	L	AB56146	27.36	L	131904	13.19	L	131967	14.17	L
300	TE300	12	132762	37.17	L	AB56146	27.36	L	131904	13.19	L	131967	14.17	L
300	TE300	13	----			AB56146	27.36	L	131904	13.19	L	131967	14.17	L
300	TE300	14	133014	34.94	L	AB56146	27.36	L	131904	13.19	L	131967	14.17	L
350	FE350	13	----			AB56146	27.36	L	131904	13.19	L	131967	14.17	L
350	FE350	14	133014	34.94	L	AB56146	27.36	L	131904	13.19	L	131967	14.17	L

- accessories
- body
- handlebar & grips
- cables & levers
- exhaust
- engine
- fuel & intake
- electrical & ignition
- clutch
- drive
- bearings
- brakes
- steering & suspension
- tires
- tools & shop

# STEERING & SUSPENSION

## ALL BALLS FORK BUSHING OIL & DUST SEAL KITS CONTINUED

CC	MODEL	YEAR	FORK BUSHING KIT			FORK OIL SEAL & DUST SEAL KIT			FORK OIL SEAL ONLY KIT			FORK DUST SEAL ONLY KIT		
<b>HUSABERG CONTINUED</b>														
390	390FE	10-11	131736	48.87	L	AB56146	27.36	L	131904	13.19	L	131967	14.17	L
450	450FC	01-02	131720	44.38	L	AB56146	27.36	L	131904	13.19	L	131967	14.17	L
450	450FC	03-04	132425	48.87	L	AB56146	27.36	L	131904	13.19	L	131967	14.17	L
450	450FC	05	131719	41.60	L	AB56146	27.36	L	131904	13.19	L	131967	14.17	L
450	450FE	04	132425	48.87	L	AB56146	27.36	L	131904	13.19	L	131967	14.17	L
450	450FE	05-08	131719	41.60	L	AB56146	27.36	L	131904	13.19	L	131967	14.17	L
450	450FE	09-11	131736	48.87	L	AB56146	27.36	L	131904	13.19	L	131967	14.17	L
450	450FE-E	01-02	131720	44.38	L	AB56146	27.36	L	131904	13.19	L	131967	14.17	L
450	450FE-E	03	132425	48.87	L	AB56146	27.36	L	131904	13.19	L	131967	14.17	L
450	450FS	04	132425	48.87	L	AB56146	27.36	L	131904	13.19	L	131967	14.17	L
450	450FS-C	01-02	131720	44.38	L	AB56146	27.36	L	131904	13.19	L	131967	14.17	L
450	450FS-C	03	132425	48.87	L	AB56146	27.36	L	131904	13.19	L	131967	14.17	L
450	450FS-C	05-06	131719	41.60	L	AB56146	27.36	L	131904	13.19	L	131967	14.17	L
450	450FS-E	01-02	131720	44.38	L	AB56146	27.36	L	131904	13.19	L	131967	14.17	L
450	450FS-E	03	132425	48.87	L	AB56146	27.36	L	131904	13.19	L	131967	14.17	L
450	450FS-E	05-08	131719	41.60	L	AB56146	27.36	L	131904	13.19	L	131967	14.17	L
450	450FX	10-11	131736	48.87	L	AB56146	27.36	L	131904	13.19	L	131967	14.17	L
450	450FX-E	01-02	131720	44.38	L	AB56146	27.36	L	131904	13.19	L	131967	14.17	L
450	450FX-E	03	132425	48.87	L	AB56146	27.36	L	131904	13.19	L	131967	14.17	L
450	FE450	14	133014	34.94	L	AB56146	27.36	L	131904	13.19	L	131967	14.17	L
501	FE501	13	-----			AB56146	27.36	L	131904	13.19	L	131967	14.17	L
501	FE501	14	133014	34.94	L	AB56146	27.36	L	131904	13.19	L	131967	14.17	L
550	550FE	07-08	131719	41.60	L	AB56146	27.36	L	131904	13.19	L	131967	14.17	L
550	550FS-E	07	131719	41.60	L	AB56146	27.36	L	131904	13.19	L	131967	14.17	L
570	570FE	09-11	131736	48.87	L	AB56146	27.36	L	131904	13.19	L	131967	14.17	L
570	570FS	10-11	131736	48.87	L	AB56146	27.36	L	131904	13.19	L	131967	14.17	L
650	650FC	04	132425	48.87	L	AB56146	27.36	L	131904	13.19	L	131967	14.17	L
650	650FC	05	131719	41.60	L	AB56146	27.36	L	131904	13.19	L	131967	14.17	L
650	650FE	04	132425	48.87	L	AB56146	27.36	L	131904	13.19	L	131967	14.17	L
650	650FE	05-08	131719	41.60	L	AB56146	27.36	L	131904	13.19	L	131967	14.17	L
650	650FS	04	132425	48.87	L	AB56146	27.36	L	131904	13.19	L	131967	14.17	L
650	650FS	08	131719	41.60	L	AB56146	27.36	L	131904	13.19	L	131967	14.17	L
650	650FS-C	05-06	131719	41.60	L	AB56146	27.36	L	131904	13.19	L	131967	14.17	L
650	650FS-E	05-07	131719	41.60	L	AB56146	27.36	L	131904	13.19	L	131967	14.17	L
<b>HUSQVARNA</b>														
85	TC 85	14-15	133015	45.94	L	AB56126	27.36	L	131888	13.19	L	131999	14.17	L
125	CR125	96-08	-----			AB56149	27.36	L	131908	13.19	L	132000	14.17	L
125	CR125	09	-----			AB56145	27.36	L	131903	13.19	L	132002	14.17	L
125	CR125	10-13	131730	46.40	L	AB56147	27.36	L	131905	13.19	L	131967	14.17	L
125	TC 125	14	132762	37.17	L	AB56146	27.36	L	131904	13.19	L	131967	14.17	L
125	TC 125	15	133014	34.94	L	AB56146	27.36	L	131904	13.19	L	131967	14.17	L
125	TE 125	15	133014	34.94	L	AB56146	27.36	L	131904	13.19	L	131967	14.17	L
125	WR125	96-08	-----			AB56149	27.36	L	131908	13.19	L	132000	14.17	L
125	WR125	09	-----			AB56145	27.36	L	131903	13.19	L	132002	14.17	L
125	WR125	10-13	131730	46.40	L	AB56147	27.36	L	131905	13.19	L	131967	14.17	L
250	CR250	96	-----			AB56149	27.36	L	131908	13.19	L	132000	14.17	L
250	CR250	97-98	-----			AB56142	27.36	L	131900	13.19	L	131962	14.17	L
250	CR250	99-04	-----			AB56149	27.36	L	131908	13.19	L	132000	14.17	L
250	FC 250	14	132762	37.17	L	AB56146	27.36	L	131904	13.19	L	131967	14.17	L
250	FC 250	15	133014	34.94	L	AB56146	27.36	L	131904	13.19	L	131967	14.17	L
250	FE 250	14	132762	37.17	L	AB56146	27.36	L	131904	13.19	L	131967	14.17	L
250	FE 250	15	133014	34.94	L	AB56146	27.36	L	131904	13.19	L	131967	14.17	L
250	TC 250	14	132762	37.17	L	AB56146	27.36	L	131904	13.19	L	131967	14.17	L
250	TC 250	15	133014	34.94	L	AB56146	27.36	L	131904	13.19	L	131967	14.17	L
250	TC250	03-07	-----			AB56149	27.36	L	131908	13.19	L	132000	14.17	L
250	TC250	08-09	-----			AB56145	27.36	L	131903	13.19	L	132002	14.17	L
250	TC250	10-13	131730	46.40	L	AB56147	27.36	L	131905	13.19	L	131967	14.17	L
250	TE 250	14	132762	37.17	L	AB56146	27.36	L	131904	13.19	L	131967	14.17	L
250	TE 250	15	133014	34.94	L	AB56146	27.36	L	131904	13.19	L	131967	14.17	L
250	TE250	03-07	-----			AB56149	27.36	L	131908	13.19	L	132000	14.17	L
250	TE250	08-09	-----			AB56145	27.36	L	131903	13.19	L	132002	14.17	L

# STEERING & SUSPENSION

## ALL BALLS FORK BUSHING OIL & DUST SEAL KITS CONTINUED

CC	MODEL	YEAR	FORK BUSHING KIT			FORK OIL SEAL & DUST SEAL KIT			FORK OIL SEAL ONLY KIT			FORK DUST SEAL ONLY KIT		
<b>HUSQVARNA CONTINUED</b>														
250	TE250	10-13	131730	46.40	L	AB56147	27.36	L	131905	13.19	L	131967	14.17	L
250	TXC250	08-09	-----			AB56145	27.36	L	131903	13.19	L	132002	14.17	L
250	TXC250	10-13	131730	46.40	L	AB56147	27.36	L	131905	13.19	L	131967	14.17	L
250	WR250	98	-----			AB56145	27.36	L	131903	13.19	L	132002	14.17	L
250	WR250	99-08	-----			AB56149	27.36	L	131908	13.19	L	132000	14.17	L
250	WR250	09	-----			AB56145	27.36	L	131903	13.19	L	132002	14.17	L
250	WR250	10-13	131730	46.40	L	AB56147	27.36	L	131905	13.19	L	131967	14.17	L
300	TE 300	14	132762	37.17	L	AB56146	27.36	L	131904	13.19	L	131967	14.17	L
300	TE 300	15	133014	34.94	L	AB56146	27.36	L	131904	13.19	L	131967	14.17	L
300	WR300	08-09	-----			AB56145	27.36	L	131903	13.19	L	132002	14.17	L
300	WR300	10-13	131730	46.40	L	AB56147	27.36	L	131905	13.19	L	131967	14.17	L
310	TE310	09	-----			AB56145	27.36	L	131903	13.19	L	132002	14.17	L
310	TE310	10-13	131730	46.40	L	AB56147	27.36	L	131905	13.19	L	131967	14.17	L
310	TXC310	12-13	131730	46.40	L	AB56147	27.36	L	131905	13.19	L	131967	14.17	L
350	FC 350	14	132762	37.17	L	AB56146	27.36	L	131904	13.19	L	131967	14.17	L
350	FC 350	15	133014	34.94	L	AB56146	27.36	L	131904	13.19	L	131967	14.17	L
350	FE 350	14	132762	37.17	L	AB56146	27.36	L	131904	13.19	L	131967	14.17	L
350	FE 350	15	133014	34.94	L	AB56146	27.36	L	131904	13.19	L	131967	14.17	L
350	FE 350S	15	133014	34.94	L	AB56146	27.36	L	131904	13.19	L	131967	14.17	L
360	WR360	96	-----			AB56149	27.36	L	131908	13.19	L	132000	14.17	L
360	WR360	97-98	-----			AB56145	27.36	L	131903	13.19	L	132002	14.17	L
360	WR360	99-02	-----			AB56149	27.36	L	131908	13.19	L	132000	14.17	L
400	SM400R	04	-----			AB56149	27.36	L	131908	13.19	L	132000	14.17	L
400	TE400	01	-----			AB56149	27.36	L	131908	13.19	L	132000	14.17	L
410	TE410	96	-----			AB56149	27.36	L	131908	13.19	L	132000	14.17	L
410	TE410	97-98	-----			AB56145	27.36	L	131903	13.19	L	132002	14.17	L
410	TE410	99-01	-----			AB56149	27.36	L	131908	13.19	L	132000	14.17	L
450	FC 450	14	132762	37.17	L	AB56146	27.36	L	131904	13.19	L	131967	14.17	L
450	FC 450	15	133014	34.94	L	AB56146	27.36	L	131904	13.19	L	131967	14.17	L
450	FE 450	14	132762	37.17	L	AB56146	27.36	L	131904	13.19	L	131967	14.17	L
450	SM450	10	131730	46.40	L	AB56147	27.36	L	131905	13.19	L	131967	14.17	L
450	SM450R	03-05	-----			AB56149	27.36	L	131908	13.19	L	132000	14.17	L
450	SM450R	06-09	-----			AB56145	27.36	L	131903	13.19	L	132002	14.17	L
450	TC450	03-05	-----			AB56149	27.36	L	131908	13.19	L	132000	14.17	L
450	TC450	06-09	-----			AB56145	27.36	L	131903	13.19	L	132002	14.17	L
450	TC450	10	131730	46.40	L	AB56147	27.36	L	131905	13.19	L	131967	14.17	L
450	TE TC TXC 449	11-13	131730	46.40	L	AB56147	27.36	L	131905	13.19	L	131967	14.17	L
450	TE450	03-05	-----			AB56149	27.36	L	131908	13.19	L	132000	14.17	L
450	TE450	06-09	-----			AB56145	27.36	L	131903	13.19	L	132002	14.17	L
450	TE450	10	131730	46.40	L	AB56147	27.36	L	131905	13.19	L	131967	14.17	L
450	TXC450	08-09	-----			AB56145	27.36	L	131903	13.19	L	132002	14.17	L
450	TXC450	10	131730	46.40	L	AB56147	27.36	L	131905	13.19	L	131967	14.17	L
500	FE 501	14	132762	37.17	L	AB56146	27.36	L	131904	13.19	L	131967	14.17	L
500	FE 501	15	133014	34.94	L	AB56146	27.36	L	131904	13.19	L	131967	14.17	L
500	FE 501S	15	133014	34.94	L	AB56146	27.36	L	131904	13.19	L	131967	14.17	L
510	SM510	10	131730	46.40	L	AB56147	27.36	L	131905	13.19	L	131967	14.17	L
510	SM510R	05	-----			AB56149	27.36	L	131908	13.19	L	132000	14.17	L
510	SM510R	06-09	-----			AB56145	27.36	L	131903	13.19	L	132002	14.17	L
510	TC510	05	-----			AB56149	27.36	L	131908	13.19	L	132000	14.17	L
510	TC510	06-09	-----			AB56145	27.36	L	131903	13.19	L	132002	14.17	L
510	TE510	04-05	-----			AB56149	27.36	L	131908	13.19	L	132000	14.17	L
510	TE510	06-09	-----			AB56145	27.36	L	131903	13.19	L	132002	14.17	L
510	TE510	10	131730	46.40	L	AB56147	27.36	L	131905	13.19	L	131967	14.17	L
510	TXC510	08-09	-----			AB56145	27.36	L	131903	13.19	L	132002	14.17	L
510	TXC510	10	131730	46.40	L	AB56147	27.36	L	131905	13.19	L	131967	14.17	L
511	TE TXC 511	12-13	131730	46.40	L	AB56147	27.36	L	131905	13.19	L	131967	14.17	L
530	SM530R	09	-----			AB56145	27.36	L	131903	13.19	L	132002	14.17	L
570	SMR570	01-04	-----			AB56149	27.36	L	131908	13.19	L	132000	14.17	L
570	TC570	01-02	-----			AB56149	27.36	L	131908	13.19	L	132000	14.17	L
570	TE570	01-04	-----			AB56149	27.36	L	131908	13.19	L	132000	14.17	L
610	SM610	01-08	-----			AB56149	27.36	L	131908	13.19	L	132000	14.17	L
610	SM-E610	99-01	-----			AB56149	27.36	L	131908	13.19	L	132000	14.17	L

- accessories
- body
- handlebar & grips
- cables & levers
- exhaust
- engine
- fuel & intake
- electrical & ignition
- clutch
- drive
- bearings
- brakes
- steering & suspension**
- tires
- tools & shop

# STEERING & SUSPENSION

## ALL BALLS FORK BUSHING OIL & DUST SEAL KITS CONTINUED

CC	MODEL	YEAR	FORK BUSHING KIT		FORK OIL SEAL & DUST SEAL KIT			FORK OIL SEAL ONLY KIT			FORK DUST SEAL ONLY KIT			
<b>HUSQVARNA CONTINUED</b>														
610	SMR610	00-01	----		AB56149	27.36	L	131908	13.19	L	132000	14.17	L	
610	TC610	96-98	----		AB56145	27.36	L	131903	13.19	L	132002	14.17	L	
610	TC610	99-01	----		AB56149	27.36	L	131908	13.19	L	132000	14.17	L	
610	TE610	98	----		AB56145	27.36	L	131903	13.19	L	132002	14.17	L	
610	TE610	99-08	----		AB56149	27.36	L	131908	13.19	L	132000	14.17	L	
610	TE-E610	99-01	----		AB56149	27.36	L	131908	13.19	L	132000	14.17	L	
630	SMS630	10-11	----		AB56149	27.36	L	131908	13.19	L	132000	14.17	L	
630	TE630	10-11	----		AB56149	27.36	L	131908	13.19	L	132000	14.17	L	
<b>KAWASAKI</b>														
60	KX60	83-03	----		132759	27.36	L	131878	13.19	L	131986	14.17	L	
65	KX65	00-15	----		AB56113	27.36	L	131881	13.19	L	131975	14.17	L	
80	KD80	75-87	----		----			131876	13.19	L	----			
80	KD80	88-90	----		AB56101	27.36	L	131876	13.19	L	131988	14.17	L	
80	KDX80	80-88	----		132759	27.36	L	131878	13.19	L	131986	14.17	L	
80	KX80	79-81	----		132759	27.36	L	131878	13.19	L	131986	14.17	L	
80	KX80	82	----		----			----			131986	14.17	L	
80	KX80	83	----		AB56114	27.36	L	131881	13.19	L	131993	14.17	L	
80	KX80	84-85	----		AB56112	27.36	L	131880	13.19	L	131987	14.17	L	
80	KX80	86-87	----		AB56117	27.36	L	131882	13.19	L	131992	14.17	L	
80	KX80	88-89	----		AB56116	27.36	L	131882	13.19	L	131983	14.17	L	
80	KX80	90-91	----		AB56115	27.36	L	131882	13.19	L	131974	14.17	L	
80	KX80	92-97	----		AB56124	27.36	L	131886	13.19	L	131981	14.17	L	
80	KX80	98-00	131721	39.07	L	AB56121	27.36	L	131884	13.19	L	131972	14.17	L
80	KX80 BIG WHEEL	92-94	131721	39.07	L	AB56121	27.36	L	131884	13.19	L	131972	14.17	L
85	KX85	01-15	131721	39.07	L	AB56121	27.36	L	131884	13.19	L	131972	14.17	L
100	KD100	76-79	----		----			131876	13.19	L	----			
100	KE100	76-01	----		AB56105	27.36	L	131877	13.19	L	131985	14.17	L	
100	KM100	76-81	----		----			131876	13.19	L	----			
100	KX100	95-15	131721	39.07	L	AB56121	27.36	L	131884	13.19	L	131972	14.17	L
110	KLX110	02-16	----		132759	27.36	L	131878	13.19	L	131986	14.17	L	
110	KLX110L	10-16	----		132759	27.36	L	131878	13.19	L	131986	14.17	L	
125	KD125	75-79	----		----			132756	13.19	L	----			
125	KE125	76-81	----		----			132756	13.19	L	----			
125	KLX125	03-06	----		----			131878	13.19	L	----			
125	KLX125L	03-06	----		----			131878	13.19	L	----			
125	KX125	74-76	----		----			132756	13.19	L	----			
125	KX125	78-79	----		AB56120	27.36	L	131883	13.19	L	131982	14.17	L	
125	KX125	80-81	----		AB56124	27.36	L	131886	13.19	L	131981	14.17	L	
125	KX125	82	----		AB56128	27.36	L	131890	13.19	L	131980	14.17	L	
125	KX125	83	----		AB56136	27.36	L	131895	13.19	L	131979	14.17	L	
125	KX125	84-87	131714	37.44	L	AB56136	27.36	L	131895	13.19	L	131979	14.17	L
125	KX125	88	131714	37.44	L	AB56138	27.36	L	131896	13.19	L	131979	14.17	L
125	KX125	89	131733	51.04	L	AB56140	27.36	L	131898	13.19	L	131978	14.17	L
125	KX125	90	131732	51.04	L	AB56129	27.36	L	131891	13.19	L	131969	14.17	L
125	KX125	91-95	131731	49.93	L	AB56137	27.36	L	131896	13.19	L	131964	14.17	L
125	KX125	96-01	131694	35.29	L	AB56141	27.36	L	131899	13.19	L	131965	14.17	L
125	KX125	02-03	131728	39.07	L	AB56147	27.36	L	131905	13.19	L	131967	14.17	L
125	KX125	04-05	131729	38.23	L	AB56147	27.36	L	131905	13.19	L	131967	14.17	L
140	KLX140	08-16	----		----			131881	13.19	L	----			
140	KLX140L	08-16	----		----			131881	13.19	L	----			
175	KDX175	80-82	----		AB56120	27.36	L	131883	13.19	L	131982	14.17	L	
175	KE175	80-83	----		132913	27.50	L	131882	13.19	L	132916	14.17	L	
200	KDX200	83-85	----		AB56124	27.36	L	131886	13.19	L	131981	14.17	L	
200	KDX200	86-92	131714	37.44	L	AB56136	27.36	L	131895	13.19	L	131979	14.17	L
200	KDX200	93-94	----		AB56129	27.36	L	131891	13.19	L	131969	14.17	L	
200	KDX200	95-06	131725	39.07	L	AB56138	27.36	L	131896	13.19	L	131979	14.17	L
220	KDX220	97-05	131725	39.07	L	AB56138	27.36	L	131896	13.19	L	131979	14.17	L
250	KDX250	80-84	----		AB56124	27.36	L	131886	13.19	L	131981	14.17	L	
250	KDX250	91-94	131726	39.07	L	AB56137	27.36	L	131896	13.19	L	131964	14.17	L
250	KE250	77-79	----		----			131882	13.19	L	----			
250	KL250 SUPER SHERPA	00-10	131695	38.82	L	AB56120	27.36	L	131883	13.19	L	131982	14.17	L

# STEERING & SUSPENSION

## ALL BALLS FORK BUSHING OIL & DUST SEAL KITS CONTINUED

CC	MODEL	YEAR	FORK BUSHING KIT			FORK OIL SEAL & DUST SEAL KIT			FORK OIL SEAL ONLY KIT			FORK DUST SEAL ONLY KIT		
<b>KAWASAKI CONTINUED</b>														
250	KLR250	85-05	131727	39.93	L	AB56120	27.36	L	131883	13.19	L	131982	14.17	L
250	KLX250	79-80	----			AB56120	27.36	L	131883	13.19	L	131982	14.17	L
250	KLX250R	94 -96	131726	39.07	L	AB56137	27.36	L	131896	13.19	L	131964	14.17	L
250	KLX250S	06-14	131726	39.07	L	AB56137	27.36	L	131896	13.19	L	131964	14.17	L
250	KLX250SF	09-10	131726	39.07	L	AB56137	27.36	L	131896	13.19	L	131964	14.17	L
250	KX250	74-76	----			----			131883	13.19	L	----		
250	KX250	78	----			AB56120	27.36	L	131883	13.19	L	131982	14.17	L
250	KX250	79-81	----			AB56124	27.36	L	131886	13.19	L	131981	14.17	L
250	KX250	82	----			AB56136	27.36	L	131895	13.19	L	131979	14.17	L
250	KX250	83-87	131714	37.44	L	AB56136	27.36	L	131895	13.19	L	131979	14.17	L
250	KX250	88	131714	37.44	L	AB56138	27.36	L	131896	13.19	L	131979	14.17	L
250	KX250	89	131733	51.04	L	AB56140	27.36	L	131898	13.19	L	131978	14.17	L
250	KX250	90	131732	51.04	L	AB56129	27.36	L	131891	13.19	L	131969	14.17	L
250	KX250	91-95	131731	49.93	L	AB56137	27.36	L	131896	13.19	L	131964	14.17	L
250	KX250	96-01	131694	35.29	L	AB56141	27.36	L	131899	13.19	L	131965	14.17	L
250	KX250	02-03	131728	39.07	L	AB56147	27.36	L	131905	13.19	L	131967	14.17	L
250	KX250	04-07	131729	38.23	L	AB56147	27.36	L	131905	13.19	L	131967	14.17	L
250	KX250F	04-05	131729	38.23	L	AB56147	27.36	L	131905	13.19	L	131967	14.17	L
250	KX250F	06-12	131697	46.40	L	AB56142	27.36	L	131900	13.19	L	131962	14.17	L
250	KX250F	13-16	133017	34.94	L	AB56147	27.36	L	131905	13.19	L	131967	14.17	L
300	KLX300(R)	97-07	131726	39.07	L	AB56137	27.36	L	131896	13.19	L	131964	14.17	L
400	KDX400	79-80	----			AB56124	27.36	L	131886	13.19	L	131981	14.17	L
400	KLX400R	03-04	132761	39.07	L	AB56144	27.36	L	131902	13.19	L	131966	14.17	L
400	KLX400SR	03-04	132761	39.07	L	AB56144	27.36	L	131902	13.19	L	131966	14.17	L
400	KX400	75-76	----			133926	27.36	L	131883	13.19	L	133936	14.17	L
420	KDX420	81	----			AB56124	27.36	L	131886	13.19	L	131981	14.17	L
420	KX420	80-81	----			AB56124	27.36	L	131886	13.19	L	131981	14.17	L
450	KDX450	82	----			AB56124	27.36	L	131886	13.19	L	131981	14.17	L
450	KLX450R	08-09	131730	46.40	L	AB56147	27.36	L	131905	13.19	L	131967	14.17	L
450	KX450F	06-07	131730	46.40	L	AB56147	27.36	L	131905	13.19	L	131967	14.17	L
450	KX450F	08-12	131737	24.43	L	AB56147	27.36	L	131905	13.19	L	131967	14.17	L
450	KX450F	13-14	133016	34.94	L	132673	27.50	L	132870	18.90	L	131967	14.17	L
450	KX450F	15-16	----			AB56144	27.36	L	131902	13.19	L	131966	14.17	L
500	KX500	83-87	131714	37.44	L	AB56136	27.36	L	131895	13.19	L	131979	14.17	L
500	KX500	88	131714	37.44	L	AB56138	27.36	L	131896	13.19	L	131979	14.17	L
500	KX500	89	131733	51.04	L	AB56140	27.36	L	131898	13.19	L	131978	14.17	L
500	KX500	90	131732	51.04	L	AB56129	27.36	L	131891	13.19	L	131969	14.17	L
500	KX500	91-96	131731	49.93	L	AB56137	27.36	L	131896	13.19	L	131964	14.17	L
500	KX500	97-04	131694	35.29	L	AB56141	27.36	L	131899	13.19	L	131965	14.17	L
600	KL600	84-86	----			AB56124	27.36	L	131886	13.19	L	131981	14.17	L
650	KL650 A (KLR)	87-07	----			AB56124	27.36	L	131886	13.19	L	131981	14.17	L
650	KL650 B (KLR)	90-91	----			AB56124	27.36	L	131886	13.19	L	131981	14.17	L
650	KL650 E (KLR)	08-15	132869	35.94	L	AB56129	27.36	L	131891	13.19	L	131969	14.17	L
650	KLX650 C	93-96	131726	39.07	L	AB56137	27.36	L	131896	13.19	L	131964	14.17	L
650	KLX650D1	96	131726	39.07	L	AB56137	27.36	L	131896	13.19	L	131964	14.17	L
650	KLX650R	93-96	131726	39.07	L	AB56137	27.36	L	131896	13.19	L	131964	14.17	L
<b>KTM</b>														
50	50 SX	06-11	----			AB56154	27.36	L	131889	13.19	L	132003	14.17	L
50	50 SX	12-16	----			132871	33.90	L	132669	19.90	L	132675	14.50	L
50	50 SXS	11-12	----			AB56154	27.36	L	131889	13.19	L	132003	14.17	L
50	50 SXS	13-14	----			132871	33.90	L	132669	19.90	L	132675	14.50	L
50	JR ADV 50	01	----			AB56127	27.36	L	131889	13.19	L	131997	14.17	L
50	JR ADV 50	02-03	----			AB56154	27.36	L	131889	13.19	L	132003	14.17	L
50	MINI ADV 50	97-00	----			AB56127	27.36	L	131889	13.19	L	131997	14.17	L
50	MINI ADV 50	02-07	----			AB56154	27.36	L	131889	13.19	L	132003	14.17	L
50	SM 50	06	----			AB56154	27.36	L	131889	13.19	L	132003	14.17	L
50	SR ADV 50	02-07	----			AB56154	27.36	L	131889	13.19	L	132003	14.17	L
50	SX 50 MINI	08-11	----			AB56154	27.36	L	131889	13.19	L	132003	14.17	L
50	SX 50 MINI	12-16	----			132871	33.90	L	132669	19.90	L	132675	14.50	L
50	SX PRO JR 50	98-01	----			AB56127	27.36	L	131889	13.19	L	131997	14.17	L
50	SX PRO JR 50	02-09	----			AB56154	27.36	L	131889	13.19	L	132003	14.17	L

- accessories
- body
- handlebar & grips
- cables & levers
- exhaust
- engine
- fuel & intake
- electrical & ignition
- clutch
- drive
- bearings
- brakes
- steering & suspension
- tires
- tools & shop

# STEERING & SUSPENSION

## ALL BALLS FORK BUSHING OIL & DUST SEAL KITS CONTINUED

CC	MODEL	YEAR	FORK BUSHING KIT		FORK OIL SEAL & DUST SEAL KIT			FORK OIL SEAL ONLY KIT		FORK DUST SEAL ONLY KIT				
<b>KTM CONTINUED</b>														
50	SX PRO SR 50	98-99	----		AB56127	27.36	L	131889	13.19	L	131997	14.17	L	
50	SX PRO SR 50	02-05	----		AB56154	27.36	L	131889	13.19	L	132003	14.17	L	
50	SX SR 50	00	----		AB56127	27.36	L	131889	13.19	L	131997	14.17	L	
50	SXR PRO JR 50	97	----		AB56127	27.36	L	131889	13.19	L	131997	14.17	L	
50	SXR PRO SR 50	97	----		AB56127	27.36	L	131889	13.19	L	131997	14.17	L	
60	SX 60	98-00	----		AB56127	27.36	L	131889	13.19	L	131997	14.17	L	
65	SX 65	98-01	----		AB56127	27.36	L	131889	13.19	L	131997	14.17	L	
65	SX 65	02-11	----		AB56143	27.36	L	131901	13.19	L	132001	14.17	L	
65	SX 65	12-16	----		132871	33.90	L	132669	19.90	L	132675	14.50	L	
65	SXS 65	13-14	----		132871	33.90	L	132669	19.90	L	132675	14.50	L	
65	XC 65	08-09	----		AB56143	27.36	L	131901	13.19	L	132001	14.17	L	
85	SX 85	03-13	131717	42.49	L	AB56126	27.36	L	131888	13.19	L	131999	14.17	L
85	SX 85	14-16	133015	45.94	L	AB56126	27.36	L	131888	13.19	L	131999	14.17	L
85	SXS 85	13-14	131717	42.49	L	AB56126	27.36	L	131888	13.19	L	131999	14.17	L
85	XC 85	08-09	131717	42.49	L	AB56126	27.36	L	131888	13.19	L	131999	14.17	L
105	SX 105	0611	131717	42.49	L	AB56126	27.36	L	131888	13.19	L	131999	14.17	L
105	XC 105	08-09	131717	42.49	L	AB56126	27.36	L	131888	13.19	L	131999	14.17	L
125	EGS 125	96-99	----		AB56149	27.36	L	131908	13.19	L	132000	14.17	L	
125	EXC 125	96-99	----		AB56149	27.36	L	131908	13.19	L	132000	14.17	L	
125	EXC 125	00-01	131718	42.49	L	AB56126	27.36	L	131888	13.19	L	131999	14.17	L
125	EXC 125	02	----		----		----		----		----			
125	EXC 125	03-04	132425	48.87	L	AB56146	27.36	L	131904	13.19	L	131967	14.17	L
125	EXC 125	05-09	131719	41.60	L	AB56146	27.36	L	131904	13.19	L	131967	14.17	L
125	EXE 125	00-01	----		AB56126	27.36	L	131888	13.19	L	131999	14.17	L	
125	SX 125	96-98	----		AB56149	27.36	L	131908	13.19	L	132000	14.17	L	
125	SX 125	99	----		AB56148	27.36	L	131907	13.19	L	131968	14.17	L	
125	SX 125	00-01	131718	42.49	L	AB56126	27.36	L	131888	13.19	L	131999	14.17	L
125	SX 125	02	----		----		----		----		----			
125	SX 125	03-04	132425	48.87	L	AB56146	27.36	L	131904	13.19	L	131967	14.17	L
125	SX 125	05-07	131719	41.60	L	AB56146	27.36	L	131904	13.19	L	131967	14.17	L
125	SX 125	08-12	131735	47.85	L	AB56146	27.36	L	131904	13.19	L	131967	14.17	L
125	SX 125	13-14	132762	37.17	L	AB56146	27.36	L	131904	13.19	L	131967	14.17	L
125	SX 125	15-16	133014	34.94	L	AB56146	27.36	L	131904	13.19	L	131967	14.17	L
125	SXS 125	04	132425	48.87	L	AB56146	27.36	L	131904	13.19	L	131967	14.17	L
144	SX 144	07-08	131735	47.85	L	AB56146	27.36	L	131904	13.19	L	131967	14.17	L
150	SX 150	09-11	131735	47.85	L	AB56146	27.36	L	131904	13.19	L	131967	14.17	L
150	SX 150	12-14	132762	37.17	L	AB56146	27.36	L	131904	13.19	L	131967	14.17	L
150	SX 150	15-16	133014	34.94	L	AB56146	27.36	L	131904	13.19	L	131967	14.17	L
150	XC 150	10-11	131735	47.85	L	AB56146	27.36	L	131904	13.19	L	131967	14.17	L
150	XC 150	12-14	132762	37.17	L	AB56146	27.36	L	131904	13.19	L	131967	14.17	L
200	EGS 200	98-99	----		AB56149	27.36	L	131908	13.19	L	132000	14.17	L	
200	EXC 200	98-99	----		AB56149	27.36	L	131908	13.19	L	132000	14.17	L	
200	EXC 200	00-01	131718	42.49	L	AB56126	27.36	L	131888	13.19	L	131999	14.17	L
200	EXC 200	02	----		----		----		----		----			
200	EXC 200	03-04	132425	48.87	L	AB56146	27.36	L	131904	13.19	L	131967	14.17	L
200	EXC 200	05	131719	41.60	L	AB56146	27.36	L	131904	13.19	L	131967	14.17	L
200	MXC 200	98-99	----		AB56149	27.36	L	131908	13.19	L	132000	14.17	L	
200	MXC 200	00-01	131718	42.49	L	AB56126	27.36	L	131888	13.19	L	131999	14.17	L
200	MXC 200	02	----		----		----		----		----			
200	MXC 200	03	132425	48.87	L	AB56146	27.36	L	131904	13.19	L	131967	14.17	L
200	SX 200	00-02	131718	42.49	L	AB56126	27.36	L	131888	13.19	L	131999	14.17	L
200	SX 200	03-04	132425	48.87	L	AB56146	27.36	L	131904	13.19	L	131967	14.17	L
200	XC 200	06-07	131719	41.60	L	AB56146	27.36	L	131904	13.19	L	131967	14.17	L
200	XC 200	08-09	131735	47.85	L	AB56146	27.36	L	131904	13.19	L	131967	14.17	L
200	XC-W 200	06-07	131719	41.60	L	AB56146	27.36	L	131904	13.19	L	131967	14.17	L
200	XC-W 200	08	131735	47.85	L	AB56146	27.36	L	131904	13.19	L	131967	14.17	L
200	XC-W 200	09-15	131736	48.87	L	AB56146	27.36	L	131904	13.19	L	131967	14.17	L
200	XC-W 200	16	----		AB56147	27.36	L	131905	13.19	L	131967	14.17	L	
250	250 SX-F FACTORY EDITION	15	133014	34.94	L	AB56146	27.36	L	131904	13.19	L	131967	14.17	L
250	EGS 250	95-96	----		AB56149	27.36	L	131908	13.19	L	132000	14.17	L	
250	EGS 250	97	----		AB56145	27.36	L	131903	13.19	L	132002	14.17	L	
250	EGS 250	98-99	----		AB56148	27.36	L	131907	13.19	L	131968	14.17	L	



# STEERING & SUSPENSION

## ALL BALLS FORK BUSHING OIL & DUST SEAL KITS CONTINUED

CC	MODEL	YEAR	FORK BUSHING KIT		FORK OIL SEAL & DUST SEAL KIT			FORK OIL SEAL ONLY KIT			FORK DUST SEAL ONLY KIT			
<b>KTM CONTINUED</b>														
250	EXC 250	95-96	----		AB56149	27.36	L	131908	13.19	L	132000	14.17	L	
250	EXC 250	97	----		AB56145	27.36	L	131903	13.19	L	132002	14.17	L	
250	EXC 250	98-99	----		AB56148	27.36	L	131907	13.19	L	131968	14.17	L	
250	EXC 250	00-01	131718	42.49	L	AB56126	27.36	L	131888	13.19	L	131999	14.17	L
250	EXC 250	03-05	132425	48.87	L	AB56146	27.36	L	131904	13.19	L	131967	14.17	L
250	EXC-G 250 RACING	02	131718	42.49	L	AB56126	27.36	L	131888	13.19	L	131999	14.17	L
250	EXC-G 250 RACING	03-04	132425	48.87	L	AB56146	27.36	L	131904	13.19	L	131967	14.17	L
250	EXC-G 250 RACING	05	131719	41.60	L	AB56146	27.36	L	131904	13.19	L	131967	14.17	L
250	FREERIDE 250 R	15-16	----		AB56126	27.36	L	131888	13.19	L	131999	14.17	L	
250	MXC 250	98-99	----		AB56148	27.36	L	131907	13.19	L	131968	14.17	L	
250	MXC 250	00-01	----		AB56126	27.36	L	131888	13.19	L	131999	14.17	L	
250	SX 250	95-96	----		AB56149	27.36	L	131908	13.19	L	132000	14.17	L	
250	SX 250	97	----		AB56145	27.36	L	131903	13.19	L	132002	14.17	L	
250	SX 250	98-99	----		AB56148	27.36	L	131907	13.19	L	131968	14.17	L	
250	SX 250	00-01	131718	42.49	L	AB56126	27.36	L	131888	13.19	L	131999	14.17	L
250	SX 250	03-04	132425	48.87	L	AB56146	27.36	L	131904	13.19	L	131967	14.17	L
250	SX 250	05-07	131719	41.60	L	AB56146	27.36	L	131904	13.19	L	131967	14.17	L
250	SX 250	08-11	131735	47.85	L	AB56146	27.36	L	131904	13.19	L	131967	14.17	L
250	SX 250	12-14	132762	37.17	L	AB56146	27.36	L	131904	13.19	L	131967	14.17	L
250	SX 250	15-16	133014	34.94	L	AB56146	27.36	L	131904	13.19	L	131967	14.17	L
250	SX-F 250	05-07	131719	41.60	L	AB56146	27.36	L	131904	13.19	L	131967	14.17	L
250	SX-F 250	08-11	131735	47.85	L	AB56146	27.36	L	131904	13.19	L	131967	14.17	L
250	SX-F 250	12-14	132762	37.17	L	AB56146	27.36	L	131904	13.19	L	131967	14.17	L
250	SX-F 250	15-16	133014	34.94	L	AB56146	27.36	L	131904	13.19	L	131967	14.17	L
250	SXS 250	01	131718	42.49	L	AB56126	27.36	L	131888	13.19	L	131999	14.17	L
250	SXS 250	03-04	132425	48.87	L	AB56146	27.36	L	131904	13.19	L	131967	14.17	L
250	XC 250	06-07	131719	41.60	L	AB56146	27.36	L	131904	13.19	L	131967	14.17	L
250	XC 250	08-11	131735	47.85	L	AB56146	27.36	L	131904	13.19	L	131967	14.17	L
250	XC 250	12-14	132762	37.17	L	AB56146	27.36	L	131904	13.19	L	131967	14.17	L
250	XC 250	15-16	133014	34.94	L	AB56146	27.36	L	131904	13.19	L	131967	14.17	L
250	XC-F 250	07	131719	41.60	L	AB56146	27.36	L	131904	13.19	L	131967	14.17	L
250	XC-F 250	08-09	131735	47.85	L	AB56146	27.36	L	131904	13.19	L	131967	14.17	L
250	XC-F 250	11-14	132762	37.17	L	AB56146	27.36	L	131904	13.19	L	131967	14.17	L
250	XC-F 250	15-16	133014	34.94	L	AB56146	27.36	L	131904	13.19	L	131967	14.17	L
250	XC-FW 250	07	131719	41.60	L	AB56146	27.36	L	131904	13.19	L	131967	14.17	L
250	XC-FW 250	08	131735	47.85	L	AB56146	27.36	L	131904	13.19	L	131967	14.17	L
250	XC-FW 250	09-11	131719	41.60	L	AB56146	27.36	L	131904	13.19	L	131967	14.17	L
250	XC-FW 250	12-15	131736	48.87	L	AB56146	27.36	L	131904	13.19	L	131967	14.17	L
250	XC-FW 250	16	----		AB56147	27.36	L	131905	13.19	L	131967	14.17	L	
250	XC-W 250	06-07	131719	41.60	L	AB56146	27.36	L	131904	13.19	L	131967	14.17	L
250	XC-W 250	08	131735	47.85	L	AB56146	27.36	L	131904	13.19	L	131967	14.17	L
250	XC-W 250	09	131719	41.60	L	AB56146	27.36	L	131904	13.19	L	131967	14.17	L
250	XC-W 250	10-11	131735	47.85	L	AB56146	27.36	L	131904	13.19	L	131967	14.17	L
250	XC-W 250	12-15	131736	48.87	L	AB56146	27.36	L	131904	13.19	L	131967	14.17	L
250	XC-W 250	16	----		AB56147	27.36	L	131905	13.19	L	131967	14.17	L	
300	EGS 300	95-96	----		AB56149	27.36	L	131908	13.19	L	132000	14.17	L	
300	EGS 300	97	----		AB56145	27.36	L	131903	13.19	L	132002	14.17	L	
300	EGS 300	98-99	----		AB56148	27.36	L	131907	13.19	L	131968	14.17	L	
300	EXC 300	95-96	----		AB56149	27.36	L	131908	13.19	L	132000	14.17	L	
300	EXC 300	97	----		AB56145	27.36	L	131903	13.19	L	132002	14.17	L	
300	EXC 300	98-99	----		AB56148	27.36	L	131907	13.19	L	131968	14.17	L	
300	EXC 300	00-01	131718	42.49	L	AB56126	27.36	L	131888	13.19	L	131999	14.17	L
300	EXC 300	03-05	132425	48.87	L	AB56146	27.36	L	131904	13.19	L	131967	14.17	L
300	MXC 300	96	----		AB56149	27.36	L	131908	13.19	L	132000	14.17	L	
300	MXC 300	97	----		AB56145	27.36	L	131903	13.19	L	132002	14.17	L	
300	MXC 300	98-99	----		AB56148	27.36	L	131907	13.19	L	131968	14.17	L	
300	MXC 300	00-01	131718	42.49	L	AB56126	27.36	L	131888	13.19	L	131999	14.17	L
300	MXC 300	03-05	132425	48.87	L	AB56146	27.36	L	131904	13.19	L	131967	14.17	L
300	XC 300	06-07	131719	41.60	L	AB56146	27.36	L	131904	13.19	L	131967	14.17	L
300	XC 300	08-11	131735	47.85	L	AB56146	27.36	L	131904	13.19	L	131967	14.17	L
300	XC 300	12-14	132762	37.17	L	AB56146	27.36	L	131904	13.19	L	131967	14.17	L
300	XC 300	15-16	133014	34.94	L	AB56146	27.36	L	131904	13.19	L	131967	14.17	L

- accessories
- body
- handlebar & grips
- cables & levers
- exhaust
- engine
- fuel & intake
- electrical & ignition
- clutch
- drive
- bearings
- brakes
- steering & suspension**
- tires
- tools & shop

# STEERING & SUSPENSION

## ALL BALLS FORK BUSHING OIL & DUST SEAL KITS CONTINUED

CC	MODEL	YEAR	FORK BUSHING KIT			FORK OIL SEAL & DUST SEAL KIT			FORK OIL SEAL ONLY KIT			FORK DUST SEAL ONLY KIT		
<b>KTM CONTINUED</b>														
300	XC-W 300	06-11	131719	41.60	L	AB56146	27.36	L	131904	13.19	L	131967	14.17	L
300	XC-W 300	12-15	131736	48.87	L	AB56146	27.36	L	131904	13.19	L	131967	14.17	L
300	XC-W 300	16	----			AB56147	27.36	L	131905	13.19	L	131967	14.17	L
300	XC-W 300 SIX DAYS	15	133014	34.94	L	AB56146	27.36	L	131904	13.19	L	131967	14.17	L
350	EXC-F 350	13-15	131736	48.87	L	AB56146	27.36	L	131904	13.19	L	131967	14.17	L
350	EXC-F 350	16	----			AB56147	27.36	L	131905	13.19	L	131967	14.17	L
350	SX-F 350	11	131735	47.85	L	AB56146	27.36	L	131904	13.19	L	131967	14.17	L
350	SX-F 350	12-14	132762	37.17	L	AB56146	27.36	L	131904	13.19	L	131967	14.17	L
350	SX-F 350	15-16	133014	34.94	L	AB56146	27.36	L	131904	13.19	L	131967	14.17	L
350	XC-F 350	11-14	132762	37.17	L	AB56146	27.36	L	131904	13.19	L	131967	14.17	L
350	XC-F 350	15-16	133014	34.94	L	AB56146	27.36	L	131904	13.19	L	131967	14.17	L
350	XC-FW 350	12-15	131736	48.87	L	AB56146	27.36	L	131904	13.19	L	131967	14.17	L
350	XC-FW 350	16	----			AB56147	27.36	L	131905	13.19	L	131967	14.17	L
350	XC-FW 350 SIX DAYS	15	133014	34.94	L	AB56146	27.36	L	131904	13.19	L	131967	14.17	L
360	EGS 360	96	----			AB56149	27.36	L	131908	13.19	L	132000	14.17	L
360	EGS 360	97	----			AB56145	27.36	L	131903	13.19	L	132002	14.17	L
360	EXC 360	96	----			AB56149	27.36	L	131908	13.19	L	132000	14.17	L
360	EXC 360	97	----			AB56145	27.36	L	131903	13.19	L	132002	14.17	L
360	MXC 360	96	----			AB56149	27.36	L	131908	13.19	L	132000	14.17	L
360	MXC 360	97	----			AB56145	27.36	L	131903	13.19	L	132002	14.17	L
360	SX 360	96	----			AB56149	27.36	L	131908	13.19	L	132000	14.17	L
360	SX 360	97	----			AB56145	27.36	L	131903	13.19	L	132002	14.17	L
380	EGS 380	98-99	----			AB56148	27.36	L	131907	13.19	L	131968	14.17	L
380	EXC 380	98-99	----			AB56148	27.36	L	131907	13.19	L	131968	14.17	L
380	EXC 380	00-01	131718	42.49	L	AB56126	27.36	L	131888	13.19	L	131999	14.17	L
380	MXC 380	98-99	----			AB56148	27.36	L	131907	13.19	L	131968	14.17	L
380	MXC 380	00-01	131718	42.49	L	AB56126	27.36	L	131888	13.19	L	131999	14.17	L
380	SX 380	98-99	----			AB56148	27.36	L	131907	13.19	L	131968	14.17	L
380	SX 380	00-01	131718	42.49	L	AB56126	27.36	L	131888	13.19	L	131999	14.17	L
400	EXC 400	00-02	131718	42.49	L	AB56126	27.36	L	131888	13.19	L	131999	14.17	L
400	EXC-G 400	04	132425	48.87	L	AB56146	27.36	L	131904	13.19	L	131967	14.17	L
400	EXC-G 400	05-06	131719	41.60	L	AB56146	27.36	L	131904	13.19	L	131967	14.17	L
400	LC4 400	99	----			AB56148	27.36	L	131907	13.19	L	131968	14.17	L
400	LC4-E 400	00-01	131718	42.49	L	AB56126	27.36	L	131888	13.19	L	131999	14.17	L
400	MXC 400	01	131718	42.49	L	AB56126	27.36	L	131888	13.19	L	131999	14.17	L
400	MXC 400	02	131718	42.49	L	----			----			----		
400	RXC 400	96	----			AB56149	27.36	L	131908	13.19	L	132000	14.17	L
400	SC 400	00	131718	42.49	L	AB56126	27.36	L	131888	13.19	L	131999	14.17	L
400	SX 400	98-99	----			AB56148	27.36	L	131907	13.19	L	131968	14.17	L
400	SX 400	00-01	131718	42.49	L	AB56126	27.36	L	131888	13.19	L	131999	14.17	L
400	SX 400	02	131720	44.38	L	----			----			----		
400	SXC 400	00	131718	42.49	L	AB56126	27.36	L	131888	13.19	L	131999	14.17	L
400	TXC 400	98	----			AB56148	27.36	L	131907	13.19	L	131968	14.17	L
400	XC-W 400	07-10	131719	41.60	L	AB56146	27.36	L	131904	13.19	L	131967	14.17	L
440	EXC 440	95	----			AB56149	27.36	L	131908	13.19	L	132000	14.17	L
450	450 SX-F FACTORY EDITION	15	133014	34.94	L	AB56146	27.36	L	131904	13.19	L	131967	14.17	L
450	EXC 450	03-04	132425	48.87	L	AB56146	27.36	L	131904	13.19	L	131967	14.17	L
450	EXC 450	07-11	131736	48.87	L	AB56146	27.36	L	131904	13.19	L	131967	14.17	L
450	EXC 450	14	----			AB56146	27.36	L	131904	13.19	L	131967	14.17	L
450	EXC-G 450	04	132425	48.87	L	AB56146	27.36	L	131904	13.19	L	131967	14.17	L
450	EXC-G 450	05-07	131719	41.60	L	AB56146	27.36	L	131904	13.19	L	131967	14.17	L
450	EXC-R 450	08	131736	48.87	L	AB56146	27.36	L	131904	13.19	L	131967	14.17	L
450	MXC-G 450	03-04	132425	48.87	L	AB56146	27.36	L	131904	13.19	L	131967	14.17	L
450	MXC-G 450	05	131719	41.60	L	AB56146	27.36	L	131904	13.19	L	131967	14.17	L
450	SMR 450	05-07	131719	41.60	L	AB56146	27.36	L	131904	13.19	L	131967	14.17	L
450	SMR 450	14	----			AB56146	27.36	L	131904	13.19	L	131967	14.17	L
450	SMS 450	03	132425	48.87	L	AB56146	27.36	L	131904	13.19	L	131967	14.17	L
450	SX 450	03-04	132425	48.87	L	AB56146	27.36	L	131904	13.19	L	131967	14.17	L
450	SX 450	05-06	131719	41.60	L	AB56146	27.36	L	131904	13.19	L	131967	14.17	L
450	SX-F 450	07	131719	41.60	L	AB56146	27.36	L	131904	13.19	L	131967	14.17	L
450	SX-F 450	08-11	131735	47.85	L	AB56146	27.36	L	131904	13.19	L	131967	14.17	L
450	SX-F 450	12-14	132762	37.17	L	AB56146	27.36	L	131904	13.19	L	131967	14.17	L

# STEERING & SUSPENSION

## ALL BALLS FORK BUSHING OIL & DUST SEAL KITS CONTINUED

CC	MODEL	YEAR	FORK BUSHING KIT			FORK OIL SEAL & DUST SEAL KIT			FORK OIL SEAL ONLY KIT			FORK DUST SEAL ONLY KIT		
<b>KTM CONTINUED</b>														
450	SX-F 450	15-16	133014	34.94	L	AB56146	27.36	L	131904	13.19	L	131967	14.17	L
450	SXS 450	03-04	132425	48.87	L	AB56146	27.36	L	131904	13.19	L	131967	14.17	L
450	XC 450	04	132425	48.87	L	AB56146	27.36	L	131904	13.19	L	131967	14.17	L
450	XC 450	06-07	131719	41.60	L	AB56146	27.36	L	131904	13.19	L	131967	14.17	L
450	XC-F 450	08-09	131735	47.85	L	AB56146	27.36	L	131904	13.19	L	131967	14.17	L
450	XC-F 450	13-14	132762	37.17	L	AB56146	27.36	L	131904	13.19	L	131967	14.17	L
450	XC-F 450	15-16	133014	34.94	L	AB56146	27.36	L	131904	13.19	L	131967	14.17	L
450	XCR-W 450	08	131736	48.87	L	AB56146	27.36	L	131904	13.19	L	131967	14.17	L
450	XC-W 450	07	131719	41.60	L	AB56146	27.36	L	131904	13.19	L	131967	14.17	L
450	XC-W 450	08	131736	48.87	L	AB56146	27.36	L	131904	13.19	L	131967	14.17	L
450	XC-W 450	09-11	131719	41.60	L	AB56146	27.36	L	131904	13.19	L	131967	14.17	L
450	XC-W 450	12-15	131736	48.87	L	AB56146	27.36	L	131904	13.19	L	131967	14.17	L
450	XC-W 450	16	----	----		AB56147	27.36	L	131905	13.19	L	131967	14.17	L
500	EXC 500	12-15	131736	48.87	L	AB56146	27.36	L	131904	13.19	L	131967	14.17	L
500	EXC 500	16	----	----		AB56147	27.36	L	131905	13.19	L	131967	14.17	L
500	EXC 500 SIX DAYS	16	----	----		AB56147	27.36	L	131905	13.19	L	131967	14.17	L
500	XC-W 500	12-15	131736	48.87	L	AB56146	27.36	L	131904	13.19	L	131967	14.17	L
500	XC-W 500	16	----	----		AB56147	27.36	L	131905	13.19	L	131967	14.17	L
505	SX-F 505	08	131735	47.85	L	AB56146	27.36	L	131904	13.19	L	131967	14.17	L
505	XC-F 505	08-09	131735	47.85	L	AB56146	27.36	L	131904	13.19	L	131967	14.17	L
520	EXC 520	00-01	131718	42.49	L	AB56126	27.36	L	131888	13.19	L	131999	14.17	L
520	EXC 520	02	131718	42.49	L	----	----		----	----		----	----	
520	MXC 520	01	131718	42.49	L	AB56126	27.36	L	131888	13.19	L	131999	14.17	L
520	MXC 520	02	131718	42.49	L	----	----		----	----		----	----	
520	SX 520	00-01	131718	42.49	L	AB56126	27.36	L	131888	13.19	L	131999	14.17	L
520	SX 520	02	131720	44.38	L	----	----		----	----		----	----	
525	EXC 525	03-04	132425	48.87	L	AB56146	27.36	L	131904	13.19	L	131967	14.17	L
525	EXC 525	05-07	131719	41.60	L	AB56146	27.36	L	131904	13.19	L	131967	14.17	L
525	MXC-G 525	03-04	132425	48.87	L	AB56146	27.36	L	131904	13.19	L	131967	14.17	L
525	MXC-G 525	05	131719	41.60	L	AB56146	27.36	L	131904	13.19	L	131967	14.17	L
525	SMR 525	05	131719	41.60	L	AB56146	27.36	L	131904	13.19	L	131967	14.17	L
525	SX 525	03-04	132425	48.87	L	AB56146	27.36	L	131904	13.19	L	131967	14.17	L
525	SX 525	05-06	131719	41.60	L	AB56146	27.36	L	131904	13.19	L	131967	14.17	L
525	XC 525	06-07	131719	41.60	L	AB56146	27.36	L	131904	13.19	L	131967	14.17	L
525	XC-W 525	07	131719	41.60	L	AB56146	27.36	L	131904	13.19	L	131967	14.17	L
530	EXC 530	10-11	131736	48.87	L	AB56146	27.36	L	131904	13.19	L	131967	14.17	L
530	EXC-R 530	08-09	131736	48.87	L	AB56146	27.36	L	131904	13.19	L	131967	14.17	L
530	XCR-W 530	08	131736	48.87	L	AB56146	27.36	L	131904	13.19	L	131967	14.17	L
530	XC-W 530	09-11	131736	48.87	L	AB56146	27.36	L	131904	13.19	L	131967	14.17	L
540	SXS 540	01	131718	42.49	L	AB56126	27.36	L	131888	13.19	L	131999	14.17	L
540	SXS 540	02	131720	44.38	L	AB56146	27.36	L	131904	13.19	L	131967	14.17	L
540	SXS 540	03-04	132425	48.87	L	AB56146	27.36	L	131904	13.19	L	131967	14.17	L
540	SXS 540	05-06	131719	41.60	L	AB56146	27.36	L	131904	13.19	L	131967	14.17	L
550	MXC 550	96	----	----		AB56149	27.36	L	131908	13.19	L	132000	14.17	L
560	SMR 560	06-07	131719	41.60	L	AB56146	27.36	L	131904	13.19	L	131967	14.17	L
620	620 TXC	98	----	----		AB56148	27.36	L	131907	13.19	L	131968	14.17	L
620	COMP LIMITED 620	97	----	----		AB56148	27.36	L	131907	13.19	L	131968	14.17	L
620	COMP. 620	97-99	----	----		AB56148	27.36	L	131907	13.19	L	131968	14.17	L
620	LC4 620	97-98	----	----		AB56148	27.36	L	131907	13.19	L	131968	14.17	L
620	LC4 COMP 620	99	----	----		AB56148	27.36	L	131907	13.19	L	131968	14.17	L
620	LC4 SUPER MOTO 620	99	----	----		AB56148	27.36	L	131907	13.19	L	131968	14.17	L
620	RXC 620	96	----	----		AB56149	27.36	L	131908	13.19	L	132000	14.17	L
620	SUPER MOTO 620	98	----	----		AB56148	27.36	L	131907	13.19	L	131968	14.17	L
620	SX 620	97-99	----	----		AB56148	27.36	L	131907	13.19	L	131968	14.17	L
620	SXC 620	97	----	----		AB56148	27.36	L	131907	13.19	L	131968	14.17	L
620	TXC 620	98	----	----		AB56148	27.36	L	131907	13.19	L	131968	14.17	L
625	SMC 625	04-06	131719	41.60	L	AB56146	27.36	L	131904	13.19	L	131967	14.17	L
625	SXC 625	03-04	----	----		AB56126	27.36	L	131888	13.19	L	131999	14.17	L
625	SXC 625	05	131719	41.60	L	AB56146	27.36	L	131904	13.19	L	131967	14.17	L
640	640 LC4 ENDURO	03-04	----	----		AB56126	27.36	L	131888	13.19	L	131999	14.17	L
640	ADVENTURE 640	98-99	----	----		AB56148	27.36	L	131907	13.19	L	131968	14.17	L
640	ADVENTURE 640	00	----	----		AB56126	27.36	L	131888	13.19	L	131999	14.17	L

- accessories
- body
- handlebar & grips
- cables & levers
- exhaust
- engine
- fuel & intake
- electrical & ignition
- clutch
- drive
- bearings
- brakes
- steering & suspension
- tires
- tools & shop

# STEERING & SUSPENSION

## ALL BALLS FORK BUSHING OIL & DUST SEAL KITS CONTINUED

CC	MODEL	YEAR	FORK BUSHING KIT		FORK OIL SEAL & DUST SEAL KIT		FORK OIL SEAL ONLY KIT		FORK DUST SEAL ONLY KIT	
<b>KTM CONTINUED</b>										
640	ADVENTURE 640	01-07	----		AB56146	27.36 L	131904	13.19 L	131967	14.17 L
640	LC4 640	05	131719	41.60 L	AB56146	27.36 L	131904	13.19 L	131967	14.17 L
640	SC SUPER MOTO 640	00-01	131718	42.49 L	AB56126	27.36 L	131888	13.19 L	131999	14.17 L
640	SUPER MOTO 640	99	----		AB56148	27.36 L	131907	13.19 L	131968	14.17 L
660	660 RALLY FACTORY REPL.	06-07	131736	48.87 L	AB56146	27.36 L	131904	13.19 L	131967	14.17 L
660	660 RALLYE	01-05	----		AB56146	27.36 L	131904	13.19 L	131967	14.17 L
690	690 RALLY FACTORY REPL.	08-09	132762	37.17 L	AB56146	27.36 L	131904	13.19 L	131967	14.17 L
690	ENDURO R 690	09-10	131736	48.87 L	AB56146	27.36 L	131904	13.19 L	131967	14.17 L
690	ENDURO R 690	11-14	----		AB56146	27.36 L	131904	13.19 L	131967	14.17 L
690	ENDURO R 690	15	----		AB56147	27.36 L	131905	13.19 L	131967	14.17 L
690	SMC 690	09-10	----		AB56146	27.36 L	131904	13.19 L	131967	14.17 L
690	SUPERMOTO 690	07	----		AB56146	27.36 L	131904	13.19 L	131967	14.17 L
950	ADVENTURE 950	04	132425	48.87 L	AB56146	27.36 L	131904	13.19 L	131967	14.17 L
950	ADVENTURE 950	05-06	131719	41.60 L	AB56146	27.36 L	131904	13.19 L	131967	14.17 L
950	SUPER ENDURO 950	07	131719	41.60 L	AB56146	27.36 L	131904	13.19 L	131967	14.17 L
950	SUPERMOTO 950	05-06	131719	41.60 L	AB56146	27.36 L	131904	13.19 L	131967	14.17 L
950	SUPERMOTO 950	07	----		AB56146	27.36 L	131904	13.19 L	131967	14.17 L
990	ADVENTURE 990	07-13	131736	48.87 L	AB56146	27.36 L	131904	13.19 L	131967	14.17 L
990	SUPERMOTO 990	10-11	----		AB56146	27.36 L	131904	13.19 L	131967	14.17 L
1190	ADVENTURE 1190	14-15	----		AB56147	27.36 L	131905	13.19 L	131967	14.17 L
<b>MONTESA</b>										
300	315R	97-99	----		----		131909	13.19 L	----	
300	315R	00-04	----		AB56125	27.36 L	131887	13.19 L	131973	14.17 L
440	4RT	05-07	----		AB56125	27.36 L	131887	13.19 L	131973	14.17 L
<b>SHERCO</b>										
125	TRIALS 1.25	99-10	----		----		131909	13.19 L	----	
200	TRIALS 2.0	99-09	----		----		131909	13.19 L	----	
250	ENDURO 2.5I	08-11	----		AB56150	27.36 L	131898	13.19 L	131965	14.17 L
250	SX 2.5I	10	----		AB56150	27.36 L	131898	13.19 L	131965	14.17 L
250	TRIALS 2.5	99-10	----		----		131909	13.19 L	----	
290	TRIALS 2.9	99-10	----		----		131909	13.19 L	----	
300	ENDURO 3.0I	10-11	----		AB56150	27.36 L	131898	13.19 L	131965	14.17 L
320	TRIALS 3.2 4T	07-09	----		----		131909	13.19 L	----	
450	ENDURO 4.5I	04-11	----		AB56150	27.36 L	131898	13.19 L	131965	14.17 L
450	SUPERMOTARD 4.5I	04-08	----		AB56150	27.36 L	131898	13.19 L	131965	14.17 L
510	ENDURO 5.1I	07-11	----		AB56150	27.36 L	131898	13.19 L	131965	14.17 L
510	SUPERMOTARD 5.1I	07-08	----		AB56150	27.36 L	131898	13.19 L	131965	14.17 L
<b>SUZUKI</b>										
50	RM50	78-80	----		AB56100	27.36 L	131875	13.19 L	131995	14.17 L
60	RM60	79-83	----		AB56100	27.36 L	131875	13.19 L	131995	14.17 L
60	RM60	03	----		132759	27.36 L	131878	13.19 L	131986	14.17 L
65	RM65	03-05	----		AB56113	27.36 L	131881	13.19 L	131975	14.17 L
75	TM75	74-76	----		----		131876	13.19 L	----	
80	DS80	78-00	----		AB56100	27.36 L	131875	13.19 L	131995	14.17 L
80	JR80	01-04	----		AB56100	27.36 L	131875	13.19 L	131995	14.17 L
80	RM80	77	----		AB56101	27.36 L	131876	13.19 L	131988	14.17 L
80	RM80	78	----		----		131876	13.19 L	----	
80	RM80	79-85	----		132759	27.36 L	131878	13.19 L	131986	14.17 L
80	RM80	86-88	----		AB56113	27.36 L	131881	13.19 L	131975	14.17 L
80	RM80	89-01	----		AB56115	27.36 L	131882	13.19 L	131974	14.17 L
85	RM85	02-15	133011	35.94 L	AB56123	27.36 L	131885	13.19 L	131971	14.17 L
85	RM85L	03-15	133011	35.94 L	AB56123	27.36 L	131885	13.19 L	131971	14.17 L
100	DR100	83-90	----		----		131878	13.19 L	----	
100	DS100	78-81	----		----		131876	13.19 L	----	
100	RM100	76-78	----		AB56105	27.36 L	131877	13.19 L	131985	14.17 L
100	RM100	79-81	----		133927	27.36 L	131882	13.19 L	133937	14.17 L
100	RM100	03	----		AB56121	27.36 L	131884	13.19 L	131972	14.17 L
100	TS100	73-77	----		AB56105	27.36 L	131877	13.19 L	131985	14.17 L

# STEERING & SUSPENSION

## ALL BALLS FORK BUSHING OIL & DUST SEAL KITS CONTINUED

CC	MODEL	YEAR	FORK BUSHING KIT		FORK OIL SEAL & DUST SEAL KIT			FORK OIL SEAL ONLY KIT			FORK DUST SEAL ONLY KIT		
<b>SUZUKI CONTINUED</b>													
100	TS100	78-79	----		----		131876	13.19	L	----			
100	TS100	80-81	----		----		131878	13.19	L	----			
110	DRZ110	03-05	----		132759	27.36 L	131878	13.19	L	131986	14.17	L	
125	DR125	86-88	----		AB56115	27.36 L	131882	13.19	L	131974	14.17	L	
125	DR125SE	94-02	----		AB56115	27.36 L	131882	13.19	L	131974	14.17	L	
125	DR-Z125	03-14	----		----		131878	13.19	L	----			
125	DR-Z125L	03-14	----		----		131878	13.19	L	----			
125	DS125	79-81	----		132759	27.36 L	131878	13.19	L	131986	14.17	L	
125	RM125	75	----		AB56117	27.36 L	131882	13.19	L	131992	14.17	L	
125	RM125	76	----		133927	27.36 L	131882	13.19	L	----			
125	RM125	77-78	----		----		131884	13.19	L	----			
125	RM125	79-83	----		AB56124	27.36 L	131886	13.19	L	131981	14.17	L	
125	RM125	84-87	----		AB56136	27.36 L	131895	13.19	L	131979	14.17	L	
125	RM125	88	131696	37.17 L	AB56138	27.36 L	131896	13.19	L	131979	14.17	L	
125	RM125	89	131733	51.04 L	AB56140	27.36 L	131898	13.19	L	131978	14.17	L	
125	RM125	90	132426	38.82 L	AB56129	27.36 L	131891	13.19	L	131969	14.17	L	
125	RM125	91	132658	37.98 L	AB56139	27.36 L	131897	13.19	L	131963	14.17	L	
125	RM125	92-93	132422	39.07 L	AB56139	27.36 L	131897	13.19	L	131963	14.17	L	
125	RM125	94-95	----		AB56139	27.36 L	131897	13.19	L	131963	14.17	L	
125	RM125	96-97	----		AB56144	27.36 L	131902	13.19	L	131966	14.17	L	
125	RM125	98	132763	39.93 L	AB56144	27.36 L	131902	13.19	L	131966	14.17	L	
125	RM125	99	----		AB56144	27.36 L	131902	13.19	L	131966	14.17	L	
125	RM125	00	132764	39.93 L	AB56144	27.36 L	131902	13.19	L	131966	14.17	L	
125	RM125	01	131734	51.04 L	AB56142	27.36 L	131900	13.19	L	131962	14.17	L	
125	RM125	02-03	131704	39.93 L	AB56142	27.36 L	131900	13.19	L	131962	14.17	L	
125	RM125	04	131734	51.04 L	AB56142	27.36 L	131900	13.19	L	131962	14.17	L	
125	RM125	05-08	131697	46.40 L	AB56142	27.36 L	131900	13.19	L	131962	14.17	L	
125	RV125	74-77	----		AB56105	27.36 L	131877	13.19	L	131985	14.17	L	
125	SP125	86-88	----		AB56115	27.36 L	131882	13.19	L	131974	14.17	L	
125	TC125	73-77	----		AB56105	27.36 L	131877	13.19	L	131985	14.17	L	
125	TF125 (NZ AU)	79-11	----		AB56105	27.36 L	131877	13.19	L	131985	14.17	L	
125	TM125	73-75	----		AB56105	27.36 L	131877	13.19	L	131985	14.17	L	
125	TS125	71-77	----		AB56105	27.36 L	131877	13.19	L	131985	14.17	L	
175	PE175	78-81	----		AB56122	27.36 L	131884	13.19	L	131982	14.17	L	
175	PE175	82-84	----		AB56124	27.36 L	131886	13.19	L	131981	14.17	L	
175	RS175	80-82	----		AB56122	27.36 L	131884	13.19	L	131982	14.17	L	
185	TC185	74-77	----		AB56105	27.36 L	131877	13.19	L	131985	14.17	L	
200	DR200	86-88	----		AB56115	27.36 L	131882	13.19	L	131974	14.17	L	
200	DR200 SE	96-15	----		AB56115	27.36 L	131882	13.19	L	131974	14.17	L	
200	SP200	86-88	----		AB56115	27.36 L	131882	13.19	L	131974	14.17	L	
250	DR250	82-85	----		AB56122	27.36 L	131884	13.19	L	131982	14.17	L	
250	DR250	90-93	----		132476	27.36 L	131893	13.19	L	132478	14.17	L	
250	DR250S	90-95	----		132476	27.36 L	131893	13.19	L	132478	14.17	L	
250	DRZ250	01-07	132423	33.27 L	132476	27.36 L	131893	13.19	L	132478	14.17	L	
250	DS250	80	----		----		131884	13.19	L	----			
250	PE250	77-78	----		----		131884	13.19	L	----			
250	PE250	79-81	----		AB56122	27.36 L	131884	13.19	L	131982	14.17	L	
250	RL250	74-75	----		AB56117	27.36 L	131882	13.19	L	131992	14.17	L	
250	RM250	76-77	----		133928	27.36 L	131884	13.19	L	133936	14.17	L	
250	RM250	78	----		----		131884	13.19	L	----			
250	RM250	79-82	----		AB56124	27.36 L	131886	13.19	L	131981	14.17	L	
250	RM250	83-87	131696	37.17 L	AB56136	27.36 L	131895	13.19	L	131979	14.17	L	
250	RM250	88	131696	37.17 L	AB56138	27.36 L	131896	13.19	L	131979	14.17	L	
250	RM250	89-90	132426	38.82 L	AB56129	27.36 L	131891	13.19	L	131969	14.17	L	
250	RM250	91	132658	37.98 L	AB56139	27.36 L	131897	13.19	L	131963	14.17	L	
250	RM250	92-93	132422	39.07 L	AB56139	27.36 L	131897	13.19	L	131963	14.17	L	
250	RM250	94-95	----		AB56139	27.36 L	131897	13.19	L	131963	14.17	L	
250	RM250	96-97	----		AB56144	27.36 L	131902	13.19	L	131966	14.17	L	
250	RM250	98	132763	39.93 L	AB56144	27.36 L	131902	13.19	L	131966	14.17	L	
250	RM250	99	----		AB56144	27.36 L	131902	13.19	L	131966	14.17	L	
250	RM250	00	132764	39.93 L	AB56144	27.36 L	131902	13.19	L	131966	14.17	L	
250	RM250	01-02	131710	39.93 L	AB56141	27.36 L	131899	13.19	L	131965	14.17	L	

- accessories
- body
- handlebar & grips
- cables & levers
- exhaust
- engine
- fuel & intake
- electrical & ignition
- clutch
- drive
- bearings
- brakes
- steering & suspension
- tires
- tools & shop

# STEERING & SUSPENSION

## ALL BALLS FORK BUSHING OIL & DUST SEAL KITS CONTINUED

CC	MODEL	YEAR	FORK BUSHING KIT			FORK OIL SEAL & DUST SEAL KIT			FORK OIL SEAL ONLY KIT			FORK DUST SEAL ONLY KIT		
<b>SUZUKI CONTINUED</b>														
250	RM250	03	132765	39.93	L	AB56141	27.36	L	131899	13.19	L	131965	14.17	L
250	RM250	04	131712	39.93	L	AB56142	27.36	L	131900	13.19	L	131962	14.17	L
250	RM250	05-08	131699	30.24	L	AB56142	27.36	L	131900	13.19	L	131962	14.17	L
250	RMX250	89	----	----	----	AB56129	27.36	L	131891	13.19	L	131969	14.17	L
250	RMX250	90	132426	38.82	L	AB56129	27.36	L	131891	13.19	L	131969	14.17	L
250	RMX250	91	132658	37.98	L	AB56139	27.36	L	131897	13.19	L	131963	14.17	L
250	RMX250	92-99	132422	39.07	L	AB56139	27.36	L	131897	13.19	L	131963	14.17	L
250	RMZ250	04-06	131705	32.54	L	AB56147	27.36	L	131905	13.19	L	131967	14.17	L
250	RMZ250	07-12	131697	46.40	L	AB56142	27.36	L	131900	13.19	L	131962	14.17	L
250	RMZ250	13-15	133017	34.94	L	AB56147	27.36	L	131905	13.19	L	131967	14.17	L
250	RS250	80-81	----	----	----	AB56122	27.36	L	131884	13.19	L	131982	14.17	L
250	SP250	82-85	----	----	----	----	----	----	131882	13.19	L	----	----	----
250	TM250 CHAMPION	74-75	----	----	----	----	----	----	131882	13.19	L	----	----	----
250	TS250 SAVAGE	77-79	----	----	----	133927	27.36	L	131882	13.19	L	133937	14.17	L
250	TS250 SAVAGE	80-81	----	----	----	----	----	----	131884	13.19	L	----	----	----
350	DR350	90-96	----	----	----	132476	27.36	L	131893	13.19	L	132478	14.17	L
350	DR350	97-99	132423	33.27	L	132476	27.36	L	131893	13.19	L	132478	14.17	L
350	DR350SE	90-97	----	----	----	132476	27.36	L	131893	13.19	L	132478	14.17	L
350	DR350SE	98-99	132423	33.27	L	132476	27.36	L	131893	13.19	L	132478	14.17	L
370	DR370	78-79	----	----	----	----	----	----	131884	13.19	L	----	----	----
370	RM370	76-77	----	----	----	133928	27.36	L	131884	13.19	L	133936	14.17	L
370	SP370	78-79	----	----	----	133928	27.36	L	131884	13.19	L	133936	14.17	L
400	DR400	80	----	----	----	AB56122	27.36	L	131884	13.19	L	131982	14.17	L
400	DRZ400E	00-07	132761	39.07	L	AB56144	27.36	L	131902	13.19	L	131966	14.17	L
400	DRZ400K	00-03	132761	39.07	L	AB56144	27.36	L	131902	13.19	L	131966	14.17	L
400	DRZ400S	00-15	132761	39.07	L	AB56144	27.36	L	131902	13.19	L	131966	14.17	L
400	DRZ400SM	05-15	131738	51.04	L	AB56142	27.36	L	131900	13.19	L	131962	14.17	L
400	PE400	80-81	----	----	----	AB56122	27.36	L	131884	13.19	L	131982	14.17	L
400	RM400	78	----	----	----	----	----	----	131884	13.19	L	----	----	----
400	RM400	79-80	----	----	----	AB56124	27.36	L	131886	13.19	L	131981	14.17	L
400	TM400	75	----	----	----	AB56117	27.36	L	131882	13.19	L	131992	14.17	L
450	RMX450	10-11	131697	46.40	L	AB56142	27.36	L	131900	13.19	L	131962	14.17	L
450	RMZ450	05-12	131697	46.40	L	AB56142	27.36	L	131900	13.19	L	131962	14.17	L
450	RMZ450	13-14	133017	34.94	L	AB56147	27.36	L	131905	13.19	L	131967	14.17	L
450	RMZ450	15	----	----	----	AB56144	27.36	L	131902	13.19	L	131966	14.17	L
465	RM465	81-82	----	----	----	AB56136	27.36	L	131895	13.19	L	131979	14.17	L
500	DR500	81-83	----	----	----	AB56122	27.36	L	131884	13.19	L	131982	14.17	L
500	RM500	83-84	----	----	----	AB56136	27.36	L	131895	13.19	L	131979	14.17	L
500	SP500	81-83	----	----	----	133928	27.36	L	131884	13.19	L	133936	14.17	L
650	DR650RS (EURO)	90-96	132907	35.94	L	AB56130	27.36	L	131891	13.19	L	131980	14.17	L
650	DR650SE	90-95	132907	35.94	L	AB56130	27.36	L	131891	13.19	L	131980	14.17	L
650	DR650SE	96-14	131707	31.85	L	AB56136	27.36	L	131895	13.19	L	131979	14.17	L
<b>TM</b>														
125	EN 125	96-04	----	----	----	AB56149	27.36	L	131908	13.19	L	132000	14.17	L
125	EN 125	09-11	----	----	----	AB56145	27.36	L	131903	13.19	L	132002	14.17	L
125	MX 125	96-04	----	----	----	AB56149	27.36	L	131908	13.19	L	132000	14.17	L
125	MX 125	09-11	----	----	----	AB56145	27.36	L	131903	13.19	L	132002	14.17	L
125	SMR 125	09	----	----	----	AB56145	27.36	L	131903	13.19	L	132002	14.17	L
144	EN 144	09-11	----	----	----	AB56145	27.36	L	131903	13.19	L	132002	14.17	L
144	MX 144	09-11	----	----	----	AB56145	27.36	L	131903	13.19	L	132002	14.17	L
250	EN 250	96-04	----	----	----	AB56149	27.36	L	131908	13.19	L	132000	14.17	L
250	EN 250	09-11	----	----	----	AB56145	27.36	L	131903	13.19	L	132002	14.17	L
250	EN 250F	02-04	----	----	----	AB56149	27.36	L	131908	13.19	L	132000	14.17	L
250	EN 250F	09-11	----	----	----	AB56145	27.36	L	131903	13.19	L	132002	14.17	L
250	MX 250	96-04	----	----	----	AB56149	27.36	L	131908	13.19	L	132000	14.17	L
250	MX 250	09-11	----	----	----	AB56145	27.36	L	131903	13.19	L	132002	14.17	L
250	MX 250F	02-04	----	----	----	AB56149	27.36	L	131908	13.19	L	132000	14.17	L
250	MX 250F	09-11	----	----	----	AB56145	27.36	L	131903	13.19	L	132002	14.17	L
300	EN 300	97-04	----	----	----	AB56149	27.36	L	131908	13.19	L	132000	14.17	L
300	EN 300	09-11	----	----	----	AB56145	27.36	L	131903	13.19	L	132002	14.17	L
300	MX 300	97-04	----	----	----	AB56149	27.36	L	131908	13.19	L	132000	14.17	L

# STEERING & SUSPENSION

## ALL BALLS FORK BUSHING OIL & DUST SEAL KITS CONTINUED

CC	MODEL	YEAR	FORK BUSHING KIT	FORK OIL SEAL & DUST SEAL KIT	FORK OIL SEAL ONLY KIT	FORK DUST SEAL ONLY KIT
<b>TM CONTINUED</b>						
300	MX 300	09-11	----	AB56145 27.36 L	131903 13.19 L	132002 14.17 L
400	EN 400F	02-03	----	AB56149 27.36 L	131908 13.19 L	132000 14.17 L
400	MX 400F	02-03	----	AB56149 27.36 L	131908 13.19 L	132000 14.17 L
450	EN 450F	04	----	AB56149 27.36 L	131908 13.19 L	132000 14.17 L
450	EN 450F	09-11	----	AB56145 27.36 L	131903 13.19 L	132002 14.17 L
450	MX 450F	04	----	AB56149 27.36 L	131908 13.19 L	132000 14.17 L
450	MX 450F	09-11	----	AB56145 27.36 L	131903 13.19 L	132002 14.17 L
530	EN 530F	02-04	----	AB56149 27.36 L	131908 13.19 L	132000 14.17 L
530	EN 530F	09-11	----	AB56145 27.36 L	131903 13.19 L	132002 14.17 L
530	MX 530F	02-04	----	AB56149 27.36 L	131908 13.19 L	132000 14.17 L
530	MX 530F	09-11	----	AB56145 27.36 L	131903 13.19 L	132002 14.17 L
<b>YAMAHA</b>						
50	DT50	88-90	----	AB56104 27.36 L	131877 13.19 L	131976 14.17 L
50	DT50 (SA)	98	----	AB56104 27.36 L	131877 13.19 L	131976 14.17 L
50	YZ50	80	----	AB56100 27.36 L	131875 13.19 L	131995 14.17 L
60	YZ60	81-83	----	AB56100 27.36 L	131875 13.19 L	131995 14.17 L
80	BW80	86-90	----	----	131875 13.19 L	----
80	MX80	80-82	----	AB56100 27.36 L	131875 13.19 L	131995 14.17 L
80	PW80	83-06	----	AB56100 27.36 L	131875 13.19 L	131995 14.17 L
80	YZ80	74-78	----	----	131876 13.19 L	----
80	YZ80	79-82	----	132759 27.36 L	131878 13.19 L	131986 14.17 L
80	YZ80	83-92	----	AB56112 27.36 L	131880 13.19 L	131987 14.17 L
80	YZ80	93-01	131713 34.72 L	AB56121 27.36 L	131884 13.19 L	131972 14.17 L
85	YZ85	02-16	131713 34.72 L	AB56121 27.36 L	131884 13.19 L	131972 14.17 L
90	TTR90	00-07	----	AB56100 27.36 L	131875 13.19 L	131995 14.17 L
100	DT100	74-76	----	AB56105 27.36 L	131877 13.19 L	131985 14.17 L
100	DT100	77-83	----	----	131876 13.19 L	----
100	MX100	74	----	AB56105 27.36 L	----	131985 14.17 L
100	MX100	75	----	AB56105 27.36 L	131877 13.19 L	131985 14.17 L
100	MX100	79-83	----	----	131876 13.19 L	----
100	RT100	90-00	----	----	131876 13.19 L	----
100	YZ100	76-77	----	----	131906 13.19 L	----
100	YZ100	80-81	----	----	131882 13.19 L	----
100	YZ100	82-83	----	AB56120 27.36 L	131883 13.19 L	131982 14.17 L
110	TTR110	08-16	----	133018 27.36 L	132756 13.19 L	133019 14.17 L
125	DT X 125 (EURO)	05-06	----	AB56130 27.36 L	131891 13.19 L	131980 14.17 L
125	DT125	74-75	----	AB56105 27.36 L	131877 13.19 L	131985 14.17 L
125	DT125	76	----	----	131877 13.19 L	----
125	DT125	78	----	----	132756 13.19 L	----
125	DT125 (EURO)	99-06	----	AB56130 27.36 L	131891 13.19 L	131980 14.17 L
125	IT125	81	----	AB56116 27.36 L	131882 13.19 L	131983 14.17 L
125	MX125	74-75	----	AB56105 27.36 L	131877 13.19 L	131985 14.17 L
125	MX125	76	----	----	131906 13.19 L	----
125	TT125	00	----	AB56104 27.36 L	131877 13.19 L	131976 14.17 L
125	TTR125 DRUM BRAKE	00-07	----	AB56104 27.36 L	131877 13.19 L	131976 14.17 L
125	TTR125 DRUM BRAKE	08-09	----	----	132756 13.19 L	----
125	TTR125L DISC BRAKE	00-07	----	AB56104 27.36 L	131877 13.19 L	131976 14.17 L
125	TTR125L DISC BRAKE	08-15	----	----	132756 13.19 L	----
125	XTZ 125 (SA)	03-10	----	AB56115 27.36 L	131882 13.19 L	131974 14.17 L
125	YZ125	74-75	----	AB56105 27.36 L	131877 13.19 L	131985 14.17 L
125	YZ125	76	----	----	131906 13.19 L	----
125	YZ125	77-80	----	AB56120 27.36 L	131883 13.19 L	131982 14.17 L
125	YZ125	81-83	----	AB56124 27.36 L	131886 13.19 L	131981 14.17 L
125	YZ125	84	----	AB56133 27.36 L	131893 13.19 L	131970 14.17 L
125	YZ125	85	----	132476 27.36 L	131893 13.19 L	132478 14.17 L
125	YZ125	86-88	131714 37.44 L	AB56136 27.36 L	131895 13.19 L	131979 14.17 L
125	YZ125	89-90	132426 38.82 L	AB56129 27.36 L	131891 13.19 L	131969 14.17 L
125	YZ125	91-92	131714 37.44 L	AB56135 27.36 L	131895 13.19 L	131964 14.17 L
125	YZ125	93-95	131696 37.17 L	AB56135 27.36 L	131895 13.19 L	131964 14.17 L
125	YZ125	96-03	131694 35.29 L	AB56141 27.36 L	131899 13.19 L	131965 14.17 L

- accessories
- body
- handlebar & grips
- cables & levers
- exhaust
- engine
- fuel & intake
- electrical & ignition
- clutch
- drive
- bearings
- brakes
- steering & suspension
- tires
- tools & shop

# STEERING & SUSPENSION

## ALL BALLS FORK BUSHING OIL & DUST SEAL KITS CONTINUED

CC	MODEL	YEAR	FORK BUSHING KIT			FORK OIL SEAL & DUST SEAL KIT			FORK OIL SEAL ONLY KIT			FORK DUST SEAL ONLY KIT			
<b>YAMAHA CONTINUED</b>															
	125	YZ125	04	131716	36.11	L	AB56147	27.36	L	131905	13.19	L	131967	14.17	L
	125	YZ125	05-16	131730	46.40	L	AB56147	27.36	L	131905	13.19	L	131967	14.17	L
	175	CT175	72	----			AB56105	27.36	L	131877	13.19	L	131985	14.17	L
	175	DT175	74-75	----			AB56105	27.36	L	131877	13.19	L	131985	14.17	L
	175	DT175	76	----			----			131877	13.19	L	----		
	175	DT175	78	----			----			132756	13.19	L	----		
	175	IT175	77-81	----			AB56120	27.36	L	131883	13.19	L	131982	14.17	L
	175	IT175	82	----			----			131909	13.19	L	131981		
	175	IT175	83	----			AB56124	27.36	L	131886	13.19	L	131981	14.17	L
	175	MX175	74-75	----			AB56105	27.36	L	131877	13.19	L	131985	14.17	L
	175	TY175	75-76	----			----			131877	13.19	L	----		
	175	YZ175	76	----			AB56120	27.36	L	131883	13.19	L	131982	14.17	L
	180	RT180	90-93	----			AB56116	27.36	L	131882	13.19	L	131983	14.17	L
	180	RT180	95-98	----			AB56115	27.36	L	131882	13.19	L	131974	14.17	L
	200	AG200	87-06	----			----			131882	13.19	L	----		
	200	BW200	85-88	----			AB56111	27.36	L	131880	13.19	L	131984	14.17	L
	200	IT200	84-86	131714	37.44	L	AB56136	27.36	L	131895	13.19	L	131979	14.17	L
	200	TW200 TRAILWAY	87-16	----			AB56111	27.36	L	131880	13.19	L	131984	14.17	L
	200	WR200	92	132421	37.98	L	AB56129	27.36	L	131891	13.19	L	131969	14.17	L
	200	XT200	82-83	----			AB56117	27.36	L	131882	13.19	L	131992	14.17	L
	225	TT225	86-87	----			AB56119	27.36	L	131883	13.19	L	131972	14.17	L
	225	TTR225	99-04	----			AB56119	27.36	L	131883	13.19	L	131972	14.17	L
	225	XT225	92-07	----			AB56119	27.36	L	131883	13.19	L	131972	14.17	L
	230	TTR230	05-15	----			AB56119	27.36	L	131883	13.19	L	131972	14.17	L
	250	DT250	72-76	----			133929	27.36	L	131906	13.19	L	133938	14.17	L
	250	DT250	77	----			133930	27.36	L	131906	13.19	L	133939	14.17	L
	250	DT250	78	----			----			131906	13.19	L	----		
	250	DT250	79	----			AB56120	27.36	L	131883	13.19	L	131982	14.17	L
	250	IT250	77-80	----			AB56120	27.36	L	131883	13.19	L	131982	14.17	L
	250	IT250	81-82	----			AB56124	27.36	L	131886	13.19	L	131981	14.17	L
	250	IT250	83	131714	37.44	L	AB56136	27.36	L	131895	13.19	L	131979	14.17	L
	250	TT250	80-82	----			AB56120	27.36	L	131883	13.19	L	131982	14.17	L
	250	TTR250	99-06	131725	39.07	L	AB56136	27.36	L	131895	13.19	L	131979	14.17	L
	250	TY250	74 -77	----			----			131906	13.19	L	----		
	250	WR250	91	----			AB56135	27.36	L	131895	13.19	L	131964	14.17	L
	250	WR250	92 -93	131714	37.44	L	AB56135	27.36	L	131895	13.19	L	131964	14.17	L
	250	WR250	94 -97	131696	37.17	L	AB56135	27.36	L	131895	13.19	L	131964	14.17	L
	250	WR250F	01-03	131694	35.29	L	AB56141	27.36	L	131899	13.19	L	131965	14.17	L
	250	WR250F	04	132765	39.93	L	AB56141	27.36	L	131899	13.19	L	131965	14.17	L
	250	WR250F	05	131705	32.54	L	AB56147	27.36	L	131905	13.19	L	131967	14.17	L
	250	WR250F	06-14	131716	36.11	L	AB56147	27.36	L	131905	13.19	L	131967	14.17	L
	250	WR250F	15	131730	46.40	L	AB56147	27.36	L	131905	13.19	L	131967	14.17	L
	250	WR250R DUAL SPORT	08-16	131694	35.29	L	AB56141	27.36	L	131899	13.19	L	131965	14.17	L
	250	WR250X SUPERMOTO	08-11	131694	35.29	L	AB56141	27.36	L	131899	13.19	L	131965	14.17	L
	250	XT250	80-83	----			----			131882	13.19	L	----		
	250	XT250	84	----			AB56120	27.36	L	131883	13.19	L	131982	14.17	L
	250	XT250	08-16	----			133931	27.36	L	133934	13.19	L	131974	14.17	L
	250	XTZ 250 (SA)	07-12	----			----			131892	13.19	L	----		
	250	YZ250	74-75	----			----			131906	13.19	L	----		
	250	YZ250	76	----			AB56120	27.36	L	131883	13.19	L	131982	14.17	L
	250	YZ250	77-80	----			AB56124	27.36	L	131886	13.19	L	131981	14.17	L
	250	YZ250	81	----			----			131895	13.19	L	----		
	250	YZ250	82	131714	37.44	L	----			131895	13.19	L	----		
	250	YZ250	83-88	131714	37.44	L	AB56136	27.36	L	131895	13.19	L	131979	14.17	L
	250	YZ250	89-90	----			AB56129	27.36	L	131891	13.19	L	131969	14.17	L
	250	YZ250	91-92	131714	37.44	L	AB56135	27.36	L	131895	13.19	L	131964	14.17	L
	250	YZ250	93-95	131696	37.17	L	AB56135	27.36	L	131895	13.19	L	131964	14.17	L
	250	YZ250	96-03	131694	35.29	L	AB56141	27.36	L	131899	13.19	L	131965	14.17	L
	250	YZ250	04	131716	36.11	L	AB56147	27.36	L	131905	13.19	L	131967	14.17	L
	250	YZ250	05-16	131730	46.40	L	AB56147	27.36	L	131905	13.19	L	131967	14.17	L
	250	YZ250F	01-03	131694	35.29	L	AB56141	27.36	L	131899	13.19	L	131965	14.17	L
	250	YZ250F	04	131716	36.11	L	AB56147	27.36	L	131905	13.19	L	131967	14.17	L



## ALL BALLS FORK BUSHING OIL & DUST SEAL KITS CONTINUED

CC	MODEL	YEAR	FORK BUSHING KIT			FORK OIL SEAL & DUST SEAL KIT			FORK OIL SEAL ONLY KIT			FORK DUST SEAL ONLY KIT		
<b>YAMAHA CONTINUED</b>														
250	YZ250F	05-16	131730	46.40	L	AB56147	27.36	L	131905	13.19	L	131967	14.17	L
250	YZ250FX	15	131730	46.40	L	AB56147	27.36	L	131905	13.19	L	131967	14.17	L
250	YZ250X	16	131730	46.40	L	AB56147	27.36	L	131905	13.19	L	131967	14.17	L
350	TT350	86-87	-----			AB56132	27.36	L	131892	13.19	L	131977	14.17	L
350	TY350	85-86	-----			133932	27.36	L	131883	13.19	L	133940	14.17	L
350	XT350	85-00	-----			AB56120	27.36	L	131883	13.19	L	131982	14.17	L
360	DT 360	73-74	-----			-----			131906	13.19	L	-----		
360	MX 360	74	-----			-----			131906	13.19	L	-----		
360	RT 360	70-73	-----			-----			131906	13.19	L	-----		
400	DT400	75-76	-----			133929	27.36	L	131906	13.19	L	133938	14.17	L
400	DT400	77	-----			133930	27.36	L	131906	13.19	L	133939	14.17	L
400	DT400	78	-----			-----			131906	13.19	L	-----		
400	IT400	76-79	-----			AB56120	27.36	L	131883	13.19	L	131982	14.17	L
400	MX400	75	-----			-----			131906	13.19	L	-----		
400	WR400F	98-00	131694	35.29	L	AB56141	27.36	L	131899	13.19	L	131965	14.17	L
400	YZ400	76	-----			AB56120	27.36	L	131883	13.19	L	131982	14.17	L
400	YZ400	77-79	-----			AB56124	27.36	L	131886	13.19	L	131981	14.17	L
400	YZ400F	98-99	131694	35.29	L	AB56141	27.36	L	131899	13.19	L	131965	14.17	L
425	IT425	80	-----			AB56120	27.36	L	131883	13.19	L	131982	14.17	L
426	WR426F	01-02	131694	35.29	L	AB56141	27.36	L	131899	13.19	L	131965	14.17	L
426	YZ426F	00-02	131694	35.29	L	AB56141	27.36	L	131899	13.19	L	131965	14.17	L
450	WR450F	03	131694	35.29	L	AB56141	27.36	L	131899	13.19	L	131965	14.17	L
450	WR450F	04	132765	39.93	L	AB56141	27.36	L	131899	13.19	L	131965	14.17	L
450	WR450F	05-11	131716	36.11	L	AB56147	27.36	L	131905	13.19	L	131967	14.17	L
450	WR450F	12-15	131737	24.43	L	AB56147	27.36	L	131905	13.19	L	131967	14.17	L
450	YZ450F	03	131694	35.29	L	AB56141	27.36	L	131899	13.19	L	131965	14.17	L
450	YZ450F	04	131716	36.11	L	AB56147	27.36	L	131905	13.19	L	131967	14.17	L
450	YZ450F	05-09	131730	46.40	L	AB56147	27.36	L	131905	13.19	L	131967	14.17	L
450	YZ450F	10-16	131737	24.43	L	AB56147	27.36	L	131905	13.19	L	131967	14.17	L
465	IT465	81-82	-----			AB56124	27.36	L	131886	13.19	L	131981	14.17	L
465	YZ465	80	-----			AB56124	27.36	L	131886	13.19	L	131981	14.17	L
465	YZ465	81	131714	37.44	L	-----			131895	13.19	L	-----		
490	IT490	83-84	131714	37.44	L	AB56136	27.36	L	131895	13.19	L	131979	14.17	L
490	YZ490	82	131714	37.44	L	-----			131895	13.19	L	-----		
490	YZ490	83-90	131714	37.44	L	AB56136	27.36	L	131895	13.19	L	131979	14.17	L
500	TT500	76-78	-----			-----			131883	13.19	L	-----		
500	TT500	79-81	-----			AB56120	27.36	L	131883	13.19	L	131982	14.17	L
500	WR500	92-93	131696	37.17	L	AB56135	27.36	L	131895	13.19	L	131964	14.17	L
50	XT500	76-79	-----			-----			131883	13.19	L	-----		
500	XT500	80-82	-----			AB56120	27.36	L	131883	13.19	L	131982	14.17	L
550	XT550	82-83	-----			-----			131886	13.19	L	-----		
600	TT600	83-84	-----			AB56136	27.36	L	131895	13.19	L	131979	14.17	L
600	TT600	85-86	131696	37.17	L	AB56136	27.36	L	131895	13.19	L	131979	14.17	L
600	XT600	84-95	-----			AB56128	27.36	L	131890	13.19	L	131980	14.17	L
600	XT600 (SA)	96-02	-----			AB56128	27.36	L	131890	13.19	L	131980	14.17	L
600	XT600E (EURO)	96-02	-----			AB56130	27.36	L	131891	13.19	L	131980	14.17	L

- accessories
- body
- handlebar & grips
- cables & levers
- exhaust
- engine
- fuel & intake
- electrical & ignition
- clutch
- drive
- bearings
- brakes
- steering & suspension**
- tires
- tools & shop

# STEERING & SUSPENSION



## REAR SHOCK SEAL HEAD ASSEMBLIES

- Complete assembly, ready to install
- Direct OEM replacement featuring the latest OEM style seal with pre-scraper
- All designs incorporate an air bleed hole for easy re-assembly



- accessories
- body
- handlebar & grips
- cables & levers
- exhaust
- engine
- fuel & intake
- electrical & ignition
- clutch
- drive
- bearings
- brakes
- steering & suspension
- tires
- tools & shop

CC	MODEL	YEAR	REAR SHOCK SEAL HEAD KIT		
<b>HONDA</b>					
80	CR80R	86-95	131669	40.36	L
80	CR80R	96-02	131670	39.52	L
80	CR80RB	97-02	131670	39.52	L
85	CR85R/RB	03-07	131670	39.52	L
125	CR125R	81	131671	39.52	L
125	CR125R	84-86	131673	38.32	L
125	CR125R	87-92	131671	39.52	L
125	CR125R	93-07	131668	39.52	L
150	CRF150R/RB	07-16	131670	39.52	L
200	XR200R	84-93	131673	38.32	L
250	CR250R	85-87	131674	42.16	L
250	CR250R	88-90	131677	40.36	L
250	CR250R	91	131671	39.52	L
250	CR250R	93-94	131676	40.36	L
250	CR250R	95-96	131668	39.52	L
250	CR250R	97-99	131676	40.36	L
250	CR250R	00-01	131665	39.52	L
250	CR250R	02-07	131688	42.36	L
250	CRF250R	04-16	131688	42.36	L
250	CRF250X	04-15	131688	42.36	L
250	XR250L	91-96	131673	38.32	L
250	XR250R	84-95	131673	38.32	L
250	XR250R	96-04	131671	39.52	L
400	XR400R	96-04	131677	40.36	L
450	CR450R	81	131677	40.36	L
450	CRF450R	02-08	131688	42.36	L
450	CRF450R	09-16	131665	39.52	L
450	CRF450X	05-15	131688	42.36	L
500	CR500R	85-87	131674	42.16	L
500	CR500R	88-90	131677	40.36	L
500	CR500R	91-93	131671	39.52	L
500	CR500R	95-01	131668	39.52	L
600	XR600R	91-00	131677	40.36	L
<b>HUSABERG</b>					
250	FE250	13-14	131682	43.37	L
250	TE250	11-14	131682	43.37	L
300	TE300	11-14	131682	43.37	L
350	FE350	13-14	131682	43.37	L
390	390FE	10-11	131682	43.37	L
450	450FC	03-05	131682	43.37	L
450	450FE	04-11	131682	43.37	L
450	450FE-E	03	131682	43.37	L
450	450FS	04	131682	43.37	L
450	450FS-C	03-06	131682	43.37	L
450	450FS-E	03-08	131682	43.37	L
450	450FX	10-11	131682	43.37	L
450	450FX-E	03	131682	43.37	L

CC	MODEL	YEAR	REAR SHOCK SEAL HEAD KIT		
<b>HUSABERG CONTINUED</b>					
450	FE450	14	131682	43.37	L
501	FE501	13-14	131682	43.37	L
550	550FE	07-08	131682	43.37	L
550	550FS-E	07	131682	43.37	L
570	570FE	09-11	131682	43.37	L
570	570FS	10-11	131682	43.37	L
650	650FC	04-05	131682	43.37	L
650	650FE	04-08	131682	43.37	L
650	650FS	04-08	131682	43.37	L
650	650FS-C	05-06	131682	43.37	L
650	650FS-E	05-07	131682	43.37	L
<b>HUSQVARNA</b>					
85	TC 85	14-15	131683	46.67	L
125	CR125	01-04	131686	46.60	L
125	TC 125	14-15	132656	44.74	L
125	TE 125	15	132656	44.74	L
125	WR125	01-04	131686	46.60	L
250	CR250	01-04	131686	46.60	L
250	FC 250	14-15	132656	44.74	L
250	FE 250	14-15	132656	44.74	L
250	TC 250	14-15	132656	44.74	L
250	TC250	03-04	131686	46.60	L
250	TE 250	14-15	132656	44.74	L
250	TE250	03-04	131686	46.60	L
250	WR250	01-04	131686	46.60	L
300	TE 300	14-15	132656	44.74	L
350	FC 350	14-15	132656	44.74	L
350	FE 350	14-15	132656	44.74	L
350	FE 350S	15	132656	44.74	L
360	WR360	01-02	131686	46.60	L
400	SM400R	04	131686	46.60	L
400	TE400	01	131686	46.60	L
450	FC 450	14-15	132656	44.74	L
450	FE 450	14	132656	44.74	L
450	SM450R	03-04	131686	46.60	L
450	TC450	03-04	131686	46.60	L
450	TE450	03-04	131686	46.60	L
500	FE 501	14-15	132656	44.74	L
500	FE 501S	15	132656	44.74	L
510	TE510	04	131686	46.60	L
570	SMR570	01-04	131686	46.60	L
570	TE570	01-04	131686	46.60	L
610	SM610	08	131686	46.60	L
610	TE610	08	131686	46.60	L
630	SMS630	10-11	131686	46.60	L
630	TE630	10-11	131686	46.60	L

## ALL BALLS REAR SHOCK SEAL HEAD ASSEMBLIES CONTINUED

CC	MODEL	YEAR	REAR SHOCK SEAL HEAD KIT		
<b>KAWASAKI</b>					
65	KX65	00-15	131669	40.36	L
80	KX80	86-00	131675	40.36	L
80	KX80 BIG WHEEL	92-94	131675	40.36	L
85	KX85	01-15	131675	40.36	L
100	KX100	95-15	131675	40.36	L
125	KX125	83-86	131673	38.32	L
125	KX125	87	131671	39.52	L
125	KX125	88-92	131667	41.24	L
125	KX125	93-99	131666	38.32	L
125	KX125	00-05	131668	39.52	L
200	KDX200	83-88	131673	38.32	L
200	KDX200	89-06	131671	39.52	L
220	KDX220	97-05	131671	39.52	L
250	KDX250	91-94	131671	39.52	L
250	KLX250R	94-96	131671	39.52	L
250	KX250	83-85	131673	38.32	L
250	KX250	86	131666	38.32	L
250	KX250	87	131671	39.52	L
250	KX250	88-92	131667	41.24	L
250	KX250	93-99	131666	38.32	L
250	KX250	00-07	131668	39.52	L
250	KX250F	04-05	131668	39.52	L
250	KX250F	06-16	131688	42.36	L
300	KLX300(R)	97-07	131671	39.52	L
400	KLX400R	03-04	131665	39.52	L
400	KLX400SR	03-04	131665	39.52	L
450	KLX450R	08-09	131668	39.52	L
450	KX450F	06-08	131668	39.52	L
450	KX450F	09-16	131665	39.52	L
500	KX500	83-85	131673	38.32	L
500	KX500	86	131666	38.32	L
500	KX500	87	131671	39.52	L
500	KX500	88-93	131667	41.24	L
500	KX500	94-04	131666	38.32	L
650	KL650 A (KLR)	92-07	131673	38.32	L
650	KL650 E (KLR)	08-15	131673	38.32	L
650	KLX650R	93-96	131671	39.52	L
<b>KTM</b>					
85	SX 85	03-16	131683	46.67	L
85	SXS 85	13-14	131683	46.67	L
85	XC 85	08-09	131683	46.67	L
105	SX 105	06-11	131683	46.67	L
105	XC 105	08-09	131683	46.67	L
125	EGS 125	99	131682	43.37	L
125	EXC 125	99-09	131682	43.37	L
125	EXE 125	00-01	131682	43.37	L
125	SX 125	99-11	131682	43.37	L
125	SX 125	12-16	132656	44.74	L
125	SXS 125	04	131682	43.37	L
144	SX 144	07-08	131682	43.37	L
150	SX 150	09-11	131682	43.37	L
150	SX 150	12-16	132656	44.74	L
150	XC 150	10-11	131682	43.37	L
150	XC 150	12-14	132656	44.74	L

CC	MODEL	YEAR	REAR SHOCK SEAL HEAD KIT		
<b>KTM CONTINUED</b>					
200	EGS 200	99	131682	43.37	L
200	EXC 200	99-05	131682	43.37	L
200	MXC 200	99-03	131682	43.37	L
200	SX 200	00-04	131682	43.37	L
200	XC 200	06-09	131682	43.37	L
200	XC-W 200	06-16	131682	43.37	L
250	EGS 250	99	131682	43.37	L
250	EXC 250	99-05	131682	43.37	L
250	EXC-G 250 RACING	02-05	131682	43.37	L
250	FREERIDE 250 R	15-16	131683	46.67	L
250	MXC 250	99-01	131682	43.37	L
250	SX 250	99-11	131682	43.37	L
250	SX 250	12-16	132656	44.74	L
250	SX-F 250	05-10	131682	43.37	L
250	SX-F 250	11-16	132656	44.74	L
250	SXS 250	01-04	131682	43.37	L
250	XC 250	06-11	131682	43.37	L
250	XC 250	12-16	132656	44.74	L
250	XC-F 250	07-09	131682	43.37	L
250	XC-F 250	11-16	132656	44.74	L
250	XC-FW 250	07-16	131682	43.37	L
250	XC-W 250	06-16	131682	43.37	L
300	EGS 300	99	131682	43.37	L
300	EXC 300	99-05	131682	43.37	L
300	MXC 300	99-05	131682	43.37	L
300	XC 300	06-11	131682	43.37	L
300	XC 300	12-16	132656	44.74	L
300	XC-W 300	06-16	131682	43.37	L
300	XC-W 300 SIX DAYS	15	131682	43.37	L
350	EXC-F 350	13-16	131682	43.37	L
350	FREERIDE 350 (EURO)	15	131683	46.67	L
350	SX-F 350	11-16	132656	44.74	L
350	XC-F 350	11-16	132656	44.74	L
350	XC-FW 350	12-16	131682	43.37	L
350	XC-FW 350 SIX DAYS	15	131682	43.37	L
380	EGS 380	99	131682	43.37	L
380	EXC 380	99-02	131682	43.37	L
380	MXC 380	99-01	131682	43.37	L
380	SX 380	99-02	131682	43.37	L
400	EXC 400	00-02	131682	43.37	L
400	EXC-G 400	04-06	131682	43.37	L
400	LC4 400	99	131682	43.37	L
400	LC4-E 400	00-01	131682	43.37	L
400	MXC 400	01-02	131682	43.37	L
400	SC 400	00	131682	43.37	L
400	SX 400	99-02	131682	43.37	L
400	SXC 400	00	131682	43.37	L
400	XC-W 400	07-10	131682	43.37	L
450	450 SX-F FACTORY EDITION	15	132656	44.74	L
450	EXC 450	03-11	131682	43.37	L
450	EXC-G 450	04-07	131682	43.37	L
450	EXC-R 450	08	131682	43.37	L
450	MXC-G 450	03-05	131682	43.37	L
450	SMR 450	05-07	131682	43.37	L

- accessories
- body
- handlebar & grips
- cables & levers
- exhaust
- engine
- fuel & intake
- electrical & ignition
- clutch
- drive
- bearings
- brakes
- steering & suspension
- tires
- tools & shop

# STEERING & SUSPENSION

## ALL BALLS REAR SHOCK SEAL HEAD ASSEMBLIES CONTINUED


- accessories
- body
- handlebar & grips
- cables & levers
- exhaust
- engine
- fuel & intake
- electrical & ignition
- clutch
- drive
- bearings
- brakes
- steering & suspension
- tires
- tools & shop

CC	MODEL	YEAR	REAR SHOCK SEAL HEAD KIT		
<b>KTM CONTINUED</b>					
450	SMS 450	03-04	131682	43.37	L
450	SX 450	03-06	131682	43.37	L
450	SX-F 450	07-10	131682	43.37	L
450	SX-F 450	11-16	132656	44.74	L
450	SXS 450	03-04	131682	43.37	L
450	XC 450	04-07	131682	43.37	L
450	XC-F 450	08-09	131682	43.37	L
450	XC-F 450	13-16	132656	44.74	L
450	XCR-W 450	08	131682	43.37	L
450	XC-W 450	07-16	131682	43.37	L
500	EXC 500	12-16	131682	43.37	L
500	EXC 500 SIX DAYS	16	131682	43.37	L
500	XC-W 500	12-16	131682	43.37	L
505	SX-F 505	08	131682	43.37	L
505	XC-F 505	08-09	131682	43.37	L
520	EXC 520	00-02	131682	43.37	L
520	MXC 520	01-02	131682	43.37	L
520	SX 520	00-02	131682	43.37	L
525	EXC 525	03-07	131682	43.37	L
525	MXC-G 525	03-05	131682	43.37	L
525	SMR 525	05	131682	43.37	L
525	SX 525	03-06	131682	43.37	L
525	XC 525	06-07	131682	43.37	L
525	XC-W 525	07	131682	43.37	L
530	EXC 530	10-11	131682	43.37	L
530	EXC-R 530	08-09	131682	43.37	L
530	XCR-W 530	08	131682	43.37	L
530	XC-W 530	09-11	131682	43.37	L
560	SMR 560	06-07	131682	43.37	L
<b>SUZUKI</b>					
65	RM65	03-05	131669	40.36	L
80	RM80	81-01	131669	40.36	L
85	RM85	02-04	131669	40.36	L
85	RM85	05-15	131673	38.32	L
85	RM85L	03-04	131669	40.36	L
85	RM85L	05-15	131673	38.32	L
100	RM100	03	131675	40.36	L
125	RM125	82-86	131673	38.32	L
125	RM125	87-90	131671	39.52	L
125	RM125	91	131672	42.16	L
125	RM125	92-97	131676	40.36	L
125	RM125	98-03	131665	39.52	L
125	RM125	04-08	131687	43.69	L
250	RM250	81-86	131666	38.32	L
250	RM250	87-89	131671	39.52	L
250	RM250	90-91	131672	42.16	L
250	RM250	92-97	131676	40.36	L
250	RM250	98-00	131665	39.52	L
250	RM250	01-03	131666	38.32	L
250	RM250	04	131688	42.36	L
250	RM250	05-08	131687	43.69	L
250	RMX250	89-90	131671	39.52	L
250	RMX250	91-99	131672	42.16	L
250	RMZ250	04-06	131668	39.52	L

CC	MODEL	YEAR	REAR SHOCK SEAL HEAD KIT		
<b>SUZUKI CONTINUED</b>					
250	RMZ250	07-15	131687	43.69	L
400	DRZ400E	00-07	131665	39.52	L
400	DRZ400K	00-03	131665	39.52	L
400	DRZ400S	00-15	131665	39.52	L
400	DRZ400SM	05-15	131665	39.52	L
450	RMX450	10-11	131687	43.69	L
450	RMZ450	05-15	131687	43.69	L
650	DR650SE	96-14	131673	38.32	L
<b>YAMAHA</b>					
80	YZ80	81-92	131678	42.16	L
80	YZ80	93-01	131673	38.32	L
85	YZ85	02-16	131673	38.32	L
100	YZ100	82-83	131679	40.36	L
125	YZ125	78-83	131679	40.36	L
125	YZ125	84-85	131678	42.16	L
125	YZ125	86-88	131679	40.36	L
125	YZ125	93-05	131666	38.32	L
125	YZ125	06-16	131680	39.52	L
175	IT175	81-83	131679	40.36	L
200	IT200	84-86	131678	42.16	L
250	WR250	94-97	131666	38.32	L
250	WR250F	01-14	131666	38.32	L
250	WR250F	15	131665	39.52	L
250	YZ250	80-88	131679	40.36	L
250	YZ250	93-05	131666	38.32	L
250	YZ250	06-16	131680	39.52	L
250	YZ250F	01-05	131666	38.32	L
250	YZ250F	06-13	131680	39.52	L
250	YZ250F	14-16	131665	39.52	L
250	YZ250FX	15	131665	39.52	L
250	YZ250X	16	131680	39.52	L
400	WR400F	98-00	131666	38.32	L
400	YZ400F	98-99	131666	38.32	L
426	WR426F	01-02	131666	38.32	L
426	YZ426F	00-02	131666	38.32	L
450	WR450F	03-15	131666	38.32	L
450	YZ450F	03-05	131666	38.32	L
450	YZ450F	06-09	131680	39.52	L
450	YZ450F	10-16	131665	39.52	L
465	YZ465	80-81	131679	40.36	L
490	YZ490	83	131679	40.36	L

## K&S FORK SEAL KITS & DUST SEAL KITS

FORK SEALS AND DUST SEALS SOLD IN KITS (PAIRS)



MAKE/MODEL	YEAR	DIA. I.D.MM X O.D.MM X THICK	O.E.M. #	OIL SEAL	DUST SEAL
<b>HONDA</b>					
MB5	82	27mm x 39mm x 10.5mm	51490-149-840	<b>760708 10.95</b> L	----
CR-125M "Elsinore"	77-78	35mm x 48mm x 11mm	91255-400-771	<b>760721 10.95</b> L	----
CR-125M "Elsinore"	76	35mm x 48mm x 11mm	91255-434-013	<b>760721 10.95</b> L	----
CR-125M/M1 "Elsinore"	74-75	31mm x 43mm x 12.5mm	91255-331-671	<b>760713 10.95</b> L	----
CR-125R "Elsinore"	80	37mm x 48mm x 10.5mm	91255-467-671	<b>760727 10.95</b> L	----
CR-125R "Elsinore"	80	37mm x 48mm x 12.5mm	91255-467-671	<b>760728 10.95</b> L	----
CR-125R "Elsinore"	79	37mm x 48mm x 10.5mm	91255-444-003	<b>760727 10.95</b> L	----
CR-125R "Elsinore"	79	37mm x 48mm x 12.5mm	91255-444-003	<b>760728 10.95</b> L	----
CR-125R	88-89	43mm x 54mm x 11mm	51490-KS6-305	<b>760744 10.95</b> L	----
CR-125R	90	45mm x 57mm x 11mm	51490-KZ3-810	<b>760749 10.95</b> L	<b>760776 13.95</b> L
CR-125R	91	45mm x 57mm x 11mm	51490-KZ3-821	<b>760749 10.95</b> L	<b>760776 13.95</b> L
CR-125R	00-07	46mm x 58mm x 9.5/11mm	51490-KZ4-J21	<b>760751 10.95</b> L	----
CR-125R	81-83	38mm x 50mm x 10.5mm	91255-KA3-004	<b>760731 10.95</b> L	----
CR-125R	84-86	43mm x 54mm x 11mm	51490-KA3-731	<b>760744 10.95</b> L	----
CR-125R	87	43mm x 54mm x 11mm	51490-KA4-831	<b>760744 10.95</b> L	----
CR-125R	92-93	43mm x 54mm x 9.5/10mm	51490-ML3-305	<b>760750 10.95</b> L	<b>760777 13.95</b> L
CR-125R	94-96	43mm x 55mm x 8/9.5mm	51490-KZ4-305	<b>760742 10.95</b> L	<b>760775 13.95</b> L
CR-125R	94-96	43mm x 55mm x 9.5/10mm	51490-KZ4-305	<b>760747 10.95</b> L	<b>760775 13.95</b> L
CR-125R	97-98	46mm x 58mm x 9.5/11mm	51490-MAC-741	<b>760751 10.95</b> L	<b>760778 13.95</b> L
CR-125R	99	46mm x 58mm x 9.5/11mm	51490-KZ4-J11	<b>760751 10.95</b> L	<b>760778 13.95</b> L
CR-250M/M1 "Elsinore"	75-76	35mm x 48mm x 11mm	91255-434-013	<b>760721 10.95</b> L	----
CR-250R	81	41mm x 53mm x 10.5mm	91255-KA4-004	<b>760740 10.95</b> L	----
CR-250R	82	43mm x 55mm x 10.5mm	91255-KA4-701	<b>760748 10.95</b> L	----
CR-250R	83-84	43mm x 54mm x 11mm	51490-KA4-711	<b>760744 10.95</b> L	----
CR-250R	88	43mm x 54mm x 11mm	51490-KS6-305	<b>760744 10.95</b> L	----
CR-250R	89-90	45mm x 57mm x 11mm	51490-KZ3-810	<b>760749 10.95</b> L	<b>760776 13.95</b> L
CR-250R	91	45mm x 57mm x 11mm	51490-KZ3-821	<b>760749 10.95</b> L	<b>760776 13.95</b> L
CR-250R	95	43mm x 55mm x 8/9.5mm	51490-KZ4-305	<b>760742 10.95</b> L	<b>760775 13.95</b> L
CR-250R	95	43mm x 55mm x 9.5/10mm	51490-KZ4-305	<b>760747 10.95</b> L	<b>760775 13.95</b> L
CR-250R "Elsinore"	78-80	37mm x 48mm x 10.5mm	91255-467-671	<b>760727 10.95</b> L	----
CR-250R "Elsinore"	78-80	37mm x 48mm x 12.5mm	91255-467-671	<b>760728 10.95</b> L	----
CR-250R	01-03	47mm x 58mm x 10mm	51490-KZ3-J31	<b>760755 10.95</b> L	<b>760780 13.95</b> L
CR-250R	04-07	47mm x 58mm x 10mm	51490-MEN-003	<b>760755 10.95</b> L	<b>760780 13.95</b> L
CR-250R	85-87	43mm x 54mm x 11mm	51490-KA4-831	<b>760744 10.95</b> L	----
CR-250R	92-94	43mm x 54mm x 9.5/10mm	51490-ML3-305	<b>760750 10.95</b> L	<b>760777 13.95</b> L
CR-250R	96	46mm x 58mm x 9.5/11mm	51490-MAC-741	<b>760751 10.95</b> L	<b>760778 13.95</b> L
CR-250R	97-98	47mm x 58mm x 10mm	51490-KZ3-B01	<b>760755 10.95</b> L	<b>760780 13.95</b> L
CR-250R	99-00	47mm x 58mm x 10mm	51490-KZ3-J11	<b>760755 10.95</b> L	<b>760780 13.95</b> L
CR-450R	81	41mm x 53mm x 10.5mm	91255-KA4-004	<b>760740 10.95</b> L	----
CR-480R	83	43mm x 54mm x 11mm	51490-KA4-711	<b>760744 10.95</b> L	----
CR-480R	82	43mm x 55mm x 10.5mm	91255-KA4-701	<b>760748 10.95</b> L	----
CR-500R	84	43mm x 54mm x 11mm	51490-KA4-731	<b>760744 10.95</b> L	----
CR-500R	85-87	43mm x 54mm x 11mm	51490-KA4-831	<b>760744 10.95</b> L	----
CR-500R	88	43mm x 54mm x 11mm	51490-KS6-305	<b>760744 10.95</b> L	----
CR-500R	89-90	45mm x 57mm x 11mm	51490-KZ3-810	<b>760749 10.95</b> L	<b>760776 13.95</b> L
CR-500R	91	45mm x 57mm x 11mm	51490-KZ3-821	<b>760749 10.95</b> L	<b>760776 13.95</b> L
CR-500R	92-94	43mm x 54mm x 9.5/10mm	51490-ML3-305	<b>760750 10.95</b> L	<b>760777 13.95</b> L
CR-500R	95	43mm x 55mm x 8/9.5mm	51490-KZ4-305	<b>760742 10.95</b> L	<b>760775 13.95</b> L
CR-500R	95	43mm x 55mm x 9.5/10mm	51490-KZ4-305	<b>760747 10.95</b> L	<b>760775 13.95</b> L
CR-500R	96-01	46mm x 58mm x 9.5/11mm	51490-MAC-741	<b>760751 10.95</b> L	<b>760778 13.95</b> L
CR-60R	83	27mm x 39mm x 10.5mm	51490-149-840	<b>760708 10.95</b> L	----
CR-60R	84	30mm x 42mm x 10.5mm	51490-GF5-731	<b>760710 10.95</b> L	----
CR-80R	80-81	30mm x 42mm x 10.5mm	91255-169-003	<b>760710 10.95</b> L	----
CR-80R	87-95	35mm x 48mm x 11mm	51490-KT2-305	<b>760721 10.95</b> L	----
CR-80R	96-98	37mm x 50mm x 11mm	51490-GBF-831	<b>760730 10.95</b> L	----
CR-80R	99-02	37mm x 50mm x 11mm	51490-GBF-J21	<b>760730 10.95</b> L	----
CR-80R	82	31mm x 43mm x 10.3mm	91255-446-013	<b>760712 10.95</b> L	----
CR-80R	83	31mm x 43mm x 10mm	51490-GC4-700	<b>760711 10.95</b> L	----

- accessories
- body
- handlebar & grips
- cables & levers
- exhaust
- engine
- fuel & intake
- electrical & ignition
- clutch
- drive
- bearings
- brakes
- steering & suspension**
- tires
- tools & shop

# STEERING & SUSPENSION

## K&S FORK SEAL KITS & DUST SEAL KITS CONTINUED

MAKE/MODEL	YEAR	DIA. I.D.MM X O.D.MM X THICK	O.E.M. #	OIL SEAL	DUST SEAL
<b>HONDA CONTINUED</b>					
CR-80R	84	33mm x 46mm x 10.5mm	51490-GC4-731	<b>760716 10.95 L</b>	-----
CR-80R	85-86	33mm x 46mm x 10.5mm	51490-GC4-830	<b>760716 10.95 L</b>	-----
CR-85R	03-07	37mm x 50mm x 11mm	51490-GBF-J21	<b>760730 10.95 L</b>	-----
CRF-100F	04-09, 11-13	27mm x 39mm x 10.5mm	51490-GN1-013	<b>760708 10.95 L</b>	-----
CRF-150R	07-09, 12-14	37mm x 50mm x 11mm	51490-GBF-J21	<b>760730 10.95 L</b>	-----
CRF-250X	04-09, 12-13	47mm x 58mm x 10mm	51490-KSC-003	<b>760755 10.95 L</b>	<b>760780 13.95 L</b>
CRF-450R	02-03	47mm x 58mm x 10mm	51490-KZ3-J31	<b>760755 10.95 L</b>	<b>760780 13.95 L</b>
CRF-450R	04-08	47mm x 58mm x 10mm	51490-MEN-003	<b>760755 10.95 L</b>	<b>760780 13.95 L</b>
CRF-450X	05-09, 12-14	47mm x 58mm x 10mm	51490-KSC-003	<b>760755 10.95 L</b>	<b>760780 13.95 L</b>
CRF-70F	04-09, 11-12	27mm x 39mm x 10.5mm	51490-GZ0-305	<b>760708 10.95 L</b>	-----
CRF-80F	04-09, 11-13	27mm x 39mm x 10.5mm	51490-GN1-013	<b>760708 10.95 L</b>	-----
XL-100	74-78	31mm x 43mm x 12.5mm	91255-331-671	<b>760713 10.95 L</b>	-----
XL-100S	81-85	27mm x 39mm x 10.5mm	51490-149-840	<b>760708 10.95 L</b>	-----
XL-100S	80	31mm x 43mm x 10mm	51490-KC1-305	<b>760711 10.95 L</b>	-----
XL-125K/K1	74-78	31mm x 43mm x 12.5mm	91255-331-671	<b>760713 10.95 L</b>	-----
XL-125S	84	31mm x 43mm x 10.3mm	91255-446-013	<b>760712 10.95 L</b>	-----
XL-125S	85	31mm x 43mm x 10mm	51490-437-305	<b>760711 10.95 L</b>	-----
XL-185S	79-80	31mm x 43mm x 12.5mm	91255-331-671	<b>760713 10.95 L</b>	-----
XL-185S	83	31mm x 43mm x 10.3mm	91255-446-013	<b>760712 10.95 L</b>	-----
XL-200R	83-84	33mm x 46mm x 10.5mm	51490-KB9-305	<b>760716 10.95 L</b>	-----
XL-250 "Motosport 250"	72, 74-76	35mm x 48mm x 11mm	91255-434-013	<b>760721 10.95 L</b>	-----
XL-250S	78-80	35mm x 48mm x 11mm	91255-400-771	<b>760721 10.95 L</b>	-----
XL-250S	81	35mm x 48mm x 11mm	91255-434-013	<b>760721 10.95 L</b>	-----
XL-350	74-78	35mm x 48mm x 11mm	91255-434-013	<b>760721 10.95 L</b>	-----
XL-350R	84-85	39mm x 52mm x 11mm	51490-MG2-871	<b>760735 10.95 L</b>	-----
XL-500R	82	37mm x 50mm x 11mm	91255-461-003	<b>760730 10.95 L</b>	-----
XL-500S	79-80	35mm x 48mm x 11mm	91255-300-033	<b>760721 10.95 L</b>	-----
XL-500S	80-81	35mm x 48mm x 11mm	91255-434-013	<b>760721 10.95 L</b>	-----
XL-600R	83-87	39mm x 52mm x 11mm	51490-MG2-871	<b>760735 10.95 L</b>	<b>760772 15.95 L</b>
XL-600V "Transalp"	89-90	41mm x 54mm x 11mm	51490-KFO-305	<b>760741 10.95 L</b>	-----
XL-75	77-79	27mm x 39mm x 10.5mm	90756-118-003	<b>760708 10.95 L</b>	-----
XL-80	80-85	27mm x 39mm x 10.5mm	90756-118-003	<b>760708 10.95 L</b>	-----
XR-100R	85-03	27mm x 39mm x 10.5mm	51490-GN1-013	<b>760708 10.95 L</b>	-----
XR-200	80-84	31mm x 43mm x 10mm	51490-446-770	<b>760711 10.95 L</b>	-----
XR-200R	81-83	35mm x 48mm x 11mm	91255-MA6-013	<b>760721 10.95 L</b>	-----
XR-200R	84-02	36mm x 48mm x 10.5mm	51490-KKO-305	<b>760725 10.95 L</b>	-----
XR-250	79-80	35mm x 48mm x 11mm	91255-434-003	<b>760721 10.95 L</b>	-----
XR-250L	91-96	41mm x 54mm x 11mm	51490-KAE-003	<b>760741 10.95 L</b>	-----
XR-250R	84-85	38mm x 50mm x 10.5mm	51490-KA3-711	<b>760731 10.95 L</b>	-----
XR-250R	81-82	37mm x 50mm x 11mm	91255-461-003	<b>760730 10.95 L</b>	-----
XR-250R	86-89	41mm x 53mm x 8mm	51490-KT1-670	<b>760737 10.95 L</b>	-----
XR-250R	90-04	41mm x 53mm x 8/10.5mm	51490-KZ1-670	<b>760739 10.95 L</b>	-----
XR-350R	83-85	41mm x 54mm x 11mm	51490-KN5-305	<b>760741 10.95 L</b>	-----
XR-400R	96-04	43mm x 54mm x 11mm	51490-KS6-305	<b>760744 10.95 L</b>	-----
XR-500R	83-84	43mm x 54mm x 11mm	51490-KA4-711	<b>760744 10.95 L</b>	-----
XR-600R	85-00	43mm x 54mm x 11mm	51490-KA4-831	<b>760744 10.95 L</b>	-----
XR-650L	93-09, 12-14	43mm x 54mm x 11mm	51490-KA4-831	<b>760744 10.95 L</b>	-----
XR-650R	00-07	46mm x 58mm x 10.5/11mm	51490-MBN-671	<b>760753 10.95 L</b>	-----
XR-70R	97-03	27mm x 39mm x 10.5mm	90756-118-003	<b>760708 10.95 L</b>	-----
XR-80	83-84	27mm x 39mm x 10.5mm	51490-149-840	<b>760708 10.95 L</b>	-----
XR-80R	85-03	27mm x 39mm x 10.5mm	51490-GN1-013	<b>760708 10.95 L</b>	-----
<b>KAWASAKI</b>					
KD-100	76-79	27mm x 39mm x 10.5mm	92049-1075	<b>760708 10.95 L</b>	-----
KD-100	76-79	27mm x 39mm x 10.5mm	92049-1075	<b>760708 10.95 L</b>	-----

## K&S FORK SEAL KITS & DUST SEAL KITS CONTINUED

MAKE/MODEL	YEAR	DIA. I.D.MM X O.D.MM X THICK	O.E.M. #	OIL SEAL	DUST SEAL
<b>KAWASAKI CONTINUED</b>					
KD-125	75-79	31mm x 43mm x 12.5mm	44009-018	<b>760713 10.95</b> L	----
KD-175A	76-79	32mm x 44mm x 10.5mm	44009-025	<b>760714 10.95</b> L	----
KD-80A	75-76	27mm x 39mm x 10.5mm	44009-017	<b>760708 10.95</b> L	----
KDX-200 A1-A3	83-85	38mm x 50mm x 10.5mm	92049-1180	<b>760731 10.95</b> L	----
KDX-200C1-C3	86-88	43mm x 55mm x 10.5mm	92049-1104	<b>760748 10.95</b> L	----
KDX-200E1-E4	89-92	43mm x 55mm x 10.5mm	92049-1295	<b>760748 10.95</b> L	----
KDX-200E5-E6	93-94	41mm x 53mm x 8 mm	92049-1356	<b>760737 10.95</b> L	<b>760773 13.95</b> L
KDX-200H	95-06	43mm x 55mm x 8/9.5mm	92049-1316	<b>760742 10.95</b> L	----
KDX-200H	95-06	43mm x 55mm x 9.5/10mm	92049-1316	<b>760747 10.95</b> L	----
KDX-250D1-D4	91-94	43mm x 55mm x 8/9.5mm	92049-1373	<b>760742 10.95</b> L	<b>760775 13.95</b> L
KDX-250D1-D4	91-94	43mm x 55mm x 9.5/10mm	92049-1373	<b>760747 10.95</b> L	<b>760775 13.95</b> L
KDX-400 A1-A2	79-80	38mm x 50mm x 10.5mm	92049-1042	<b>760731 10.95</b> L	----
KDX-80A1-A2/B2-B3/C1-C5	80-88	30mm x 42mm x 10.5mm	92049-1069	<b>760710 10.95</b> L	----
KE-100A5-A10	76-81	30mm x 40.5mm x 10.5mm	44009-019	<b>760709 10.95</b> L	----
KE-100B1-B20	82-01	30mm x 40.5mm x 10.5mm	92049-1067	<b>760709 10.95</b> L	----
KE-125	82-83	31mm x 43mm x 10mm	92049-1080	<b>760711 10.95</b> L	----
KE-175D2-D5	80-83	35mm x 48mm x 11mm	92049-1029	<b>760721 10.95</b> L	----
KE-250B1-B3	77-79	35mm x 48mm x 10.5mm	44009-016	<b>760720 10.95</b> L	----
KH-500A8	76	36mm x 48mm x 10.5mm	44009-024	<b>760725 10.95</b> L	----
KL-250A3-A5	80-82	36mm x 48mm x 10.5mm	92049-1009	<b>760725 10.95</b> L	----
KL-250D2-D22 "KLR250"	85-05	36mm x 48mm x 10.5mm	92049-1216	<b>760725 10.95</b> L	----
KL-600A1 "KLR"	84	38mm x 50mm x 10.5mm	92049-1180	<b>760731 10.95</b> L	----
KL-650A "KLR650"	87-07	38mm x 50mm x 10.5mm	92049-1180	<b>760731 10.95</b> L	----
KL-650E "KLR650"	08-14	41mm x 53mm x 8mm	92049-1356	<b>760737 10.95</b> L	----
KLX-110 C/D	10-14	30mm x 42mm x 10.5mm	92049-1069	<b>760710 10.95</b> L	----
KLX-140 / L	08-09, 11-14	33mm x 46mm x 11mm	92049-1524	<b>760764 10.95</b> L	----
KLX-250 S	09-14	43mm x 55mm x 8/9.5mm	92049-1373	<b>760742 10.95</b> L	<b>760775 13.95</b> L
KLX-250 S	09-14	43mm x 55mm x 9.5/10mm	92049-1373	<b>760747 10.95</b> L	<b>760775 13.95</b> L
KLX-250A1/A2	79-80	36mm x 48mm x 10.5mm	92049-1009	<b>760725 10.95</b> L	----
KLX-250D2-D4	94-96	43mm x 55mm x 8/9.5mm	92049-1373	<b>760742 10.95</b> L	<b>760775 13.95</b> L
KLX-250D2-D4	94-96	43mm x 55mm x 9.5/10mm	92049-1373	<b>760747 10.95</b> L	<b>760775 13.95</b> L
KLX-300 A	97-07	43mm x 55mm x 9.5/10mm	92049-1373	<b>760747 10.95</b> L	<b>760775 13.95</b> L
KLX-450A	08	47.5mm x 58mm x 8.5/10mm	92049-0056	<b>760769 10.95</b> L	<b>760789 16.95</b> L
KLX-650A1-A3	93-95	43mm x 55mm x 8/9.5mm	92049-1373	<b>760742 10.95</b> L	<b>760775 13.95</b> L
KLX-650A1-A3	93-95	43mm x 55mm x 9.5/10mm	92049-1373	<b>760747 10.95</b> L	<b>760775 13.95</b> L
KLX-650D1	96	43mm x 55mm x 8/9.5mm	92049-1373	<b>760742 10.95</b> L	<b>760775 13.95</b> L
KLX-650D1	96	43mm x 55mm x 9.5/10mm	92049-1373	<b>760747 10.95</b> L	<b>760775 13.95</b> L
KS-125	74-75	31mm x 43mm x 12.5mm	44009-018	<b>760713 10.95</b> L	----
KV-100	76	30mm x 40.5mm x 10.5mm	92049-1049	<b>760709 10.95</b> L	----
KX-100B5-B7	85-87	36mm x 48mm x 8/9.5mm	92049-1394	<b>760724 10.95</b> L	----
KX-125 F1	88	43mm x 55mm x 8/9.5mm	92049-1316	<b>760742 10.95</b> L	----
KX-125 F1	88	43mm x 55mm x 9.5/10mm	92049-1316	<b>760747 10.95</b> L	----
KX-125 H2	91	43mm x 55mm x 8/9.5mm	92049-1373	<b>760742 10.95</b> L	<b>760775 13.95</b> L
KX-125 H2	91	43mm x 55mm x 9.5/10mm	92049-1373	<b>760747 10.95</b> L	<b>760775 13.95</b> L
KX-125 A4-A5	78-79	36mm x 48mm x 10.5mm	92049-1009	<b>760725 10.95</b> L	----
KX-125 A6-A7	80-81	38mm x 50mm x 10.5mm	92049-1042	<b>760731 10.95</b> L	----
KX-125 B1	82	41mm x 53mm x 10.5mm	92049-1091	<b>760740 10.95</b> L	----
KX-125 H1	90	41mm x 53mm x 8mm	92049-1338	<b>760737 10.95</b> L	<b>760773 13.95</b> L
KX-125B2/C1/C2/D1/E1-E2	83-87	43mm x 55mm x 10.5mm	92049-1104	<b>760748 10.95</b> L	----
KX-125G1	89	46mm x 58mm x 10.5/11mm	92049-1341	<b>760753 10.95</b> L	----
KX-125K3-K5	96-98	46mm x 58mm x 9.5/11mm	92049-1440	<b>760751 10.95</b> L	<b>760778 13.95</b> L
KX-125L1	99	46mm x 58mm x 9.5/11mm	92049-1504	<b>760751 10.95</b> L	<b>760778 13.95</b> L
KX-125L2-L3	00-01	46mm x 58mm x 9.5/11mm	92049-1504	<b>760751 10.95</b> L	----
KX-125L4/M1/M2	02-04	47.5mm x 58mm x 8.5/10mm	92049-1599	<b>760769 10.95</b> L	<b>760789 16.95</b> L
KX-125M3	05	47.5mm x 58mm x 8.5/10mm	92049-0056	<b>760769 10.95</b> L	<b>760789 16.95</b> L
KX-250 A/A1/A2	74-76	36mm x 48mm x 10.5mm	44009-014	<b>760725 10.95</b> L	----
KX-250 A3	77	36mm x 48mm x 10.5mm	44009-024	<b>760725 10.95</b> L	----
KX-250 A4	78	36mm x 48mm x 10.5mm	92049-1009	<b>760725 10.95</b> L	----
KX-250 A5-A7	79-81	38mm x 50mm x 10.5mm	92049-1042	<b>760731 10.95</b> L	----
KX-250 B1	82	41mm x 53mm x 10.5mm	92049-1092	<b>760740 10.95</b> L	----
KX-250 R	05	47.5mm x 58mm x 8.5/10mm	92049-0056	<b>760769 10.95</b> L	<b>760789 16.95</b> L
KX-250 R	06-07	47.5mm x 58mm x 8.5/10mm	92049-0070	<b>760769 10.95</b> L	<b>760789 16.95</b> L

- accessories
- body
- handlebar & grips
- cables & levers
- exhaust
- engine
- fuel & intake
- electrical & ignition
- clutch
- drive
- bearings
- brakes
- steering & suspension**
- tires
- tools & shop

# STEERING & SUSPENSION

## K&S FORK SEAL KITS & DUST SEAL KITS CONTINUED

MAKE/MODEL	YEAR	DIA. I.D.MM X O.D.MM X THICK	O.E.M. #	OIL SEAL	DUST SEAL
<b>KAWASAKI CONTINUED</b>					
KX-250C1-C2/D1-D2/E1	83-87	43mm x 55mm x 10.5mm	92049-1104	<b>760748 10.95 L</b>	-----
KX-250F1	88	43mm x 55mm x 8/9.5mm	92049-1316	<b>760742 10.95 L</b>	-----
KX-250G1	89	46mm x 58mm x 10.5/11mm	92049-1341	<b>760753 10.95 L</b>	-----
KX-250H1	90	41mm x 53mm x 8mm	92049-1338	<b>760737 10.95 L</b>	<b>760773 13.95 L</b>
KX-250H2	91	43mm x 55mm x 8/9.5mm	92049-1373	<b>760742 10.95 L</b>	<b>760775 13.95 L</b>
KX-250H2	91	43mm x 55mm x 9.5/10mm	92049-1373	<b>760747 10.95 L</b>	<b>760775 13.95 L</b>
KX-250K3-K5	96-98	46mm x 58mm x 9.5/11mm	92049-1440	<b>760751 10.95 L</b>	<b>760778 13.95 L</b>
KX-250L1	99	46mm x 58mm x 9.5/11mm	92049-1504	<b>760751 10.95 L</b>	<b>760778 13.95 L</b>
KX-250L2-L3	00-01	46mm x 58mm x 9.5/11mm	92049-1504	<b>760751 10.95 L</b>	-----
KX-250L4/M1/M2	02-04	47.5mm x 58mm x 8.5/10mm	92049-1599	<b>760769 10.95 L</b>	<b>760789 16.95 L</b>
KX-400 A1/A2	75-76	36mm x 48mm x 10.5mm	44009-014	<b>760725 10.95 L</b>	-----
KX-420 A1-A2	80-81	38mm x 50mm x 10.5mm	92049-1042	<b>760731 10.95 L</b>	-----
KX-450 D/F	06-08	47.5mm x 58mm x 8.5/10mm	92049-0070	<b>760769 10.95 L</b>	<b>760789 16.95 L</b>
KX-450 F	09-12	47.5mm x 58mm x 8.5/10mm	92049-0070	<b>760769 10.95 L</b>	<b>760789 16.95 L</b>
KX-500 D1	88	43mm x 55mm x 8/9.5mm	92049-1316	<b>760742 10.95 L</b>	-----
KX-500 D1	88	43mm x 55mm x 9.5/10mm	92049-1316	<b>760747 10.95 L</b>	-----
KX-500 E2	90	41mm x 53mm x 8mm	92049-1338	<b>760737 10.95 L</b>	<b>760773 13.95 L</b>
KX-500A1-A2/B1-B2/C1	83-87	43mm x 55mm x 10.5mm	92049-1104	<b>760748 10.95 L</b>	-----
KX-500E1	89	46mm x 58mm x 10.5/11mm	92049-1341	<b>760753 10.95 L</b>	-----
KX-500E3-E8	91-96	43mm x 55mm x 8/9.5mm	92049-1373	<b>760742 10.95 L</b>	<b>760775 13.95 L</b>
KX-500E3-E8	91-96	43mm x 55mm x 9.5/10mm	92049-1373	<b>760747 10.95 L</b>	<b>760775 13.95 L</b>
KX-500E9-E16	97-04	46mm x 58mm x 9.5/11mm	92049-1440	<b>760751 10.95 L</b>	<b>760778 13.95 L</b>
KX-60A1/A2	83-84	30mm x 42mm x 10.5mm	92049-1069	<b>760710 10.95 L</b>	-----
KX-65A	00-14	33mm x 46mm x 11mm	92049-1524	<b>760764 10.95 L</b>	-----
KX-80 A1/A2/C1	79-81	30mm x 42mm x 10.5mm	92049-1069	<b>760710 10.95 L</b>	-----
KX-80 C2	82	31mm x 43mm x 10mm	92049-1080	<b>760711 10.95 L</b>	-----
KX-80 G1/G2	86-87	35mm x 48mm x 11mm	92049-1252	<b>760721 10.95 L</b>	-----
KX-80 L1-L3/N1-N3	88-90	35mm x 48mm x 11mm	92049-1252	<b>760721 10.95 L</b>	-----
KX-80 T2-T4	92-94	36mm x 48mm x 8/9.5mm	92049-1394	<b>760724 10.95 L</b>	-----
KX-80E1	83	33mm x 46mm x 10.5mm	92049-1077	<b>760716 10.95 L</b>	-----
KX-80E2/E3	84-85	33mm x 45mm x 10.5/12mm	92049-1179	<b>760715 10.95 L</b>	-----
KX-80R2/R3/R4/R5/R6/R7	92-97	38mm x 50mm x 10.5mm	92049-1180	<b>760731 10.95 L</b>	-----
KX-85 A	01-14	36mm x 48mm x 8/9.5mm	92049-1394	<b>760724 10.95 L</b>	-----
<b>KTM</b>					
50 Mini-Adventure	97-01	31.7mm x 42mm x 7/9mm	45001014000	<b>760765 11.95 L</b>	<b>760787 16.95 L</b>
50 Mini-Adventure	02-07	32mm x 42mm x 6.5/9.5mm	7528230	<b>760766 11.95 L</b>	<b>760788 16.95 L</b>
50 SX Mini	08-11	32mm x 42mm x 6.5/9.5mm	7528230	<b>760766 11.95 L</b>	<b>760788 16.95 L</b>
50 SXR Pro Junior	97	31.7mm x 42mm x 7/9mm	45001014000	<b>760765 11.95 L</b>	<b>760787 16.95 L</b>
50 SX Pro Junior	98-99	31.7mm x 42mm x 7/9mm	45001014000	<b>760765 11.95 L</b>	<b>760787 16.95 L</b>
50 SX Junior	00-01	31.7mm x 42mm x 7/9mm	45001014000	<b>760765 11.95 L</b>	<b>760787 16.95 L</b>
50 Junior-Adventure	01	31.7mm x 42mm x 7/9mm	45001014000	<b>760765 11.95 L</b>	<b>760787 16.95 L</b>
50 Junior-Adventure	02-03	32mm x 42mm x 6.5/9.5mm	7528230	<b>760766 11.95 L</b>	<b>760788 16.95 L</b>
50 SX Pro Junior LC	02-05	32mm x 42mm x 6.5/9.5mm	7528230	<b>760766 11.95 L</b>	<b>760788 16.95 L</b>
50 SX Junior	06-09	32mm x 42mm x 6.5/9.5mm	7528230	<b>760766 11.95 L</b>	<b>760788 16.95 L</b>
50 SXR Pro Senior	97	31.7mm x 42mm x 7/9mm	45001014000	<b>760765 11.95 L</b>	<b>760787 16.95 L</b>
50 SX Pro Senior	98-99	31.7mm x 42mm x 7/9mm	45001014000	<b>760765 11.95 L</b>	<b>760787 16.95 L</b>
50 SX Senior-Adventure	00-01	31.7mm x 42mm x 7/9mm	45001014000	<b>760765 11.95 L</b>	<b>760787 16.95 L</b>
50 Senior-Adventure	02-07	32mm x 42mm x 6.5/9.5mm	7528230	<b>760766 11.95 L</b>	<b>760788 16.95 L</b>
50 SX Pro Senior LC	02-05	32mm x 42mm x 6.5/9.5mm	7528230	<b>760766 11.95 L</b>	<b>760788 16.95 L</b>
50 Super Moto	06	32mm x 42mm x 6.5/9.5mm	7528230	<b>760766 11.95 L</b>	<b>760788 16.95 L</b>
50 SX	06-11	32mm x 42mm x 6.5/9.5mm	7528230	<b>760766 11.95 L</b>	<b>760788 16.95 L</b>
60 SX	98-00	31.7mm x 42mm x 7/9mm	45001014000	<b>760765 11.95 L</b>	<b>760787 16.95 L</b>
65 SX	98-01	31.7mm x 42mm x 7/9mm	45001014000	<b>760765 11.95 L</b>	<b>760787 16.95 L</b>
65 SX	02-11	35mm x 47mm x 10.5mm	7528034	<b>760722 10.95 L</b>	<b>760770 16.95 L</b>
65 XC	08-09	35mm x 47mm x 10.5mm	7528034	<b>760722 10.95 L</b>	<b>760770 16.95 L</b>
80 MX Pro-mini	86	35mm x 47mm x 10.5mm	7528034	<b>760722 10.95 L</b>	<b>760770 16.95 L</b>
80 MX Super-mini	86	35mm x 47mm x 10.5mm	7528034	<b>760722 10.95 L</b>	<b>760770 16.95 L</b>
80 MX Pro-Lever	86	38mm x 50mm x 10mm	7528035	<b>760731 10.95 L</b>	-----
85 MX Super-mini	86	35mm x 47mm x 10.5mm	7528034	<b>760722 10.95 L</b>	<b>760770 16.95 L</b>
85 MX Pro-Lever	86	38mm x 50mm x 10mm	7528035	<b>760731 10.95 L</b>	-----



## K&S FORK SEAL KITS & DUST SEAL KITS CONTINUED

MAKE/MODEL	YEAR	DIA. I.D.MM X O.D.MM X THICK	O.E.M. #	OIL SEAL	DUST SEAL
<b>KTM CONTINUED</b>					
85 SX	03-12	43mm x 52.7mm x 9.5/10.3mm	43570201	760760 12.95 L	760783 16.95 L
85 XC	08-09	43mm x 52.7mm x 9.5/10.3mm	43570201	760760 12.95 L	760783 16.95 L
105 SX	04, 06-11	43mm x 52.7mm x 9.5/10.3mm	43570201	760760 12.95 L	760783 16.95 L
105 XC	08-09	43mm x 52.7mm x 9.5/10.3mm	43570201	760760 12.95 L	760783 16.95 L
125 DXC	90-92	40mm x 50mm x 7/10.5mm	40541034	760759 12.95 L	760782 16.95 L
125 EGS	90-95	40mm x 50mm x 7/10.5mm	40541034	760759 12.95 L	760782 16.95 L
125 EGS	95-97	45mm x 58mm x 8.5/11mm	7528145	760756 13.95 L	760781 16.95 L
125 EGS	99	50mm x 60mm x 7/10.5mm	5060003	760762 12.95 L	760785 16.95 L
125 EXC	90-95	40mm x 50mm x 7/10.5mm	40541034	760759 12.95 L	760782 16.95 L
125 EXC	95-99	45mm x 58mm x 8.5/11mm	7528145	760756 13.95 L	760781 16.95 L
125 EXC	99	50mm x 60mm x 7/10.5mm	5060003	760762 12.95 L	760785 16.95 L
125 EXC	00-02	43mm x 52.7mm x 9.5/10.3mm	43570140	760760 12.95 L	760783 16.95 L
125 EXC EU	08-09	48mm x 57.7mm x 9.5	48600347	760767 11.95 L	760784 16.95 L
125 EXC Six Days EU	08-09	48mm x 57.7mm x 9.5	48600347	760767 11.95 L	760784 16.95 L
125 EXC Six Days	05-06	48mm x 57.7mm x 9.5	48600399	760767 11.95 L	760784 16.95 L
125 GS	83	38mm x 50mm x 10mm	7528035	760731 10.95 L	----
125 GS	85-86	40mm x 50mm x 7/10.5mm	40541034	760759 12.95 L	760782 16.95 L
125 MX	83-84	40mm x 52mm x 8/9.5mm	7528053	760736 10.95 L	----
125 MX	85-86	40mm x 50mm x 7/10.5mm	40541034	760759 12.95 L	760782 16.95 L
125 MX Enduro	87-90	40mm x 50mm x 7/10.5mm	40541034	760759 12.95 L	760782 16.95 L
125 MX Enduro	88	40mm x 52mm x 8/9.5mm	7528053	760736 10.95 L	----
125 MX	90-92, 94	40mm x 50mm x 7/10.5mm	40541034	760759 12.95 L	760782 16.95 L
125 MX	99	50mm x 60mm x 7/10.5mm	5060003	760762 12.95 L	760785 16.95 L
125 MXC	83-84	40mm x 52mm x 8/9.5mm	7528053	760736 10.95 L	----
125 MXC	85-86	40mm x 50mm x 7/10.5mm	40541034	760759 12.95 L	760782 16.95 L
125 MXC	00-02	43mm x 52.7mm x 9.5/10.3mm	43570140	760760 12.95 L	760783 16.95 L
125 SGP-GS	00-02	43mm x 52.7mm x 9.5/10.3mm	43570140	760760 12.95 L	760783 16.95 L
125 Sting	97-98	40mm x 50mm x 7/10.5mm	40541034	760759 12.95 L	760782 16.95 L
125 SX	93, 95	40mm x 50mm x 7/10.5mm	40541034	760759 12.95 L	760782 16.95 L
125 SX	95-97	45mm x 58mm x 8.5/11mm	7528145	760756 13.95 L	760781 16.95 L
125 SX	99	50mm x 60mm x 7/10.5mm	5060003	760762 12.95 L	760785 16.95 L
125 SX	00-02	43mm x 52.7mm x 9.5/10.3mm	43570140	760760 12.95 L	760783 16.95 L
125 SX	02	48mm x 57.7mm x 9.5/10.3mm	48600057	760761 12.95 L	760784 16.95 L
125 SX	03	48mm x 57.7mm x 9.5	48600185	760767 11.95 L	760784 16.95 L
125 SX	04	48mm x 57.7mm x 9.5	48600344	760767 11.95 L	760784 16.95 L
125 SX	05-06	48mm x 57.7mm x 9.5	48600399	760767 11.95 L	760784 16.95 L
125 SX	07-09, 11	48mm x 57.7mm x 9.5	48600347	760767 11.95 L	760784 16.95 L
125 SXS	01	43mm x 52.7mm x 9.5/10.3mm	43570140	760760 12.95 L	760783 16.95 L
125 SXS	02	48mm x 57.7mm x 9.5/10.3mm	48600057	760761 12.95 L	760784 16.95 L
125 SXS	05	48mm x 57.7mm x 9.5	48600399	760767 11.95 L	760784 16.95 L
125 SXS	07-08	48mm x 57.7mm x 9.5	48600347	760767 11.95 L	760784 16.95 L
144 SX	07-08	48mm x 57.7mm x 9.5	48600347	760767 11.95 L	760784 16.95 L
150 SX	09-11	48mm x 57.7mm x 9.5	48600347	760767 11.95 L	760784 16.95 L
200 EXC	04	48mm x 57.7mm x 9.5	48600344	760767 11.95 L	760784 16.95 L
200 EXC	05	48mm x 57.7mm x 9.5	48600399	760767 11.95 L	760784 16.95 L
200 SX/MXC/EXC Racing	02	48mm x 57.7mm x 9.5/10.3mm	48600057	760761 12.95 L	760784 16.95 L
200 SX/MXC/EXC/EGS	99	50mm x 60mm x 7/10.5mm	5060003	760762 12.95 L	760785 16.95 L
200 SX/MXC/EXC/SGP-GS	00-02	43mm x 52.7mm x 9.5/10.3mm	43570140	760760 12.95 L	760783 16.95 L
200 SX/MXC/EXC	03	48mm x 57.7mm x 9.5	48600185	760767 11.95 L	760784 16.95 L
200 SX/EXC	04	48mm x 57.7mm x 9.5	48600344	760767 11.95 L	760784 16.95 L
200 EXC	05	48mm x 57.7mm x 9.5	48600399	760767 11.95 L	760784 16.95 L
200 EXC EU / AUS	08-09	48mm x 57.7mm x 9.5	48600347	760767 11.95 L	760784 16.95 L
200 XC	06-07	48mm x 57.7mm x 9.5	48600399	760767 11.95 L	760784 16.95 L
200 XC	08-09	48mm x 57.7mm x 9.5	48600347	760767 11.95 L	760784 16.95 L
200 XC-W	06-07	48mm x 57.7mm x 9.5	48600399	760767 11.95 L	760784 16.95 L
200 XC-W	08-11	48mm x 57.7mm x 9.5	48600347	760767 11.95 L	760784 16.95 L
240 MX Enduro	87-89	40mm x 50mm x 7/10.5mm	40541034	760759 12.95 L	760782 16.95 L
240 MX Enduro	88	40mm x 52mm x 8/9.5mm	7528053	760736 10.95 L	----
240 MX/MXC/GS	86	40mm x 50mm x 7/10.5mm	40541034	760759 12.95 L	760782 16.95 L
250 DXC	90-92	40mm x 50mm x 7/10.5mm	40541034	760759 12.95 L	760782 16.95 L
250 EXC/EGS	90-95	40mm x 50mm x 7/10.5mm	40541034	760759 12.95 L	760782 16.95 L
250 EXC/EGS	95-96	45mm x 58mm x 8.5/11mm	7528145	760756 13.95 L	760781 16.95 L

- accessories
- body
- handlebar & grips
- cables & levers
- exhaust
- engine
- fuel & intake
- electrical & ignition
- clutch
- drive
- bearings
- brakes
- steering & suspension
- tires
- tools & shop

# STEERING & SUSPENSION

## K&S FORK SEAL KITS & DUST SEAL KITS CONTINUED

MAKE/MODEL	YEAR	DIA. I.D.MM X O.D.MM X THICK	O.E.M. #	OIL SEAL	DUST SEAL
<b>KTM CONTINUED</b>					
250 EXC/EGS	97	50mm x 63mm x 11mm	7528203	760763 12.95 L	760786 16.95 L
250 EXC/EGS	98-99	50mm x 60mm x 7/10.5mm	5060003	760762 12.95 L	760785 16.95 L
250 EXC/EGS	00-02	43mm x 52.7mm x 9.5/10.3mm	43570140	760760 12.95 L	760783 16.95 L
250 EXC Racing	02	43mm x 52.7mm x 9.5/10.3mm	43570210	760760 12.95 L	760783 16.95 L
250 EXC Racing	02	48mm x 57.7mm x 9.5/10.3mm	48600057	760761 12.95 L	760784 16.95 L
250 EXC	03	48mm x 57.7mm x 9.5	48600185	760767 11.95 L	760784 16.95 L
250 EXC	04	48mm x 57.7mm x 9.5	48600344	760767 11.95 L	760784 16.95 L
250 EXC	05	48mm x 57.7mm x 9.5	48600399	760767 11.95 L	760784 16.95 L
250 EXC EU / AUS	08-09	48mm x 57.7mm x 9.5	48600347	760767 11.95 L	760784 16.95 L
250 EXC-F EU / AUS	08-09	48mm x 57.7mm x 9.5	48600347	760767 11.95 L	760784 16.95 L
250 EXC-G	03	48mm x 57.7mm x 9.5	48600344	760767 11.95 L	760784 16.95 L
250 EXC-G Racing	04	48mm x 57.7mm x 9.5	48600344	760767 11.95 L	760784 16.95 L
250 EXC Six Days	05	48mm x 57.7mm x 9.5	48600399	760767 11.95 L	760784 16.95 L
250 EXC Six Days EU	08-09	48mm x 57.7mm x 9.5	48600347	760767 11.95 L	760784 16.95 L
250 EXC-F Six Days EU	08-09	48mm x 57.7mm x 9.5	48600347	760767 11.95 L	760784 16.95 L
250 GS	83	38mm x 50mm x 10mm	7528035	760731 10.95 L	-----
250 GS	84	40mm x 52mm x 8/9.5mm	7528053	760736 10.95 L	-----
250 GS	85-86	40mm x 50mm x 7/10.5mm	40541034	760759 12.95 L	760782 16.95 L
250 MX	83-84	40mm x 52mm x 8/9.5mm	7528053	760736 10.95 L	-----
250 MX	85-86, 90-92	40mm x 50mm x 7/10.5mm	40541034	760759 12.95 L	760782 16.95 L
250 MX Enduro	87-89	40mm x 50mm x 7/10.5mm	40541034	760759 12.95 L	760782 16.95 L
250 MX Enduro	88	40mm x 52mm x 8/9.5mm	7528053	760736 10.95 L	-----
250 MXC	83-84	40mm x 52mm x 8/9.5mm	7528053	760736 10.95 L	-----
250 MXC	85-86, 94	40mm x 50mm x 7/10.5mm	40541034	760759 12.95 L	760782 16.95 L
250 MXC	95-96	45mm x 58mm x 8.5/11mm	7528145	760756 13.95 L	760781 16.95 L
250 MXC	97	50mm x 63mm x 11mm	7528203	760763 12.95 L	760786 16.95 L
250 MXC	00-02	43mm x 52.7mm x 9.5/10.3mm	43570140	760760 12.95 L	760783 16.95 L
250 MXC Racing	02	48mm x 57.7mm x 9.5/10.3mm	48600057	760761 12.95 L	760784 16.95 L
250 SX	93-95	40mm x 50mm x 7/10.5mm	40541034	760759 12.95 L	760782 16.95 L
250 SX	95-96	45mm x 58mm x 8.5/11mm	7528145	760756 13.95 L	760781 16.95 L
250 SX	97	50mm x 63mm x 11mm	7528203	760763 12.95 L	760786 16.95 L
250 SX	98-99	50mm x 60mm x 7/10.5mm	5060003	760762 12.95 L	760785 16.95 L
250 SX	00-02	43mm x 52.7mm x 9.5/10.3mm	43570140	760760 12.95 L	760783 16.95 L
250 SX Racing	02	48mm x 57.7mm x 9.5/10.3mm	48600057	760761 12.95 L	760784 16.95 L
250 SX	03	48mm x 57.7mm x 9.5	48600185	760767 11.95 L	760784 16.95 L
250 SX	04	48mm x 57.7mm x 9.5	48600344	760767 11.95 L	760784 16.95 L
250 SX	05-06	48mm x 57.7mm x 9.5	48600399	760767 11.95 L	760784 16.95 L
250 SX	07-09	48mm x 57.7mm x 9.5	48600347	760767 11.95 L	760784 16.95 L
250 SX-F	05-06	48mm x 57.7mm x 9.5	48600399	760767 11.95 L	760784 16.95 L
250 SX-F	07-09	48mm x 57.7mm x 9.5	48600347	760767 11.95 L	760784 16.95 L
250 SX-F	10	48mm x 57.7mm x 9.5	48600347	760767 11.95 L	-----
250 SXS	01	43mm x 52.7mm x 9.5/10.3mm	43570140	760760 12.95 L	760783 16.95 L
250 SXS	04	48mm x 57.7mm x 9.5	48600344	760767 11.95 L	760784 16.95 L
250 SXS	05	48mm x 57.7mm x 9.5	48600399	760767 11.95 L	760784 16.95 L
250 SXS	07	48mm x 57.7mm x 9.5	48600347	760767 11.95 L	760784 16.95 L
250 SXS-F	07	48mm x 57.7mm x 9.5	48600347	760767 11.95 L	760784 16.95 L
250 XC	06-07	48mm x 57.7mm x 9.5	48600399	760767 11.95 L	760784 16.95 L
250 XC	08-09	48mm x 57.7mm x 9.5	48600347	760767 11.95 L	760784 16.95 L
250 XC	10	48mm x 57.7mm x 9.5	48600347	760767 11.95 L	-----
250 XC-F	07	48mm x 57.7mm x 9.5	48600399	760767 11.95 L	760784 16.95 L
250 XC-F	08-09	48mm x 57.7mm x 9.5	48600347	760767 11.95 L	760784 16.95 L
250 XCF-W	06	48mm x 57.7mm x 9.5	48600399	760767 11.95 L	760784 16.95 L
250 XCF-W	07	48mm x 57.7mm x 9.5	48600399	760767 11.95 L	760784 16.95 L
250 XCF-W	08-11	48mm x 57.7mm x 9.5	48600347	760767 11.95 L	760784 16.95 L
250 XC-W	06-07	48mm x 57.7mm x 9.5	48600399	760767 11.95 L	760784 16.95 L
250 XC-W	08-11	48mm x 57.7mm x 9.5	48600347	760767 11.95 L	760784 16.95 L
300 DXC	90-92	40mm x 50mm x 7/10.5mm	40541034	760759 12.95 L	760782 16.95 L
300 EXC/EGS	90-95	40mm x 50mm x 7/10.5mm	40541034	760759 12.95 L	760782 16.95 L
300 EXC/EGS	95-96	45mm x 58mm x 8.5/11mm	7528145	760756 13.95 L	760781 16.95 L
300 EXC/EGS	97	50mm x 63mm x 11mm	7528203	760763 12.95 L	760786 16.95 L
300 EXC/EGS	98-99	50mm x 60mm x 7/10.5mm	5060003	760762 12.95 L	760785 16.95 L
300 EXC/EGS	00-02	43mm x 52.7mm x 9.5/10.3mm	43570140	760760 12.95 L	760783 16.95 L

## K&S FORK SEAL KITS & DUST SEAL KITS CONTINUED

MAKE/MODEL	YEAR	DIA. I.D.MM X O.D.MM X THICK	O.E.M. #	OIL SEAL	DUST SEAL
<b>KTM CONTINUED</b>					
300 EXC Racing	02	48mm x 57.7mm x 9.5/10.3mm	48600057	760761 12.95 L	760784 16.95 L
300 EXC	03	48mm x 57.7mm x 9.5	48600185	760767 11.95 L	760784 16.95 L
300 EXC	04	48mm x 57.7mm x 9.5	48600344	760767 11.95 L	760784 16.95 L
300 EXC	05	48mm x 57.7mm x 9.5	48600399	760767 11.95 L	760784 16.95 L
300 EXC EU / AUS	08-09	48mm x 57.7mm x 9.5	48600347	760767 11.95 L	760784 16.95 L
300 EXC 6-Day	05	48mm x 57.7mm x 9.5	48600399	760767 11.95 L	760784 16.95 L
300 EXC 6-Day	09	48mm x 57.7mm x 9.5	48600347	760767 11.95 L	760784 16.95 L
300 EXC-E 6-Day EU	08	48mm x 57.7mm x 9.5	48600399	760767 11.95 L	760784 16.95 L
300 EXC-E EU / AUS	08	48mm x 57.7mm x 9.5	48600399	760767 11.95 L	760784 16.95 L
300 EXC-R EU / AUS	08	48mm x 57.7mm x 9.5	48600399	760767 11.95 L	760784 16.95 L
300 EXC-R 6-Day EU	08	48mm x 57.7mm x 9.5	48600399	760767 11.95 L	760784 16.95 L
300 GS	86	40mm x 50mm x 7/10.5mm	40541034	760759 12.95 L	760782 16.95 L
300 MX	86, 90-92	40mm x 50mm x 7/10.5mm	40541034	760759 12.95 L	760782 16.95 L
300 MXC	86, 94-95	40mm x 50mm x 7/10.5mm	40541034	760759 12.95 L	760782 16.95 L
300 MXC	95-96	45mm x 58mm x 8.5/11mm	7528145	760756 13.95 L	760781 16.95 L
300 MXC	97	50mm x 63mm x 11mm	7528203	760763 12.95 L	760786 16.95 L
300 MXC	98-99	50mm x 60mm x 7/10.5mm	5060003	760762 12.95 L	760785 16.95 L
300 MXC	00-02	43mm x 52.7mm x 9.5/10.3mm	43570140	760760 12.95 L	760783 16.95 L
300 MXC Racing	02	48mm x 57.7mm x 9.5/10.3mm	48600057	760761 12.95 L	760784 16.95 L
300 MXC	03	48mm x 57.7mm x 9.5	48600185	760767 11.95 L	760784 16.95 L
300 MXC	04	48mm x 57.7mm x 9.5	48600344	760767 11.95 L	760784 16.95 L
300 MXC	05	48mm x 57.7mm x 9.5	48600399	760767 11.95 L	760784 16.95 L
300 SX	93-95	40mm x 50mm x 7/10.5mm	40541034	760759 12.95 L	760782 16.95 L
300 SX	95-96	45mm x 58mm x 8.5/11mm	7528145	760756 13.95 L	760781 16.95 L
300 SX	97	50mm x 63mm x 11mm	7528203	760763 12.95 L	760786 16.95 L
300 SX	98-99	50mm x 60mm x 7/10.5mm	5060003	760762 12.95 L	760785 16.95 L
300 SX	00-02	43mm x 52.7mm x 9.5/10.3mm	43570140	760760 12.95 L	760783 16.95 L
300 SX Racing	02	48mm x 57.7mm x 9.5/10.3mm	48600057	760761 12.95 L	760784 16.95 L
300 TXC	92	40mm x 50mm x 7/10.5mm	40541034	760759 12.95 L	760782 16.95 L
300 XC	06-07	48mm x 57.7mm x 9.5	48600399	760767 11.95 L	760784 16.95 L
300 XC	08-09	48mm x 57.7mm x 9.5	48600347	760767 11.95 L	760784 16.95 L
300 XC	10-11	48mm x 57.7mm x 9.5	48600347	760767 11.95 L	-----
300 XC-W	06-07	48mm x 57.7mm x 9.5	48600399	760767 11.95 L	760784 16.95 L
300 XC-W	08-11	48mm x 57.7mm x 9.5	48600347	760767 11.95 L	760784 16.95 L
350 EXC/EGS	90-91, 94-95	40mm x 50mm x 7/10.5mm	40541034	760759 12.95 L	760782 16.95 L
350 GSXC	85	40mm x 50mm x 7/10.5mm	40541034	760759 12.95 L	760782 16.95 L
350 LC4 EXC	94	40mm x 50mm x 7/10.5mm	40541034	760759 12.95 L	760782 16.95 L
350 MX	85-86, 90-91, 94	40mm x 50mm x 7/10.5mm	40541034	760759 12.95 L	760782 16.95 L
350 MX Enduro	87	40mm x 50mm x 7/10.5mm	40541034	760759 12.95 L	760782 16.95 L
350 MXC/GS	85-86	40mm x 50mm x 7/10.5mm	40541034	760759 12.95 L	760782 16.95 L
350 SX	94	40mm x 50mm x 7/10.5mm	40541034	760759 12.95 L	760782 16.95 L
350 SX/Super Competition	95	40mm x 50mm x 7/10.5mm	40541034	760759 12.95 L	760782 16.95 L
360 SX/EXC/MXC/EGS	96	45mm x 58mm x 8.5/11mm	7528145	760756 13.95 L	760781 16.95 L
360 SX/EXC/MXC/EGS	97	50mm x 63mm x 11mm	7528203	760763 12.95 L	760786 16.95 L
380 SX/EXC/MXC/EGS	98-99	50mm x 60mm x 7/10.5mm	5060003	760762 12.95 L	760785 16.95 L
380 SX/EXC/MXC/EGS	00-02	43mm x 52.7mm x 9.5/10.3mm	43570140	760760 12.95 L	760783 16.95 L
380 SX/MXC/EXC Racing	02	48mm x 57.7mm x 9.5/10.3mm	48600057	760761 12.95 L	760784 16.95 L
400 Duke	94-95	40mm x 50mm x 7/10.5mm	40541034	760759 12.95 L	760782 16.95 L
400 EGS	94-97	40mm x 50mm x 7/10.5mm	40541034	760759 12.95 L	760782 16.95 L
400 EGSE	97	40mm x 50mm x 7/10.5mm	40541034	760759 12.95 L	760782 16.95 L
400 EX	95	45mm x 58mm x 8.5/11mm	7528145	760756 13.95 L	760781 16.95 L
400 EX	95	40mm x 50mm x 7/10.5mm	40541034	760759 12.95 L	760782 16.95 L
400 EXC	93-96	40mm x 50mm x 7/10.5mm	40541034	760759 12.95 L	760782 16.95 L
400 EXC	95	45mm x 58mm x 8.5/11mm	7528145	760756 13.95 L	760781 16.95 L
400 EXC EU/ AUS	09	48mm x 57.7mm x 9.5	48600347	760767 11.95 L	760784 16.95 L
400 EXC Super Competition	98	50mm x 60mm x 7/10.5mm	5060003	760762 12.95 L	760785 16.95 L
400 EXC Racing USA	00	43mm x 52.7mm x 9.5/10.3mm	43570140	760760 12.95 L	760783 16.95 L
400 EXC Racing	00-02	43mm x 52.7mm x 9.5/10.3mm	43570140	760760 12.95 L	760783 16.95 L
400 EXC Racing	03	48mm x 57.7mm x 9.5	48600185	760767 11.95 L	760784 16.95 L
400 EXC Racing EU/UK	04	48mm x 57.7mm x 9.5	48600185	760767 11.95 L	760784 16.95 L

- accessories
- body
- handlebar & grips
- cables & levers
- exhaust
- engine
- fuel & intake
- electrical & ignition
- clutch
- drive
- bearings
- brakes
- steering & suspension
- tires
- tools & shop

# STEERING & SUSPENSION

## K&S FORK SEAL KITS & DUST SEAL KITS CONTINUED

MAKE/MODEL	YEAR	DIA. I.D.MM X O.D.MM X THICK	O.E.M. #	OIL SEAL	DUST SEAL
<b>KTM CONTINUED</b>					
400 EXC Racing AUS	04	48mm x 57.7mm x 9.5	48600344	760767 11.95 L	760784 16.95 L
400 EXC Racing EU/ AUS	05-07	48mm x 57.7mm x 9.5	48600399	760767 11.95 L	760784 16.95 L
400 EXC-G Racing	02	43mm x 52.7mm x 9.5/10.3mm	43570140	760760 12.95 L	760783 16.95 L
400 EXC-G Racing	04	48mm x 57.7mm x 9.5	48600344	760767 11.95 L	760784 16.95 L
400 EXC-G Racing	05-06	48mm x 57.7mm x 9.5	48600399	760767 11.95 L	760784 16.95 L
400 LC4 / Racing	98-00	50mm x 60mm x 7/10.5mm	5060003	760762 12.95 L	760785 16.95 L
400 LC4 EXC	93-94	40mm x 50mm x 7/10.5mm	40541034	760759 12.95 L	760782 16.95 L
400 LC4-E	00-01	43mm x 52.7mm x 9.5/10.3mm	43570140	760760 12.95 L	760783 16.95 L
400 LSE	97	40mm x 50mm x 7/10.5mm	40541034	760759 12.95 L	760782 16.95 L
400 MXC	95	45mm x 58mm x 8.5/11mm	7528145	760756 13.95 L	760781 16.95 L
400 MXC	95	40mm x 50mm x 7/10.5mm	40541034	760759 12.95 L	760782 16.95 L
400 MXC Racing	01-02	43mm x 52.7mm x 9.5/10.3mm	43570140	760760 12.95 L	760783 16.95 L
400 RXC	94-95	40mm x 50mm x 7/10.5mm	40541034	760759 12.95 L	760782 16.95 L
400 RXCE	94-95, 97-98	40mm x 50mm x 7/10.5mm	40541034	760759 12.95 L	760782 16.95 L
400 RXC-E	96	45mm x 58mm x 8.5/11mm	7528145	760756 13.95 L	760781 16.95 L
400 SC	00	43mm x 52.7mm x 9.5/10.3mm	43570140	760760 12.95 L	760783 16.95 L
400 SX, Super Competition	95-96	40mm x 50mm x 7/10.5mm	40541034	760759 12.95 L	760782 16.95 L
400 Super Competition	96	45mm x 58mm x 8.5/11mm	7528145	760756 13.95 L	760781 16.95 L
400 Super Competition	97-98	50mm x 60mm x 7/10.5mm	5060003	760762 12.95 L	760785 16.95 L
400 SX	00-01	43mm x 52.7mm x 9.5/10.3mm	43570140	760760 12.95 L	760783 16.95 L
400 SX	94	40mm x 50mm x 7/10.5mm	40541034	760759 12.95 L	760782 16.95 L
400 SX	98	50mm x 60mm x 7/10.5mm	5060003	760762 12.95 L	760785 16.95 L
400 SX Racing	00-02	43mm x 52.7mm x 9.5/10.3mm	43570140	760760 12.95 L	760783 16.95 L
400 SX Racing	02	48mm x 57.7mm x 9.5/10.3mm	48600057	760761 12.95 L	760784 16.95 L
400 SXC	97-99	50mm x 60mm x 7/10.5mm	5060003	760762 12.95 L	760785 16.95 L
400 TXC	98	50mm x 60mm x 7/10.5mm	5060003	760762 12.95 L	760785 16.95 L
400 XC-W	07	48mm x 57.7mm x 9.5	48600399	760767 11.95 L	760784 16.95 L
400 XC-W	09-10	48mm x 57.7mm x 9.5	48600347	760767 11.95 L	760784 16.95 L
420 GS/MXC	84	40mm x 50mm x 7/10.5mm	40541034	760759 12.95 L	760782 16.95 L
440 SX/EXC/MXC	94-95	40mm x 50mm x 7/10.5mm	40541034	760759 12.95 L	760782 16.95 L
440 SX/EXC/MXC	95	45mm x 58mm x 8.5/11mm	7528145	760756 13.95 L	760781 16.95 L
450 EXC	07	48mm x 57.7mm x 9.5	48600399	760767 11.95 L	760784 16.95 L
450 EXC	09	48mm x 57.7mm x 9.5	48600347	760767 11.95 L	760784 16.95 L
450 EXC Racing	03	48mm x 57.7mm x 9.5	48600185	760767 11.95 L	760784 16.95 L
450 EXC Racing 6-Days	04	48mm x 57.7mm x 9.5	48600344	760767 11.95 L	760784 16.95 L
450 EXC Racing	05	48mm x 57.7mm x 9.5	48600399	760767 11.95 L	760784 16.95 L
450 EXC Racing 6-Days	05	48mm x 57.7mm x 9.5	48600399	760767 11.95 L	760784 16.95 L
450 EXC Racing	07	48mm x 57.7mm x 9.5	48600399	760767 11.95 L	760784 16.95 L
450 EXC Racing	08-09	48mm x 57.7mm x 9.5	48600347	760767 11.95 L	760784 16.95 L
450 EXC-G Racing	03	48mm x 57.7mm x 9.5	48600185	760767 11.95 L	760784 16.95 L
450 EXC-G Racing USA	04	48mm x 57.7mm x 9.5	48600344	760767 11.95 L	760784 16.95 L
450 EXC-G Racing USA	05	48mm x 57.7mm x 9.5	48600399	760767 11.95 L	760784 16.95 L
450 EXC-G Racing	06	48mm x 57.7mm x 9.5	48600399	760767 11.95 L	760784 16.95 L
450 EXC-R	08	48mm x 57.7mm x 9.5	48600347	760767 11.95 L	760784 16.95 L
450 MXC-G Racing	03	48mm x 57.7mm x 9.5	48600185	760767 11.95 L	760784 16.95 L
450 MXC-G Racing	04	48mm x 57.7mm x 9.5	48600344	760767 11.95 L	760784 16.95 L
450 MXC-G Racing	05	48mm x 57.7mm x 9.5	48600399	760767 11.95 L	760784 16.95 L
450 SMR	05-07	48mm x 57.7mm x 9.5	48600399	760767 11.95 L	760784 16.95 L
450 SMR	08-09	48mm x 57.7mm x 9.5	48600347	760767 11.95 L	760784 16.95 L
450 SMS	04	48mm x 57.7mm x 9.5	48600347	760767 11.95 L	760784 16.95 L
450 SX	03	48mm x 57.7mm x 9.5	48600185	760767 11.95 L	760784 16.95 L
450 SX	04	48mm x 57.7mm x 9.5	48600344	760767 11.95 L	760784 16.95 L
450 SX	05-06	48mm x 57.7mm x 9.5	48600399	760767 11.95 L	760784 16.95 L
450 SX Steve Ramon	05	48mm x 57.7mm x 9.5	48600399	760767 11.95 L	760784 16.95 L
450 SX-F	07-09	48mm x 57.7mm x 9.5	48600347	760767 11.95 L	760784 16.95 L
450 SXS	04	48mm x 57.7mm x 9.5	48600344	760767 11.95 L	760784 16.95 L
450 SXS Racing	05	48mm x 57.7mm x 9.5	48600399	760767 11.95 L	760784 16.95 L
450 SXS-F	07-08	48mm x 57.7mm x 9.5	48600347	760767 11.95 L	760784 16.95 L
450 XC	07	48mm x 57.7mm x 9.5	48600399	760767 11.95 L	760784 16.95 L
450 XC-F	08-09	48mm x 57.7mm x 9.5	48600347	760767 11.95 L	760784 16.95 L
450 XC-G Racing	06	48mm x 57.7mm x 9.5	48600399	760767 11.95 L	760784 16.95 L
450 XCR-W	08	48mm x 57.7mm x 9.5	48600347	760767 11.95 L	760784 16.95 L

## K&S FORK SEAL KITS & DUST SEAL KITS CONTINUED

MAKE/MODEL	YEAR	DIA. I.D.MM X O.D.MM X THICK	O.E.M. #	OIL SEAL	DUST SEAL
<b>KTM CONTINUED</b>					
450 XC-W	07	48mm x 57.7mm x 9.5	48600399	760767 11.95 L	760784 16.95 L
450 XC-W	09-10	48mm x 57.7mm x 9.5	48600347	760767 11.95 L	760784 16.95 L
495 MX/MXC	84	40mm x 50mm x 7/10.5mm	40541034	760759 12.95 L	760782 16.95 L
500 DXC/EGS	90-92	40mm x 50mm x 7/10.5mm	40541034	760759 12.95 L	760782 16.95 L
500 EC	85	40mm x 50mm x 7/10.5mm	40541034	760759 12.95 L	760782 16.95 L
500 EXC	90-92, 95	40mm x 50mm x 7/10.5mm	40541034	760759 12.95 L	760782 16.95 L
500 EXC	95	45mm x 58mm x 8.5/11mm	7528145	760756 13.95 L	760781 16.95 L
500 GS	84-85	40mm x 50mm x 7/10.5mm	40541034	760759 12.95 L	760782 16.95 L
500 LC4 DXC/EXC/EGS	90-92	40mm x 50mm x 7/10.5mm	40541034	760759 12.95 L	760782 16.95 L
500 LC4 MX -Enduro	88	40mm x 50mm x 7/10.5mm	40541034	760759 12.95 L	760782 16.95 L
500 LC4 MX/EXC	89	40mm x 50mm x 7/10.5mm	40541034	760759 12.95 L	760782 16.95 L
500 MX	84-92, 94	40mm x 50mm x 7/10.5mm	40541034	760759 12.95 L	760782 16.95 L
500 MX Enduro	87, 99	40mm x 50mm x 7/10.5mm	40541034	760759 12.95 L	760782 16.95 L
500 MX LC4	90-91	40mm x 50mm x 7/10.5mm	40541034	760759 12.95 L	760782 16.95 L
500 MX/ MX Enduro	88-89	40mm x 52mm x 8/9.5mm	7528053	760736 10.95 L	-----
500 MXC	85-86, 95	40mm x 50mm x 7/10.5mm	40541034	760759 12.95 L	760782 16.95 L
500 MXC	95	45mm x 58mm x 8.5/11mm	7528145	760756 13.95 L	760781 16.95 L
500 SX	93, 95	40mm x 50mm x 7/10.5mm	40541034	760759 12.95 L	760782 16.95 L
500 SX	95	45mm x 58mm x 8.5/11mm	7528145	760756 13.95 L	760781 16.95 L
505 SX-F	07-08	48mm x 57.7mm x 9.5	48600347	760767 11.95 L	760784 16.95 L
505 XC-F	08-09	48mm x 57.7mm x 9.5	48600347	760767 11.95 L	760784 16.95 L
520 EXC	00-01	43mm x 52.7mm x 9.5/10.3mm	43570140	760760 12.95 L	760783 16.95 L
520 EXC	02	48mm x 57.7mm x 9.5/10.3mm	48600057	760761 12.95 L	760784 16.95 L
520 EXC Racing	00-02	43mm x 52.7mm x 9.5/10.3mm	43570140	760760 12.95 L	760783 16.95 L
520 EXC Racing	02	48mm x 57.7mm x 9.5/10.3mm	48600057	760761 12.95 L	760784 16.95 L
520 EXC-G Racing	02	43mm x 52.7mm x 9.5/10.3mm	43570140	760760 12.95 L	760783 16.95 L
520 MXC	02	48mm x 57.7mm x 9.5/10.3mm	48600057	760761 12.95 L	760784 16.95 L
520 MXC Racing	00-02	43mm x 52.7mm x 9.5/10.3mm	43570140	760760 12.95 L	760783 16.95 L
520 MXC Racing	02	48mm x 57.7mm x 9.5/10.3mm	48600057	760761 12.95 L	760784 16.95 L
520 SX Racing	00-02	43mm x 52.7mm x 9.5/10.3mm	43570140	760760 12.95 L	760783 16.95 L
520 SX Racing	02	48mm x 57.7mm x 9.5/10.3mm	48600057	760761 12.95 L	760784 16.95 L
525 EXC Racing	03	48mm x 57.7mm x 9.5	48600185	760767 11.95 L	760784 16.95 L
525 EXC Racing	07	48mm x 57.7mm x 9.5	48600399	760767 11.95 L	760784 16.95 L
525 EXC Racing Six Days	03	48mm x 57.7mm x 9.5	48600185	760767 11.95 L	760784 16.95 L
525 EXC Racing Six Days	04	48mm x 57.7mm x 9.5	48600344	760767 11.95 L	760784 16.95 L
525 EXC Racing Six Days	05	48mm x 57.7mm x 9.5	48600399	760767 11.95 L	760784 16.95 L
525 EXC-G Racing	06	48mm x 57.7mm x 9.5	48600399	760767 11.95 L	760784 16.95 L
525 EXC-G USA	04	48mm x 57.7mm x 9.5	48600344	760767 11.95 L	760784 16.95 L
525 EXC-G USA	05	48mm x 57.7mm x 9.5	48600399	760767 11.95 L	760784 16.95 L
525 MXC-G Racing	03	48mm x 57.7mm x 9.5	48600185	760767 11.95 L	760784 16.95 L
525 MXC-G Racing	04	48mm x 57.7mm x 9.5	48600344	760767 11.95 L	760784 16.95 L
525 MXC-G Racing	05	48mm x 57.7mm x 9.5	48600399	760767 11.95 L	760784 16.95 L
525 SMR	05	48mm x 57.7mm x 9.5	48600399	760767 11.95 L	760784 16.95 L
525 SX Racing	03	48mm x 57.7mm x 9.5	48600185	760767 11.95 L	760784 16.95 L
525 SX Racing	04	48mm x 57.7mm x 9.5	48600344	760767 11.95 L	760784 16.95 L
525 SX Racing	05-06	48mm x 57.7mm x 9.5	48600399	760767 11.95 L	760784 16.95 L
525 SX Supermoto	05	48mm x 57.7mm x 9.5	48600399	760767 11.95 L	760784 16.95 L
525 XC	07	48mm x 57.7mm x 9.5	48600399	760767 11.95 L	760784 16.95 L
525 XC-G USA	06	48mm x 57.7mm x 9.5	48600399	760767 11.95 L	760784 16.95 L
525 XC-W	07	48mm x 57.7mm x 9.5	48600399	760767 11.95 L	760784 16.95 L
530 EXC	09-10	48mm x 57.7mm x 9.5	48600347	760767 11.95 L	760784 16.95 L
530 EXC 6-Days	09	48mm x 57.7mm x 9.5	48600347	760767 11.95 L	760784 16.95 L
530 EXC-R	08-09	48mm x 57.7mm x 9.5	48600347	760767 11.95 L	760784 16.95 L
530 EXC-R 6-Days EU	08	48mm x 57.7mm x 9.5	48600347	760767 11.95 L	760784 16.95 L
530 XCR-W USA	08	48mm x 57.7mm x 9.5	48600347	760767 11.95 L	760784 16.95 L
530 XC-W	09	48mm x 57.7mm x 9.5	48600347	760767 11.95 L	760784 16.95 L
540 DXC	90-91, 94	40mm x 50mm x 7/10.5mm	40541034	760759 12.95 L	760782 16.95 L
540 SXC	98-99	50mm x 60mm x 7/10.5mm	5060003	760762 12.95 L	760785 16.95 L
540 SXS Racing	01	43mm x 52.7mm x 9.5/10.3mm	43570201	760760 12.95 L	760783 16.95 L
540 SXS Racing	02	48mm x 57.7mm x 9.5/10.3mm	48600057	760761 12.95 L	760784 16.95 L
540 SXS	04	48mm x 57.7mm x 9.5	48600344	760767 11.95 L	760784 16.95 L
540 SXS Racing	05	48mm x 57.7mm x 9.5	48600399	760767 11.95 L	760784 16.95 L

- accessories
- body
- handlebar & grips
- cables & levers
- exhaust
- engine
- fuel & intake
- electrical & ignition
- clutch
- drive
- bearings
- brakes
- steering & suspension**
- tires
- tools & shop

# STEERING & SUSPENSION

## K&S FORK SEAL KITS & DUST SEAL KITS CONTINUED

MAKE/MODEL	YEAR	DIA. I.D.MM X O.D.MM X THICK	O.E.M. #	OIL SEAL	DUST SEAL
<b>KTM CONTINUED</b>					
550 DXC	92	40mm x 50mm x 7/10.5mm	40541034	<b>760759</b> 12.95 L	<b>760782</b> 16.95 L
550 EXC	92, 95	40mm x 50mm x 7/10.5mm	40541034	<b>760759</b> 12.95 L	<b>760782</b> 16.95 L
550 EXC	95	45mm x 58mm x 8.5/11mm	7528145	<b>760756</b> 13.95 L	<b>760781</b> 16.95 L
550 MX	92	40mm x 50mm x 7/10.5mm	40541034	<b>760759</b> 12.95 L	<b>760782</b> 16.95 L
550 MXC	93-96	40mm x 50mm x 7/10.5mm	40541034	<b>760759</b> 12.95 L	<b>760782</b> 16.95 L
550 MXC	95-96	45mm x 58mm x 8.5/11mm	7528145	<b>760756</b> 13.95 L	<b>760781</b> 16.95 L
550 SX	95	45mm x 58mm x 8.5/11mm	7528145	<b>760756</b> 13.95 L	<b>760781</b> 16.95 L
550 SX	95	40mm x 50mm x 7/10.5mm	40541034	<b>760759</b> 12.95 L	<b>760782</b> 16.95 L
560 SMR	06-07	48mm x 57.7mm x 9.5	48600399	<b>760767</b> 11.95 L	<b>760784</b> 16.95 L
600 DXC/EGS	90-92	40mm x 50mm x 7/10.5mm	40541034	<b>760759</b> 12.95 L	<b>760782</b> 16.95 L
600 Enduro LC4	89	40mm x 50mm x 7/10.5mm	40541034	<b>760759</b> 12.95 L	<b>760782</b> 16.95 L
600 EXC	90-93	40mm x 50mm x 7/10.5mm	40541034	<b>760759</b> 12.95 L	<b>760782</b> 16.95 L
600 GS	84	40mm x 50mm x 7/10.5mm	40541034	<b>760759</b> 12.95 L	<b>760782</b> 16.95 L
600 LC4	97	50mm x 60mm x 7/10.5mm	5060003	<b>760762</b> 12.95 L	<b>760785</b> 16.95 L
600 LC4 DXC/EGS	90-92	40mm x 50mm x 7/10.5mm	40541034	<b>760759</b> 12.95 L	<b>760782</b> 16.95 L
600 LC4 EXC	89-93	40mm x 50mm x 7/10.5mm	40541034	<b>760759</b> 12.95 L	<b>760782</b> 16.95 L
600 LC4 MX	89-91	40mm x 50mm x 7/10.5mm	40541034	<b>760759</b> 12.95 L	<b>760782</b> 16.95 L
600 LC4 MX -Enduro	88	40mm x 50mm x 7/10.5mm	40541034	<b>760759</b> 12.95 L	<b>760782</b> 16.95 L
600 MX	84, 89-91	40mm x 50mm x 7/10.5mm	40541034	<b>760759</b> 12.95 L	<b>760782</b> 16.95 L
620 DUKE	94-97	40mm x 50mm x 7/10.5mm	40541034	<b>760759</b> 12.95 L	<b>760782</b> 16.95 L
620 EGS	94-97	40mm x 50mm x 7/10.5mm	40541034	<b>760759</b> 12.95 L	<b>760782</b> 16.95 L
620 EGSE	97	40mm x 50mm x 7/10.5mm	40541034	<b>760759</b> 12.95 L	<b>760782</b> 16.95 L
620 EGSE Adventure	97	50mm x 60mm x 7/10.5mm	5060003	<b>760762</b> 12.95 L	<b>760785</b> 16.95 L
620 EXC	94-95	40mm x 50mm x 7/10.5mm	40541034	<b>760759</b> 12.95 L	<b>760782</b> 16.95 L
620 LC4 Competiton	98-00	50mm x 60mm x 7/10.5mm	5060003	<b>760762</b> 12.95 L	<b>760785</b> 16.95 L
620 LC4 EXC	94	40mm x 50mm x 7/10.5mm	40541034	<b>760759</b> 12.95 L	<b>760782</b> 16.95 L
620 LC4 Ralley	97	50mm x 60mm x 7/10.5mm	5060003	<b>760762</b> 12.95 L	<b>760785</b> 16.95 L
620 LC4 Super-Moto	99	50mm x 60mm x 7/10.5mm	5060003	<b>760762</b> 12.95 L	<b>760785</b> 16.95 L
620 LSE	97	40mm x 50mm x 7/10.5mm	40541034	<b>760759</b> 12.95 L	<b>760782</b> 16.95 L
620 RXC	96	45mm x 58mm x 8.5/11mm	7528145	<b>760756</b> 13.95 L	<b>760781</b> 16.95 L
620 RXC / RXC LC4	94-95	40mm x 50mm x 7/10.5mm	40541034	<b>760759</b> 12.95 L	<b>760782</b> 16.95 L
620 RXCE	94-95, 97-98	40mm x 50mm x 7/10.5mm	40541034	<b>760759</b> 12.95 L	<b>760782</b> 16.95 L
620 SC	00	43mm x 52.7mm x 9.5/10.3mm	43570140	<b>760760</b> 12.95 L	<b>760783</b> 16.95 L
620 SC Super Moto	00-01	43mm x 52.7mm x 9.5/10.3mm	43570140	<b>760760</b> 12.95 L	<b>760783</b> 16.95 L
620 Six Day	96	40mm x 50mm x 7/10.5mm	40541034	<b>760759</b> 12.95 L	<b>760782</b> 16.95 L
620 Super Competition	97-98	50mm x 60mm x 7/10.5mm	5060003	<b>760762</b> 12.95 L	<b>760785</b> 16.95 L
620 Super Competition	94	40mm x 50mm x 7/10.5mm	40541034	<b>760759</b> 12.95 L	<b>760782</b> 16.95 L
620 Super Competition	95-96	40mm x 50mm x 7/10.5mm	40541034	<b>760759</b> 12.95 L	<b>760782</b> 16.95 L
620 Super Competition	96	45mm x 58mm x 8.5/11mm	7528145	<b>760756</b> 13.95 L	<b>760781</b> 16.95 L
620 SX	94	40mm x 50mm x 7/10.5mm	40541034	<b>760759</b> 12.95 L	<b>760782</b> 16.95 L
620 SX	97-99	50mm x 60mm x 7/10.5mm	5060003	<b>760762</b> 12.95 L	<b>760785</b> 16.95 L
620 TXC	98	50mm x 60mm x 7/10.5mm	5060003	<b>760762</b> 12.95 L	<b>760785</b> 16.95 L
625 SMC	04	48mm x 57.7mm x 9.5	48600347	<b>760767</b> 11.95 L	<b>760784</b> 16.95 L
625 SMC	05-06	48mm x 57.7mm x 9.5	48600399	<b>760767</b> 11.95 L	<b>760784</b> 16.95 L
625 SXC	03-04	43mm x 52.7mm x 9.5/10.3mm	43570201	<b>760760</b> 12.95 L	<b>760783</b> 16.95 L
640 Adventure R	98-00	50mm x 60mm x 7/10.5mm	5060003	<b>760762</b> 12.95 L	<b>760785</b> 16.95 L
640 Adventure-R	02	48mm x 57.7mm x 9.5/10.3mm	48600057	<b>760761</b> 12.95 L	<b>760784</b> 16.95 L
640 Adventure	05	48mm x 57.7mm x 9.5	48600347	<b>760767</b> 11.95 L	<b>760784</b> 16.95 L
640 LC4 Adventure	06	48mm x 57.7mm x 9.5	48600399	<b>760767</b> 11.95 L	<b>760784</b> 16.95 L
640 Adventure	07	48mm x 57.7mm x 9.5	48600399	<b>760767</b> 11.95 L	<b>760784</b> 16.95 L
640 DUKE	98	40mm x 50mm x 7/10.5mm	40541034	<b>760759</b> 12.95 L	<b>760782</b> 16.95 L
640 DUKE	00-02	43mm x 52.7mm x 9.5/10.3mm	43570140	<b>760760</b> 12.95 L	<b>760783</b> 16.95 L
640 DUKE	03-04	43mm x 52.7mm x 9.5/10.3mm	43570201	<b>760760</b> 12.95 L	<b>760783</b> 16.95 L
640 LC4	98-00	50mm x 60mm x 7/10.5mm	5060003	<b>760762</b> 12.95 L	<b>760785</b> 16.95 L
640 LC4	01	43mm x 52.7mm x 9.5/10.3mm	43570140	<b>760760</b> 12.95 L	<b>760783</b> 16.95 L
640 LC4 E	00-02	43mm x 52.7mm x 9.5/10.3mm	43570140	<b>760760</b> 12.95 L	<b>760783</b> 16.95 L
640 LC4 E	03-04	43mm x 52.7mm x 9.5/10.3mm	43570201	<b>760760</b> 12.95 L	<b>760783</b> 16.95 L
640 LC4	03	48mm x 57.7mm x 9.5	48600185	<b>760767</b> 11.95 L	<b>760784</b> 16.95 L
640 LC4	04-05	48mm x 57.7mm x 9.5	48600347	<b>760767</b> 11.95 L	<b>760784</b> 16.95 L
640 LC4 Ralley	97,99	50mm x 60mm x 7/10.5mm	5060003	<b>760762</b> 12.95 L	<b>760785</b> 16.95 L
640 LC4 Six Days	00-01	43mm x 52.7mm x 9.5/10.3mm	43570140	<b>760760</b> 12.95 L	<b>760783</b> 16.95 L
640 LC4 Six Days	99	50mm x 60mm x 7/10.5mm	5060003	<b>760762</b> 12.95 L	<b>760785</b> 16.95 L

## K&S FORK SEAL KITS & DUST SEAL KITS CONTINUED

MAKE/MODEL	YEAR	DIA. I.D.MM X O.D.MM X THICK	O.E.M. #	OIL SEAL	DUST SEAL
<b>KTM CONTINUED</b>					
640 LC4 Super Moto	99	50mm x 60mm x 7/10.5mm	5060003	<b>760762 12.95</b> L	<b>760785 16.95</b> L
640 LC4 Super Moto	00-02	43mm x 52.7mm x 9.5/10.3mm	43570140	<b>760760 12.95</b> L	<b>760783 16.95</b> L
660 LC4 Rallye	97,99	50mm x 60mm x 7/10.5mm	5060003	<b>760762 12.95</b> L	<b>760785 16.95</b> L
660 Rallye	02	48mm x 57.7mm x 9.5/10.3mm	48600057	<b>760761 12.95</b> L	<b>760784 16.95</b> L
660 SM Factory Replica	02	48mm x 57.7mm x 9.5/10.3mm	48600185	<b>760761 12.95</b> L	<b>760784 16.95</b> L
660 Rallye	00	43mm x 52.7mm x 9.5/10.3mm	43570201	<b>760760 12.95</b> L	<b>760783 16.95</b> L
660 Rallye	05-07	48mm x 57.7mm x 9.5	48600399	<b>760767 11.95</b> L	<b>760784 16.95</b> L
690 Duke	08-09	48mm x 57.7mm x 9.5	48600347	<b>760767 11.95</b> L	<b>760784 16.95</b> L
690 Enduro	08-11	48mm x 57.7mm x 9.5	48600347	<b>760767 11.95</b> L	<b>760784 16.95</b> L
690 RALLY	07-09	48mm x 57.7mm x 9.5	48600347	<b>760767 11.95</b> L	<b>760784 16.95</b> L
690 SMC	08-09	48mm x 57.7mm x 9.5	48600347	<b>760767 11.95</b> L	<b>760784 16.95</b> L
690 SuperMoto	07-08	48mm x 57.7mm x 9.5	48600347	<b>760767 11.95</b> L	<b>760784 16.95</b> L
950 Adventure	04	48mm x 57.7mm x 9.5	48600347	<b>760767 11.95</b> L	<b>760784 16.95</b> L
950 Adventure	05-06	48mm x 57.7mm x 9.5	48600399	<b>760767 11.95</b> L	<b>760784 16.95</b> L
950 SuperEnduro	07-09	48mm x 57.7mm x 9.5	48600399	<b>760767 11.95</b> L	<b>760784 16.95</b> L
950 SuperMoto	06-07	48mm x 57.7mm x 9.5	48600399	<b>760767 11.95</b> L	<b>760784 16.95</b> L
950 SuperMoto R EU / AUS	08	48mm x 57.7mm x 9.5	48600399	<b>760767 11.95</b> L	<b>760784 16.95</b> L
990 Adventure	07-10	48mm x 57.7mm x 9.5	48600399	<b>760767 11.95</b> L	<b>760784 16.95</b> L
990 Adventure S/R	07-10	48mm x 57.7mm x 9.5	48600399	<b>760767 11.95</b> L	<b>760784 16.95</b> L
990 Super Duke	07-08	48mm x 57.7mm x 9.5	48600399	<b>760767 11.95</b> L	<b>760784 16.95</b> L
990 Super Duke EU / AUS	08-09	48mm x 57.7mm x 9.5	48600399	<b>760767 11.95</b> L	<b>760784 16.95</b> L
990 Super Duke R EU / AUS	08-09	48mm x 57.7mm x 9.5	48600399	<b>760767 11.95</b> L	<b>760784 16.95</b> L
990 Super Enduro	09	48mm x 57.7mm x 9.5	48600399	<b>760767 11.95</b> L	<b>760784 16.95</b> L
990 SuperMoto EU / AUS	08-09	48mm x 57.7mm x 9.5	48600399	<b>760767 11.95</b> L	<b>760784 16.95</b> L
990 SuperMoto R EU / AUS	09	48mm x 57.7mm x 9.5	48600399	<b>760767 11.95</b> L	----
990 SuperMoto	10	48mm x 57.7mm x 9.5	48600399	<b>760767 11.95</b> L	----
1190 RC 8	09	43mm x 52.7mm x 9.5/10.3mm	43570201	<b>760760 12.95</b> L	<b>760783 16.95</b> L
1190 RC 8-R EU / AUS	08-09	43mm x 52.7mm x 9.5/10.3mm	43570201	<b>760760 12.95</b> L	<b>760783 16.95</b> L
1190 RC 8-R	10	43mm x 52.7mm x 9.5/10.3mm	43570201	<b>760760 12.95</b> L	<b>760783 16.95</b> L
<b>SUZUKI</b>					
DR-100 D/E/F/G/H/J/K/L	83-90	30mm x 42mm x 10.5mm	51153-48420	<b>760710 10.95</b> L	----
DR-125 G/H/J	86-88	35mm x 48mm x 11mm	51153-20520	<b>760721 10.95</b> L	----
DR-125 SER/SES/SET	94-96	35mm x 48mm x 11mm	51153-19D10	<b>760721 10.95</b> L	----
DR-125 Z/D/E	82-84	32mm x 44mm x 10.5mm	51153-48500	<b>760714 10.95</b> L	----
DR-200 G/H/J	86-88	35mm x 48mm x 11mm	51153-20520	<b>760721 10.95</b> L	----
DR-200 SET/SEV/SEW/SEX/SEY/SEK1-SK9	96-09, 13	35mm x 48mm x 11mm	51153-19D10	<b>760721 10.95</b> L	----
DR-250 L/M/N/P	90-93	43mm x 54mm x 9mm	51153-14D00	<b>760743 10.95</b> L	----
DR-250 L/M/N/P	90-93	43mm x 54mm x 11mm	51153-14D00	<b>760744 10.95</b> L	----
DR-250 SL/SM/SN/SP/SER/SES	90-95	43mm x 54mm x 9mm	51153-14D00	<b>760743 10.95</b> L	----
DR-250 SL/SM/SN/SP/SER/SES	90-95	43mm x 54mm x 11mm	51153-14D00	<b>760744 10.95</b> L	----
DR-250 Z/D/E/F	82-85	36mm x 48mm x 8/9.5mm	51153-41211	<b>760724 10.95</b> L	----
DR-250 Z/D/E/F	82-85	36mm x 48mm x 10.5mm	51153-41211	<b>760725 10.95</b> L	----
DR-350 L/M/N/P/R/S/T/V/W/X	90-99	43mm x 54mm x 9mm	51153-14D00	<b>760743 10.95</b> L	----
DR-350 L/M/N/P/R/S/T/V/W/X	90-99	43mm x 54mm x 11mm	51153-14D00	<b>760744 10.95</b> L	----
DR-350 SL/SM/SN/SP/SER/SES/ SET/SEV/SEW/SEX	90-99	43mm x 54mm x 9mm	51153-14D00	<b>760743 10.95</b> L	----
DR-350 SL/SM/SN/SP/SER/SES/ SET/SEV/SEW/SEX	90-99	43mm x 54mm x 11mm	51153-14D00	<b>760744 10.95</b> L	----
DR-370 C	78	36mm x 48mm x 8/9.5mm	51153-41110	<b>760724 10.95</b> L	----
DR-370 C	78	36mm x 48mm x 10.5mm	51153-41110	<b>760725 10.95</b> L	----
DR-370 N	79	36mm x 48mm x 8/9.5mm	51153-41211	<b>760724 10.95</b> L	----
DR-370 N	79	36mm x 48mm x 10.5mm	51153-41211	<b>760725 10.95</b> L	----
DR-400 T	80	36mm x 48mm x 8/9.5mm	51153-41211	<b>760724 10.95</b> L	----
DR-400 T	80	36mm x 48mm x 10.5mm	51153-41211	<b>760725 10.95</b> L	----
DR-500 X/Z/D	81-83	36mm x 48mm x 8/9.5mm	51153-41211	<b>760724 10.95</b> L	----
DR-500 X/Z/D	81-83	36mm x 48mm x 10.5mm	51153-41211	<b>760725 10.95</b> L	----
DR-650 SET/SEV/SEW/SEX/SEY/ SEK1-SEK9	96-09	43mm x 55mm x 10.5mm	51153-14330	<b>760748 10.95</b> L	----
DR-Z110 K3-K5	03-05	30mm x 42mm x 10.5mm	K9204-91069	<b>760710 10.95</b> L	----
DR-Z125 K	03-09, 12-13	30mm x 42mm x 10.5mm	51153-48420	<b>760710 10.95</b> L	----
DR-Z250 K	01-07	43mm x 54mm x 9mm	51153-14D00	<b>760743 10.95</b> L	----

- accessories
- body
- handlebar & grips
- cables & levers
- exhaust
- engine
- fuel & intake
- electrical & ignition
- clutch
- drive
- bearings
- brakes
- steering & suspension
- tires
- tools & shop

# STEERING & SUSPENSION

## K&S FORK SEAL KITS & DUST SEAL KITS CONTINUED

accessories	MAKE/MODEL	YEAR	DIA. I.D.MM X O.D.MM X THICK	O.E.M. #	OIL SEAL	DUST SEAL
body	<b>SUZUKI CONTINUED</b>					
	DR-Z250 K	01-07	43mm x 54mm x 11mm	51153-14D00	760744 10.95 L	----
	DR-Z400 E Y- K7	00-07	49mm x 60mm x 10mm	51153-36E00	760754 10.95 L	760779 13.95 L
handlebar & grips	DR-Z400 SMK	05-08, 13	47mm x 58mm x 10mm	51153-37F80	760755 10.95 L	----
	DS-100 C/N/T/X	78-81	27mm x 39mm x 10.5mm	51153-26130	760708 10.95 L	----
	DS-125 N/X/T	79-81	30mm x 42mm x 10.5mm	51153-08030	760710 10.95 L	----
cables & levers	DS-185 C	78	30mm x 40.5mm x 10.5mm	51153-29400	760709 10.95 L	----
	DS-185 N	79	32mm x 44mm x 10.5mm	51153-11300	760714 10.95 L	----
	DS-185 T	80	32mm x 44mm x 10.5mm	51153-29420	760714 10.95 L	----
exhaust	DS-80	78-00	26mm x 37mm x 10.5mm	51153-03400	760706 10.95 L	----
	RM-100 A/B	76-77	30mm x 40.5mm x 10.5mm	51153-08011	760709 10.95 L	----
	RM-100 C	78	30mm x 40.5mm x 10.5mm	51153-41603	760709 10.95 L	----
engine	RM-100 K3	03	36mm x 48mm x 8/9.5mm	K9204-91394	760724 10.95 L	----
	RM-100 N/T/X	79-81	35mm x 48mm x 11mm	51153-34010	760721 10.95 L	----
	RM-125 B/C	77-78	36mm x 48mm x 8/9.5mm	51153-41211	760724 10.95 L	----
fuel & intake	RM-125 B/C	77-78	36mm x 48mm x 10.5mm	51153-41211	760725 10.95 L	----
	RM-125 D	83	38mm x 50mm x 10.5mm	51153-14140	760731 10.95 L	----
	RM-125 E/F/G	84-86	43mm x 55mm x 10.5mm	51153-14330	760748 10.95 L	----
electrical & ignition	RM-125 H	87	43mm x 55mm x 10.5mm	51153-01B20	760748 10.95 L	----
	RM-125 J	88	43mm x 55mm x 8/9.5mm	51153-01B40	760742 10.95 L	----
	RM-125 J	88	43mm x 55mm x 9.5/10mm	51153-01B40	760747 10.95 L	----
clutch	RM-125 k	89	46mm x 58mm x 10.5/11mm	51153-27C00	760753 10.95 L	----
	RM-125 L	90	41mm x 53mm x 8/9.5mm	51153-27C20	760738 10.95 L	760773 13.95 L
	RM-125 L	90	41mm x 53mm x 8/10.5mm	51153-27C20	760739 10.95 L	760773 13.95 L
drive	RM-125 M/A	75-76	35mm x 48mm x 11mm	51153-34010	760721 10.95 L	----
	RM-125 M/N/P/R/S	91-95	45mm x 57mm x 11mm	51153-27C41	760749 10.95 L	760776 13.95 L
	RM-125 N/T/X/Z	79-82	38mm x 50mm x 10.5mm	51153-40300	760731 10.95 L	----
bearings	RM-125 T/V/W/X	96-00	49mm x 60mm x 10mm	51153-36E00	760754 10.95 L	760779 13.95 L
	RM-125K1-K4	01-04	47mm x 58mm x 10mm	51153-36F00	760755 10.95 L	----
	RM-125K5-K8	05-08	47mm x 58mm x 10mm	51153-37F80	760755 10.95 L	----
brakes	RM-250 D/E/F/G/H	83-87	43mm x 55mm x 10.5mm	51153-14330	760748 10.95 L	----
	RM-250 K/L	89-90	41mm x 53mm x 8/9.5mm	51153-28C00	760738 10.95 L	760773 13.95 L
	RM-250 K/L	89-90	41mm x 53mm x 8/10.5mm	51153-28C00	760739 10.95 L	760773 13.95 L
steering & suspension	RM-250 K1-K3	01-03	46mm x 58mm x 9.5/11mm	51153-37F00	760751 10.95 L	----
	RM-250 M/N/P/R/S	91-95	45mm x 57mm x 11mm	51153-27C40	760749 10.95 L	760776 13.95 L
	RM-250 N/T/X/Z	79-82	38mm x 50mm x 10.5mm	51153-40300	760731 10.95 L	----
tires	RM-250 T/V/W/X/Y	96-00	49mm x 60mm x 10mm	51153-36E00	760754 10.95 L	760779 13.95 L
	RM-250J	88	43mm x 55mm x 8/9.5mm	51153-01B40	760742 10.95 L	----
	RM-250J	88	43mm x 55mm x 9.5/10mm	51153-01B40	760747 10.95 L	----
tools & shop	RM-250K4	04	47mm x 58mm x 10mm	51153-36F00	760755 10.95 L	----
	RM-250K5-K8	05-08	47mm x 58mm x 10mm	51153-37F80	760755 10.95 L	----
	RM-400N/T	79-80	38mm x 50mm x 10.5mm	51153-40300	760731 10.95 L	----
	RM-465 X/Z	81-82	43mm x 55mm x 10.5mm	51153-14200	760748 10.95 L	----
	RM-500 D/E	83-84	43mm x 55mm x 10.5mm	51153-14330	760748 10.95 L	----
	RM-60	79-83	26mm x 37mm x 10.5mm	51153-46100	760706 10.95 L	----
	RM-60 K3	03	30mm x 42mm x 10.5mm	K9204-91069	760710 10.95 L	----
	RM-65K	03-05	33mm x 46mm x 11mm	K9204-91524	760764 10.95 L	----
	RM-80 B	77	27mm x 39mm x 10.5mm	51153-26130	760708 10.95 L	----
	RM-80 C	78	27mm x 39mm x 10.5mm	51153-46040	760708 10.95 L	----
	RM-80 G/H/J	86-88	33mm x 46mm x 10.5mm	51153-02B00	760716 10.95 L	----
	RM-80 K/L/M/N/P	89-93	35mm x 48mm x 11mm	51153-34A00	760721 10.95 L	----
	RM-80 N/T/X	79-81	30mm x 42mm x 10.5mm	51153-08030	760710 10.95 L	----
	RM-80 R/S/T/V/W/X/Y/K1	94-01	35mm x 48mm x 11mm	51153-19D10	760721 10.95 L	----
	RM-80 Z/D/E/F	82-85	30mm x 42mm x 10.5mm	51153-48420	760710 10.95 L	----
	RM-85 K2-K9	02-09	37mm x 50mm x 11mm	51153-03B30	760730 10.95 L	----
	RMX-250 K/L	89-90	41mm x 53mm x 8/9.5mm	51153-28C00	760738 10.95 L	760773 13.95 L
	RMX-250 K/L	89-90	41mm x 53mm x 8/10.5mm	51153-28C00	760739 10.95 L	760773 13.95 L
	RMX-250 M	91	45mm x 57mm x 11mm	51153-27C41	760749 10.95 L	760776 13.95 L
	RMX-250N	92	45mm x 57mm x 11mm	51153-43D00	760749 10.95 L	760776 13.95 L
	RMX-250S/T/V/W	95-98	45mm x 57mm x 11mm	51153-28E30	760749 10.95 L	760776 13.95 L
	RM-Z250 K	01-03	46mm x 58mm x 9.5/11mm	51153-37F00	760751 10.95 L	----
	RM-Z250 K	04	47.5mm x 58mm x 8.5/10mm	K9204-91599	760769 10.95 L	760789 16.95 L
	RM-Z250 K	05-06	47.5mm x 58mm x 8.5/10mm	K9204-90056	760769 10.95 L	760789 16.95 L



## K&S FORK SEAL KITS & DUST SEAL KITS CONTINUED

MAKE/MODEL	YEAR	DIA. I.D.MM X O.D.MM X THICK	O.E.M. #	OIL SEAL	DUST SEAL
<b>SUZUKI CONTINUED</b>					
RM-Z250K	07-10	47mm x 58mm x 10mm	51153-37F80	<b>760755 10.95</b> L	----
RM-Z450K	05-10	47mm x 58mm x 10mm	51153-37F80	<b>760755 10.95</b> L	----
RS-175 T/X/Z	80-82	36mm x 48mm x 8/9.5mm	51153-41211	<b>760724 10.95</b> L	----
RS-175 T/X/Z	80-82	36mm x 48mm x 10.5mm	51153-41211	<b>760725 10.95</b> L	----
RS-250 T/X	80-81	36mm x 48mm x 8/9.5mm	51153-41211	<b>760724 10.95</b> L	----
RS-250 T/X	80-81	36mm x 48mm x 10.5mm	51153-41211	<b>760725 10.95</b> L	----
RV-125 K/L/M/A/B "Tracker"	73-77	30mm x 40.5mm x 10.5mm	51153-08011	<b>760709 10.95</b> L	----
RV-90 L/M/A/B "Rover"	74-77	27mm x 39mm x 10.5mm	51153-27410	<b>760708 10.95</b> L	----
SP-100 D	83	31mm x 43mm x 10mm	51153-48730	<b>760711 10.95</b> L	----
SP-125 G/H/J	86-88	35mm x 48mm x 11mm	51153-20520	<b>760721 10.95</b> L	----
SP-125 Z/D	82-83	32mm x 44mm x 10.5mm	51153-48500	<b>760714 10.95</b> L	----
SP-250 Z/D/F	82-83, 85	35mm x 48mm x 11mm	51153-34010	<b>760721 10.95</b> L	----
SP-370 C	78	36mm x 48mm x 8/9.5mm	51153-41110	<b>760724 10.95</b> L	----
SP-370 C	78	36mm x 48mm x 10.5mm	51153-41110	<b>760725 10.95</b> L	----
SP-400 T	80	36mm x 48mm x 8/9.5mm	51153-41211	<b>760724 10.95</b> L	----
SP-400 T	80	36mm x 48mm x 10.5mm	51153-41211	<b>760725 10.95</b> L	----
SP-500 X/Z/D	81-83	36mm x 48mm x 8/9.5mm	51153-41211	<b>760724 10.95</b> L	----
SP-500 X/Z/D	81-83	36mm x 48mm x 10.5mm	51153-41211	<b>760725 10.95</b> L	----
SP-600 F	85	43mm x 55mm x 10.5mm	51153-14A00	<b>760748 10.95</b> L	----
SV-650 K3-K8	03-08	41mm x 54mm x 11mm	51153-08D00	<b>760741 10.95</b> L	----
SV-650 X/Y/K1-K2	99-02	41mm x 53mm x 8/10.5mm	51153-14F00	<b>760739 10.95</b> L	----
<b>YAMAHA</b>					
TT-125 RM/RMC	00	30mm x 40.5mm x 10.5mm	33J-23145-00-00	<b>760709 10.95</b> L	----
TT-225 S/T	86-87	36mm x 48mm x 10.5mm	1KH-23145-00-00	<b>760725 10.95</b> L	----
TT-250 G/H/J	80-82	36mm x 48mm x 10.5mm	1KH-23145-00-00	<b>760725 10.95</b> L	----
TT-250RM/RMC	99-00	43mm x 55mm x 10.5mm	2VM-23145-L0-00	<b>760748 10.95</b> L	----
TT-500 C/D/E	76-78	36mm x 48mm x 10.5mm	1K7-23145-00-00	<b>760725 10.95</b> L	----
TT-500 F/G/H	79-81	36mm x 48mm x 10.5mm	48Y-23145-00-00	<b>760725 10.95</b> L	----
TT-600 K/L/N/S	83-86	43mm x 55mm x 10.5mm	23X-23145-L0-00	<b>760748 10.95</b> L	----
TT-90R	00	26mm x 37mm x 10.5mm	3M7-23145-00	<b>760706 10.95</b> L	----
TTR-125N/LN-EW/LEW	01-07	30mm x 40.5mm x 10.5mm	33J-23145-00-00	<b>760709 10.95</b> L	----
TTR-225 L/LC, N/NC/P/PC/R/RC/S/SC	99, 01-04	36mm x 48mm x 10.5mm	1KH-23145-00-00	<b>760725 10.95</b> L	----
TTR-250N/NC/P/PC	01-02	43mm x 55mm x 10.5mm	3XJ-23145-L0-00	<b>760748 10.95</b> L	----
TW-200 L - A1	99-14	33mm x 45mm x 10.5/12mm	22W-23145-L0-00	<b>760715 10.95</b> L	----
TW-200 T/TC-EK/EKC "Trailway"	87-98	33mm x 45mm x 10.5/12mm	22W-23145-L0-00	<b>760715 10.95</b> L	----
TX-500/A	73-74	34mm x 46mm x 10.5mm	278-23145-51-00	<b>760718 10.95</b> L	----
TX-750/A	73-74	35mm x 48mm x 10.5mm	341-23145-51-00	<b>760720 10.95</b> L	----
TY-175 B/C	75-76	30mm x 40.5mm x 10.5mm	137-23145-01-00	<b>760709 10.95</b> L	----
TY-250 A/C/D	74, 76-77	34mm x 46mm x 10.5mm	278-23145-51-00	<b>760718 10.95</b> L	----
TY-350 N/S	85-86	36mm x 48mm x 10.5mm	1W1-23145-L0-00	<b>760725 10.95</b> L	----
TZ-250 C/D/E	76-78	35mm x 48mm x 10.5mm	1H3-23145-00-00	<b>760720 10.95</b> L	----
TZ-250 F	79	35mm x 48mm x 8/9.5mm	3G2-23145-00-00	<b>760719 10.95</b> L	----
TZ-250 G/H/J	80-82	36mm x 48mm x 8/9.5mm	4A1-23145-00-00	<b>760724 10.95</b> L	----
TZ-350 /C/D/E	72-78	35mm x 48mm x 10.5mm	1H3-23145-00-00	<b>760720 10.95</b> L	----
WR-200 RD	92	41mm x 53mm x 8/9.5mm	3SP-23145-L0-00	<b>760738 10.95</b> L	<b>760773 13.95</b> L
WR-200 RD	92	41mm x 53mm x 8/10.5mm	3SP-23145-L0-00	<b>760739 10.95</b> L	<b>760773 13.95</b> L
WR-250 F	05-09, 11-13	47.5mm x 58mm x 8.5/10mm	1C3-23145-L0	<b>760769 10.95</b> L	<b>760789 16.95</b> L
WR-250 FN/FP	01-02	46mm x 58mm x 9.5/11mm	5ET-23145-L0-00	<b>760752 10.95</b> L	<b>760778 13.95</b> L
WR-250 FR/FS	03-04	46mm x 58mm x 9.5/11mm	5UN-23145-L0-00	<b>760752 10.95</b> L	<b>760778 13.95</b> L
WR-250 ZB/ZD/ZE/ZF/ZG/ZH/ZJ	91-97	43mm x 55mm x 10.5mm	3XJ-23145-L0-00	<b>760748 10.95</b> L	<b>760775 13.95</b> L
WR-250RX-RD	08-13	46mm x 58mm x 9.5/11mm	5UN-23145-L0-00	<b>760752 10.95</b> L	<b>760778 13.95</b> L
WR-25R	14	46mm x 58mm x 9.5/11mm	5UN-23145-L0-00	<b>760752 10.95</b> L	<b>760778 13.95</b> L
WR-400 FL/FM	99-00	46mm x 58mm x 9.5/11mm	5ET-23145-L0-00	<b>760752 10.95</b> L	<b>760778 13.95</b> L
WR-450FR/FS	03-04	46mm x 58mm x 9.5/11mm	5UN-23145-L0-00	<b>760752 10.95</b> L	<b>760778 13.95</b> L
WR-450FT-FX	05-09	47.5mm x 58mm x 8.5/10mm	1C3-23145-L0	<b>760769 10.95</b> L	<b>760789 16.95</b> L
WR-450F	12-14	47.5mm x 58mm x 8.5/10mm	1C3-23145-L0	<b>760769 10.95</b> L	<b>760789 16.95</b> L
WR-500 ZD/ZE	92-93	43mm x 55mm x 10.5mm	3XJ-23145-L0-00	<b>760748 10.95</b> L	<b>760775 13.95</b> L
YSR-50 T/U/W/A/B/D	87-92	27mm x 39mm x 10.5mm	93110-27010-00	<b>760708 10.95</b> L	----
YT-175 J/K	82-83	30mm x 42mm x 10.5mm	93110-30008-00	<b>760710 10.95</b> L	----
YX-600 S/SC/T/TC/U/UC/W/WC/A/AC "Radian"	86-90	36mm x 48mm x 8/9.5mm	49A-23145-00-00	<b>760724 10.95</b> L	----

- accessories
- body
- handlebar & grips
- cables & levers
- exhaust
- engine
- fuel & intake
- electrical & ignition
- clutch
- drive
- bearings
- brakes
- steering & suspension**
- tires
- tools & shop

# STEERING & SUSPENSION

## K&S FORK SEAL KITS & DUST SEAL KITS CONTINUED

MAKE/MODEL	YEAR	DIA. I.D.MM X O.D.MM X THICK	O.E.M. #	OIL SEAL	DUST SEAL
<b>YAMAHA CONTINUED</b>					
YZ-100 C	76	34mm x 46mm x 10.5mm	278-23145-51-00	760718 10.95 L	-----
YZ-100 D/E/F	77-79	32mm x 44mm x 10.5mm	2K5-23145-00-00	760714 10.95 L	-----
YZ-100 G/H	80-81	35mm x 48mm x 10.5mm	1T3-23145-00-00	760720 10.95 L	-----
YZ-100 J/K	82-83	36mm x 48mm x 10.5mm	1W1-23145-L0-00	760725 10.95 L	-----
YZ-125 A	90	41mm x 53mm x 8/9.5mm	3SP-23145-L0-00	760738 10.95 L	760773 13.95 L
YZ-125 A	90	41mm x 53mm x 8/10.5mm	3SP-23145-L0-00	760739 10.95 L	760773 13.95 L
YZ-125 A/B	74-75	30mm x 40.5mm x 10.5mm	137-23145-01-00	760709 10.95 L	-----
YZ-125 B	91	43mm x 55mm x 10.5mm	3XJ-23145-L0-00	760748 10.95 L	760775 13.95 L
YZ-125 C	76	34mm x 46mm x 10.5mm	278-23145-51-00	760718 10.95 L	-----
YZ-125 D/E/F/G	77-80	36mm x 48mm x 10.5mm	1W1-23145-L0-00	760725 10.95 L	-----
YZ-125 D1/E1/F1/G1	92-95	43mm x 55mm x 10.5mm	4DA-23145-L0-00	760748 10.95 L	760775 13.95 L
YZ-125 H/J/K	81-83	38mm x 50mm x 8mm	1W4-23145-00-00	760732 10.95 L	-----
YZ-125 H1/J1/K1/L1/M1/N1/P/R	96-03	46mm x 58mm x 9.5/11mm	5ET-23145-L0-00	760752 10.95 L	760778 13.95 L
YZ-125 S	04	47.5mm x 58mm x 8.5/10mm	5XE-23145-L0	760769 10.95 L	760789 16.95 L
YZ-125 S/T	86-87	43mm x 55mm x 10.5mm	23X-23145-L0-00	760748 10.95 L	-----
YZ-125 T-A1	05-14	47.5mm x 58mm x 8.5/10mm	1C3-23145-L0	760769 10.95 L	760789 16.95 L
YZ-125 U	88	43mm x 55mm x 10.5mm	2VM-23145-L0-00	760748 10.95 L	-----
YZ-125 W	89	41mm x 53mm x 8/9.5mm	3JD-23145-L0-00	760738 10.95 L	760773 13.95 L
YZ-125 W	89	41mm x 53mm x 8/10.5mm	3JD-23145-L0-00	760739 10.95 L	760773 13.95 L
YZ-125L/N	84-85	43mm x 54mm x 11mm	39W-23145-L0-00	760744 10.95 L	-----
YZ-250 A/B	74-75	34mm x 46mm x 10.5mm	278-23145-51-00	760718 10.95 L	-----
YZ-250 B	91	43mm x 55mm x 10.5mm	3XJ-23145-L0-00	760748 10.95 L	760775 13.95 L
YZ-250 D/E/F/G	77-80	38mm x 50mm x 8mm	1W4-23145-00-00	760732 10.95 L	-----
YZ-250 D1/E1	92-93	43mm x 55mm x 10.5mm	4DA-23145-L0-00	760748 10.95 L	760775 13.95 L
YZ-250 FT/FV/FW/FX	05-09	47.5mm x 58mm x 8.5/10mm	1C3-23145-L0	760769 10.95 L	760789 16.95 L
YZ-250 H/J/K/L/N/S/T	81-87	43mm x 55mm x 10.5mm	23X-23145-L0-00	760748 10.95 L	-----
YZ-250 H1-R	96-03	46mm x 58mm x 9.5/11mm	5ET-23145-L0-00	760752 10.95 L	760778 13.95 L
YZ-250 U	88	43mm x 55mm x 10.5mm	2VM-23145-L0-00	760748 10.95 L	-----
YZ-250 W1-A1	07-14	47.5mm x 58mm x 8.5/10mm	1C3-23145-L0	760769 10.95 L	760789 16.95 L
YZ-250A/WRA	90	41mm x 53mm x 8/9.5mm	3SP-23145-L0-00	760738 10.95 L	760773 13.95 L
YZ-250A/WRA	90	41mm x 53mm x 8/10.5mm	3SP-23145-L0-00	760739 10.95 L	760773 13.95 L
YZ-250FN/FP/FR	01-03	46mm x 58mm x 9.5/11mm	5ET-23145-L0-00	760752 10.95 L	760778 13.95 L
YZ-250FS	04	47.5mm x 58mm x 8.5/10mm	5XE-23145-L0	760769 10.95 L	760789 16.95 L
YZ-250S	04	47.5mm x 58mm x 8.5/10mm	5XE-23145-L0	760769 10.95 L	760789 16.95 L
YZ-250W/WRW	8	41mm x 53mm x 8/9.5mm	3JD-23145-L0-00	760738 10.95 L	760773 13.95 L
YZ-250W/WRW	89	41mm x 53mm x 8/10.5mm	3JD-23145-L0-00	760739 10.95 L	760773 13.95 L
YZ-360 A/B	74-75	34mm x 46mm x 10.5mm	278-23145-51-00	760718 10.95 L	-----
YZ-400 D/E/F	77-79	38mm x 50mm x 8mm	1W4-23145-00-00	760732 10.95 L	-----
YZ-400FK/FL	98-99	46mm x 58mm x 9.5/11mm	5DH-23145-L0-00	760752 10.95 L	760778 13.95 L
YZ-426FM/FN/FP	00-02	46mm x 58mm x 9.5/11mm	5ET-23145-L0-00	760752 10.95 L	760778 13.95 L
YZ-450 FS/FT	04-05	47.5mm x 58mm x 8.5/10mm	5XE-23145-L0	760769 10.95 L	760789 16.95 L
YZ-450FV, FX	06, 08-09	47.5mm x 58mm x 8.5/10mm	1C3-23145-L0	760769 10.95 L	760789 16.95 L
YZ-450F	10-14	47.5mm x 58mm x 8.5/10mm	1C3-23145-L0	760769 10.95 L	760789 16.95 L
YZ-465 G	80	38mm x 50mm x 8mm	1W4-23145-00-00	760732 10.95 L	-----
YZ-465 H	81	43mm x 55mm x 10.5mm	4V4-23145-L0-00	760748 10.95 L	-----
YZ-490 U/W/A	88-90	43mm x 55mm x 10.5mm	2VM-23145-L0-00	760748 10.95 L	-----
YZ-60	81-83	26mm x 37mm x 10.5mm	3M7-23145-00	760706 10.95 L	-----
YZ-80 A/B/C/D/E/F	74-79	27mm x 39mm x 10.5mm	462-23145-02-00	760708 10.95 L	-----
YZ-80 E1/F1/G1/H1/J1/K1/L1/M1/N1	93-01	36mm x 48mm x 8/9.5mm	4ES-23145-00-00	760724 10.95 L	-----
YZ-80 G/H/j	80-82	30mm x 42mm x 10.5mm	4V1-23145-L0-00	760710 10.95 L	-----
YZ-80 K/L/N/S/T/U/W/A/B/D	83-92	33mm x 45mm x 10.5/12mm	22W-23145-L0-00	760715 10.95 L	-----
YZ-85P-A	02-14	36mm x 48mm x 8/9.5mm	4ES-23145-00-00	760724 10.95 L	-----



## DIRT BIKE STEERING STEM BEARING KITS

- Premium high-speed bearings feature low drag and double lip seals on both sides
- Provide superior exclusion of water and dirt and improved grease retention
- Includes bearings and seals



CC	APPLICATION	YEAR	PART #	
<b>APRILIA</b>				
125	MX125	04	AB221044	22.33 L
450	RXV 450	06-11	132569	41.98 L
450	SXV 450	06-11	132569	41.98 L
550	RXV 550	06-11	132569	41.98 L
550	SXV 550	06-11	132569	41.98 L
<b>BETA</b>				
50	REV 50	06-08	AB221047	28.00 L
80	EVO 80	09-11	AB221047	28.00 L
80	EVO JR 80	09-11	AB221047	28.00 L
80	REV 80	06-08	AB221047	28.00 L
125	EVO 2T 125	09-14	AB221047	28.00 L
125	REV 2T 125	04-08	AB221047	28.00 L
200	EVO 2T 200	09-13	AB221047	28.00 L
200	REV 2T 200	04-08	AB221047	28.00 L
250	EVO 2T 250	09-13	AB221047	28.00 L
250	EVO 4T 250	09-12	AB221047	28.00 L
250	REV 2T 250	04-08	AB221047	28.00 L
250	REV 4T 250	08	AB221047	28.00 L
270	REV 2T 270	04-08	AB221047	28.00 L
290	EVO 2T 290	09-11	AB221047	28.00 L
300	EVO 2T 300	12-13	AB221047	28.00 L
300	EVO 4T 300	09-12	AB221047	28.00 L
<b>GAS-GAS</b>				
65	MC 65	06	AB221047	28.00 L
125	EC125	01-05	AB221044	22.33 L
125	EC125	06-11	AB221056	40.16 L
125	HALLEY 2T 125 EH	09	AB221044	22.33 L
125	HALLEY 2T 125 SM	09	AB221044	22.33 L
125	HALLEY 4T 125 EH	09	AB221044	22.33 L
125	MC125	01-05	AB221044	22.33 L
125	MC125	06-09	AB221056	40.16 L
125	PAMPERA 125	02-05	AB221047	28.00 L
125	SM125	03-06	AB221044	22.33 L
125	SM125	07-09	AB221056	40.16 L
125	TXT TRIALS 125	98-01	AB251523	44.18 L
125	TXT TRIALS 125	02-12	AB221047	28.00 L
200	EC200	99-05	AB221044	22.33 L
200	EC200	06-11	AB221056	40.16 L
200	TXT TRIALS 200	98-01	AB251523	44.18 L
200	TXT TRIALS 200	02-09	AB221047	28.00 L
250	EC250	96-05	AB221044	22.33 L
250	EC250	06-13	AB221056	40.16 L
250	EC250 4T	10-12	AB221056	40.16 L
250	MC250	99-05	AB221044	22.33 L
250	MC250	06-09	AB221056	40.16 L
250	PAMPERA 250	02-05	AB221047	28.00 L
250	SM250	03-05	AB221044	22.33 L
250	TXT TRIALS 250	98-01	AB251523	44.18 L
250	TXT TRIALS 250	02-12	AB221047	28.00 L
280	PAMPERA 280	02-05	AB221047	28.00 L
280	TXT TRIALS 280	98-01	AB251523	44.18 L

CC	APPLICATION	YEAR	PART #	
<b>GAS-GAS CONTINUED</b>				
280	TXT TRIALS 280	02-12	AB221047	28.00 L
300	EC300	99-05	AB221044	22.33 L
300	EC300	06-13	AB221056	40.16 L
300	TXT TRIALS 300	98-01	AB251523	44.18 L
300	TXT TRIALS 300	02-13	AB221047	28.00 L
450	EC450FSE	03-05	AB221044	22.33 L
450	EC450FSE	06	AB221056	40.16 L
450	EC450FSR	07-09	AB221056	40.16 L
450	HALLEY 450 EH	09	AB221056	40.16 L
450	HALLEY 450 SM	09	AB221056	40.16 L
450	MC450FSR	07	AB221056	40.16 L
450	PAMPERA 450	07	AB221044	22.33 L
450	SM450FSE	04-05	AB221044	22.33 L
450	SM450FSR	07-09	AB221056	40.16 L
<b>HONDA</b>				
50	CRF50F	04-15	AB221002	41.10 L
50	CRM50R (EURO)	93-96	AB221002	41.10 L
50	MT50S (EURO)	93-96	AB221002	41.10 L
50	XR50R	00-03	AB221002	41.10 L
50	Z-50	72-78	AB221002	41.10 L
50	Z-50R	79-99	AB221002	41.10 L
50	Z-50RD	86	AB221002	41.10 L
60	CR60	83	AB221002	41.10 L
70	CRF70F	04-12	AB221002	41.10 L
70	CT70 TRAIL	69-94	AB221002	41.10 L
70	SL70	71-73	AB221002	41.10 L
70	XL70	76	AB221002	41.10 L
70	XR70R	97-03	AB221002	41.10 L
75	CRM75R (EURO)	93-94	AB221002	41.10 L
75	XL75	77-79	AB221002	41.10 L
75	XR75	73-78	AB221002	41.10 L
80	CR80	80-82	AB221002	41.10 L
80	CR80R	87-02	AB221021	33.90 L
80	CR80RB	97-02	AB221021	33.90 L
80	CRF80F	04-13	AB221002	41.10 L
80	XL80S	80-85	AB221002	41.10 L
80	XR80	79-84	AB221002	41.10 L
80	XR80R	85-03	AB221002	41.10 L
85	CR85R/RB	03-07	AB221021	33.90 L
90	CT90 TRAIL	66-79	AB221002	41.10 L
100	CRF100F	04-13	AB221002	41.10 L
100	XL100	76-80	AB221002	41.10 L
100	XL100S	79-85	AB221002	41.10 L
100	XR100	81-84	AB221002	41.10 L
100	XR100R	85-03	AB221002	41.10 L
110	CRF110F	13-15	AB221029	41.10 L
110	CT110 TRAIL	80-86	AB221002	41.10 L
125	CR125M	74-78	AB221002	41.10 L
125	CR125R	79-81	AB221057	47.71 L
125	CR125R	82-89	AB221021	33.90 L
125	CR125R	90-92	AB221018	42.39 L
125	CR125R	93-94	AB221010	47.73 L
125	CR125R	95-97	AB221030	43.29 L

- accessories
- body
- handlebar & grips
- cables & levers
- exhaust
- engine
- fuel & intake
- electrical & ignition
- clutch
- drive
- bearings
- brakes
- steering & suspension
- tires
- tools & shop

# STEERING & SUSPENSION

## ALL BALLS DIRT BIKE STEERING STEM BEARING KITS CONTINUED

- accessories
- body
- handlebar & grips
- cables & levers
- exhaust
- engine
- fuel & intake
- electrical & ignition
- clutch
- drive
- bearings
- brakes
- steering & suspension
- tires
- tools & shop

CC	APPLICATION	YEAR	PART #	
<b>HONDA CONTINUED</b>				
125	CR125R	98-07	AB221010	47.73 L
125	CRF125F	14-15	AB221029	41.10 L
125	CRM125R (NOT US MODEL)	93-99	AB221022	30.05 L
125	MT125 ELSINORE	74-76	AB221002	41.10 L
125	NX125 (EURO)	95-97	AB221022	30.05 L
125	SL125 MOTO SPORT	71-73	AB221002	41.10 L
125	TL125	73-76	AB221002	41.10 L
125	XL125	74-85	AB221002	41.10 L
125	XLR125 (EURO)	98	AB221021	33.90 L
125	XR125L (EURO)	04-11	AB221021	33.90 L
150	CRF150F	03-15	AB221021	33.90 L
150	CRF150R/RB	07-15	AB221021	33.90 L
175	MR175 ELSINORE	76-77	AB221002	41.10 L
175	SL175	70-71	132565	48.18 L
175	XL175	73-78	132565	48.18 L
185	XL185S	79-83	AB221002	41.10 L
185	XR185	79	AB221002	41.10 L
200	CTX200	02-11	AB221021	33.90 L
200	TLR200 REFLEX	86-87	AB221029	41.10 L
200	TR200 FATCAT	86-87	AB221029	41.10 L
200	XL200R	83-84	AB221021	33.90 L
200	XR200	80-84	AB221002	41.10 L
200	XR200R	81-02	AB221021	33.90 L
230	CRF230F	03-15	AB221021	33.90 L
230	CRF230L	08-09	AB221021	33.90 L
230	CRF230M	09	AB221021	33.90 L
250	CR250	73	132565	48.18 L
250	CR250	74-76	AB221029	41.10 L
250	CR250R	78-81	AB221057	47.71 L
250	CR250R	82-89	AB221021	33.90 L
250	CR250R	90-91	AB221018	42.39 L
250	CR250R	92-94	AB221010	47.73 L
250	CR250R	95-96	AB221030	43.29 L
250	CR250R	97-07	AB221010	47.73 L
250	CRF250L	13-14	AB221021	33.90 L
250	CRF250R	04-09	AB221010	47.73 L
250	CRF250R	10-13	AB221059	40.12 L
250	CRF250R	14-15	132567	39.35 L
250	CRF250X	04-15	AB221010	47.73 L
250	CRM250AR (NOT US MODEL)	96-99	AB221021	33.90 L
250	MR250	76	AB221029	41.10 L
250	MT250	74-76	AB221029	41.10 L
250	NX250	88-90	AB221021	33.90 L
250	TL250	75-76	132565	48.18 L
250	XL250	72-76	132565	48.18 L
250	XL250R	82-87	AB221021	33.90 L
250	XL250S	78-81	AB221029	41.10 L
250	XR250	79-80	AB221029	41.10 L
250	XR250 TORNADO (EURO)	01-02	AB221021	33.90 L
250	XR250L	91-96	AB221021	33.90 L
250	XR250R	81-04	AB221021	33.90 L
300	XRE300 (SA)	10-12	AB221021	33.90 L
350	SL350	70-72	130272	44.78 L
350	XL350	74-78	132565	48.18 L
350	XL350R	84-85	AB221021	33.90 L
350	XR350R	83-85	AB221021	33.90 L
400	XR400R	96-04	AB221021	33.90 L
450	CR450R	81	AB221021	33.90 L
450	CRF450R	02-08	AB221010	47.73 L
450	CRF450R	09-12	AB221059	40.12 L

CC	APPLICATION	YEAR	PART #	
<b>HONDA CONTINUED</b>				
450	CRF450R	13-15	132567	39.35 L
450	CRF450X	05-15	AB221010	47.73 L
480	CR480R	82-83	AB221021	33.90 L
500	CR500R	84-89	AB221021	33.90 L
500	CR500R	90-01	AB221018	42.39 L
500	NX500 (EURO)	93-99	AB221021	33.90 L
500	XL500R	82	AB221021	33.90 L
500	XL500S	79-81	AB221029	41.10 L
500	XR500	79-80	AB221029	41.10 L
500	XR500R	81-84	AB221021	33.90 L
600	XL600R	83-87	AB221021	33.90 L
600	XR600R	85-00	AB221021	33.90 L
650	FMX650 (EURO)	05-06	AB221021	33.90 L
650	FX650 (EURO)	99-00	AB221021	33.90 L
650	XR650L	93-15	AB221021	33.90 L
650	XR650R	00-07	AB221018	42.39 L

<b>HUSABERG</b>				
	1989-2008 ALL MODELS	ALL	AB221032	23.01 L
250	FE250	13-14	AB221026	30.05 L
250	TE250	11-14	AB221026	30.05 L
300	TE300	11-14	AB221026	30.05 L
350	FE350	13-14	AB221026	30.05 L
390	390FE	10-11	AB221026	30.05 L
450	450FC	01-05	AB221032	23.01 L
450	450FE	04-08	AB221032	23.01 L
450	450FE	09-11	AB221026	30.05 L
450	450FE-E	01-03	AB221032	23.01 L
450	450FS	04	AB221032	23.01 L
450	450FS-C	01-06	AB221032	23.01 L
450	450FS-E	01-08	AB221032	23.01 L
450	450FX	10-11	AB221026	30.05 L
450	450FX-E	01-03	AB221032	23.01 L
450	FE450	14	AB221026	30.05 L
501	FE501	13-14	AB221026	30.05 L
550	550FE	07-08	AB221032	23.01 L
550	550FS-E	07	AB221032	23.01 L
570	570FE	09-11	AB221026	30.05 L
570	570FS	10-11	AB221026	30.05 L
650	650FC	04-05	AB221032	23.01 L
650	650FE	04-08	AB221032	23.01 L
650	650FS	04-08	AB221032	23.01 L
650	650FS-C	05-06	AB221032	23.01 L
650	650FS-E	05-07	AB221032	23.01 L

<b>HUSQVARNA</b>				
65	CR65	12	AB221047	28.00 L
85	TC 85	14-15	AB221047	28.00 L
125	CR125	93-98	AB221032	23.01 L
125	CR125	99-13	AB221061	30.99 L
125	SM125	98	AB221032	23.01 L
125	TC 125	14-15	AB221026	30.05 L
125	TE 125	15	AB221026	30.05 L
125	WR125	98-07	AB221032	23.01 L
125	WR125	08-13	AB221061	30.99 L
125	WRE125	95	AB221032	23.01 L
125	WXC-WXE 125	94-95	AB221032	23.01 L
240	WR240	88	AB221032	23.01 L
250	CR250	93	AB221032	23.01 L
250	CR250	99-04	AB221061	30.99 L

## ALL BALLS DIRT BIKE STEERING STEM BEARING KITS CONTINUED

CC	APPLICATION	YEAR	PART #
<b>HUSQVARNA CONTINUED</b>			
250	FC 250	14-15	AB221026 30.05 L
250	FE 250	14-15	AB221026 30.05 L
250	TC 250	14-15	AB221026 30.05 L
250	TC250	03-13	AB221061 30.99 L
250	TE 250	14-15	AB221026 30.05 L
250	TE250	03-07	AB221032 23.01 L
250	TE250	08-13	AB221061 30.99 L
250	TXC250	08-13	AB221061 30.99 L
250	WR250	88-07	AB221032 23.01 L
250	WR250	08-13	AB221061 30.99 L
250	WXC-WXE 250	93-95	AB221032 23.01 L
250	XC250	88	AB221032 23.01 L
300	TE 300	14-15	AB221026 30.05 L
300	WR300	08-13	AB221061 30.99 L
310	TE310	09-13	AB221061 30.99 L
310	TXC310	12-13	AB221061 30.99 L
350	FC 350	14-15	AB221026 30.05 L
350	FE 350	14-15	AB221026 30.05 L
350	FE 350S	15	AB221026 30.05 L
350	TE350	95	AB221032 23.01 L
350	WXC-WXE 350	92-94	AB221032 23.01 L
350	WXE350	91	AB221032 23.01 L
360	CR360	93	AB221032 23.01 L
360	WR360	98-02	AB221032 23.01 L
360	WXC-WXE 360	93-95	AB221032 23.01 L
400	SM400R	04	AB221032 23.01 L
400	TE400	01	AB221032 23.01 L
400	WR400	88	AB221032 23.01 L
410	TE410	99-01	AB221032 23.01 L
410	TE410E	99	AB221032 23.01 L
430	CR430	88	AB221032 23.01 L
430	WR430	88	AB221032 23.01 L
430	XC430	88	AB221032 23.01 L
450	FC 450	14-15	AB221026 30.05 L
450	FE 450	14	AB221026 30.05 L
450	SM450	10	AB221061 30.99 L
450	SM450R	03-07	AB221032 23.01 L
450	SM450R	08-09	AB221061 30.99 L
450	TC450	03-10	AB221061 30.99 L
450	TE TC TXC 449	11-13	AB221061 30.99 L
450	TE450	03-07	AB221032 23.01 L
450	TE450	08-10	AB221061 30.99 L
450	TXC450	08-10	AB221061 30.99 L
500	FE 501	14-15	AB221026 30.05 L
500	FE 501S	15	AB221026 30.05 L
510	SM510	10	AB221061 30.99 L
510	SM510R	05-07	AB221032 23.01 L
510	SM510R	08-09	AB221061 30.99 L
510	TC510	88-90	AB221032 23.01 L
510	TC510	05-09	AB221061 30.99 L
510	TE510	88-07	AB221032 23.01 L
510	TE510	09-10	AB221061 30.99 L
510	TX510	88	AB221032 23.01 L
510	TXC510	08-10	AB221061 30.99 L
511	TE TXC 511	12-13	AB221061 30.99 L
530	SM530R	09	AB221061 30.99 L
570	SMR570	01-04	AB221032 23.01 L
570	TC570	01-02	AB221061 30.99 L
570	TE570	01-04	AB221032 23.01 L
610	SM610	01-07	AB221032 23.01 L

CC	APPLICATION	YEAR	PART #
<b>HUSQVARNA CONTINUED</b>			
610	SM610	08	AB221061 30.99 L
610	SMR610	00-01	AB221032 23.01 L
610	TC610	98	AB221032 23.01 L
610	TC610	99-00	AB221061 30.99 L
610	TE610	98-07	AB221032 23.01 L
610	TE610	08	AB221061 30.99 L
610	WXC-WXE 610	93-95	AB221032 23.01 L
610	WXE-WMX 610	91	AB221032 23.01 L
630	SMS630	10-11	AB221061 30.99 L
630	TE630	10-11	AB221061 30.99 L
<b>KAWASAKI</b>			
60	KX60	83-03	AB221040 42.39 L
65	KX65	00-15	AB221022 30.05 L
80	KD80	75-90	AB221040 42.39 L
80	KX80	86-00	AB221022 30.05 L
85	KX85	01-15	AB221022 30.05 L
100	KD100	76-79	AB221040 42.39 L
100	KE100	76-01	AB221040 42.39 L
100	KM100	76-81	AB221040 42.39 L
100	KX100	95-15	AB221022 30.05 L
110	KLX110	02-09	AB221040 42.39 L
110	KLX110	10-15	132514 44.23 L
110	KLX110L	10-15	132514 44.23 L
125	KLX125	03-06	AB221006 35.70 L
125	KLX125L	03-06	AB221006 35.70 L
125	KX125	78-81	AB221022 30.05 L
125	KX125	82-91	AB221004 33.90 L
125	KX125	92-05	AB221023 33.90 L
140	KLX140	08-15	AB221022 30.05 L
140	KLX140L	08-15	AB221022 30.05 L
175	KDX175	80-82	AB221022 30.05 L
200	KDX200	83-06	AB221004 33.90 L
220	KDX220	97-05	AB221004 33.90 L
250	KDX250	80	AB221022 30.05 L
250	KDX250	81-94	AB221004 33.90 L
250	KL250 SUPER SHERPA	00-10	AB221009 33.90 L
250	KLR250	85-05	AB221009 33.90 L
250	KLX250	79-80	AB221022 30.05 L
250	KLX250R	94-96	AB221004 33.90 L
250	KLX250S	06-14	AB221004 33.90 L
250	KLX250SF	09-10	AB221004 33.90 L
250	KX250	74-78	AB221022 30.05 L
250	KX250	79-91	AB221004 33.90 L
250	KX250	92-07	AB221023 33.90 L
250	KX250F	04-15	AB221023 33.90 L
300	KLX300(R)	97-07	AB221004 33.90 L
400	KDX400	79-80	AB221022 30.05 L
400	KLX400R	03	AB221013 44.78 L
400	KLX400SR	03	AB221013 44.78 L
400	KX400	75-76	AB221022 30.05 L
420	KDX420	81	AB221004 33.90 L
420	KX420	80-81	AB221004 33.90 L
450	KDX450	82	AB221004 33.90 L
450	KLX450R	08-09	AB221023 33.90 L
450	KX450F	06-15	AB221023 33.90 L
500	KX500	83-04	AB221004 33.90 L
600	KL600	84-86	AB221009 33.90 L
650	KL650 A (KLR)	87-07	AB221009 33.90 L
650	KL650 B (KLR)	90-91	AB221009 33.90 L

- accessories
- body
- handlebar & grips
- cables & levers
- exhaust
- engine
- fuel & intake
- electrical & ignition
- clutch
- drive
- bearings
- brakes
- steering & suspension**
- tires
- tools & shop

# STEERING & SUSPENSION

## ALL BALLS DIRT BIKE STEERING STEM BEARING KITS CONTINUED

CC	APPLICATION	YEAR	PART #		
<b>KAWASAKI CONTINUED</b>					
650	KL650 E (KLR)	08-15	AB221009	33.90	L
650	KLX650 C	93-96	AB221004	33.90	L
650	KLX650D1	96	AB221004	33.90	L
650	KLX650R	93-96	AB221004	33.90	L
<b>KTM</b>					
50	50 SX	06-15	AB221047	28.00	L
50	50 SXS	11-14	AB221047	28.00	L
50	SM 50	06	AB221047	28.00	L
50	SX 50 MINI	09-15	AB221047	28.00	L
50	SX PRO JR 50	09	AB221047	28.00	L
50	SX PRO SR 50	05	AB221047	28.00	L
60	SX 60	98-00	AB221047	28.00	L
65	SX 65	98-15	AB221047	28.00	L
65	SXS 65	13-14	AB221047	28.00	L
65	XC 65	08-09	AB221047	28.00	L
85	SX 85	03-15	AB221047	28.00	L
85	SXS 85	13-14	AB221047	28.00	L
85	XC 85	08-09	AB221047	28.00	L
105	SX 105	06-11	AB221047	28.00	L
105	XC 105	08-09	AB221047	28.00	L
125	EGS 125	93-99	AB221026	30.05	L
125	EXC 125	93-09	AB221026	30.05	L
125	EXE 125	00-01	AB221026	30.05	L
125	SX 125	93-15	AB221026	30.05	L
125	SXS 125	04	AB221026	30.05	L
144	SX 144	07-08	AB221026	30.05	L
150	SX 150	09-15	AB221026	30.05	L
150	XC 150	10-14	AB221026	30.05	L
200	EGS 200	98-99	AB221026	30.05	L
200	EXC 200	98-05	AB221026	30.05	L
200	MXC 200	98-03	AB221026	30.05	L
200	SX 200	00-04	AB221026	30.05	L
200	XC 200	06-09	AB221026	30.05	L
200	XC-W 200	06-15	AB221026	30.05	L
250	EGS 250	94-99	AB221026	30.05	L
250	EXC 250	94-05	AB221026	30.05	L
250	EXC-G 250 RACING	02-05	AB221026	30.05	L
250	FREERIDE 250 R	15	AB221026	30.05	L
250	MXC 250	98-01	AB221026	30.05	L
250	SX 250	94-15	AB221026	30.05	L
250	SX-F 250	05-15	AB221026	30.05	L
250	SXS 250	01-04	AB221026	30.05	L
250	XC 250	06-15	AB221026	30.05	L
250	XC-F 250	07-15	AB221026	30.05	L
250	XC-FW 250	07-15	AB221026	30.05	L
250	XC-W 250	06-15	AB221026	30.05	L
300	EGS 300	94-99	AB221026	30.05	L
300	EXC 300	94-05	AB221026	30.05	L
300	MXC 300	94-05	AB221026	30.05	L
300	SX 300	94	AB221026	30.05	L
300	XC 300	06-15	AB221026	30.05	L
300	XC-W 300	06-15	AB221026	30.05	L
300	XC-W 300 SIX DAYS	15	AB221026	30.05	L
350	EXC-F 350	13-15	AB221026	30.05	L
350	LC4 350	94-95	AB221026	30.05	L
350	SX-F 350	11-15	AB221026	30.05	L
350	XC-F 350	11-15	AB221026	30.05	L
350	XC-FW 350	12-15	AB221026	30.05	L
350	XC-FW 350 SIX DAYS	15	AB221026	30.05	L

CC	APPLICATION	YEAR	PART #		
<b>KTM CONTINUED</b>					
360	EGS 360	96-97	AB221026	30.05	L
360	EXC 360	96-97	AB221026	30.05	L
360	MXC 360	96-97	AB221026	30.05	L
360	SX 360	96-97	AB221026	30.05	L
380	EGS 380	98-99	AB221026	30.05	L
380	EXC 380	98-02	AB221026	30.05	L
380	MXC 380	98-01	AB221026	30.05	L
380	SX 380	98-02	AB221026	30.05	L
400	COMP. 400	95-99	AB221026	30.05	L
400	DUKE 400	94-95	AB221026	30.05	L
400	EGS 400	94-97	AB221026	30.05	L
400	EGS-E 400	97	AB221026	30.05	L
400	EXC 400	94-02	AB221026	30.05	L
400	EXC-G 400	04-06	AB221026	30.05	L
400	LC4 400	98-99	AB221026	30.05	L
400	LC4-E 400	00-01	AB221026	30.05	L
400	LSE 400	97	AB221026	30.05	L
400	MXC 400	01-02	AB221026	30.05	L
400	RXC 400	95-98	AB221026	30.05	L
400	SC 400	00	AB221026	30.05	L
400	SX 400	98-02	AB221026	30.05	L
400	SXC 400	97-00	AB221026	30.05	L
400	TXC 400	98	AB221026	30.05	L
400	XC-W 400	07-10	AB221026	30.05	L
440	EXC 440	94-95	AB221026	30.05	L
440	MXC 440	94	AB221026	30.05	L
440	SX 440	94	AB221026	30.05	L
450	EXC 450	03-11	AB221026	30.05	L
450	EXC-G 450	04-07	AB221026	30.05	L
450	EXC-R 450	08	AB221026	30.05	L
450	MXC-G 450	03-05	AB221026	30.05	L
450	SMR 450	05-07	AB221026	30.05	L
450	SMS 450	03-04	AB221026	30.05	L
450	SX 450	03-06	AB221026	30.05	L
450	SX-F 450	07-15	AB221026	30.05	L
450	SXS 450	03-04	AB221026	30.05	L
450	XC 450	04-07	AB221026	30.05	L
450	XC-F 450	08-15	AB221026	30.05	L
450	XCR-W 450	08	AB221026	30.05	L
450	XC-W 450	07-15	AB221026	30.05	L
500	EXC 500	12-15	AB221026	30.05	L
500	LC4 500	91-92	AB221026	30.05	L
500	XC-W 500	12-15	AB221026	30.05	L
505	SX-F 505	08	AB221026	30.05	L
505	XC-F 505	08-09	AB221026	30.05	L
520	EXC 520	00-02	AB221026	30.05	L
520	MXC 520	01-02	AB221026	30.05	L
520	SX 520	00-02	AB221026	30.05	L
525	EXC 525	03-07	AB221026	30.05	L
525	MXC-G 525	03-05	AB221026	30.05	L
525	SMR 525	05	AB221026	30.05	L
525	SX 525	03-06	AB221026	30.05	L
525	XC 525	06-07	AB221026	30.05	L
525	XC-W 525	07	AB221026	30.05	L
530	EXC 530	10-11	AB221026	30.05	L
530	EXC-R 530	08-09	AB221026	30.05	L
530	XCR-W 530	08	AB221026	30.05	L
530	XC-W 530	09-11	AB221026	30.05	L
540	SXS 540	01-06	AB221026	30.05	L
550	MXC 550	94-96	AB221026	30.05	L

## ALL BALLS DIRT BIKE STEERING STEM BEARING KITS CONTINUED

CC	APPLICATION	YEAR	PART #
<b>KTM CONTINUED</b>			
560	SMR 560	06-07	AB221026 30.05 L
600	LC4 600	91-92	AB221026 30.05 L
620	620 TXC	98	AB221026 30.05 L
620	COMP LIMITED 620	97	AB221026 30.05 L
620	COMP. 620	94-99	AB221026 30.05 L
620	EGS 620	94-97	AB221026 30.05 L
620	EGS-E 620	97	AB221026 30.05 L
620	EXC 620	94-95	AB221026 30.05 L
620	LC4 620	97-98	AB221026 30.05 L
620	LC4 COMP 620	99	AB221026 30.05 L
620	LC4 SUPER MOTO 620	99	AB221026 30.05 L
620	RXC 620	95-97	AB221026 30.05 L
620	SUPER MOTO 620	98	AB221026 30.05 L
620	SX 620	97-99	AB221026 30.05 L
620	SXC 620	97	AB221026 30.05 L
620	TXC 620	98	AB221026 30.05 L
625	SMC 625	04-06	AB221026 30.05 L
625	SXC 625	03-05	AB221026 30.05 L
640	640 LC4	98-02	AB221026 30.05 L
640	640 LC4 ENDURO	03-04	AB221026 30.05 L
640	640 LC4 SUPERMOTO	02-05	AB221026 30.05 L
640	ADVENTURE 640	98-07	AB221026 30.05 L
640	LC4 640	05	AB221026 30.05 L
640	SC SUPER MOTO 640	00-01	AB221026 30.05 L
640	SUPER MOTO 640	99	AB221026 30.05 L
660	660 RALLY FACTORY REPL.	06-07	AB221026 30.05 L
660	660 RALLYE	01-05	AB221026 30.05 L
690	660 RALLY FACTORY REPL.	08-09	AB221026 30.05 L
690	ENDURO R 690	09-15	AB221026 30.05 L
690	SMC 690	09-10	AB221026 30.05 L
690	SUPERMOTO 690	07	AB221026 30.05 L
950	ADVENTURE 950	03-06	AB221026 30.05 L
950	SUPER ENDURO 950	07	AB221026 30.05 L
950	SUPERMOTO 950	05-07	AB221026 30.05 L
990	ADVENTURE 990	07-13	AB221026 30.05 L
990	SUPERMOTO 990	10-11	AB221026 30.05 L
1190	ADVENTURE 1190	14-15	AB221026 30.05 L
<b>MONTESA</b>			
300	315R	00-04	AB221021 33.90 L
440	4RT	05-07	AB221021 33.90 L
<b>SHERCO</b>			
80	TRIALS 0.80	04-13	AB221047 28.00 L
125	TRIALS 1.25	99-14	AB221047 28.00 L
200	TRIALS 2.0	99-09	AB221047 28.00 L
250	ENDURO 2.5I	08-14	AB221024 33.90 L
250	SX 2.5I	10	AB221024 33.90 L
250	TRIALS 2.5	99-13	AB221047 28.00 L
290	TRIALS 2.9	99-13	AB221047 28.00 L
290	TRIALS 3.0	13	AB221047 28.00 L
300	ENDURO 3.0I	10-14	AB221024 33.90 L
300	SE-R 250 2T	14	AB221024 33.90 L
300	SE-R 300 2T	14	AB221024 33.90 L
320	TRIALS 3.2 4T	07-09	AB221047 28.00 L
450	ENDURO 4.5I	04-12	AB221024 33.90 L
450	SUPERMOTARD 4.5I	04-08	AB221024 33.90 L
510	ENDURO 5.1I	07-12	AB221024 33.90 L
510	SUPERMOTARD 5.1I	07-08	AB221024 33.90 L

CC	APPLICATION	YEAR	PART #
<b>SUZUKI</b>			
50	RM50	78-80	AB221042 35.70 L
60	RM60	79-83	AB221042 35.70 L
60	RM60	03	AB221040 42.39 L
65	RM65	03-05	AB221022 30.05 L
70	DR-Z 70	08-09	AB221042 35.70 L
75	TS75	75-77	AB221042 35.70 L
80	DS80	78-00	AB221042 35.70 L
80	JR80	01-04	AB221042 35.70 L
80	RM80	77-85	AB221042 35.70 L
80	RM80	86-89	AB221045 41.54 L
80	RM80	90-01	AB221006 35.70 L
85	RM85	02-12	AB221006 35.70 L
85	RM85L	03-12	AB221006 35.70 L
90	RV90	72-77	AB221042 35.70 L
100	DR100	83-90	AB221042 35.70 L
100	DS100	78-81	AB221042 35.70 L
100	RM100	76-78	AB221005 39.35 L
100	RM100	79-81	AB221007 38.16 L
100	RM100	03	AB221022 30.05 L
100	SP100	83	AB221042 35.70 L
100	TS100	73-81	AB221042 35.70 L
110	DRZ110	03-05	AB221040 42.39 L
125	DR125	82-84	AB221042 35.70 L
125	DR125	86-88	AB221019 40.19 L
125	DR125SE	94-02	AB221004 33.90 L
125	DR-Z125	03-14	AB221006 35.70 L
125	DR-Z125L	03-14	AB221006 35.70 L
125	DS125	79-81	AB221042 35.70 L
125	RM125	75-78	AB221005 39.35 L
125	RM125	79-80	AB221007 38.16 L
125	RM125	81-86	AB221019 40.19 L
125	RM125	88	AB221024 33.90 L
125	RM125	89-90	AB221024 33.90 L
125	RM125	91-92	AB221001 38.16 L
125	RM125	93-04	AB221013 44.78 L
125	RM125	05-08	AB221048 48.47 L
125	RV 125 (EURO)	03-10	AB221004 33.90 L
125	RV125	74-77	AB221042 35.70 L
125	SP125	82-88	AB221019 40.19 L
125	TC125	73-77	AB221042 35.70 L
125	TF125 (NZ AU)	79-11	AB221042 35.70 L
125	TM125	73-75	AB221042 35.70 L
125	TS125	71-81	AB221042 35.70 L
175	PE175	78-79	AB221005 39.35 L
175	PE175	80-84	AB221004 33.90 L
175	RS175	80-82	AB221004 33.90 L
185	DS185	78-80	AB221042 35.70 L
185	TC185	74-77	AB221042 35.70 L
200	DR200 SE	96-09	AB221004 33.90 L
200	SP200	86-88	AB221019 40.19 L
250	DR250	82-85	AB221019 40.19 L
250	DR250	90-93	AB221004 33.90 L
250	DR250S	90-95	AB221004 33.90 L
250	DRZ250 CA MODEL CV CARB	01-07	AB221013 44.78 L
250	DRZ250 NON CA MODELS PUMPER CARB	01-07	AB221013 44.78 L
250	DS250	80	AB221005 39.35 L
250	PE250	77-79	AB221005 39.35 L
250	PE250	80-81	AB221004 33.90 L

- accessories
- body
- handlebar & grips
- cables & levers
- exhaust
- engine
- fuel & intake
- electrical & ignition
- clutch
- drive
- bearings
- brakes
- steering & suspension
- tires
- tools & shop

# STEERING & SUSPENSION

## ALL BALLS DIRT BIKE STEERING STEM BEARING KITS CONTINUED

- accessories
- body
- handlebar & grips
- cables & levers
- exhaust
- engine
- fuel & intake
- electrical & ignition
- clutch
- drive
- bearings
- brakes
- steering & suspension
- tires
- tools & shop

CC	APPLICATION	YEAR	PART #	
<b>SUZUKI CONTINUED</b>				
250	RL250	74-75	AB221042 35.70	L
250	RM250	76-78	AB221005 39.35	L
250	RM250	79-80	AB221007 38.16	L
250	RM250	81-86	AB221019 40.19	L
250	RM250	88	AB221004 33.90	L
250	RM250	89-90	AB221024 33.90	L
250	RM250	91-92	AB221001 38.16	L
250	RM250	93-04	AB221013 44.78	L
250	RM250	05-08	AB221048 48.47	L
250	RMX250	89-90	AB221024 33.90	L
250	RMX250	91-92	AB221001 38.16	L
250	RMX250	93-98	AB221013 44.78	L
250	RMZ250	04-06	AB221023 33.90	L
250	RMZ250	07	AB221013 44.78	L
250	RMZ250	08-15	AB221058 44.73	L
250	RS250	80-81	AB221004 33.90	L
250	SP250	82-85	AB221019 40.19	L
250	TM250 CHAMPION	72-75	AB221005 39.35	L
250	TS250 SAVAGE	69-81	AB221005 39.35	L
350	DR350	90-99	AB221004 33.90	L
350	DR350SE	90-99	AB221004 33.90	L
370	DR370	78-79	AB221005 39.35	L
370	RM370	76-77	AB221005 39.35	L
370	SP370	78-79	AB221005 39.35	L
400	DR400	80	AB221004 33.90	L
400	DRZ400E	00-03	AB221013 44.78	L
400	DRZ400E CA MODEL CV CARB	04-07	AB221013 44.78	L
400	DRZ400E NON CA MODELS PUMPER CARB	04-07	AB221013 44.78	L
400	DRZ400K	00-03	AB221013 44.78	L
400	DRZ400S	00-14	AB221013 44.78	L
400	DRZ400SM	05-14	AB221013 44.78	L
400	PE400	80-81	AB221004 33.90	L
400	RM400	78	AB221005 39.35	L
400	RM400	79-80	AB221007 38.16	L
400	TM400	71-75	AB221005 39.35	L
400	TS400 APACHE	72-77	AB221005 39.35	L
450	RMX450	10-11	AB221058 44.73	L
450	RMZ450	05-07	AB221048 48.47	L
450	RMZ450	08-15	AB221058 44.73	L
465	RM465	81-82	AB221019 40.19	L
500	DR500	81-83	AB221004 33.90	L
500	RM500	83-84	AB221019 40.19	L
500	SP500	81-83	AB221004 33.90	L
600	SP600	85	AB221019 40.19	L
650	DR650RS (EURO)	90-96	AB221004 33.90	L
650	DR650SE	90-91	AB221019 40.19	L
650	DR650SE	92-95	AB221004 33.90	L
650	DR650SE	96-14	AB221013 44.78	L
650	XF650 FREEWIND (EURO)	97-01	AB221013 44.78	L
800	DR800 (EURO)	90-97	AB221004 33.90	L

CC	APPLICATION	YEAR	PART #	
<b>TM</b>				
85	MX 85	06-09	AB221022 30.05	L
125	EN 125	96-97	AB221022 30.05	L
125	EN 125	98-01	AB221003 33.90	L
125	EN 125	02-11	AB221010 47.73	L
125	MX 125	96-97	AB221022 30.05	L
125	MX 125	98-01	AB221003 33.90	L
125	MX 125	02-11	AB221010 47.73	L
125	SMR 125	09	AB221010 47.73	L
125	SMX 125	05-08	AB221010 47.73	L
144	EN 144	08-11	AB221010 47.73	L
144	MX 144	08-11	AB221010 47.73	L
250	EN 250	96-97	AB221022 30.05	L
250	EN 250	98-01	AB221003 33.90	L
250	EN 250	02-11	AB221010 47.73	L
250	EN 250F	02-11	AB221010 47.73	L
250	MX 250	96-97	AB221022 30.05	L
250	MX 250	98-01	AB221003 33.90	L
250	MX 250	02-11	AB221010 47.73	L
250	MX 250F	02-11	AB221010 47.73	L
300	EN 300	97	AB221022 30.05	L
300	EN 300	98-01	AB221003 33.90	L
300	EN 300	02-11	AB221010 47.73	L
300	MX 300	97	AB221022 30.05	L
300	MX 300	98-01	AB221003 33.90	L
300	MX 300	02-11	AB221010 47.73	L
400	EN 400F	02-03	AB221010 47.73	L
400	MX 400F	02-03	AB221010 47.73	L
450	EN 450F	04-11	AB221010 47.73	L
450	MX 450F	04-11	AB221010 47.73	L
450	SM 450F	08	AB221010 47.73	L
450	SMR 450F	09	AB221010 47.73	L
450	SMX 450F	05-07	AB221010 47.73	L
530	EN 530F	02-11	AB221010 47.73	L
530	MX 530F	02-11	AB221010 47.73	L
530	SMR 530F	08-09	AB221010 47.73	L
660	SMX 660	06-07	AB221010 47.73	L
660	SMX 660F	08-09	AB221010 47.73	L
660	SMX 660S	05	AB221010 47.73	L
<b>YAMAHA</b>				
50	DT50	88-90	AB221008 41.10	L
50	PW50	81-15	132516 26.98	L
50	QT50	79-87	132516 26.98	L
50	TTR50	06-15	AB221008 41.10	L
50	YZ50	80	AB221008 41.10	L
60	YZ60	81-83	AB221008 41.10	L
80	BW80	86-90	AB221008 41.10	L
80	DT80	81-83	AB221008 41.10	L
80	GT80	73-80	AB221008 41.10	L
80	LB80	76-78	AB221008 41.10	L
80	MX80	80-82	AB221008 41.10	L
80	PW80	83-06	AB221008 41.10	L



## ALL BALLS DIRT BIKE STEERING STEM BEARING KITS CONTINUED

CC	APPLICATION	YEAR	PART #
<b>YAMAHA CONTINUED</b>			
80	TY80	74-75	<b>AB221008 41.10</b> L
80	YZ80	74-83	<b>AB221008 41.10</b> L
80	YZ80	84-92	<b>AB221033 35.70</b> L
80	YZ80	93-01	<b>AB221022 30.05</b> L
85	YZ85	02-15	<b>AB221022 30.05</b> L
90	TTR90	00-07	<b>AB221008 41.10</b> L
100	DT100	74-83	<b>AB221008 41.10</b> L
100	MX100	74-83	<b>AB221008 41.10</b> L
100	RT100	90-00	<b>AB221008 41.10</b> L
100	YZ100	76-81	<b>AB221008 41.10</b> L
100	YZ100	82-83	<b>AB221004 33.90</b> L
110	TTR110	08-15	<b>AB221033 35.70</b> L
125	DT X 125 (EURO)	05-06	<b>AB221004 33.90</b> L
125	DT125	74-81	<b>AB221008 41.10</b> L
125	DT125 (EURO)	99-00	<b>AB221025 43.29</b> L
125	DT125 (EURO)	05-06	<b>AB221004 33.90</b> L
125	IT125	80-81	<b>AB221008 41.10</b> L
125	MX125	74-76	<b>AB221008 41.10</b> L
125	TT125	00	<b>AB221033 35.70</b> L
125	TTR125 DRUM BRAKE	00-09	<b>AB221033 35.70</b> L
125	TTR125L DISC BRAKE	00-15	<b>AB221033 35.70</b> L
125	XT125	82-83	<b>AB221008 41.10</b> L
125	XTZ 125 (SA)	03-10	<b>AB221033 35.70</b> L
125	YZ125	74-76	<b>AB221008 41.10</b> L
125	YZ125	77-86	<b>AB221004 33.90</b> L
125	YZ125	87-95	<b>AB221024 33.90</b> L
125	YZ125	96-15	<b>AB221001 38.16</b> L
175	DT175	74-81	<b>AB221008 41.10</b> L
175	IT175	77-83	<b>AB221004 33.90</b> L
175	MX175	74-81	<b>AB221008 41.10</b> L
175	TY175	75-76	<b>AB221008 41.10</b> L
175	YZ175	76	<b>AB221008 41.10</b> L
180	RT180	90-98	<b>AB221008 41.10</b> L
200	AG200	84-06	<b>AB221008 41.10</b> L
200	BW200	85-88	<b>AB221008 41.10</b> L
200	IT200	84-86	<b>AB221004 33.90</b> L
200	TW200 TRAILWAY	87-15	<b>AB221008 41.10</b> L
200	WR200	92	<b>AB221024 33.90</b> L
200	XT200	82-83	<b>AB221008 41.10</b> L
225	TT225	86-87	<b>AB221025 43.29</b> L
225	TTR225	99-04	<b>AB221025 43.29</b> L
225	XT225	92-07	<b>AB221025 43.29</b> L
230	TTR230	05-15	<b>AB221004 33.90</b> L
250	DT250	72-79	<b>AB221008 41.10</b> L
250	IT250	77-83	<b>AB221004 33.90</b> L
250	MX250	73-75	<b>AB221008 41.10</b> L
250	TT250	80-82	<b>AB221008 41.10</b> L
250	TTR250	99-06	<b>AB221024 33.90</b> L
250	TY250	74-77	<b>AB221008 41.10</b> L
250	WR250	91-97	<b>AB221024 33.90</b> L

CC	APPLICATION	YEAR	PART #
<b>YAMAHA CONTINUED</b>			
250	WR250F	01-15	<b>AB221001 38.16</b> L
250	WR250R DUAL SPORT	08-15	<b>AB221001 38.16</b> L
250	WR250X SUPERMOTO	08-11	<b>AB221001 38.16</b> L
250	XT250	80-83	<b>AB221008 41.10</b> L
250	XT250	84	<b>AB221004 33.90</b> L
250	XT250	08-15	<b>AB221022 30.05</b> L
250	XTZ 250 (SA)	07-12	<b>AB221004 33.90</b> L
250	YZ250	74-76	<b>AB221008 41.10</b> L
250	YZ250	77-87	<b>AB221004 33.90</b> L
250	YZ250	88-95	<b>AB221024 33.90</b> L
250	YZ250	96-15	<b>AB221001 38.16</b> L
250	YZ250F	01-15	<b>AB221001 38.16</b> L
250	YZ250FX	15	<b>AB221001 38.16</b> L
350	BW350	87-88	<b>AB221025 43.29</b> L
350	TT350	86-87	<b>AB221004 33.90</b> L
350	TY350	85-86	<b>AB221022 30.05</b> L
350	XT350	85-00	<b>AB221004 33.90</b> L
360	DT 360	73-74	<b>AB221008 41.10</b> L
360	MX 360	74	<b>AB221008 41.10</b> L
360	RT 360	70-73	<b>AB221008 41.10</b> L
400	DT400	75-78	<b>AB221008 41.10</b> L
400	IT400	76	<b>AB221008 41.10</b> L
400	IT400	77-79	<b>AB221004 33.90</b> L
400	MX400	75	<b>AB221008 41.10</b> L
400	WR400F	98-00	<b>AB221001 38.16</b> L
400	YZ400	76	<b>AB221008 41.10</b> L
400	YZ400	77-79	<b>AB221004 33.90</b> L
400	YZ400F	98-99	<b>AB221001 38.16</b> L
425	IT425	80	<b>AB221004 33.90</b> L
426	WR426F	01-02	<b>AB221001 38.16</b> L
426	YZ426F	00-02	<b>AB221001 38.16</b> L
450	WR450F	03-15	<b>AB221001 38.16</b> L
450	YZ450F	03-15	<b>AB221001 38.16</b> L
465	IT465	81-82	<b>AB221004 33.90</b> L
465	YZ465	80-81	<b>AB221004 33.90</b> L
490	IT490	83-84	<b>AB221004 33.90</b> L
490	YZ490	82-90	<b>AB221004 33.90</b> L
500	SC500	73-74	<b>AB221008 41.10</b> L
500	TT500	76-81	<b>AB221008 41.10</b> L
500	WR500	92-93	<b>AB221024 33.90</b> L
500	XT500	76-81	<b>AB221008 41.10</b> L
550	XT550	82-83	<b>AB221004 33.90</b> L
600	TT600	83-86	<b>AB221004 33.90</b> L
600	XT600	84-95	<b>AB221004 33.90</b> L
600	XT600 (SA)	96-02	<b>AB221004 33.90</b> L
600	XT600E (EURO)	96-02	<b>AB221004 33.90</b> L

- accessories
- body
- handlebar & grips
- cables & levers
- exhaust
- engine
- fuel & intake
- electrical & ignition
- clutch
- drive
- bearings
- brakes
- steering & suspension**
- tires
- tools & shop

# STEERING & SUSPENSION

- accessories
- body
- handlebar & grips
- cables & levers
- exhaust
- engine
- fuel & intake
- electrical & ignition
- clutch
- drive
- bearings
- brakes
- steering & suspension**
- tires
- tools & shop

## STEERING STEM BEARING KITS

- Includes necessary bearings and seals to completely rebuild each wheel
- ATV front wheel bearing kits will do both front wheels



MODEL	YEAR	PART #			
<b>GASGAS</b>					
EC 125	03-05	840557	49.95	G	
EC 125	06-11	840560	49.95	G	
EC 200	03-05	840557	49.95	G	
EC 200	06-11	840560	49.95	G	
EC 250	03-05	840557	49.95	G	
EC 250	06-11	840560	49.95	G	
EC 300	03-05	840557	49.95	G	
EC 300	06-11	840560	49.95	G	
MC 125	03-05	840557	49.95	G	
MC 125	06-09	840560	49.95	G	
MC 200	03-05	840557	49.95	G	
MC 200	06-08	840560	49.95	G	
MC 250	03-05	840557	49.95	G	
MC 250	06-09	840560	49.95	G	
MC 300	03-05	840557	49.95	G	
MC 300	06-08	840560	49.95	G	
SM 125	03-05	840557	49.95	G	
SM 125	06-08	840560	49.95	G	
SM 200	03-05	840557	49.95	G	
SM 200	06-08	840560	49.95	G	
SM 250	03-05	840557	49.95	G	
SM 250	06-08	840560	49.95	G	
SM 300	03-05	840557	49.95	G	
SM 300	06-08	840560	49.95	G	
TXT 125	03-06	840563	49.95	G	
TXT 200	03-06	840563	49.95	G	
TXT 250	03-06	840563	49.95	G	
TXT 280	03-06	840563	49.95	G	
TXT 300	03-06	840563	49.95	G	
<b>HONDA</b>					
CR 125R	85-89	840596	49.95	G	
CR 125R	90-92	840574	49.95	G	
CR 125R	93-94, 98-07	840585	49.95	G	
CR 125R	95-97	840577	49.95	G	
CR 250R	90-91	840574	49.95	G	
CR 250R	92-94, 97-07	840585	49.95	G	
CR 250R	95-96	840577	49.95	G	
CR 500R	90-01	840574	49.95	G	
CR 80R	87-02	840596	49.95	G	
CR 85R	03-07	840596	49.95	G	

MODEL	YEAR	PART #			
<b>HONDA CONTINUED</b>					
CRF 150F	03-16	840596	49.95	G	
CRF 150R	07-16	840596	49.95	G	
CRF 150RB	07-16	840596	49.95	G	
CRF 230F	03-16	840596	49.95	G	
CRF 250R	04-09	840585	49.95	G	
CRF 250R	10-13	840608	49.95	G	
CRF 250R	14-16	841413	49.95	G	
CRF 250X	04-15	840585	49.95	G	
CRF 450R	02-08	840585	49.95	G	
CRF 450R	09-12	840608	49.95	G	
CRF 450R	13-16	841413	49.95	G	
CRF 450X	05-15	840585	49.95	G	
XR 250R	85-04	840596	49.95	G	
XR 400R	96-04	840596	49.95	G	
XR 600R	85-00	840596	49.95	G	
XR 650L	93-15	840596	49.95	G	
XR 650R	00-07	840574	49.95	G	
CR 80RB	96-02	840596	49.95	G	
CR 85RB	03-07	840596	49.95	G	
CRF 230L	08-09	840607	49.95	G	
CRF 250L	13-15	840596	49.95	G	
XL 250R	85-87	840596	49.95	G	
XL 350R	85	840596	49.95	G	
XL 600R	86-87	840596	49.95	G	
XR 200R	85-02	840596	49.95	G	
XR 250L	91-96	840607	49.95	G	
XR 350R	85	840596	49.95	G	
<b>HUSABERG</b>					
FE 250	13	840678	49.95	G	
FE 350	13	840678	49.95	G	
FE 390E	10	840678	49.95	G	
FE 450E	09-10	840678	49.95	G	
FE 501	13	840678	49.95	G	
FE 570E	09-10	840678	49.95	G	
FX 450C	10	840678	49.95	G	
TE 250	12-13	840678	49.95	G	
<b>HUSQVARNA</b>					
CR 125	04-12	840628	49.95	G	
FC 250	14-15	840678	49.95	G	
FC 350	14-15	840678	49.95	G	

MODEL	YEAR	PART #			
<b>HUSQVARNA CONTINUED</b>					
FC 450	14-15	840678	49.95	G	
FE 250	14-15	840678	49.95	G	
FE 350	14-15	840678	49.95	G	
FE 350S	15	840678	49.95	G	
FE 501	14-15	840678	49.95	G	
FE 501S	15	840678	49.95	G	
SMR 450	04-07	840628	49.95	G	
SMR 450	08-09	840631	49.95	G	
SMR 510	04-07	840628	49.95	G	
SMR 510	08-09	840631	49.95	G	
SMR 610	04-07	840628	49.95	G	
SMR 610	08-09	840631	49.95	G	
TC 125	14-15	840678	49.95	G	
TC 250	04-13	840631	49.95	G	
TC 250	14-15	840678	49.95	G	
TC 450	04-13	840631	49.95	G	
TC 510	04-09	840631	49.95	G	
TC 85	14-15	841344	29.95	L	
TE 125	15	840678	49.95	G	
TE 250	04-07	840628	49.95	G	
TE 250	08-13	840631	49.95	G	
TE 250	14-15	840678	49.95	G	
TE 300	14-15	840678	49.95	G	
TE 310	08-13	840631	49.95	G	
TE 450	04-07	840628	49.95	G	
TE 450	08-13	840631	49.95	G	
TE 510	04-07	840628	49.95	G	
TE 510	08-13	840631	49.95	G	
TXC 250	08-13	840631	49.95	G	
TXC 450	08-13	840631	49.95	G	
TXC 510	08-13	840631	49.95	G	
WR 125	04-07	840628	49.95	G	
WR 125	08-12	840631	49.95	G	
WR 250	04-07	840628	49.95	G	
WR 250	08-12	840631	49.95	G	
<b>KAWASAKI</b>					
KDX 200	95-06	840636	49.95	G	
KDX 220	97-05	840636	49.95	G	
KDX 250	91-94	840636	49.95	G	
KLX 125	03-06	840745	49.95	G	
KLX 125L	03-06	840745	49.95	G	

# STEERING & SUSPENSION

## PIVOT WORKS DIRT BIKE STEERING STEM BEARING KITS CONT.

MODEL	YEAR	PART #		
<b>KAWASAKI CONTINUED</b>				
KLX 250	94-96	<b>840636</b>	<b>49.95</b>	G
KLX 300R	97-07	<b>840636</b>	<b>49.95</b>	G
KLX 400	03	<b>840650</b>	<b>49.95</b>	G
KLX 450R	08-09	<b>840655</b>	<b>49.95</b>	G
KX 100	95-15	<b>841343</b>	<b>39.95</b>	L
KX 125	85-91	<b>840662</b>	<b>49.95</b>	G
KX 125	92-05	<b>840655</b>	<b>49.95</b>	G
KX 250	85-91	<b>840662</b>	<b>49.95</b>	G
KX 250	92-07	<b>840655</b>	<b>49.95</b>	G
KX 250F	04-16	<b>840655</b>	<b>49.95</b>	G
KX 450F	06-16	<b>840655</b>	<b>49.95</b>	G
KX 500	85-04	<b>840662</b>	<b>49.95</b>	G
KX 65	00-15	<b>841343</b>	<b>39.95</b>	L
KX 80	88-00	<b>841343</b>	<b>39.95</b>	L
KX 85	01-15	<b>841343</b>	<b>39.95</b>	L
KLR 250	87-05	<b>841414</b>	<b>49.95</b>	G
KLR 650	87-15	<b>841414</b>	<b>49.95</b>	G
KLX 140	08-15	<b>841343</b>	<b>39.95</b>	L
KLX 650R	93-96	<b>840636</b>	<b>49.95</b>	G

<b>KTM</b>				
125 EXC	98-01	<b>840678</b>	<b>49.95</b>	G
125 SX	00-15	<b>840678</b>	<b>49.95</b>	G
200 EXC	98-05	<b>840678</b>	<b>49.95</b>	G
200 MXC	98-03	<b>840678</b>	<b>49.95</b>	G
200 SX	03-04	<b>840678</b>	<b>49.95</b>	G
200 XC	06-09	<b>840678</b>	<b>49.95</b>	G
200 XC-W	06-15	<b>840678</b>	<b>49.95</b>	G
250 EXC	98-04	<b>840678</b>	<b>49.95</b>	G
250 MXC	99-01	<b>840678</b>	<b>49.95</b>	G
250 SX	98-15	<b>840678</b>	<b>49.95</b>	G
250 SX-F	05-15	<b>840678</b>	<b>49.95</b>	G
250 XC	06-14	<b>840678</b>	<b>49.95</b>	G
250 XC-F	07-09, 12-15	<b>840678</b>	<b>49.95</b>	G
250 XCF-W	07-15	<b>840678</b>	<b>49.95</b>	G
250 XC-W	06-15	<b>840678</b>	<b>49.95</b>	G
300 EXC	98-05	<b>840678</b>	<b>49.95</b>	G
300 MXC	98-05	<b>840678</b>	<b>49.95</b>	G
300 XC	06-14	<b>840678</b>	<b>49.95</b>	G
300 XC-W	06-15	<b>840678</b>	<b>49.95</b>	G
380 EXC	98-02	<b>840678</b>	<b>49.95</b>	G
380 MXC	99-01	<b>840678</b>	<b>49.95</b>	G
380 SX	98-02	<b>840678</b>	<b>49.95</b>	G
400 EXC	00-06	<b>840678</b>	<b>49.95</b>	G
400 MXC	01-02	<b>840678</b>	<b>49.95</b>	G
400 SX	00-02	<b>840678</b>	<b>49.95</b>	G
400 XC-W	07-10	<b>840678</b>	<b>49.95</b>	G
450 EXC	03-13	<b>840678</b>	<b>49.95</b>	G
450 EXC-R	03-09	<b>840678</b>	<b>49.95</b>	G

MODEL	YEAR	PART #		
<b>KTM CONTINUED</b>				
450 MXC	03-05	<b>840678</b>	<b>49.95</b>	G
450 SX-F	03-15	<b>840678</b>	<b>49.95</b>	G
450 XC-F	06-09, 13-15	<b>840678</b>	<b>49.95</b>	G
450 XC-W	07-15	<b>840678</b>	<b>49.95</b>	G
505 SX-F	08	<b>840678</b>	<b>49.95</b>	G
505 XC-F	08	<b>840678</b>	<b>49.95</b>	G
520 EXC	00-02	<b>840678</b>	<b>49.95</b>	G
520 MXC	01-02	<b>840678</b>	<b>49.95</b>	G
520 SX	00-02	<b>840678</b>	<b>49.95</b>	G
525 EXC	03-07	<b>840678</b>	<b>49.95</b>	G
525 MXC	03-05	<b>840678</b>	<b>49.95</b>	G
525 SX	03-06	<b>840678</b>	<b>49.95</b>	G
525 XC	06-07	<b>840678</b>	<b>49.95</b>	G
530 EXC-R	08-09	<b>840678</b>	<b>49.95</b>	G
530 XC-W	08-11	<b>840678</b>	<b>49.95</b>	G
105 SX	04-11	<b>841344</b>	<b>29.95</b>	L
150 SX	09-15	<b>840678</b>	<b>49.95</b>	G
150 XC	10-14	<b>840678</b>	<b>49.95</b>	G
350 EXC-F	12-15	<b>840678</b>	<b>49.95</b>	G
350 SX-F	11-15	<b>840678</b>	<b>49.95</b>	G
350 XC-F	12-15	<b>840678</b>	<b>49.95</b>	G
350 XCF-W	12-15	<b>840678</b>	<b>49.95</b>	G
50 SX	03-15	<b>841344</b>	<b>29.95</b>	L
500 EXC	12-15	<b>840678</b>	<b>49.95</b>	G
500 XC-W	12-15	<b>840678</b>	<b>49.95</b>	G
530 EXC	09-11	<b>840678</b>	<b>49.95</b>	G
65 SX	98-15	<b>841344</b>	<b>29.95</b>	L
85 SX	03-15	<b>841344</b>	<b>29.95</b>	L

<b>SUZUKI</b>				
DRZ 125	03-15	<b>840745</b>	<b>49.95</b>	G
DRZ 125L	03-15	<b>840745</b>	<b>49.95</b>	G
DRZ 250	04-07	<b>840650</b>	<b>49.95</b>	G
DRZ 400SM	05-09	<b>840650</b>	<b>49.95</b>	G
RM 125	90	<b>840722</b>	<b>49.95</b>	G
RM 125	91	<b>840723</b>	<b>49.95</b>	G
RM 125	92	<b>840724</b>	<b>49.95</b>	G
RM 125	05	<b>840735</b>	<b>49.95</b>	G
RM 125	93-04	<b>840650</b>	<b>49.95</b>	G
RM 125	06-07	<b>840736</b>	<b>49.95</b>	G
RM 250	90	<b>840722</b>	<b>49.95</b>	G
RM 250	91	<b>840723</b>	<b>49.95</b>	G
RM 250	92	<b>840724</b>	<b>49.95</b>	G
RM 250	05	<b>840735</b>	<b>49.95</b>	G
RM 250	93-04	<b>840650</b>	<b>49.95</b>	G
RM 250	06-08	<b>840736</b>	<b>49.95</b>	G
RM 85	05-15	<b>840745</b>	<b>49.95</b>	G
RM 85L	05-12	<b>840745</b>	<b>49.95</b>	G
RMX 250	89-90	<b>840722</b>	<b>49.95</b>	G

MODEL	YEAR	PART #		
<b>SUZUKI CONTINUED</b>				
RMX 250	91-92	<b>840723</b>	<b>49.95</b>	G
RMX 250	93-98	<b>840650</b>	<b>49.95</b>	G
RMZ 250	07	<b>840650</b>	<b>49.95</b>	G
RMZ 250	04-06	<b>840655</b>	<b>49.95</b>	G
RMZ 250	08-12	<b>840748</b>	<b>49.95</b>	G
RMZ 250	13-15	<b>841415</b>	<b>49.95</b>	G
RMZ 450	05-07	<b>840650</b>	<b>49.95</b>	G
RMZ 450	08-12	<b>840748</b>	<b>49.95</b>	G
RMZ 450	13-15	<b>841415</b>	<b>49.95</b>	G
RMX 450Z	10	<b>840748</b>	<b>49.95</b>	G

<b>YAMAHA</b>				
WR 250	91-97	<b>840808</b>	<b>49.95</b>	G
WR 250F	01-13, 15	<b>840787</b>	<b>49.95</b>	G
WR 400F	98-00	<b>840787</b>	<b>49.95</b>	G
WR 426F	01-02	<b>840787</b>	<b>49.95</b>	G
WR 450F	03-15	<b>840787</b>	<b>49.95</b>	G
WR 500Z	92-93	<b>840808</b>	<b>49.95</b>	G
YZ 125	84-86	<b>841346</b>	<b>39.95</b>	L
YZ 125	88-92	<b>840808</b>	<b>49.95</b>	G
YZ 125	93-95	<b>840809</b>	<b>49.95</b>	G
YZ 125	96-16	<b>840787</b>	<b>49.95</b>	G
YZ 250	83-87	<b>841346</b>	<b>39.95</b>	L
YZ 250	88-92	<b>840808</b>	<b>49.95</b>	G
YZ 250	93-95	<b>840809</b>	<b>49.95</b>	G
YZ 250	96-16	<b>840787</b>	<b>49.95</b>	G
YZ 250F	01-16	<b>840787</b>	<b>49.95</b>	G
YZ 400F	98-99	<b>840787</b>	<b>49.95</b>	G
YZ 426F	00-02	<b>840787</b>	<b>49.95</b>	G
YZ 450F	03-16	<b>840787</b>	<b>49.95</b>	G
YZ 80	93-01	<b>841343</b>	<b>39.95</b>	L
YZ 85	02-16	<b>841343</b>	<b>39.95</b>	L
TTR 230	05-15	<b>841346</b>	<b>39.95</b>	L
TTR 250	99-06	<b>840808</b>	<b>49.95</b>	G
WR 250R	08-16	<b>840787</b>	<b>49.95</b>	G
WR 250X	08-11	<b>840787</b>	<b>49.95</b>	G
XT 250	84	<b>841346</b>	<b>39.95</b>	L
XT 250	08-15	<b>841343</b>	<b>39.95</b>	L
XT 350	85-00	<b>841346</b>	<b>39.95</b>	L
XT 600	84-95	<b>841346</b>	<b>39.95</b>	L
YZ 250FX	15	<b>840787</b>	<b>49.95</b>	G
YZ 490	83-90	<b>841346</b>	<b>39.95</b>	L

- accessories
- body
- handlebar & grips
- cables & levers
- exhaust
- engine
- fuel & intake
- electrical & ignition
- clutch
- drive
- bearings
- brakes
- steering & suspension**
- tires
- tools & shop



## PROX DIRT BIKE FORK SEAL KITS

- The Pro-X Fork Seals and Wipers use the same NOK material as used by OEM to offer a quality seal.
- Pro-X fork seals and wipers are sold as a set of two seals and two wipers for motorcycle forks.



- accessories
- body
- handlebar & grips
- cables & levers
- exhaust
- engine
- fuel & intake
- electrical & ignition
- clutch
- drive
- bearings
- brakes
- steering & suspension
- tires
- tools & shop

MAKE/MODEL	YEAR	PART #		
<b>HONDA</b>				
CR 80	87-91	111185	35.06	G
CR 80	92-95	111186	35.06	G
CR 80	96-02	111187	41.13	G
CR 85	03-07	111187	41.13	G
CR 125	86-89	111189	40.79	G
CR 125	90-91	111193	42.45	G
CR 125	92-96	111192	41.35	G
CR 125	97-07	111195	48.29	G
CRF 150 F	03-14	111185	35.06	G
CRF 150 R	07-14	111187	41.13	G
CRF 230 F	03-14	111187	41.13	G
CRF 230 L	08-09	111187	41.13	G
CR 250	85-88	111189	40.79	G
CR 250	97-07	111196	48.29	G
CRF 250 R	04-09	111196	48.29	G
CRF 250 R	10-14	111198	48.29	G
CRF 250 X	04-13	111196	48.29	G
XL / XR 250 S	79-80	111185	35.06	G
XR 250 R	86-04	111188	42.45	G
XR 400 R	96-04	111189	40.79	G
CRF 450 R	02-08	111196	48.29	G
CRF 450 R	09-14	111198	48.29	G
CRF 450 X	05-14	111196	48.29	G
CR 500	85-88	111189	40.79	G
XR 600 R	85-00	111189	40.79	G
NX 650 Dominator	88-02	111189	40.79	G
XR 650 L	93-14	111189	40.79	G
XR 650 R	00-07	111195	48.29	G
<b>HUSABERG</b>				
TE 125	2012	111197	48.29	G
TE 250	11-12	111197	48.29	G
TE 300	11-12	111197	48.29	G
FE 390	10-12	111197	48.29	G
FE 450	04-12	111197	48.29	G
FE 450	04-12	111197	48.29	G
FX 450	10-12	111197	48.29	G
FE 550	04-08	111197	48.29	G
FE 570	04-12	111197	48.29	G
FE 650	04-08	111197	48.29	G
FS 650	04-08	111197	48.29	G
<b>HUSQVARNA</b>				
TC 85	2014	112996	35.07	G
CR / WR 125	10-13	111198	48.29	G
TC / TE 125	2014	111197	48.29	G
CR 150	2011	111198	48.29	G
CR / WR 250	10-13	111198	48.29	G
TC 250	10-13	111198	48.29	G
TXC 250	10-13	111198	48.29	G
FC / FE 250	2014	111197	48.29	G

MAKE/MODEL	YEAR	PART #		
<b>HUSQVARNA CONTINUED</b>				
WR 300	10-13	111198	48.29	G
TE 300	2014	111197	48.29	G
TE 310	11-13	111198	48.29	G
TXC 310	12-13	111198	48.29	G
FC 350	2014	111197	48.29	G
FE 350	2014	111197	48.29	G
TC 449	11-13	111198	48.29	G
TE 449 2011-2013	11-13	111198	48.29	G
TC 450	2010	111198	48.29	G
TE 450	2010	111198	48.29	G
TXC 450	2010	111198	48.29	G
FC 450	2014	111197	48.29	G
FE 450	2014	111197	48.29	G
FE 501	2014	111197	48.29	G
TE 510	2010	111198	48.29	G
TXC 510	2010	111198	48.29	G
TE 511	11-13	111198	48.29	G
<b>KAWASAKI</b>				
KX 60	88-04	111182	35.62	G
KX 65	00-14	111184	35.07	G
KX 80 (79cc)	86-91	111185	35.06	G
KX 80 (79cc)	86-91	111185	35.06	G
KX 85	01-14	111186	35.06	G
KX 100	98-14	111186	35.06	G
KX 125	1988	111192	41.35	G
KX 125	1989	111194	43.88	G
KX 125	1990	111188	42.45	G
KX 125	91-95	111192	41.35	G
KX 125	96-01	111195	48.29	G
KX 125	02-08	111198	48.29	G
KDX 200	93-94	111188	42.45	G
KDX 220 R	98-05	111192	41.35	G
KX 250	1988	111192	41.35	G
KX 250	91-95	111192	41.35	G
KX 250	96-01	111195	48.29	G
KX 250	02-08	111198	48.29	G
KX 250	02-08	111198	48.29	G
KX 250 F	04-05	111198	48.29	G
KX 250 F	06-12	111196	48.29	G
KLX 400 R	2003	111199	44.10	G
KX 450 F	06-12	111198	48.29	G
KX 450 F	13-14	113572	58.01	G
KLX 450 R	08-13	111198	48.29	G
KX 500	91-95	111192	41.35	G
KX 500	1989	111194	43.88	G
KX 500	1990	111188	42.45	G
KX 500	96-04	111195	48.29	G

## PROX DIRT BIKE FORK SEAL KITS CONTINUED

MAKE/MODEL	YEAR	PART #		
<b>KTM</b>				
KTM 65 SX	02-11	112995	35.07	G
KTM 85 SX	03-14	112996	35.07	G
KTM 105 SX	04-11	112996	35.07	G
KTM 125 SX - EXC	00-02	112996	35.07	G
KTM 125 SX	00-02	112996	35.07	G
KTM 125 SX	04-14	111197	48.29	G
KTM 125 EXC	00-02	112996	35.07	G
KTM 125 EXC	04-14	111197	48.29	G
KTM 144 SX	2008	111197	48.29	G
KTM 150 SX	09-14	111197	48.29	G
KTM 250 SX	00-02	112996	35.07	G
KTM 250 EXC	00-02	112996	35.07	G
KTM 250 EXC	03-14	111197	48.29	G
KTM Freeride 250 R	2014	112996	35.07	G
KTM 250 EXC Racing	01-02	112996	35.07	G
KTM 250 EXC Racing	03-06	111197	48.29	G
KTM 250 SX-F	06-14	111197	48.29	G
KTM 250 EXC-F	07-14	111197	48.29	G
KTM 300 EXC	00-02	112996	35.07	G
KTM 300 EXC	03-14	111197	48.29	G
KTM 350 SX-F	11-14	111197	48.29	G
KTM 350 EXC-F	12-14	111197	48.29	G
KTM Freeride 350	12-14	112996	35.07	G
KTM 380 SX - EXC	00-02	112996	35.07	G
KTM 400 LC4	00-01	112996	35.07	G
KTM 400 EXC	09-11	111197	48.29	G
KTM 450 SX Racing	03-06	111197	48.29	G
KTM 450 SX-F	07-14	111197	48.29	G
KTM 450 EXC Racing	03-07	111197	48.29	G
KTM 450 EXC-R	08-14	111197	48.29	G
KTM 450 EXC	08-14	111197	48.29	G
KTM 450 SM-R	04-14	111197	48.29	G
KTM 500 EXC	12-14	111197	48.29	G
KTM 505 SX-F	2008	111197	48.29	G
KTM 505 XC-F	2009	111197	48.29	G
KTM 520 SX - EXC	00-02	112996	35.07	G
KTM 525 SX - EXC Racing	03-07	111197	48.29	G
KTM 525 SM-R	04-05	111197	48.29	G
KTM 530 EXC-R	08-11	111197	48.29	G
KTM 560 SM-R	06-07	111197	48.29	G
KTM 625 SXC	02-07	111197	48.29	G
KTM 640 LC4, Duke II	01-07	111197	48.29	G
KTM 690 Enduro	08-10	111197	48.29	G
KTM 690 Enduro R	09-11	111197	48.29	G
KTM 690 Supermoto	07-09	111197	48.29	G
KTM 690 SMC	08-11	111197	48.29	G
KTM 990 Supermoto	08-13	111197	48.29	G
KTM 990 Supermoto R	09-13	111197	48.29	G
<b>SHERCO</b>				
250 SE / SE-R	2014	111197	48.29	G
SE 2.5 i-FR	2014	111197	48.29	G
300 SE / SE-R	2014	111197	48.29	G
300 SE F / SE F-R	2014	111197	48.29	G

MAKE/MODEL	YEAR	PART #		
<b>SUZUKI</b>				
RM 65	03-05	111184	35.07	G
RM 80	89-01	111185	35.06	G
RM 85	02-14	111187	41.13	G
RM 125	1988	111192	41.35	G
RM 125	1989	111194	43.88	G
RM 125	1990	111188	42.45	G
RM 125	91-95	111193	42.45	G
RM 125	01-11	111196	48.29	G
RM 250	1988	111192	41.35	G
RM 250	89-90	111188	42.45	G
RM 250	91-95	111193	42.45	G
RM 250	01-03	111195	48.29	G
RM 250	04-12	111196	48.29	G
RMX 250	89-90	111188	42.45	G
RMX 250	91-00	111193	42.45	G
RM-Z 250	04-06	111198	48.29	G
RM-Z 250	07-12	111196	48.29	G
RM-Z 250	13-14	111198	48.29	G
DR 350	90-99	111189	40.79	G
DR-Z 400	00-13	111199	44.10	G
RM-Z 450	05-12	111196	48.29	G
RM-Z 450	13-14	111198	48.29	G
RMX 450 Z	10-14	111196	48.29	G
<b>YAMAHA</b>				
YZ 80 (79cc)	93-01	111186	35.06	G
YZ 85	02-14	111186	35.06	G
YZ 125	84-85	111189	40.79	G
YZ 125	84-85	111189	40.79	G
YZ 125	1988	111192	41.35	G
YZ 125	89-90	111188	42.45	G
YZ 125	91-95	111192	41.35	G
YZ 125	96-03	111195	48.29	G
YZ 125	04-14	111198	48.29	G
YZ 250	87-88	111192	41.35	G
YZ 250	89-90	111188	42.45	G
YZ 250	91-95	111192	41.35	G
YZ 250	96-03	111195	48.29	G
YZ 250	04-14	111198	48.29	G
YZ 250 F	01-03	111195	48.29	G
YZ 250 F	04-14	111198	48.29	G
WR 250 F	01-04	111195	48.29	G
WR 250 F	05-13	111198	48.29	G
YZ 400 F	98-99	111195	48.29	G
WR 400 F	98-00	111195	48.29	G
YZ 426 F	00-02	111195	48.29	G
WR 426 F	01-02	111195	48.29	G
YZ 450 F	2003	111195	48.29	G
YZ 450 F	04-14	111198	48.29	G
WR 450 F	03-04	111195	48.29	G
WR 450 F	05-14	111198	48.29	G

- accessories
- body
- handlebar & grips
- cables & levers
- exhaust
- engine
- fuel & intake
- electrical & ignition
- clutch
- drive
- bearings
- brakes
- steering & suspension**
- tires
- tools & shop

# STEERING & SUSPENSION



## FORK SEAL KITS

- Each kit includes oil seals and dust wipers to complete both front forks
- Exceeds OE quality
- Considerably less than expensive OE seals
- Rigorously tested in-house and put through 1 million strokes on suspension dyno
- Lifetime replacement

- accessories
- body
- handlebar & grips
- cables & levers
- exhaust
- engine
- fuel & intake
- electrical & ignition
- clutch
- drive
- bearings
- brakes
- steering & suspension
- tires
- tools & shop

MODEL	YEAR	PART #			
<b>HONDA</b>					
CR 125R	97-07	840107	38.95	G	
CR 250R	96	840107	38.95	G	
CR 250R	97-07	840125	38.95	G	
CR 500R	96-01	840107	38.95	G	
CR 80R	96-02	840154	38.95	G	
CR 85R	03-07	840154	38.95	G	
CRF 150R	07-16	840154	38.95	G	
CRF 150RB	07-16	840154	38.95	G	
CRF 250R	04-09	840125	38.95	G	
CRF 250R	10-14	840165	38.95	G	
CRF 250R	15-16	841567	38.95	G	
CRF 250X	04-15	840125	38.95	G	
CRF 450R	02-08	840125	38.95	G	
CRF 450R	09-10, 13-14	840174	38.95	G	
CRF 450R	11-12, 15-16	840177	38.95	G	
CRF 450X	05-15	840125	38.95	G	
CR 80RB	96-02	840154	38.95	G	
CR 85RB	03-07	840154	38.95	G	
CRF 250L	13-15	841379	38.95	G	
<b>HUSABERG</b>					
FE 250	13	841377	38.95	G	
FE 350	13	841377	38.95	G	
FE 390E	10	840288	38.95	G	
FE 450E	09-10	840288	38.95	G	
FE 501	13	841377	38.95	G	
FE 570E	09-10	840288	38.95	G	
FE 650E	07	840285	38.95	G	
FS 550C	07	840285	38.95	G	
FX 450C	10	840288	38.95	G	
TE 250	12-13	841377	38.95	G	
TE 300	12-13	841377	38.95	G	

MODEL	YEAR	PART #			
<b>HUSQVARNA</b>					
FC 250	14-15	841377	38.95	G	
FC 350	14-15	841377	38.95	G	
FC 450	14	841377	38.95	G	
FE 350	14-15	841377	38.95	G	
FE 350S	15	841377	38.95	G	
FE 501	14-15	841377	38.95	G	
FE 501S	15	841377	38.95	G	
TC 125	14-15	841377	38.95	G	
TC 250	14-15	841377	38.95	G	
TC 85	14-15	840274	38.95	G	
TE 125	15	841377	38.95	G	
TE 250	14-15	841377	38.95	G	
TE 300	14-15	841377	38.95	G	
<b>KAWASAKI</b>					
KDX 200	95-06	840214	38.95	G	
KDX 220	95-05	840214	38.95	G	
KDX 250	91-94	841436	38.95	G	
KLX 250	94-96	841436	38.95	G	
KLX 300R	97-07	841436	38.95	G	
KLX 450R	08-09	840174	38.95	G	
KLX 650	93-96	841436	38.95	G	
KX 100	95-15	841060	38.95	G	
KX 125	91-95	841436	38.95	G	
KX 125	96-01	840107	38.95	G	
KX 125	02-05	840174	38.95	G	
KX 250	91-95	841436	38.95	G	
KX 250	96-01	840107	38.95	G	
KX 250	02-07	840174	38.95	G	
KX 250F	04-05	840174	38.95	G	
KX 250F	06-12	840125	38.95	G	
KX 250F	13-16	841378	39.95	G	
KX 450F	06-08	840174	38.95	G	
KX 450F	09-14	840177	38.95	G	
KX 450F	15-16	840294	38.95	G	
KX 500	91-95	841436	38.95	G	
KX 500	96-04	840107	38.95	G	
KX 65	00-15	841433	29.95	G	
KX 80	98-00	841060	38.95	G	

MODEL	YEAR	PART #			
<b>KAWASAKI CONTINUED</b>					
KX 85	01-15	841060	38.95	G	
KLX 250S	06-14	841436	38.95	G	
KLX 650R	93-96	841436	38.95	G	
<b>KTM</b>					
125 EXC	00-02	840274	38.95	G	
125 EXC	03-05	840288	38.95	G	
125 MXC	00-02	840274	38.95	G	
125 MXC	03-05	840288	38.95	G	
125 SX	00-01	840274	38.95	G	
125 SX	02-05, 08-11	840288	38.95	G	
125 SX	06-07	840285	38.95	G	
125 SX	12-15	841377	38.95	G	
200 EXC	00-02	840274	38.95	G	
200 EXC	03-05	840288	38.95	G	
200 MXC	00-02	840274	38.95	G	
200 MXC	03-05	840288	38.95	G	
200 SX	00-01	840274	38.95	G	
200 SX	02-05	840288	38.95	G	
200 XC	06-07	840285	38.95	G	
200 XC	08-09	840288	38.95	G	
200 XC-W	08-11	840288	38.95	G	
200 XC-W	12-15	841377	38.95	G	
250 EXC	00-02	840274	38.95	G	
250 EXC	03-05, 08	840288	38.95	G	
250 MXC	00-02	840274	38.95	G	
250 MXC	03-05	840288	38.95	G	
250 SX	00-01	840274	38.95	G	
250 SX	02-05, 08-09	840288	38.95	G	
250 SX	06-07	840285	38.95	G	
250 SX	12-15	841377	38.95	G	
250 SX-F	06-07	840285	38.95	G	
250 SX-F	08-11	840288	38.95	G	
250 SX-F	12-15	841377	38.95	G	
250 XC	06-07	840285	38.95	G	
250 XC	08-11	840288	38.95	G	
250 XC	12-13	841377	38.95	G	

## PIVOT WORKS DIRT BIKE FORK SEAL KITS CONTINUED

MODEL	YEAR	PART #			
<b>KTM CONTINUED</b>					
250 XC-F	08-09	840288	38.95	G	
250 XC-F	12-13	841377	38.95	G	
250 XCF-W	08-11	840288	38.95	G	
250 XCF-W	12-15	841377	38.95	G	
250 XC-W	06-07	840285	38.95	G	
250 XC-W	08-11	840288	38.95	G	
250 XC-W	12-15	841377	38.95	G	
300 EXC	00-02	840274	38.95	G	
300 EXC	03-05	840288	38.95	G	
300 MXC	00-02	840274	38.95	G	
300 MXC	03-05	840288	38.95	G	
300 SX	00-01	840274	38.95	G	
300 SX	02-05	840288	38.95	G	
300 XC	06-07	840285	38.95	G	
300 XC	08-11	840288	38.95	G	
300 XC	12-13	841377	38.95	G	
300 XC-W	06-07	840285	38.95	G	
300 XC-W	08-11	840288	38.95	G	
300 XC-W	12-15	841377	38.95	G	
380 EXC	00-02	840274	38.95	G	
380 EXC	03-05	840288	38.95	G	
380 MXC	00-02	840274	38.95	G	
380 MXC	03-05	840288	38.95	G	
380 SX	00-01	840274	38.95	G	
380 SX	02-05	840288	38.95	G	
400 EXC	00-02	840274	38.95	G	
400 EXC	03-06	840288	38.95	G	
400 MXC	01-02	840274	38.95	G	
400 SX	00-01	840274	38.95	G	
400 SX	02-05	840288	38.95	G	
400 XC-W	09-10	840288	38.95	G	
450 EXC	00-02	840274	38.95	G	
450 EXC	03-05, 08-11	840288	38.95	G	
450 EXC	06-07	840285	38.95	G	
450 EXC-R	00-02	840274	38.95	G	
450 EXC-R	03-05, 08-09	840288	38.95	G	
450 EXC-R	06-07	840285	38.95	G	
450 MXC	00-02	840274	38.95	G	

MODEL	YEAR	PART #			
<b>KTM CONTINUED</b>					
450 MXC	03-05	840288	38.95	G	
450 SX-F	06-07	840285	38.95	G	
450 SX-F	08-11	840288	38.95	G	
450 SX-F	12-15	841377	38.95	G	
450 XC-F	06-07	840285	38.95	G	
450 XC-F	08-09	840288	38.95	G	
450 XC-W	08-11	840288	38.95	G	
450 XC-W	12-15	841377	38.95	G	
505 SX-F	08	840288	38.95	G	
520 EXC	00-02	840274	38.95	G	
520 EXC	03-05	840288	38.95	G	
520 SX	00-01	840274	38.95	G	
520 SX	02-05	840288	38.95	G	
525 EXC	00-02	840274	38.95	G	
525 EXC	03-05	840288	38.95	G	
525 EXC	06-07	840285	38.95	G	
525 MXC	03-05	840288	38.95	G	
525 SX	03-05	840288	38.95	G	
525 SX	06-07	840285	38.95	G	
530 EXC-R	08-09	840288	38.95	G	
530 XC-W	08-11	840288	38.95	G	
105 SX	04-11	840274	38.95	G	
150 SX	09-11	840288	38.95	G	
150 SX	12-15	841377	38.95	G	
150 XC	10-11	840288	38.95	G	
150 XC	12-14	841377	38.95	G	
350 EXC-F	12-15	841377	38.95	G	
350 SX-F	11	840288	38.95	G	
350 SX-F	12-15	841377	38.95	G	
350 XC-F	12-13	841377	38.95	G	
350 XCF-W	12-15	841377	38.95	G	
50 SX	12-15	841432	41.95	G	
500 EXC	12-15	841377	38.95	G	
500 XC-W	12-15	841377	38.95	G	
530 EXC	09-11	840288	38.95	G	
65 SX	02-11	841431	29.95	G	
65 SX	12-15	841432	41.95	G	
65 XC	08-09	841431	29.95	G	
85 SX	03-15	840274	38.95	G	

MODEL	YEAR	PART #			
<b>SUZUKI</b>					
DRZ 400SM	05-09, 14-15	840125	38.95	G	
RM 125	96-00	840294	38.95	G	
RM 125	01-07	840125	38.95	G	
RM 250	96-00	840294	38.95	G	
RM 250	01-08	840125	38.95	G	
RM 80	96-01	840340	38.95	G	
RM 85	02-15	840154	38.95	G	
RM 85L	03-07	840154	38.95	G	
RMZ 250	04-06	840174	38.95	G	
RMZ 250	07-12	840125	38.95	G	
RMZ 250	13-15	841378	39.95	G	
RMZ 450	05-12	840125	38.95	G	
RMZ 450	13-14	841378	39.95	G	
DRZ 400	00-15	840294	38.95	G	
RMX 450Z	10	840125	38.95	G	
<b>YAMAHA</b>					
WR 250F	15	840177	38.95	G	
WR 250F	01-04	840107	38.95	G	
WR 250F	05-13	840174	38.95	G	
WR 400F	98-00	840107	38.95	G	
WR 426F	01-02	840107	38.95	G	
WR 450F	03-04	840107	38.95	G	
WR 450F	05-11	840174	38.95	G	
WR 450F	12-15	840177	38.95	G	
YZ 125	96-03	840107	38.95	G	
YZ 125	04-14	840174	38.95	G	
YZ 125	15-16	840177	38.95	G	
YZ 250	96-03	840107	38.95	G	
YZ 250	04-14	840174	38.95	G	
YZ 250	15-16	840177	38.95	G	
YZ 250F	01-03	840107	38.95	G	
YZ 250F	04-07	840174	38.95	G	
YZ 250F	08-16	840177	38.95	G	
YZ 400F	98-99	840107	38.95	G	
YZ 426F	00-02	840107	38.95	G	
YZ 450F	03	840107	38.95	G	
YZ 450F	04-07	840174	38.95	G	
YZ 450F	08-16	840177	38.95	G	
YZ 80	93-01	841060	38.95	G	
YZ 85	02-16	841060	38.95	G	
WR 250R	08-16	840107	38.95	G	
WR 250X	08-11	840107	38.95	G	
YZ 250FX	15	840177	38.95	G	

- accessories
- body
- handlebar & grips
- cables & levers
- exhaust
- engine
- fuel & intake
- electrical & ignition
- clutch
- drive
- bearings
- brakes
- steering & suspension
- tires
- tools & shop

# STEERING & SUSPENSION



## FORK REBUILD KITS

- One part number completes both forks
- Considerably less than OE
- Quality components provide improved handling
- Rigorously tested in-house
- Lifetime replacement



- accessories
- body
- handlebar & grips
- cables & levers
- exhaust
- engine
- fuel & intake
- electrical & ignition
- clutch
- drive
- bearings
- brakes
- steering & suspension
- tires
- tools & shop

MODEL	YEAR	PART #		
<b>HONDA</b>				
CR 125R	97-04	840105	74.95	G
CR 125R	05-07	840115	74.95	G
CR 250R	97-04	840124	74.95	G
CR 250R	05-07	840161	74.95	G
CR 500R	96-01	840105	74.95	G
CR 80R	96-02	840140	64.95	G
CR 85R	03-07	840147	64.95	G
CRF 150R	07-16	840153	74.95	G
CRF 150RB	07-16	840153	74.95	G
CRF 250R	04-09	840161	74.95	G
CRF 250R	10-14	840164	75.95	G
CRF 250R	15-16	841563	74.95	G
CRF 250X	04-15	840161	74.95	G
CRF 450R	02-08	840161	74.95	G
CRF 450R	09-12	840173	74.95	G
CRF 450R	13-14	841372	74.95	G
CRF 450R	15-16	841564	74.95	G
CRF 450X	05-15	840161	74.95	G
CR 80RB	96-02	840140	64.95	G
CR 85RB	03-07	840147	64.95	G
CRF 250L	13-15	841371	74.95	G
<b>HUSABERG</b>				
FE 390E	10	840287	83.95	G
FE 450E	09-10	840287	83.95	G
FS 550C	07	840284	74.95	G
<b>HUSQVARNA</b>				
FC 250	14	841375	78.95	G
FC 250	15	841566	89.95	G
FC 350	14	841375	78.95	G
FC 350	15	841566	89.95	G
FC 450	14	841375	78.95	G
FC 450	15	841566	89.95	G
FE 250	14-15	841566	89.95	G
FE 350	14-15	841566	89.95	G
FE 350S	15	841566	89.95	G
FE 501	14-15	841566	89.95	G
FE 501S	15	841566	89.95	G
TC 125	14	841375	78.95	G
TC 125	15	841566	89.95	G
TC 250	14	841375	78.95	G

MODEL	YEAR	PART #		
<b>HUSQVARNA CONTINUED</b>				
TC 250	15	841566	89.95	G
TE 125	15	841566	89.95	G
TE 250	14-15	841566	89.95	G
TE 300	14-15	841566	89.95	G
<b>KAWASAKI</b>				
KDX 200	95-06	840213	74.95	G
KDX 220	97-05	840213	74.95	G
KLX 300R	97-07	840221	74.95	G
KLX 450R	08-09	840225	74.95	G
KX 100	95-15	840230	64.95	G
KX 125	04	840249	74.95	G
KX 125	05	840252	74.95	G
KX 125	96-01	840243	74.95	G
KX 125	02-03	840248	74.95	G
KX 250	04	840249	74.95	G
KX 250	96-01	840243	74.95	G
KX 250	02-03	840248	74.95	G
KX 250	05-07	840252	74.95	G
KX 250F	04-05	840249	74.95	G
KX 250F	06-12	840258	74.95	G
KX 250F	13-16	841373	74.95	G
KX 450F	06-08	840225	74.95	G
KX 450F	09-12	840261	74.95	G
KX 450F	13-14	841374	74.95	G
KX 450F	15-16	841565	74.95	G
KX 500	97-04	840264	74.95	G
KX 65	00-15	841417	69.95	G
KX 80	98-00	840230	64.95	G
KX 85	01-15	840230	64.95	G
KLX 250S	06-14	840221	74.95	G
<b>KTM</b>				
125 EXC	02	840276	74.95	G
125 EXC	00-01	840273	74.95	G
125 MXC	02	840276	74.95	G
125 MXC	00-01	840273	74.95	G
125 MXC	03-05	840280	76.95	G



## FORK REBUILD KITS CONTINUED

MODEL	YEAR	PART #	
<b>KTM CONTINUED</b>			
125 SX	02	840281	79.95 G
125 SX	15	841566	89.95 G
125 SX	00-01	840273	74.95 G
125 SX	03-05	840280	76.95 G
125 SX	06-07	840284	74.95 G
125 SX	08-11	840287	83.95 G
125 SX	12-14	841375	78.95 G
200 EXC	02	840276	74.95 G
200 EXC	00-01	840273	74.95 G
200 MXC	02	840276	74.95 G
200 MXC	00-01	840273	74.95 G
200 SX	02	840281	79.95 G
200 SX	00-01	840273	74.95 G
200 SX	03-05	840280	76.95 G
200 XC	06-07	840284	74.95 G
200 XC	08-09	840287	83.95 G
200 XC-W	08-11	840287	83.95 G
200 XC-W	12-15	841375	78.95 G
250 EXC	02	840276	74.95 G
250 EXC	08	840287	83.95 G
250 EXC	00-01	840273	74.95 G
250 EXC	03-05	840280	76.95 G
250 MXC	02	840276	74.95 G
250 MXC	00-01	840273	74.95 G
250 MXC	03-05	840280	76.95 G
250 SX	02	840281	79.95 G
250 SX	15	841566	89.95 G
250 SX	00-01	840273	74.95 G
250 SX	03-05	840280	76.95 G
250 SX	06-07	840284	74.95 G
250 SX	08-09	840287	83.95 G
250 SX	12-14	841375	78.95 G
250 SX-F	15	841566	89.95 G
250 SX-F	06-07	840284	74.95 G
250 SX-F	08-11	840287	83.95 G
250 SX-F	12-14	841375	78.95 G
250 XC	06-07	840284	74.95 G
250 XC	08-11	840287	83.95 G
250 XC	12-13	841375	78.95 G
250 XC-F	15	841566	89.95 G
250 XC-F	08-09	840287	83.95 G
250 XC-F	12-13	841375	78.95 G
250 XCF-W	08-11	840287	83.95 G
250 XCF-W	12-15	841375	78.95 G
250 XC-W	06-07	840284	74.95 G
250 XC-W	08-11	840287	83.95 G
250 XC-W	12-15	841375	78.95 G
300 EXC	02	840276	74.95 G
300 EXC	00-01	840273	74.95 G
300 MXC	02	840276	74.95 G

MODEL	YEAR	PART #	
<b>KTM CONTINUED</b>			
300 MXC	00-01	840273	74.95 G
300 MXC	03-05	840280	76.95 G
300 SX	02	840281	79.95 G
300 SX	00-01	840273	74.95 G
300 XC	06-07	840284	74.95 G
300 XC	08-11	840287	83.95 G
300 XC	12-13	841375	78.95 G
300 XC-W	06-07	840284	74.95 G
300 XC-W	08-11	840287	83.95 G
300 XC-W	12-15	841375	78.95 G
380 EXC	02	840276	74.95 G
380 EXC	00-01	840273	74.95 G
380 MXC	02	840276	74.95 G
380 MXC	00-01	840273	74.95 G
380 SX	02	840281	79.95 G
380 SX	00-01	840273	74.95 G
400 EXC	02	840276	74.95 G
400 EXC	00-01	840273	74.95 G
400 MXC	01	840273	74.95 G
400 MXC	02	840276	74.95 G
400 SX	02	840281	79.95 G
400 SX	00-01	840273	74.95 G
400 XC-W	08-10	840287	83.95 G
450 EXC	06-07	840284	74.95 G
450 EXC	08-11	840287	83.95 G
450 EXC-R	06-07	840284	74.95 G
450 EXC-R	08-09	840287	83.95 G
450 MXC	03-05	840280	76.95 G
450 SX-F	15	841566	89.95 G
450 SX-F	03-05	840280	76.95 G
450 SX-F	06-07	840284	74.95 G
450 SX-F	08-11	840287	83.95 G
450 SX-F	12-14	841375	78.95 G
450 XC-F	13	841375	78.95 G
450 XC-F	15	841566	89.95 G
450 XC-F	06-07	840284	74.95 G
450 XC-F	08-09	840287	83.95 G
450 XC-W	08-11	840287	83.95 G
450 XC-W	12-15	841375	78.95 G
505 SX-F	08	840287	83.95 G
505 XC-F	08	840287	83.95 G
520 EXC	02	840276	74.95 G
520 EXC	00-01	840273	74.95 G
520 MXC	02	840276	74.95 G
520 MXC	00-01	840273	74.95 G
520 SX	02	840281	79.95 G
520 SX	00-01	840273	74.95 G
525 EXC	06-07	840284	74.95 G
525 MXC	03-05	840280	76.95 G
525 SX	03-05	840280	76.95 G

- accessories
- body
- handlebar & grips
- cables & levers
- exhaust
- engine
- fuel & intake
- electrical & ignition
- clutch
- drive
- bearings
- brakes
- steering & suspension**
- tires
- tools & shop

# STEERING & SUSPENSION

## FORK REBUILD KITS CONTINUED

- accessories
- body
- handlebar & grips
- cables & levers
- exhaust
- engine
- fuel & intake
- electrical & ignition
- clutch
- drive
- bearings
- brakes
- steering & suspension
- tires
- tools & shop

MODEL	YEAR	PART #		
<b>KTM CONTINUED</b>				
525 SX	06-07	840284	74.95	G
530 EXC-R	08-09	840287	83.95	G
530 XC-W	08-11	840287	83.95	G
144 SX	07	840284	74.95	G
150 SX	15	841566	89.95	G
150 SX	09-11	840287	83.95	G
150 SX	12-14	841375	78.95	G
150 XC	10-11	840287	83.95	G
150 XC	12-14	841375	78.95	G
350 EXC-F	12-15	841375	78.95	G
350 SX-F	11	840287	83.95	G
350 SX-F	15	841566	89.95	G
350 SX-F	12-14	841375	78.95	G
350 XC-F	15	841566	89.95	G
350 XC-F	12-13	841375	78.95	G
350 XCF-W	12-15	841375	78.95	G
50 SX	12-15	841419	71.95	G
500 EXC	12-15	841375	78.95	G
500 XC-W	12-15	841375	78.95	G
530 EXC	09-11	840287	83.95	G
65 SX	02-11	841418	70.95	G
65 SX	12-15	841419	71.95	G
65 XC	08-09	841418	70.95	G
<b>SUZUKI</b>				
DRZ 400SM	14-15	840348	74.95	G
RM 125	97	840313	74.95	G
RM 125	98	840314	74.95	G
RM 125	99	840316	74.95	G
RM 125	00	840317	74.95	G
RM 125	01	840320	74.95	G
RM 125	02-03	840324	74.95	G
RM 125	04-07	840327	74.95	G
RM 250	97	840313	74.95	G
RM 250	98	840314	74.95	G
RM 250	99	840316	74.95	G
RM 250	00	840317	74.95	G
RM 250	03	840335	74.95	G
RM 250	01-02	840334	74.95	G
RM 250	04-08	840327	74.95	G
RM 80	96-01	840339	64.95	G
RM 85	02-07	840345	64.95	G
RM 85L	03-12	840345	64.95	G
RMZ 250	04-06	840249	74.95	G
RMZ 250	07-12	840348	74.95	G
RMZ 250	13-15	841373	74.95	G
RMZ 450	05-12	840348	74.95	G
RMZ 450	13-14	841373	74.95	G
DRZ 400	00-15	840293	74.95	G

MODEL	YEAR	PART #		
<b>SUZUKI CONTINUED</b>				
DRZ 400S	00-01	840295	74.95	G
RMX 450Z	10	840348	74.95	G
<b>YAMAHA</b>				
WR 250F	05	840369	74.95	G
WR 250F	15	841376	74.95	G
WR 250F	01-04	840363	74.95	G
WR 250F	06-13	840373	74.95	G
WR 400F	98-00	840363	74.95	G
WR 426F	01-02	840363	74.95	G
WR 450F	03-04	840363	74.95	G
WR 450F	05-11	840369	74.95	G
WR 450F	12-15	841376	74.95	G
YZ 125	04	840369	74.95	G
YZ 125	05	840390	74.95	G
YZ 125	97-03	840363	74.95	G
YZ 125	06-14	840393	75.95	G
YZ 125	15-16	841376	74.95	G
YZ 250	04	840369	74.95	G
YZ 250	05	840390	74.95	G
YZ 250	97-03	840363	74.95	G
YZ 250	06-14	840393	75.95	G
YZ 250	15-16	841376	74.95	G
YZ 250F	01-03	840363	74.95	G
YZ 250F	04-05	840369	74.95	G
YZ 250F	06-07	840373	74.95	G
YZ 250F	08-16	840400	74.95	G
YZ 400F	98-99	840363	74.95	G
YZ 426F	00-02	840363	74.95	G
YZ 450F	03	840363	74.95	G
YZ 450F	04-05	840369	74.95	G
YZ 450F	06-07	840373	74.95	G
YZ 450F	08-09	840400	74.95	G
YZ 450F	10-16	841376	74.95	G
YZ 80	93-01	840414	64.95	G
YZ 85	02-16	840414	64.95	G
WR 250R	08	840376	74.95	G
WR 250R	09-16	840379	74.95	G
WR 250X	08	840376	74.95	G
WR 250X	09-11	840379	74.95	G
YZ 250FX	15	840400	74.95	G

# TIRES



- accessories
- body
- handlebar & grips
- cables & levers
- exhaust
- engine
- fuel & intake
- electrical & ignition
- clutch
- drive
- bearings
- brakes
- steering & suspension
- tires
- tools & shop

**WHY STICKY RUBBER? - STICKY RUBBER COMPOUND** is a slow-rebound rubber for the ultimate in grip and traction control. This rubber acts like a form of suspension that actually grips the cement starting pad and conforms to the trail instead of slipping or bouncing. If getting the holeshot every time is what you're looking for, then **STICKY RUBBER** is what you want.

### BENEFITS OF STICKY RUBBER?

1. Soft and sticky alternative to regular type compound
2. Improved traction especially on hard packed dirt and cement start pads
3. Low temperature/quick warm up feature
4. Suitable for applying ice studs

## KENDA MOTOCROSS

# KENDA

## K775 MILLVILLE II

Kenda's next generation answer to the ever-popular Millville tire is sure to make a splash in the Motocross and Off-Road circuits for 2012 and beyond.

- Specifically designed as the ultimate soft/intermediate terrain tire
- New compound formula provides the best of both worlds, traction and durability.
- Improved braking traction due to paddle shape pattern



FRONT

REAR

### FRONT

PART #	SIZE	PLY		
250396	60/100-14	30M	49.95	B
250399	70/100-17	40M	59.95	B
250400	70/100-19	42M	67.95	B
250407	80/100-21	51M	81.95	B
250408	90/100-21	57M	95.95	B

### REAR

PART #	SIZE	PLY		
250395	80/100-12	41M	59.95	B
250397	90/100-14	49M	63.95	B
250398	90/100-16	52M	70.95	B
250401	110/100-18	64M	117.95	B
250402	120/100-18	68M	122.95	B
250403	100/90-19	57M	112.95	B
250404	110/80-19	59M	104.95	B
250405	110/90-19	62M	115.95	B

## KENDA MOTOCROSS

# KENDA

## WASHOUGAL II

The ultimate Intermediate terrain tire. The next generation of the legendary Washougal, featuring dual-compound technology

- Front: Soft Race compound in the center for traction and braking, standard compound on the sides for less knob-roll in the corners.
- Rear: Standard compound in center for superior durability, soft Race compound in shoulder area for increased cornering stability & traction.
- All-New rear tread pattern for improved efficiency in a wider variety of course conditions.



FRONT



REAR

### FRONT

PART #		SIZE			
250460	sticky	250-10	TT	38.99	J
250461	sticky	250-12	TT	42.99	J
250464	sticky	60/100-14	TT	51.99	J
250467	sticky	70/100-17	TT	62.99	J
250468	sticky	70/100-19	TT	70.99	J
250475	dual rubber	80/100-21	TT	84.99	J
250476	dual rubber	90/100-21	TT	88.99	J

### REAR

PART #		SIZE			
250471	dual rubber	100/90-19	TT	116.99	J
250469	dual rubber	110/100-18	TT	122.99	J
250472	dual rubber	110/80-19	TT	108.99	J
250473	dual rubber	110/90-19	TT	119.99	J
250470	dual rubber	120/100-18	TT	127.99	J
250474	dual rubber	120/80-19	TT	125.99	J
250462	sticky	80/100-10	TT	39.99	J
250463	sticky	80/100-12	TT	61.99	J
250465	sticky	90/100-14	TT	65.99	J
250466	sticky	90/100-16	TT	72.99	J


**KENDA MOTOCROSS**

**KENDA**  
K771 MILLVILLE

- Specifically designed as the ultimate intermediate terrain combination
- Unique dual rotation tread pattern allows for a wide range of applications from loam to loose soil over hard base
- High grip on soft surface with a hard base
- Lighter casing ply material for reduced unsprung weight
- New tie-bar feature added to shoulder knobs to improve durability and reduce knob tearing
- 6 ply

FRONT				
PART #		SIZE	PLY	
<b>KD77104</b>		70/100 - 19	6	<b>64.95</b> B
<b>250277</b>	Sticky	60/100 - 14	30M	<b>51.95</b> B
<b>250278</b>	Sticky	70/100 - 19	42M	<b>68.95</b> B

REAR				
PART #		SIZE	PLY	
<b>KD77109</b>		110/100 - 18	6	<b>124.95</b> B
<b>KD77109S</b>	Sticky	110/100 - 18	6	<b>119.95</b> B
<b>250281</b>	Sticky	90/90 - 15	47M	<b>62.95</b> B
<b>250271</b>		90/90 - 15	47M	<b>64.95</b> B
<b>250273</b>	Sticky	120/100 - 18	68M	<b>121.95</b> B



**KENDA MX-OFFROAD**



**KENDA**  
K772 PARKER DT

- The all new 2011 Parker DT was developed in BAJA to get through the nasty conditions on earth
- For 2011 the classic Carlsbad tread pattern is back making this the ultimate Desert/Southwest tire
  - Casing/compound designed to meet the demands of the toughest desert terrain
  - 6-Ply rated casing offers 30% more cut resistance
  - New natural rubber compound for extended tread wear and reduced knob chunking

REAR				
PART #		SIZE	PLY	
<b>250310</b>		110/90 - 19	6	<b>98.95</b> B
<b>536-101</b>		100/100 - 18	6	<b>107.95</b> B
<b>536-102</b>		110/100 - 18	6	<b>116.95</b> A
<b>536-103</b>		120/100 - 18	6	<b>117.95</b> A
<b>536-104</b>		110/90 - 19	6	<b>117.95</b> A

**KENDA MOTOCROSS**



**KENDA**  
K775 WASHOUGAL

- Designed to meet the demands of intermediate terrains
- New tread pattern for intermediate conditions
- Triangular shaped knobs to reduce knob flex on hard base areas
- New casting structure with reinforced sidewalls

FRONT				
PART #		SIZE	PLY	
<b>KD77505</b>		60/100 - 14	6	<b>46.95</b> B
<b>KD77508</b>		70/100 - 17	6	<b>55.95</b> B
<b>250288</b>	Sticky	2.50 - 10	33J	<b>38.95</b> B
<b>250289</b>	Sticky	2.50 - 12	33J	<b>42.95</b> B
<b>250292</b>	Sticky	70/100 - 19	42M	<b>68.95</b> B
<b>250298</b>	Sticky	90/100 - 21	57M	<b>70.95</b> B

REAR				
PART #		SIZE	PLY	
<b>KD77509</b>		100/100 - 18	6	<b>89.95</b> B
<b>KD77517</b>		90/90 - 21	6	<b>78.95</b> B
<b>250283</b>	Sticky	100/90 - 19	57M	<b>94.95</b> B

- accessories
- body
- handlebar & grips
- cables & levers
- exhaust
- engine
- fuel & intake
- electrical & ignition
- clutch
- drive
- bearings
- brakes
- steering & suspension
- tires
- tools & shop

- accessories
- body
- handlebar & grips
- cables & levers
- exhaust
- engine
- fuel & intake
- electrical & ignition
- clutch
- drive
- bearings
- brakes
- steering & suspension
- tires
- tools & shop

## KENDA MX-OFFROAD



### KENDA

#### K782 SAND MAD

This is the perfect tire for nasty weather and sandy/muddy conditions • Always make sure have one in the trailer ready to go! • Designed specifically for deep mud or sandy MX course conditions • Paddle shape knobs create a large scoop for improved acceleration traction • Sticky rubber compound for high traction

REAR				
PART #	SIZE	PLY		
250313	100/90 - 19	57M	87.95	B
250314	110/90 - 19	62M	90.95	B

## KENDA MX-OFFROAD



### KENDA

#### K781 TRIPLE

Developed in Arenacross racing, this is the tire you need for those hard terrain applications • Available exclusively in sticky race compound • Designed specifically for hard terrain and blue groove surfaces, especially Arenacross and Supercross-type applications • New sticky rubber compound for high traction • Low profile sidewall for improved cornering stability and cornering traction

FRONT				
PART #	SIZE	PLY		
KD78105	90/90 - 21	54R	85.95	B

REAR				
PART #	SIZE	PLY		
KD78101	110/100 - 18	64M	99.95	B

## KENDA MX-OFFROAD



### KENDA

#### K335 ICE TIRE

• The K335 has become a huge hit up north with the Ice Racing community • Stud it to your preference and hit the Ice! • Designed specifically for Ice Racing • Studs not included • DOT Approved for street use

REAR				
PART #	SIZE	PLY		
250300	400 - 18	4	94.95	B
250301	400 - 18	6	101.95	B
250302	400 - 19	4	101.95	B
250303	400 - 19	6	108.95	B

## KENDA DUAL SPORT

### KENDA

#### K760 TRAKMASTER 2

- Tall aggressive knobs designed for varying terrain
- DOT approved (80% dirt/20% road)
- Strong 6-ply rated carcass
- Dual marked metric and standard on tire



FRONT				
PART #	SIZE	PLY		
KD76001	2.50 - 10	6	24.95	B
KD76002	60/100 - 14	6	38.95	B
KD76003	70/100 - 17	6	51.95	B
KD76004	80/100 - 21	6	66.95	B
250308	70/100 - 19	6	62.95	B

REAR				
PART #	SIZE	PLY		
KD76001	2.50 - 10	6	24.95	B
KD76005	80/100 - 12	6	38.95	B
KD76006	90/100 - 14	6	48.95	B
KD76007	90/100 - 16	6	59.95	B
KD76008	110/100 - 18	6	79.95	B
KD76009	100/90 - 19	6	78.95	B
KD76010	110/90 - 19	6	78.95	B
KD76011	120/90 - 19	6	99.95	B
250306	130/90 - 17	6	92.95	B
250304	100/100 - 18	6	71.95	B
250305	120/100 - 18	6	89.95	B

## KENDA DUAL SPORT

### KENDA


#### K270 DUAL SPORT

- The K270 Dual Sport is great for replacing your OE trail tire
- It provides the perfect balance between a smooth ride on the road and great traction on the trails
- DOT approved (50% dirt / 50% road)
- Available in 4-ply and 6-ply ratings
- Perfect replacement for OEM dual sport tires



FRONT				
PART #	SIZE	PLY		
250093	2.75 - 21	4	43.95	B
250094	3.00 - 21	6	47.95	B
250095	3.25 - 21	4	48.95	B

REAR				
PART #	SIZE	PLY		
250081	3.25 - 17	4	48.95	B
250082	4.60 - 17	6	69.95	B
250083	5.10 - 17	6	69.95	B
250084	2.75 - 18	4	46.95	B
250085	3.50 - 18	4	52.95	B
250086	4.00 - 18	4	69.95	B
250087	4.10 - 18	4	62.95	B
250088	4.50 - 18	6	89.95	B
250089	4.60 - 18	4	71.95	B
250090	5.10 - 18	6	71.95	B
250091	100/90 - 18	4	64.95	B
250092	120/80 - 18	4	62.95	B



## KENDA DUAL SPORT



### KENDA

#### K761 DUAL SPORT

- Leaning more towards street riding than trail riding?
- The K761 Dual Sport is the tire for you
- DOT approved (20% dirt / 80% road)
- Perfect for "on road" dual sport applications
- 4-ply rated casing design

#### FRONT / REAR

PART #	SIZE	PLY		
250103	90/90 - 21	4	61.95	B

## KENDA DUAL SPORT



### KENDA

#### K784 BIG BLOCK

- The all new Big Block Adventure bike tire is here!
- Go anywhere you'd like from street to trail on this hybrid dual sport from Kenda
- High Impact bias casing for high level of puncture resistance
- Rubber compound designed specifically for tread longevity
- Tread pattern provides a smooth ride on the road while still hooking up in the dirt

#### FRONT

PART #	SIZE	PLY		
250177	100/90B19	4	122.95	B
250178	110/80B19	4	120.95	B
250179	90/90B21	4	97.95	B

#### REAR

250173	150/70B17	4	162.95	B
250174	130/80B17	4	111.95	B
250175	150/70B18	4	170.95	B
250176	140/80B18	4	117.95	B

## KENDA

### SUPER TUFF TUBES

- 3.6-3.7mm heavy duty butyl rubber designed to resist punctures and pinch flats.
- Fits all popular MX sizes!
- SUPER TUFF Tubes are THREE times thicker than OEM tubes and are designed specifically for motocross and off-road use.

#### SUPER TUFF TUBES

PART #	TUBE SIZE	VALVE TYPE		
250481	110/100-18	TR-6	37.95	B
250482	120/100-18	TR-6	38.95	B
250483	110/90-19	TR-6	42.95	B
250484	80/100-21	TR-6	37.95	B





# KENDA

## STANDARD TUBES



### VALVE STEM TYPES

TR4, TR6	Straight Metal Stem
TR13	Narrow Rubber Stem
TR15	Standard Rubber Stem
TR87C, JS87	Bent Metal Stem 90 Degree
JS2, PRV78	Bent Metal Stem 90 Degree

Kenda butyl rubber tubes are offered in a variety of sizes and applications.



PART #	TUBE SIZE	VALVE TYPE
250104	9.95 B 250/275-10	TR-4
250105	9.95 B 250/275-10	TR-87C
250106	9.95 B 250/275-10	TR-244
250107	10.95 B 300/325-10	TR-13
250108	10.95 B 300/325-10	TR-87C
250109	10.95 B 350/400-10	TR-6 OFF
250110	10.95 B 350/400-10	TR-13
250111	10.95 B 350/400-10	TR-87C OFF
250112	12.95 B 400/450-10	TR-6
250113	12.95 B 400/450-10	TR-13
250114	12.95 B 400/450-10	TR-87C
250115	13.95 B 120/130/70-12	TR-6
250116	13.95 B 120/130/70-12	TR-87
250117	9.95 B 275/300-12	TR-4
250118	11.95 B 325/350-12	TR-6
250119	14.95 B 400/450-12	TR-6
250120	7.95 B 200/225-14	TR-4
250121	9.95 B 250/275-14	TR-4
250122	10.95 B 275/300-14	TR-4
250123	11.95 B 325/350-14	TR-4
250124	9.95 B 225/250-15	TR-4
250125	10.95 B 275/300-15	TR-4
250126	10.95 B 300/325-15	TR-4
250127	9.95 B 200/225-16	TR-4
250128	9.95 B 225/250-16	TR-4
250129	10.95 B 250/275-16	TR-4
250130	13.95 B 275/300-16	TR-4
250131	12.95 B 300/325-16	TR-4
250132	12.95 B 325/350-16	TR-4
250133	9.95 B 200/225-17	TR-4
250134	10.95 B 250/275-17	TR-4
250135	11.95 B 275/300-17	TR-4
250136	12.95 B 300/325-17	TR-4

PART #	TUBE SIZE	VALVE TYPE
250137	12.95 B 325/350-17	TR-4
250138	14.95 B 375/425-17	TR-6
250139	10.95 B 225/250-18	TR-4
250140	10.95 B 250/275-18	TR-4
250122	10.95 B 275/300-14	TR-4
250142	13.95 B 300/325-18	TR-4
250143	14.95 B 325/350-18	TR-4
250144	16.95 B 350/400-18	TR-6
250145	16.95 B 375/425-18	TR-6
250146	21.95 B 430/530-18	TR-6
250147	19.95 B 500/530-18	TR-6
250148	9.95 B 200/225-19	TR-4
250149	9.95 B 225/250-19	TR-4
250150	11.95 B 250/275-19	TR-4
250151	12.95 B 275/300-19	TR-4
250152	14.95 B 300/325-19	TR-4
250153	16.95 B 325/350-19	TR-4
250154	16.95 B 325/350-19	TR-13
250155	17.95 B 400/450-19	TR-6
250156	14.95 B 300/325-21	TR-4
250157	17.95 B 325/350-21	TR-4
250158	14.95 B 275/300-23	TR-4
250159	13.95 B 300/325-23	TR-4
250141	11.95 B 275/300-18	TR-4
250315	7.95 B 225/250-14	TR-4
250316	7.95 B 225/250-17	TR-4
250317	10.95 B 275/300-21	TR-4
250318	7.95 B 300/325-12	TR-4
250319	12.95 B 350/400-19	TR-6
250320	10.95 B 360/410-14	TR-6
250321	12.95 B 400/450-18	TR-6
250322	13.95 B 450/510-18	TR-6
250323	14.95 B 450/510-19	TR-6
250324	21.95 B 430/510-18	TR-6

- accessories
- body
- handlebar & grips
- cables & levers
- exhaust
- engine
- fuel & intake
- electrical & ignition
- clutch
- drive
- bearings
- brakes
- steering & suspension
- tires**
- tools & shop

# KENDA

## TUFF TUBES



- 2.5mm heavy duty butyl rubber "TUFF Tubes" designed to resist punctures and pinch flats.
- Fits all popular MX sizes!
- TUFF Tubes are two times thicker than OEM tubes and are designed specifically for motocross and off-road use.

PART #	SIZE	PLY
KD8801	12.95 B 2.50/275 - 10 - 10	TR4
KD8802	13.95 B 80/100 - 12	TR4
KD8803	12.95 B 60/100 - 14	TR4
KD8804	16.95 B 90/100 - 14	TR6
KD8805	17.95 B 90/100 - 16	TR6
KD8806	13.95 B 70/100 - 17	TR4
KD8807	23.95 B 110/120/100 - 18	TR6
KD8808	16.95 B 70/100 - 19	TR6
KD8809	19.95 B 100/90 - 19	TR6
KD8810	22.95 B 110/120/90 - 19	TR6
KD8811	20.95 B 80/100 - 21	TR4
KD8812	13.95 B 250 - 12	TR4
KD8813	17.95 B 100/100 - 18	TR6

# TIRES

- accessories
- body
- handlebar & grips
- cables & levers
- exhaust
- engine
- fuel & intake
- electrical & ignition
- clutch
- drive
- bearings
- brakes
- steering & suspension
- tires**
- tools & shop




## DIRT BIKE TIRES



**MICHELIN**

### RECOMMENDED APPLICATIONS

	MOTOCROSS			OFF-ROAD			MINI MX			DUAL SPORT				
	Sand	Soft	Intermediate	Hard	Soft	Intermediate	Hard	Soft	Intermediate	Hard	TRIALS	Desert Racing	90% Off-Road	50% Off-Road
STARCROSS® MS3		■			■									
STARCROSS® MH3			■		■									
STARCROSS® SAND 4	■													
S12 XC™		■		■										
M12 XC™			■		■									
CROSS AC10®			■		■								■	
STARCROSS® MS2 MINI								■						
STARCROSS® MH3 MINI									■					
DESERT™												■		
TRIAL LIGHT™					■						■			
TRIAL COMPETITION™					■						■			

# MICHELIN

## STARCROSS® MS3 *Soft-Intermediate Motorcross Tire*

Developed for intermediate to soft tracks, Starcross® MS3 tires helped win six MX world championships. Starcross® MS3 tires deliver the best traction of all Michelin® motocross tires on loose dirt, thanks to their widely spaced knobs. The front Starcross®MS3 tire excels in steering precision and braking performance.

- M-Block System with scoop-like knobs that easily penetrate soft dirt
- Reinforced knobs resist wear on harder tracks
- Widely spaced knobs facilitate mud evacuation
- Visible treadwear indicator: when the 'M' disappears, Starcross® tires can be reversed on the rim
- Differential rigidity casing: Super-stiff sidewalls for high-impact shock absorption, while the flexible tread area minimizes rebound on rough tracks

FRONT			
80/100-21 51 M	<b>834118</b>	<b>121.95</b>	G
REAR			
100/90-19 57 M	<b>834119</b>	<b>130.95</b>	G
110/90-19 62 M	<b>834120</b>	<b>138.95</b>	G



## STARCROSS® MH3 *Intermediate-Hard Motorcross Tire*

Developed for hard to intermediate tracks, Starcross® MH3 tires helped win six MX2 World Championships. Sculpted side knobs help provide excellent grip in aggressive cornering, while massive central knobs resist chunking.

- Massive knobs resist chunking on hard tracks
- Side knobs help provide excellent grip at extreme lean angles
- Wide center knobs with a reinforced base for aggressive forward drive and dependable starts

FRONT			
80/100-21 51 M	<b>834121</b>	<b>121.95</b>	G
REAR			
100/90-19 57 M	<b>834122</b>	<b>134.95</b>	G
110/90-19 62 M	<b>834123</b>	<b>144.95</b>	G



## STARCROSS® SAND 4 *Sand Motorcross Tire*

The Michelin® Starcross® Sand 4 tire was developed for sandy tracks like Southwick, where conventional tires struggle for traction and cornering grip at extreme lean angles. The scoop-like knob placement of Starcross® Sand 4 tires helps provide excellent traction without digging in. Already a proven winner at the legendary Le Touquet beach race, Starcross® Sand 4 tires are available in two rear sizes for all current motocross bikes.

- Rear motocross tire specifically for use on sandy tracks
- Recommended for use with S12 XC™ or Starcross® MS3 front tires
- Scoop-like knob placement for traction in deep sand
- Widely spaced rows of knobs help evacuate sand
- Zigzag orientation of side knobs aids cornering grip
- Rubber mixture developed to perform well even in cooler temperatures
- Designed for low inflation pressure: Starcross® Sand 4 tires can be used at pressures as low as 12 psi.
- Specific knob pattern for 125's or 250 4-strokes: additional side knobs on the 100/90-19 size help minimize digging in, to avoid power loss with smaller bikes.
- Bib Mousse® fitment: Bib Mousse® M22 recommended for 100/90-19 Starcross® Sand 4 tire; Bib Mousse® M199 recommended for 110/90-19 Starcross® Sand 4 tire.

REAR			
100/90-19 57 M	<b>834124</b>	<b>134.95</b>	G
110/90-19 62 M	<b>834125</b>	<b>144.95</b>	G



- accessories
- body
- handlebar & grips
- cables & levers
- exhaust
- engine
- fuel & intake
- electrical & ignition
- clutch
- drive
- bearings
- brakes
- steering & suspension
- tires**
- tools & shop

## MICHELIN

Every aspect of MICHELIN® XC-series has been designed to maximize traction. Now a new rear rubber mixture improves durability by at least 10-15% compared with previous versions. Redesigned casing construction helps improve traction, feedback and feel, and speeds warm-up time. The MICHELIN S12 XC™ tire is highly versatile and excels in a variety of terrain.

### S12 XC™ Soft-Terrain Motocross / Off-Road Tire

- Reformulated rubber mixture improves durability by at least 10-15%, compared with previous MICHELIN® tires
- Improved grip compared with previous MICHELIN® tires, thanks to new rear tread compound and changes in casing design
- Redesigned tire structure incorporates an additional casing ply under the tread, which helps improve flexibility of the tread area. This in turn improves feedback, traction and warm-up time.
- Thicker sidewalls in the bead area help increase lateral rigidity, further improving feedback and performance.
- Proven, championship-winning tread designs remain unchanged from original S12™ tires
- Aggressive shoulder knob design promotes cornering stability
- Soft- to intermediate-condition tire for motocross or offroad
- Tall, narrow knobs for mud penetration
- Front knobs turned 45° for mud evacuation.



#### FRONT

90/90-21 (80/100-21)	834126	121.95	G
----------------------	--------	--------	---

#### REAR

120/90-18 (100/100-18)	834127	120.95	G
130/80-18 (110/100-18)	834128	122.95	G
140/80-18 (120/90-18)	834129	134.95	G
120/80-19 (100/90-19)	834130	130.95	G
130/70-19 (110/90-19)	834131	139.95	G



### M12 XC™ Intermediate-Terrain Motocross / Off-Road Tire

- Reformulated rubber mixture improves durability by at least 10-15%, compared with previous MICHELIN® tires
- Improved grip compared with previous MICHELIN® tires, thanks to new rear tread compound and changes in casing design
- Redesigned tire structure incorporates an additional casing ply under the tread, which helps improve flexibility of the tread area. This in turn improves feedback, traction and warm-up time.
- Thicker sidewalls in the bead area help increase lateral rigidity, further improving feedback and performance.
- Proven, championship-winning tread designs remain unchanged from original M12™ tires
- Dependable traction and steering in mixed conditions
- Intermediate-condition tire for motocross or off-road
- Differential rigidity casing helps minimize rebound
- Widely spaced knobs shed mud quickly



#### FRONT

90/90-21 (80/100-21)	834132	121.95	G
----------------------	--------	--------	---

#### REAR

120/90-18 (100/100-18)	834133	126.95	G
130/80-18 (110/100-18)	834134	132.95	G
120/80-19 (100/90-19)	834135	134.95	G
130/70-19 (110/90-19)	834136	145.95	G



accessories

body

handlebar  
& gripscables &  
levers

exhaust

engine

fuel &  
intakeelectrical  
& ignition

clutch

drive

bearings

brakes

steering &  
suspension

tires

tools &  
shop

# MICHELIN

## CROSS AC10® Off-Road / Dual-Sport Tire

Versatile Cross AC10® tires excel in a variety of applications. Though DOT-approved for street use, Cross AC10® tires' aggressive bi-directional knob pattern makes them a great choice for recreational off-road and motocross riding.

- Tough, durable and economical
- Excellent traction on virtually any terrain
- Specially formulated rubber mix promotes impressive durability
- Resists tearing and chunking even under hard use
- Reversible tread pattern, with mirror-image knobs that help provide equal traction in both directions
- R speed rating for highway use

FRONT			
80/100-21 51 R	<b>834137</b>	<b>124.95</b>	G
REAR			
100/100-18 59 R	<b>834138</b>	<b>124.95</b>	G
110/100-18 64 R	<b>834139</b>	<b>122.95</b>	G
100/90-19 57 R	<b>834140</b>	<b>133.95</b>	G
110/90-19 62 R	<b>834141</b>	<b>140.95</b>	G



## TRIAL LIGHT™ Lightweight Trials Tire

Updated casing design improves lateral stability in corners, compared with earlier MICHELIN® trials tires. New MICHELIN® Trial X Light™ rear tire is more than a pound lighter than its predecessor, reducing unsprung weight, for improved suspension response and maneuverability. Redesigned bead area increases sidewall rigidity to reduce tire movement on the rim, even at very low air pressure. New Maximized Contact Patch casing for better grip on loose surfaces and when cornering. Recommended pressures for trials use: 6 psi front, 5 psi rear.

FRONT			
80/100-21 51 M	<b>834161</b>	<b>180.95</b>	G



## TRIAL COMPETITION™ Off-Road Trials Competition Tire

Serious off-road riders have discovered that trials tires aren't just for trials anymore. You'll appreciate the exceptional traction and handling of Michelin® Trial Competition™ tires on practically any trail. The rear Trial Competition™ tire is available in both bias-ply and radial construction.

- MICHELIN® Trial Competition™ tires have dominated the sport, with more than 26 World Championships since 1981
- Extraordinary suppleness, grip and strength make Trial Competition™ tires the smart choice of both pros and amateurs
- Not recommended for highway use

FRONT			
2.75-21 45 L	<b>834163</b>	<b>170.95</b>	G
REAR			
4.00R18 64 L	<b>834165</b>	<b>282.95</b>	G



- accessories
- body
- handlebar & grips
- cables & levers
- exhaust
- engine
- fuel & intake
- electrical & ignition
- clutch
- drive
- bearings
- brakes
- steering & suspension
- tires**
- tools & shop

## DUAL SPORT

< 20% DIRT | 80% ROAD >

- accessories
- body
- handlebar & grips
- cables & levers
- exhaust
- engine
- fuel & intake
- electrical & ignition
- clutch
- drive
- bearings
- brakes
- steering & suspension
- tires
- tools & shop

SIZE	TUBE TYPE	LOAD/SPEED INDEX	MFG #	PART #		
<b>VRM-163</b>						
2.75-21	TT	45P	M16301	750267	75.95	G
4.10-18	TT	59P	M16302	750268	107.95	G
90/90-21	TL	54S	M16303	750270	64.95	G



### VRM-163

- Ice tire application for use with studs
- Excellent compound for long mileage
- Sidewall construction to reduce punctures
- Better weight carrying capacity

SIZE	TUBE TYPE	LOAD/SPEED INDEX	MFG #	PART #		
<b>VRM-193</b>						
2.75-21	TT	45P	M19301	750306	75.95	G
90/90-21	TT		M19303	750309	68.95	G
4.10-18	TT	59P	M19304	750307	97.95	G
100/90-18	TT	56P	M19305	750303	100.95	G
130/80-17	TL	65H	M19306	750304	82.95	G
130/80-17	TT	65P	M19307	750305	82.95	G



### VRM-193

- Available in all popular dual sport sizes for larger bikes
- 80% road for added mileage and durability
- Strong application for gravel and fire road riding

SIZE	TUBE TYPE	LOAD/SPEED INDEX	MFG #	PART #		
<b>VRM-206</b>						
2.75-21	TT	45P	M20601	750314	75.95	G
3.00-21	TT	51P	M20602	750315	90.95	G
4.00-18	TT	64P	M20603	750316	103.95	G
4.10-18	TT	60P	M20604	750317	100.95	G
4.60-17	TT	62P	M20605	750318	104.95	G



### VRM-206

- Excellent replacement tire for Suzuki DR650
- Sidewall construction for weight carrying capacity

SIZE	PART #		
<b>RIM STRIPS</b>			
2.50/3.25-19	750146	4.95	G
2.75/3.25-21	750157	4.95	G
3.50/4.50-18	750186	4.95	G
4.50/5.10-16	750192	4.95	G
4.50/5.10-16 Offset	750193	4.95	G
5.00/5.10-16	750200	3.95	G
5.00/5.10-16 Offset	750201	4.95	G



## RIM STRIPS

Rimstrips are used primarily on wire wheels, to protect the tube from sharp edges on the spoke nipples. Quality rimstrips are easily accessible and very affordable, so when you're installing new tires also order new rimstrips.

# Vee Rubber

PERFORMANCE TIRES

## DUAL SPORT

< 20% DIRT | 80% ROAD >

### VRM-022 | 022B

SIZE	TUBE TYPE	LOAD/SPEED INDEX	MFG #	PART #	
<b>VRM 022B</b>					
4.10-18	TT	62R	M02201	750236	92.95 G
3.50-18	TT	62R	M02202	750235	77.95 G
<b>VRM 022</b>					
3.00-21	TT	51R	M02204	750233	69.95 G
2.75-21	TT	51R	M02205	750232	60.95 G
4.00-18	TT	64R	M02207	750238	112.95 G
2.75-18	TT	42R	M02209	750240	66.95 G
4.60-17	TT	62R	M02210	750241	109.95 G
3.00-17	TT	48R	M02212	750243	70.95 G
3.00-16	TT	52R	M02215	750246	70.95 G
2.75-14	TT	35P	M02216	750247	52.95 G



- Excellent application for older dual sport bikes
- Full sidewall profile



# Vee Rubber

PERFORMANCE TIRES

## DUAL SPORT | FIM

< 90% DIRT | 10% ROAD >

### VRM- 211

SIZE	TUBE TYPE	LOAD/SPEED INDEX	MFG #	PART #	
<b>VRM 211</b>					
110/80-19	TT	59R	M21103	750325	87.95 G
120/90-18	TT	65R	M21104	750326	118.95 G



- Intermediate terrain application
- Available in 140/80-18 for larger dual sport bike application
- DOT approved

### VRM- 211B

SIZE	TUBE TYPE	LOAD/SPEED INDEX	MFG #	PART #	
<b>VRM 211B</b>					
140/80-18	TT	70R	M21101	750324	118.95 G



- Intermediate terrain application
- Available in 140/80-18 for larger dual sport bike application
- DOT approved

- accessories
- body
- handlebar & grips
- cables & levers
- exhaust
- engine
- fuel & intake
- electrical & ignition
- clutch
- drive
- bearings
- brakes
- steering & suspension
- tires**
- tools & shop

## MOTOCROSS

### VRM-140

SIZE	TUBE TYPE	LOAD/SPEED INDEX	MFG #	PART # *GNCC TIRE	
<b>VRM-140</b>					
2.50-10	TT	33J	M14003	750254	23.95 G
70/100-17	TT	40M	M14005	750255	38.95 G
100/100-18	TT	59M	M14006	750248	91.95 G
110/100-18	TT	64M	M14007	750250*	94.95 G
100/90-19	TT	57M	M14009	750249	93.95 G
110/90-19	TT	62M	M14010	750251*	95.95 G
80/100-21	TT	51M	M14013	750259	93.95 G

- 4 ply rated casing material reduces unsprung weight
- Lightweight construction for motocross application
- Special, slow rebounding rubber
- Allows more contact for a longer period for better traction
- More traction on rocks and roots



SIZE	TUBE TYPE	LOAD/SPEED INDEX	MFG #	PART # *GNCC TIRE	
<b>VRM-229</b>					
100/90-19	TT	57M	M22903	750339	93.95 G
110/100-18	TT	64M	M22904	750340*	98.95 G
100/100-18	TT	59M	M22905	750338	91.95 G
120/90-19	TT		M22906	750343*	106.95 G
120/100-18	TT		M22907	750342*	99.95 G
90/100-21	TT		M22908	750345*	96.95 G

### VRM-229

Intermedia to hard terrain design. Reinforced sidewall construction for less flex during cornering. 4 ply construction for lightweight motocross application. Innovative tread patterns for off road applications.



SIZE	TUBE TYPE	LOAD/SPEED INDEX	MFG #	PART # *GNCC TIRE	
<b>VRM-300F</b>					
100/90-19	TT	57M	M30005	750359	101.95 G
110/100-18	TT	64M	M30007	750360*	98.95 G
120/90-19	TT	66M	M30009	750365*	109.95 G
120/100-18	TT	68M	M30010	750364*	100.95 G
120/90-19	TT TACKEE	66M	M30013	750366*	122.95 G

### VRM-300F

- Tread patterns specifically designed for hard packed surfaces
- Exceptional traction for "blue groove" conditions
- Special, slow rebounding rubber
- Allows more contact for a longer period for better traction
- More traction on rocks and roots
- Tackee is so good it's like cheating!







**Special compound for additional traction on any surface. Special tread blocks create a flat and wide footprint in most applications. Additional application for Enduro riding and Endurocross**



SIZE	TUBE TYPE	LOAD/SPEED INDEX	MFG #	PART #	
<b>VRM 308F</b>					
2.50-19	TT	41L	M30805	750413	56.95 G
2.75-21	TT	45L	M30801	750414	68.95 G
<b>VRM 308R</b>					
4.25-R19	TBL	67L	M30805	750416	139.95 G
4.00-R18	TBL	64L	M30803	750417	122.95 G

**VRM-021**



SIZE	TUBE TYPE	LOAD/SPEED INDEX	MFG #	PART #	
<b>VRM-021</b>					
2.50-17	TT	43M	M02104	750225	42.95 G
2.75-18	TT	48P	M02106	750226	58.95 G
2.75-19	TT	49P	M02102	750227	58.95 G
2.75-21	TT	50P	M02101	750228	60.95 G
3.00-18	TT	52P	M02105	750229	67.95 G
4.00-18	TT	64P	M02103	750231	100.95 G



**RIM STRIPS**

Pkg. 10

EM88799	19"	6.95	L
EM88791	21"	6.95	L

250160	28 x 15/15mm	2.95	B
250161	32 x 16/17mm	2.95	B
250163	32 x 18/19mm	2.95	B
250164	22 x 20/21mm	2.95	B

**CAST ALUMINUM RIM LOCKS**

EM26060	1.85"	9.95	L
EM26070	2.15"	9.95	L

EM26060



**MOTORCYCLE TIRE SIZE CONVERSION CHART**

FRONT METRIC	OLD METRIC	INCH	REAR METRIC	OLD METRIC	INCH
60/ 100	90/ 80	2.50/ 2.75	80/ 100	80/ 90	2.50/ 3.60
70/ 100	90/ 90	2.75/ 3.00	90/ 100	110/ 80	3.60/ 4.10
80/ 100	100/ 80	3.00/ 3.25	100/ 100	120/ 80	4.00/ 4.10
			110/ 100	130/ 80	4.00/ 4.50
			120/ 100	140/ 80	5.00/ 5.10

- accessories
- body
- handlebar & grips
- cables & levers
- exhaust
- engine
- fuel & intake
- electrical & ignition
- clutch
- drive
- bearings
- brakes
- steering & suspension
- tires
- tools & shop

- accessories
- body
- handlebar & grips
- cables & levers
- exhaust
- engine
- fuel & intake
- electrical & ignition
- clutch
- drive
- bearings
- brakes
- steering & suspension
- tools & shop
- TIRES

## UNIVERSAL TRAINING WHEELS 50CC

Now young children can ride on ANY entry-level motorcycle with this proven universal trainer. Whether the child's bike is a Honda, Yamaha, Suzuki or any import 50cc entry-level motorcycle. The Universal training wheel system will allow for adjustability and adaptability. With this Wheels-4-Tots® product you can adjust the wheel height and mounting position for your type of riding terrain as well as rider's skill level. The Universal Trainer by Wheels-4-Tots® will give children quality seat time to develop important riding skills, while offering parents complete confidence and satisfaction.



- One training wheel unit that fits all 50cc entry-level motorcycles.
- Adjustable for different types of terrain and riders' skill level.
- Solid steel axle with CNC machined components.
- 8" pneumatic wheels with tube and 4 ply tires.
- 5/8" Sealed Ball Bearing with grease fitting for long life.
- Hardened bolts with lock nuts.
- Developed by Wheels-4-Tots, a company that educates and trains younger riders.
- Limited Life-Time Guarantee



315002 129.95 G

## RACING VALVES FOR TUBELESS TIRES



- Available in 2 different sizes (8.3mm and 11.3mm) to cover most of the popular sport bike aftermarket wheel brands
- Incorporates a 90 valve angle using a bridgeport design for easy inflation access and lowers centrifugal force effects
- Fixed to the wheel using a lock nut to prevent the valve from bending or being expelled
- TUV approved
- These valve stems come in a pack of 2 and include: 2 valve stems, 2 lock nuts, o-rings, valve cores, and valve caps



	8.3MM			11.3MM	
BLUE	904612	33.45	G	904616	33.45 G
GRAY	904613	33.45	G	904617	33.45 G
BLACK	904614	33.45	G	904618	33.45 G
RED	904615	33.45	G	904619	33.45 G
GOLD	-----			904620	33.45 G

**TUBES**



SIZE	VALVE TYPE	PART #	
<b>STANDARD</b>			
100-110/80-10	TR4	750108	8.95 G
100/80-17	TR4	750104	11.95 G
100/90-10	TR4	750105	7.95 G
110-120/90-18	TR4	750115	13.95 G
110/80-18	TR4	750111	12.95 G
110/90-12	TR4	750112	12.95 G
120-130/70-12	TR4	750121	12.95 G
120-130/90-10	TR4	750122	10.95 G
120-130/90-16	TR4	750124	21.95 G
120/130/90-16 N.R.	TR4	750118	21.95 G
120/90-17 N.R.	TR4	750119	16.95 G
130/70-13	TR4	750126	13.95 G
130/90-18	TR4	750127	20.95 G
130/90-19	TR4	750128	21.95 G
140/150/90-15	TR4	750129	23.95 G
2.00/2.25-14	TR4	750133	5.95 G
2.00/2.25-16	TR4	750134	6.95 G
2.00/2.25-17	TR4	750135	6.95 G
2.00/2.25-19	TR4	750136	7.95 G
2.25/2.50-17	TR4	750137	6.95 G
2.25/2.50-18	TR4	750138	7.95 G
2.50-12	TR4	750147	6.95 G
2.50/2.75-14	TR4	750142	6.95 G
2.50/2.75-16	TR4	750143	7.95 G
2.50/2.75-18	TR4	750145	7.95 G
2.75/3.00-14	TR4	750151	7.95 G
2.75/3.00-17	TR4	750152	8.95 G
2.75/3.00-18	TR4	750153	8.95 G
2.75/3.00-19	TR4	750154	8.95 G
3.00/3.25-16	TR4	750169	8.95 G
3.00/3.25-18	TR4	750170	10.95 G
3.00/3.25-19	TR4	750171	11.95 G
3.00/3.50-10	TR4	750173	8.95 G
3.25/3.50-16	TR4	750177	8.95 G
3.25/3.50-17	TR4	750178	9.95 G
3.25/3.50/4.10-19	TR4	750176	12.95 G
3.50/4.00- 8	TR4	750179	6.95 G
3.50/4.00-10	TR4	750180	6.95 G
3.50/4.00-12	TR4	750182	11.95 G
4.00/4.50/4.75-18	TR4	750187	12.95 G
4.10-14	TR4	750189	9.95 G
4.50/5.10-15	TR4	750190	13.95 G
4.50/5.10-16	TR4	750191	15.95 G

N.R. = NATURAL RUBBER

SIZE	VALVE TYPE	PART #	
<b>STANDARD continued</b>			
500/510-16	TR4	750204	18.95 G
5.00/5.50-18	TR4	750202	14.95 G
70/90-16	TR4	750207	7.95 G
70/90-17	TR4	750208	7.95 G
70/90-18	TR4	750209	9.95 G
80/80-14	TR4	750214	7.95 G
80/80-17	TR4	750215	8.95 G
80/90-16	TR4	750216	8.95 G
80/90-17	TR4	750217	9.95 G
80/90-18	TR4	750218	9.95 G
90/100-19	TR4	750220	11.95 G
90/90-10	TR4	750221	7.95 G
90/90-16	TR4	750222	12.95 G
90/90-18	TR4	750223	12.95 G
5.00/5.10-16	TR15	750197	17.95 G
5.00/5.10-16 Offset	TR15	750198	19.95 G
4.50/5.10-16 Offset	TR4	750194	16.95 G
5.00/5.10-16 Offset	TR4	750199	19.95 G
120-130/90-10	TR87	750123	10.95 G
170/80-15 TR87	TR87	750132	35.95 G
25/8.00-12	TR6	750166	23.95 G
3.00/3.25-12	TR87	750168	8.95 G
3.50/4.00-13	TR87	750183	11.95 G
120/130/90-16 N.R.	PV78	750117	24.95 G
170/80-15	PV78	750131	23.95 G
4.50-5.10-5.50-17 N.R.	PV78	750195	18.95 G
500/510-16	PV78	750203	21.95 G
22/11-9	TR6	750459	25.95 H
<b>HEAVY DUTY</b>			
100/100-18 N.R.	TR4	750102	21.95 G
120/100-18 N.R.	TR4	750116	23.95 G
120/90-19 N.R.	TR4	750120	23.95 G
<b>SUPER HEAVY DUTY</b>			
100/100-18 N.R.	TR4	750103	35.95 G
110/100-18 N.R.	TR4	750110	35.95 G
110/90-19 N.R.	TR4	750114	32.95 G
80/100-21 N.R.	TR4	750213	34.95 G

- accessories
- body
- handlebar & grips
- cables & levers
- exhaust
- engine
- fuel & intake
- electrical & ignition
- clutch
- drive
- bearings
- brakes
- steering & suspension
- tires
- tools & shop

## PSYCHIC® MX COMPONENTS STAINLESS STEEL SPOKE SETS



- Complete Sets – Everything you need for one wheel
- 304 grade stainless steel meets or exceeds OEM standards
- Uniform diameter design increases spoke strength over OEM
- Chrome Plated, Includes Matching Nipples
- Interchangeable with Psychic and/or OEM Rims and Hubs

APPLICATION	YEAR	SIZE RIM	POS.	PART #	SPECS
<b>HONDA</b>					
XR250/600/650R	89-08	18"	Rear	<b>120759 64.95</b>	L FOR 18" RIM. INNER SPOKE 224MM X 3.5MM=18PCS, THREAD LENGTH: 14MM. NIPPLE:20MMX7.3MM=36PCS. OUTER SPOKE 220MMX3.5MM = 18PCS, THREAD LENGTH:14MM.
CRF250/450X	02-11	18"	Rear	<b>120774 68.95</b>	L FOR 18" RIM. SPOKE 198MM X 4MM = 32PCS. THREAD LENGTH: 6MM. NIPPLE: 20MM X 8MM = 32PCS.
CR125/250R / CRF250/450R**	89-11	18"	Rear	<b>120774 68.95</b>	L FOR 18" RIM. SPOKE 198MM X 4MM = 32PCS. THREAD LENGTH: 16MM. NIPPLE 20MM X 8MM = 32PCS.
CR125/250R / CRF250/450R	89-11	19"	Rear	<b>120760 62.95</b>	L FOR 19" RIM. INNER SPOKE 210MM X 4MM=16PCS, THREAD LENGTH: 17MM. NIPPLE: 20MMX7.3MM=32PCS. OUTER SPOKE 206MMX4MM=16PCS, THREAD LENGTH:17MM.
CR125/250R CRF250/450R/X	95-11	21"	Front	<b>120761 65.95</b>	L FOR 21" RIM. LENGTH: 240MM X 3.5MM=36PCS, THREAD LENGTH: 14MM. NIPPLE LENGTH: 20MM X 7.3MM = 36PCS.
XR250/400/600/650R	89-10	21"	Front	<b>120775 64.95</b>	L FOR 21" RIM. SPOKE 249MM X 3.5MM = 36PCS. THREAD LENGTH: 15MM. NIPPLE 20MM X 8MM = 36PCS.
NOTE: ** Stock 19" rim will need to be replaced with corresponding 18" PSYCHIC Rim					
<b>KAWASAKI</b>					
KX125/250F/ 250/450F	99-11	19"	Rear	<b>120762 74.95</b>	L FOR 19" RIM. INNER SPOKE: 202MM X 4MM= 27PCS, THREAD LENGTH: 17MM. NIPPLE: 20MMX8MM=36PCS. OUTER SPOKE: 205MM X 4MM=9PCS, THREAD LENGTH: 17MM.
KX125/250	99-08	21"	Front	<b>120763 65.95</b>	L FOR 21" RIM. SPOKE LENGTH: 228MM X 3.5MM = 36PCS. SPOKE THREAD LENGTH: 17MM. NIPPLE 20MM X 8MM = 36PCS.
KX250F	04-05	21"	Front	<b>120763 65.95</b>	L FOR 21" RIM. SPOKE LENGTH: 228MM X 3.5MM = 36PCS. SPOKE THREAD LENGTH: 17MM. NIPPLE 20MM X 8MM = 36PCS.
KX250/450F / KLX450X	06-11	21"	Front	<b>120764 63.94</b>	L FOR 21" RIM. SPOKE: 227MM X 3.5MM= 36PCS, THREAD LENGTH: 14MM. NIPPLE: 20MM X 7.2MM =36PCS.
<b>KTM</b>					
All SX	98-11	19"	Rear	<b>120765 74.95</b>	L FOR 19" RIM. SPOKE 207MM X 4MM = 36PCS, THREAD LENGTH: 17MM. NIPPLE: 20MM X 8MM = 36PCS.
All SX/EXC/MXC/XC	98-11	21"	Front	<b>120766 72.95</b>	L FOR 21" RIM. SPOKE: 226MM X 4MM= 36PCS, THREAD LENGTH: 17MM. NIPPLE LENGTH: 20MM X 8MM= 36PCS.
<b>SUZUKI</b>					
RM125/250	86-09	19"	Rear	<b>120767 72.95</b>	L FOR 19" RIM. SPOKE 202MM X 4MM= 36PCS, THREAD LENGTH: 17MM. NIPPLE 20MM X 8MM = 36PCS.
RM125/250	86-09	21"	Front	<b>120768 63.95</b>	L FOR 21" RIM. SPOKE 227MM X 3.5MM = 36PCS, THREAD LENGTH: 15MM. NIPPLE 20MM X 8MM = 36PCS.
RMZ250	04-06	19"	Rear	<b>120762 74.95</b>	L FOR 19" RIM. INNER SPOKE: 202MM X 4MM= 27PCS, THREAD LENGTH: 17MM. NIPPLE: 20MMX8MM=36PCS. OUTER SPOKE: 205MM X 4MM=9PCS, THREAD LENGTH: 17MM.
RMZ250	04-06	21"	Front	<b>120763 65.95</b>	L FOR 21" RIM. SPOKE LENGTH: 228MM X 3.5MM = 36PCS. SPOKE THREAD LENGTH: 17MM. NIPPLE 20MM X 8MM = 36PCS.
RMZ250	07-11	19"	Rear	<b>120769 69.95</b>	L FOR 19" RIM. INNER SPOKE: 207MM X 4MM= 18PCS. THREAD LENGTH: 17MM. NIPPLE: 20MMX8MM=36PCS. OUTER SPOKE: 205MMX4MM=18PCS. THREAD LENGTH: 17MM.
RMZ250	07-11	21"	Front	<b>120770 64.95</b>	L FOR 21" RIM. SPOKE 231MM X 3.5MM = 36PCS, THREAD LENGTH: 15MM. NIPPLE: 20MM X 8MM = 36PCS.
RMZ450	07-11	19"	Rear	<b>120769 69.95</b>	L FOR 19" RIM. INNER SPOKE: 207MM X 4MM= 18PCS. THREAD LENGTH: 17MM. NIPPLE: 20MMX8MM=36PCS. OUTER SPOKE: 205MMX4MM=18PCS. THREAD LENGTH: 17MM.
RMZ450	05-11	21"	Front	<b>120770 64.95</b>	L FOR 21" RIM. SPOKE 231MM X 3.5MM = 36PCS, THREAD LENGTH: 15MM. NIPPLE: 20MM X 8MM = 36PCS.
<b>YAMAHA</b>					
All YZ/YZF**/W	99-11	18"	Rear	<b>120771 68.95</b>	L FOR 18" RIM. INNER SPOKE:192MM X 4MM=18PCS. THREAD LENGTH: 16MM. NIPPLE: 20MM X8MM=36PCS. OUTER SPOKE: 190MMX4MM=18PCS. THREAD LENGTH: 16MM.
All YZ/YZF	99-11	19"	Rear	<b>120772 66.95</b>	L FOR 19" RIM. INNER SPOKE: 208MM X 4MM= 18PCS, THREAD LENGTH: 17MM. NIPPLE: 20MMX8MM=36PCS. OUTER SPOKE: 205MMX4MM=18PCS. THREAD LENGTH: 17MM.
All YZ/YZF/WR	02-11	21"	Front	<b>120773 63.95</b>	L FOR 21" RIM. SPOKE 228MM X 3.5MM = 36PCS. THREAD LENGTH: 15MM. NIPPLE: 20MM X 8MM = 36PCS
NOTE: ** Stock 19" rim will need to be replaced with corresponding 18" PSYCHIC Rim					

**BRONCO TIRE INFLATOR KIT**

- Kit Includes:
- 6 Tire Plugs
  - 1 Probe
  - 1 T-handle Tool
  - 3 16 Gr. oz. Cartridges
  - 1 Regulator
  - 1 Black Carrying Bag



**62-12058 23.95 L**

**ATV TIRE GAUGE  
0-8 PSI**



Pocket size (2 1/2") low pressure tire gauge. Marked in 1/2 lb. increments, accurately measures tire pressure up to 8 lbs.

**EM68508 3.95 L**

**ATV TIRE GAUGE 1-20 PSI**



Marked in 1/2 lb. increments and graduated from 1-20 lbs. Has a four sided calibrated bar provided with an air release and an offset chuck.

**EM68520 4.95 L**

**WHEEL CHOCK**

- 11"
- Sold each

**266047 27.95 G**



**QUICK RELEASE KITS**

Designed to be securely mounted to the floor and provide a quick and easy way to install and remove your wheel chocks. The floor bracket is constructed of 10ga steel and has a tough and durable powder coat finish. The wheel chock, itself, locks in place with 5/16" grade 5 carriage bolts.

**AE3342 41.95 B**



- accessories
- body
- handlebar & grips
- cables & levers
- exhaust
- engine
- fuel & intake
- electrical & ignition
- clutch
- drive
- bearings
- brakes
- steering & suspension
- tires**
- tools & shop

- accessories
- body
- handlebar & grips
- cables & levers
- exhaust
- engine
- fuel & intake
- electrical & ignition
- clutch
- drive
- bearings
- brakes
- steering & suspension
- tires
- tools & shop

**IMPORTANT NOTICE** After installing Ride-On TPS Motorcycle Formula sealant into your tires you may notice a slight vibration until the sealant has warmed up and distributed evenly in your tires. This process usually takes 2 to 5 miles. Please DO NOT attempt to rebalance tires after the installation of Ride-On TPS Motorcycle Formula. Ride-On TPS is a balancing compound. Ride-On TPS will act as a balancer and will result in erroneous readings from a dynamic spin balancer that does not compensate for tire deflection, weight of the bike, brakes, or other suspension components. Ride-On is TPMS friendly, however it is not recommended for use in 2009, 2010, and 2012 Honda Gold Wings as their TPMS Sensors are not hermetically sealed.



## TPS TIRE BALANCER AND SEALANT



DESCRIPTION	PART #		
<b>MOTORCYCLE FORMULA</b>			
8 oz. (12 per case)	650274	14.95	L
5 Gallon Pail	650272	606.95	G
Pump For 5 Gallon Pail	650273	174.95	AE
<b>ATV/UTV FORMULA</b>			
32 oz. (12 per case)	650275	17.95	G
5 Gallon Pail	650276	305.95	G

**BALANCE** With one installation of Ride-On, lead weights become a thing of the past. While Ride-On works in conjunction with traditional weights, you won't need them anymore. Ride-On is specially formulated to hydrodynamically balance high-speed tires and dampen road noise and vibrations that cause a rough ride. The great thing is Ride-On will continue to adjust and literally rebalance your tires as you ride for the legal life of the tires. So go ahead, pop off those wheel weights, shine your wheels, and enjoy the smoothest ride you have ever experienced on your bike.

**SAFETY FIRST** With Ride-On TPS tire sealant, your tire literally fixes itself! If your tire is punctured, the centrifugal force of the rotating tire and the internal air pressure force Ride-On into the hole, sealing it virtually instantly. Since it helps eliminate porosity leaks that cause tires to deflate over time, your tires stay properly inflated, last longer, your bike handles better and gets more miles per gallon.

**WORKS IN TUBE AND TUBELESS TIRES** Ride-On TPS eliminates 85-95% of flats in tubeless tires from objects up to 1/4" (1/8" for tube tires) that penetrate the contact patch of the tire. Since puncturing objects often tear tubes, Ride-On's efficiency in tube tires is reduced to 55-65%. If the puncturing object remains in the tire, it is vital to remove it as soon as possible to prevent further injury to the tire or tube. Our company takes the position that any repair in a motorcycle tire should be treated as temporary.



## LED SMART CAPS

DESCRIPTION	PART #		
<b>LED SMART CAPS</b>			
LED Smart Cap (2 Pack)	650277	34.95	B
LED Smart Cap Small Display w/Wired Cap	650278	23.95	B

The LED Smart Cap Tire Pressure Monitor (TPMS) valve cap is a must for people that want to make sure that their tires are properly inflated. Once installed the LED Smart Cap TPMS valve cap will alert you if the tire pressure drops by a setpoint pressure. The Light Vehicle version of the Smart Cap Tire Pressure Monitor system is available for automobiles, SUVs, light trucks, vans, motorcycles, scooters, trailers, ATVs, etc. with a pressure range of 10 to 70 psi and a low pressure warning trigger of 4 psi (with a +/- 10% accuracy).

- Easy to Install - Simply screw valve caps onto tire valve stems.
- Bright blinking LED light that is visible in daylight and night time
- Self-Calibrating - Automatically calibrates to pressure the tire was set at when the cap was installed. The same valve can be used with tires from 10 psi to 70 psi (Auto and Motorcycle Version with a 4 psi pressure drop alarm) or 30 to 170 psi for commercial version (available in 4 psi or 8 psi pressure drop alarm)
- Automatically compensates for ambient temperature changes to avoid false alarms.
- Comes with integrated anti-theft device.
- Long lasting low pressure alert - blinking red light alerts of low pressure for 750 hours (more than a month).
- Low battery alarm - the led valve cap will blink yellow for up to 100 hours to alert you that the batteries are running low.
- Long Lasting 3 year battery shelf life.
- Great compliment to Ride-On TPS filled tires - 100% compatible and now you can be alerted of a slow leak.
- Proper tire inflation pressure helps extend tire life.
- Proper tire inflation pressure helps optimize fuel economy and save up to 3% in fuel.
- Available in 2 and 4 pack blister Packaging, as well individual and bulk packaging.



## TREAD DOCTOR™

Tread Doctor Knobby Cutting Tool™ New Traction on Worn Tires!

Lightweight heated tool cuts new edges into your dull worn out knobby tires. Refresh your front or rear tire before installing a new one. Extends the life of your tire.

Tread Doctor™ uses a specially designed heated carbide cutting blade to trim your knobby tires. This easy do it yourself tool gives you new traction for every ride! With a little practice you can cut the minimal amount of rubber off each time to get a new edge thus extending the life our your tires. Get More Traction For Every Ride!

- Heated Carbide Cutting Tool for Any Knobby Tire
- Use for Motocross, Trail, ATV/UTV, Enduro and Racing
- Use Tread Doctor™ to cut tires for different conditions.
- Unit Includes ON/Off Switch and Holding Stand
- Easily Pays for itself with Just One Tire.
- 100W 120V 50/60Hz
- CE and ROHS Certified tire cutting knife.
- All components used exceed industry standard for durability and enhanced functionality.
- Made For Enthusiasts by Enthusiasts.



315001 59.95 L

## ORIGINAL GOLD SCREWS

OGS12	23.95	B	Pkg. 250	1/2"
OGS34	27.95	B	Pkg. 250	3/4"
OGS100	28.95	B	Pkg. 250	1"
534000	23.95	B	Pkg. 250	7/16"
534001	25.95	B	Pkg. 250	5/8"
534002	68.95	B	Pkg. 1000	7/16"
534003	68.95	B	Pkg. 1000	1/2"
534004	79.95	B	Pkg. 1000	5/8"
534005	84.95	B	Pkg. 1000	3/4"
534006	88.95	B	Pkg. 1000	1"



- Deep V-head design for the serious racer
- Large shank with coarse threads helps prevent screws from pulling out
- Heat-treated for long, sharp head life
- Gold coarse thread screws are designed to decrease pull-out from tires
- Sold in 250 or 1000-piece bags in four lengths
- 1/4" head diameter
- Made in the U.S.A., AMA approved

## PRO GOLD SCREWS

534007	42.95	B	Pkg. 250	1-1/4"
534008	48.95	B	Pkg. 250	1-1/2"
534009	69.95	B	Pkg. 500	1-1/4"
534010	76.95	B	Pkg. 500	1-1/2"



- Deep V-head design for the serious racer
- Large shank with coarse threads helps prevent screws from pulling out
- Heat-treated for long, sharp head life
- Black fine thread screws are designed for better indexing in the tires
- Sold in 250 or 500-piece bags in two lengths
- 1/4" head diameter
- Made in the U.S.A., AMA approved

## ERGO SPOKE WRENCHES

- 6 piece spoke wrench set includes convenient storage pouch
- Unique combination wrench design has 3-sided open end and semi-closed end
- Use open end for quick adjustment of spoke nipples and semi-closed end for those hard to turn nipples that require more torque
- Specially designed ergonomic handle allows larger turning radius and excellent grip and feel
- Polished finish with laser engraved logo and size markings
- Limited lifetime warranty
- Patent pending

DESCRIPTION	PART #		
5.0 mm	143836	10.99	E
6.0 mm	143837	10.99	E
6.3 mm	143838	10.99	E
6.5 mm	143839	10.99	E
6.8 mm	143840	10.99	E
7.0 mm	143841	10.99	E
Set of 6	143842	64.99	E




## PRO SERIES TIRE SEALANT

- Protect your tires with the industry-leading tire sealant!
- Seals punctures up to 1/2" in the tread.
- Seals punctures up to 1/4" in the sidewall.



254070 16.95 B




- accessories
- body
- handlebar & grips
- cables & levers
- exhaust
- engine
- fuel & intake
- electrical & ignition
- clutch
- drive
- bearings
- brakes
- steering & suspension
- tires
- tools & shop

- accessories
- body
- handlebar & grips
- cables & levers
- exhaust
- engine
- fuel & intake
- electrical & ignition
- clutch
- drive
- bearings
- brakes
- steering & suspension
- tires**
- tools & shop



## MOTION PRO 11 INCH TIRE LEVER

- Cold forged steel
- 11 inch size
- Provides excellent leverage



678005	Sold Each	5.50	E
678006	Package of 2	10.99	E

## MOTION PRO 16 INCH PRE-CURVED TIRE IRON

- Cold forged steel
- 16 inch long double-compound-curved tire iron
- Sold individually



6780007	15.99	E
---------	-------	---

## SPOON TYPE TIRE IRON

- Curved end fits securely in the hand
- Hard nickel pewter finish
- 10 inches long and weighs 7.1 oz.
- Width at spoon is 25mm
- Recommended by top tire changers



142084	15.99	E
--------	-------	---

## SPOON TYPE TIRE IRON SET OF 2

- Curved end fits securely in the hand
- Hard nickel pewter finish
- Each lever is 10 inches long and weighs 7.1 ounces
- Width at spoon is 25 mm
- Includes a handy vinyl carrying pouch



142320	29.99	E
--------	-------	---

## TIRE IRON SET 8 IN, 11 IN, 16 IN

- Includes one 8 1/2 inch tire iron, one 11 inch tire iron and one 16 inch double compound curved tire iron



142047	24.50	E
--------	-------	---

## ROTOR AND SPROCKET HOLDER

- Keeps flywheels, rotors and sprockets from rotating during removal and installation
- Holds sprockets and rotors with holes center to center at a minimum distance of 13mm and a maximum distance of 230mm
- Features 5 and 9mm pins
- Adjustable stop-screw keeps tool open at set distance



142205	36.99	E
--------	-------	---

## RIM PROTECTORS

- Protects your wheel from scratches and dings caused by tire changing tools
- Retrieval cords are included for easy use
- Made with new and improved nylon material that is tougher, stronger, and more flexible



142276	8.99	E
--------	------	---





## WHEEL WEIGHTS

### Nickel Plated Finish, 18 oz Pack, 72 1/4 oz Segments

- Shiny nickel plated finish is perfect for chrome wheels
- Made from steel, lead free
- Adhesive backed steel wheel weights
- 72 1/4oz (7g) segments
- 12 strips with 6 segments per strip
- Adhesive will work on spoked or cast wheels
- Ideal size for motorcycle use
- 20.4mm x 12.5mm, horizontal orientation



143472 9.99 G

### Nickel Plated Finish, 90 oz box

- Shiny nickel plated finish is perfect for chrome wheels
- Made from steel, lead free
- Adhesive backed steel wheel weights
- 360 1/4oz (7g) segments
- 30 strips with 12 segments per strip
- Adhesive will work on spoked or cast wheels
- Ideal size for motorcycle use
- 20.4mm x 12.5mm, horizontal orientation



143458 48.99 G

### Steel, Silver, 90 oz Box

- Made from steel, Lead Free
- Adhesive backed steel wheel weights
- Silver powder coat finish
- 360 1/4oz (7g) segments
- 30 Strips / 12 segments per strip
- Adhesive will work on spoked or cast wheels
- Ideal size for motorcycle use
- 18.1mm x 13.1mm, vertical orientation



142359 24.99 G

### Steel, Black, 90 oz Box

- Made from steel, Lead Free
- Adhesive backed steel wheel weights
- Black powder coat finish
- 360 1/4oz (7g) segments
- 30 Strips / 12 segments per strip
- Adhesive will work on spoked or cast wheels
- Ideal size for motorcycle use
- 20.6mm x 13.3mm, horizontal orientation



142360 24.99 G

### Steel, Silver, 18 oz Pack, 72 1/4 oz Segments

- Made from steel, Lead Free
- Adhesive backed steel wheel weights
- Silver powder coat finish
- 72 1/4oz (7g) weights
- Six strips with twelve 1/4oz (7g) segments per strip
- Adhesive will work on spoked or cast wheels
- 18.1mm x 13.1mm, vertical orientation



142361 4.99 G

### Steel, Black, 18 oz Pack, 72 1/4 oz Segments

- Made from steel, Lead Free
- Adhesive backed steel wheel weights
- Black powder coat finish
- 72 1/4oz (7g) weights
- Twelve strips with 6 1/4oz (7g) segments per strip
- Adhesive will work on spoked or cast wheels
- 20.6mm x 13.3mm, horizontal orientation



142362 4.99 G

accessories

body

handlebar  
& grips

cables &  
levers

exhaust

engine

fuel &  
intake

electrical  
& ignition

clutch

drive

bearings

brakes

steering &  
suspension

TIRES

tools &  
shop

- accessories
- body
- handlebar & grips
- cables & levers
- exhaust
- engine
- fuel & intake
- electrical & ignition
- clutch
- drive
- bearings
- brakes
- steering & suspension
- tires
- tools & shop



## MOTION PRO BEAD BUDDY II



- New and improved design of the original Bead Buddy
- Durable 6061 aluminum construction with blue anodized finish and laser engraved logo
- A must for installing Bib Mousse tubes
- Used to push the tire bead down into the drop center of the rim on off-road wheels while using tire tools to change tires
- Hooks over spoke and pushes bead down on opposite side of tire from tire irons
- No more fighting to keep bead down while installing off-road tires
- Patent pending

**6780471 14.99 E**

## MOTION PRO BEAD POPPER



- Designed for breaking the bead on road and off-road motorcycle tires
- Great for the shop, trail or on the road
- Compact and lightweight (only 3.7 oz) stores easily in your emergency tool pack or tool box
- Can be used with the wheel on or off the motorcycle
- Will not scratch the wheel
- Easier and more convenient than press or lever tools
- Made of a durable, high-impact plastic
- Not for use on ATV tires
- Made in the U.S.A.

**6780439 19.99 E**

## MOTION PRO SPOKE WRENCH

- Chrome-vanadium tool steel with a hard nickel pewter finish
- Square-end openings which grip the spoke nipple on all four sides
- Offset slotted ends make it easy and quick to use



<b>6780296</b>	5.0 / 7.0mm	<b>14.99</b>	E
<b>6780133</b>	6.0 / 6.3mm	<b>14.99</b>	E
<b>6780157</b>	6.5 / 6.8mm	<b>14.99</b>	E

## MOTION PRO LITELOC RIM LOCK WITH ALUMINUM NUT AND BEVELED WASHER

- One piece molded design made from special high-strength nylon composite material
- Super light and impact resistant
- Includes the new Motion Pro aluminum LiteLoc rim lock nut and beveled washer
- Weighs only 35 grams (1.2 oz)
- Unique contoured shape protects inner tube from abrasion and reduces heat
- Unique angled and tapered ribs locks tire securely to rim
- Tested 10 to 20 percent stronger than cast aluminum rim locks and only half the weight
- Patented design



<b>67110058</b>	1.60/1.40	<b>14.99</b>	E
<b>142497</b>	1.85	<b>7.50</b>	A
<b>67110060</b>	2.15	<b>15.99</b>	E
<b>142502</b>	2.50	<b>9.99</b>	E

## LITELOC RIM LOCK NUTS WITH BEVELED WASHERS 12MM (PAIR)

- Titanium finish with laser engraved logo looks great on any color rim
- Made from 6061-T6 aluminum for optimal lightness and durability
- 12 mm Hex Head
- Beveled washer protects rim and provides secure fit
- Extra length makes removal and installation quick and easy
- Fits standard rim locks with 8mm x 1.25mm bolt
- Sold as set of 2 nuts and 2 beveled washers



**142506 13.99 E**

## LITELOC RIM LOCK NUTS WITH BEVELED WASHERS 13MM (PAIR)

- Gloss black finish with laser engraved logo looks great on any color rim
- Made from 6061-T6 aluminum for optimal lightness and durability
- 13 mm hex head for KTM and Husqvarna
- Beveled washer protects rim and provides secure fit
- Extra length makes removal and installation quick and easy
- Fits standard rim locks with 8mm x 1.25mm bolt
- Sold as set of 2 nuts and 2 beveled washers



**143496 16.99 E**

# TOOLS & SHOP



- accessories
- body
- handlebar & grips
- cables & levers
- exhaust
- engine
- fuel & intake
- electrical & ignition
- clutch
- drive
- bearings
- brakes
- steering & suspension
- tires
- tools & shop



723303

## K&L DIRT BIKE LIFT

Our MC475 lets you do one-armed push-ups. The unique deck cutout helps you perform fluid changes as well as routine maintenance. A single arm is provided for leverage, after the bike is raised, it is easily removed to increase access around the lift. Stop putting your foot down, the 475 is here!

- 11" minimum height
- 17.5" maximum raised height
- Deck is 11" x 15", with 6" x 5" cutout
- 400 lb max weight rating

MC475 Dirt Bike Lift **723303 188.95 B**



## K&L MC35 SINGLE SIDED SWINGARM STAND



Introducing the latest rear wheel stand from K&L Supply. This single sided swingarm stand has the same quality features that are found in our other rear wheel stands. This swingarm stand can be used on either left or right side wheel applications by adjusting the set screws, where as other stands can only be used on one side. The wheel pins must be purchased separately.

Ducati LH Side Wheel Pin (All Models) **723104 33.95 ea G**  
 Ducati RH Side Wheel Pin (All Models) **723103 33.95 ea G**

K&L MC35 Single Sided Swingarm Stand  
**723782 171.95 G**



## LOW RIDING RAMP



Raises front or rear wheel 3", giving proper height clearance when lifting any lowered motorcycle up onto floor style lifts.

Low Riding Ramp With Built-In Handle  
**723097 84.95 G**



723784

## K&L MC40 UNIVERSAL FRONT WHEEL STAND

The MC40 heavy duty front end stand from K&L Supply features a pendulum type design which keeps the adapters in place every time you use it. Handle is removable and the adapters are adjustable from side to side for a more universal fit.

K&L MC40 Universal Front Wheel Stand  
**723784 221.95 G**



723751

## K&L MC45 UNIVERSAL SWINGARM STAND

Our MC45 heavy duty universal swingarm stand comes with fully adjustable adapters, and accommodates both spool and swingarm designs. The MC45 gives great stability in use; the removable handle allows freedom of movement after the bike is raised.

K&L MC45 Universal Swingarm Stand  
**723751 201.95 G**

## TMV CHAINBREAKER HEAVY DUTY



631543 22.95 B

## TMV SPOKE WRENCH 6 IN 1

Spoke wrench to fit all size standard spokes



631538 9.95 A

## TMV T-WRENCH SET

T-handle set includes:

- 8mm
- 10mm
- 12mm
- 14mm
- 17mm



631535 32.95 B

## TMV TIRE LEVER 400MM

Tire changing lever



631539 16.95 B

## TMV SAFETY WIRE PLIERS

- Safety wire pliers
- Easily secure grips with this handy tool



631536 16.95 B

## TMV TIRE BEAD TOOL

Perfect tool for compressing tire bead during tire changing



631541 14.95 B

## TMV STAINLESS STEEL SAFETY WIRE

- Roll of safety wire
- For use with 631536 safety wire pliers
- Easily secure your grips in place



631537 21.95 B

## TMV TIRE PRESSURE GAUGE GRAY

Tire pressure gauge



631542 11.95 B

accessories

body

handlebar  
& grips

cables &  
levers

exhaust

engine

fuel &  
intake

electrical  
& ignition

clutch

drive

bearings

brakes

steering &  
suspension

tires

tools &  
shop

# TOOLS & SHOP

- accessories
- body
- handlebar & grips
- cables & levers
- exhaust
- engine
- fuel & intake
- electrical & ignition
- clutch
- drive
- bearings
- brakes
- steering & suspension
- tires
- tools & shop

## T6™ SUPER LIGHT CHAIN TOOL

- For breaking 520 to 530 chain
- For pressing on and off 520 and some 525 clip type master link side plates
- Includes 1/4 in. drive adapter for turning sockets
- Light weight, 6 oz. including press plates and handle (8 oz. with pouch)
- Will push link pin completely through link/side plate
- Handle detaches for easy storage. To reduce the weight even more an MP Tool (part# 08-0161), 8 mm combination wrench or 8mm socket with extension can be used as the handle
- Custom pouch holds tool securely and includes pocket for extra chain or master links and a large accessory pocket
- Body forged from high-strength 4130 chrome-moly
- Body bolt and extractor bolt manufactured from billet high-strength 7075 T6 Aluminum
- Replaceable pin is heat treated for strength and wear resistance
- Press plates manufactured from light weight 6061 T-6 aluminum
- Perfect addition for tool packs
- For use on clip type master links with press fit side plates only
- This tool does not rivet master link pins



**CAN BE CONVERTED INTO A FUNCTIONAL 1/4 IN. DRIVER**

**142277 78.99 E**

## JUMBO CHAIN TOOL

- Designed to break roller chain up to 630 (Fits all standard & O-ring chain sizes 520 to 630)
- Designed to rivet chain up to 530 (not 630)
- Master link side plate press kit included to press on side plates on chains up to 530 (not 630)
- Screws & attachments are heat treated for strength and durability
- The extractor pin is precisely guided by a removable guide, ensuring long pin life
- May be bolted to a work bench, supported in a vise or held by handle
- When bolted to a solid surface, air or electric wrenches may be used to break chain
- Recommended for heavy-duty use
- For riveting hollow nose master links
- Requires 08-0142 Quad Stake Rivet Kit (not included) to rivet soft-nose type master link pin tip



**678135 139.99 E**

## QUAD STAKE RIVET KIT

- This accessory for the part #678135 Jumbo Chain Tool will safely and properlypeen soft-nose-type master link pin tip
- Specifically designed for use in the Jumbo Chain Tool (shown above)
- Retain that factory quad stake look
- Not for use with hollow nose type master links



**678142 22.99 E**

## MASTER LINK PLIERS

- Designed to simplify installation and removal of clip-type master links
- One tip is shorter and notched to be placed on the pin which allows the longer end to push the clip



**142165 19.99 E**

## MOTION PRO PROFESSIONAL TIRE PRESSURE GAUGES

- Custom gauge faces in Motion Pro signature blue and black
- High quality liquid filled 2.5 in. dial gauge with bleeder vent at top
- Custom protective boot with vent hole access
- Accurate to plus/minus 1.5 percent of maximum gauge reading
- Anodized 6061-T6 body with pressure relief valve
- High pressure hose with dual swivels and brass ball type air chuck



DESCRIPTION	PART #		
0-30 psi, MX & Off-Road	142193	96.99	E
0-60 psi, Street	142316	96.99	E

## BEADPRO™ Tire Bead Breaker and Lever Tool Set

- Innovative multi-use tire tool set
- Breaks the bead on most street and off road motorcycle tires
- Integrated tire spoons for tire removal and installation
- Lightweight and compact size is perfect for tool packs
- Forged 7075-T6 aluminum construction for strength and durability
- Black anodized finish
- Patent pending



**143834 64.99 D**

## BEADPRO™ FS (Forged Steel)

Tire Bead Breaker and Lever Tool Set

- 16 inches long handles makes removing and installing tires a breeze
- Chrome vanadium forged steel construction for heavy duty shop use
- Durable black oxide finish
- Patent pending



**144155 54.99 D**



## T6™ TRAIL BEAD BUDDY®

- No more fighting to keep the bead down while installing or repairing your off-road tires
- Holds the tire bead down in the drop center of the rim during tire changes
- Machined from tough 6000 series aluminum with blue anodized finish and laser engraved logo
- Light weight and compact enough for any tool pack
- Delrin® securing thumb screw keeps rims scar free
- NOT recommended for use with Bib Mousse tube



**142304 8.99 E**

## LITELOC™ RIM LOCK NUT WITH BEVELED WASHER KIT

- Made from 6061-T6 aluminum for optimal lightness and durability
- Available in 12 mm for Japanese brands and 13 mm for European brands
- Beveled washer protects rim and provides secure fit
- Extra length makes removal and installation quick and easy
- Fits standard rim locks with 8 mm x 1.25 mm bolt
- Sold in sets of 2
- Includes 2 nuts and 2 beveled washers



DESCRIPTION	PART #		
12 mm, Titanium Anodized Finish	142506	13.99	E
13 mm, Black Anodized Finish	143496	16.99	E

## LITELOC™ RIM LOCK WITH ALUMINUM NUT & BEVELED WASHER

- One-piece molded design made of proprietary high-strength material
- Super light and impact resistant
- Includes the new Motion Pro aluminum LiteLoc rim lock nut and beveled washer
- Unique contoured shape protects inner tube from abrasion and reduces heat
- Unique angled and tapered ribs lock tire securely to rim
- Tested 10-20% stronger than cast aluminum rim locks and only half the weight
- Patented

DESCRIPTION	PART #		
1.40/1.60, 35 grams	67110058	14.99	E
1.85, 33 grams	143485	15.99	E
2.15, 68 grams	67110060	15.99	E



- accessories
- body
- handlebar & grips
- cables & levers
- exhaust
- engine
- fuel & intake
- electrical & ignition
- clutch
- drive
- bearings
- brakes
- steering & suspension
- tires

tools & shop

# TOOLS & SHOP

- accessories
- body
- handlebar & grips
- cables & levers
- exhaust
- engine
- fuel & intake
- electrical & ignition
- clutch
- drive
- bearings
- brakes
- steering & suspension
- tires
- tools & shop

## T6™ COMBO LEVER SETS

- Tire spoon with axle nut hex wrench and tire spoon hex wrench for rim lock nut
- All sets include a unique stepped 12mm/13mm hex box end for use with rim locks
- Made from lightweight forged 7075 T-6 aluminum
- Hard anodized finish
- Under 10 inches in length and weigh only 3.5 oz
- Hex ends for axle nuts are rated for a maximum torque of 90 ft-lbs.

DESCRIPTION	PART #	PRICE	WARRANTY
22 mm Set	144158	39.99	D
24 mm Set	144159	39.99	D
27 mm Set	144160	39.99	D
32 mm Set	144161	39.99	D



## ERGO SPOKE WRENCHES

- 6 piece spoke wrench set includes convenient storage pouch
- Unique combination wrench design has 3-sided open end and semi-closed end
- Use open end for quick adjustment of spoke nipples and semi-closed end for those hard to turn nipples that require more torque
- Specially designed ergonomic handle allows larger turning radius and excellent grip and feel
- Polished finish with laser engraved logo and size markings
- Limited lifetime warranty
- Patent pending

DESCRIPTION	PART #	PRICE	WARRANTY
5.0 mm	143836	10.99	E
6.0 mm	143837	10.99	E
6.3 mm	143838	10.99	E
6.5 mm	143839	10.99	E
6.8 mm	143840	10.99	E
7.0 mm	143841	10.99	E
Set of 6	143842	64.99	E



## STANDARD STEEL TIRE IRONS

- Cold forged steel
- 8 1/2 in. tire iron fit in tool bag or tool pack
- Easy to use
- Set includes a vinyl storage pouch

DESCRIPTION	PART #	PRICE	WARRANTY
8-1/2 in. - single	142015	3.99	E
11 in. - single	678005	5.50	E
11 in. - pair	678006	10.99	E
8-1/2 in. - card of 10	142016	39.90	E



## VALVE STEM SEAL INSTALL TOOL SET 4 MM, 4.5 MM, 5 MM & 5.5MM

- Four common sizes for use on most modern off-road motorcycles as well as ATVs
- Properly aligns valve stem seal to valve guide so seal snaps on straight every time
- Provides for quick and easy installation of valve stem seals on multi valve cylinders
- Contoured design in bottom of handle cradles and protects the delicate inner lip of the valve stem seal while directing tool force to the sturdy outer rim
- Slim profile allows easy access to valve guides even on modern compact heads with deep lifter bores
- Rounded tip will not damage inner lip of valve stem seal or valve guide bore
- Anodized aluminum handles with stainless steel pilot shafts
- Limited lifetime warranty

DESCRIPTION	PART #	PRICE	WARRANTY
Set	144156	38.99	E
5.5 mm	144153	11.99	E




## AXIS™ TRUING & BALANCE STAND

Innovative Single Sided Design Allows Easy Access to Spokes and Nipples

- High quality bearings allow precise wheel balancing
- Precision built tool for building, truing, and balancing wheels
- 15 mm axle fits most modern street and dirt bikes and many mini bikes
- Hub cones hold wheel firmly in place
- Adjustable pointer for truing wheels
- Simple folding design for easy storage when not in use
- Can be used with dial indicators (not included)
- Durable powder coat finish

144157	109.99	D
--------	--------	---





## WHEEL BEARING REMOVER 8 PIECE METRIC SET

- 8 piece metric set includes large and small drivers, 10mm, 12mm, 15mm, 17mm, 20mm, and 25mm removers
- Dependable split collet design
- Metric sizes to allow use with metric applications
- Also available as individual components

**142204 86.99 E**



### REPLACEMENT BEARING REMOVERS

10 mm	142197	5.18	E
12 mm	142198	6.47	E
15 mm	142199	8.65	E
17 mm	142203	8.93	E
20 mm	142201	10.47	E
25 mm	142202	12.88	E



## HARLEY & AMERICAN V-TWIN WHEEL BEARING REMOVER SET

- Use a split collet design to remove radial ball bearings on Harley-Davidson® and American V-Twin motorcycles
- All sets include large driver
- 143231 works with all 2007 Softail® Models, except the Springer® model front wheels

**143231 59.99 E**



### REPLACEMENT BEARING REMOVERS

3/4"	142200	11.50	E
1"	142297	12.37	E
25 mm	142202	12.88	E



## FORK SEAL BULLETS

- Protects the fork seal and wiper of inverted forks from damage by the bushing groove during installation
- Set includes all 7 sizes
- Also available separately



DESCRIPTION	PART #		
Set of 7	142207	28.99	E
36 mm, Red	142208	4.99	E
41 mm, Blue	142209	4.99	E
43 mm, Green	142210	4.99	E
45 mm, Yellow	142211	4.99	E
46 mm, Black	142212	4.99	E
47 mm, White	142213	4.99	E
48 mm, Orange	142256	4.99	E

## FORKTRU™ FORK ALIGNMENT TOOL

- Quick and easy to use tool for aligning front forks to insure they are parallel from top to bottom
- Knurled adjustment screws for easy setup
- Reduces stiction and improves the performance of your front suspension
- Reduces seal and bushing wear
- Fits most MX and Off-Road motorcycles (does not work on most sport bikes due to large brake rotor diameter and 17 in. wheel diameter)
- Will work on 27 mm to 62 mm fork legs and tubes
- Works on forks that are 140 mm to 220 mm on center
- Patented



**142323 24.99 E**

## 49MM MOTION PRO FORK CAP TOOL FOR KYB

- For removing the fork cap and compression cartridge on twin chamber KYB forks found on late model Honda, Husqvarna, Kawasaki, and Yamaha off-road motorcycles
- Outer ring fits 49 mm octagonal fork cap
- Inner body holds cartridge so it can be removed from fork cap
- Outer ring can be clamped in vise to hold fork cap securely while cartridge is being removed
- Provides more secure grip on fork cap and cartridge and reduces risk of damage during disassembly
- Easier and faster to use than any other tool now available
- Billet 6061 aluminum construction with anodized blue finish
- 1/2 inch square drive
- Lifetime limited warranty
- Patent pending

**144151 41.99 E**



## TIRE VALVE STEM INSERTER

Simplifies the installation of valve stems in tubeless tires.

Tire Valve Stem Inserter **723241 20.95 G**



- accessories
- body
- handlebar & grips
- cables & levers
- exhaust
- engine
- fuel & intake
- electrical & ignition
- clutch
- drive
- bearings
- brakes
- steering & suspension
- tires
- tools & shop

## MOTION PRO FLYWHEEL PULLERS

- accessories
- body
- handlebar & grips
- cables & levers
- exhaust
- engine
- fuel & intake
- electrical & ignition
- clutch
- drive
- bearings
- brakes
- steering & suspension
- tires
- tools & shop



### FLYWHEEL PULLER

M16 x 1.5 R.H.

**678027 7.50 E**

Thread 16mm x 1.5 R.H.



### FLYWHEEL PULLER

M27 x 1.0 L.H.

Fits most late model MX bikes

**678026 13.50 E**

**120756 13.95 G**



Thread 27mm x 1.0 L.H.



### FLYWHEEL PULLER

M22 x 1.5 R.H.

**678074 8.50 E**

Thread 22mm x 1.5 R.H.



### FLYWHEEL PULLER

M20 x 1.5 HOLLOW R.H.

**678086 11.50 E**

Thread 20mm x 1.5 Hollow R.H.



### FLYWHEEL PULLER

M20 x 1.5 R.H.

**678085 8.99 E**

Thread 20mm x 1.5 R.H.



### FLYWHEEL PULLER

M18 x 1.5 R.H.

**678116 8.99 E**

Thread 18mm x 1.5 R.H.



### FLYWHEEL PULLER

- Puller kit for pulling magneto flywheel or starter gear on Kawasaki Jet SXki 300/400/550

- Will also fit the Yamaha WR250F 02-02. Yamaha WR400F flywheel

- Includes three 6 x 25 and three 8 x 40 bolts

**678160 29.99 E**



### FLYWHEEL PULLER

FOR DRZ 400

M38 x 1.5 R.H.

Replaces OEM tool 109930-31921

**678306 43.99 E**

Thread 38mm x 1.5 R.H.



### FLYWHEEL PULLER

M35 x 1.5 R.H.I.T.

**678349 34.99 E**

**120758 29.95 G**



Thread 35mm x 1.5 R.H.I.T.



### KTM 4-STROKE

#### FLYWHEEL PULLER

Replaces OEM tool 580.12.009.000

Includes shaft protector cap. Not applicable to older models with Motoplat ignition systems

**678293 21.99 E**

Thread 26mm x 1.0 R.H.I.T.



### FLYWHEEL PULLER

M28 x 1.0 R.H.I.T.

Replaces OEM tool 070MC-HP1A100

Includes 14mm crankshaft protector OEM tool 070MC-HP1A110

**678372 24.99 E**

Thread 28mm x 1.0 R.H.I.T.



### FLYWHEEL PULLER

M33 x 1.5 R.H.I.T.

**142306 36.99 E**

Thread M33 x 1.5 R.H.I.T.



### FLYWHEEL PULLER

M50XP1.5 R.H.I.T.

**678417 71.99 E**

Thread M50 x P1.5 R.H.I.T.



## MOTION PRO FLYWHEEL PULLERS

MODEL	FN	YEAR	PART #		
<b>BETA</b>					
RR 250 Enduro		05-06	<b>678293</b>	<b>21.99</b>	E
RR 350 Enduro		11	<b>678293</b>	<b>21.99</b>	E
RR 400 Enduro		05-11	<b>678293</b>	<b>21.99</b>	E
RR 450 Enduro		05-11	<b>678293</b>	<b>21.99</b>	E
RR 520 Enduro		10-11	<b>678293</b>	<b>21.99</b>	E
RR 525 Enduro		05-09	<b>678293</b>	<b>21.99</b>	E
<b>GAS GAS</b>					
EC 125		98-11	<b>678026</b>	<b>13.50</b>	E
MC 125		98-09	<b>678026</b>	<b>13.50</b>	E
EC 200		98-11	<b>678026</b>	<b>13.50</b>	E
EC 250		98-09	<b>678026</b>	<b>13.50</b>	E
EC 250		11	<b>678026</b>	<b>13.50</b>	E
MC 250		98-08	<b>678026</b>	<b>13.50</b>	E
EC 300		98-11	<b>678026</b>	<b>13.50</b>	E
<b>HONDA</b>					
CRF50F		04-15	<b>678026</b>	<b>13.50</b>	E
XR50R		00-03	<b>678026</b>	<b>13.50</b>	E
Z50A Mini Trail		68-78	<b>678026</b>	<b>13.50</b>	E
Z50R Mini Trail		79-85	<b>678026</b>	<b>13.50</b>	E
CR60R		83-84	<b>678026</b>	<b>13.50</b>	E
CRF70F		04-09	<b>678026</b>	<b>13.50</b>	E
CRF70F		11	<b>678026</b>	<b>13.50</b>	E
CT70 Trail		69-82	<b>678026</b>	<b>13.50</b>	E
CT70H Trail 70H		70-73	<b>678026</b>	<b>13.50</b>	E
SL70 Motosport 70		71-73	<b>678026</b>	<b>13.50</b>	E
XL70		74-76	<b>678026</b>	<b>13.50</b>	E
XR70R		97-03	<b>678026</b>	<b>13.50</b>	E
XL75		77-79	<b>678026</b>	<b>13.50</b>	E
XR75		73-78	<b>678026</b>	<b>13.50</b>	E
CR80R		83-02	<b>678026</b>	<b>13.50</b>	E
CR80RB		96-02	<b>678026</b>	<b>13.50</b>	E
CRF80F		04-09	<b>678026</b>	<b>13.50</b>	E
CRF80F		11-13	<b>678026</b>	<b>13.50</b>	E
XL80S		80-85	<b>678026</b>	<b>13.50</b>	E
XR80		79-84	<b>678026</b>	<b>13.50</b>	E
XR80R		85-91	<b>678026</b>	<b>13.50</b>	E
XR80R		93-03	<b>678026</b>	<b>13.50</b>	E
CR85R		03-08	<b>678026</b>	<b>13.50</b>	E
CR85RB		03-08	<b>678026</b>	<b>13.50</b>	E
CT90 Trail 90	056	76-79	<b>678027</b>	<b>7.50</b>	E
CRF100F		04-09	<b>678026</b>	<b>13.50</b>	E
CRF100F		11-13	<b>678026</b>	<b>13.50</b>	E
XL100		74-78	<b>678026</b>	<b>13.50</b>	E
XL100S		79-85	<b>678026</b>	<b>13.50</b>	E
XR100		81-84	<b>678026</b>	<b>13.50</b>	E
XR100R		85-03	<b>678026</b>	<b>13.50</b>	E
CT110 Trail 110	056	80-81	<b>678027</b>	<b>7.50</b>	E

MODEL	FN	YEAR	PART #		
<b>HONDA CONTINUED</b>					
CT110 Trail 110	056	82-84	<b>678026</b>	<b>13.50</b>	E
CR125M Elsinore		74-75	<b>678027</b>	<b>7.50</b>	E
CR125R		84-07	<b>678026</b>	<b>13.50</b>	E
XL125S		79-82	<b>144176</b>	<b>7.99</b>	E
XL125S		84	<b>144176</b>	<b>7.99</b>	E
CRF150F		06-09	<b>142306</b>	<b>36.99</b>	E
CRF150F		12-15	<b>142306</b>	<b>36.99</b>	E
CRF150R		07-09	<b>678257</b>	<b>22.99</b>	E
CRF150R		12-15	<b>678257</b>	<b>22.99</b>	E
CRF150RB		07-09	<b>678257</b>	<b>22.99</b>	E
CRF150RB		12-15	<b>678257</b>	<b>22.99</b>	E
SL175 Motosport 175	056	70-72	<b>678027</b>	<b>7.50</b>	E
XL175		76-78	<b>678026</b>	<b>13.50</b>	E
XL175K		73-75	<b>678026</b>	<b>13.50</b>	E
XL185S		79-83	<b>144176</b>	<b>7.99</b>	E
XR185		79	<b>144176</b>	<b>7.99</b>	E
XL200R		83-84	<b>144176</b>	<b>7.99</b>	E
XR200		80-84	<b>144176</b>	<b>7.99</b>	E
XR200R		81-00	<b>144176</b>	<b>7.99</b>	E
CRF230F		03-09	<b>678027</b>	<b>7.50</b>	E
CRF230F		12-16	<b>678027</b>	<b>7.50</b>	E
CR250M Elsinore		73-76	<b>678116</b>	<b>8.99</b>	E
CR250R	060	78-80	<b>678372</b>	<b>24.99</b>	E
CR250R		84-07	<b>678026</b>	<b>13.50</b>	E
CRF250R		04-09	<b>678257</b>	<b>22.99</b>	E
CRF250R		10-16	<b>678425</b>	<b>23.99</b>	E
CRF250X		04-08	<b>678257</b>	<b>22.99</b>	E
TL250		75-76	<b>678074</b>	<b>8.50</b>	E
XL250		72-76	<b>678074</b>	<b>8.50</b>	E
XL250R		82-83	<b>678074</b>	<b>8.50</b>	E
XL250R		84	<b>678085</b>	<b>8.99</b>	E
XL250S		78-81	<b>678074</b>	<b>8.50</b>	E
XR250		79-80	<b>678074</b>	<b>8.50</b>	E
XR250L		91-96	<b>678085</b>	<b>8.99</b>	E
XR250R		81-82	<b>678074</b>	<b>8.50</b>	E
XR250R		84-85	<b>678085</b>	<b>8.99</b>	E
XR250R		00-03	<b>678086</b>	<b>11.50</b>	E
XL350		74-78	<b>678074</b>	<b>8.50</b>	E
XL350R		84-85	<b>678086</b>	<b>11.50</b>	E
XR350R		83	<b>678074</b>	<b>8.50</b>	E
XR350R		84-85	<b>678086</b>	<b>11.50</b>	E
XR400R		96-04	<b>678086</b>	<b>11.50</b>	E
CRF450R		02-08	<b>678257</b>	<b>22.99</b>	E
CRF450R		09-16	<b>678425</b>	<b>23.99</b>	E
CRF450X	063	05-09	<b>678425</b>	<b>23.99</b>	E
CRF450X	063	12-14	<b>678425</b>	<b>23.99</b>	E
CR500R		84-01	<b>678026</b>	<b>13.50</b>	E
XL500R		82	<b>678074</b>	<b>8.50</b>	E
XL500S		79-81	<b>678074</b>	<b>8.50</b>	E

- accessories
- body
- handlebar & grips
- cables & levers
- exhaust
- engine
- fuel & intake
- electrical & ignition
- clutch
- drive
- bearings
- brakes
- steering & suspension
- tires
- tools & shop

## MOTION PRO FLYWHEEL PULLERS CONTINUED

- accessories
- body
- handlebar & grips
- cables & levers
- exhaust
- engine
- fuel & intake
- electrical & ignition
- clutch
- drive
- bearings
- brakes
- steering & suspension
- tires
- tools & shop

MODEL	FN	YEAR	PART #		
<b>HONDA CONTINUED</b>					
XR500		79-80	<b>678074</b>	<b>8.50</b>	E
XR500R		81-84	<b>678074</b>	<b>8.50</b>	E
XL600R		83-87	<b>678074</b>	<b>8.50</b>	E
XL600V Transalp 600		89-90	<b>678074</b>	<b>8.50</b>	E
XR600R		88-00	<b>678074</b>	<b>8.50</b>	E
XR650L		93-09	<b>678074</b>	<b>8.50</b>	E
XR650L		12-15	<b>678074</b>	<b>8.50</b>	E
XR650R		00-07	<b>678086</b>	<b>11.50</b>	E
<b>HUSABERG</b>					
TE 250		11-12	<b>678293</b>	<b>21.99</b>	E
TE 300		11	<b>678293</b>	<b>21.99</b>	E
FE 390		10	<b>678293</b>	<b>21.99</b>	E
FC 450		04-05	<b>678293</b>	<b>21.99</b>	E
FE 450		04-10	<b>678293</b>	<b>21.99</b>	E
FS 450		04-06	<b>678293</b>	<b>21.99</b>	E
FS 450		08	<b>678293</b>	<b>21.99</b>	E
FX 450		10	<b>678293</b>	<b>21.99</b>	E
FC 550		04-05	<b>678293</b>	<b>21.99</b>	E
FE 550		04-08	<b>678293</b>	<b>21.99</b>	E
FS 550		05	<b>678293</b>	<b>21.99</b>	E
FS 550		07	<b>678293</b>	<b>21.99</b>	E
FE 570		09-10	<b>678293</b>	<b>21.99</b>	E
FS 570		10-11	<b>678293</b>	<b>21.99</b>	E
FE 650		04-08	<b>678293</b>	<b>21.99</b>	E
FS 650		06	<b>678293</b>	<b>21.99</b>	E
<b>HUSQVARNA</b>					
CR 125		95-98	<b>678026</b>	<b>13.50</b>	E
CR 125		00-02	<b>678026</b>	<b>13.50</b>	E
CR 125		04-10	<b>678026</b>	<b>13.50</b>	E
CR 250		93	<b>678026</b>	<b>13.50</b>	E
CR 250		95-96	<b>678026</b>	<b>13.50</b>	E
CR 250		00-02	<b>678026</b>	<b>13.50</b>	E
CR 250		04	<b>678026</b>	<b>13.50</b>	E
FC 250		14-15	<b>144154</b>	<b>24.50</b>	E
FE 250		14-15	<b>144154</b>	<b>24.50</b>	E
FC 350		14-15	<b>144154</b>	<b>24.50</b>	E
FE 350		14-15	<b>144154</b>	<b>24.50</b>	E
CR 360		93	<b>678026</b>	<b>13.50</b>	E
FC 450		15	<b>678293</b>	<b>21.99</b>	E
FE 450		14-15	<b>678293</b>	<b>21.99</b>	E
FE 501		14-15	<b>678293</b>	<b>21.99</b>	E
<b>KAWASAKI</b>					
KDX 50		03-06	<b>678026</b>	<b>13.50</b>	E
KX 60		83-88	<b>678026</b>	<b>13.50</b>	E
KX 60		90-03	<b>678026</b>	<b>13.50</b>	E
KX 65		00-16	<b>678026</b>	<b>13.50</b>	E

MODEL	FN	YEAR	PART #		
<b>KAWASAKI CONTINUED</b>					
KD 80		76-87	<b>678026</b>	<b>13.50</b>	E
KDX 80		80-88	<b>678026</b>	<b>13.50</b>	E
KX 80		83-85	<b>678026</b>	<b>13.50</b>	E
KX 80		98-00	<b>678026</b>	<b>13.50</b>	E
KX 85		01-16	<b>678026</b>	<b>13.50</b>	E
KM 100		76-81	<b>678026</b>	<b>13.50</b>	E
KV 100		70-75	<b>678026</b>	<b>13.50</b>	E
KX 100		95-09	<b>678026</b>	<b>13.50</b>	E
KX 100		11-16	<b>678026</b>	<b>13.50</b>	E
KLX 110		02-16	<b>678425</b>	<b>23.99</b>	E
KLX 110D (manual clutch)		10-16	<b>678425</b>	<b>23.99</b>	E
KS 125		74-75	<b>678026</b>	<b>13.50</b>	E
KX 125		74-81	<b>678027</b>	<b>7.50</b>	E
KX 125		93-05	<b>678026</b>	<b>13.50</b>	E
F7		71-75	<b>678160</b>	<b>29.99</b>	E
KDX 200		97-06	<b>678026</b>	<b>13.50</b>	E
KDX 220R		97-05	<b>678026</b>	<b>13.50</b>	E
KDX 250		91-94	<b>678026</b>	<b>13.50</b>	E
KL 250A		78-82	<b>678116</b>	<b>8.99</b>	E
KL 250D		85-05	<b>678085</b>	<b>8.99</b>	E
KX 250		74-79	<b>678027</b>	<b>7.50</b>	E
KX 250		92-07	<b>678026</b>	<b>13.50</b>	E
KX 250F	149	04-10	<b>678257</b>	<b>22.99</b>	E
KX 250F		11-16	<b>678425</b>	<b>23.99</b>	E
F5 Big Horn 350	151	70	<b>678160</b>	<b>29.99</b>	E
F9		72-75	<b>678160</b>	<b>29.99</b>	E
KLX 400A		03	<b>678306</b>	<b>43.99</b>	E
KLX 400B		03	<b>678306</b>	<b>43.99</b>	E
KX 420		80-81	<b>678027</b>	<b>7.50</b>	E
KLX 450A	063	08-09	<b>678425</b>	<b>23.99</b>	E
KLX 450AA (Australian)	063	12-13	<b>678425</b>	<b>23.99</b>	E
KX 450F		06-08	<b>678257</b>	<b>22.99</b>	E
KX 450F		09-16	<b>678425</b>	<b>23.99</b>	E
KX 500		84-85	<b>678026</b>	<b>13.50</b>	E
KX 500		92-04	<b>678026</b>	<b>13.50</b>	E
KL 600A		84	<b>678074</b>	<b>8.50</b>	E
KL 600B		85-86	<b>678074</b>	<b>8.50</b>	E
KL 650A		87-95	<b>678085</b>	<b>8.99</b>	E
KL 650A		96-07	<b>678074</b>	<b>8.50</b>	E
KL 650E		08-10	<b>678074</b>	<b>8.50</b>	E
<b>KTM</b>					
50 Junior Adventure		02-03	<b>142334</b>	<b>22.99</b>	E
50 Mini Adventure		04-07	<b>142334</b>	<b>22.99</b>	E
50 Senior Adventure		02-07	<b>142334</b>	<b>22.99</b>	E
50 SX		08-15	<b>142334</b>	<b>22.99</b>	E
50 SX Junior		08-09	<b>142334</b>	<b>22.99</b>	E
50 SX Mini		08-15	<b>142334</b>	<b>22.99</b>	E
50 SX Pro Junior Adventure		02-07	<b>142334</b>	<b>22.99</b>	E

## MOTION PRO FLYWHEEL PULLERS CONTINUED

MODEL	FN	YEAR	PART #	
<b>KTM CONTINUED</b>				
50 SX Pro Junior LC		02-07	142334	22.99 E
50 SX Pro Senior Adventure		02-07	142334	22.99 E
50 SX Pro Senior LC		02-07	142334	22.99 E
65 SX		99-15	678026	13.50 E
65 XC		08	678026	13.50 E
85 SX		04-14	678026	13.50 E
85 SX		15	678026	13.50 E
85 XC		08	678026	13.50 E
105 SX		04	678026	13.50 E
105 SX		06-11	678026	13.50 E
105 XC		08-09	678026	13.50 E
125 EXC		98-02	678026	13.50 E
125 SX		98-08	678026	13.50 E
125 SX		11-14	678026	13.50 E
144 SX		07-08	678026	13.50 E
150 SX		09-15	678026	13.50 E
150 XC		10-14	678026	13.50 E
200 EXC		98-05	678026	13.50 E
200 MXC		98-02	678026	13.50 E
200 XC		06-09	678026	13.50 E
200 XCW		06-12	678026	13.50 E
200 XCW		13-16	678293	21.99 E
250 EXC		00-05	678026	13.50 E
250 MXC		00-02	678026	13.50 E
250 SX		00-08	678026	13.50 E
250 SX		11-15	678026	13.50 E
250 SXF		05-10	678293	21.99 E
250 SXF		11-15	144154	24.50 E
250 XC 2T E-Start		06-07	678026	13.50 E
250 XC 2T E-Start		08-15	678293	21.99 E
250 XCF		07-09	678293	21.99 E
250 XCF		11-15	144154	24.50 E
250 XCFW		07-09	678293	21.99 E
250 XCFW		12-15	144154	24.50 E
250 XCFW Champions Edition		10	678293	21.99 E
250 XCFW Six Days		11	678293	21.99 E
250 XCW		06-07	678026	13.50 E
250 XCW		08-15	678293	21.99 E
300 EXC		98-05	678026	13.50 E
300 MXC		98-05	678026	13.50 E
300 XC		06-07	678026	13.50 E
300 XC		08-15	678293	21.99 E
300 XCW		06-07	678026	13.50 E
300 XCW		08-15	678293	21.99 E
300 XCW Six Days		14-15	678293	21.99 E
350 EXCF		12-15	144154	24.50 E
350 SXF		11-15	144154	24.50 E
350 XCF		11-15	144154	24.50 E

MODEL	FN	YEAR	PART #	
<b>KTM CONTINUED</b>				
350 XCFW		12-16	144154	24.50 E
350 XCFW Six Days		15	144154	24.50 E
380 EXC		98-01	678026	13.50 E
380 MXC		98-01	678026	13.50 E
380 SX		98-01	678026	13.50 E
400 EXC		98-02	678293	21.99 E
400 EXCG		04-06	678293	21.99 E
400 MXC		01-02	678293	21.99 E
400 SX		98	678293	21.99 E
400 SX		00-02	678293	21.99 E
400 XCW		07-08	678293	21.99 E
450 EXCG		03-06	678293	21.99 E
450 EXCR		07-11	678293	21.99 E
450 MXCG		03-05	678293	21.99 E
450 SXF		03-06	678293	21.99 E
450 SXF		07-12	144154	24.50 E
450 SXF		13-15	678293	21.99 E
450 XCF		06-07	678293	21.99 E
450 XCF		08-09	144154	24.50 E
450 XCF		13-15	678293	21.99 E
450 XCFW Champions Edition		10	678293	21.99 E
450 XCRW		08	678293	21.99 E
450 XCW		07	678293	21.99 E
450 XCW		09	678293	21.99 E
450 XCW		12-15	678293	21.99 E
450 XCW Six Days		10-11	678293	21.99 E
500 EXC		13-14	678293	21.99 E
500 XCW		13-15	678293	21.99 E
505 XCF		08	678293	21.99 E
505 XCF		09	144154	24.50 E
520 EXC		00-02	678293	21.99 E
520 MXC		00-02	678293	21.99 E
520 SX		00-02	678293	21.99 E
525 EXC		03-07	678293	21.99 E
525 MXCG		03-05	678293	21.99 E
525 XC		07	678293	21.99 E
525 XCG		06	678293	21.99 E
525 XCW		07	678293	21.99 E
530 EXC		10-11	678293	21.99 E
530 EXC Champions Edition		10	678293	21.99 E
530 EXCR		08	678293	21.99 E
530 XCRW		08	678293	21.99 E
530 XCW		09	678293	21.99 E
530 XCW Six Days		10-11	678293	21.99 E
<b>SUZUKI</b>				
RM 60		03	678026	13.50 E
RM 65		03-05	678026	13.50 E

- accessories
- body
- handlebar & grips
- cables & levers
- exhaust
- engine
- fuel & intake
- electrical & ignition
- clutch
- drive
- bearings
- brakes
- steering & suspension
- tires
- tools & shop

## MOTION PRO FLYWHEEL PULLERS CONTINUED

- accessories
- body
- handlebar & grips
- cables & levers
- exhaust
- engine
- fuel & intake
- electrical & ignition
- clutch
- drive
- bearings
- brakes
- steering & suspension
- tires
- tools & shop

MODEL	FN	YEAR	PART #	
<b>SUZUKI CONTINUED</b>				
DS 80		78-00	<b>678026</b>	<b>13.50</b> E
DR 100		83- 90	<b>678026</b>	<b>13.50</b> E
RM 100		03	<b>678026</b>	<b>13.50</b> E
DRZ 110		03-05	<b>678372</b>	<b>24.99</b> E
DR 125		82-88	<b>678026</b>	<b>13.50</b> E
DRZ 125		03-09	<b>678026</b>	<b>13.50</b> E
DRZ 125		12-13	<b>678026</b>	<b>13.50</b> E
DRZ 125 (Canadian Model)		10	<b>678026</b>	<b>13.50</b> E
DRZ 125L		03-09	<b>678026</b>	<b>13.50</b> E
DRZ 125L		12-13	<b>678026</b>	<b>13.50</b> E
DRZ 125L (Canadian Model)		10	<b>678026</b>	<b>13.50</b> E
RM 125		77-78	-----	
RM 125		96-07	<b>678026</b>	<b>13.50</b> E
RM 125	075	08	<b>678026</b>	<b>13.50</b> E
DR 200		86-88	<b>678026</b>	<b>13.50</b> E
DR 250		90-93	<b>678349</b>	<b>34.99</b> E
DR 250S		90-92	<b>678349</b>	<b>34.99</b> E
DR 250SE		93-95	<b>678349</b>	<b>34.99</b> E
DRZ 250		01-07	<b>678306</b>	<b>43.99</b> E
RM 250		89-08	<b>678026</b>	<b>13.50</b> E
RMX 250		89-98	<b>678026</b>	<b>13.50</b> E
RMZ 250		04-09	<b>678257</b>	<b>22.99</b> E
RMZ 250	063	10-16	<b>678425</b>	<b>23.99</b> E
SP 250		82-85	<b>678349</b>	<b>34.99</b> E
DR 350		90-99	<b>678349</b>	<b>34.99</b> E
DR 350S		90-93	<b>678349</b>	<b>34.99</b> E
DR 350SE		94-99	<b>678349</b>	<b>34.99</b> E
DRZ 400E		00-07	<b>678306</b>	<b>43.99</b> E
DRZ 400K		01-04	<b>678306</b>	<b>43.99</b> E
DRZ 400S		00-09	<b>678306</b>	<b>43.99</b> E
DRZ 400S		11-15	<b>678306</b>	<b>43.99</b> E
DRZ 400Y		00	<b>678306</b>	<b>43.99</b> E
RMZ 450		05-07	<b>678257</b>	<b>22.99</b> E
RMZ 450	063	08-16	<b>678425</b>	<b>23.99</b> E
DL 650 V-Strom		04-09	<b>678085</b>	<b>8.99</b> E
DL 1000 V-Strom		02-09	<b>678085</b>	<b>8.99</b> E

MODEL	FN	YEAR	PART #	
<b>YAMAHA</b>				
PW 50 Y-Zinger 50		81-09	<b>678026</b>	<b>13.50</b> E
BW 80 Big Wheel		86-90	<b>678026</b>	<b>13.50</b> E
DT 80		81-83	<b>678026</b>	<b>13.50</b> E
GT 80		80	<b>678026</b>	<b>13.50</b> E
YZ 80		94-01	<b>678026</b>	<b>13.50</b> E
YZ 85		02-15	<b>678026</b>	<b>13.50</b> E
DT 100		81-83	<b>678026</b>	<b>13.50</b> E
YZ 125		96-15	<b>678026</b>	<b>13.50</b> E
TW 200		88-15	<b>678027</b>	<b>7.50</b> E
TT 225		86-87	<b>678027</b>	<b>7.50</b> E
TTR 225		99-04	<b>678027</b>	<b>7.50</b> E
XT 225		92-07	<b>678027</b>	<b>7.50</b> E
WR 250F		01-02	<b>678160</b>	<b>29.99</b> E
WR 250F		03-09	<b>678386</b>	<b>23.99</b> E
WR 250F		11-13	<b>678386</b>	<b>23.99</b> E
WR 250R		08-15	<b>142306</b>	<b>36.99</b> E
YZ 250		00-15	<b>678026</b>	<b>13.50</b> E
YZ 250F		01-02	<b>678026</b>	<b>13.50</b> E
YZ 250F		04-13	<b>678026</b>	<b>13.50</b> E
YZ 250F		14	<b>678257</b>	<b>22.99</b> E
XT 350		85-00	<b>678026</b>	<b>13.50</b> E
WR 400F		98-00	<b>678160</b>	<b>29.99</b> E
YZ 400F		98-99	<b>678026</b>	<b>13.50</b> E
WR 426F		01-02	<b>678160</b>	<b>29.99</b> E
YZ 426F		00-02	<b>678026</b>	<b>13.50</b> E
WR 450F		03	<b>678386</b>	<b>23.99</b> E
WR 450F		04-09	<b>142306</b>	<b>36.99</b> E
WR 450F		11	<b>142306</b>	<b>36.99</b> E
YZ 450F		03-05	<b>678026</b>	<b>13.50</b> E
YZ 450F		06-14	<b>678257</b>	<b>22.99</b> E
TT 500		76-81	<b>678026</b>	<b>13.50</b> E
XT 500		76-81	<b>678026</b>	<b>13.50</b> E

### FOOT NOTES (FN)

056 - With breaker points

060 - Same as 08-0425 except 08-0372 has a 14 mm crankshaft thread protector

063 - Same puller body as 08-0372 (C08-0372A), but with thread protector C08-0257B.

075 - Non-USA Model



## BRAKE BLEEDERS

- Combines wrench and bleeder valve into one convenient and compact tool
- Fits most 8 mm bleeder nipples
- Bleeds brake systems and hydraulic clutch systems
- Internal check valve for fast easy bleeding
- Anodized billet aluminum handle with chromoly steel body
- Compact size for tight spaces
- High quality internal seal
- Multi position handle



MODEL	FN	YEAR	BRAKE BLEEDER FRONT			BRAKE BLEEDER REAR			CLUTCH BLEEDER		
<b>HONDA</b>											
CR125R		87-07	143835	26.99	E	143835	26.99	E	----		
CRF150F		03-09	143835	26.99	E	----			----		
CRF150F		12-15	143835	26.99	E	----			----		
CRF150R		07-09	143835	26.99	E	143835	26.99	E	----		
CRF150R		12-15	143835	26.99	E	143835	26.99	E	----		
CRF150RB		07-09	143835	26.99	E	143835	26.99	E	----		
CRF150RB		12-15	143835	26.99	E	143835	26.99	E	----		
CRF230F		03-09	143835	26.99	E	----			----		
CRF230F		12-16	143835	26.99	E	----			----		
CRF230L		08-09	143835	26.99	E	143835	26.99	E	----		
CR250R		87-07	143835	26.99	E	143835	26.99	E	----		
CRF250L		13	143835	26.99	E	143835	26.99	E	----		
CRF250R		04-16	143835	26.99	E	143835	26.99	E	----		
CRF250X		04-09	143835	26.99	E	143835	26.99	E	----		
CRF250X		12-13	143835	26.99	E	143835	26.99	E	----		
XR400R		96-04	143835	26.99	E	143835	26.99	E	----		
CRF450R		02-16	143835	26.99	E	143835	26.99	E	----		
CRF450X		05-09	143835	26.99	E	143835	26.99	E	----		
CRF450X		12-14	143835	26.99	E	143835	26.99	E	----		
CR500R		87-01	143835	26.99	E	143835	26.99	E	----		
XR600R		85-90	143835	26.99	E	----			----		
XR600R		91-00	143835	26.99	E	143835	26.99	E	----		
XR650L		93-09	143835	26.99	E	143835	26.99	E	----		
XR650L		12-15	143835	26.99	E	143835	26.99	E	----		
XR650R		00-07	143835	26.99	E	143835	26.99	E	----		
<b>HUSABERG</b>											
FE 250		13-14	143835	26.99	E	143835	26.99	E	143835	26.99	E
TE 250		12-14	143835	26.99	E	143835	26.99	E	143835	26.99	E
TE 300		12-14	143835	26.99	E	143835	26.99	E	143835	26.99	E
FE 350		13	143835	26.99	E	143835	26.99	E	143835	26.99	E
FE 450		14	----			143835	26.99	E	143835	26.99	E
FE 501		13	143835	26.99	E	143835	26.99	E	143835	26.99	E
FE 501		14	143835	26.99	E	143835	26.99	E	----		
<b>HUSQVARNA</b>											
TC 125		15	143835	26.99	E	143835	26.99	E	143835	26.99	E
FC 250		14-15	143835	26.99	E	143835	26.99	E	143835	26.99	E
FE 250		14-15	143835	26.99	E	143835	26.99	E	143835	26.99	E
TE 250 2-Stroke		14-15	143835	26.99	E	143835	26.99	E	143835	26.99	E
TE 300 2-Stroke		14-15	143835	26.99	E	143835	26.99	E	143835	26.99	E
FC 350		14-15	143835	26.99	E	143835	26.99	E	143835	26.99	E
FE 350		14-15	143835	26.99	E	143835	26.99	E	143835	26.99	E
FC 450		15	143835	26.99	E	143835	26.99	E	143835	26.99	E
FE 450		14-15	143835	26.99	E	143835	26.99	E	143835	26.99	E
FE 501		14-15	143835	26.99	E	143835	26.99	E	143835	26.99	E

- accessories
- body
- handlebar & grips
- cables & levers
- exhaust
- engine
- fuel & intake
- electrical & ignition
- clutch
- drive
- bearings
- brakes
- steering & suspension
- tires
- tools & shop

## BRAKE BLEEDERS CONTINUED

MODEL	FN	YEAR	BRAKE BLEEDER FRONT			BRAKE BLEEDER REAR			CLUTCH BLEEDER	
<b>KAWASAKI</b>										
KX 65	122	00-16	144149	26.99	E	144149	26.99	E	----	
KX 85		01-16	144149	26.99	E	----			----	
KX 85	122	01-16	----			144149	26.99	E	----	
KX 100		95-09	144149	26.99	E	143835	26.99	E	----	
KX 100		11-16	144149	26.99	E	143835	26.99	E	----	
KX 125	122	89-05	144149	26.99	E	144149	26.99	E	----	
KDX 200		86-92	144149	26.99	E	----			----	
KDX 200	122	89-92	----			144149	26.99	E	----	
KDX 200	122	93-06	144149	26.99	E	144149	26.99	E	----	
KDX 220R	122	97-05	144149	26.99	E	144149	26.99	E	----	
KDX 250	122	91-94	144149	26.99	E	144149	26.99	E	----	
KL 250D/KLR 250		90-03	144149	26.99	E	----			----	
KL 250D/KLR 250		05	144149	26.99	E	----			----	
KX 250	122	89-07	144149	26.99	E	144149	26.99	E	----	
KX 250F	122	04-14	----			144149	26.99	E	----	
KLX 300A/KLX 300R	122	97-07	144149	26.99	E	144149	26.99	E	----	
KLX 450A/KLX 450R	122	08-09	144149	26.99	E	144149	26.99	E	----	
KLX 450AA (Australian)	122	12-13	144149	26.99	E	144149	26.99	E	----	
KX 450F	122	06-14	----			144149	26.99	E	----	
KX 500	122	89-04	144149	26.99	E	144149	26.99	E	----	
KL 650A/KLR 650	122	91-07	144149	26.99	E	144149	26.99	E	----	
<b>KTM</b>										
125 EXC		98-05	144150	26.99	E	----			143835	26.99 E
125 MXC		98	144150	26.99	E	----			143835	26.99 E
125 MXC		01-02	144150	26.99	E	----			143835	26.99 E
125 SX		98-03	144150	26.99	E	144150	26.99	E	143835	26.99 E
125 SX		04-08	144150	26.99	E	143835	26.99	E	143835	26.99 E
125 SX		09	143835	26.99	E	143835	26.99	E	143835	26.99 E
125 SX		11-15	143835	26.99	E	143835	26.99	E	143835	26.99 E
144 SX		07-08	144150	26.99	E	143835	26.99	E	143835	26.99 E
150 SX		09-15	143835	26.99	E	143835	26.99	E	143835	26.99 E
150 XC		10-14	143835	26.99	E	143835	26.99	E	143835	26.99 E
200 EXC		98-03	144150	26.99	E	144150	26.99	E	143835	26.99 E
200 EXC		04-05	144150	26.99	E	143835	26.99	E	143835	26.99 E
200 MXC		98-03	144150	26.99	E	144150	26.99	E	143835	26.99 E
200 MXC		04-05	144150	26.99	E	143835	26.99	E	143835	26.99 E
200 SX		01-03	144150	26.99	E	144150	26.99	E	143835	26.99 E
200 SX		04	144150	26.99	E	143835	26.99	E	143835	26.99 E
200 XC		06-09	144150	26.99	E	143835	26.99	E	143835	26.99 E
200 XCW		06-09	144150	26.99	E	143835	26.99	E	143835	26.99 E
200 XCW		10-16	143835	26.99	E	143835	26.99	E	143835	26.99 E
250 EXC		98-03	144150	26.99	E	144150	26.99	E	----	
250 EXC		04-05	144150	26.99	E	143835	26.99	E	----	
250 EXCG		02-03	144150	26.99	E	144150	26.99	E	----	
250 EXCG		04-05	144150	26.99	E	143835	26.99	E	----	
250 MXC		98-02	144150	26.99	E	144150	26.99	E	----	
250 SX		98-02	144150	26.99	E	144150	26.99	E	----	
250 SX		03-08	144150	26.99	E	143835	26.99	E	----	
250 SX		09	143835	26.99	E	143835	26.99	E	143835	26.99 E
250 SX		10	143835	26.99	E	----			----	
250 SX		11-15	143835	26.99	E	143835	26.99	E	143835	26.99 E
250 SXF		06	144150	26.99	E	143835	26.99	E	----	
250 SXF		07-08	144150	26.99	E	143835	26.99	E	143835	26.99 E



## BRAKE BLEEDERS CONTINUED

MODEL	FN	YEAR	BRAKE BLEEDER FRONT			BRAKE BLEEDER REAR			CLUTCH BLEEDER		
<b>KTM CONTINUED</b>											
250 SXF		09-15	143835	26.99	E	143835	26.99	E	143835	26.99	E
250 XC 2T E-Start		06-08	144150	26.99	E	143835	26.99	E	----		
250 XC 2T E-Start		09	144150	26.99	E	143835	26.99	E	143835	26.99	E
250 XC 2T E-Start		10-15	143835	26.99	E	143835	26.99	E	143835	26.99	E
250 XCF		07-09	144150	26.99	E	143835	26.99	E	143835	26.99	E
250 XCF		12-15	143835	26.99	E	143835	26.99	E	143835	26.99	E
250 XCFW		06	144150	26.99	E	143835	26.99	E	----		
250 XCFW		07-09	144150	26.99	E	143835	26.99	E	143835	26.99	E
250 XCFW		12	143835	26.99	E	143835	26.99	E	143835	26.99	E
250 XCFW		13	143835	26.99	E	143835	26.99	E	----		
250 XCFW		14-15	143835	26.99	E	143835	26.99	E	143835	26.99	E
250 XCFW Champions Edition		10	144150	26.99	E	143835	26.99	E	143835	26.99	E
250 XCFW Six Days		11	144150	26.99	E	143835	26.99	E	143835	26.99	E
250 XCW		08-09	144150	26.99	E	143835	26.99	E	143835	26.99	E
250 XCW		10-15	143835	26.99	E	143835	26.99	E	143835	26.99	E
300 EXC		98-03	144150	26.99	E	144150	26.99	E	----		
300 EXC		04-05	144150	26.99	E	143835	26.99	E	----		
300 MXC		98-03	144150	26.99	E	144150	26.99	E	----		
300 MXC		04-05	144150	26.99	E	143835	26.99	E	----		
300 XC		06-07	144150	26.99	E	143835	26.99	E	----		
300 XC		08-09	144150	26.99	E	143835	26.99	E	143835	26.99	E
300 XC		10-15	143835	26.99	E	143835	26.99	E	143835	26.99	E
300 XCW		06-07	144150	26.99	E	143835	26.99	E	----		
300 XCW		08-09	144150	26.99	E	143835	26.99	E	143835	26.99	E
300 XCW		10-15	143835	26.99	E	143835	26.99	E	143835	26.99	E
300 XCW Six Days		14-15	143835	26.99	E	143835	26.99	E	143835	26.99	E
350 EXCF		12-15	143835	26.99	E	143835	26.99	E	143835	26.99	E
350 SXF		11-15	143835	26.99	E	143835	26.99	E	143835	26.99	E
350 XCF		11-15	143835	26.99	E	143835	26.99	E	143835	26.99	E
350 XCFW		12-16	143835	26.99	E	143835	26.99	E	143835	26.99	E
350 XCFW Six Days		15	143835	26.99	E	143835	26.99	E	143835	26.99	E
380 EXC		98-02	144150	26.99	E	144150	26.99	E	----		
380 MXC		98-02	144150	26.99	E	144150	26.99	E	----		
380 SX		98-02	144150	26.99	E	144150	26.99	E	----		
400 EXCG		00	144150	26.99	E	144150	26.99	E	----		
400 EXCG		02-03	144150	26.99	E	144150	26.99	E	----		
400 EXCG		04-06	144150	26.99	E	143835	26.99	E	----		
400 MXC		99-02	144150	26.99	E	144150	26.99	E	----		
400 SX		98-02	144150	26.99	E	144150	26.99	E	----		
400 SXC		98-02	144150	26.99	E	144150	26.99	E	----		
400 XCW		07	144150	26.99	E	143835	26.99	E	----		
400 XCW		09	144150	26.99	E	143835	26.99	E	143835	26.99	E
400 XCW		10-11	143835	26.99	E	143835	26.99	E	143835	26.99	E
450 EXCG		03	144150	26.99	E	144150	26.99	E	----		
450 EXCG		04-06	144150	26.99	E	143835	26.99	E	----		
450 EXCR		08-09	144150	26.99	E	143835	26.99	E	143835	26.99	E
450 EXCR		11	143835	26.99	E	143835	26.99	E	143835	26.99	E
450 MXCG		03	144150	26.99	E	144150	26.99	E	----		
450 MXCG		04-05	144150	26.99	E	143835	26.99	E	----		
450 SXF		03-08	144150	26.99	E	143835	26.99	E	----		
450 SXF		09	143835	26.99	E	143835	26.99	E	143835	26.99	E
450 SXF		10	144150	26.99	E	143835	26.99	E	143835	26.99	E
450 SXF		11-15	143835	26.99	E	143835	26.99	E	143835	26.99	E
450 XCF		07	144150	26.99	E	143835	26.99	E	----		

- accessories
- body
- handlebar & grips
- cables & levers
- exhaust
- engine
- fuel & intake
- electrical & ignition
- clutch
- drive
- bearings
- brakes
- steering & suspension
- tires
- tools & shop

## BRAKE BLEEDERS CONTINUED

accessories  
body  
handlebar & grips  
cables & levers  
exhaust  
engine  
fuel & intake  
electrical & ignition  
clutch  
drive  
bearings  
brakes  
steering & suspension  
tires  
tools & shop

MODEL	FN	YEAR	BRAKE BLEEDER FRONT			BRAKE BLEEDER REAR			CLUTCH BLEEDER		
<b>KTM CONTINUED</b>											
450 XCF		08-09	144150	26.99	E	143835	26.99	E	143835	26.99	E
450 XCF		13-15	143835	26.99	E	143835	26.99	E	143835	26.99	E
450 XCFW Champions Edition		10	144150	26.99	E	143835	26.99	E	143835	26.99	E
450 XCRW		08	144150	26.99	E	143835	26.99	E	143835	26.99	E
450 XCW		07	144150	26.99	E	143835	26.99	E	----		
450 XCW		09	144150	26.99	E	143835	26.99	E	143835	26.99	E
450 XCW		12-15	143835	26.99	E	143835	26.99	E	143835	26.99	E
450 XCW Six Days		10-11	143835	26.99	E	143835	26.99	E	143835	26.99	E
500 EXC		12-15	143835	26.99	E	143835	26.99	E	143835	26.99	E
500 XCW		12-15	143835	26.99	E	143835	26.99	E	143835	26.99	E
505 SXF		08-09	144150	26.99	E	143835	26.99	E	----		
505 XCF		08-09	144150	26.99	E	143835	26.99	E	----		
520 EXC		00-02	144150	26.99	E	----			----		
520 MXC		00-02	144150	26.99	E	----			----		
520 SX		00-02	144150	26.99	E	----			----		
525 EXC		04-06	144150	26.99	E	143835	26.99	E	----		
525 MXCG		03	144150	26.99	E	144150	26.99	E	----		
525 MXCG		04-05	144150	26.99	E	143835	26.99	E	----		
525 SX		03	144150	26.99	E	144150	26.99	E	----		
525 SX		04-06	144150	26.99	E	143835	26.99	E	----		
525 XC		07	144150	26.99	E	143835	26.99	E	----		
525 XCW		07	144150	26.99	E	143835	26.99	E	----		
530 EXC		09	144150	26.99	E	143835	26.99	E	143835	26.99	E
530 EXC		11	143835	26.99	E	143835	26.99	E	143835	26.99	E
530 EXC Champions Edition		11	143835	26.99	E	143835	26.99	E	143835	26.99	E
530 EXCR		08	144150	26.99	E	143835	26.99	E	143835	26.99	E
530 XCRW		08	144150	26.99	E	143835	26.99	E	143835	26.99	E
530 XCW		09	144150	26.99	E	143835	26.99	E	143835	26.99	E
530 XCW Six Days		11	143835	26.99	E	143835	26.99	E	143835	26.99	E
660 RFR (Rally Factory Replica)		07	----			----			143835	26.99	E
690 Enduro		08-13	144150	26.99	E	144150	26.99	E	----		
950 Adventure		03-06	----			----			143835	26.99	E
950 Super EnduroR		07-09	----			----			143835	26.99	E
990 Adventure		07-10	144150	26.99	E	----			143835	26.99	E
990 Adventure R		09-12	144150	26.99	E	----			143835	26.99	E
<b>SUZUKI</b>											
RM 85		02-10	143835	26.99	E	143835	26.99	E	----		
RM 85		12	143835	26.99	E	143835	26.99	E	----		
RM 85		15	143835	26.99	E	143835	26.99	E	----		
RM 85L		03-07	143835	26.99	E	143835	26.99	E	----		
RM 125		84-87	143835	26.99	E	----			----		
RM 125		88-08	143835	26.99	E	143835	26.99	E	----		
RM 250		84-86	143835	26.99	E	----			----		
RM 250		87-08	143835	26.99	E	143835	26.99	E	----		
RMX 250		89-98	143835	26.99	E	143835	26.99	E	----		
RMZ 250		04-16	143835	26.99	E	143835	26.99	E	----		
DRZ 400S		00-09	143835	26.99	E	143835	26.99	E	----		
DRZ 400S		11-15	143835	26.99	E	143835	26.99	E	----		
RMZ 450		05-12	143835	26.99	E	143835	26.99	E	----		
DL 650 V-Strom		04-09	143835	26.99	E	143835	26.99	E	----		
DL 650 V-Strom		11	143835	26.99	E	143835	26.99	E	----		
DL 650A V-Strom 650 ABS Adventure		07-09	143835	26.99	E	143835	26.99	E	----		
DL 650A V-Strom 650 ABS Adventure		12	143835	26.99	E	143835	26.99	E	----		

## BRAKE BLEEDERS CONTINUED

MODEL	FN	YEAR	BRAKE BLEEDER FRONT			BRAKE BLEEDER REAR			CLUTCH BLEEDER		
<b>SUZUKI CONTINUED</b>											
DR 650SE		92-09	143835	26.99	E	143835	26.99	E	----		
DR 650SE		11-16	143835	26.99	E	143835	26.99	E	----		
DL 1000 V-Strom		02-09	143835	26.99	E	143835	26.99	E	143835	26.99	E
<b>YAMAHA</b>											
YZ 125		90-15	143835	26.99	E	143835	26.99	E	----		
TW 200		01-15	143835	26.99	E	----			----		
WR 250F		01-09	143835	26.99	E	143835	26.99	E	----		
WR 250F		11-13	143835	26.99	E	143835	26.99	E	----		
WR 250R Dual Sport		08-15	143835	26.99	E	143835	26.99	E	----		
XT 250		08-15	143835	26.99	E	143835	26.99	E	----		
YZ 250		90-15	143835	26.99	E	143835	26.99	E	----		
YZ 250F		01-16	143835	26.99	E	143835	26.99	E	----		
YZ 250FX X-Country		15	143835	26.99	E	143835	26.99	E	----		
WR 400F		98	143835	26.99	E	143835	26.99	E	----		
WR 400F		99	----			143835	26.99	E	----		
YZ 400F		98-99	----			143835	26.99	E	----		
WR 426F		00-02	143835	26.99	E	143835	26.99	E	----		
YZ 426F		00-02	143835	26.99	E	143835	26.99	E	----		
WR 450F		03-09	143835	26.99	E	143835	26.99	E	----		
WR 450F		11-15	143835	26.99	E	143835	26.99	E	----		
YZ 450F		03-16	143835	26.99	E	143835	26.99	E	----		

### FOOTNOTES

#### 122:

Kawasaki updated the bleeder screw from 10 mm to 8 mm on some models. Physically check your caliper bleeder screw to determine if the bleeder screw has an 8 mm or 10 mm hex size. If the bleeder screw is 8 mm, purchase part number **143835** 8 mm mini bleeder.

### MINI BLEEDERS

- Combines wrench and bleeder valve into one convenient and compact tool
- Bleeds brake systems and hydraulic clutch systems
- Internal check valve for fast easy bleeding
- Anodized billet aluminum handle with chromoly steel body
- Compact size for tight spaces
- High quality internal seal
- Multi position handle

DESCRIPTION	PART #			
8mm	143835	26.99	E	
10mm	144149	26.99	E	
11mm	144150	26.99	E	
3/8"	144162	26.99	E	



### HYDRAULIC BRAKE BLEEDER



**678143** 17.99 E

- Provides a simple method of checking needle and seat pressure as well as impulse diaphragms, etc.

### MICRO BLEEDERS



DESCRIPTION	PART #			
M5x0.8 for Showa (Gold)	144190	14.99	E	
M5x0.8 for KYB (Silver)	144194	14.99	E	

- Ultra-compact, low profile design is only 11 mm high installed
- Stainless steel body is stronger and will not corrode
- Easy to install, simply replace the OE bleeder screw with the Micro Bleeder
- Reduces harshness caused by air build-up
- Allows bleeding of air pressure without tools
- Kit includes two bleeder valves



accessories  
body  
handlebar & grips  
cables & levers  
exhaust  
engine  
fuel & intake  
electrical & ignition  
clutch  
drive  
bearings  
brakes  
steering & suspension  
tires  
tools & shop

- accessories
- body
- handlebar & grips
- cables & levers
- exhaust
- engine
- fuel & intake
- electrical & ignition
- clutch
- drive
- bearings
- brakes
- steering & suspension
- tires
- tools & shop



## HONDA ENGINE TOOLS

### CAM GEAR HOLDER

- Holds cam gear in place allowing for easy removal and installation of cam gear bolts without help from a second person
- Designed for use on stock and aftermarket cam gears for 2002-2006 CRF450R/X & 2006-2012 TRX450R/ER
- Reduces stress on cam chain and adjuster
- Billet 6061 T-6 aluminum construction with hardened steel pin
- Blue anodized finish with laser engraved Motion Pro logo



### SPARK PLUG SOCKETS

- Thinwall design to fit into low clearance plug caps
- Socket can be driven with various tools
- Limited lifetime warranty



### VALVE TAPPET TOOL

- Heat treated and chrome plated for durability
- Kits include wrench with adjuster
- Fits motorcycles and ATVs with screw-type adjusters

### OIL FILTER & CLUTCH HUB SPANNER

- Made of heat-treated steel
- Use with a 3/8 inch driver
- Inside diameter is 24mm
- Designed to fit oil filter & clutch hub nut on many Honda models (single and twin-cylinder machines)
- Fits: most pre-78 CB, CL, CT, SL & XL models, XR200 80-84, XR200R 81-01, XR250L 91-96, XR250R 86-95 & GL1000 75-77
- Replaces large end of 07716-0020100 OEM tool



### VALVE STEM SEAL INSTALL TOOL

- Properly aligns valve stem seal to valve guide so seal snaps on straight every time
- Holds four valve guide seals at one time for quick and easy installation on multi valve cylinders
- Contoured design in bottom of handle cradles and protects the delicate inner lip of the valve stem seal while directing tool force to the sturdy outer rim.
- Slim profile allows easy access to valve guides even on modern compact heads with deep lifter bores
- Rounded tip will not damage inner lip of valve stem seal or valve guide bore
- Anodized aluminum handles with stainless steel pilot shafts
- Limited lifetime warranty



HONDA ENGINE TOOLS PRICING	142347	24.99	E	144282	18.99	E	682037	16.99	E
	142023	8.99	E	144278	11.99	E	682031	16.99	E
	678239	20.99	E	144279	11.99	E	682035	16.99	E
	678175	21.99	E	144153	11.99	E			

MODEL	TYPE	YEAR	CAM GEAR HOLDER	CLUTCH HUB NUT SPANNER SOCKET	OIL FILTER NUT SPANNER SOCKET	SPARK PLUG SOCKET	VALVE STEM SEAL INSTALL TOOL EXH	VALVE STEM SEAL INSTALL TOOL EXH/IN	VALVE STEM SEAL INSTALL TOOL INT	VALVE TAPPET TOOL
<b>HONDA</b>										
CRF50F	Offroad	04-15	----	----	----	----	----	----	----	682037
XR50R	Offroad	00-03	----	----	----	----	----	----	----	682037
Z50R	Offroad	79-99	----	----	----	----	----	----	----	682037
CRF70F	Offroad	04-09	----	----	----	----	----	----	----	682037
CRF70F	Offroad	11-12	----	----	----	----	----	----	----	682037
CT70	Offroad	77-82	----	----	----	----	----	----	----	682037
XR70R	Offroad	97-03	----	----	----	----	----	----	----	682037
XL75	Dual Sport	77-79	----	----	----	----	----	----	----	682037
XR75	Offroad	77-78	----	----	----	----	----	----	----	682037
CRF80F	Offroad	04-09	----	----	----	----	----	----	----	682037
CRF80F	Offroad	11-13	----	----	----	----	----	----	----	682037
XL80S	Dual Sport	80-85	----	----	----	----	----	----	----	682037
XR80	Offroad	79-84	----	----	----	----	----	----	----	682037
XR80R	Offroad	85-03	----	----	----	----	----	----	----	682037
CT90	Offroad	77-79	----	----	----	----	----	----	----	682037
CRF100F	Offroad	04-09	----	----	----	----	----	----	----	682037
CRF100F	Offroad	11-13	----	----	----	----	----	----	----	682037
XL100	Dual Sport	77-78	----	----	----	----	----	----	----	682037
XL100S	Dual Sport	77-85	----	----	----	----	----	----	----	682037
XR100	Offroad	81-84	----	----	----	----	----	----	----	682037
XR100R	Offroad	81-03	----	----	----	----	----	----	----	682037
CT110	Offroad	80-84	----	----	----	----	----	----	----	682037
CT110	Offroad	86	----	----	----	----	----	----	----	682037

## HONDA ENGINE TOOLS CONTINUED

MODEL	TYPE	YEAR	CAM GEAR HOLDER	CLUTCH HUB NUT SPANNER SOCKET	OIL FILTER NUT SPANNER SOCKET	SPARK PLUG SOCKET	VALVE STEM SEAL INSTALL TOOL EXH	VALVE STEM SEAL INSTALL TOOL EXH/IN	VALVE STEM SEAL INSTALL TOOL INT	VALVE TAPPET TOOL
TL125	Offroad	73-76	----	----	----	----	----	----	----	682031
XL125S	Dual Sport	74-80	----	----	----	----	----	----	----	682035
CRF150F	Offroad	07-09	----	----	----	----	----	----	----	682031
CRF150F	Offroad	12-15	----	----	----	----	----	----	----	682031
CRF150R	Offroad	07-09	----	----	----	678239	----	----	----	----
CRF150R	Offroad	12-15	----	----	----	678239	----	----	----	----
CRF150RB	Offroad	07-09	----	----	----	678239	----	----	----	----
CRF150RB	Offroad	12-15	----	----	----	678239	----	----	----	----
XL175	Dual Sport	76-78	----	----	----	----	----	----	----	682035
XL175K	Dual Sport	73-75	----	----	----	----	----	----	----	682035
XL185S	Dual Sport	79-80	----	----	----	----	----	----	----	682035
XR185	Offroad	79	----	----	----	----	----	----	----	682035
TR200	Offroad	86-87	----	----	----	678175	----	----	----	----
XR200	Offroad	80	----	----	----	----	----	----	----	682035
XR200R	Offroad	81-83	----	142023	142023	----	----	----	----	682035
XR200R	Offroad	84-88	----	142023	142023	678175	----	----	----	682035
XR200R	Offroad	89	----	142023	142023	----	----	----	----	682035
XR200R	Offroad	90-91	----	142023	142023	678175	----	----	----	682035
XR200R	Offroad	92	----	142023	142023	----	----	----	----	682035
XR200R	Offroad	93	----	142023	142023	678175	----	----	----	682035
XR200R	Offroad	94-02	----	142023	142023	----	----	----	----	682035
CRF230L	Dual Sport	08-09	----	----	142023	----	----	----	----	----
CRF250R	Offroad	04-07	----	----	----	678239	----	144279	----	----
CRF250R	Offroad	08-09	----	----	----	678239	144278	----	144279	----
CRF250R	Offroad	10-11	----	----	----	144282	144278	----	144279	----
CRF250R	Offroad	12	----	----	----	144282	144278	----	----	----
CRF250R	Offroad	13	----	----	----	144282	144278	----	144279	----
CRF250R	Offroad	14-16	----	----	----	144282	----	----	----	----
CRF250X	Offroad	04-09	----	----	----	678239	----	144279	----	----
CRF250X	Offroad	12-13	----	----	----	678239	----	144279	----	----
XL250R	Dual Sport	81	----	----	----	----	----	----	----	682037
XL250R	Dual Sport	83	----	----	----	----	----	----	----	682037
XL250S	Dual Sport	78-81	----	----	----	----	----	----	----	682037
XR250	Offroad	78-82	----	----	----	----	----	----	----	682037
XR250R	Offroad	81-82	----	----	----	----	----	----	----	682037
XR250R	Offroad	84-95	----	----	----	678175	----	----	----	----
XL350	Dual Sport	74-78	----	----	----	----	----	----	----	682035
XL350R	Dual Sport	83-84	----	----	----	678175	----	----	----	----
XR350R	Offroad	83-85	----	----	----	678175	----	----	----	----
XR400R	Offroad	96-04	----	----	----	678175	----	----	----	----
CRF450R	Offroad	02-06	142347	----	----	678239	144279	----	144153	----
CRF450R	Offroad	07-08	----	----	----	678239	144279	----	144153	----
CRF450R	Offroad	09-12	----	----	----	144282	----	144279	----	----
CRF450R	Offroad	13-16	----	----	----	144282	----	----	----	----
CRF450X	Offroad	05	142347	----	----	678239	144279	----	144153	----
CRF450X	Offroad	06-07	142347	----	----	----	144279	----	144153	----
CRF450X	Offroad	08-09	----	----	----	----	144279	----	144153	----
CRF450X	Offroad	12-14	----	----	----	----	144279	----	144153	----
XL500R	Dual Sport	79-80	----	----	----	----	----	----	----	682035
XL500S	Dual Sport	79-80	----	----	----	----	----	----	----	682035
XR500	Offroad	79-80	----	----	----	----	----	----	----	682035
XR500R	Offroad	81-84	----	----	----	678175	----	----	----	----
XR600R	Offroad	85-00	----	----	----	678175	----	----	----	----
XR650L	Dual Sport	93-09	----	----	----	678175	----	----	----	----
XR650L	Dual Sport	12-15	----	----	----	678175	----	----	----	----

- accessories
- body
- handlebar & grips
- cables & levers
- exhaust
- engine
- fuel & intake
- electrical & ignition
- clutch
- drive
- bearings
- brakes
- steering & suspension
- tires

tools & shop

- accessories
- body
- handlebar & grips
- cables & levers
- exhaust
- engine
- fuel & intake
- electrical & ignition
- clutch
- drive
- bearings
- brakes
- steering & suspension
- tires
- tools & shop



## KAWASAKI ENGINE TOOLS

### SPARK PLUG SOCKET TOOL

- Thinwall design to fit into low clearance plug cavity
- Socket can be driven with various tools



### VALVE STEM SEAL INSTALL TOOL

- Holds four valve guide seals at one time for quick and easy installation on multi valve cylinders
- Contoured design in bottom of handle cradles and protects the delicate inner lip of the valve stem seal while directing tool force to the sturdy outer rim.



### VALVE TAPPET TOOL

- Heat treated and chrome plated for durability
- Kits include wrench with adjuster
- Fits motorcycles and ATVs with screw-type adjusters



MODEL	CC	YEAR	SPARK PLUG SOCKET			VALVE STEM SEAL EXHAUST/INTAKE		VALVE TAPPET TOOL	
<b>KAWASAKI DUAL SPORT</b>									
KL 250D / KLR 250	0250	86-05	----	----	----	----	682035	16.99	E
<b>KAWASAKI OFF ROAD</b>									
KX 250F	0250	04-12	678239	20.99	E	144278	11.99	E	----
KX 250F	0250	13	----	----	----	144278	11.99	E	----
KX 65	0065	00-16	142250	27.50	E	----	----	----	----
KX 85	0085	01-16	142250	27.50	E	----	----	----	----
KX 100	0100	00-09	142250	27.50	E	----	----	----	----
KX 100	0100	11-16	142250	27.50	E	----	----	----	----
KX 125	0125	00-05	142250	27.50	E	----	----	----	----
KDX 200	0200	00-06	142250	27.50	E	----	----	----	----
KDX 220R	0220	00-05	142250	27.50	E	----	----	----	----
KX 250	0250	00-07	142250	27.50	E	----	----	----	----
KLX 300A / KLX 300R	0300	97-07	678239	20.99	E	----	----	----	----
KX 450F	0450	06-12	678239	20.99	E	144153	11.99	E	----
KX 450F	0450	13	----	----	----	144153	11.99	E	----
KX 500	0500	97-04	142250	27.50	E	----	----	----	----



## KTM ENGINE TOOLS

### SPARK PLUG GAP GAUGE



- For checking intake and exhaust valve clearance (0.12 mm / 0.005")
- For checking the spark plug gap (0.6 mm / 0.024")
- Angled tapered blade for easy access Makes valve and spark plug gap adjustments quick and easy

### PRIMARY GEAR EXTRACTOR

- Used for removal of the flywheel or rotor if applicable
- Premium quality high carbon steel
- Heat treated for strength and durability



### OIL FILTER REMOVAL TOOL



- For easy removal of recessed KTM oil filters
- Conical point screw pierces and grabs the sheet metal end-cap on filter
- Contoured handle provides a secure grip
- Reduces potential damage to the engine cases
- Not for use on reusable oil filters

### SPARK PLUG SOCKETS

- Thinwall design to fit into low clearance plug cavity
- Socket can be driven with various tools
- Limited lifetime warranty



MODEL	TYPE	YEAR	SPARK GAP/FEELER GAUGE			OIL FILTER TOOL		PRIMARY GEAR EXTRACTOR	
<b>KTM</b>									
125 EXC	Offroad	00-05	----			----		----	
200 EXC	Offroad	00-05	----			----		----	
250 EXC	Offroad	00-05	----			----		----	
250 EXCG	Offroad	02	142313	7.99	E	142314	9.99	E	142334 22.99 E
250 EXCG	Offroad	03-04	142313	7.99	E	142314	9.99	E	142334 22.99 E
250 EXCG	Offroad	05	----			142314	9.99	E	142334 22.99 E
250 MXC	Offroad	00-02	----			----		----	
250 SXF	Offroad	05-06	142313	7.99	E	142314	9.99	E	----
250 SXF	Offroad	07-11	----			142314	9.99	E	----
250 SXF	Offroad	13-15	----			----		----	
250 XCF	Offroad	07	----			142314	9.99	E	----
250 XCF	Offroad	13-15	----			----		----	
250 XCFW	Offroad	07-09	----			142314	9.99	E	----
250 XCFW	Offroad	12	----			142314	9.99	E	----
250 XCFW	Offroad	13	----			----		----	
250 XCFW	Offroad	14-15	----			----		----	
250 XCFWCE	Offroad	10	----			142314	9.99	E	----
250 XCFWSD	Offroad	11	----			142314	9.99	E	----
300 EXC	Offroad	00-05	----			----		----	
380 EXC	Offroad	00-02	----			----		----	
400 EXC	Offroad	95	----			142314	9.99	E	----
400 EXC	Offroad	97-99	----			142314	9.99	E	----
400 EXC	Offroad	01-02	----			142314	9.99	E	----
400 EXCG	Offroad	00	----			142314	9.99	E	142334 22.99 E
400 EXCG	Offroad	01-03	----			----		142334 22.99 E	
400 EXCG	Offroad	04-06	----			142314	9.99	E	142334 22.99 E
400 MXC	Offroad	99-00	----			142314	9.99	E	----
400 MXC	Offroad	01-02	----			142314	9.99	E	142334 22.99 E
400 RXC	Offroad	95-97	----			142314	9.99	E	----
400 SC	Offroad	96	----			142314	9.99	E	----
400 SX	Offroad	98	----			142314	9.99	E	----
400 SX	Offroad	00	----			142314	9.99	E	142334 22.99 E
400 SX	Offroad	01-02	----			142314	9.99	E	142334 22.99 E
400 SXC	Offroad	98-99	----			142314	9.99	E	----
400 SXC	Offroad	00	----			142314	9.99	E	----
400 XCW	Offroad	07	----			142314	9.99	E	142334 22.99 E
400 XCW	Offroad	09-11	----			----		----	
450 EXCG	Offroad	03-04	142313	7.99	E	142314	9.99	E	142334 22.99 E
450 EXCG	Offroad	05 -06	142313	7.99	E	142314	9.99	E	142334 22.99 E
450 EXCR	Offroad	07	----			----		142334 22.99 E	
450 EXCR	Offroad	08-11	----			----		----	
450 MXCG	Offroad	03-04	142313	7.99	E	142314	9.99	E	142334 22.99 E

- accessories
- body
- handlebar & grips
- cables & levers
- exhaust
- engine
- fuel & intake
- electrical & ignition
- clutch
- drive
- bearings
- brakes
- steering & suspension
- tires
- tools & shop



## KTM ENGINE TOOLS CONTINUED

MODEL	TYPE	YEAR	SPARK GAP/FEELER GAUGE			OIL FILTER TOOL			PRIMARY GEAR EXTRACTOR		
450 MXCG	Offroad	05	142313	7.99	E	142314	9.99	E	142334	22.99	E
450 SMC	Offroad	04	----			142314	9.99	E	----		
450 SXF	Offroad	03-04	142313	7.99	E	142314	9.99	E	142334	22.99	E
450 SXF	Offroad	05-06	142313	7.99	E	142314	9.99	E	142334	22.99	E
450 SXF	Offroad	07-12	----			142314	9.99	E	----		
450 SXF	Offroad	13	----			----			----		
450 SXFFE	Offroad	12-14	----			142314	9.99	E	----		
450 XCF	Offroad	06-07	142313	7.99	E	142314	9.99	E	142334	22.99	E
450 XCF	Offroad	08-09	----			142314	9.99	E	----		
450 XCW	Offroad	06-07	----			142314	9.99	E	142334	22.99	E
450 XCW	Offroad	09-10	----			----			----		
450 XCW	Offroad	12	----			----			----		
450 XCWSD	Offroad	11	----			----			----		
500 EXC	Dual Sport	12	----			----			----		
500 XCW	Offroad	12	----			----			----		
520 EXC	Offroad	00	----			142314	9.99	E	142334	22.99	E
520 EXC	Offroad	01-02	----			142314	9.99	E	142334	22.99	E
520 MXC	Offroad	00	----			142314	9.99	E	142334	22.99	E
520 MXC	Offroad	01-02	----			142314	9.99	E	142334	22.99	E
520 SX	Offroad	00	----			142314	9.99	E	142334	22.99	E
520 SX	Offroad	01-02	----			142314	9.99	E	142334	22.99	E
525 EXC	Offroad	03-04	142313	7.99	E	142314	9.99	E	142334	22.99	E
525 EXC	Offroad	05-07	142313	7.99	E	142314	9.99	E	142334	22.99	E
525 MXCG	Offroad	03-04	142313	7.99	E	142314	9.99	E	142334	22.99	E
525 MXCG	Offroad	05	142313	7.99	E	142314	9.99	E	142334	22.99	E
525 SX	Offroad	03-04	142313	7.99	E	142314	9.99	E	142334	22.99	E
525 SX	Offroad	05-06	142313	7.99	E	142314	9.99	E	142334	22.99	E
525 XC	Offroad	06-07	----			142314	9.99	E	----		
525 XCG	Offroad	06	142313	7.99	E	142314	9.99	E	----		
525 XCW	Offroad	07	----			142314	9.99	E	----		
530 EXC	Offroad	09	----			----			----		
530 EXC	Offroad	11	----			----			----		
530 EXCCE	Offroad	10	----			----			----		
530 XCRW	Offroad	08	----			----			----		
530 XCWSD	Offroad	10-11	----			----			----		
560 SMR	Offroad	06	----			142314	9.99	E	----		
620 EXC	Offroad	97	----			142314	9.99	E	----		
620 RXC	Offroad	95	----			142314	9.99	E	----		
620 RXC	Offroad	96	----			----			----		
620 RXC	Offroad	97	----			142314	9.99	E	----		
620 SC	Offroad	96	----			142314	9.99	E	----		
620 SX	Offroad	96	----			142314	9.99	E	----		
620 SX	Offroad	97-98	----			142314	9.99	E	----		
625 SXC	Offroad	03-04	----			142314	9.99	E	----		
640 LC4E	Dual Sport	01-02	----			142314	9.99	E	----		
640 RXC	Dual Sport	99	----			142314	9.99	E	----		
640 RXC	Dual Sport	00	----			142314	9.99	E	----		
690 Enduro	Dual Sport	08-14	----			----			----		
690 RFR	Dual Sport	07-09	----			----			----		
950 Adventure	Dual Sport	03-06	----			----			----		
950 Super EnduroR	Dual Sport	07-09	----			----			----		
990 Adventure	Dual Sport	07-08	----			----			----		
990 Adventure	Dual Sport	09-11	----			----			----		
990 Adventure R	Dual Sport	11-13	----			----			----		
1190 Adventure	Dual Sport	13-14	----			----			----		
1190 Adventure R	Dual Sport	13-14	----			----			----		






## SUZUKI ENGINE TOOLS

### SPARK PLUG SOCKET TOOL

- Thin wall design to fit into low clearance plug cavity
- Socket can be driven with various tools



### VALVE STEM SEAL INSTALL TOOL

- Holds four valve guide seals at one time for quick and easy installation on multi valve cylinders
- Contoured design in bottom of handle cradles and protects the delicate inner lip of the valve stem seal while directing tool force to the sturdy outer rim.



### VALVE TAPPET TOOL

- Heat treated and chrome plated for durability
- Kits include wrench with adjuster
- Fits motorcycles and ATVs with screw-type adjusters



MODEL	TYPE	YEAR	SPARK PLUG SOCKET			VALVE STEM SEAL INSTALL TOOL EXH/IN			VALVE TAPPET TOOL		
<b>SUZUKI</b>											
RM 85	Offroad	00-10	142250	27.50	E	----	----	----	----	----	----
RM 85	Offroad	12	142250	27.50	E	----	----	----	----	----	----
RM 85	Offroad	15	142250	27.50	E	----	----	----	----	----	----
RM 85L	Offroad	06	142250	27.50	E	----	----	----	----	----	----
RM 100	Offroad	03	142250	27.50	E	----	----	----	----	----	----
RM 125	Offroad	00-07	142250	27.50	E	----	----	----	----	----	----
RM 125	Offroad	08	142250	27.50	E	----	----	----	----	----	----
DR 200	Offroad	86-88	----	----	----	----	----	----	682035	16.99	E
DR 200SE	Dual Sport	96-09	----	----	----	----	----	----	682035	16.99	E
DR 200SE	Dual Sport	13	----	----	----	----	----	----	682035	16.99	E
SP 200	Dual Sport	86-88	----	----	----	----	----	----	682035	16.99	E
DR 250S	Dual Sport	90-95	----	----	----	144280	11.99	E	----	----	----
RM 250	Offroad	99-08	142250	27.50	E	----	----	----	----	----	----
RMX 250	Offroad	89-98	142250	27.50	E	----	----	----	----	----	----
RMZ 250	Offroad	04-12	678239	20.99	E	144278	11.99	E	----	----	----
DR 350	Offroad	93-95	----	----	----	144280	11.99	E	----	----	----
DR 350S	Dual Sport	90-93	----	----	----	144280	11.99	E	----	----	----
DR 350SE	Dual Sport	94-98	----	----	----	144280	11.99	E	----	----	----
DRZ 400E	Offroad	00-04	678239	20.99	E	144280	11.99	E	----	----	----
DRZ 400E	Offroad	05	678239	20.99	E	----	----	----	----	----	----
DRZ 400E	Offroad	06	678239	20.99	E	144280	11.99	E	----	----	----
DRZ 400E	Offroad	07	----	----	----	144280	11.99	E	----	----	----
DRZ 400K	Offroad	01-03	678239	20.99	E	144280	11.99	E	----	----	----
DRZ 400K	Offroad	04	678239	20.99	E	----	----	----	----	----	----
DRZ 400S	Dual Sport	00-09	----	----	----	144280	11.99	E	----	----	----
DRZ 400S	Dual Sport	11-15	----	----	----	144280	11.99	E	----	----	----
DRZ 400Y	Offroad	00	----	----	----	144280	11.99	E	----	----	----
RMZ 450	Offroad	05-12	678239	20.99	E	144153	11.99	E	----	----	----
DR 650S	Dual Sport	90-91	----	----	----	----	----	----	682035	16.99	E
DR 650SE	Dual Sport	92-95	----	----	----	----	----	----	682035	16.99	E
DR 650SE	Dual Sport	96-09	----	----	----	----	----	----	682031	16.99	E
DR 650SE	Dual Sport	11-16	----	----	----	----	----	----	682031	16.99	E

- accessories
- body
- handlebar & grips
- cables & levers
- exhaust
- engine
- fuel & intake
- electrical & ignition
- clutch
- drive
- bearings
- brakes
- steering & suspension
- tires
- tools & shop



## YAMAHA ENGINE TOOLS



### SPARK PLUG SOCKETS

- Thin wall design to fit into low clearance plug cavity
- Socket can be driven with various tools
- Limited lifetime warranty



### VALVE STEM SEAL INSTALL TOOL

- Properly aligns valve stem seal to valve guide so seal snaps on straight every time
- Holds four valve guide seals at one time for quick and easy installation on multi valve cylinders
- Contoured design in bottom of handle cradles and protects the delicate inner lip of the valve stem seal while directing tool force to the sturdy outer rim.
- Slim profile allows easy access to valve guides even on modern compact heads with deep lifter bores
- Rounded tip will not damage inner lip of valve stem seal or valve guide bore
- Anodized aluminum handles with stainless steel pilot shafts
- Limited lifetime warranty

### VALVE TAPPET TOOL

- Heat treated and chrome plated for durability
- Kits include wrench with adjuster
- Fits motorcycles and ATVs with screw-type adjusters

### YAMAHA ENGINE TOOLS PRICING

142250	27.50	E
678239	20.99	E
682031	16.99	E

678175	21.99	E
144282	18.99	E
144278	11.99	E

144279	11.99	E
144153	11.99	E
144277	11.99	E

MODEL	TYPE	YEAR	SPARK PLUG SOCKET	VALVE STEM SEAL INSTALL TOOL EXH	VALVE STEM SEAL INSTALL TOOL EXH/IN	VALVE STEM SEAL INSTALL TOOL INT	VALVE TAPPET TOOL
<b>YAMAHA</b>							
YZ 80	Offroad	91-01	142250	----	----	----	----
YZ 85	Offroad	02-15	142250	----	----	----	----
TTR 125L (Front Disc Brake)	Offroad	00-09	678239	----	----	----	----
TTR 125L (Front Disc Brake)	Offroad	11 -15	678239	----	----	----	----
YZ 125	Offroad	91-15	142250	----	----	----	----
TW 200	Offroad	95-15	----	----	----	----	682031
TTR 225	Offroad	01-04	----	----	----	----	682031
XT 225	Dual Sport	92-94	678175	----	----	----	----
XT 225	Dual Sport	95-07	678175	----	----	----	682031
TTR 230	Offroad	05-09	678175	----	----	----	682031
TTR 230	Offroad	11-15	678175	----	----	----	682031
WR 250F	Offroad	09	678239	----	----	----	----
WR 250F	Offroad	11-13	678239	----	----	----	----
XT 250	Dual Sport	08-15	----	----	----	----	682031
YZ 250	Offroad	91-15	142250	----	----	----	----
YZ 250F	Offroad	02-08	----	144278	----	144277	----
YZ 250F	Offroad	09-13	678239	144278	----	144277	----
YZ 250F	Offroad	14	144282	144278	----	144279	----
YZ 250F	Offroad	15-16	144282	----	----	----	----
YZ 250FX	Offroad	15	144282	----	----	----	----
WR 450F	Offroad	09	678239	----	----	----	----
WR 450F	Offroad	11-15	678239	----	----	----	----
YZ 450F	Offroad	03-08	----	144279	----	144278	----
YZ 450F	Offroad	09	678239	144279	----	144278	----
YZ 450F	Offroad	10-14	678239	----	144153	----	----
YZ 450F	Offroad	15-16	678239	----	----	----	----
TT 600	Offroad	85	678175	----	----	----	----
XT 600	Dual Sport	90-95	----	----	----	----	682031



## SPOKE WRENCHES

### ERGO SPOKE WRENCH

- Unique combination wrench design has 3-sided open end and semi-closed end
- Use open end for quick adjustment of spoke nipples and semi-closed end for those hard to turn nipples that require more torque
- Specially designed ergonomic handle allows larger turning radius and excellent grip and feel
- Polished finish with laser engraved logo and size markings
- Limited lifetime warranty
- Patented design



### STANDARD SPOKE WRENCH

- Chrome-vanadium tool steel with a hard nickel pewter finish
- Square-end openings which grip the spoke nipple on all four sides
- Offset slotted ends make it easy and quick to use

### SPOKE WRENCH PRICING

143836	10.99	E
143837	10.99	E
143840	10.99	E
143841	10.99	E
143838	10.99	E

143839	10.99	E
6780296	14.99	E
6780133	14.99	E
6780157	14.99	E

MODEL	CC	YEAR	ERGO SPOKE WRENCH FNR	ERGO SPOKE WRENCH FRONT	ERGO SPOKE WRENCH REAR	STD SPOKE WRENCH FNR	STD SPOKE WRENCH FRONT	STD SPOKE WRENCH REAR
<b>HONDA</b>								
CR80R	0080	96-02	----	----	----	----	----	----
CRF80F	0080	04-09	143836	----	----	6780296	----	----
CRF80F	0080	11-13	143836	----	----	6780296	----	----
XR80R	0080	99-03	143836	----	----	6780296	----	----
CR85R	0085	03-07	----	----	----	----	----	----
CR85RB	0085	03-07	----	----	----	----	----	----
CRF100F	0100	04-09	143836	----	----	6780296	----	----
CRF100F	0100	11-13	143836	----	----	6780296	----	----
XR100R	0100	01-03	143836	----	----	6780296	----	----
CR125R	0125	87	----	----	----	----	----	----
CR125R	0125	91-96	----	----	----	----	----	----
CR125R	0125	97-01	----	----	----	----	----	----
CR125R	0125	02-03	----	143837	143839	----	6780133	6780157
CR125R	0125	04	----	143837	143839	----	6780133	6780157
CR125R	0125	05-06	----	143837	143839	----	6780133	6780157
CR125R	0125	07	----	143837	143839	----	6780133	6780157
CRF150F	0150	03-09	----	----	----	----	----	----
CRF150F	0150	12-15	----	----	----	----	----	----
CRF150R	0150	07-09	----	----	----	----	----	----
CRF150R	0150	12-15	----	----	----	----	----	----
CRF150RB	0150	07-09	----	----	----	----	----	----
CRF150RB	0150	12-15	----	----	----	----	----	----
CRF230F	0230	03-09	----	----	----	----	----	----
CRF230F	0230	12-16	----	----	----	----	----	----
CR250R	0250	78-83	----	----	----	----	----	----
CR250R	0250	85-87	----	----	----	----	----	----
CR250R	0250	91-96	----	----	----	----	----	----
CR250R	0250	97	----	----	----	----	----	----
CR250R	0250	98--99	----	----	----	----	----	----
CR250R	0250	00-03	----	143837	143839	----	6780133	6780157
CR250R	0250	04-07	----	143837	143839	----	6780133	6780157
CRF250L	0250	13	----	----	----	----	----	----
CRF250R	0250	04	----	143837	143837	----	6780133	6780133
CRF250R	0250	05-09	----	143837	143839	----	6780133	6780157

- accessories
- body
- handlebar & grips
- cables & levers
- exhaust
- engine
- fuel & intake
- electrical & ignition
- clutch
- drive
- bearings
- brakes
- steering & suspension
- tires
- tools & shop

## SPOKE WRENCHES CONTINUED

MODEL	CC	YEAR	ERGO SPOKE WRENCH FNR	ERGO SPOKE WRENCH FRONT	ERGO SPOKE WRENCH REAR	STD SPOKE WRENCH FNR	STD SPOKE WRENCH FRONT	STD SPOKE WRENCH REAR
<b>HONDA CONTINUED</b>								
CRF250R	0250	10	----	143837	143839	----	6780133	6780157
CRF250R	0250	11-12	----	----	143839	----	----	6780157
CRF250R	0250	13-14	----	----	143839	----	----	6780157
CRF250R	0250	15-16	----	----	143839	----	----	6780157
CRF250X	0250	04	143837	----	----	----	6780133	6780133
CRF250X	0250	05	143837	----	----	----	6780133	----
CRF250X	0250	06-08	----	143837	143839	----	6780133	6780157
CRF250X	0250	09	----	143837	143839	----	6780133	6780157
CRF250X	0250	12-13	----	143837	143839	----	6780133	6780157
XR250R	0250	96-99	----	----	----	----	----	----
XR250R	0250	00-03	143837	----	----	6780133	----	----
XR250R	0250	04	----	----	----	----	----	----
XR400R	0400	96	----	----	----	6780133	----	----
XR400R	0400	97-99	143837	----	----	6780133	----	----
XR400R	0400	00-04	143837	----	----	6780133	----	----
CR450R	0450	81	----	----	----	----	----	----
CRF450R	0450	02-03	143837	----	----	6780133	----	----
CRF450R	0450	04	143837	----	----	6780133	----	----
CRF450R	0450	05-08	----	143837	143839	----	6780133	6780157
CRF450R	0450	09	----	143837	143839	----	6780133	6780157
CRF450R	0450	10-12	----	143837	143839	----	6780133	6780157
CRF450R	0450	13-14	----	143837	143839	----	6780133	6780157
CRF450R	0450	15-16	----	143837	143839	----	6780133	6780157
CRF450X	0450	05-09	----	143837	143839	----	6780133	6780157
CRF450X	0450	12-13	----	143837	143839	----	6780133	6780157
CRF450X	0450	14	----	143837	----	----	6780133	6780157
CR480R	0480	82	----	----	----	----	----	----
CR480R	0480	83	----	----	----	----	----	----
CR500R	0500	85-87	----	----	----	----	----	----
CR500R	0500	91-95	----	----	----	----	----	----
CR500R	0500	96	----	----	----	----	----	----
CR500R	0500	97-01	----	----	----	----	----	----
XR600R	0600	88-90	----	----	----	----	----	----
XR600R	0600	91-00	----	----	----	----	----	----
XR650L	0650	93-09	----	----	----	----	----	----
XR650L	0650	12-15	----	----	----	----	----	----
XR650R	0650	00-07	----	----	----	----	----	----
<b>HUSABERG</b>								
FE 250	0250	13-14	143840	----	----	6780157	----	----
TE 250	0250	11-12	----	----	----	----	----	----
TE 250	0250	13-14	----	----	----	----	----	----
TE 300	0293	11	----	----	----	----	----	----
TE 300	0293	12	----	----	----	----	----	----
TE 300	0293	13-14	----	----	----	----	----	----
FE 350	0350	13	143840	----	----	6780157	----	----
FE 390	0390	10	----	----	----	----	----	----
FE 390	0390	11	----	----	----	----	----	----
FE 450	0450	08	----	----	----	----	----	----
FE 450	0450	09-10	----	----	----	----	----	----
FE 450	0450	11	----	----	----	----	----	----
FE 450	0450	14	143840	----	----	6780157	----	----
FX 450	0450	10	----	----	----	----	----	----

## SPOKE WRENCHES CONTINUED

MODEL	CC	YEAR	ERGO SPOKE WRENCH FNR	ERGO SPOKE WRENCH FRONT	ERGO SPOKE WRENCH REAR	STD SPOKE WRENCH FNR	STD SPOKE WRENCH FRONT	STD SPOKE WRENCH REAR
<b>HUSABERG CONTINUED</b>								
FE 501	0510	13-14	143840	----	----	6780157	----	----
FE 550	0550	08	----	----	----	----	----	----
FE 570	0570	09-10	----	----	----	----	----	----
FE 570S Street Legal FI	0570	11	----	----	----	----	----	----
FE 650	0650	08	----	----	----	----	----	----
<b>HUSQVARNA</b>								
CR 125	0125	02-08	143840	----	----	6780157	----	----
CR 125	0125	09	143840	----	----	6780157	----	----
CR 125	0125	10	143840	----	----	6780157	----	----
CR 125	0125	11	143840	----	----	6780157	----	----
CR 125	0125	12	143840	----	----	6780157	----	----
TC 125	0125	15	----	----	----	----	----	----
WR 125	0125	02-08	143840	----	----	6780157	----	----
WR 125	0125	09	143840	----	----	6780157	----	----
WR 125	0125	10-11	143840	----	----	6780157	----	----
WR 125	0125	12	143840	----	----	6780157	----	----
CR 150	0150	11	143840	----	----	6780157	----	----
CR 250	0250	03-04	143840	----	----	6780157	----	----
FC 250	0250	14	143840	----	----	6780157	----	----
FC 250	0250	15	143840	----	----	6780157	----	----
FE 250	0250	14-15	143840	----	----	6780157	----	----
TC 250	0250	04-09	143840	----	----	6780157	----	----
TC 250	0250	10	143840	----	----	6780157	----	----
TC 250	0250	11	143840	----	----	6780157	----	----
TC 250	0250	12	----	----	----	----	----	----
TE 250 2-Stroke	0250	14-15	----	----	----	----	----	----
TXC 250	0250	08-09	143840	----	----	6780157	----	----
TXC 250	0250	10	143840	----	----	6780157	----	----
TXC 250	0250	11	143840	----	----	6780157	----	----
TXC 250	0250	12	----	----	----	----	----	----
WR 250	0250	03-05	143840	----	----	6780157	----	----
WR 250	0250	07-08	143840	----	----	6780157	----	----
WR 250	0250	09	143840	----	----	6780157	----	----
WR 250	0250	10-11	143840	----	----	6780157	----	----
WR 250	0250	12	143840	----	----	6780157	----	----
TE 300 2-Stroke	0300	14-15	----	----	----	----	----	----
WR 300	0300	09	143840	----	----	6780157	----	----
WR 300	0300	10-11	143840	----	----	6780157	----	----
WR 300	0300	12	143840	----	----	6780157	----	----
TXC 310	0310	12	----	----	----	----	----	----
FC 350	0350	14	143840	----	----	6780157	----	----
FC 350	0350	15	143840	----	----	6780157	----	----
FE 350	0350	14-15	143840	----	----	6780157	----	----
TC 449	0449	11-12	143840	----	----	6780157	----	----
TXC 449	0449	11	143840	----	----	6780157	----	----
TXC 449	0449	11	----	----	----	----	----	----
TXC 449	0449	12	143840	----	----	6780157	----	----
FC 450	0450	15	143840	----	----	6780157	----	----
FE 450	0450	14-15	143840	----	----	6780157	----	----
TC 450	0450	04-08	143840	----	----	6780157	----	----
TC 450	0450	09	143840	----	----	6780157	----	----
TC 450	0450	10	143840	----	----	6780157	----	----

- accessories
- body
- handlebar & grips
- cables & levers
- exhaust
- engine
- fuel & intake
- electrical & ignition
- clutch
- drive
- bearings
- brakes
- steering & suspension
- tires

**tools & shop**

## SPOKE WRENCHES CONTINUED

MODEL	CC	YEAR	ERGO SPOKE WRENCH FNR	ERGO SPOKE WRENCH FRONT	ERGO SPOKE WRENCH REAR	STD SPOKE WRENCH FNR	STD SPOKE WRENCH FRONT	STD SPOKE WRENCH REAR
<b>HUSQVARNA CONTINUED</b>								
TE 450	0450	04-08	143840	----	----	6780157	----	----
TE 450	0450	09	143840	----	----	6780157	----	----
TE 450	0450	10	143840	----	----	6780157	----	----
TXC 450	0450	08-09	143840	----	----	6780157	----	----
TXC 511	0477	11	143840	----	----	6780157	----	----
TXC 511	0477	11	----	----	----	----	----	----
TXC 511	0477	12	143840	----	----	6780157	----	----
FE 501	0510	14-15	143840	----	----	6780157	----	----
TC 510	0510	05-08	143840	----	----	6780157	----	----
TC 510	0510	09	143840	----	----	6780157	----	----
TC 510	0510	10	143840	----	----	6780157	----	----
TE 510	0510	04-08	143840	----	----	6780157	----	----
TE 510	0510	09	143840	----	----	6780157	----	----
TE 510	0510	10	143840	----	----	6780157	----	----
TE 510R	0510	04	143840	----	----	6780157	----	----
TXC 510	0510	08-09	143840	----	----	6780157	----	----
TXC 510	0510	10	143840	----	----	6780157	----	----
TE 570	0570	02	143840	----	----	6780157	----	----
TE 570	0570	04	143840	----	----	6780157	----	----
<b>KAWASAKI</b>								
KX 60	0060	83-88	143836	----	----	6780296	----	----
KX 60	0060	90-03	143836	----	----	6780296	----	----
KX 65	0065	03-04	143836	----	----	6780296	----	----
KX 65	0065	05	143836	----	----	6780296	----	----
KX 65	0065	06-09	143836	----	----	6780296	----	----
KX 65	0065	10	----	----	----	----	----	----
KX 65	0065	11-16	143836	----	----	6780296	----	----
KX 80	0080	98-00	----	----	----	6780133	----	----
KX 85	0085	01-02	143837	----	----	6780133	----	----
KX 85	0085	03-16	143837	----	----	6780133	----	----
KX 100	0100	03-09	143837	----	----	6780133	----	----
KX 100	0100	11-16	143837	----	----	6780133	----	----
KLX 110	0110	02-16	143836	----	----	6780296	----	----
KX 125	0125	86-87	143837	----	----	6780133	----	----
KX 125	0125	88-90	----	143837	143838	6780133	----	----
KX 125	0125	91-95	----	143837	143838	6780133	----	----
KX 125	0125	96-98	----	143837	143838	6780133	----	----
KX 125	0125	99-01	----	----	----	----	----	----
KX 125	0125	02-05	----	----	----	6780157	----	----
KLX 140A	0140	08-16	----	----	----	----	----	----
KLX 140B BIG WHEEL	0140	08-16	----	----	----	----	----	----
KDX 200	0200	86-96	143837	----	----	6780133	----	----
KDX 200	0200	97-06	143837	----	----	6780133	----	----
KDX 220R	0220	97-05	143837	----	----	6780133	----	----
KDX 250	0250	91-94	----	143837	143838	6780133	----	----
KLX 250T	0250	09-14	----	----	----	----	----	----
KX 250	0250	86-87	143837	----	----	6780133	----	----
KX 250	0250	88-90	----	143837	143838	6780133	----	----
KX 250	0250	91-96	----	143837	143838	6780133	----	----
KX 250	0250	97	----	143837	----	6780133	----	----
KX 250	0250	98	----	143837	143838	6780133	----	----
KX 250	0250	99	----	143837	143840	----	6780133	6780157

## SPOKE WRENCHES CONTINUED

MODEL	CC	YEAR	ERGO SPOKE WRENCH FNR	ERGO SPOKE WRENCH FRONT	ERGO SPOKE WRENCH REAR	STD SPOKE WRENCH FNR	STD SPOKE WRENCH FRONT	STD SPOKE WRENCH REAR
<b>KAWASAKI CONTINUED</b>								
KX 250	0250	00-01	----	143837	143840	----	6780133	6780157
KX 250	0250	02	----	143837	143840	----	6780133	6780157
KX 250	0250	03 - '04	----	143837	143840	6780157	6780133	6780157
KX 250	0250	05	----	143837	143840	6780157	6780133	6780157
KX 250	0250	06	----	143837	143840	----	6780133	6780157
KX 250	0250	07	----	143837	143840	----	6780133	6780157
KX 250F	0250	04	----	143837	143840	----	----	6780157
KX 250F	0250	05	----	143837	143840	----	6780133	6780157
KX 250F	0250	06-09	----	143837	143840	----	6780133	6780157
KX 250F	0250	10	----	143837	143840	----	6780133	6780157
KX 250F	0250	11	----	143837	143840	----	6780133	6780157
KX 250F	0250	12	----	143837	143840	----	6780133	----
KX 250F	0250	13	----	----	143840	----	6780133	6780157
KX 250F	0250	14	----	----	----	----	6780133	6780157
KX 250F	0250	15-16	----	----	----	----	6780133	6780157
KLX 300A/300R	0300	97-07	143837	----	----	6780133	----	----
KLX 400B/400R	0400	03	----	----	----	----	----	----
KLX 450A/450R	0450	08-09	----	----	----	----	----	----
KLX 450AA (Australian)	0450	12	----	----	----	----	----	----
KLX 450AA (Australian)	0450	13	----	----	----	----	----	----
KX 450F	0450	06-07	----	143837	143840	----	6780133	6780157
KX 450F	0450	08	----	143837	143840	----	6780133	6780157
KX 450F	0450	09-12	----	143837	143840	----	6780133	6780157
KX 450F	0450	13-14	----	143837	143840	----	6780133	6780157
KX 450F	0450	15-16	----	143837	143840	----	6780133	6780157
KX 450F	0450	15-16	----	----	----	----	----	----
KX 500	0500	86-87	143837	----	----	6780133	----	----
KX 500	0500	88-90	----	143837	143838	6780133	----	----
KX 500	0500	91-96	----	143837	143838	6780133	----	----
KX 500	0500	97-04	----	143837	143838	6780133	----	----
KL 650A/KLR 650	0650	93-07	143837	----	----	6780133	----	----
KL 650E/KLR 650	0650	08-15	143837	----	----	6780133	----	----
KLX 650A/650R	0650	93	----	143837	143838	6780133	----	----
KLX 650C/KLX 650R	0650	93-96	----	----	----	6780133	----	----
KLX 650D/650R	0650	96	143837	----	143838	6780133	----	----
<b>KTM</b>								
50 SXR Pro Junior	0050	98-00	----	----	----	6780296	----	----
65 SX	0065	02-13	----	----	----	----	----	----
85 SX	0085	04-11	143841	----	----	6780296	----	----
85 SX	0085	12	143840	----	----	6780157	----	----
105 SX	0105	04	----	----	----	----	----	----
105 SX	0105	06-11	----	----	----	----	----	----
125 EXC	0125	98-99	143841	----	----	6780296	----	----
125 EXC	0125	00-02	143841	----	----	6780296	----	----
125 EXC	0125	03-05	143841	----	----	6780296	----	----
125 SX	0125	98	143841	----	----	6780296	----	----
125 SX	0125	99	143841	----	----	6780296	----	----
125 SX	0125	00	143841	----	----	6780296	----	----
125 SX	0125	01	143841	----	----	6780296	----	----
125 SX	0125	02-06	143841	----	----	6780296	----	----
125 SX	0125	07-09	143841	----	----	6780296	----	----
125 SX	0125	11	143840	----	----	6780157	----	----

- accessories
- body
- handlebar & grips
- cables & levers
- exhaust
- engine
- fuel & intake
- electrical & ignition
- clutch
- drive
- bearings
- brakes
- steering & suspension
- tires
- tools & shop

## SPOKE WRENCHES CONTINUED

	MODEL	CC	YEAR	ERGO SPOKE WRENCH FNR	ERGO SPOKE WRENCH FRONT	ERGO SPOKE WRENCH REAR	STD SPOKE WRENCH FNR	STD SPOKE WRENCH FRONT	STD SPOKE WRENCH REAR
<b>KTM CONTINUED</b>									
	125 SX	0125	12	143840	----	----	6780157	----	----
	125 SX	0125	13-14	143840	----	----	6780157	----	----
	125 SX	0125	15	----	----	----	----	----	----
	144 SX	0144	07-08	143841	----	----	6780296	----	----
	150 SX	0150	09-10	143841	----	----	6780296	----	----
	150 SX	0150	11	143840	----	----	6780157	----	----
	150 SX	0150	12	143840	----	----	6780157	----	----
	150 SX	0150	13-14	143840	----	----	6780157	----	----
	150 SX	0150	15	143840	----	----	6780157	----	----
	150 XC	0150	10	143841	----	----	6780296	----	----
	150 XC	0150	11	143840	----	----	6780157	----	----
	150 XC	0150	12	143840	----	----	6780157	----	----
	150 XC	0150	13	143840	----	----	6780157	----	----
	150 XC	0150	14	143840	----	----	6780157	----	----
	200 EXC	0200	98-99	143841	----	----	6780296	----	----
	200 EXC	0200	00-02	143841	----	----	6780296	----	----
	200 EXC	0200	03-05	143841	----	----	6780296	----	----
	200 MXC	0200	98-99	143841	----	----	6780296	----	----
	200 MXC	0200	00-02	143841	----	----	6780296	----	----
	200 MXC	0200	03-05	143841	----	----	6780296	----	----
	200 SX	0200	01-02	----	----	----	----	----	----
	200 SX	0200	03-04	143841	----	----	6780296	----	----
	200 XC	0200	06-07	143841	----	----	6780296	----	----
	200 XC	0200	08-09	143841	----	----	6780296	----	----
	200 XCW	0200	06-07	143841	----	----	6780296	----	----
	200 XCW	0200	08	143841	----	----	6780296	----	----
	200 XCW	0200	09	----	----	----	6780296	----	----
	200 XCW	0200	10-11	143841	----	----	6780296	----	----
	200 XCW	0200	12	143840	----	----	6780157	----	----
	200 XCW	0200	13-16	143840	----	----	6780157	----	----
	250 EXC	0250	98-99	143841	----	----	6780296	----	----
	250 EXC	0250	00-02	143841	----	----	6780296	----	----
	250 EXC	0250	03-05	143841	----	----	6780296	----	----
	250 EXCG	0250	02	----	----	----	----	----	----
	250 EXCG	0250	03-05	143841	----	----	6780296	----	----
	250 FR FREERIDE	0250	14	143840	----	----	6780157	----	----
	250 MXC	0250	98-99	143841	----	----	6780296	----	----
	250 MXC	0250	00-02	143841	----	----	6780296	----	----
	250 SX	0250	98-99	143841	----	----	6780296	----	----
	250 SX	0250	00	143841	----	----	6780296	----	----
	250 SX	0250	01	143841	----	----	6780296	----	----
	250 SX	0250	02-06	143841	----	----	6780296	----	----
	250 SX	0250	07-10	143841	----	----	6780296	----	----
	250 SX	0250	11	143840	----	----	6780296	----	----
	250 SX	0250	12-14	143840	----	----	6780157	----	----
	250 SX	0250	15	143840	----	----	6780157	----	----
	250 SXF	0250	05	143841	----	----	6780296	----	----
	250 SXF	0250	06	143841	----	----	6780296	----	----
	250 SXF	0250	07-10	143841	----	----	6780296	----	----
	250 SXF	0250	11	143840	----	----	6780157	----	----
	250 SXF	0250	12	143840	----	----	6780157	----	----
	250 SXF	0250	13	143840	----	----	6780157	----	----
	250 SXF	0250	14	143840	----	----	6780157	----	----
	250 SXF	0250	15	143840	----	----	6780157	----	----



## SPOKE WRENCHES CONTINUED

MODEL	CC	YEAR	ERGO SPOKE WRENCH FNR	ERGO SPOKE WRENCH FRONT	ERGO SPOKE WRENCH REAR	STD SPOKE WRENCH FNR	STD SPOKE WRENCH FRONT	STD SPOKE WRENCH REAR
<b>KTM CONTINUED</b>								
250 XC 2T E-Start	0250	06-07	143841	----	----	6780296	----	----
250 XC 2T E-Start	0250	08-10	143841	----	----	6780296	----	----
250 XC 2T E-Start	0250	11	143840	----	----	6780157	----	----
250 XC 2T E-Start	0250	12	143840	----	----	6780157	----	----
250 XC 2T E-Start	0250	13	143840	----	----	6780157	----	----
250 XC 2T E-Start	0250	14-15	143840	----	----	6780157	----	----
250 XCF	0250	07	143841	----	----	6780296	----	----
250 XCF	0250	08-09	143841	----	----	6780296	----	----
250 XCF	0250	11-12	143840	----	----	6780157	----	----
250 XCF	0250	13	143840	----	----	6780157	----	----
250 XCF	0250	14-15	143840	----	----	6780157	----	----
250 XCFW	0250	07	----	----	----	6780296	----	----
250 XCFW	0250	08-09	----	----	----	6780296	----	----
250 XCFW	0250	12	143840	----	----	6780157	----	----
250 XCFW	0250	13-15	143840	----	----	6780157	----	----
250 XCFW Champions Edition	0250	10	143841	----	----	6780296	----	----
250 XCFW Six Days	0250	11	143841	----	----	6780296	----	----
250 XCW	0250	06-07	143841	----	----	6780296	----	----
250 XCW	0250	08-11	143841	----	----	6780296	----	----
250 XCW	0250	12	----	----	----	----	----	----
250 XCW	0250	13-15	143840	----	----	6780157	----	----
300 EXC	0300	98-99	143841	----	----	6780296	----	----
300 EXC	0300	00-02	143841	----	----	6780296	----	----
300 EXC	0300	03-05	143841	----	----	6780296	----	----
300 MXC	0300	98-99	143841	----	----	6780296	----	----
300 MXC	0300	00-02	143841	----	----	6780296	----	----
300 MXC	0300	03-05	143841	----	----	6780296	----	----
300 XC	0300	06-07	143841	----	----	6780296	----	----
300 XC	0300	08-10	143841	----	----	6780296	----	----
300 XC	0300	11	143840	----	----	6780296	----	----
300 XC	0300	12-13	143840	----	----	6780157	----	----
300 XC	0300	14-15	143840	----	----	6780157	----	----
300 XCW	0300	06-07	143841	----	----	6780296	----	----
300 XCW	0300	08-11	143841	----	----	6780296	----	----
300 XCW	0300	12	143840	----	----	6780157	----	----
300 XCW	0300	13-15	143840	----	----	6780157	----	----
300 XCW Six Days	0300	14-15	143840	----	----	6780157	----	----
350 EXCF	0350	12	143840	----	----	6780157	----	----
350 EXCF	0350	13-15	143840	----	----	6780157	----	----
350 SXF	0350	11	143840	----	----	6780157	----	----
350 SXF	0350	12-14	143840	----	----	6780157	----	----
350 SXF	0350	15	143840	----	----	6780157	----	----
350 XCF	0350	11	143840	----	----	6780157	----	----
350 XCF	0350	12-13	143840	----	----	6780157	----	----
350 XCF	0350	14-15	143840	----	----	6780157	----	----
350 XCFW	0350	12-16	143840	----	----	6780157	----	----
350 XCFW Six Days	0350	15	143840	----	----	6780157	----	----
380 EXC	0380	98-99	143841	----	----	6780296	----	----
380 EXC	0380	00-02	143841	----	----	6780296	----	----
380 MXC	0380	98-99	143841	----	----	6780296	----	----
380 MXC	0380	00-02	143841	----	----	6780296	----	----
380 SX	0380	98-99	143841	----	----	6780296	----	----
380 SX	0380	00	143841	----	----	6780296	----	----
380 SX	0380	01	143841	----	----	6780296	----	----

- accessories
- body
- handlebar & grips
- cables & levers
- exhaust
- engine
- fuel & intake
- electrical & ignition
- clutch
- drive
- bearings
- brakes
- steering & suspension
- tires

**tools & shop**

## SPOKE WRENCHES CONTINUED

MODEL	CC	YEAR	ERGO SPOKE WRENCH FNR	ERGO SPOKE WRENCH FRONT	ERGO SPOKE WRENCH REAR	STD SPOKE WRENCH FNR	STD SPOKE WRENCH FRONT	STD SPOKE WRENCH REAR	
<b>KTM CONTINUED</b>									
380 SX	0380	02	143841	----	----	6780296	----	----	
400 EXC	0400	98	143841	----	----	6780296	----	----	
400 EXC	0400	99	143841	----	----	6780296	----	----	
400 EXC	0400	00	143841	----	----	6780296	----	----	
400 EXC	0400	01-02	143841	----	----	6780296	----	----	
400 EXCG	0400	00	----	----	----	----	----	----	
400 EXCG	0400	04	143841	----	----	6780296	----	----	
400 EXCG	0400	06	143841	----	----	6780296	----	----	
400 MXC	0400	99-02	143841	----	----	6780296	----	----	
400 SX	0400	98	143841	----	----	6780296	----	----	
400 SX	0400	00	143841	----	----	6780296	----	----	
400 SX	0400	01	143841	----	----	6780296	----	----	
400 SX	0400	02	143841	----	----	6780296	----	----	
400 SXC	0400	99-00	143841	----	----	6780296	----	----	
400 SXC	0400	01	----	----	----	----	----	----	
400 SXC	0400	02	143841	----	----	6780296	----	----	
400 XCW	0400	07	143841	----	----	6780296	----	----	
400 XCW	0400	09-10	143841	----	----	6780296	----	----	
450 EXCG	0450	03-06	143841	----	----	6780296	----	----	
450 EXCR	0450	07-11	143841	----	----	6780296	----	----	
450 MXCG	0450	03-05	143841	----	----	6780296	----	----	
450 SXF	0450	03-06	143841	----	----	6780296	----	----	
450 SXF	0450	07-10	143841	----	----	6780296	----	----	
450 SXF	0450	11	143840	----	----	6780296	----	----	
450 SXF	0450	12-14	143840	----	----	6780157	----	----	
450 SXF	0450	15	143840	----	----	6780157	----	----	
450 SXF FI Factory Edition	0450	12-13	143840	----	----	6780157	----	----	
450 SXF FI Factory Edition	0450	14	143840	----	----	6780157	----	----	
450 XCF	0450	06-07	143841	----	----	6780296	----	----	
450 XCF	0450	08-09	143841	----	----	6780296	----	----	
450 XCF	0450	13	143840	----	----	6780157	----	----	
450 XCF	0450	14-15	143840	----	----	6780157	----	----	
450 XCFW Champions Edition	0450	10	143841	----	----	6780296	----	----	
450 XCRW	0450	08	143841	----	----	6780296	----	----	
450 XCW	0450	06-09	143841	----	----	6780296	----	----	
450 XCW	0450	12-15	143840	----	----	6780157	----	----	
450 XCW Six Days	0450	10-11	143841	----	----	6780296	----	----	
500 EXC	0500	12-14	143840	----	----	6780157	----	----	
500 EXC	0500	15	----	----	----	----	----	----	
500 XCW	0500	12-15	143840	----	----	6780157	----	----	
505 SXF	0505	08	143841	----	----	6780296	----	----	
505 XCF	0505	08-09	143841	----	----	6780296	----	----	
520 EXC	0520	00-02	143841	----	----	6780296	----	----	
520 MXC	0520	00-02	143841	----	----	6780296	----	----	
520 SX	0520	00	143841	----	----	6780296	----	----	
520 SX	0520	01	143841	----	----	6780296	----	----	
520 SX	0520	02	143841	----	----	6780296	----	----	
525 EXC	0525	03-07	143841	----	----	6780296	----	----	
525 MXCG	0525	03-05	143841	----	----	6780296	----	----	
525 SX	0525	03-06	143841	----	----	6780296	----	----	
525 XC	0525	07	143841	----	----	6780296	----	----	
525 XCG	0525	06	143841	----	----	6780296	----	----	
525 XCW	0525	07	143841	----	----	6780296	----	----	
530 EXC	0530	09-10	143841	----	----	6780296	----	----	

## SPOKE WRENCHES CONTINUED

MODEL	CC	YEAR	ERGO SPOKE WRENCH FNR	ERGO SPOKE WRENCH FRONT	ERGO SPOKE WRENCH REAR	STD SPOKE WRENCH FNR	STD SPOKE WRENCH FRONT	STD SPOKE WRENCH REAR
<b>KTM CONTINUED</b>								
530 EXC	0530	11	143841	----	----	6780296	----	----
530 EXC Champions Edition	0530	10	143841	----	----	6780296	----	----
530 EXC Champions Edition	0530	11	----	----	----	----	----	----
530 EXCR	0530	08	----	----	----	6780296	----	----
530 XCRW	0530	08	143841	----	----	6780296	----	----
530 XCW	0530	09	143841	----	----	6780296	----	----
530 XCW Six Days	0530	10-11	143841	----	----	6780296	----	----
560 SMR	0560	06-07	143841	----	----	6780296	----	----
640 LC4 Adventure	0640	03-04	143841	----	----	6780296	----	----
640 LC4 Adventure	0640	05-07	143841	----	----	6780296	----	----
640 LC4E	0640	04-07	143841	----	----	6780296	----	----
660 RFR (Rally Factory Replica)	0660	07	143841	----	----	6780296	----	----
690 Enduro	0690	08-12	143841	----	----	6780296	----	----
690 Enduro	0690	13-14	143841	----	----	6780296	----	----
690 RFR (Rally Factory Replica)	0690	07-09	143841	----	----	6780296	----	----
950 Adventure	0950	03	143841	----	----	6780296	----	----
950 Adventure	0950	04-06	143841	----	----	6780296	----	----
950 Super EnduroR	0950	07-09	143841	----	----	6780296	----	----
990 Adventure	0990	07-09	143841	----	----	6780296	----	----
990 Adventure	0990	10-11	143841	----	----	6780296	----	----
990 Adventure Baja	0990	13	143841	----	----	6780296	----	----
990 Adventure R	0990	09	143841	----	----	6780296	----	----
990 Adventure R	0990	10-12	143841	----	----	6780296	----	----
<b>SUZUKI</b>								
RM 65	0065	03	143836	----	----	6780296	----	----
RM 80	0080	89-01	----	----	----	----	----	----
RM 85	0085	02-10	143836	----	----	6780296	----	----
RM 85	0085	12	143836	----	----	6780296	----	----
RM 85	0085	15	143836	----	----	6780296	----	----
RM 85L	0085	03	----	----	----	----	----	----
RM 85L	0085	06	143836	----	----	6780296	----	----
RM 100	0100	03	143837	----	----	6780133	----	----
RM 125	0125	96-97	----	----	----	----	----	----
RM 125	0125	98-99	----	----	----	----	----	----
RM 125	0125	00	----	----	----	----	----	----
RM 125	0125	00-08	----	----	----	----	----	----
RM 125	0125	01-02	----	----	----	----	----	----
RM 125	0125	03-07	143840	----	----	6780157	----	----
RM 125	0125	08	143840	----	----	6780157	----	----
RM 125	0125	08	----	----	----	6780157	----	----
DRZ 250	0250	01-07	----	----	----	----	----	----
RM 250	0250	96-97	----	----	----	----	----	----
RM 250	0250	98-99	----	----	----	----	----	----
RM 250	0250	00	----	----	----	----	----	----
RM 250	0250	00-08	----	----	----	----	----	----
RM 250	0250	01-03	----	----	----	----	----	----
RM 250	0250	04-05	143840	----	----	6780157	----	----
RM 250	0250	06	143840	143837	----	----	6780133	6780157
RM 250	0250	07-08	----	143837	143840	----	6780133	----
RMZ 250	0250	04	----	----	----	----	----	----
RMZ 250	0250	05	----	----	----	----	----	----
RMZ 250	0250	06	----	143837	143840	----	----	----

- accessories
- body
- handlebar & grips
- cables & levers
- exhaust
- engine
- fuel & intake
- electrical & ignition
- clutch
- drive
- bearings
- brakes
- steering & suspension
- tires
- tools & shop

## SPOKE WRENCHES CONTINUED

MODEL	CC	YEAR	ERGO SPOKE WRENCH FNR	ERGO SPOKE WRENCH FRONT	ERGO SPOKE WRENCH REAR	STD SPOKE WRENCH FNR	STD SPOKE WRENCH FRONT	STD SPOKE WRENCH REAR
<b>SUZUKI CONTINUED</b>								
RMZ 250	0250	07-10	----	143838	143840	----	6780133	6780157
RMZ 250	0250	07-16	----	----	----	----	----	----
RMZ 250	0250	11-12	----	143838	143840	----	6780133	6780157
RMZ 250	0250	13-15	----	----	----	----	----	----
RMZ 250	0250	16	----	----	----	----	----	----
DRZ 400E	0400	00-07	----	----	----	----	----	----
DRZ 400K	0400	01	----	----	----	----	----	----
DRZ 400K	0400	02	----	----	----	----	----	----
DRZ 400K	0400	03	----	----	----	----	----	----
DRZ 400K	0400	04	----	----	----	----	----	----
DRZ 400S	0400	00-01	----	----	----	----	----	----
DRZ 400S	0400	02-09	----	----	----	----	----	----
DRZ 400S	0400	11	----	----	----	----	----	----
DRZ 400S	0400	12-15	----	----	----	----	----	----
DRZ 400Y	0400	00	----	----	----	----	----	----
RMX 450 Enduro X-Country	0450	10-11	----	143837	143840	----	6780133	----
RMZ 450	0450	05-06	----	143837	143840	----	6780133	6780157
RMZ 450	0450	05-12	----	----	----	----	----	----
RMZ 450	0450	07-12	----	143838	143840	----	6780133	6780157
RMZ 450	0450	13-14	----	----	----	----	----	----
RMZ 450	0450	15-16	----	----	----	----	----	----
RMZ 450	0450	15-16	----	----	----	----	----	----
DL 650 V-Strom	0650	04-09	----	----	----	----	----	----
DL 1000 V-Strom	1000	02-09	----	----	----	----	----	----
<b>YAMAHA</b>								
YZ 80	0080	93-01	----	----	----	----	----	----
YZ 85	0085	02-15	----	----	----	----	----	----
TTR 125L (Front Disc Brake)	0125	00-09	----	----	143836	----	----	6780296
TTR 125L (Front Disc Brake)	0125	11-15	----	----	143836	----	----	6780296
YZ 125	0125	91-94	----	----	----	----	----	----
YZ 125	0125	95-97	----	----	----	----	----	----
YZ 125	0125	98	----	----	----	----	----	----
YZ 125	0125	99-01	----	----	143840	----	6780133	6780157
YZ 125	0125	99-15	----	----	----	----	----	----
YZ 125	0125	02-03	----	143838	143840	----	6780133	6780157
YZ 125	0125	04	----	143838	143840	----	6780133	6780157
YZ 125	0125	05	----	143838	143840	----	6780133	6780157
YZ 125	0125	06-08	----	143838	143840	----	6780133	6780157
YZ 125	0125	09-15	----	143838	143840	----	6780133	6780157
WR 200	0200	92	----	----	----	----	----	----
WR 200	0200	93	----	----	----	----	----	----
XT 225	0225	01-07	----	143836	----	----	6780296	----
TTR 230	0230	05-09	----	143836	----	----	6780296	----
TTR 230	0230	11-15	----	143836	----	----	6780296	----
TTR 250	0250	99-06	----	----	----	----	----	----
TTR 250	0250	07	----	----	----	----	----	----
WR 250	0250	89-90	----	----	----	----	----	----
WR 250F	0250	01-04	----	143838	143840	----	6780133	6780157
WR 250F	0250	01-09	----	----	----	----	----	----
WR 250F	0250	05	----	143838	143840	----	6780133	6780157
WR 250F	0250	06-08	----	143838	143840	----	6780133	6780157
WR 250F	0250	09	----	143838	143840	----	6780133	----
WR 250F	0250	11-13	----	143838	143840	----	6780133	----

## SPOKE WRENCHES CONTINUED

MODEL	CC	YEAR	ERGO SPOKE WRENCH FNR	ERGO SPOKE WRENCH FRONT	ERGO SPOKE WRENCH REAR	STD SPOKE WRENCH FNR	STD SPOKE WRENCH FRONT	STD SPOKE WRENCH REAR
<b>YAMAHA CONTINUED</b>								
WR 250F	0250	11-13	----	----	----	----	----	----
WR 250R Dual Sport	0250	08-15	----	----	143837	----	----	6780133
WR 250R Dual Sport	0250	08-15	----	----	----	----	----	----
YZ 250	0250	91-97	----	----	----	----	----	----
YZ 250	0250	98	----	----	----	----	----	----
YZ 250	0250	99	----	----	----	----	----	----
YZ 250	0250	00-03	----	143838	143840	----	6780133	6780157
YZ 250	0250	04	----	143838	143840	----	6780133	6780157
YZ 250	0250	05	----	143838	143840	----	6780133	6780157
YZ 250	0250	06-15	----	143838	143840	----	6780133	6780157
YZ 250F	0250	01	----	----	----	----	----	----
YZ 250F	0250	01-08	----	----	----	----	----	----
YZ 250F	0250	02-03	----	----	----	----	6780133	----
YZ 250F	0250	04	----	143838	143840	----	6780133	6780157
YZ 250F	0250	05	----	143838	143840	----	6780133	6780157
YZ 250F	0250	06-08	----	143838	143840	----	6780133	6780157
YZ 250F	0250	09-13	----	143838	143839	----	6780133	6780157
YZ 250F	0250	14	----	143838	143839	----	6780133	6780157
YZ 250F	0250	15-16	----	----	----	----	----	----
YZ 250FX X-Country	0250	15	----	----	----	----	----	----
WR 400F	0400	98-99	----	143838	143840	----	6780133	6780157
WR 400F	0400	98-99	----	----	----	----	----	----
WR 400F	0400	00	----	143838	143840	----	6780133	6780157
YZ 400F	0400	98-99	----	----	143840	----	6780133	6780157
YZ 400F	0400	99	----	----	----	----	----	----
WR 426F	0426	00-02	----	----	----	----	----	----
WR 426F	0426	01-02	----	143838	143840	----	6780133	6780157
YZ 426F	0426	00-02	----	143838	143840	----	6780133	6780157
YZ 426F	0426	00-02	----	----	----	----	----	----
WR 450F	0450	03-04	----	143838	143840	----	6780133	6780157
WR 450F	0450	03-09	----	----	----	----	----	----
WR 450F	0450	05	----	143838	143840	----	6780133	6780157
WR 450F	0450	06-08	----	143838	143840	----	6780133	6780157
WR 450F	0450	09	----	143838	143840	----	6780133	6780157
WR 450F	0450	11-15	----	143838	143840	----	6780133	6780157
WR 450F	0450	11-15	----	----	----	----	----	----
YZ 450F	0450	03	----	143838	143840	----	6780133	6780157
YZ 450F	0450	03-08	----	----	----	----	----	----
YZ 450F	0450	04	----	143838	143840	----	6780133	6780157
YZ 450F	0450	05	----	143838	143840	----	6780133	6780157
YZ 450F	0450	06-08	----	143838	143840	----	6780133	6780157
YZ 450F	0450	09-10	----	143838	143839	----	6780133	6780157
YZ 450F	0450	11-14	----	143838	143839	----	6780133	6780157
YZ 450F	0450	15-16	----	----	----	----	----	----
XTZ 1200 Super Tenere	1200	12	----	----	----	----	----	----

- accessories
- body
- handlebar & grips
- cables & levers
- exhaust
- engine
- fuel & intake
- electrical & ignition
- clutch
- drive
- bearings
- brakes
- steering & suspension
- tires

tools & shop



SPOKE WRENCH PRICING		
143836	00.00	0
143837	00.00	0
143840	00.00	0
143841	00.00	0
143838	00.00	0
143839	00.00	0
6780296	00.00	0
6780133	00.00	0
6780157	00.00	0

- accessories
- body
- handlebar & grips
- cables & levers
- exhaust
- engine
- fuel & intake
- electrical & ignition
- clutch
- drive
- bearings
- brakes
- steering & suspension
- tires
- tools & shop

## FORK TOOLS



### FORK CAP WRENCH

- 12 mm slot for holding the damper rod for removing the rebound bolt. This allows for the removal of the cartridge from the lower fork leg
- Made of billet 6061-T6 and anodized Motion Pro blue
- Laser engraved markings with Motion Pro logo
- Original Motion Pro design

### FORK SEAL BULLETS

- Protects the fork seal and wiper of inverted forks from damage by the bushing groove during installation
- Eliminates the need to wrap the fork tube with tape
- Fitment size is marked on each bullet for easy identification



### FORK COMPRESSION VALVE REMOVAL TOOL

- For removing the compression valve from cartridge
- 19mm hex drive/ 36mm octagon
- Manufactured out of billet 6061 T-6 aluminum Application:



### STANDARD FORK SEAL DRIVER

- Easy to use split design
- Durable carbon steel construction
- CAD-II plating
- Perfectly weighted to drive seals
- Limited lifetime warranty



### RINGER FORK SEAL DRIVER

- Innovative design makes tool easier and safer to use than old fashioned pin aligned drivers
- Anodized aluminum locking ring features knurled finish for secure no-slip grip and positively locks body halves together during use



### DAMPING ROD TOOL

- Tool design allows for effortless retrieval of damping rod after spring installation
- Perfect for working on Kayaba, Showa and WP inverted forks
- Rod is zinc plated with a knurled handle for a sure grip
- Rod includes covered bleed port to prevent oil splatter
- Four brass hex adapters ,10 x P1.0, 12 x P1.0, 12 x P1.25, and 14 x P1.0 are included

## FORK TOOLS PRICING

142259	42.99	E
144177	41.99	E
144151	41.99	E
144180	41.99	E
142171	21.99	E
142340	19.99	E

142339	19.99	E
142224	22.60	E
142290	14.99	E
144184	23.99	E
142346	17.99	E
142210	4.99	E

142212	4.99	E
142213	4.99	E
142208	4.99	E
142209	4.99	E
142256	4.99	E
142211	4.99	E

143461	44.99	E
143466	44.99	E
143460	44.99	E
143464	44.99	E
143467	44.99	E
143468	44.99	E

143463	44.99	E
143465	44.99	E

## MOTION PRO FORK TOOLS

MODEL	CC	FN	YEAR	DAMPING ROD TOOL	FORK CAP SOCKET	FORK CAP WRENCH	FORK COMPRESSION VALVE TOOL	FORK SEAL BULLETS	RINGER FORK SEAL DRIVER
<b>HONDA</b>									
CR80R	0080		96-02	----	----	----	----	----	143461
CRF80F	0080		04-09	----	----	----	----	----	----
CRF80F	0080		11-13	----	----	----	----	----	----
XR80R	0080		99-03	----	----	----	----	----	----
CR85R	0085		03-07	142259	----	----	----	----	143461
CR85RB	0085		03-07	----	----	----	----	----	143461
CRF100F	0100		04-09	----	----	----	----	----	----
CRF100F	0100		11-13	----	----	----	----	----	----
XR100R	0100		01-03	----	----	----	----	----	----
CR125R	0125		87	----	----	----	----	142210	----
CR125R	0125		91-96	142259	----	----	----	----	----
CR125R	0125		97-01	142259	----	----	----	142212	143466
CR125R	0125		02-03	142259	----	----	----	142212	143466
CR125R	0125		04	142259	----	----	----	142213	143466
CR125R	0125		05-06	----	----	----	----	142213	143466
CR125R	0125		07	----	----	----	----	142213	----
CRF150F	0150		03-09	----	----	----	----	142208	143460
CRF150F	0150		12-15	----	----	----	----	142208	143460
CRF150R	0150		07-09	142259	----	----	----	----	143461
CRF150R	0150		12-15	142259	----	----	----	----	143461
CRF150RB	0150		07-09	142259	----	----	----	----	143461
CRF150RB	0150		12-15	142259	----	----	----	----	143461
CRF230F	0230		03-09	----	----	----	----	----	143461
CRF230F	0230		12-16	----	----	----	----	----	143461
CR250R	0250		78-83	----	----	----	----	----	----
CR250R	0250		85-87	----	----	----	----	142210	----
CR250R	0250		91-96	142259	----	----	----	----	----
CR250R	0250		97	----	----	----	----	142213	143466
CR250R	0250		98-99	----	144177	142171	----	142213	143466
CR250R	0250		00-03	----	144177	142171	----	142213	143466
CR250R	0250		04-07	----	144177	142171	----	142213	143466
CRF250L	0250		13	----	----	----	----	----	143464
CRF250R	0250		04	----	144177	142171	----	142213	143466
CRF250R	0250		05-09	----	144177	142171	----	142213	143466
CRF250R	0250		10	----	144151	----	142290	----	143467
CRF250R	0250		11-12	----	144177	142171	142290	----	143467
CRF250R	0250		13-14	----	144177	142171	----	----	143467
CRF250R	0250		15-16	----	----	----	----	----	143468
CRF250X	0250		04	----	144177	142171	----	142213	143466
CRF250X	0250		05	----	144177	142171	----	142213	143466
CRF250X	0250		06-08	----	144177	142171	----	142213	143466
CRF250X	0250		09	----	----	----	----	----	----
CRF250X	0250		12-13	----	----	----	----	----	----
XR250R	0250		96-99	----	----	----	----	----	----
XR250R	0250		00-03	----	----	----	----	142209	143463
XR250R	0250		04	----	----	----	----	142209	143463
XR400R	0400		96	142259	----	----	----	----	----
XR400R	0400		97-99	142259	----	----	----	----	----
XR400R	0400		00-04	142259	----	----	----	142210	143464
CR450R	0450		81	----	----	----	----	----	----

- accessories
- body
- handlebar & grips
- cables & levers
- exhaust
- engine
- fuel & intake
- electrical & ignition
- clutch
- drive
- bearings
- brakes
- steering & suspension
- tires
- tools & shop

## MOTION PRO FORK TOOLS CONTINUED

	MODEL	CC	FN	YEAR	DAMPING ROD TOOL	FORK CAP SOCKET	FORK CAP WRENCH	FORK COMPRESSION VALVE TOOL	FORK SEAL BULLETS	RINGER FORK SEAL DRIVER
<b>HONDA CONTINUED</b>										
	CRF450R	0450		02-03	----	144177	142171	----	142213	143466
	CRF450R	0450		04	----	144177	142171	----	142213	143466
	CRF450R	0450		05-08	----	144177	142171	----	142213	143466
	CRF450R	0450		09	----	144151	142340	142290	142256	143467
	CRF450R	0450		10-12	----	144151	142340	142290	142256	143467
	CRF450R	0450		13-14	----	----	142340	----	----	143467
	CRF450R	0450		15-16	----	----	----	----	----	143467
	CRF450X	0450		05-09	----	144177	142171	----	142213	143466
	CRF450X	0450		12-13	----	144177	142171	----	142213	143466
	CRF450X	0450		14	----	144177	142171	----	142213	143466
	CR480R	0480		82	----	----	----	----	----	----
	CR480R	0480		83	----	----	----	----	----	----
	CR500R	0500		85-87	----	----	----	----	142210	----
	CR500R	0500		91-95	142259	----	----	----	----	----
	CR500R	0500		96	142259	----	----	----	142212	----
	CR500R	0500		97-01	142259	----	----	----	142212	143466
	XR600R	0600		88-90	----	----	----	----	142210	143464
	XR600R	0600		91-00	142259	----	----	----	142210	143464
	XR650L	0650		93-09	142259	----	----	----	142210	----
	XR650L	0650		12-15	142259	----	----	----	142210	----
	XR650R	0650		00-07	----	----	----	----	142212	143466
<b>HUSQVARNA</b>										
	CR 125	0125		02-08	----	----	----	----	----	----
	CR 125	0125		09	----	----	----	----	----	----
	CR 125	0125		10	----	----	----	----	----	143467
	CR 125	0125		11	----	----	----	----	----	----
	CR 125	0125		12	----	----	----	----	----	143467
	TC 125	0125		15	----	----	----	144184	----	143467
	WR 125	0125		02-08	----	----	----	----	----	----
	WR 125	0125		09	----	----	----	----	----	----
	WR 125	0125		10-11	----	----	----	----	142256	143467
	WR 125	0125		12	----	----	----	----	----	----
	CR 150	0150		11	----	----	----	----	----	143467
	CR 250	0250		03-04	----	----	----	----	----	----
	FC 250	0250		14	----	----	----	142346	----	143467
	FC 250	0250		15	----	----	----	144184	----	143467
	FE 250	0250		14-15	----	----	----	144184	----	143467
	TC 250	0250		04-09	----	----	----	----	----	----
	TC 250	0250		10	----	----	----	----	----	143467
	TC 250	0250		11	----	----	----	----	----	----
	TC 250	0250		12	----	----	----	----	----	143467
	TE 250 2T	0250		14-15	----	----	----	144184	----	----
	TXC 250	0250		08-09	----	----	----	----	----	----
	TXC 250	0250		10	----	----	----	----	----	143467
	TXC 250	0250		11	----	----	----	----	----	----
	TXC 250	0250		12	----	----	----	----	----	143467
	WR 250	0250		03-05	----	----	----	----	----	----
	WR 250	0250		07-08	----	----	----	----	----	----
	WR 250	0250		09	----	----	----	----	----	----
	WR 250	0250		10-11	----	----	----	----	142256	143467



## MOTION PRO FORK TOOLS CONTINUED

MODEL	CC	FN	YEAR	DAMPING ROD TOOL	FORK CAP SOCKET	FORK CAP WRENCH	FORK COMPRESSION VALVE TOOL	FORK SEAL BULLETS	RINGER FORK SEAL DRIVER
<b>HUSQVARNA CONTINUED</b>									
WR 250	0250		12	----	----	----	----	----	143467
TE 300 2T	0300		14-15	----	----	----	144184	----	----
WR 300	0300		09	----	----	----	----	----	----
WR 300	0300		10-11	----	----	----	----	142256	143467
WR 300	0300		12	----	----	----	----	----	143467
TXC 310	0310		12	----	----	----	----	----	143467
FC 350	0350		14	----	----	142339	142346	----	143467
FC 350	0350		15	----	----	----	144184	----	143467
FE 350	0350		14-15	----	----	----	144184	----	143467
TC 449	0449		11-12	----	----	----	----	----	----
TXC 449	0449		11	----	144151	142340	142290	142256	143467
TXC 449	0449	114	11	----	----	----	----	----	----
TXC 449	0449		12	----	----	----	----	----	143467
FC 450	0450		15	----	----	142339	144184	----	143467
FE 450	0450		14-15	----	----	----	144184	----	143467
TC 450	0450		04-08	----	----	----	----	----	----
TC 450	0450		09	----	----	----	----	----	----
TC 450	0450		10	----	----	----	----	----	143467
TE 450	0450		04-08	----	----	----	----	----	----
TE 450	0450		09	----	----	----	----	----	----
TE 450	0450		10	----	----	----	----	----	----
TXC 450	0450		08-09	----	----	----	----	----	----
TXC 511	0477		11	----	144151	142340	142290	142256	143467
TXC 511	0477	114	11	----	----	----	----	----	----
TXC 511	0477		12	----	----	----	----	----	143467
FE 501	0510		14-15	----	----	----	144184	----	143467
TC 510	0510		05-08	----	----	----	----	----	----
TC 510	0510		09	----	----	----	----	----	----
TC 510	0510		10	----	----	----	----	----	----
TE 510	0510		04-08	----	----	----	----	----	----
TE 510	0510		09	----	----	----	----	----	----
TE 510	0510		10	----	----	----	----	----	----
TE 510R	0510		04	----	----	----	----	----	----
TXC 510	0510		08-09	----	----	----	----	----	----
TXC 510	0510		10	----	----	----	----	----	143467
TE 570	0570		02	----	----	----	----	----	----
TE 570	0570		04	----	----	----	----	----	----
<b>KAWASAKI</b>									
KX 60	0060		83-88	----	----	----	----	----	----
KX 60	0060		90-03	----	----	----	----	----	----
KX 65	0065		03-04	----	----	----	----	----	----
KX 65	0065		05	----	----	----	----	----	----
KX 65	0065		06-09	----	----	----	----	----	----
KX 65	0065		10	----	----	----	----	----	----
KX 65	0065		11-16	----	----	----	----	----	----
KX 80	0080		98-00	----	----	----	----	142208	143460
KX 85	0085		01-02	----	----	----	----	142208	143460
KX 85	0085		03-16	----	----	----	----	142208	143460
KX 100	0100		03-09	----	----	----	----	142208	143460
KX 100	0100		11-16	----	----	----	----	142208	143460

- accessories
- body
- handlebar & grips
- cables & levers
- exhaust
- engine
- fuel & intake
- electrical & ignition
- clutch
- drive
- bearings
- brakes
- steering & suspension
- tires
- tools & shop

## MOTION PRO FORK TOOLS CONTINUED

	MODEL	CC	FN	YEAR	DAMPING ROD TOOL	FORK CAP SOCKET	FORK CAP WRENCH	FORK COMPRESSION VALVE TOOL	FORK SEAL BULLETS	RINGER FORK SEAL DRIVER
<b>KAWASAKI CONTINUED</b>										
	KLX 110	0110		02-16	----	----	----	----	----	----
	KX 125	0125		86-87	----	----	----	----	----	----
	KX 125	0125		88-90	----	----	----	----	----	----
	KX 125	0125		91-95	<b>142259</b>	----	----	----	----	----
	KX 125	0125		96-98	<b>142259</b>	----	----	----	<b>142212</b>	<b>143466</b>
	KX 125	0125		99-01	<b>142259</b>	----	----	----	<b>142212</b>	<b>143466</b>
	KX 125	0125		02-05	<b>142259</b>	----	----	----	<b>142256</b>	<b>143467</b>
	KLX 140A	0140		08-16	----	----	----	----	----	----
	KLX 140B	0140		08-16	----	----	----	----	----	----
	KDX 200	0200		86-96	----	----	----	----	----	----
	KDX 200	0200		97-06	----	----	----	----	<b>142210</b>	<b>143464</b>
	KDX 220R	0220		97-05	----	----	----	----	<b>142210</b>	<b>143464</b>
	KDX 250	0250		91-94	----	----	----	----	----	----
	KLX 250T/KLX 250S	0250		09-14	----	----	----	----	<b>142210</b>	<b>143464</b>
	KX 250	0250		86-87	----	----	----	----	----	----
	KX 250	0250		88-90	----	----	----	----	----	----
	KX 250	0250		91-96	<b>142259</b>	----	----	----	----	----
	KX 250	0250		97	<b>142259</b>	----	----	----	----	----
	KX 250	0250		98	<b>142259</b>	----	----	----	----	----
	KX 250	0250		99	<b>142259</b>	----	----	----	----	----
	KX 250	0250		00-01	<b>142259</b>	----	----	----	<b>142212</b>	<b>143466</b>
	KX 250	0250		02	<b>142259</b>	----	----	----	<b>142256</b>	<b>143467</b>
	KX 250	0250		03-04	<b>142259</b>	----	----	----	<b>142256</b>	<b>143467</b>
	KX 250	0250		05	----	----	<b>142340</b>	----	<b>142256</b>	<b>143467</b>
	KX 250	0250		06	----	<b>144177</b>	<b>142171</b>	----	<b>142256</b>	<b>143467</b>
	KX 250	0250		07	----	<b>144177</b>	<b>142340</b>	----	<b>142256</b>	<b>143467</b>
	KX 250F	0250		04	----	----	----	----	<b>142256</b>	<b>143467</b>
	KX 250F	0250		05	----	----	----	----	<b>142256</b>	<b>143467</b>
	KX 250F	0250		06-09	----	<b>144177</b>	<b>142171</b>	----	<b>142213</b>	<b>143466</b>
	KX 250F	0250		10	----	<b>144177</b>	<b>142171</b>	----	<b>142213</b>	<b>143466</b>
	KX 250F	0250		11	----	<b>144180</b>	<b>142171</b>	----	<b>142213</b>	<b>143466</b>
	KX 250F	0250		12	----	<b>144180</b>	<b>142171</b>	----	<b>142213</b>	<b>143466</b>
	KX 250F	0250		13	----	<b>144180</b>	<b>142171</b>	----	----	<b>143467</b>
	KX 250F	0250		14	----	<b>144180</b>	<b>142171</b>	----	----	<b>143467</b>
	KX 250F	0250		15-16	----	<b>144180</b>	<b>142171</b>	----	----	<b>143467</b>
	KLX 300A/KLX 300R	0300		97-07	<b>142259</b>	----	----	----	<b>142210</b>	<b>143464</b>
	KLX 400B/KLX 400R	0400		03	----	----	----	----	----	<b>143468</b>
	KLX 450A/KLX 450R	0450		08-09	----	----	<b>142340</b>	----	<b>142256</b>	<b>143467</b>
	KLX 450AA (Australian)	0450	123	12	----	----	<b>142340</b>	----	<b>142256</b>	<b>143467</b>
	KLX 450AA (Australian)	0450	123	13	----	----	<b>142340</b>	----	<b>142256</b>	----
	KX 450F	0450		06-07	----	----	----	----	<b>142256</b>	<b>143467</b>
	KX 450F	0450		08	----	----	<b>142340</b>	----	<b>142256</b>	<b>143467</b>
	KX 450F	0450		09-12	----	<b>144151</b>	<b>142340</b>	<b>142290</b>	<b>142256</b>	<b>143467</b>
	KX 450F	0450		13-14	----	----	<b>142340</b>	----	<b>142256</b>	<b>143467</b>
	KX 450F	0450		15-16	----	----	----	----	----	<b>143468</b>
	KX 450F	0450	156	15-16	----	<b>144180</b>	----	----	----	----
	KX 500	0500		86-87	----	----	----	----	----	----
	KX 500	0500		88-90	----	----	----	----	----	----
	KX 500	0500		91-96	<b>142259</b>	----	----	----	<b>142210</b>	<b>143464</b>
	KX 500	0500		97-04	<b>142259</b>	----	----	----	<b>142212</b>	<b>143466</b>
	KL 650A/KLR 650	0650		93-07	----	----	----	----	----	----

## MOTION PRO FORK TOOLS CONTINUED

MODEL	CC	FN	YEAR	DAMPING ROD TOOL	FORK CAP SOCKET	FORK CAP WRENCH	FORK COMPRESSION VALVE TOOL	FORK SEAL BULLETS	RINGER FORK SEAL DRIVER
<b>KAWASAKI CONTINUED</b>									
KL 650E/KLR 650	0650		08-15	----	----	----	----	142209	143463
KLX 650A	0650		93	----	----	----	----	----	----
KLX 650C	0650		93-96	----	----	----	----	----	----
KLX 650D/650R	0650		96	----	----	----	----	----	----
<b>KTM</b>									
50 SXR Pro Junior	0050		98-00	----	----	----	----	----	----
65 SX	0065		02-13	----	----	----	----	----	143460
85 SX	0085		04-11	----	----	----	----	142210	143464
85 SX	0085		12	----	----	----	----	142210	143464
105 SX	0105		04	----	----	----	----	142210	143464
105 SX	0105		06-11	----	----	----	----	142210	143464
125 EXC	0125		98-99	----	----	----	----	142211	143465
125 EXC	0125		00-02	----	----	----	----	142210	143464
125 EXC	0125		03-05	----	----	----	----	142256	143467
125 SX	0125		98	----	----	----	----	142211	143465
125 SX	0125		99	----	----	----	----	----	143468
125 SX	0125		00	----	----	----	----	142210	143464
125 SX	0125		01	----	----	142224	----	142210	143464
125 SX	0125		02-06	----	----	142224	----	142256	143467
125 SX	0125		07-09	----	----	142339	142346	142256	143467
125 SX	0125		11	----	----	142339	142346	142256	143467
125 SX	0125		12	----	----	142339	142346	142256	143467
125 SX	0125		13-14	----	----	142339	142346	----	143467
125 SX	0125		15	----	----	----	144184	----	143467
144 SX	0144		07-08	----	----	142339	142346	142256	143467
150 SX	0150		09-10	----	----	142339	142346	142256	143467
150 SX	0150		11	----	----	142339	142346	142256	143467
150 SX	0150		12	----	----	142339	142346	142256	143467
150 SX	0150		13-14	----	----	142339	142346	----	143467
150 SX	0150		15	----	----	142339	144184	----	143467
150 XC	0150		10	----	----	142339	142346	142256	143467
150 XC	0150		11	----	----	142339	142346	142256	143467
150 XC	0150		12	----	----	142339	142346	142256	143467
150 XC	0150		13	----	----	142339	142346	----	143467
150 XC	0150		14	----	----	----	144184	----	143467
200 EXC	0200		98-99	----	----	----	----	142211	143465
200 EXC	0200		00-02	----	----	----	----	142210	143464
200 EXC	0200		03-05	----	----	----	----	142256	143467
200 MXC	0200		98-99	----	----	----	----	142211	143465
200 MXC	0200		00-02	----	----	----	----	142210	143464
200 MXC	0200		03-05	----	----	----	----	142256	143467
200 SX	0200		01-02	----	----	142224	----	----	----
200 SX	0200		03-04	----	----	142224	----	142256	143467
200 XC	0200		06-07	----	----	142224	----	142256	143467
200 XC	0200		08-09	----	----	142339	142346	142256	143467
200 XCW	0200		06-07	----	----	----	----	142256	143467
200 XCW	0200		08	----	----	142224	----	142256	143467
200 XCW	0200		09	----	----	142224	----	142256	143467
200 XCW	0200		10-11	----	----	142224	----	142256	143467

- accessories
- body
- handlebar & grips
- cables & levers
- exhaust
- engine
- fuel & intake
- electrical & ignition
- clutch
- drive
- bearings
- brakes
- steering & suspension
- tires
- tools & shop

## MOTION PRO FORK TOOLS CONTINUED

	MODEL	CC	FN	YEAR	DAMPING ROD TOOL	FORK CAP SOCKET	FORK CAP WRENCH	FORK COMPRESSION VALVE TOOL	FORK SEAL BULLETS	RINGER FORK SEAL DRIVER
<b>KTM CONTINUED</b>										
accessories	200 XCW	0200		12	----	----	142224	----	142256	143467
body	200 XCW	0200		13-16	----	----	142224	----	----	143467
handlebar & grips	250 EXC	0250		98-99	----	----	----	----	----	143468
cables & levers	250 EXC	0250		00-02	----	----	----	----	142210	143464
	250 EXC	0250		03-05	----	----	----	----	142256	143467
exhaust	250 EXCG	0250		02	----	----	----	----	142210	143464
	250 EXCG	0250		03-05	----	----	----	----	142256	143467
engine	250 FR (FREERIDE)	0250		14	----	----	----	----	----	143464
	250 MXC	0250		98-99	----	----	----	----	----	143468
	250 MXC	0250		00-02	----	----	----	----	142210	143464
fuel & intake	250 SX	0250		98-99	----	----	----	----	----	143468
	250 SX	0250		00	----	----	----	----	142210	143464
	250 SX	0250		01	----	----	142224	----	142210	143464
electrical & ignition	250 SX	0250		02-06	----	----	142224	----	142256	143467
	250 SX	0250		07-10	----	----	142339	142346	142256	143467
	250 SX	0250		11	----	----	142339	142346	142256	143467
clutch	250 SX	0250		12-14	----	----	142339	142346	----	143467
	250 SX	0250		15	----	----	----	144184	----	143467
drive	250 SXF	0250		05	----	----	142224	----	142256	143467
	250 SXF	0250		06	----	----	142224	----	142256	143467
	250 SXF	0250		07-10	----	----	142339	142346	142256	143467
bearings	250 SXF	0250		11	----	----	142339	142346	142256	143467
	250 SXF	0250		12	----	----	142339	142346	----	----
brakes	250 SXF	0250		13	----	----	142339	142346	----	143467
	250 SXF	0250		14	----	----	----	142346	----	143467
	250 SXF	0250		15	----	----	----	144184	----	143467
steering & suspension	250 XC 2T E-Start	0250		06-07	----	----	142224	----	142256	143467
	250 XC 2T E-Start	0250		08-10	----	----	142339	142346	142256	143467
	250 XC 2T E-Start	0250		11	----	----	142339	142346	142256	143467
tires	250 XC 2T E-Start	0250		12	----	----	142339	142346	142256	143467
	250 XC 2T E-Start	0250		13	----	----	142339	142346	----	143467
tools & shop	250 XC 2T E-Start	0250		14-15	----	----	----	144184	----	143467
	250 XCF	0250		07	----	----	142224	----	142256	143467
	250 XCF	0250		08-09	----	----	142339	142346	142256	143467
	250 XCF	0250		11-12	----	----	142339	142346	142256	143467
	250 XCF	0250		13	----	----	142339	142346	----	143467
	250 XCF	0250		14-15	----	----	----	144184	----	143467
	250 XCFW	0250		07	----	----	----	----	142256	143467
	250 XCFW	0250		08-09	----	----	142224	----	142256	143467
	250 XCFW	0250		12	----	----	142224	----	142256	143467
	250 XCFW	0250		13-15	----	----	142224	----	----	143467
	250 XCFW Champions Edition	0250		10	----	----	142224	----	142256	143467
	250 XCFW Six Days	0250		11	----	----	142224	----	142256	143467
	250 XCW	0250		06-07	----	----	----	----	142256	143467
	250 XCW	0250		08-11	----	----	142224	----	142256	143467
	250 XCW	0250		12	----	----	142224	----	----	
	250 XCW	0250		13-15	----	----	142224	----	----	143467
	300 EXC	0300		98-99	----	----	----	----	----	143468
	300 EXC	0300		00-02	----	----	----	----	142210	143464
	300 EXC	0300		03-05	----	----	----	----	142256	143467
	300 MXC	0300		98-99	----	----	----	----	----	143468

## MOTION PRO FORK TOOLS CONTINUED

MODEL	CC	FN	YEAR	DAMPING ROD TOOL	FORK CAP SOCKET	FORK CAP WRENCH	FORK COMPRESSION VALVE TOOL	FORK SEAL BULLETS	RINGER FORK SEAL DRIVER
<b>KTM CONTINUED</b>									
300 MXC	0300		00-02	----	----	----	----	142210	143464
300 MXC	0300		03-05	----	----	----	----	142256	143467
300 XC	0300		06-07	----	----	142224	----	142256	143467
300 XC	0300		08-10	----	----	142339	142346	142256	143467
300 XC	0300		11	----	----	142339	142346	142256	143467
300 XC	0300		12-13	----	----	142339	142346	----	143467
300 XC	0300		14-15	----	----	----	144184	----	143467
300 XCW	0300		06-07	----	----	----	----	142256	143467
300 XCW	0300		08-11	----	----	142224	----	142256	143467
300 XCW	0300		12	----	----	142224	----	142256	----
300 XCW	0300		13-15	----	----	142224	----	----	143467
300 XCW Six Days	0300		14-15	----	----	----	144184	----	143467
350 EXCF	0350		12	----	----	142224	----	142256	143467
350 EXCF	0350		13-15	----	----	142224	----	----	143467
350 SXF	0350		11	----	----	142339	142346	142256	143467
350 SXF	0350		12-14	----	----	142339	142346	----	143467
350 SXF	0350		15	----	----	----	144184	----	143467
350 XCF	0350		11	----	----	142339	142346	142256	143467
350 XCF	0350		12-13	----	----	142339	142346	----	143467
350 XCF	0350		14-15	----	----	----	144184	----	143467
350 XCFW	0350		12-16	----	----	142224	----	----	143467
350 XCFW Six Days	0350		15	----	----	----	144184	----	143467
380 EXC	0380		98-99	----	----	----	----	----	143468
380 EXC	0380		00-02	----	----	----	----	142210	143464
380 MXC	0380		98-99	----	----	----	----	----	143468
380 MXC	0380		00-02	----	----	----	----	142210	143464
380 SX	0380		98-99	----	----	----	----	----	143468
380 SX	0380		00	----	----	----	----	142210	143464
380 SX	0380		01	----	----	142224	----	142210	143464
380 SX	0380		02	----	----	142224	----	142256	143467
400 EXC	0400		98	----	----	----	----	----	143468
400 EXC	0400		99	----	----	----	----	142210	143464
400 EXC	0400		00	----	----	----	----	142210	----
400 EXC	0400		01-02	----	----	----	----	142210	143464
400 EXCG	0400		00	----	----	----	----	----	143464
400 EXCG	0400		04	----	----	----	----	142256	143467
400 EXCG	0400		06	----	----	----	----	142256	143467
400 MXC	0400		99-02	----	----	----	----	142210	143464
400 SX	0400		98	----	----	----	----	----	143468
400 SX	0400		00	----	----	----	----	142210	143464
400 SX	0400		01	----	----	142224	----	142210	143464
400 SX	0400		02	----	----	142224	----	142256	143467
400 SXC	0400		99-00	----	----	----	----	142210	----
400 SXC	0400		01	----	----	142224	----	142210	----
400 SXC	0400		02	----	----	142224	----	142210	----
400 XCW	0400		07	----	----	----	----	142256	143467
400 XCW	0400		09-10	----	----	142224	----	142256	143467
450 EXCG	0450		03-06	----	----	----	----	142256	143467
450 EXCR	0450		07-11	----	----	----	----	142256	143467
450 MXCG	0450		03-05	----	----	----	----	142256	143467
450 SXF	0450		03-06	----	----	142224	----	142256	143467

- accessories
- body
- handlebar & grips
- cables & levers
- exhaust
- engine
- fuel & intake
- electrical & ignition
- clutch
- drive
- bearings
- brakes
- steering & suspension
- tires
- tools & shop

## MOTION PRO FORK TOOLS CONTINUED

MODEL	CC	FN	YEAR	DAMPING ROD TOOL	FORK CAP SOCKET	FORK CAP WRENCH	FORK COMPRESSION VALVE TOOL	FORK SEAL BULLETS	RINGER FORK SEAL DRIVER
<b>KTM CONTINUED</b>									
450 SXF	0450		07-10	----	----	142339	142346	142256	143467
450 SXF	0450		11	----	----	142339	142346	142256	143467
450 SXF	0450		12-14	----	----	142339	142346	----	143467
450 SXF	0450		15	----	----	----	144184	----	143467
450 SXF FI Factory Edition	0450		12-13	----	----	142339	142346	----	143467
450 SXF FI Factory Edition	0450		14	----	----	----	144184	----	143467
450 XCF	0450		06-07	----	----	142224	----	142256	143467
450 XCF	0450		08-09	----	----	142339	142346	142256	143467
450 XCF	0450		13	----	----	142339	142346	----	143467
450 XCF	0450		14-15	----	----	----	144184	----	143467
450 XCFW Champions Edition	0450		10	----	----	142224	----	142256	143467
450 XCRW	0450		08	----	----	142224	----	142256	143467
450 XCW	0450		06-09	----	----	142224	----	142256	143467
450 XCW	0450		12-15	----	----	142224	----	----	143467
450 XCW Six Days	0450		10-11	----	----	142224	----	142256	143467
500 EXC	0500		12-14	----	----	142224	----	----	143467
500 EXC	0500		15	----	----	142224	----	----	143467
500 XCW	0500		12-15	----	----	142224	----	----	143467
505 SXF	0505		08	----	----	142339	142346	142256	143467
505 XCF	0505		08-09	----	----	142339	142346	142256	143467
520 EXC	0520		00-02	----	----	----	----	142210	143464
520 MXC	0520		00-02	----	----	----	----	142210	143464
520 SX	0520		00	----	----	----	----	142210	143464
520 SX	0520		01	----	----	142224	----	142210	143464
520 SX	0520		02	----	----	142224	----	142256	143467
525 EXC	0525		03-07	----	----	----	----	142256	143467
525 MXCG	0525		03-05	----	----	----	----	142256	143467
525 SX	0525		03-06	----	----	142224	----	142256	143467
525 XC	0525		07	----	----	142224	----	142256	143467
525 XCG	0525		06	----	----	----	----	142256	143467
525 XCW	0525		07	----	----	----	----	142256	143467
530 EXC	0530		09-10	----	----	142224	----	142256	143467
530 EXC	0530		11	----	----	----	----	142256	143467
530 EXC Champions Edition	0530		10	----	----	----	----	142256	143467
530 EXC Champions Edition	0530		11	----	----	142224	----	----	----
530 EXCR	0530		08	----	----	----	----	142256	143467
530 XCRW	0530		08	----	----	142224	----	142256	143467
530 XCW	0530		09	----	----	142224	----	142256	143467
530 XCW Six Days	0530		10-11	----	----	142224	----	142256	143467
560 SMR	0560		06-07	----	----	142224	----	142256	143467
640 LC4 Adventure	0640		03-04	----	----	----	----	----	----
640 LC4 Adventure	0640		05-07	----	----	----	----	----	143467
640 LC4E	0640		04-07	----	----	----	----	----	----
660 RFR (Factory Replica)	0660		07	----	----	----	----	----	----
690 Enduro	0690		08-12	----	----	----	----	----	143467
690 Enduro	0690		13-14	----	----	----	----	----	----
690 RFR (Factory Replica)	0690		07-09	----	----	142339	142346	----	----
950 Adventure	0950		03	----	----	----	----	----	----
950 Adventure	0950		04-06	----	----	142224	----	----	----
950 Super EnduroR	0950		07-09	----	----	----	----	----	----

## MOTION PRO FORK TOOLS CONTINUED

MODEL	CC	FN	YEAR	DAMPING ROD TOOL	FORK CAP SOCKET	FORK CAP WRENCH	FORK COMPRESSION VALVE TOOL	FORK SEAL BULLETS	RINGER FORK SEAL DRIVER
<b>KTM CONTINUED</b>									
990 Adventure	0990		07-09	----	----	142224	----	----	143467
990 Adventure	0990		10-11	----	----	----	----	----	----
990 Adventure Baja	0990		13	----	----	----	----	----	----
990 Adventure R	0990		09	----	----	----	----	----	----
990 Adventure R	0990		10-12	----	----	142224	----	----	143467
<b>SUZUKI</b>									
RM 65	0065		03	----	----	----	----	----	----
RM 80	0080		89-01	----	----	----	----	----	----
RM 85	0085		02-10	----	----	----	----	----	143461
RM 85	0085		12	----	----	----	----	----	143461
RM 85	0085		15	----	----	----	----	----	143461
RM 85L	0085		03	----	----	----	----	----	----
RM 85L	0085		06	----	----	----	----	----	143461
RM 100	0100		03	----	----	----	----	142208	143460
RM 125	0125		96-97	----	----	----	----	----	143468
RM 125	0125		98-99	----	----	142171	----	----	143468
RM 125	0125		00	----	----	142171	----	----	143468
RM 125	0125	121	00-08	----	----	----	----	----	----
RM 125	0125		01-02	----	----	142171	----	142213	143466
RM 125	0125		03-07	----	----	142171	----	142213	143466
RM 125	0125		08	----	----	----	----	142213	143466
RM 125	0125	075	08	----	----	142171	----	142213	143466
DRZ 250	0250		01-07	----	----	----	----	----	143464
RM 250	0250		96-97	----	----	----	----	----	143468
RM 250	0250		98-99	----	----	142171	----	----	143468
RM 250	0250		00	----	----	142171	----	----	143468
RM 250	0250	121	00-08	----	----	----	----	----	----
RM 250	0250		01-03	----	----	142171	----	142212	143466
RM 250	0250		04-05	----	----	142171	----	142213	143466
RM 250	0250		06	----	----	142171	----	142213	143466
RM 250	0250		07-08	----	----	142171	----	142213	143466
RMZ 250	0250		04	----	----	----	----	142256	143467
RMZ 250	0250		05	----	----	----	----	142256	143467
RMZ 250	0250		06	----	----	----	----	142256	143467
RMZ 250	0250		07-10	----	144177	142171	----	142213	143466
RMZ 250	0250	121	07-16	----	----	----	----	----	----
RMZ 250	0250		11-12	----	----	142171	----	142213	143466
RMZ 250	0250		13-15	----	144180	142171	----	----	143467
RMZ 250	0250		16	----	----	----	----	----	----
DRZ 400E	0400		00-07	142259	----	----	----	----	143468
DRZ 400K	0400		01	142259	----	----	----	----	143468
DRZ 400K	0400		02	----	----	----	----	----	143468
DRZ 400K	0400		03	142259	----	----	----	----	143468
DRZ 400K	0400		04	----	----	----	----	----	143468
DRZ 400S	0400		00-01	----	----	----	----	----	143468
DRZ 400S	0400		02-09	142259	----	----	----	----	143468
DRZ 400S	0400		11	142259	----	----	----	----	143468
DRZ 400S	0400		12-15	----	----	----	----	----	143468
DRZ 400Y	0400		00	----	----	----	----	----	143468
RMX 450 Enduro X-Country	0450		10-11	----	144177	142171	----	142213	143466

- accessories
- body
- handlebar & grips
- cables & levers
- exhaust
- engine
- fuel & intake
- electrical & ignition
- clutch
- drive
- bearings
- brakes
- steering & suspension
- tires
- tools & shop

## MOTION PRO FORK TOOLS CONTINUED

MODEL	CC	FN	YEAR	DAMPING ROD TOOL	FORK CAP SOCKET	FORK CAP WRENCH	FORK COMPRESSION VALVE TOOL	FORK SEAL BULLETS	RINGER FORK SEAL DRIVER
<b>SUZUKI CONTINUED</b>									
RMZ 450	0450		05-06	----	144177	142171	----	142213	143466
RMZ 450	0450	121	05-12	----	----	----	----	----	----
RMZ 450	0450		07-12	----	144177	142171	----	142213	143466
RMZ 450	0450		13-14	----	144180	142171	----	----	143467
RMZ 450	0450		15-16	----	----	----	----	----	143468
RMZ 450	0450	156	15-16	----	144180	----	----	----	----
DL 650 V-Strom	0650		04-09	----	----	----	----	----	143464
DL 1000 V-Strom	1000		02-09	142259	----	----	----	----	143464
<b>YAMAHA</b>									
YZ 80	0080		93-01	----	----	----	----	142208	143460
YZ 85	0085		02-15	----	----	----	----	142208	143460
TTR 125L (Front Disc Brake)	0125		00-09	----	----	----	----	----	----
TTR 125L (Front Disc Brake)	0125		11-15	----	----	----	----	----	----
YZ 125	0125		91-94	142259	----	----	----	----	----
YZ 125	0125		95-97	142259	----	----	----	----	----
YZ 125	0125		98	142259	----	----	----	142212	143466
YZ 125	0125		99-01	142259	----	----	----	142212	143466
YZ 125	0125	121	99-15	----	----	----	----	----	----
YZ 125	0125		02-03	142259	----	----	----	142212	143466
YZ 125	0125		04	142259	----	----	----	142256	143467
YZ 125	0125		05	----	144151	142340	142290	142256	143467
YZ 125	0125		06-08	----	144151	142340	142290	142256	143467
YZ 125	0125		09-15	----	144151	142340	142290	142256	143467
WR 200	0200		92	----	----	----	----	142209	143463
WR 200	0200		93	----	----	----	----	----	143463
XT 225	0225		01-07	----	----	----	----	142208	143460
TTR 230	0230		05-09	----	----	----	----	142208	143460
TTR 230	0230		11-15	----	----	----	----	142208	143460
TTR 250	0250		99-06	----	----	----	----	142210	143464
TTR 250	0250		07	----	----	----	----	----	143464
WR 250	0250		89-90	----	----	----	----	----	143463
WR 250F	0250		01-04	----	----	----	----	142212	143466
WR 250F	0250	121	01-09	----	----	----	----	----	----
WR 250F	0250		05	----	----	----	----	142256	143467
WR 250F	0250		06-08	----	----	----	----	142256	143467
WR 250F	0250		09	----	----	----	----	----	143467
WR 250F	0250		11-13	----	----	----	----	----	143467
WR 250F	0250	121	11-13	----	----	----	----	----	----
WR 250R Dual Sport	0250		08-15	----	----	----	----	142212	143466
WR 250R Dual Sport	0250	121	08-15	----	----	----	----	----	----
YZ 250	0250		91-97	142259	----	----	----	----	----
YZ 250	0250		98	142259	----	----	----	----	----
YZ 250	0250		99	142259	----	----	----	----	----
YZ 250	0250		00-03	142259	----	----	----	142212	143466
YZ 250	0250		04	142259	----	----	----	142256	143467
YZ 250	0250		05	----	144151	142340	142290	142256	143467
YZ 250	0250		06-15	----	144151	142340	142290	142256	143467
YZ 250F	0250		01	----	----	----	----	142212	143466
YZ 250F	0250	121	01-08	----	----	----	----	----	----



## MOTION PRO FORK TOOLS CONTINUED

MODEL	CC	FN	YEAR	DAMPING ROD TOOL	FORK CAP SOCKET	FORK CAP WRENCH	FORK COMPRESSION VALVE TOOL	FORK SEAL BULLETS	RINGER FORK SEAL DRIVER
<b>YAMAHA CONTINUED</b>									
YZ 250F	0250		02-03	----	----	----	----	142212	143466
YZ 250F	0250		04	----	----	----	----	142256	143467
YZ 250F	0250		05	----	----	142340	----	142256	143467
YZ 250F	0250		06-08	----	144151	142340	142290	142256	143467
YZ 250F	0250		09-13	----	144151	142340	142290	142256	143467
YZ 250F	0250		14	----	144151	142340	142290	----	143467
YZ 250F	0250		15-16	----	144151	142340	142290	----	143467
YZ 250FX X-Country	0250		15	----	144151	142340	142290	----	143467
WR 400F	0400		98-99	----	----	----	----	142212	143466
WR 400F	0400	121	98-99	----	----	----	----	----	----
WR 400F	0400		00	----	----	----	----	142212	143466
YZ 400F	0400		98-99	----	----	----	----	142212	143466
YZ 400F	0400	121	99	----	----	----	----	----	----
WR 426F	0426	121	00-02	----	----	----	----	----	----
WR 426F	0426		01-02	----	----	----	----	142212	143466
YZ 426F	0426		00-02	----	----	----	----	142212	143466
YZ 426F	0426	121	00-02	----	----	----	----	----	----
WR 450F	0450		03-04	----	----	----	----	142212	143466
WR 450F	0450	121	03-09	----	----	----	----	----	----
WR 450F	0450		05	----	----	----	----	142256	143467
WR 450F	0450		06-08	----	----	----	----	142256	143467
WR 450F	0450		09	----	----	----	----	----	143467
WR 450F	0450		11-15	----	----	----	----	----	143467
WR 450F	0450	121	11-15	----	----	----	----	----	----
YZ 450F	0450		03	----	----	----	----	142212	143466
YZ 450F	0450	121	03-08	----	----	----	----	----	----
YZ 450F	0450		04	----	----	----	----	142256	143467
YZ 450F	0450		05	----	----	142340	----	142256	143467
YZ 450F	0450		06-08	----	144151	142340	142290	142256	143467
YZ 450F	0450		09-10	----	144151	142340	142290	142256	143467
YZ 450F	0450		11-14	----	144151	142340	142290	----	143467
YZ 450F	0450		15-16	----	144151	142340	142290	----	143467
XTZ 1200 Super Tenere	1200		12					142210	143464

- accessories
- body
- handlebar & grips
- cables & levers
- exhaust
- engine
- fuel & intake
- electrical & ignition
- clutch
- drive
- bearings
- brakes
- steering & suspension
- tires
- tools & shop

### FOOTNOTES (FN)

- 075:** Non-USA Model
- 123:** Australian Model
- 136:** For right side fork only when working with Showa Separate Function Fork (SFF).
- 137:** For left side fork only when working with Showa Separate Function Fork (SFF).

### FORK TOOLS PRICING

142259	42.99	E
144177	41.99	E
144151	41.99	E
144180	41.99	E
142171	21.99	E
142340	19.99	E

142339	19.99	E
142224	22.60	E
142290	14.99	E
144184	23.99	E
142346	17.99	E
142210	4.99	E

142212	4.99	E
142213	4.99	E
142208	4.99	E
142209	4.99	E
142256	4.99	E
142211	4.99	E

143461	44.99	E
143466	44.99	E
143460	44.99	E
143464	44.99	E
143467	44.99	E
143468	44.99	E

143463	44.99	E
143465	44.99	E

- accessories
- body
- handlebar & grips
- cables & levers
- exhaust
- engine
- fuel & intake
- electrical & ignition
- clutch
- drive
- bearings
- brakes
- steering & suspension
- tires
- tools & shop



## MOTION PRO TIRE LEVER SPOONS

- Perfectly contoured tire spoon on one end
- Hex box wrench for 22 mm axle nuts on other end
- Lightweight forged 7075 T-6 aluminum
- Hard anodized finish
- Under 10 inches in length and weigh only 3.5 oz.
- Hex end is rated for a maximum torque of 90 ft-lb

## PRICING

678284	19.99	D
144161	39.99	D
144159	39.99	D
144160	39.99	D
144158	39.99	D
678286	19.99	D
678287	19.99	D
678288	19.99	D
678289	19.99	D

MODEL	CC	FN	YEAR	T6 TIRE LEVER 12-13MM	T6 TIRE LEVER FRONT	T6 TIRE LEVER F&R	T6 TIRE LEVER REAR	T6 TIRE LEVER SET FRONT	T6 TIRE LEVER SET F&R	T6 TIRE LEVER SET REAR
<b>HONDA</b>										
CR125R	0125		97	----	678286	----	678289	144158	----	144161
CR125R	0125		98-07	678284	678286	----	678289	144158	----	144161
CRF125F	0125		14	678284	----	----	----	----	----	----
CRF125FB	0125		14	678284	----	----	----	----	----	----
CRF150F	0150		03-09	678284	----	----	----	----	----	----
CRF150F	0150		12-15	678284	----	----	----	----	----	----
CRF150R	0150		07-09	678284	678286	----	----	144158	----	----
CRF150R	0150		12	678284	678286	----	678287	144158	----	----
CRF150R	0150		13	678284	678286	----	678287	144158	----	144159
CRF150R	0150		14	----	678286	----	678287	144158	----	144159
CRF150R	0150		15	678284	678286	----	678287	144158	----	144159
CRF150RB	0150		07-09	678284	----	----	678287	----	----	144159
CRF150RB	0150		12	678284	678286	----	678287	----	----	144159
CRF150RB	0150		13-15	678284	678286	----	678287	144158	----	144159
CRF230F	0230		03-09	678284	----	----	----	----	----	----
CRF230F	0230		12-16	678284	----	----	----	----	----	----
CR250R	0250		97	----	678287	----	678288	144159	----	144160
CR250R	0250		98-99	678284	678287	----	678288	144159	----	144160
CR250R	0250		00-07	678284	678286	----	678289	144158	----	144161
CRF250R	0250		04-06	678284	678286	----	678289	144158	----	144161
CRF250R	0250		07	678284	678286	----	678289	144158	----	----
CRF250R	0250		08-09	678284	678286	----	678289	144158	----	144161
CRF250R	0250		10	678284	678286	----	----	144158	----	----
CRF250R	0250		11-16	678284	----	----	----	----	----	----
CRF250X	0250		04-09	678284	678286	----	678289	144158	----	144161
CRF250X	0250		12-13	678284	678286	----	678289	144158	----	144161
XR250R	0250		98-04	678284	----	----	678287	----	----	144159
XR400R	0400		96-97	----	----	----	678287	----	----	144159
XR400R	0400		98-04	678284	----	----	678287	----	----	144159
CRF450R	0450		02-09	678284	678286	----	678289	144158	----	144161
CRF450R	0450		10-16	678284	----	----	----	144158	----	144161
CRF450R	0450	157	10-16	----	----	678289	----	----	----	----
CRF450X	0450		05-09	678284	678286	----	678289	144158	----	144161
CRF450X	0450		12-14	678284	678286	----	678289	144158	----	144161
CR500R	0500		96-97	----	678286	----	678288	144158	----	144160
CR500R	0500		98-01	678284	678286	----	678288	144158	----	144160
XR600R	0600		88-97	----	----	----	678287	----	----	144159
XR600R	0600		98-00	678284	----	----	678287	----	----	144159

## MOTION PRO TIRE LEVER SPOONS CONTINUED

MODEL	CC	FN	YEAR	T6 TIRE LEVER 12-13MM	T6 TIRE LEVER FRONT	T6 TIRE LEVER F&R	T6 TIRE LEVER REAR	T6 TIRE LEVER SET FRONT	T6 TIRE LEVER SET F&R	T6 TIRE LEVER SET REAR
<b>HONDA CONTINUED</b>										
XR650L	0650		97-09	----	----	----	678287	----	----	144159
XR650L	0650		12-15	----	----	----	678287	----	----	144159
XR650R	0650		00-07	678284	----	----	678288	----	----	144160
<b>KAWASAKI</b>										
KX 125	0125		96-99	----	678286	----	678288	144158	----	144160
KX 125	0125		00-01	678284	678286	----	678288	144158	----	144160
KX 125	0125		02-05	678284	678286	----	678289	144158	----	144161
KDX 200	0200		97-06	----	----	----	678288	----	----	144160
KDX 220R	0220		97-04	----	----	----	678288	----	----	144160
KL 250D/KLR 250	0250		93-05	----	----	----	678287	----	----	144159
KX 250	0250		00-02	678284	678286	----	678288	144158	----	144160
KX 250	0250		03-07	678284	678286	----	678289	144158	----	144161
KX 250F	0250		04-16	678284	678286	----	678289	144158	----	144161
KLX 400B	0400		03	----	----	678287	----	----	144159	----
KLX 450A	0450		08-09	----	678286	----	678289	144158	----	144161
KLX 450AA (Australian)	0450		12-13	----	----	----	----	144158	----	144161
KLX 450AA (Australian)	0450	123	12-13	----	678286	----	678289	----	----	----
KX 450F	0450		06-12	678284	678286	----	678289	144158	----	144161
KX 450F	0450		13-16	678284	678286	----	678289	----	----	144161
KX 500	0500		97-04	----	678286	----	678288	144158	----	144160
KL 650A	0650		96-07	----	----	----	678287	----	----	144159
<b>KTM</b>										
85 SX	0085		08-10	678284	----	678288	----	144160	----	----
85 SX	0085		11-12	----	----	678288	----	144160	----	----
85 XC	0085		08	678284	----	678288	----	144160	----	----
85 XC	0085		09	----	----	678288	----	144160	----	----
105 SX	0105		08-11	678284	----	678288	----	144160	----	----
105 XC	0105		08-09	678284	----	678288	----	144160	----	----
125 EXC	0125		98-99	----	----	678288	----	144160	----	----
125 EXC	0125		00-02	678284	----	678288	----	144160	----	----
125 SX	0125		98-99	----	----	678288	----	144160	----	----
125 SX	0125		00-09	678284	----	678288	----	144160	----	----
125 SX	0125		11	678284	----	678288	----	144160	----	----
125 SX	0125		12	----	----	678288	----	144160	----	----
125 SX	0125		13-15	----	----	----	678289	----	----	144161
144 SX	0144		07-08	678284	----	678288	----	144160	----	----
150 SX	0150		09-11	678284	----	678288	----	144160	----	----
150 SX	0150		12	----	----	678288	----	144160	----	----
150 SX	0150		13-15	----	----	----	678289	----	----	144161
150 XC	0150		10-11	678284	----	678288	----	144160	----	----
150 XC	0150		12	----	----	678288	----	144160	----	----
150 XC	0150		13-14	----	----	----	678289	----	----	144161
200 EXC	0200		98-99	----	----	678288	----	144160	----	----
200 EXC	0200		00-05	678284	----	678288	----	144160	----	----
200 MXC	0200		98-99	----	----	678288	----	144160	----	----
200 MXC	0200		00-05	678284	----	678288	----	144160	----	----
200 SX	0200		03-04	678284	----	678288	----	144160	----	----
200 XC	0200		06-09	678284	----	678288	----	144160	----	----
200 XCW	0200		06-11	678284	----	678288	----	144160	----	----
200 XCW	0200		12-16	----	----	678288	----	144160	----	----

- accessories
- body
- handlebar & grips
- cables & levers
- exhaust
- engine
- fuel & intake
- electrical & ignition
- clutch
- drive
- bearings
- brakes
- steering & suspension
- tires
- tools & shop

## MOTION PRO TIRE LEVER SPOONS CONTINUED

MODEL	CC	FN	YEAR	T6 TIRE LEVER 12-13MM	T6 TIRE LEVER FRONT	T6 TIRE LEVER F&R	T6 TIRE LEVER REAR	T6 TIRE LEVER SET FRONT	T6 TIRE LEVER SET F&R	T6 TIRE LEVER SET REAR
<b>KTM CONTINUED</b>										
250 EXC	0250		98-99	----	----	678288	----	144160	----	----
250 EXC	0250		00-05	678284	----	678288	----	144160	----	----
250 EXCG	0250		03-05	678284	----	678288	----	144160	----	----
250 FR FREERIDE	0250		14	----	----	----	678288	----	----	----
250 MXC	0250		98-99	----	----	678288	----	144160	----	----
250 MXC	0250		00-02	678284	----	678288	----	144160	----	----
250 SX	0250		98-99	----	----	678288	----	144160	----	----
250 SX	0250		00-11	678284	----	678288	----	144160	----	----
250 SX	0250		12	----	----	678288	----	144160	----	----
250 SX	0250		13-15	----	----	----	678289	----	----	144161
250 SXF	0250		05-11	678284	----	678288	----	144160	----	----
250 SXF	0250		13-15	----	----	----	678289	----	----	144161
250 XC 2T E-Start	0250		06-11	678284	----	678288	----	144160	----	----
250 XC 2T E-Start	0250		12-13	----	----	678288	----	144160	----	----
250 XC 2T E-Start	0250		14	----	678288	----	678289	----	----	144161
250 XC 2T E-Start	0250		15	----	----	----	678289	----	----	144161
250 XCF	0250		08-09	----	----	678288	----	144160	----	----
250 XCF	0250		11-12	----	----	678288	----	144160	----	----
250 XCF	0250		13	----	----	----	678289	----	----	144161
250 XCF	0250		14-15	----	----	----	678289	----	----	----
250 XCFW	0250		08-09	----	----	678288	----	144160	----	----
250 XCFW	0250		12-15	----	----	678288	----	144160	----	----
250 XCFW Champions Edition	0250		10	678284	----	678288	----	144160	----	----
250 XCFWSD	0250		11	678284	----	678288	----	144160	----	----
250 XCW	0250		06-11	678284	----	678288	----	144160	----	----
250 XCW	0250		12-15	----	----	678288	----	144160	----	----
300 EXC	0300		98-99	----	----	678288	----	144160	----	----
300 EXC	0300		00-01	678284	----	678288	----	144160	----	----
300 EXC	0300		02	678284	----	678288	----	----	----	----
300 EXC	0300		03-05	678284	----	678288	----	144160	----	----
300 MXC	0300		98-99	----	----	678288	----	144160	----	----
300 MXC	0300		00-05	678284	----	678288	----	144160	----	----
300 XC	0300		06-11	678284	----	678288	----	144160	----	----
300 XC	0300		12-13	----	----	678288	----	144160	----	----
300 XC	0300		14	----	678288	----	678289	----	----	144161
300 XC	0300		15	----	----	----	678289	----	----	144161
300 XCW	0300		06-11	678284	----	678288	----	144160	----	----
300 XCW	0300		12-15	----	----	678288	----	144160	----	----
300 XCW Six Days	0300		14-15	----	----	678288	----	144160	----	----
350 EXCF	0350		12-15	----	----	678288	----	144160	----	----
350 SXF	0350		11	678284	----	678288	----	144160	----	----
350 SXF	0350		12	----	----	678288	----	144160	----	----
350 SXF	0350		13-15	----	----	----	678289	----	----	144161
350 XCF	0350		11	678284	----	678288	----	144160	----	----
350 XCF	0350		12	----	----	678288	----	144160	----	----
350 XCF	0350		13-15	----	----	----	678289	----	----	144161
350 XCFW	0350		12-16	----	----	678288	----	144160	----	----
350 XCFW Six Days	0350		15	----	----	678288	----	144160	----	----
380 EXC	0380		98-99	----	----	678288	----	144160	----	----
380 EXC	0380		00-01	678284	----	678288	----	144160	----	----

## MOTION PRO TIRE LEVER SPOONS CONTINUED

MODEL	CC	FN	YEAR	T6 TIRE LEVER 12-13MM	T6 TIRE LEVER FRONT	T6 TIRE LEVER F&R	T6 TIRE LEVER REAR	T6 TIRE LEVER SET FRONT	T6 TIRE LEVER SET F&R	T6 TIRE LEVER SET REAR
<b>KTM CONTINUED</b>										
380 MXC	0380		98-99	----	----	678288	----	144160	----	----
380 MXC	0380		00-01	678284	----	678288	----	144160	----	----
380 SX	0380		98-99	----	----	678288	----	144160	----	----
380 SX	0380		00-01	678284	----	678288	----	144160	----	----
400 EXC	0400		98-99	----	----	678288	----	144160	----	----
400 EXC	0400		00-02	678284	----	678288	----	144160	----	----
400 EXCG	0400		04-06	678284	----	678288	----	144160	----	----
400 MXC	0400		01-02	678284	----	678288	----	144160	----	----
400 SX	0400		98	----	----	678288	----	144160	----	----
400 SX	0400		00-02	678284	----	678288	----	144160	----	----
400 XCW	0400		07	678284	----	678288	----	144160	----	----
400 XCW	0400		09-10	678284	----	678288	----	144160	----	----
450 EXCG	0450		03-05	678284	----	678288	----	144160	----	----
450 EXCR	0450		08-09	----	----	678288	----	144160	----	----
450 EXCR	0450		10-11	678284	----	678288	----	144160	----	----
450 MXCG	0450		03-05	678284	----	678288	----	144160	----	----
450 SXF	0450		03-11	678284	----	678288	----	144160	----	----
450 SXF	0450		12	----	----	678288	----	144160	----	----
450 SXF	0450		13-15	----	----	----	678289	----	----	144161
450 SXFFE	0450		12-14	----	----	----	678289	----	----	144161
450 XCF	0450		06-09	678284	----	678288	----	144160	----	----
450 XCF	0450		13-15	----	----	----	678289	----	----	144161
450 XCFW Champions Edition	0450		10	678284	----	678288	----	144160	----	----
450 XCRW	0450		08	678284	----	678288	----	144160	----	----
450 XCW	0450		07	678284	----	678288	----	144160	----	----
450 XCW	0450		09	----	----	678288	----	144160	----	----
450 XCW	0450		12-15	----	----	678288	----	144160	----	----
450 XCW Six Days	0450		10-11	678284	----	678288	----	144160	----	----
500 EXC	0500		12-15	----	----	678288	----	144160	----	----
500 XCW	0500		12-15	----	----	678288	----	144160	----	----
505 SXF	0505		08	678284	----	678288	----	144160	----	----
505 XCF	0505		08-09	678284	----	678288	----	144160	----	----
520 EXC	0520		00-02	678284	----	678288	----	144160	----	----
520 MXC	0520		00-02	678284	----	678288	----	144160	----	----
520 SX	0520		00-02	678284	----	678288	----	144160	----	----
525 EXC	0525		03-05	678284	----	678288	----	144160	----	----
525 MXCG	0525		03-05	678284	----	678288	----	144160	----	----
525 SX	0525		03-06	678284	----	678288	----	144160	----	----
525 XC	0525		07	678284	----	678288	----	144160	----	----
525 XCG	0525		06	678284	----	678288	----	144160	----	----
525 XCW	0525		07	678284	----	678288	----	144160	----	----
530 EXC	0530		10	----	----	678288	----	144160	----	----
530 EXC	0530		11	678284	----	678288	----	144160	----	----
530 EXCR	0530		08	678284	----	678288	----	144160	----	----
530 XCRW	0530		08	678284	----	678288	----	144160	----	----
530 XCW	0530		09	----	----	678288	----	144160	----	----
530 XCW Six Days	0530		10	----	----	678288	----	144160	----	----
530 XCW Six Days	0530		11	678284	----	678288	----	144160	----	----

- accessories
- body
- handlebar & grips
- cables & levers
- exhaust
- engine
- fuel & intake
- electrical & ignition
- clutch
- drive
- bearings
- brakes
- steering & suspension
- tires
- tools & shop

## MOTION PRO TIRE LEVER SPOONS CONTINUED

MODEL	CC	FN	YEAR	T6 TIRE LEVER 12-13MM	T6 TIRE LEVER FRONT	T6 TIRE LEVER F&R	T6 TIRE LEVER REAR	T6 TIRE LEVER SET FRONT	T6 TIRE LEVER SET F&R	T6 TIRE LEVER SET REAR
<b>SUZUKI</b>										
RM 125	0125		00-02	678284	678286	----	678287	144158	----	144159
RM 125	0125		03-07	678284	----	----	678287	----	----	144159
RM 125	0125		08	----	----	----	----	----	----	144159
RM 125	0125	075	08	----	----	----	678287	----	----	----
RM 250	0250		00-03	678284	678286	----	678287	144158	----	144159
RM 250	0250		04-08	678284	----	----	678287	----	----	144159
RMZ 250	0250		04-10	678284	678286	----	678289	144158	----	144161
RMZ 250	0250		11-16	678284	----	----	----	----	----	----
DRZ 400E	0400		01-03	----	----	678287	----	----	144159	----
DRZ 400E	0400		05-07	----	----	678287	----	----	144159	----
DRZ 400K	0400		01-04	----	----	678287	----	----	144159	----
DRZ 400S	0400		00-08	----	----	678287	----	----	144159	----
DRZ 400Y	0400		00	----	----	678287	----	----	144159	----
RMX 450 Enduro X-Country	0450		10-11	678284	----	----	678289	----	----	144161
RMZ 450	0450		05-16	678284	----	----	678289	----	----	144161
<b>YAMAHA</b>										
YZ 125	0125		98	678284	----	----	----	----	----	----
YZ 125	0125		99-08	678284	----	----	678288	----	----	144160
YZ 125	0125		09-13	678284	----	----	----	----	----	----
YZ 125	0125		14-15	678284	----	----	----	----	----	144160
XT 225	0225		01-07	----	----	----	678286	----	----	144158
TTR 230	0230		05-06	----	----	----	678286	----	----	144158
TTR 230	0230		07	----	----	----	----	----	----	144158
TTR 230	0230		08-09	----	----	----	678286	----	----	144158
TTR 230	0230		11-15	----	----	----	678286	----	----	144158
WR 250	0250		98	678284	----	----	----	----	----	----
WR 250F	0250		01-08	678284	678286	----	678288	144158	----	144160
WR 250F	0250		09	678284	----	----	----	----	----	----
WR 250F	0250		11-13	678284	----	----	----	----	----	----
WR 250R Dual Sport	0250		08-15	----	678286	----	678288	144158	----	144160
YZ 250	0250		98-99	678284	----	----	----	----	----	----
YZ 250	0250		00-15	678284	----	----	678288	----	----	144160
YZ 250F	0250		01-03	678284	----	----	----	----	----	----
YZ 250F	0250		04-05	678284	678286	----	678288	----	----	144160
YZ 250F	0250		06-09	678284	----	----	678288	----	----	144160
YZ 250F	0250		10-16	678284	----	----	----	----	----	----
YZ 250FX X-Country	0250		15	678284	----	----	----	----	----	----
WR 400F	0400		98-00	678284	678286	----	678288	144158	----	144160
YZ 400F	0400		98-99	678284	----	----	678288	----	----	144160
WR 426F	0426		00	678284	----	----	----	----	----	----
WR 426F	0426		01-02	678284	678286	----	678288	144158	----	144160
YZ 426F	0426		00	678284	----	----	----	----	----	----
YZ 426F	0426		01-02	678284	----	----	678288	----	----	144160
WR 450F	0450		03-08	678284	678286	----	678288	144158	----	144160
WR 450F	0450		09	678284	----	----	----	----	----	----
WR 450F	0450		11-15	678284	----	----	----	----	----	----
YZ 450F	0450		03-09	678284	----	----	678288	----	----	144160
YZ 450F	0450		10-16	678284	----	----	----	----	----	----

## MOTION PRO SUSPENSION TOOLS



### HEIM JOINT TOOL FOR KTM

- Aligns heim joint for easy installation
- Built in stop correctly centers heim joint in swing arm
- Aligns and installs heim joint seals
- Anodized aluminum construction reduces the possibility of damaging your swing arm
- Handle includes retention o-ring to hold heim joint adapters and heim joint bearing in place
- Ergonomic handle for a comfortable fit
- Made from billet 6061-T6.



### HEX AXLE TOOL

- Fits internal axle hex on many late model sportbikes and some dirt bikes
- Four metric hex sizes: 17, 19, 22 and 24mm
- 3/8 in. square drive on both ends
- Heavy duty chromoly steel construction for shop use



### DELUXE SUSPENSION BEARING SERVICE TOOL

- Designed for quick and easy removal and precise installation of suspension linkage and swing arm pivot bearings
- Designed for use on 20 & 22 mm id bearings
- Fits most off-road motorcycles & ATVs
- Includes blind bearing collet for removal of 20 mm blind bearings (other sizes available)
- Anodized aluminum mandrels reduce the possibility of damaging bearing surfaces
- Laser etched markings for easy size identification
- Eliminates the need for a shop press
- Protective blow-molded case for easy storage
- A must have time saving tool for professional technicians, serious racers and home mechanics



### T-STEM SPANNER

- This thin profile combination wrench has an open end wrench on one end for loosening the T-Stem nut on late-model motocross bikes and some sportbike applications without removing the handlebars
- The other side of the wrench has a spanner wrench that fits the slotted spanner nut used to set steering stem bearing adjustment
- The thin profile of the wrench allows it to be used without removing the triple clamps



### PRICING

678355	24.99	E
142344	54.99	E
678397	19.99	E
142228	155.99	E
142167	43.99	E
142170	43.99	E
142224	22.60	E
142163	18.40	E
142202	12.88	E
144152	14.37	E

### WHEEL BEARING RETAINER TOOL

- Versatile design features a 22mm hex and 3/8 in. square drive.
- Precision design prevents damage to the retainer ring after peened stakes have been removed by drilling
- The tool is slotted to allow removal and replacement of caps with the 144293 Micro Bleeders



MODEL	CC	FN.	YEAR	HEX AXLE TOOL ALUMINUM	HEX AXLE TOOL STEEL	DELUXE SUSPENSION BEARING TOOL	T-STEM SPANNER WRENCH	WHEEL BEARING RETAINER TOOL
<b>HONDA</b>								
CR80R	0080		96-02	----	----	----	----	----
CRF80F	0080		04-09	----	----	----	----	----
CRF80F	0080		11-13	----	----	----	----	----
XR80R	0080		99-03	----	----	----	----	----
CR85R	0085		03-07	----	----	----	----	----
CR85RB	0085		03-07	----	----	----	----	----
CRF100F	0100		04-09	----	----	----	----	----
CRF100F	0100		11-13	----	----	----	----	----
XR100R	0100		01-03	----	----	----	----	----
CR125R	0125		87	----	----	----	----	----
CR125R	0125		91-96	----	----	----	----	----
CR125R	0125		97-01	----	----	----	142167	----
CR125R	0125		02-03	----	----	----	142167	----
CR125R	0125		04	678355	678397	----	142167	----
CR125R	0125		05-06	678355	678397	----	142167	----
CR125R	0125		07	678355	678397	----	142167	----

- accessories
- body
- handlebar & grips
- cables & levers
- exhaust
- engine
- fuel & intake
- electrical & ignition
- clutch
- drive
- bearings
- brakes
- steering & suspension
- tires

tools & shop

## MOTION PRO SUSPENSION TOOLS CONTINUED

	MODEL	CC	FN.	YEAR	HEX AXLE TOOL ALUMINUM	HEX AXLE TOOL STEEL	DELUXE SUSPENSION BEARING TOOL	T-STEM SPANNER WRENCH	WHEEL BEARING RETAINER TOOL
<b>HONDA CONTINUED</b>									
	CRF150F	0150		03-09	----	----	----	----	----
	CRF150F	0150		12-15	----	----	----	----	----
	CRF150R	0150		07-09	----	----	142228	----	----
	CRF150R	0150		12-15	----	----	142228	----	----
	CRF150RB	0150		07-09	----	----	142228	----	----
	CRF150RB	0150		12-15	----	----	142228	----	----
	CRF230F	0230		03-09	----	----	----	----	----
	CRF230F	0230		12-16	----	----	----	----	----
	CR250R	0250		78-83	----	----	----	----	142224
	CR250R	0250		85-87	----	----	----	----	----
	CR250R	0250		91-96	----	----	----	----	----
	CR250R	0250		97	----	----	----	142167	----
	CR250R	0250		98-99	----	----	----	142167	----
	CR250R	0250		00-03	----	----	----	142167	----
	CR250R	0250		04-07	678355	678397	----	142167	----
	CRF250L	0250		13	----	----	----	----	----
	CRF250R	0250		04	678355	678397	142228	142167	----
	CRF250R	0250		05-09	678355	678397	142228	142167	----
	CRF250R	0250		10	----	----	142228	142167	----
	CRF250R	0250		11-12	----	----	142228	142167	----
	CRF250R	0250		13-14	----	----	142228	142167	----
	CRF250R	0250		15-16	----	----	142228	142167	----
	CRF250X	0250		04	678355	678397	142228	142167	----
	CRF250X	0250		05	678355	678397	142228	142167	----
	CRF250X	0250		06-08	678355	678397	142228	142167	----
	CRF250X	0250		09	678355	678397	142228	----	----
	CRF250X	0250		12-13	678355	678397	142228	----	----
	XR250R	0250		96-99	----	----	142228	----	----
	XR250R	0250		00-03	----	----	142228	----	----
	XR250R	0250		04	----	----	142228	----	----
	XR400R	0400		96	----	----	142228	----	----
	XR400R	0400		97-99	----	----	142228	----	----
	XR400R	0400		00-04	----	----	142228	----	----
	CR450R	0450		81	----	----	----	----	142224
	CRF450R	0450		02-03	----	----	142228	142167	----
	CRF450R	0450		04	678355	678397	142228	142167	----
	CRF450R	0450		05-08	678355	678397	142228	142167	----
	CRF450R	0450		09	678355	678397	142228	142167	----
	CRF450R	0450		10-12	678355	678397	142228	142167	----
	CRF450R	0450		13-14	678355	678397	142228	142167	----
	CRF450R	0450		15-16	678355	678397	142228	142167	----
	CRF450X	0450		05-09	678355	678397	142228	142167	----
	CRF450X	0450		12-13	678355	678397	142228	142167	----
	CRF450X	0450		14	678355	678397	142228	142167	----
	CR480R	0480		82	----	----	----	----	142224
	CR480R	0480		83	----	----	----	----	142163
	CR500R	0500		85-87	----	----	----	----	----
	CR500R	0500		91-95	----	----	----	----	----
	CR500R	0500		96	----	----	----	----	----
	CR500R	0500		97-01	----	----	----	----	----
	XR600R	0600		88-90	----	----	----	----	----



## MOTION PRO SUSPENSION TOOLS CONTINUED

MODEL	CC	FN.	YEAR	HEX AXLE TOOL ALUMINUM	HEX AXLE TOOL STEEL	DELUXE SUSPENSION BEARING TOOL	T-STEM SPANNER WRENCH	WHEEL BEARING RETAINER TOOL
<b>HONDA CONTINUED</b>								
XR600R	0600		91-00	----	----	----	----	----
XR650L	0650		93-09	----	----	----	----	----
XR650L	0650		12-15	----	----	----	----	----
XR650R	0650		00-07	----	----	142228	----	----
<b>HUSABERG</b>								
FE 250	0250		13-14	142344	----	----	----	----
TE 250	0250		11-12	----	----	----	----	----
TE 250	0250		13-14	----	----	----	----	----
TE 300	0293		11	----	----	----	----	----
TE 300	0293		12	----	----	----	----	----
TE 300	0293		13-14	----	----	----	----	----
FE 350	0350		13	142344	----	----	----	----
FE 390	0390		10	142344	----	142228	----	----
FE 390	0390		11	142344	----	----	----	----
FE 450	0450		08	----	----	----	----	----
FE 450	0450		09-10	142344	----	142228	----	----
FE 450	0450		11	142344	----	----	----	----
FE 450	0450		14	142344	----	----	----	----
FX 450	0450		10	142344	----	142228	----	----
FE 501	0510		13-14	142344	----	----	----	----
FE 550	0550		08	----	----	----	----	----
FE 570	0570		09-10	142344	----	142228	----	----
FE 570S	0570		11	142344	----	142228	----	----
FE 650	0650		08	----	----	----	----	----
<b>HUSQVARNA</b>								
CR 125	0125		02-08	----	----	----	----	----
CR 125	0125		09	----	----	142228	----	----
CR 125	0125		10	----	----	----	----	----
CR 125	0125		11	----	----	----	----	----
CR 125	0125		12	----	----	----	----	----
TC 125	0125		15	----	----	142228	----	----
WR 125	0125		02-08	----	----	----	----	----
WR 125	0125		09	----	----	142228	----	----
WR 125	0125		10-11	----	----	----	----	----
WR 125	0125		12	----	----	----	----	----
CR 150	0150		11	----	----	----	----	----
CR 250	0250		03-04	----	----	----	----	----
FC 250	0250		14	----	----	142228	----	----
FC 250	0250		15	----	----	142228	----	----
FE 250	0250		14-15	----	----	142228	----	----
TC 250	0250		04-09	----	----	----	----	----
TC 250	0250		10	----	----	----	----	----
TC 250	0250		11	----	----	----	----	----
TC 250	0250		12	----	----	----	----	----
TE 250 2-Stroke	0250		14-15	----	----	----	----	----
TXC 250/TXC 250R	0250		08-09	----	----	----	----	----
TXC 250/TXC 250R	0250		10	----	----	----	----	----
TXC 250/TXC 250R	0250		11	----	----	----	----	----
TXC 250/TXC 250R	0250		12	----	----	----	----	----

- accessories
- body
- handlebar & grips
- cables & levers
- exhaust
- engine
- fuel & intake
- electrical & ignition
- clutch
- drive
- bearings
- brakes
- steering & suspension
- tires
- tools & shop

## MOTION PRO SUSPENSION TOOLS CONTINUED

accessories  
body  
handlebar & grips  
cables & levers  
exhaust  
engine  
fuel & intake  
electrical & ignition  
clutch  
drive  
bearings  
brakes  
steering & suspension  
tires  
tools & shop

MODEL	CC	FN.	YEAR	HEX AXLE TOOL ALUMINUM	HEX AXLE TOOL STEEL	DELUXE SUSPENSION BEARING TOOL	T-STEM SPANNER WRENCH	WHEEL BEARING RETAINER TOOL
<b>HUSQVARNA CONTINUED</b>								
WR 250	0250		03-05	----	----	----	----	----
WR 250	0250		07-08	----	----	----	----	----
WR 250	0250		09	----	----	<b>142228</b>	----	----
WR 250	0250		10-11	----	----	----	----	----
WR 250	0250		12	----	----	----	----	----
TE 300 2-Stroke	0300		14-15	----	----	----	----	----
WR 300	0300		09	----	----	<b>142228</b>	----	----
WR 300	0300		10-11	----	----	----	----	----
WR 300	0300		12	----	----	----	----	----
TXC 310/TXC 310R	0310		12	----	----	----	----	----
FC 350	0350		14	----	----	<b>142228</b>	----	----
FC 350	0350		15	----	----	<b>142228</b>	----	----
FE 350	0350		14-15	----	----	<b>142228</b>	----	----
TC 449	0449		11-12	----	----	----	----	----
TXC 449	0449		11	----	----	----	----	----
TXC 449	0449	114	11	----	----	----	----	<b>142202</b>
TXC 449	0449		12	----	----	----	----	----
FC 450	0450		15	----	----	<b>142228</b>	----	----
FE 450	0450		14-15	----	----	<b>142228</b>	----	----
TC 450	0450		04-08	----	----	----	----	----
TC 450	0450		09	----	----	<b>142228</b>	----	----
TC 450	0450		10	----	----	----	----	----
TE 450	0450		04-08	----	----	----	----	----
TE 450	0450		09	----	----	<b>142228</b>	----	----
TE 450	0450		10	----	----	----	----	----
TXC 450	0450		08-09	----	----	----	----	----
TXC 511	0477		11	----	----	----	----	----
TXC 511	0477	114	11	----	----	----	----	<b>142202</b>
TXC 511	0477		12	----	----	----	----	----
FE 501	0510		14-15	----	----	<b>142228</b>	----	----
TC 510	0510		05-08	----	----	----	----	----
TC 510	0510		09	----	----	<b>142228</b>	----	----
TC 510	0510		10	----	----	----	----	----
TE 510	0510		04-08	----	----	----	----	----
TE 510	0510		09	----	----	<b>142228</b>	----	----
TE 510	0510		10	----	----	----	----	----
TE 510R	0510		04	----	----	----	----	----
TXC 510	0510		08-09	----	----	----	----	----
TXC 510	0510		10	----	----	----	----	----
TE 570	0570		02	----	----	----	----	----
TE 570	0570		04	----	----	----	----	----
<b>KAWASAKI</b>								
KX 60	0060		83-88	----	----	----	----	----
KX 60	0060		90-03	----	----	----	----	----
KX 65	0065		03-04	----	----	----	<b>142170</b>	----
KX 65	0065		05	----	----	----	----	----
KX 65	0065		06-09	----	----	----	<b>142170</b>	----
KX 65	0065		10	----	----	----	<b>142170</b>	----
KX 65	0065		11-16	----	----	----	<b>142170</b>	----
KX 80	0080		98-00	----	----	----	<b>142170</b>	----

## MOTION PRO SUSPENSION TOOLS CONTINUED

MODEL	CC	FN.	YEAR	HEX AXLE TOOL ALUMINUM	HEX AXLE TOOL STEEL	DELUXE SUSPENSION BEARING TOOL	T-STEM SPANNER WRENCH	WHEEL BEARING RETAINER TOOL
<b>KAWASAKI CONTINUED</b>								
KX 85	0085		01-02	----	----	----	----	----
KX 85	0085		03-16	----	----	----	142170	----
KX 100	0100		03-09	----	----	----	142170	----
KX 100	0100		11-16	----	----	----	142170	----
KLX 110	0110		02-16	----	----	----	----	----
KX 125	0125		86-87	----	----	----	----	----
KX 125	0125		88-90	----	----	----	----	----
KX 125	0125		91-95	----	----	----	----	----
KX 125	0125		96-98	678355	678397	----	----	----
KX 125	0125		99-01	678355	678397	----	----	----
KX 125	0125		02-05	678355	678397	----	----	----
KLX 140A	0140		08-16	----	----	----	----	----
KLX 140B	0140		08-16	----	----	----	----	----
KDX 200	0200		86-96	----	----	----	----	----
KDX 200	0200		97-06	----	----	----	142170	----
KDX 220R	0220		97-05	----	----	----	142170	----
KDX 250	0250		91-94	----	----	----	----	----
KLX 250T/KLX 250S	0250		09-14	----	----	----	----	----
KX 250	0250		86-87	----	----	----	----	----
KX 250	0250		88-90	----	----	----	----	----
KX 250	0250		91-96	----	----	----	----	----
KX 250	0250		97	----	----	----	----	----
KX 250	0250		98	----	----	----	----	----
KX 250	0250		99	----	----	----	----	----
KX 250	0250		00-01	678355	678397	----	----	----
KX 250	0250		02	678355	678397	----	----	----
KX 250	0250		03-04	678355	678397	----	----	----
KX 250	0250		05	678355	678397	----	----	----
KX 250	0250		06	678355	678397	----	----	----
KX 250	0250		07	678355	678397	----	----	----
KX 250F	0250		04	678355	678397	142228	----	----
KX 250F	0250		05	678355	678397	142228	----	----
KX 250F	0250		06-09	678355	678397	142228	----	----
KX 250F	0250		10	----	----	142228	----	----
KX 250F	0250		11	----	----	----	----	----
KX 250F	0250		12	----	----	----	----	----
KX 250F	0250		13	----	----	----	----	----
KX 250F	0250		14	----	----	----	----	----
KX 250F	0250		15-16	----	----	----	----	----
KLX 300A/KLX 300R	0300		97-07	----	----	----	----	----
KLX 400B/KLX 400R	0400		03	----	----	----	----	----
KLX 450A/KLX 450R	0450		08-09	678355	678397	----	----	----
KLX 450AA (Australian)	0450	123	12	678355	678397	----	----	----
KLX 450AA (Australian)	0450	123	13	678355	678397	----	----	----
KX 450F	0450		06-07	678355	678397	142228	----	----
KX 450F	0450		08	678355	678397	142228	----	----
KX 450F	0450		09-12	678355	678397	142228	----	----
KX 450F	0450		13-14	678355	678397	142228	----	----
KX 450F	0450		15-16	678355	678397	142228	----	----
KX 450F	0450	156	15-16	----	----	----	----	----
KX 500	0500		86-87	----	----	----	----	----

- accessories
- body
- handlebar & grips
- cables & levers
- exhaust
- engine
- fuel & intake
- electrical & ignition
- clutch
- drive
- bearings
- brakes
- steering & suspension
- tires
- tools & shop

## MOTION PRO SUSPENSION TOOLS CONTINUED

MODEL	CC	FN.	YEAR	HEX AXLE TOOL ALUMINUM	HEX AXLE TOOL STEEL	DELUXE SUSPENSION BEARING TOOL	T-STEM SPANNER WRENCH	WHEEL BEARING RETAINER TOOL
<b>KAWASAKI CONTINUED</b>								
KX 500	0500		88-90	----	----	----	----	----
KX 500	0500		91-96	----	----	----	----	----
KX 500	0500		97-04	----	----	----	<b>142170</b>	----
KL 650A/KLR 650	0650		93-07	----	----	----	----	----
KL 650E/KLR 650	0650		08-15	----	----	----	----	----
KLX 650A	0650		93	----	----	----	----	----
KLX 650C/KLX 650R	0650		93-96	----	----	----	----	----
KLX 650D/650R	0650		96	----	----	----	----	----
<b>KTM</b>								
50 SXR Pro Junior	0050		98-00	----	----	----	----	----
65 SX	0065		02-13	----	----	----	----	----
85 SX	0085		04-11	----	----	----	----	----
85 SX	0085		12	----	----	----	----	----
105 SX	0105		04	----	----	----	----	----
105 SX	0105		06-11	----	----	----	----	----
125 EXC	0125		98-99	<b>142344</b>	----	<b>142228</b>	----	----
125 EXC	0125		00-02	<b>142344</b>	----	<b>142228</b>	----	----
125 EXC	0125		03-05	<b>142344</b>	----	<b>142228</b>	----	----
125 SX	0125		98	<b>142344</b>	----	<b>142228</b>	----	----
125 SX	0125		99	<b>142344</b>	----	<b>142228</b>	----	----
125 SX	0125		00	<b>142344</b>	----	<b>142228</b>	----	----
125 SX	0125		01	<b>142344</b>	----	<b>142228</b>	----	----
125 SX	0125		02-06	<b>142344</b>	----	<b>142228</b>	----	----
125 SX	0125		07-09	<b>142344</b>	----	<b>142228</b>	----	----
125 SX	0125		11	<b>142344</b>	----	<b>142228</b>	----	----
125 SX	0125		12	----	----	<b>142228</b>	----	----
125 SX	0125		13-14	----	----	<b>142228</b>	----	----
125 SX	0125		15	----	----	<b>142228</b>	----	----
144 SX	0144		07-08	<b>142344</b>	----	<b>142228</b>	----	----
150 SX	0150		09-10	<b>142344</b>	----	<b>142228</b>	----	----
150 SX	0150		11	<b>142344</b>	----	<b>142228</b>	----	----
150 SX	0150		12	----	----	<b>142228</b>	----	----
150 SX	0150		13-14	----	----	<b>142228</b>	----	----
150 SX	0150		15	----	----	<b>142228</b>	----	----
150 XC	0150		10	<b>142344</b>	----	<b>142228</b>	----	----
150 XC	0150		11	<b>142344</b>	----	<b>142228</b>	----	----
150 XC	0150		12	----	----	<b>142228</b>	----	----
150 XC	0150		13	----	----	<b>142228</b>	----	----
150 XC	0150		14	----	----	<b>142228</b>	----	----
200 EXC	0200		98-99	<b>142344</b>	----	<b>142228</b>	----	----
200 EXC	0200		00-02	<b>142344</b>	----	<b>142228</b>	----	----
200 EXC	0200		03-05	<b>142344</b>	----	<b>142228</b>	----	----
200 MXC	0200		98-99	<b>142344</b>	----	<b>142228</b>	----	----
200 MXC	0200		00-02	<b>142344</b>	----	<b>142228</b>	----	----
200 MXC	0200		03-05	<b>142344</b>	----	<b>142228</b>	----	----
200 SX	0200		01-02	----	----	----	----	----
200 SX	0200		03-04	<b>142344</b>	----	<b>142228</b>	----	----
200 XC	0200		06-07	<b>142344</b>	----	<b>142228</b>	----	----
200 XC	0200		08-09	<b>142344</b>	----	<b>142228</b>	----	----
200 XCW	0200		08	<b>142344</b>	----	<b>142228</b>	----	----

## MOTION PRO SUSPENSION TOOLS CONTINUED

MODEL	CC	FN.	YEAR	HEX AXLE TOOL ALUMINUM	HEX AXLE TOOL STEEL	DELUXE SUSPENSION BEARING TOOL	T-STEM SPANNER WRENCH	WHEEL BEARING RETAINER TOOL
<b>KTM CONTINUED</b>								
200 XCW	0200		09	142344	----	142228	----	----
200 XCW	0200		10-11	142344	----	142228	----	----
200 XCW	0200		12	142344	----	142228	----	----
200 XCW	0200		13-16	142344	----	142228	----	----
250 EXC	0250		98-99	142344	----	142228	----	----
250 EXC	0250		00-02	142344	----	142228	----	----
250 EXC	0250		03-05	142344	----	142228	----	----
250 EXCG	0250		02	142344	----	142228	----	----
250 EXCG	0250		03-05	142344	----	142228	----	----
250 FR (FREERIDE)	0250		14	----	----	----	----	----
250 MXC	0250		98-99	142344	----	142228	----	----
250 MXC	0250		00-02	142344	----	142228	----	----
250 SX	0250		98-99	142344	----	142228	----	----
250 SX	0250		00	142344	----	142228	----	----
250 SX	0250		01	142344	----	142228	----	----
250 SX	0250		02-06	142344	----	142228	----	----
250 SX	0250		07-10	142344	----	142228	----	----
250 SX	0250		11	142344	----	142228	----	----
250 SX	0250		12-14	----	----	142228	----	----
250 SX	0250		15	----	----	142228	----	----
250 SXF	0250		05	142344	----	----	----	----
250 SXF	0250		06	142344	----	142228	----	----
250 SXF	0250		07-10	142344	----	142228	----	----
250 SXF	0250		11	----	----	142228	----	----
250 SXF	0250		12	----	----	142228	----	----
250 SXF	0250		13	----	----	142228	----	----
250 SXF	0250		14	----	----	142228	----	----
250 SXF	0250		15	----	----	142228	----	----
250 XC 2T E-Start	0250		06-07	142344	----	142228	----	----
250 XC 2T E-Start	0250		08-10	142344	----	142228	----	----
250 XC 2T E-Start	0250		11	142344	----	142228	----	----
250 XC 2T E-Start	0250		12	----	----	142228	----	----
250 XC 2T E-Start	0250		13	----	----	142228	----	----
250 XC 2T E-Start	0250		14-15	----	----	142228	----	----
250 XCF	0250		07	142344	----	142228	----	----
250 XCF	0250		08-09	142344	----	142228	----	----
250 XCF	0250		11-12	----	----	142228	----	----
250 XCF	0250		13	----	----	142228	----	----
250 XCF	0250		14-15	----	----	142228	----	----
250 XCFW	0250		07	142344	----	142228	----	----
250 XCFW	0250		08-09	142344	----	142228	----	----
250 XCFW	0250		12	142344	----	142228	----	----
250 XCFW	0250		13-15	142344	----	142228	----	----
250 XCFW Champions Edition	0250		10	142344	----	142228	----	----
250 XCFW Six Days	0250		11	142344	----	142228	----	----
250 XCW	0250		06-07	142344	----	142228	----	----
250 XCW	0250		08-11	142344	----	142228	----	----
250 XCW	0250		12	----	----	142228	----	----
250 XCW	0250		13-15	142344	----	142228	----	----
300 EXC	0300		98-99	142344	----	142228	----	----

- accessories
- body
- handlebar & grips
- cables & levers
- exhaust
- engine
- fuel & intake
- electrical & ignition
- clutch
- drive
- bearings
- brakes
- steering & suspension
- tires

**tools & shop**

## MOTION PRO SUSPENSION TOOLS CONTINUED

	MODEL	CC	FN.	YEAR	HEX AXLE TOOL ALUMINUM	HEX AXLE TOOL STEEL	DELUXE SUSPENSION BEARING TOOL	T-STEM SPANNER WRENCH	WHEEL BEARING RETAINER TOOL
<b>KTM CONTINUED</b>									
accessories	300 EXC	0300		00-02	142344	----	142228	----	----
body	300 EXC	0300		03-05	142344	----	142228	----	----
handlebar & grips	300 MXC	0300		98-99	142344	----	142228	----	----
cables & levers	300 MXC	0300		00-02	142344	----	142228	----	----
exhaust	300 MXC	0300		03-05	142344	----	142228	----	----
engine	300 XC	0300		06-07	142344	----	142228	----	----
fuel & intake	300 XC	0300		08-10	142344	----	142228	----	----
electrical & ignition	300 XC	0300		11	142344	----	142228	----	----
clutch	300 XC	0300		12-13	----	----	142228	----	----
drive	300 XC	0300		14-15	----	----	142228	----	----
bearings	300 XCW	0300		06-07	142344	----	142228	----	----
brakes	300 XCW	0300		08-11	142344	----	142228	----	----
steering & suspension	300 XCW	0300		12	----	----	142228	----	----
tires	300 XCW	0300		13-15	142344	----	142228	----	----
tools & shop	300 XCWS Six Days	0300		14-15	142344	----	142228	----	----
	350 EXCF	0350		12	142344	----	142228	----	----
	350 EXCF	0350		13-15	142344	----	142228	----	----
	350 SXF FI	0350		11	----	----	142228	----	----
	350 SXF FI	0350		12-14	----	----	142228	----	----
	350 SXF FI	0350		15	----	----	142228	----	----
	350 XCF	0350		11	----	----	142228	----	----
	350 XCF	0350		12-13	----	----	142228	----	----
	350 XCF	0350		14-15	----	----	142228	----	----
	350 XCFW	0350		12-16	142344	----	142228	----	----
	350 XCFW Six Days	0350		15	142344	----	142228	----	----
	380 EXC	0380		98-99	142344	----	142228	----	----
	380 EXC	0380		00-02	142344	----	142228	----	----
	380 MXC	0380		98-99	142344	----	142228	----	----
	380 MXC	0380		00-02	142344	----	142228	----	----
	380 SX	0380		98-99	142344	----	142228	----	----
	380 SX	0380		00	142344	----	142228	----	----
	380 SX	0380		01	142344	----	142228	----	----
	380 SX	0380		02	142344	----	142228	----	----
	400 EXC	0400		98	142344	----	142228	----	----
	400 EXC	0400		99	142344	----	142228	----	----
	400 EXC	0400		00	142344	----	----	----	----
	400 EXC	0400		01-02	142344	----	142228	----	----
	400 EXCG	0400		00	----	----	142228	----	----
	400 EXCG	0400		04	142344	----	142228	----	----
	400 EXCG	0400		06	142344	----	142228	----	----
	400 MXC	0400		99-02	142344	----	142228	----	----
	400 SX	0400		98	142344	----	142228	----	----
	400 SX	0400		00	142344	----	142228	----	----
	400 SX	0400		01	142344	----	142228	----	----
	400 SX	0400		02	142344	----	142228	----	----
	400 SXC	0400		99-00	142344	----	142228	----	----
	400 SXC	0400		01	----	----	----	----	----
	400 SXC	0400		02	142344	----	142228	----	----
	400 XCW	0400		07	142344	----	142228	----	----
	400 XCW	0400		09-10	142344	----	142228	----	----
	450 EXCG	0450		03-06	142344	----	142228	----	----

## MOTION PRO SUSPENSION TOOLS CONTINUED

MODEL	CC	FN.	YEAR	HEX AXLE TOOL ALUMINUM	HEX AXLE TOOL STEEL	DELUXE SUSPENSION BEARING TOOL	T-STEM SPANNER WRENCH	WHEEL BEARING RETAINER TOOL
<b>KTM CONTINUED</b>								
450 EXCR	0450		07-11	142344	----	142228	----	----
450 MXCG	0450		03-05	142344	----	142228	----	----
450 SXF	0450		03-06	142344	----	142228	----	----
450 SXF	0450		07-10	142344	----	142228	----	----
450 SXF	0450		11	----	----	142228	----	----
450 SXF	0450		12-14	----	----	142228	----	----
450 SXF	0450		15	----	----	142228	----	----
450 SXF FI Factory Edition	0450		12-13	----	----	142228	----	----
450 SXF FI Factory Edition	0450		14	----	----	142228	----	----
450 XCF	0450		06-07	142344	----	142228	----	----
450 XCF	0450		08-09	142344	----	142228	----	----
450 XCF	0450		13	----	----	142228	----	----
450 XCF	0450		14-15	----	----	142228	----	----
450 XCFW Champions Edition	0450		10	142344	----	142228	----	----
450 XCRW	0450		08	142344	----	142228	----	----
450 XCW	0450		06-09	142344	----	142228	----	----
450 XCW	0450		12-15	142344	----	142228	----	----
450 XCWSD	0450		10-11	142344	----	142228	----	----
500 EXC	0500		12-14	142344	----	142228	----	----
500 EXC	0500		15	142344	----	142228	----	----
500 XCW	0500		12-15	142344	----	142228	----	----
505 SXF	0505		08	142344	----	142228	----	----
505 XCF	0505		08-09	142344	----	142228	----	----
520 EXC	0520		00-02	142344	----	142228	----	----
520 MXC	0520		00-02	142344	----	142228	----	----
520 SX	0520		00	142344	----	142228	----	----
520 SX	0520		01	142344	----	142228	----	----
520 SX	0520		02	142344	----	142228	----	----
525 EXC	0525		03-07	142344	----	142228	----	----
525 MXCG	0525		03-05	142344	----	142228	----	----
525 SX	0525		03-06	142344	----	142228	----	----
525 XC	0525		07	142344	----	142228	----	----
525 XCG	0525		06	142344	----	142228	----	----
525 XCW	0525		07	142344	----	142228	----	----
530 EXC	0530		09-10	142344	----	142228	----	----
530 EXC	0530		11	142344	----	142228	----	----
530 EXC Champions Edition	0530		10	142344	----	142228	----	----
530 EXC Champions Edition	0530		11	----	----	----	----	----
530 EXCR	0530		08	142344	----	142228	----	----
530 XCRW	0530		08	142344	----	142228	----	----
530 XCW	0530		09	142344	----	142228	----	----
530 XCW Six Days	0530		10-11	142344	----	142228	----	----
560 SMR	0560		06-07	142344	----	----	----	----
640 LC4 Adventure	0640		03-04	----	----	----	----	----
640 LC4 Adventure	0640		05-07	----	----	----	----	----
640 LC4E	0640		04-07	----	----	----	----	----
660 Rally Factory Replica (RFR)	0660		07	----	----	----	----	----
690 Enduro	0690		08-12	----	----	142228	----	----

- accessories
- body
- handlebar & grips
- cables & levers
- exhaust
- engine
- fuel & intake
- electrical & ignition
- clutch
- drive
- bearings
- brakes
- steering & suspension
- tires

**tools & shop**

## MOTION PRO SUSPENSION TOOLS CONTINUED

MODEL	CC	FN.	YEAR	HEX AXLE TOOL ALUMINUM	HEX AXLE TOOL STEEL	DELUXE SUSPENSION BEARING TOOL	T-STEM SPANNER WRENCH	WHEEL BEARING RETAINER TOOL
<b>KTM CONTINUED</b>								
690 Enduro	0690		13-14	----	----	----	----	----
690 Rally Factory Replica (RFR)	0690		07-09	----	----	----	----	----
950 Adventure	0950		03	----	----	----	----	----
950 Adventure	0950		04-06	----	----	----	----	----
950 Super EnduroR	0950		07-09	----	----	----	----	----
990 Adventure	0990		07-09	----	----	----	----	----
990 Adventure	0990		10-11	----	----	----	----	----
990 Adventure Baja	0990		13	----	----	----	----	----
990 Adventure R	0990		09	----	----	----	----	----
990 Adventure R	0990		10-12	----	----	----	----	----
<b>SUZUKI</b>								
RM 65	0065		03	----	----	----	142170	----
RM 80	0080		89-01	----	----	----	142170	----
RM 85	0085		02-10	----	----	----	142170	----
RM 85	0085		12	----	----	----	142170	----
RM 85	0085		15	----	----	----	142170	----
RM 85L	0085		03	----	----	----	142170	----
RM 85L	0085		06	----	----	----	142170	----
RM 100	0100		03	----	----	----	142170	----
RM 125	0125		96-97	----	----	----	----	----
RM 125	0125		98-99	----	----	----	----	----
RM 125	0125		00	678355	678397	----	----	----
RM 125	0125	121	00-08	----	----	----	----	144152
RM 125	0125		01-02	678355	678397	----	----	----
RM 125	0125		03-07	678355	678397	----	----	----
RM 125	0125		08	----	678397	----	----	----
RM 125	0125	075	08	----	678397	----	----	----
DRZ 250	0250		01-07	----	----	----	----	----
RM 250	0250		96-97	----	----	----	----	----
RM 250	0250		98-99	----	----	----	----	----
RM 250	0250		00	678355	678397	----	----	----
RM 250	0250	121	00-08	----	----	----	----	144152
RM 250	0250		01-03	678355	678397	----	----	----
RM 250	0250		04-05	678355	678397	----	----	----
RM 250	0250		06	678355	678397	----	----	----
RM 250	0250		07-08	678355	678397	----	----	----
RMZ 250	0250		04	678355	678397	----	----	----
RMZ 250	0250		05	678355	678397	142228	----	----
RMZ 250	0250		06	678355	678397	142228	----	----
RMZ 250	0250		07-10	678355	678397	142228	----	----
RMZ 250	0250	121	07-16	----	----	----	----	144152
RMZ 250	0250		11-12	678355	678397	142228	----	----
RMZ 250	0250		13-15	678355	678397	142228	----	----
RMZ 250	0250		16	----	----	142228	----	----
DRZ 400E	0400		00-07	678355	678397	----	----	----
DRZ 400K	0400		01	678355	678397	----	----	----
DRZ 400K	0400		02	678355	678397	----	----	----
DRZ 400K	0400		03	678355	678397	----	----	----
DRZ 400K	0400		04	678355	678397	----	----	----



## MOTION PRO SUSPENSION TOOLS CONTINUED

MODEL	CC	FN.	YEAR	HEX AXLE TOOL ALUMINUM	HEX AXLE TOOL STEEL	DELUXE SUSPENSION BEARING TOOL	T-STEM SPANNER WRENCH	WHEEL BEARING RETAINER TOOL
<b>SUZUKI CONTINUED</b>								
DRZ 400S	0400		00-01	678355	678397	----	----	----
DRZ 400S	0400		02-09	678355	678397	----	----	----
DRZ 400S	0400		11	678355	678397	----	----	----
DRZ 400S	0400		12-15	678355	678397	----	----	----
DRZ 400Y	0400		00	678355	678397	----	----	----
RMX 450 Enduro X-Country	0450		10-11	678355	678397	142228	----	----
RMZ 450	0450		05-06	678355	678397	142228	----	----
RMZ 450	0450	121	05-12	----	----	----	----	144152
RMZ 450	0450		07-12	678355	678397	142228	----	----
RMZ 450	0450		13-14	678355	678397	142228	----	144152
RMZ 450	0450		15-16	678355	678397	142228	----	144152
RMZ 450	0450	156	15-16	----	----	----	----	----
DL 650 V-Strom	0650		04-09	----	----	----	----	----
DL 1000 V-Strom	1000		02-09	----	678397	----	----	----
<b>YAMAHA</b>								
YZ 80	0080		93-01	----	----	----	----	----
YZ 85	0085		02-15	----	----	----	----	----
TTR 125L (Front Disc Brake)	0125		00-09	----	----	----	----	----
TTR 125L (Front Disc Brake)	0125		11-15	----	----	----	----	----
YZ 125	0125		91-94	----	----	----	----	----
YZ 125	0125		95-97	----	----	142228	----	----
YZ 125	0125		98	----	----	142228	----	----
YZ 125	0125		99-01	678355	678397	142228	142170	----
YZ 125	0125	121	99-15	----	----	----	----	144152
YZ 125	0125		02-03	678355	678397	142228	142170	----
YZ 125	0125		04	678355	678397	142228	142170	----
YZ 125	0125		05	678355	678397	142228	142170	----
YZ 125	0125		06-08	678355	678397	142228	----	----
YZ 125	0125		09-15	678355	----	----	----	----
WR 200	0200		92	----	----	----	----	----
WR 200	0200		93	----	----	----	----	----
XT 225	0225		01-07	----	----	----	----	----
TTR 230	0230		05-09	----	----	----	----	----
TTR 230	0230		11-15	----	----	----	----	----
TTR 250	0250		99-06	----	----	----	----	----
TTR 250	0250		07	----	----	----	----	----
WR 250	0250		89-90	----	----	----	----	----
WR 250F	0250		01-04	678355	678397	----	142170	----
WR 250F	0250	121	01-09	----	----	----	----	144152
WR 250F	0250		05	678355	678397	----	142170	----
WR 250F	0250		06-08	678355	678397	----	----	----
WR 250F	0250		09	678355	678397	----	----	----
WR 250F	0250		11-13	678355	678397	----	----	----
WR 250F	0250	121	11-13	----	----	----	----	144152
WR 250R Dual Sport	0250		08-15	----	----	----	142170	----
WR 250R Dual Sport	0250	121	08-15	----	----	----	----	144152
YZ 250	0250		91-97	----	----	----	----	----
YZ 250	0250		98	----	----	142228	----	----
YZ 250	0250		99	678355	678397	142228	----	----

- accessories
- body
- handlebar & grips
- cables & levers
- exhaust
- engine
- fuel & intake
- electrical & ignition
- clutch
- drive
- bearings
- brakes
- steering & suspension
- tires
- tools & shop

## MOTION PRO SUSPENSION TOOLS CONTINUED

MODEL	CC	FN.	YEAR	HEX AXLE TOOL ALUMINUM	HEX AXLE TOOL STEEL	DELUXE SUSPENSION BEARING TOOL	T-STEM SPANNER WRENCH	WHEEL BEARING RETAINER TOOL
<b>YAMAHA CONTINUED</b>								
YZ 250	0250		00-03	678355	678397	142228	142170	----
YZ 250	0250		04	678355	678397	142228	142170	----
YZ 250	0250		05	678355	678397	142228	142170	----
YZ 250	0250		06-15	678355	678397	142228	----	----
YZ 250F	0250		01	----	----	142228	----	----
YZ 250F	0250	121	01-08	----	----	----	----	144152
YZ 250F	0250		02-03	----	----	142228	----	----
YZ 250F	0250		04	678355	678397	142228	142170	----
YZ 250F	0250		05	678355	678397	142228	142170	----
YZ 250F	0250		06-08	678355	678397	142228	----	----
YZ 250F	0250		09-13	678355	678397	142228	----	----
YZ 250F	0250		14	678355	678397	142228	----	----
YZ 250F	0250		15-16	----	----	142228	----	----
YZ 250FX X-Country	0250		15	----	----	142228	----	----
WR 400F	0400		98-99	678355	678397	----	142170	----
WR 400F	0400	121	98-99	----	----	----	----	144152
WR 400F	0400		00	----	----	----	142170	----
YZ 400F	0400		98-99	678355	678397	----	142170	----
YZ 400F	0400	121	99	----	----	----	----	144152
WR 426F	0426	121	00-02	----	----	----	----	144152
WR 426F	0426		01-02	678355	678397	----	142170	----
YZ 426F	0426		00-02	678355	678397	----	142170	----
YZ 426F	0426	121	00-02	----	----	----	----	144152
WR 450F	0450		03-04	678355	678397	----	142170	----
WR 450F	0450	121	03-09	----	----	----	----	144152
WR 450F	0450		05	678355	678397	----	142170	----
WR 450F	0450		06-08	678355	678397	----	----	----
WR 450F	0450		09	678355	678397	----	----	----
WR 450F	0450		11-15	678355	678397	----	----	----
WR 450F	0450	121	11-15	----	----	----	----	144152
YZ 450F	0450		03	678355	678397	142228	142170	----
YZ 450F	0450	121	03-08	----	----	----	----	144152
YZ 450F	0450		04	678355	678397	142228	142170	----
YZ 450F	0450		05	678355	678397	142228	142170	----
YZ 450F	0450		06-08	678355	678397	142228	----	----
YZ 450F	0450		09-10	678355	678397	142228	----	----
YZ 450F	0450		11-14	678355	678397	142228	----	----
YZ 450F	0450		15-16	----	----	142228	----	----
XTZ 1200 Super Tenere	1200		12	----	----	----	----	----

### FOOTNOTES

**121:** Designed for Husaberg and KTM applications as well as other applications where front wheel bearing # 6906 (30 mm x 47 mm x 9 mm) is used. Driver rod 08-0260 required. Sold separately.

**123:** Australian Model

## DIGITAL TIRE PRESSURE GAUGE 0-60 PSI

- High precision accurate to +/- 0.6 psi
- Precise digital readout to 0.1 psi
- Continuous pressure reading, no need to reset when activating bleed valve
- Four selectable scales (PSI, BAR, KG-CM2, kPa)
- Large easy to read display with back light for low light applications
- Billet aluminum trapezoid body
- High flow push button bleeder valve for precise pressure adjustment
- 18 inch long high pressure hose with dual swivels and brass ball type air chuck
- Rubber anti-shock protective boot
- Battery powered (1000 tests) with battery strength indicator
- Auto off to extend the battery life
- Battery included
- One year limited warranty



**142373 98.99 E**

## MOTION PRO AIR GAUGE HOLDER

- Aluminum Gauge holder designed for use with Motion Pro Professional and Digital Tire Gauges
- Magnet on back allows for quick mounting to any metal surface or can be used without magnet for permanent mounting
- Eye catching number plate graphics with space for personalized race numbers



**142379 19.99 E**

## BRONCO TIRE INFLATOR KIT


- Kit Includes:
- 6 Tire Plugs
  - 1 Probe
  - 1 T-handle Tool
  - 3 16 Gr. oz. Cartridges
  - 1 Regulator
  - 1 Black Carrying Bag



**62-12058 23.95 L**

## ATV TIRE GAUGE 1-20 PSI

Marked in 1/2 lb. increments and graduated from 1-20 lbs. Has a four sided calibrated bar provided with an air release and an offset chuck.



**IEMIG(O)**

**EM68520 4.95 L**

## ATV TIRE GAUGE 0-8 PSI

Pocket size (2 1/2") low pressure tire gauge. Marked in 1/2 lb. increments, accurately measures tire pressure up to 8 lbs.



**IEMIG(O)**

**EM68508 3.95 L**


- accessories
- body
- handlebar & grips
- cables & levers
- exhaust
- engine
- fuel & intake
- electrical & ignition
- clutch
- drive
- bearings
- brakes
- steering & suspension
- tires

tools & shop

accessories
body
handlebar & grips
cables & levers
exhaust
engine
fuel & intake
electrical & ignition
clutch
drive
bearings
brakes
steering & suspension
tires
tools & shop

## 35 PC TIRE HARDWARE KIT

- 4pcs chrome hex valve caps.
- 4pcs high temp valve cores.
- 4pcs plastic valve stems.
- 1pc 4 way valve tool.
- 1pc tire pressure gauge.
- 1pc rubber cement tube.
- 1pc metal scuffer.
- 10pcs round patches.
- 3pcs tubeless tire repair plugs.
- 1pc reamer.
- 1pc plugger.



**260001 13.95 G**

## TIRE REPAIR & MAINTENANCE KIT

- 8 pcs chrome hex valve caps.
- 8 pcs high temp valve cores.
- 2 pcs each long rubber tire valves and short rubber tire valves.
- 8 pcs each plastic valve caps and plastic valve extensions.
- 1 pc each valve core remover, tire chuck and dual foot tire pressure gauge.
- 20 pcs tubeless tire repair plugs.
- 1 pc each ergonomic grip reamer and ergonomic grip plugger.
- For patching, 1 tube rubber cement, 1pc metal scuffer, 2pcs rectangular patches, 2 pcs large round patches and 15pcs small round patches.



**260000 31.95 G**

## 5 PACK TUBELESS TIRE REPAIR PLUGS

4" long tire repair plugs.



**260004 1.95 G**

## 30 PACK TUBELESS TIRE REPAIR PLUGS

4" long tire repair plugs.



**260003 5.95 G**

## RUBBER CEMENT

- For use with tire patches.
- many uses around the house and garage.



**260005 1.95 G**



## MINI DIAL TIRE PRESSURE GAUGE

- 1 to 60 PSI range
- Measures 1 one pound increments
- 1" easy to read white face dial
- Proper tire maintenance saves money by improving fuel economy and reducing tire wear
- Ideal for cars, trucks, SUV's, bicycles and more



260069 4.95 G

## DIGITAL TIRE PRESSURE GAUGE

- Backlit display and convenient lighted tip.
- Triple function display P.S.I., BAR, and KPa.
- Auto off feature: Automatically shuts off in 30 seconds when not in use



260070 13.95 G

## 12V COMPACT TIRE INFLATOR

- Plugs into 12-Volt Accessory Outlet
- Includes Two Nozzle Adapters and Sport Needle
- Great for Tires, Toys and Sporting Goods
- 10 Ft. Power Cord
- 18 in. Hose Length with Universal Valve Adapter
- Handy on/off switch
- Easy to read pressure gauge
- High output 250 PSI motor



260006 18.95 G

## MINI TIRE INFLATOR

- 100 PSI high pressure air compressor inflates standard car tire in under 8 minutes.
- Compact size for easy storage with convenient storage compartment.
- 9' power cord with fused 12V power plug.
- 12V power cord plugs into vehicle power outlet.
- Built in dial pressure gauge.
- Accessories include sports ball needle, raft and toy inflator nozzles and Presta valve adapter.
- 17.5" high pressure hose.



260007 23.95 G

## TIRE INFLATOR W/LED

- 100 PSI high pressure air compressor.
- Large easy to read built in dial pressure gauge.
- 3 Super bright LEDs for night time emergencies.
- 15" high pressure hose with screw on chuck.
- 10' power cord with fused 12V power plug.
- 12V power cord plugs into vehicle power outlet.
- Inflates standard car tire in under 4 minutes (Performance based upon 175/70 R13 tire to 30 PSI).
- Accessories include sports ball needle, raft and toy inflator nozzles and Presta valve adapter.



260008 32.95 G

## 4 WAY FOLDING LUG WRENCH

- SAE heavy duty drop forged steel
- Chrome plated to resist corrosion
- SAE and metric sizes: 11/16", 3/4", 13/16" and 7/8", 17mm, 19mm, 21mm and 23mm
- Folds down for compact storage



260089 17.95 G

- accessories
- body
- handlebar & grips
- cables & levers
- exhaust
- engine
- fuel & intake
- electrical & ignition
- clutch
- drive
- bearings
- brakes
- steering & suspension
- tires
- tools & shop

# TOOLS & SHOP

accessories
body
handlebar & grips
cables & levers
exhaust
engine
fuel & intake
electrical & ignition
clutch
drive
bearings
brakes
steering & suspension
tires
tools & shop

## 5 GALLON PORTABLE AIR TANK

W/COLOR DISPLAY BOX

- 125 PSI Maximum
- Light-Weight, portable with handle for easy transport
- Safety pressure bypass valve with manual override
- On/Off air adjustment dial
- Industrial grade air hose with standard tire air chuck
- Hi-Viz color for added visibility



W10005 53.95 G

## 11 GALLON PORTABLE AIR TANK

W/COLOR DISPLAY BOX

- 125 PSI Maximum
- Light-Weight, portable with handle for easy transport
- Safety pressure bypass valve with manual override
- On/Off air adjustment dial
- Industrial grade air hose with standard tire air chuck
- Hi-Viz color for added visibility



W10011 81.95 G

## 2 TON JACK STANDS (1 PAIR)

- Ratchet style for easy adjustments
- 10-3/8" to 16-3/8" range



260086 35.95 G

## 2 TON HYDRAULIC BOTTLE JACK

- Heavy duty base.
- Adjustable top screws.



260074 20.95 G

## 2.5 TON JACK

- 5 to 15-1/2" lift range.
- Swivel casters for easy positioning.
- Durable flanged steel frame.
- Great for cars and light duty trucks.



260075 78.95 G

## MULTI-PURPOSE LIFT

- 1,500 lb capacity
- Lift range 4-1/2" to 16-1/2"
- Tow safety bolts ensure stability
- Three position locking levers
- Non-slip rubber foot pedal
- Easy to roll steel swivel casters



W41035 198.95 B

## 7PC CORDLESS GREASE GUN ACCESS.

- For all types of grease lubrication applications.
- 1 press on 90 degree angle tip.
- One straight extension tip.
- One 12" hose extension.
- One slide on 90 degree coupler.
- One rubber tipped nozzle.
- One needle nozzle.
- One 360 degree coupler.



260099 41.95 G

## 12" GREASE GUN FLEX HOSE

- 12" hose for hard to reach areas.
- For use with hand and air powered grease guns.
- Size: 12"
- Working Pressure (PSI): 4,500
- Burst Pressure (PSI): 12,000
- NPT (IN): 1/8"



260102 4.95 G

## 18" GREASE GUN FLEX HOSE

- 18" hose for hard to reach areas.
- For use with hand and air powered grease guns.
- Size: 18"
- Working Pressure (PSI): 4,500
- Burst Pressure (PSI): 10,000
- NPT (IN): 1/8"



260103 4.95 G

## GREASE GUN COUPLER

- Fits most hand operated grease guns.
- Maximum Working Pressure (PSI): 3,000
- Burst Pressure (PSI): 6,000
- NPT (IN): 1/8"



260104 1.95 G



## GREASE INJECTOR NEEDLE

- 18 ga. Tempered stainless steel
- Can be easily inserted under or through bearing seals
- Includes protective cover
- WARNING: Maximum working pressure - 3,000 PSI. For use with with hand grease guns only



260105 1.95 G



## 4" GREASE GUN NDL. NOSE ADAPTER

- Dispenses a fine line of grease to confined areas
- Includes large and small sleeve to fit standard couplers
- Great for 4WD (CV) universal joints
- WARNING : Maximum working pressure - 3,000 PSI. For use with hand grease guns only



260106 6.95 G



## NEEDLE NOSE ADAPTER

- Dispenses a fine line of grease to confined areas
- Includes large and small sleeve to fit standard couplers
- Great for 4WD (CV) universal joints
- WARNING: Maximum working pressure - 3,000 PSI
- For use with hand grease guns only



260107 2.95 0

## WALL MOUNTED GREASE GUN HOLDER

- Wall mount design
- Center latch locks
- Corrosion resistant finish



260108 5.95 G

## BEARING PACKER

- Quickly and thoroughly packs bearings with new grease while forcing out old grease all in one easy operation.
- Accommodates most roller and ball bearings.



260101 6.95 G



## SUCTION GUN

- Professional quality heavy duty construction and chrome plated finish for long service life.
- Perfect for transmissions, differentials, gear cases, lower units, crankcases, etc.
- Zinc die cast head cap.
- No priming necessary.
- 12" flexible hose.
- Knurled thick wall barrel for secure grip.
- 1 pint capacity.



260100 10.95 G



- accessories
- body
- handlebar & grips
- cables & levers
- exhaust
- engine
- fuel & intake
- electrical & ignition
- clutch
- drive
- bearings
- brakes
- steering & suspension
- tires

tools & shop

# TOOLS & SHOP

- accessories
- body
- handlebar & grips
- cables & levers
- exhaust
- engine
- fuel & intake
- electrical & ignition
- clutch
- drive
- bearings
- brakes
- steering & suspension
- tires
- tools & shop

## MINI GREASE GUN W/GREASE

- Heavy duty construction
- "Pistol Grip" action for easy use in tight spaces
- Vented zinc die cast head cap
- Positive lock for easy filling
- Air bleeder valve eliminates air lock
- Uses 3 oz. grease cartridge (included)



**260067 14.95 G**

## PRO PISTOL GRIP GREASE GUN

- Professional quality heavy duty construction and chrome plated finish for long service life
- Pistol grip action for easy use
- Vented zinc die cast head cap
- Positive lock for easy filling
- Air bleeder valve eliminates air lock
- 2 way filling: standard 14 oz. grease cartridge or bulk
- Comfort grip lever handle



**260066 18.95 G**

## WHITE LITHIUM GREASE

- Includes zinc additives for a clean, white color
- Ideal for general home, shop, agricultural and industrial applications
- Contains no silicons and can be used on plastic components



DESCRIPTION	QTY/CS	PART #	MFG #	
1 lb Resealable Tub	12	LB11350	11350	8.40 G
14 oz Cartridge	10	LB11354	11354	8.40 G

## 2-PACK 3 OZ MULTI PURPOSE

- Multi purpose lithium based grease is designed for light duty applications which require extended lubrication
- For light duty automotive, industrial, agricultural or commercial equipment
- Smooth consistency, water resistant and extremely stable
- Use on springs, water pumps, bearings, chassis fittings and any general lubrication projects



**260068 5.95 G**

## MIDGET GREASE GUN KIT

- Small, versatile allows for front or top pipe placement
- Barrel takes 3 oz. grease cartridge or can be suction loaded
- Includes push lock plunger, die cast T-handle that locks in place for loading, lock plunger
- Develops up to 4,500 PSI
- With LubriMatic Multi-Purpose Lithium Grease



**1727 5.95 G**



## LEVER ACTION GREASE GUN

- Uses 14 oz. cartridge
- Made for the punishing day-in and day-out service required by industrial customers



**LB11155 5.95 G**



## PRO GREASE GUN

- Professional quality heavy duty construction and chrome plated finish for long service life
- Short stroke "lever action" for easy use in tight spaces
- Vented zinc die cast head cap
- Positive lock for easy filling
- Air bleeder valve eliminates air lock
- Knurled thick wall barrel for secure grip
- Comfort grip lever handle
- Uses standard 14 oz. grease cartridge



**W54202 5.95 G**

## 12" FLEXIBLE HOSE

- For use on hand operated grease guns only
- Steel 1/8" NPT male fittings on each end
- Recommended working pressure is 5,000 PSI



**LB11825 5.95 G**



## 40" PLASTIC CREEPER W/6 CASTERS

- 40" molded plastic creeper
- 6 casters pivot 360°
- Lightweight - 10.5 lbs.



**260090 51.95 G**

## 2 TON POWER PULLER

- 2 ton pull capacity (rolling)
- Automatic notch at a time release for maximum safety
- 12 foot cable



**W4000 43.50 G**



## SMALL OIL FILTER PLIERS

- Comfort grip handles
- Safety button locks in place
- Three different positions
- Fits sizes 2-1/4" to 3-1/2" diameter



260109 9.95 G



## LARGE OIL FILTER PLIERS

- Comfort grip handles
- Safety button locks in place
- Three different positions
- Fits sizes 1-7/8" to 4" diameter



260110 11.95 G



## SWIVEL OIL FILTER WRENCH

- 2-15/16" to 3-3/4"
- Swivel handle design provides access in confined areas
- Vinyl grip handle
- Studded band for better grip
- Removes most spin on type filters



260111 5.95 G



## CUP TYPE OIL FILTER WRENCH

- Works with 3/8" drive wrenches



PART #		SIZE
EM04181	5.95 L	64.7 mm
EM04182	5.95 L	67 mm



## 7 QUART DRAIN PAN

- Molded handles and pour spout
- Easy to use
- Chemical and solvent resistant, won't rust or corrode
- 13-1/2" x 11" x 4"

260065 3.95 G



## LESS MESS DRAIN PAN

- Extended profile catches full fluid flow
- 11 quart capacity for less spilling
- Built-in filter drain stand

232006 10.95 G



## 15 QUART DRAIN CONTAINER

- Large capacity holds multiple oil changes
- Handle and spout for easy carrying and pouring control
- Built-in groove to drain filter

232114 17.95 G

- accessories
- body
- handlebar & grips
- cables & levers
- exhaust
- engine
- fuel & intake
- electrical & ignition
- clutch
- drive
- bearings
- brakes
- steering & suspension
- tires
- tools & shop

# TOOLS & SHOP

- accessories
- body
- handlebar & grips
- cables & levers
- exhaust
- engine
- fuel & intake
- electrical & ignition
- clutch
- drive
- bearings
- brakes
- steering & suspension
- tires
- tools & shop

## OIL EXTRACTOR - 1 CHAMBER

- Oil changes are now a snap
- Several strokes of the pump create a vacuum that neatly captures up to 6 liters (1.57 gallons) in the sturdy container
- Pour spout is included to help empty container
- Pump is removable for easy storage



967295 61.95 E



## OIL EXTRACTOR - 3 CHAMBER


- Ideal for bigger jobs - makes changing the oil on your 4-stroke PWC, boat, ATV, and more clean and hassle free
- Holds up to 15 liters (3.92 gallons) in a sturdy portable container
- Handle makes for easy transfer to recycling tank
- Pump included



967296 121.95 E

## 5 GALLON PAIL PUMP


- The economical plastic pump fits on all Maxima 5-gallon pails and 55-gallon drums



930069 37.95 G

## MANUAL SIPHON PUMP

- Easy to operate utilizing a large ball type siphon
- This top quality item is similar to the pump included with new heaters



602 3.70 G

## BATTERY SIPHON PUMP

- Convenience and quick fill time
- Powered by 2 "D cell" batteries (not included)



601 13.85 G

• NOT FOR USE WITH GASOLINE

## DELUXE AUXILIARY TANK FOR FUEL-INJECTED SYSTEMS

- For use with new fuel-injected models with external fuel pumps as well as standard carburetor type motorcycles
- Upgraded petcock for easier opening and closing
- Built-in fuel return (for fuel-injected models) and breather on cap
- Not designed for fuel storage
- Graduated scale located on the side of bottle
- Includes 4 ft. of 1/4 inch fuel line
- Holds up to 2000cc or 1/2 gallon of fluid
- Tank can also be used for refilling transmission oil on some late model MX bikes



142150 81.99 E



## SUPER SIPHON™

- Clear tube to view liquid flow
- Safe and easy to use
- Perfect for transferring all types of liquids



232022 5.95 G



## SHAKER SIPHON™

- Moves up to 3.5 gallons/minute
- 6 foot anti-static tube
- Perfect for home, auto, ranch, marine or farm



232021 12.95 G



## SYTHON HOSE

- Siphon liquids fast with the Sython Hose!
- Just shake to start the transfer
- 6 ft. hose
- Display packaged

62-07030 12.95 L



**REMOVES WATER FROM FUEL**

The Fuel Filter Funnel by Mr. Funnel is a heavy-duty, anti-static, and fast flow funnel with built-in filter technology. When fuel is poured through the Fuel Filter Funnel, water and debris will not pass through the filter's fluoropolymer-coated stainless steel filter. Only filtered fuel flows through to your engine, improving its efficiency, durability, and proper operation. The sump area collects the deflected water and debris for proper disposal. The Fuel Filter Funnel by Mr. Funnel will filter gasoline, diesel, heating oil, kerosene and 2-cycle mixed gas.



## What Model Do I Need?

The Mr. Funnel Fuel Filter comes in four different fast-flow models (See below). Models differ mainly on flow rate. If your need is to transfer five gallons or less of fuel, then the F1 and F3 are for you. If you are transferring more than 5 gallons, then the F8 and F15 are right for you. Our F15 is our fastest flow model at up to 15 gallons per minute! This model can also be used at a fuel pump. Get your Mr. Funnel Fuel Filter today, and keep your engine running smooth!



**MODEL: F1**  
for transferring five gallons or less of fuel  
Height: 6"  
Diameter: 3.5"  
Flow Rate: 2.5 gpm

**232000 19.55 B**



**MODEL: F3**  
for transferring five gallons or less of fuel  
Height: 8.75"  
Diameter: 5.5"  
Flow Rate: 3.5 gpm

**232001 25.75 B**

**Flexible Spout Extension**  
for use with 232001 funnel only



**232004 6.15 B**



**MODEL: F8**  
for transferring more than five gallons of fuel  
Height: 10"  
Diameter: 8.5"  
Flow Rate: 5.0 gpm

**232002 37.05 B**



*Our fastest flow model, this model can also be used at a fuel pump.*

**MODEL: F15**  
for transferring more than five gallons of fuel  
Height: 10"  
Diameter: 8.5"  
Flow Rate: 12 gpm

**232003 70.00 B**



**MODEL: F1NC**  
medium non-conductive portable fuel filter  
Height: 9"  
Diameter: 5.5"  
Flow Rate: 3.5 gpm

**232023 11.95 G**



**MODEL: F3NC**  
small non-conductive portable fuel filter  
Height: 6"  
Diameter: 3.5"  
Flow Rate: 2.5 gpm

**232024 15.95 G**

- accessories
- body
- handlebar & grips
- cables & levers
- exhaust
- engine
- fuel & intake
- electrical & ignition
- clutch
- drive
- bearings
- brakes
- steering & suspension
- tires
- tools & shop

# TOOLS & SHOP

- accessories
- body
- handlebar & grips
- cables & levers
- exhaust
- engine
- fuel & intake
- electrical & ignition
- clutch
- drive
- bearings
- brakes
- steering & suspension
- tires
- tools & shop

## 3 PIECE SET GENERAL PURPOSE FUNNELS

- Includes small, medium & large funnels



232018 3.95 G

## 2 QUART FUNNEL WITH SCREEN

- 2 quart capacity for large volume
- Filter screen included to clean fluids
- Built-in hang tag



232010 3.95 G

## 1 PINT FUNNEL WITH SCREEN

- 1 pint capacity, great for smaller engines
- Filter screen included to clean fluids
- Built-in hang tag



232011 2.95 G

## 2 QUART PLASTIC FUNNEL



- Rugged, corrosion resistant all purpose funnel
- Complete with fine mesh straining screen and handy hanging tab
- Capacity indicates what the funnel will hold when the outlet is blocked



W54276 3.60 L

## FUNNELS

1 Pint	PT526	2.99	G
2 Quart	PT493	3.99	G
Fill All	PT520	5.39	G

- Heavy duty USA made
- Polyethylene construction
- Fine mesh brass screen



## ALL PURPOSE FUNNELS



### 1/2 PINT

W4007 1.00 L



### 1 PINT

W4015 1.30 L



### 1 QUART

W4064 2.95 L

## PLASTIC FUNNEL W/ 18" SPOUT

- 6" diameter funnel
- 18" flexible spout

260112 1.95 G



## 2 PIECE FLEX FUNNEL W/HANDLE

- Removable spout for multiple applications
- Easy hold handle

260113 2.95 G



## EXTRA LARGE FUNNEL

- All purpose 18" funnel
- Great for hard to reach applications
- Tapered spout easily fits small reservoir openings

W40340 3.60 L



## GAS GAUGE FUNNEL™

- Floating indicator signals when gas tank is full, helps prevent spills and overfills
- Great for lawn mowers and more
- No-mess splash guard



232008 3.95 G

## LOCKING OIL FUNNEL™

- Lock-in oil filler hole
- Funnel holds bottle while pouring
- No waste and no-mess quick pouring



232012 1.95 G

## TIGHT SPOT FUNNEL

- Fits Where Other Funnels Don't™
- Ideal for tight engine compartments
- Molded hand-holds for a better grip



232009 3.95 G

## FLEX FUNNEL™

- Ideal for hard to reach applications
- Distinct hand holds for a better grip
- Detachable flexible spout



232016 3.95 G

## 2-PIECE FUNNEL SET

- Multi-Purpose and Big Mouth funnel combo
- No-mess splash guards
- Covers all general purpose fluid applications



232017 2.95 G

## QUICKFILL® FUNNEL

- Speed channels maximize flow rate
- Distinct hand hold for a better grip
- No-mess splash guard



232007 2.95 G

## TRANSMISSION FUNNEL

- 18" funnel made from durable high quality copolymer plastic
- Designed for hard to reach applications
- Perfect for transmission fluid



232013 2.95 G

## MULTI-TASK 5-IN-1 FUNNEL™

- Holds one quart oil bottle
- Three interchangeable spouts, including the Flexi-Spout
- Nestable



232014 5.95 G

## SUPER MULTI-PURPOSE FUNNEL™

- Large size (18") for multiple applications
- Perfect for transmissions and other engine fluids



232015 3.95 G

- accessories
- body
- handlebar & grips
- cables & levers
- exhaust
- engine
- fuel & intake
- electrical & ignition
- clutch
- drive
- bearings
- brakes
- steering & suspension
- tires
- tools & shop

- accessories
- body
- handlebar & grips
- cables & levers
- exhaust
- engine
- fuel & intake
- electrical & ignition
- clutch
- drive
- bearings
- brakes
- steering & suspension
- tires
- tools & shop

## TRANSMISSION FLUID/GEAR OIL SPOUT

- On/off adjustable flow spout
- Reduced tip for transmission filler tubes
- Fits quart or gallon containers



**232019 4.95 G**



## NO SPILL OIL SPOUT™



**232020 2.95 G**



## STA-DRI FUEL DRYER NOW IN PROTECTIVE TUBE!

- Don't let water contaminated fuel ruin an engine or freeze up a fuel line
- Stop water problems by trapping it inside the Sta-Dri water cell before it enters your fuel system
- 1" X 9" nylon bag in tube
- Bag can be dried and reused
- Bag weighted to stay at bottom of tank



**STD100 11.95 G**

## PLASTIC MEASURING CONTAINER

- Perfect for mixing and measuring gas and oil
- 2 sizes available



500 ml, 17 oz **62-12061 5.95 L**  
250 ml, 8.5 oz **62-12062 4.95 L**

## RATIO-RITE PERFECT GAS/OIL MIXTURE MEASURING CUP

- Get a perfect mix every time
- Fill your polypropylene Ratio-Rite to the pre-calibrated ratio mark and pour into gas
- Ratios are from 16:1 to 44:1 for 1, 1-1/2, 2, 2-1/2 gal.
- Calibrations also include oz., cc's, and pints on the opposite side for transmission oil, for oil, etc.
- Total capacity is 24 oz.



**RR100 6.15 L**

## REPLACEMENT LID FOR RR 100

- Sold separately
- Seals the cup from dirt and spillage
- Lid can be attached to cup handle to keep from being misplaced



**RR105 2.55 L**

## MOTORSPORTS CONTAINERS

- Ergonomically contoured handle and bottom grip for easy pouring
- Extra large cap with rubber o-ring gasket
- Made from virgin density polyethylene
- Adjustable screw on air vent
- Containers have accurate graduated marks indicating gallons and liters
- 5 gallon capacity
- Hose sold separately (Part #650643)
- Three year warranty

**HOSE SOLD SEPARATELY**



### SQUARE CONTAINERS



Red 650637 32.95 D



White 650636 32.95 D



Blue 650638 32.95 D

\* For each pink container sold, a percentage of the proceeds will be donated by VP Racing Fuels to support the cancer prevention research, education and community outreach programs of the Prevent Cancer Foundation. The VP Breast Cancer Awareness Motorsport Containers carry a 3-year limited warranty against cracks, leaks or splitting. Hoses not included.

NOTE: The VP Breast Cancer Awareness Motorsport Container is intended only for use as a rapid refueling device for racing vehicles used in professional off road and closed course competition racing events. It is NOT a portable fuel container as described by ASTM, EPA, ARB or other state or federal agencies. Intended for racing fuel only; not to be used for street legal fuels.



Pink 650646\* 32.95 D

Like all VP Sportsman's Containers, the rugged new Camo container is made with only the highest quality virgin high-density polyethylene, including 30% more material than standard containers to withstand the roughest treatment. The containers are subjected to a 15-point quality test and carry a 3-year limited warranty. They feature an ergonomically contoured handle, bottom grip for easy pouring and a non-breakable multipurpose cap with rubber gaskets.

Excellent for storage & transport of:

- Water
- Automotive & industrial fluid
- Deer corn, milo & oats
- Feed pellets, bird seed
- Rock salt
- Oil & liquid absorbents

Great for mixing/ dispensing:

- Animal attractants & feed
- Herbicides, insecticides



Camo 650659 32.95 D

- accessories
- body
- handlebar & grips
- cables & levers
- exhaust
- engine
- fuel & intake
- electrical & ignition
- clutch
- drive
- bearings
- brakes
- steering & suspension
- tires

**tools & shop**

# TOOLS & SHOP

## MOTORSPORTS CONTAINERS

- Ergonomically contoured handle and bottom grip for easy pouring
- Extra large cap with rubber o-ring gasket
- Made from virgin density polyethylene
- Adjustable screw on air vent
- Containers have accurate graduated marks indicating gallons and liters
- 5 gallon capacity
- Hose sold separately (Part #650643)
- Three year warranty



**HOSE SOLD SEPARATELY**

### ROUND CONTAINERS



Green 650639 32.95 D



Yellow 650640 32.95 D



Orange 650641 32.95 D



White 650642 32.95 D



Blue 650647 32.95 D



Red 650648 32.95 D



Orange/Black 650660 32.95 D

### REPLACEMENT PARTS



Hose 650643 9.95 D



Cap 650644 9.45 D



Vent Cap 650645 1.95 D



## COMBO Y-DRIVE WRENCH

- Innovative dual-use design combines 6 tools into one
- 8mm, 10mm and 12mm hex socket
- 4mm, 5mm and 8mm hex drive
- Padded Y-shape for excellent grip and leverage
- Compact design is ideal for trail tool packs
- Chrome-vanadium tool steel
- Limited lifetime warranty

**144164 15.50 E**



## SPINNER T-HANDLE, BIT DRIVER

- Bearing mounted spinner provides faster and easier removal and installation of bolts and nuts
- 1/4" hex drive head accepts most common driver bits
- Magnet inside drive head holds drive bits firmly in place
- Narrow drive head profile fits into tight spaces
- Padded grip handle
- Chrome vanadium handle and shaft
- Durable chrome finish on shaft and handle
- Blue anodized spinner with laser engraved Motion Pro logo
- Shaft is 8" long
- Bits not included
- Limited lifetime warranty

**144171 26.99 E**



## T-HANDLE BIT DRIVER WITH NO. 1,2,3 METRIC PHILLIPS BITS

- High quality Motion Pro standard bit driver T-handle
- Features three 1/4" drive heads, one at end of shaft and two at each end of handle with magnets to hold drivers firmly in place
- Includes high grade S2 tool steel JIS cross-head bits no. 1, no. 2, and no. 3, but also accepts all common driver bits
- The included JIS cross-head bits are a must have for most Japanese made bikes and work equally well on traditional Phillips head screws (Use of traditional Phillips driver on JIS cross head screws will damage screw head)
- Narrow drive head profile fits into tight spaces
- Chrome vanadium handle and shaft
- Durable chrome finish on shaft and handle
- Shaft is 8.5" long
- Limited lifetime warranty

**144172 21.99 E**



## 1/4 INCH TRI-DRIVE MINI T-HANDLE KIT

- Use T-Handle drive to tighten/loosen fasteners and shaft drive for quick installation/removal of fasteners
- 1/4" drive has a compact 6" drive shaft length
- Compact size for use in tight spaces and is easy to carry
- Includes 8mm, 10mm, 12mm and 13mm sockets
- Use with 1/4" drive sockets, hex drives, crow's foot, etc.
- Chrome-vanadium tool steel shaft and T-Handle
- Durable nickel pewter finish
- Limited lifetime warranty

**142305 18.99 E**



## DUAL DRIVE L-HANDLES

- Impact resistant ergonomic molded handle reduces hand fatigue
- Use drive side to tighten/loosen fasteners and shaft side for quick installation/removal of fasteners
- Minis are a compact 7 1/2" shaft length for tight access and easy transport
- Use with 1/4" or 3/8" drive sockets, hex drives, crow's foot, swivels, etc.
- One piece chrome-vanadium tool steel shafts
- Durable nickel pewter finish
- Limited lifetime warranty

DESCRIPTION	PART #		
3/8" Drive/10" Long	678361	13.50	E
1/4" Drive/10" Long	678363	11.99	E
1/4" Drive/7-1/2" Long	142283	11.50	E



- accessories
- body
- handlebar & grips
- cables & levers
- exhaust
- engine
- fuel & intake
- electrical & ignition
- clutch
- drive
- bearings
- brakes
- steering & suspension
- tires

tools & shop

- accessories
- body
- handlebar & grips
- cables & levers
- exhaust
- engine
- fuel & intake
- electrical & ignition
- clutch
- drive
- bearings
- brakes
- steering & suspension
- tires
- tools & shop

## T-HANDLE SOCKETS

- Metric T-Handles feature a durable nickel pewter finish
- Deep 6-point sockets
- Limited lifetime warranty

8mm	678093	5.99	E
10mm	678094	6.50	E
12mm	678095	6.99	E
13mm	678096	6.99	E
14mm	678097	6.99	E
17mm	678098	10.99	E
19mm	678099	10.99	E



## T-HANDLE DRIVES

- Use any 1/4" or 3/8" drive attachments such as sockets hex drives crows foot or swivels
- Chrome vanadium tool steel shafts
- Durable nickel pewter finish

1/4" Drive / 8-1/2" Long	678158	7.99	E
3/8" Drive / 10-1/2" Long	678159	8.99	E



## T-HANDLE RACK

- Chrome finish
- 11 slots
- Hooks on your tool box



680144	17.99	E
--------	-------	---



## WALL BRACKET FOR T-HANDLE RACK

- Wall bracket for T-handle rack above to mount on a wall, post, or any flat surface
- Features a quick release pin
- Heavy duty 12 gauge zinc plated steel
- Includes built in bottle opener



680435	21.50	E
--------	-------	---

## HEX-PRO™ & STAR-PRO™ PIVOT HEAD WRENCHES

- 180° swivel head with extra long handle for accessing hard to reach places
- Pivot design allows for easy rotation around obstructions
- Pivot design allows you to keep the wrench and fastener engaged when access is limited
- Great time saver
- Heat treated alloy tool steel
- Chrome plated finish
- Includes heavy duty folding canvas storage pouch
- Takes up less storage space than a typical hex key set



DESCRIPTION	PART #		
Hex-Pro® Metric Set (3mm, 4mm, 5mm, 6mm, 8mm, 10mm)	142331	78.99	E
Hex-Pro® SAE Set (3/16", 7/32", 1/4", 5/16", 3/8")	142330	73.99	E
Star-Pro® Torx® Set (T-25, T-27, T-30, T-40, T-45, T-50)	142332	88.99	E



## TIPROLIGHT™ TITANIUM WRENCHES

- These super-light wrenches weigh less than one quarter of the weight of standard steel wrenches
- Made from tool-grade titanium alloy
- Extremely lightweight and compact design is perfect for trail tool packs
- Exclusive Motion Pro design for optimized strength and performance
- Titanium alloy will never rust or corrode
- Ergonomic handle
- Laser etched markings for easy identification
- Designed by Motion Pro
- Sets of 4 include heavy-duty nylon tool wrap
- Patented



DESCRIPTION	PART #		
8mm	142366	20.40	E
10mm	142367	25.99	E
12mm	142368	33.99	E
13mm	142369	40.99	E
14mm	142370	42.99	E
Set of 4 (8,10,12, & 14mm)	142371	108.99	E
Set of 4 (8,10,12, & 13mm)	142382	108.99	E

## METRIC MULTI-PURPOSE TOOL

- A must-have for on-the-trail repairs or adjustments
- Can be used to remove 8mm, 10mm, 12mm and 14mm bolts, No. 2 & No. 3 Phillips screws, small and medium straight-slot screws and 5mm and 6mm allen bolts
- Includes a 1/4" and 3/8" socket driver
- 10mm and 12mm 1/4" drive sockets included
- Includes convenient carrying case
- Hard nickel pewter finish
- Perfect for any tool pack
- Enhance it by adding your own 1/4" or 3/8" drive socket attachments



**678030 58.99 E**

- accessories
- body
- handlebar & grips
- cables & levers
- exhaust
- engine
- fuel & intake
- electrical & ignition
- clutch
- drive
- bearings
- brakes
- steering & suspension
- tires

**tools & shop**

accessories
body
handlebar & grips
cables & levers
exhaust
engine
fuel & intake
electrical & ignition
clutch
drive
bearings
brakes
steering & suspension
tires
tools & shop

## 1/4" DR QR TEARDROP RATCHET

- Quick Release feature for quick and easy socket changes
- Chrome vanadium alloy steel construction for strength and durability
- Polished nickel chrome plated finish resists corrosion
- 72 gear teeth



**P Performance Tool**  
**260034 17.95 G**

## 3 PC 1/4" DR EXTENSION SET

- Chrome vanadium alloy steel construction for strength and durability
- Polished nickel chrome plated finish resists corrosion
- Sizes: 2", 3" and 6"



**P Performance Tool**  
**260041 6.95 G**

## 1/4" DR UNIVERSAL JOINT

- Chrome vanadium alloy steel construction for strength and durability
- Polished nickel chrome plated finish resists corrosion



**P Performance Tool**  
**260035 3.95 G**

## 1/4" F X 3/8" M ADAPTER

- Chrome vanadium alloy steel construction for strength and durability
- Polished nickel chrome plated finish resists corrosion



**P Performance Tool**  
**260036 1.95 G**

## 10 PC 1/4" DR 6 PT MET SOCKET SET

- Recessed edges
- Socket openings are designed to reduce fastener rounding
- Chrome vanadium alloy steel construction for strength and durability
- Polished nickel chrome plated finish resists corrosion
- Large stamping for quick identification
- Packaged on plastic slide rail for storage
- Sizes: 4, 5, 6, 7, 8, 9, 10, 11, 12, and 13mm



**P Performance Tool**  
**260037 12.95 G**

## 10 PC 1/4" DR 6 PT SAE SOCKET SET

- Recessed edges
- Socket openings are designed to reduce fastener rounding
- Chrome vanadium alloy steel construction for strength and durability
- Polished nickel chrome plated finish resists corrosion
- Large stamping for quick identification
- Sizes: 5/32", 3/16", 7/32", 1/4", 9/32", 5/16", 11/32", 3/8", 7/16" and 1/2"
- Packaged on plastic slide rail for storage



**P Performance Tool**  
**260033 12.95 G**

## 10 PC 1/4" DR 6 PT SAE DW SOCKET SET

- Recessed edges
- Socket openings are designed to reduce fastener rounding
- Chrome vanadium alloy steel construction for strength and durability
- Polished nickel chrome plated finish resists corrosion
- Large stamping for quick identification
- Packaged on plastic slide rail for storage
- Sizes: 5/32", 3/16", 7/32", 1/4", 9/32", 5/16", 11/32", 3/8", 7/16" and 1/2"



**P Performance Tool**  
**260038 21.95 G**

## 10 PC 1/4" DR 6 PT MET DW SKT SET

- Recessed edges
- Socket openings are designed to reduce fastener rounding
- Chrome vanadium alloy steel construction for strength and durability
- Polished nickel chrome plated finish resists corrosion
- Large stamping for quick identification
- Packaged on plastic slide rail for storage
- Deep sizes: 4, 5, 6, 7, 8, 9, 10, 11, 12, and 13mm



**P Performance Tool**  
**260039 21.95 G**

## 36 PC 1/4" DR MECHANIC'S SET

- Socket openings are designed to reduce fastener rounding
- Chrome vanadium alloy steel construction for strength and durability
- Polished nickel chrome plated finish resists corrosion



- Features high torque quick release ratchet
- 72 gear teeth for 5° sweep
- Smaller head for tight areas
- 1pc each spinner handle, universal joint and 3" extension bar
- 10pc standard SAE socket sizes: 5/32", 3/16", 7/32", 1/4", 9/32", 5/16", 11/32", 3/8", 7/16" and 1/2"
- 6pc Deep SAE socket sizes: 7/32", 1/4", 5/16", 3/8", 7/16" and 1/2"
- 10pc standard mm socket sizes: 4mm, 5mm, 6mm, 7mm, 8mm, 9mm, 10mm, 11mm, 12mm and 13mm
- 6pc Deep mm socket sizes: 4mm, 6mm, 7mm, 8mm, 10mm and 12mm



## 51 PC 3/8" DR MECHANIC'S SET

- Features high torque quick release ratchet
- 72 gear teeth for 5° sweep and smaller head for tight areas
- 12pt SAE and Metric standard and deep wall sockets
- Chrome vanadium alloy steel for strength and durability



- Set contents: 1pc. 3/8" dr. quick release ratchet, 1pc. universal joint, 2pcs. 3 and 6" extensions, 2pcs spark plug sockets, 25pcs. SAE and metric std. sockets and 20pcs. SAE and metric deep sockets
- SAE std. Sizes: 1/4", 5/16", 3/8", 7/16", 1/2", 9/16", 5/8", 11/16", 3/4", 13/16", 7/8" and 15/16"
- SAE Deep Sizes: 5/16", 3/8", 7/16", 1/2", 9/16", 5/8", 3/4", 13/16", 7/8" and 15/16"
- SAE Spark Plug sizes: 5/8" and 13/16"
- Metric std. Sizes: 7mm, 8mm, 9mm, 10mm, 11mm, 12mm, 13mm, 14mm, 15mm, 16mm, 17mm, 18mm and 19mm
- Metric Deep Sizes: 8mm, 10mm, 12mm, 13mm, 14mm, 15mm, 16mm, 17mm, 18 and 19mm
- Durable storage case also included



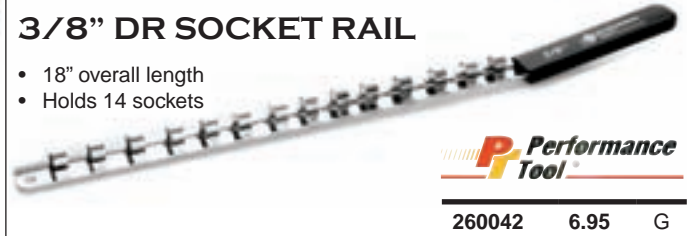
## 1/4" DR SOCKET RAIL

- 18" overall length
- Holds 14 sockets



## 3/8" DR SOCKET RAIL

- 18" overall length
- Holds 14 sockets



## 3/8" F X 1/2" M ADAPTER

- Chrome vanadium alloy steel construction for strength and durability
- Polished nickel chrome plated finish resists corrosion



## 3/8" DR UNIVERSAL JOINT

- Chrome vanadium alloy steel construction for strength and durability
- Polished nickel chrome plated finish resists corrosion



## 3/8" DR 5/8" SP SOCKET

- Recessed edges
- Socket openings are designed to reduce fastener rounding
- Chrome vanadium alloy steel construction for strength and durability
- Polished nickel chrome plated finish resists corrosion
- Large stamping for quick identification
- Overall socket length: 3-1/4"



## 3/8" DR 5/8" SP SOCKET

- Recessed edges
- Socket openings are designed to reduce fastener rounding
- Chrome vanadium alloy steel construction for strength and durability
- Polished nickel chrome plated finish resists corrosion
- Large stamping for quick identification
- Overall socket length: 3-5/16"



## 3/8" F X 1/4" M ADAPTER

- Chrome vanadium alloy steel construction for strength and durability
- Polished nickel chrome plated finish resists corrosion



- accessories
- body
- handlebar & grips
- cables & levers
- exhaust
- engine
- fuel & intake
- electrical & ignition
- clutch
- drive
- bearings
- brakes
- steering & suspension
- tires
- tools & shop

- accessories
- body
- handlebar & grips
- cables & levers
- exhaust
- engine
- fuel & intake
- electrical & ignition
- clutch
- drive
- bearings
- brakes
- steering & suspension
- tires
- tools & shop

## 3/8" DR QR TEARDROP RATCHET

- Quick Release feature for quick and easy socket changes
- Chrome vanadium alloy steel construction for strength and durability
- Polished nickel chrome plated finish resists corrosion
- Larger gear teeth for higher torque and added gear strength
- 72 gear teeth



**Performance Tool**  
 260044 22.95 G

## 3/8" DR SOCKETS 14MM/18MM

- Recessed edges
- Socket openings are designed to reduce fastener rounding
- Chrome vanadium alloy steel construction for strength and durability
- Polished nickel chrome plated finish resists corrosion
- Large stamping for quick identification



14mm	W886	3.90	G
18mm	W890	4.85	G

**Performance Tool**

## 4 PC 3/8" DR EXTENSION SET

- Chrome vanadium alloy steel construction for strength and durability
- Polished nickel chrome plated finish resists corrosion
- Sizes: 1-3/4", 3", 6" and 8"



**Performance Tool**  
 260046 11.95 G

## 3 PC 3/8" DR WOBBLE EXT SET

- Chrome vanadium alloy steel construction for strength and durability
- Polished nickel chrome plated finish resists corrosion
- Sizes: 1-3/4", 3" and 8"



**Performance Tool**  
 260047 11.95 G

## 10 PC 3/8" DR SAE SOCKET SET

- Packaged on plastic slide rail for storage
- Recessed edges
- Socket openings are designed to reduce fastener rounding
- Chrome vanadium alloy steel construction for strength and durability
- Polished nickel chrome plated finish resists corrosion
- Sizes: 1/4", 5/16", 3/8", 7/16", 1/2", 9/16", 5/8", 11/16", 3/4" and 13/16"



**Performance Tool**  
 260043 15.95 G

## 10 PC 3/8" DR SAE DW SOCKET SET

- Packaged on plastic slide rail for storage
- Recessed edges
- Socket openings are designed to reduce fastener rounding
- Chrome vanadium alloy steel construction for strength and durability
- Polished nickel chrome plated finish resists corrosion
- Deep sizes: 3/8", 7/16", 1/2", 9/16", 5/8", 11/16", 3/4", 13/16", 7/8" and 15/16"



**Performance Tool**  
 260053 27.95 G

## 10 PC 3/8" DR MET SOCKET SET

- Packaged on plastic slide rail for storage
- Recessed edges
- Socket openings are designed to reduce fastener rounding
- Chrome vanadium alloy steel construction for strength and durability
- Polished nickel chrome plated finish resists corrosion

- Sizes: 10, 11, 12, 13, 14, 15, 16, 17, 18 and 19mm



**Performance Tool**  
 260052 15.95 G

## 10 PC 3/8" DR MET DW SOCKET SET

- Packaged on plastic slide rail for storage
- Recessed edges
- Socket openings are designed to reduce fastener rounding
- Chrome vanadium alloy steel construction for strength and durability
- Polished nickel chrome plated finish resists corrosion
- Sizes: 10, 11, 12, 13, 14, 15, 16, 17, 18 and 19mm



**Performance Tool**  
 260055 27.95 G

## 19 PC 3/8" DR BLACK SOCKET SET



- 18 double plated black sockets feature both SAE and Metric sockets in popular sizes
- Easy to read laser etching
- Ratchet features indestructible protective coating, chrome vanadium steel core with precision 72 gear teeth
- 6pt SAE Sizes: 5/16, 3/8, 7/16, 1/2, 9/16, 5/8, 11/16, 3/4 and 13/16"
- 6pt mm sizes: 9, 10, 11, 12, 13, 14, 15, 17 and 19mm

**P Performance Tool**  
**260054 29.95 A**

## 5 PC SP SOCKET SET



- Recessed edges
- Socket openings are designed to reduce fastener rounding
- Chrome vanadium alloy steel construction for strength and durability
- Polished nickel chrome plated finish resists corrosion
- Large stamping for quick identification.

**P Performance Tool**  
**260021 18.95 G**

- SAE Sizes: 5/8, 3/4 and 13/16"
- Metric Sizes: 14 and 18mm

## 1/2" DR QR TEARDROP RATCHET

- Quick Release feature for quick and easy socket changes
- Chrome vanadium alloy steel construction for strength and durability.
- Polished nickel chrome plated finish resists corrosion
- 72 gear teeth
- Larger gear teeth for higher torque and added gear strength
- 9 1/2" length



**P Performance Tool**  
**260023 28.95 G**

## 1/2" DR 15" FLEX HANDLE

- Chrome vanadium alloy steel construction for strength and durability
- Polished nickel chrome plated finish resists corrosion
- 15" length



**P Performance Tool**  
**260024 15.95 G**

## 3 PC 1/2" DR WOBBLE EXT SET

- Chrome vanadium alloy steel construction for strength and durability
- Polished nickel chrome plated finish resists corrosion
- Increased angle flexibility
- Sizes: 3", 5" and 10"



**P Performance Tool**  
**260027 17.95 G**

## 3 PC 1/2" DR EXTENSION SET

- Chrome vanadium alloy steel construction for strength and durability
- Polished nickel chrome plated finish resists corrosion
- Sizes: 3", 5" and 10"



**P Performance Tool**  
**260026 13.95 G**

## 1/2" DR UNIVERSAL JOINT

- Chrome vanadium alloy steel construction for strength and durability
- Polished nickel chrome plated finish resists corrosion



**P Performance Tool**  
**260025 4.95 G**

## 1/2" F X 3/8" M ADAPTER

- Chrome vanadium alloy steel construction for strength and durability
- Polished nickel chrome plated finish resists corrosion



**P Performance Tool**  
**260028 2.95 G**

- accessories
- body
- handlebar & grips
- cables & levers
- exhaust
- engine
- fuel & intake
- electrical & ignition
- clutch
- drive
- bearings
- brakes
- steering & suspension
- tires

tools & shop

# TOOLS & SHOP

- accessories
- body
- handlebar & grips
- cables & levers
- exhaust
- engine
- fuel & intake
- electrical & ignition
- clutch
- drive
- bearings
- brakes
- steering & suspension
- tires
- tools & shop

## 9 PC 1/2" DR SAE SOCKET SET

- Recessed edges
- Socket openings are designed to reduce fastener rounding
- Chrome vanadium alloy steel construction for strength and durability
- Polished nickel chrome plated finish resists corrosion
- 6pt std. sizes: 1/2", 9/16", 5/8", 11/16", 3/4", 13/16", 7/8", 15/16" and 1"



**Performance Tool**

260022 19.95 G

## 9 PC 1/2" DR MET SOCKET SET

- Recessed edges
- Socket openings are designed to reduce fastener rounding
- Chrome vanadium alloy steel construction for strength and durability
- Polished nickel chrome plated finish resists corrosion
- 6pt std. sizes: 12, 13, 14, 15, 16, 17, 18, 19 and 22mm



**Performance Tool**

260029 19.95 G

## 8 PC 1/2" DR SAE DW SOCKET SET

- Recessed edges
- Chrome vanadium alloy steel construction for strength and durability
- Polished nickel chrome plated finish resists corrosion
- Large stamping for quick identification
- 6pt deep sizes: 1/2", 9/16", 5/8", 11/16", 3/4", 13/16", 7/8", and 15/16"



**Performance Tool**

260030 28.95 G

## 8 PC 1/2" DR MET DW SOCKET SET

- Recessed edges
- Chrome vanadium alloy steel construction for strength and durability
- Polished nickel chrome plated finish resists corrosion
- Large stamping for quick identification
- 6pt deep sizes: 11, 12, 13, 14, 15, 16, 17, 18, and 19mm



**Performance Tool**

260031 28.95 G

## 10 PC SAE HEX BIT SOCKET SET

- Chrome vanadium steel construction
- Heat treated for strength
- Bonus storage rail included
- SAE sizes: 3/32", 7/64", 1/8", 9/64", 5/32", 3/16", 7/32", 1/4", 5/16" and 3/8"



**Performance Tool**

260015 19.95 G

## 10 PC MET HEX BIT SOCKET SET

- Chrome vanadium steel construction
- Heat treated for strength
- Bonus storage rail included
- Metric sizes: 2, 3, 4, 5, 5.5, 6, 7, 8, 9 and 10mm



**Performance Tool**

260016 19.95 G

## 12 PC STAR BIT SOCKET SET

- Packaged on plastic slide rail for storage
- Chrome vanadium alloy steel construction for strength and durability
- Polished nickel chrom plated finish resists corrosion
- 1/4" Drive sizes: T10, T15, T20, T25, T27 and T30
- 3/8" Drive sizes: T40, T45, T47, T50 and T55
- 1/2" Drive sizes: T60



**Performance Tool**

260056 22.95 G



## 30 PC HEX KEY SET



- Long and short shank hex keys
- Alloy steel construction
- Includes handy organizer
- 15 Metric hex keys, sizes: .7, .9, 1.3, 1.5, 2, 2.5, 3, 4, 4.5, 5, 5.5, 6, 7, 8 and 10mm
- 15 SAE hex keys, sizes: .028, .035, .050, 1/16, 5/64, 3/32, 7/64, 1/8, 9/64, 5/32, 3/16, 7/32, 1/4, 5/16, and 3/8"

**260063 12.95 G**



## 22 PC SAE/MET BALL END HEX

- Alloy steel construction.
- Ball end wrenches are perfect for quick and convenient access to screw heads at angles up to 25 degrees
- Includes plastic holder for storage
- SAE sizes: 0.05, 1/16", 5/64", 3/32", 7/64", 1/8", 9/64", 5/32", 3/16", 7/32", 1/4", 5/16" and 3/8"
- Sizes: 1.5, 2, 2.5, 3, 4, 5, 6, 8 and 10mm




**260062 12.95 G**



## 8 PC HEAVY DUTY HEX KEY SET

- Tough, chrome plated steel
- Includes handy key ring style holder to keep keys organized
- Metric sizes: 2, 2.5, 3, 4, 5, 6, 8 and 10mm



**W1113 4.55 G**



## BALL END ALLEN SET

- Made of chrome-vanadium tool steel
- Ball end allows for better access to allen-head bolts (up to 25° working angle)
- Convenient holder included
- Sizes: 1.5, 2, 2.5, 3, 4, 5, 6, 8 and 10mm



**678185 17.99 E**



## 10 PC T-HANDLE HEX KEY SET



- Heat treated alloy steel shafts
- Plastic grips add comfort and turning power
- Bonus storage tray mounts on wall or bench



SAE sizes: 3/32", 7/64", 1/8", 9/64", 5/32", 3/16", 7/32", 1/4", 5/16", and 3/8"  
Master 10 inner 1

**W80274 17.95 G**



METRIC SIZES: 2, 2.5, 3, 4, 4.5, 5, 5.5, 6, 8 & 10mm  
Master 10 inner 1

**W80275 17.40 G**

- accessories
- body
- handlebar & grips
- cables & levers
- exhaust
- engine
- fuel & intake
- electrical & ignition
- clutch
- drive
- bearings
- brakes
- steering & suspension
- tires
- tools & shop

accessories
body
handlebar & grips
cables & levers
exhaust
engine
fuel & intake
electrical & ignition
clutch
drive
bearings
brakes
steering & suspension
tires
tools & shop

## 3 PC ALUMINUM HEX & STAR KEY SET



- Lightweight anodized aluminum body and chrome vanadium steel construction for strength and durability
- Ball end on hex keys allow use at angles up to 25 degrees for obstructed areas
- Star keys work on regular and tamper proof star fasteners
- Keys conveniently fold for compact easy storage
- Coded in high visibility colors for easy identification
- SAE hex key sizes: 1/16", 5/64", 3/32", 1/8", 9/64", 5/32", 3/16" and 1/4"
- Metric hex key sizes: 1.5, 2, 2.5, 3, 4, 5, 6 and 8mm
- Star key sizes: T9, T10, T15, T20, T25, T27, T30 and T40

260064 14.95 G



## 10 PC T-HANDLE STAR KEY SET

- 10 piece t-handle stardriver set
- Heat treated alloy steel shafts
- Plastic grips add comfort and turning power
- Bonus storage tray mounts on wall or bench



Sizes:  
T7, T8, T9,  
T10, T15,  
T20, T25,  
T27, T30, T40

W80276 17.40 G



## 100 PC BIT SET

- Use with screwdrivers, electric drills or socket wrenches
- Includes bit adapters, magnetic bit holder, "Y" style bits, couplers, Phillips, pozi, square, slotted, spanner, star, torque, tamper resistant star, hex triwing, clutch head and spline bits



260073 12.95 G



## IMPACT DRIVER/BIT SET



- Ideal for loosening firmly tightened or rusted screws or bolts
- Removable hex adaptor allows use with 3/8" drive sockets and accessories
- Heavy duty blow molded storage case
- Phillips sizes: #2 and #3
- Flat sizes: 5/16" and 3/8"



Impact Driver / Bit Set W2500 17.75 G

Repl. 4 Piece Bit Set (Carded) EM03801 2.95 L

## 3 PC STEP DRILL SET

- 1/4" hex shank 3 bit set replaces 17 individual drill bits
- Titanium nitride coated high speed steel
- For use with metal, wood and plastic
- Starts on contact, no center punch needed
- Automatically deburs holes as you drill
- 6 step: 3/16", 1/4", 5/16", 3/8", 7/16", 1/2"
- 9 step: 1/4", 5/16", 3/8", 7/16", 1/2", 9/16", 5/8", 11/16", 3/4"
- 13 step: 1/8", 5/32", 3/16", 7/32", 1/4", 9/32", 5/16", 11/32", 3/8", 13/32", 7/16", 15/32", 1/2"




260091 15.95 G



## 29 PC DRILL BIT SET W/STEEL CASE

- Durable titanium nitride coated high speed steel
- Sizes: 1/16" through 1/2" in 64th increments
- Handy steel storage box included



260092 36.95 G



## 28 PIECE MECHANIC'S SCREWDRIVER SET

- Oversized fluted handles for comfort and maximum grip
- Chrome vanadium steel shafts for greater strength and durability
- Magnetized tips for extra control
- Contents: 7pcs square shaft slotted screwdrivers, 2pcs round shaft slotted screwdrivers, 6pcs Phillips screwdrivers, 2pcs offset, 3pcs star, 2pcs precision and 1pc each scratch awl and gap gauge
- Phillips sizes: #0 x 2 1/2", #1 x 3", #2 x 1 1/2", #2 x 4", #2 x 8" and #3 x 6"
- Phillips precision sizes: #0 x 1 1/2"
- Square shaft slotted sizes: 1/4 x 1 1/2", 1/8 x 2", 1/8 x 4", 3/16 x 4", 1/4 x 4", 1/4 x 6" and 3/16 x 9"
- Round shaft slotted sizes: 3/16 x 4" and 3/16 x 8"
- Slotted precision sizes: 1/8 x 1 1/2"
- Star sizes: T10, T15 and T20
- Offset sizes: 1/4 x 4 1/2" (1/4 and #1) and 1/4 x 4 1/2" (#1 and #2)



WITH BONUS SPECIALTY PICK SET



W80028 33.60 G

## 7 PIECE PROFESSIONAL SCREWDRIVER SET



- Seven piece screwdriver set
- Phillips sizes: #1 x 3" and #2 x 4"
- Slotted sizes: 3/16 x 4", 1/4 x 4", 1/8 x 4" and 3/8 x 8"
- #1 x 3", #2 x 4" Phillips



W80007 12.75 G



## 8 PIECE PROFESSIONAL SCREWDRIVER SET

- Oversize handles for easy use
- Magnetic tips
- Contains Phillips #1 X 3", #2 X 1-1/2", #2 X 4", Slotted 3/16" X 3", 1/4" X 1-1/2", 1/4" X 4", Star T-15, T-20 X 4"

W80008 12.25 G



## 6 PIECE SCREWDRIVER SET

- Oversized comfort grips for more turning power
- Heat treated alloy steel blades for durability
- Plated shafts for corrosion resistance
- Contents: 3pcs Phillips screwdrivers and 3pcs Slotted screwdrivers



W1703 13.20 G



## 7 IN 1 STUBBY BIT DRIVER



- High torque ratchet
- 6 bits stored in handle
- Available in 4 colors

W38927 8.90 G



## 4 IN 1 STUBBY SCREWDRIVER

- Bits store in handle with magnetic hex bit holder
- Includes 3/16" and 1/4" slotted and #1 and #2 Phillips bits
- Red in color



W964 1.60 G



## POCKET SCREWDRIVER COMBO

- Phillips and slotted screwdriver bits
- Phillips: #1 and #2
- Slotted: 3/16 and 1/4"
- Built in level
- Mini LED light
- Convenient pocket clip
- Includes 3 LR44 batteries



Red, Blue or Yellow  
(Our Choice of Color)

W9161 2.95 G



Buy 12 and get a free display



- accessories
- body
- handlebar & grips
- cables & levers
- exhaust
- engine
- fuel & intake
- electrical & ignition
- clutch
- drive
- bearings
- brakes
- steering & suspension
- tires
- tools & shop

# TOOLS & SHOP

- accessories
- body
- handlebar & grips
- cables & levers
- exhaust
- engine
- fuel & intake
- electrical & ignition
- clutch
- drive
- bearings
- brakes
- steering & suspension
- tires
- tools & shop

## 11 PIECE FULL POLISH COMBINATION WRENCH SETS

- Fully polished chrome vanadium steel construction
- SAE sizes: 1/4", 5/16", 3/8", 7/16", 1/2", 9/16", 5/8", 11/16", 3/4", 13/16", 7/8"
- Metric sizes: Metric sizes: 9, 10, 11, 12, 13, 14, 15, 16, 17, 18 and 19
- Handy storage rack with easy to carry handle

SAE	W1061	19.95	G
Metric	W1062	19.95	G



## 3 PIECE DUAL CUSHION ADJUSTABLE WRENCH SET

- Soft cushion grips with ergonomic shape for safe easy use
- Precision SAE and Metric rule on wrench heads for accuracy
- SAE box ends in handles: 3/8, 9/16 and 3/4"
- Machine polished finish and drop forged for long life



W30703	35.90	G
--------	-------	---



## 6" QUICK RELEASE C-CLAMP

- Tough enamel finish
- Chrome plated screw threads
- Precision crafted for smooth operation
- Features quick-release button to save time and twisting
- Malleable iron construction



260080	16.95	G
--------	-------	---



## 7 PIECE DUAL CUSHION PLIER SET

- Perfect for a variety of tasks around the home, garage, or workshop
- Set includes 10" groove joint pliers, 7-1/2" diagonal cutter, 8" long nose pliers, 8" slip joint pliers, 4-1/2" diagonal cutter, bent nose and end nipper pliers



W30759	35.40	G
--------	-------	---



## 4 PIECE PLIERS & ADJUSTABLE WRENCH SET

- Double cushion grip handles for comfort and control
- Drop forged alloy steel construction
- Machined jaws for maximum gripping strength
- Cutting pliers feature induction hardened cutting edges for durability
- Contents include 6" diagonal cutter, 6" long nose pliers, 7" linesman pliers and 8" adjustable wrench



W1701	23.30	G
-------	-------	---



## 8 PIECE DO IT YOURSELF TOOL SET

- Great set for DIY projects/repairs around the home
- Utility knife, Phillips and slotted screwdrivers, Phillips and slotted precision screwdrivers, 8 in. adjustable wrench, 6" linesman pliers and 10 ft. tape measure



W1708	17.95	G
-------	-------	---



## 3 PC LOCK GRIP PLIERS SET

- Drop forged steel construction
- Hardened and tempered milled teeth
- Wire cutters and quick release levers
- Includes three popular sizes - 5", 7" and 10"



260010	20.95	G
--------	-------	---



## 4 PC PLIERS SET

- Double cushion grip handles for comfort and control
- Drop forged steel construction
- Fully polished and chrome plated
- Contents: 6" slip joint, 6" diagonal cutting, 6" long nose and 7" linesman pliers



260019 15.95 G



## WIRE CRIMPING TOOL

- Wire cutter, bolt cutter, terminal crimper, wire stripper in 1 handy tool
- Includes assorted terminals
- Display packaged



W190 4.50 G



## CUT & PULL WIRE STRIPPERS

- Cuts and removes insulation from wire with a single squeeze of the handle
- Accepts 18, 14, 12, 10 and 8 GA AWG wire



W200 14.30 G



## 5 PC TAPERED EXTRACTOR SET

- Removes broken studs, bolts, pipes and pipe fittings
- Chrome vanadium steel
- Features flutes for more positive grip
- Includes handy organizer
- Sizes: 1/8", 3/16", 15/64, 5/16" and 3/8"



260094 4.95 G



## 7 PC CHISEL & PUNCH SET

- Hardened and tempered high carbon steel construction
- Vinyl covered shank absorbs shock and reduces vibration
- Handy storage pouch
- Pin punch sizes: 3/16 x 6"
- Taper punch sizes: 1/8" and 3/16 x 6"
- Center punch sizes: 3/8"
- Cold chisel sizes: 3/8", 1/2" and 5/8"



260061 10.95 G



## 9-1/2" GROOVE JOINT PLIERS

- Drop forged steel
- Cushion grips
- Fully polished head



260011 8.95 G



## 7 WAY CRIMPING TOOL

- Wire cutter, terminal crimper and wire stripper in one handy tool
- Black anodized finish with insulated grips
- Crimp slot on end of tool secures most ignition terminals including "W" type, right angle and "High Tower" terminals
- Crimps 7 mm to 8.5mm ignition wire
- Works with 10 to 22 gauge solderless terminals



W86500 7.25 G



## 40 PIECE TAP & DIE SETS

- Tap wrench, T-handle tap wrench, die stock, screwdriver and screw pitch gauge
- NC, NF and NPT sizes
- 17 taps and 17 dies
- Storage case




SAE W4001 30.40 G

Metric W4002 30.40 G



## SAE & METRIC SIZE CATCHER

- Instantly measure the size of any nut or bolt head
- Inch and metric gradations on opposite sides
- SAE range of 5/16" to 1"
- Metric range of 8 to 25mm
- Easily carried in pocket or on key chain
- Display packaged



W9162 7.05 G

## HEAVY DUTY NUT SPLITTER

- Removes rusted, stripped, and stubborn nuts
- Self-centering wobble tip
- Offset design for easier operation
- Splits nuts 7/16" to 3/4"
- Drop forged steel construction
- Plated to resist corrosion
- Heat treated chisel



W88030 16.75 G



- accessories
- body
- handlebar & grips
- cables & levers
- exhaust
- engine
- fuel & intake
- electrical & ignition
- clutch
- drive
- bearings
- brakes
- steering & suspension
- tires

tools & shop

accessories
body
handlebar & grips
cables & levers
exhaust
engine
fuel & intake
electrical & ignition
clutch
drive
bearings
brakes
steering & suspension
tires
tools & shop

## 16 OZ BALL PEIN HAMMER

- Drop forged high carbon steel head
- Heavy duty hardwood handle



260012 6.95 G



## 4 LB SLEDGE HAMMER

- Heavy duty fiberglass handles for strength and durability
- Anti-shock, rubber cushion grips
- Mirror polish heads




260009 19.95 G



## 8 OZ RUBBER MALLET

- Rubber head
- Tubular chrome plated handle
- Rubber grip for comfort
- Many uses around home and shop



260014 2.95 G



## 16 OZ RUBBER MALLET

- Rubber head
- Tubular chrome plated handle
- Rubber grip for comfort
- Many uses around home and shop



260013 4.95 G



## 6 PIECE HOME TOOL SET

- Versatile set for DIY projects, repairs around the house and general everyday use
- Phillips and slotted screwdrivers, claw hammer, slip joint pliers, utility knife, and 12 ft. tape measure



W1707 26.20 G



## 25' X 1" SAE/MET TAPE MEASURE

- Convenient and quick fractional readout every 1/8"
- Both SAE and Metric markings on tape measure blade
- Durable casing stands up to rough treatment
- Easy to find bright color



260059 5.95 G



## 67 PIECE HAND RIVETER SET

- Includes riveter with 4 nozzles
- 15 each of the following rivets: 3/32", 1/8", 5/32" and 3/16"



W2017 15.20 G

## 3 PC PRY BAR SET

- Curved blade design provides extra leverage
- Capped ends allow user to strike with a hammer without damaging the head
- Blade protection for added safety
- Sizes: 8", 12" and 17-3/4"



260020 12.95 G



## 4-1/2" ANGLE GRINDER

- 5/8-11 spindle for mounting the most popular accessories
- 2-position side handle
- Powerful 5 Amp motor
- 11,000 RPM no-load speed
- Includes: 4-1/2" grinding wheel, side handle
- Metal gear case dissipates heat for longer life
- Spindle lock for quick wheel/blade changes

260087 51.95 G



## COMBO FINGERNAIL BRUSH W/MAGNET

- Combination fingernail, hand and utility brush
- Contoured handle for better grip



260071 1.95 G

## 2" FINE CUPPED WIRE BRUSH

- Fine 1/4" shank
- Use with any power drill
- Many utility cleaning uses at home and shop



W1212 4.60 G

## UTILITY WIRE BRUSH

- Solid wood handle
- Steel bristles
- Cleans rust, paint, dirt, and much more, quickly and easily
- Carded



W1152 2.80 G

## GRUNGE BRUSH™

Chain and gear cleaning has never been faster or easier! Scrub the chain with the horseshoe shaped bristles at one end of The Grunge Brush™ to clean all four sides of the chain. Use the long bristles on the other end of the brush to clean components like sprockets, derailleurs, cranksets, brakes and pedals.

Regular component cleaning prevents premature wear and tear on chain and sprockets, eliminates chain skipping caused by dirt and grunge, and assures smooth operation of drivetrain and brakes.

The Grunge Brush™ can be used dry or for deep cleaning action, use it with Citrus Bike Chain Degreaser or Multi Bike Degreaser, by simply spraying degreaser onto the chain or directly onto bristles. Grunge Brush™ scrubbing action, coupled with a Finish Line bike degreaser, will leave your drivetrain looking like new



### GRUNGE BRUSH

SS800 13.95 L



### GRUNGE BRUSH COMBO PACK WITH CLEANER

SS900 18.95 L



### REPLACEMENT BRUSH SET

SS400 5.95 L



- accessories
- body
- handlebar & grips
- cables & levers
- exhaust
- engine
- fuel & intake
- electrical & ignition
- clutch
- drive
- bearings
- brakes
- steering & suspension
- tires
- tools & shop

accessories
body
handlebar & grips
cables & levers
exhaust
engine
fuel & intake
electrical & ignition
clutch
drive
bearings
brakes
steering & suspension
tires
tools & shop

## MINI SPRING HOOK TOOL



- Ergonomic handle provides a secure grip at every angle
- For use on exhaust pipe springs, seat or tank holding springs, cotter pins, side stand springs and more



**144166 6.99 E**

## HEAVY DUTY SPRING HOOK



- The T-handle adds security to your grip when applying tension to the spring
- Used to remove exhaust pipe springs, seat or tank holding springs, cotter pins, sidestand springs and other parts



**678127 15.99 E**

## SPRING HOOK

- Exhaust spring tool with rubber coated handle



**6212206 14.95 L**

## DELUXE SPRING TOOL

- Exhaust spring tool



**214091 17.95 G**

## DELUXE SPRING TOOL MULTI-PAK



**214092 39.95 G**



- Contains a selection of exhaust spring hook tools
- 26.5 cm (10-1/2") curved tool with perpendicular hook
  - 31 cm (12-1/4") angled tool with parallel hook
  - 25 cm (9-3/4") straight tool with parallel hook
  - 14 cm (5-1/2") straight tool with parallel hook
  - 14 cm (5-1/2") straight tool with perpendicular hook

## DIGITAL CALIPER



- Measures outside, inside, step and depth
- 0" to 6" SAE range
- 0mm to 150mm metric range
- SAE to metric conversion
- Large easy to read LCD display
- Zero setting at any position within measuring range
- Thumb wheel with lock
- Battery included



**W80152 25.95 G**

## 6" PLASTIC CALIPER

- 4 way measurements for outside, inside, step and depth




**260093 1.95 G**



## 6" COMPOSITE DIGITAL CALIPER

- Rugged impact resistant composite material
- Easy to read SAE and metric LCD display
- Low battery warning with 12 month average battery life
- Includes 1.5V button cell battery
- Specifications: accuracy +/- .001" (.2mm)
- Resolution: 0.0005"/0.01mm
- Temperature operating range: 32° F to 104° F
- Overall length: 9-1/2"
- Throat depth: 1-9/16"



**260098 13.95 G**





## 7 PC BEARING RACE & SEAL DR SET

- Quickly and easily installs wheel bearing races and seals without destruction to race or axle housing
- Set includes six discs to fit common bearing sizes
- Sizes: 1.565", 1.75", 1.965", 2.325", 2.47" & 2.555"



260095 36.95 G



## BEARING REMOVER


- Dependable split collet design, 22mm
- For use with 142195 Bearing Removal Driver, Large
- Great addition to 142204 Metric Driver Set
- Heat treated for durability and long service life



144152 14.37 E

## COMPRESSION BOLT REMOVAL TOOL FOR WP 4860 MXMA CC

- For removing and installing the compression valve assembly from the fork cap
- Allows you to properly torque the compression valve assembly during installation
- 17mm hex head
- Made from billet 6061 T-6 aluminum
- Anodized finish with laser engraving
- Fits 2007 and 2011 KTM w/WP 4860 MXMA CC forks



142346 17.99 E

## STEERING HEAD BEARING RACE DRIVER

- Fit tapered bearings 41-42mm, 47-48mm, 51-52mm and 55-56mm
- Laser etched for easy identification
- Made of durable 6061-T6 anodized aluminum
- Ergonomic handle
- Motion Pro innovative double sided drivers
- Safely installs tapered bearing race in the frame



144167 49.99 E

## STEERING STEM BEARING TOOL

- Removes and installs tapered Roller bearing at base of steering stem
- Blue anodized bearing protectors are made from 6061 billet aluminum and laser etched for easy identification
- Compact design to fit within steering stops on lower triple clamp
- Protects steering stem during bearing removal and installation process
- Includes 26mm, 28mm, 30-31mm, 35-36mm race protectors for installing bearing race
- Fits most motorcycles w/ tapered roller bearing at base of steering stem



Removal process requires cutting outer sheet metal cage from bearing assembly



144163 142.99 E

## BEARING DRIVER SET

- Fits bearing with 12-25mm I.D. and 32-47mm O.D.
- Adapters can be changed quickly to accommodate a wide range of bearing combinations
- Durable steel handle and anodized aluminum drivers
- Laser etched adapters for easy identification
- Comes with protective blow molded case
- Includes: Driver handle, I.D driver adapters (12mm, 15mm, 17mm, 20mm, and 25mm) and O.D. driver adapters (32mm, 35mm, 40mm and 47mm)



144168 74.99 E

## DELUXE SUSPENSION BEARING SERVICE TOOL

- Designed for quick and easy removal and precise installation of suspension linkage and swing arm pivot bearings and for use on 20 and 22mm blind bearings
- Fits most off-road motorcycles and ATVs
- Includes blind bearing collet for removal of 20mm blind bearings (other sizes available)
- Anodized aluminum mandrels reduce the possibility of damaging bearing surfaces
- Laser etched markings
- Eliminates the need for a shop press
- Protective blow-molded case for easy storage



142228 155.99 E

## BLIND BEARING & BUSHING REMOVER

- 2 pound slide-hammer
- Crossbar type shaft allows easy collet removal
- Necessary tool for most transmission rebuilds
- Can be used for wheel bearing removal
- Set includes 30mm, 25mm, 20mm, 17mm, 15mm, 12mm, 10mm and 8mm collets



142226 271.99 E

- accessories
- body
- handlebar & grips
- cables & levers
- exhaust
- engine
- fuel & intake
- electrical & ignition
- clutch
- drive
- bearings
- brakes
- steering & suspension
- tires

tools & shop

accessories
body
handlebar & grips
cables & levers
exhaust
engine
fuel & intake
electrical & ignition
clutch
drive
bearings
brakes
steering & suspension
tires
tools & shop

## TAPPET FEELER GAUGES

- Accurate tappet adjustments
- Angled blade for easy access to tappets
- Makes adjustment quick and easy



.002-.003"	<b>678052</b>	<b>27.99</b>	E
.004-.005"	<b>678053</b>	<b>29.99</b>	E
.006-.008"	<b>678054</b>	<b>29.99</b>	E

## BELT TENSION GAUGE

- Compact design
- Scale for easy reference
- Designed to work with all belt drive models with a 10 lb. specification
- Replaces H-D® OEM #40006-85



<b>142270</b>	<b>24.99</b>	E
---------------	--------------	---

## UNIVERSAL FLY WHEEL PULLER

- Makes pulling flywheels much easier
- One-piece machined design for extra strength
- Puller includes: (6) 6mm bolts, (4) 8mm bolts with washers



<b>725-010</b>	<b>44.95</b>	G
----------------	--------------	---

## FLYWHEEL PULLER

- For most ATVs, snowmobiles, motorcycles and watercraft engines
- Complete with hardware kit and adapter for male or female removal



<b>629620</b>	<b>41.95</b>	L
---------------	--------------	---

## UNIVERSAL HEAVY DUTY FLYWHEEL PULLER

Pull those tough flywheels with ease with this SLP built puller. Strong and built to last for years. This puller is designed with specially shaped slots that allow its use on all two-stroke snowmobile flywheel bolt patterns. Puller includes high quality grade 10.9 bolts, six mm and four 8mm.



<b>SP20205</b>	<b>89.95</b>	B
----------------	--------------	---

## MAXIMUM DUTY FLYWHEEL PULLER

Pull those tough flywheels with ease. The strongest and most durable flywheel puller available. Puller supplied with high quality grade 10.9 bolts: 6mm short, six mm long, and three 8mm long.



<b>SP20142</b>	<b>119.95</b>	B
----------------	---------------	---

## PISTON PIN PULLER

Includes two plungers: 14mm & 17mm



<b>571565</b>	<b>26.95</b>	L
---------------	--------------	---

## PISTON PIN PULLER

Includes four plungers: 12.6mm, 15.8mm, 19mm & 22mm



<b>62-12016</b>	<b>49.95</b>	L
-----------------	--------------	---

## SNAP RING PLIERS

- Does both inside and outside opening snap rings or clips
- Includes 3 extra sets of tips, 1 additional straight tip and 2 offset or angled tips



678186 15.99 E

## PISTON RING INSTALLER

- Installs and removes piston rings 3/64" through 1/4"
- Comfortable vinyl grip handles



W80575 6.95 G



## COMBINATION INTERNAL/EXTERNAL SNAP RING PLIERS

- Internal and external pliers
- Includes straight, 90 degree and 45 degree tips



1725 11.30 G



## HEAVY DUTY 3 JAW GEAR PULLERS

- Heavy duty drop forged steel
- Heat treated for maximum strength
- Jaws plated for corrosion resistance
- Reversible jaws for multiple applications



4"	9020	14.95	B
6"	9021	20.95	B
8"	9022	30.95	B



## PISTON RING COMPRESSOR

- Use to install pistons on most passenger cars
- Positive compression and adjustable friction brake
- Instructions included
- Band Diameter
- Sizes:
  - SAE 2-1/8" to 5"
  - (Metric 53 to 127mm)



260096 15.95 G



## PISTON PIN PULLER

- Remove or install piston wrist pins easily with this puller from SLP
- The body of this puller is made of a special high strength composite which eliminates marking, scarring or distortion of the piston
- The face of the body of this puller is specially designed to bridge recessed wrist pin bosses found on late model pistons in order to provide a straight, precise pull each and every time
- It is provided with three different sizes of nuts, which fit wrist pins from 15mm thru 24mm



SP20181 59.95 B



## SMALL ENGINE CYLINDER HONE



- Piston cylinder hone 2" - 7"
- Flexible shaft
- Adjustable honing tension
- 2" to 7" diameter range (50.8-177.8mm)
- 2" through 4" and 4" through 7" settings
- Three 220 grit 3" stones



Cylinder Hone W80560 36.95 G

Set of 3 Repl. Stones W80561 12.45 G

- accessories
- body
- handlebar & grips
- cables & levers
- exhaust
- engine
- fuel & intake
- electrical & ignition
- clutch
- drive
- bearings
- brakes
- steering & suspension
- tires

tools & shop

accessories  
body  
handlebar & grips  
cables & levers  
exhaust  
engine  
fuel & intake  
electrical & ignition  
clutch  
drive  
bearings  
brakes  
steering & suspension  
tires  
tools & shop

## SPARK PLUG GAPPER

- Spark plug gap gauge
- Easy to read markings to set gaps quickly and easily
- Tapered hole adjusts electrode
- SAE .020" to .100"
- Metric 0.5 to 2.5mm
- Display packaged



**W80535 1.20 G**



## SPARK PLUG GAP GAUGE

- Spark plug gauge and gap tool
- Accurately set spark plugs with electrode tool included
- 7 durable round wire blades in decimal and metric sizes
- SAE Sizes: .020", .025", .028", .030", .032", .035" and .040"
- Metric Sizes: .50, .63, .71, .76, .81, .89, 1.00mm




**W162 2.30 G**



## SPARK PLUG GAUGE

- Spark plug gauge
- 8 Blades
- Decimal and metric sizes
- Electrode adjuster




- SAE Sizes: .015", .018", .020", .025", .028", .030", .035" and .040"
- Metric Sizes: .40, .45, .50, .64, .70, .75, .90 and 1.00 mm

**W127 4.55 G**



## SPARK PLUG THICKNESS GAUGE

- 32 blades
- .010" brass blade for transistorized ignitions
- SAE Sizes: .0015, .002, .0025, .003, .004, .005, .006, .007, .008, .009, .010, .011, .012, .013, .014, .015, .016, .017, .018, .019, .020, .021, .022, .023, .024, .025, .026, .028, .030, .032, .035 inch
- Metric Sizes: .04, .05, .06, .08, .10, .13, .15, .18, .20, .23, .25, .28, .30, .33, .35, .38, .40, .43, .45, .48, .50, .53, .55, .58, .60, .63, .65, .70, .75, .80, .88mm



**W125 6.60 G**



## SPARK PLUG HOLE THREAD CHASER

- Quickly & easily cleans dust, carbon & metal particles from spark plug hole
- 18mm turn with 13/16" deep socket
- Display packaged



**W80539 7.25 G**



## SPARK PLUG THICKNESS GAUGE

- 15 blades
- Decimal and metric sizes
- 3" steel rule



- SAE Sizes: .002, .003, .004, .005, .006, .008, .011, .012, .013, .014, .016, .018, .020, .022 and .025 inch
- Metric Sizes: .05, .08, .10, .13, .15, .20, .28, .30, .33, .35, .40, .45, .50, .55 and .63mm

**W131 4.30 G**



## SPARK PLUG WRENCH

- 12mm wrench - Fits all "D" size NGK spark plugs
- Zinc Plated
- 4-5/8" in length



**EM04110 4.95 L**



## HEAVY DUTY SPARK PLUG WRENCH

- 10mm - 14mm
- 3 way tip to fit all ATV spark plugs
- Chrome finish
- 2-7/8" in length



**EM04100 4.95 L**



## SPARK PLUG WRENCH

- Cast, chrome finished
- Combination wrench fits 14mm or 18mm spark plugs



**LP15849 5.95 L**



## RATCHET SPARK PLUG WRENCH

- Designed to fit where there is limited space on many water-cooled 2-stroke machines
- Ratchet mechanism works one way
- Fits standard 13/16" plugs



**678147 15.99 E**



## SPARK PLUG WIRE TESTER

- Identifies damaged spark plug wire easily by moving tool along wire towards spark plug
- Tester light flashes in sync with spark plug firing until it runs across a break in wire



W80530 8.30 G

## ECONOMY IGNITION TESTER


An easy to use, time saving piece of shop equipment



1754 11.20 G

## IGNITION/SPARK PLUG TESTER

- Checks the integrity of the electrical ignition and magneto/coil ignition systems of lawn mowers, boat motors, motorcycles and automobiles
- Checks both current and voltage and will indicate fouled electrodes
- E-Z view LED and neon lamps for easy accurate reading, pocket size



7731 9.95 H

## BATTERY TERMINAL CLEANER

- All metal construction
- Quality stainless steel brushes
- Cleans both battery post and terminals



W147 2.60 G

## DEGREE WHEEL

- Manufactured from .052 in. thick aluminum with a 6 3/4" outside diameter and a 6mm center hole
- Black anodized finish with easy to read numbers
- Check or set ignition and/or cam timing
- May be used on 2 & 4-stroke engines



678092 14.99 E

## DUAL IGNITION SYSTEM TESTER

- Test the integrity and strength of your ignition system
- Spark plug gap is adjustable from 0mm to 10mm
- The larger the gap our ignition will jump, the stronger your system is
- Will test the ignition on most motorcycles, watercraft, ATVs and snowmobiles



678122 10.50 E

## BATTERY/ALTERNATOR VOLTAGE CHECKER

- For all 12 volt systems
- Easy to read LED lights
- Shows battery state-of-charge and level of alternator output



W2980 9.95 G

## POCKET MULTI-TESTER

- Tests AC and DC circuits
- Volt and ohm analyzer
- Includes batteries and instructions



W2979 12.00 G

## DIGITAL MULTI-TESTER

- Features AC and DC volt measurement, DC current measurement, resistance measurement, diode test and Ohms
- LCD, on/off switch and two 32" test leads
- Low battery and over range indicators
- Automatic zero adjust
- 9V battery included



W2974 14.40 G

## TUBE STYLE BATTERY TESTER

- Precision calibrated
- Color coded indicator float
- Acid resistant



W1653 4.15 G

## DELUXE 12 VOLT TESTER

- Checks 12 volt accessory circuit
- For autos, trucks, trailers and boats
- Test lead with alligator clip



W2975C 3.15 G

## 12 VOLT HEAVY DUTY CIRCUIT TESTER

- Heavy duty test lead with spring clip
- Tests 6, 12 and 24 volt AC and DC circuits
- Reinforcing spring prevents damage to test lead at base of handle



W2981 6.75 G

- accessories
- body
- handlebar & grips
- cables & levers
- exhaust
- engine
- fuel & intake
- electrical & ignition
- clutch
- drive
- bearings
- brakes
- steering & suspension
- tires

tools & shop

- accessories
- body
- handlebar & grips
- cables & levers
- exhaust
- engine
- fuel & intake
- electrical & ignition
- clutch
- drive
- bearings
- brakes
- steering & suspension
- tires
- tools & shop



# JUMPER/BOOSTER CABLES



## SUPER-DUTY BOOSTER CABLES

- 55% more power than 10 gauge cables
- Patent pending Cinch-Lock™ Technology for safer and easier jump starts

**232025 35.95 G**



## JUMPER CABLES

- Easy to use, easy to store
- Convenient storage bag
- Heavy duty, 8 ft., 8-gauge cables won't stiffen or freeze
- Tangle resistant, encased rubber grips for safer use



**920-228 25.95 E**

## BATTERY JUMPER CABLE SET

- 64" long
- 10 gauge
- Color coded terminal
- Clamps for safe and secure handling
- Display packaged



**EM96300 12.95 L**

## BATTERY JUMPER CABLES

- Conveniently sized for motorcycle-to-motorcycle jump start
- Five feet in length
- Heavy-duty alligator clips are color-coded red and black
- Conductor wire is firmly soldered to clamp for durability and reliability

**142500 15.99 E**



## HOUR METERS • MINI TACH • STOP WATCH

### HOUR METER


- Track service life of your vehicle: oil changes, valve adjustments, spark plugs, etc.
- Easy installation - peel and stick, no wiring necessary, or attach with enclosed hardware, and no battery required, connects to spark plug wire
- Works on any gas engine
- Records and displays to 9,999.9 hours
- Hour glass symbol appears and flashes on/off to indicate counting time
- Automatic roll over
- 100% epoxy encapsulated casing resists water
- One year warranty



**HL8063 35.99 G**

### RE-SETTABLE HOUR METER DIRT BIKE, ATV & SNOWMOBILES

- Use on any gasoline engine 2/4 stroke
- Flashes "Clean Air Filter" at 5 hours
- Flashes "Change Oil" every 10 hours
- Flashes "Valve Service" every 20 hours
- All services count down the last 10 hours
- Easily reset with a touch of a button
- Timer Mode allows you to record individual sessions
- Total hours accumulated is not resettable



**HL8067 39.99 G**

### HOUR/TACH METER

- Has same features as hour meter plus tachometer feature
- Works on any gas engine up to 2 cylinders and 9000 rpm
- Firing pattern 1 spark = 1rpm
- Resolution 10 RPMs
- Maximum RPMs 9000
- Suitable for all single and twin, two or four cycle gasoline engines operation within specified tachometer firing pattern



**HL8061 35.99 G**

### VIBRATION METER

- Track service life of all non-engine applications - automatic vibration activated recording
- Easy installation - peel and stick, no wiring necessary, or attach with enclosed hardware
- Records and displays to 9,999.9 hours
- Hour glass symbol appears and flashes on/off to indicate counting time
- Automatic roll over / Resolution 0.1 hour
- 100% epoxy encapsulated casing resists water
- No power required - sealed waterproof lifetime battery



**HL8065 47.40 L**

### ROBIC STOP WATCH

- Easy to use timer allows you to focus on the event or activity
- Includes Event-Lap/Split Lap Counter
- Ultra precise multi-mode stopwatch with memory recall and lap counter
- Lap, split or event timing
- Five memory recall
- Auto lap counter up to 99
- Auto lap/Split release
- 1st-5th place times
- Water resistant to 30 meters
- Break-Away safety lanyard
- Uses CR-2032 Lithium battery



**HL8100 35.99 L**

### MINI TACH

- The ultimate tuning device
- Accurately records up to 10,000 RPMs and also meters total engine run time
- Will work on all 1 or 2 cylinder 4-stroke engines with electronic ignition.
- Installs in just minutes with no special tools or mechanical experience



**770295 69.95 G**

### HOUR/TACH ADJUSTABLE METER

- Includes log book to track your service and settings
- Adjustable input and re-settable Max RPM
- Works on all gasoline engines
- No battery or ground wire required
- Easy installation
- 100% epoxy encapsulated cases are water resistant
- Record and display in increments of .01 hours up to 9,999.9 hours
- Hourglass symbols appear and flash on/off to indicate counting time
- Automatic roll-over



**109000 36.95 G**

### HOUR METER

- Includes log book to track your service and settings
- Adjustable input and re-settable Max RPM
- Works on all gasoline engines
- No battery or ground wire required
- Easy installation



**109002 36.95 G**

### INSTRUMENT STYLE BRACKET



- Fits standard Wiseco hour meter or tachometer



**109001 9.95 G**

- accessories
- body
- handlebar & grips
- cables & levers
- exhaust
- engine
- fuel & intake
- electrical & ignition
- clutch
- drive
- bearings
- brakes
- steering & suspension
- tires


tools & shop

## 12V AUXILIARY POWER SOURCES

The following items provide a dependable source of power for electrical accessories using a standard adapter plug. For spotlights, tire pumps, GPS, cell phones etc. Can be installed on any 12V system such as snowmobiles, ATVs, tractors, boats, vehicles, motor homes etc.

### 12-VOLT 3-WAY OUTLET

- 12-volt DC accessory plug
- Built-in 10 amp fuse protects against overload
- Useful for multiple 12-volt accessories: cell phone charger, GPS, laptop, strobe light
- Retail packaged



**BY5601 6.45 G**

### POWERPOINT 12 VOLT POWER OUTLET W/RELAY

- Wire length 150cm
- Mounts to your handlebars or can be installed without handlebar clamp; includes everything needed to install
- 100% waterproof



**120140 48.95 L**

### EXTENSION POWER CORD

- With On/Off switch
- Can take up to 12 amp and 150 watts of current



**621201 9.95 L**

### POWER OUTLET

- 12 Volt power outlet. Requires 12 volt battery source
- Fits all Ski-Doo models plus many others
- Replaces Ski-Doo #861-5072-00



**571085 13.95 L**

### 9 FOOT POWER OUTLET

- Clips to any 12 volt battery
- Perfect item to plug in spotlights, cell phones, etc. 3 foot cord and 15 amp safety fuse



**621203 6.95 L**

### DUAL POWER OUTLET

- The perfect solution when you want to plug in several items at one time.



**621202 9.95 L**

### CIGARETTE LIGHTER

- Moisture-resistant lighter designed for all weather use in an open space
- Clamp-on design fits almost anywhere



**EM44410 16.95 L**

### UNIVERSAL DC CONNECTOR

- Will fit your electric shields, handlebar grip heater, hot socks, phone bags, etc. RCA standard; with dash adapter



**621601 6.95 L**

### CIGARETTE LIGHTER WITH MAP LIGHT


- 30" extension with combination lighter/map light
- Plugs into lighter socket
- Comes with hang clip



**EM44420 14.95 L**

### EMERGENCY CELL PHONE CHARGER

- Features 2 bright white LEDs
- Provides limited battery charge for emergency situations
- Charger specifications: Input voltage is 1.2 to 1.5 volts
- Output voltage is 5.7v +/- 5%
- Charging time is 1 to 3 hours (varies by phone, battery levels and capacity)
- Typical efficiency is 88 to 93%
- Includes 7 adaptors for Nokia, Samsung, Sony Ericsson, Apple, Blackberry and Motorola brand cell phones



**260077 10.60 G**



### RCA JACK DUAL SPLITTER

- Converts any single-output RCA power source into two power ports
- Works great when you need to operate communication systems, heated helmet shields and other electrical accessories



**120142 5.95 L**

### CIGARETTE LIGHTER POWER PORT

Equipped with an LED power-alert, RCA output jack



Replaceable 10 Amp Fuse **120120 9.95 L**  
Non-replaceable Fuse **621200 7.95 L**

### CIGARETTE LIGHTER POWER PORT

- Equipped with an LED power-alert & USB output jack



**120141 13.95 L**



## CARBURETOR LEAK DETECTOR

- Provides a simple method of checking needle and seat pressure as well as impulse diaphragms, etc.



LD1075 56.95 G

## CARBURETOR VACUUM SYNCHRONIZER

### FOR BALANCING MULTIPLE CARBURETORS

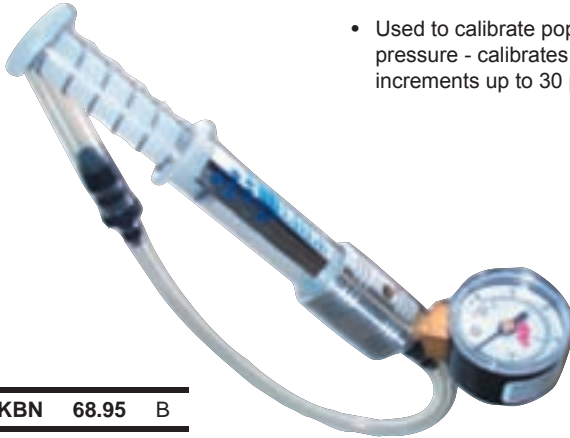
- This precision instrument gives mechanics and techs a visual method of balancing carburetors with a high degree of accuracy



ED4027 52.95 D

## POP OFF GAUGE

- Used to calibrate pop off pressure - calibrates 1/2 psi increments up to 30 psi



MKBN 68.95 B

## COMPRESSION TESTER 0-300 PSI

- Tapered rubber tip fits all common spark plug holes
- Large easy to read gauge
- SAE (0 PSI to 300 PSI) and Metric (1 to 21 kg/cm<sup>2</sup>)



260097 19.95 G



## TWO-STROKE LEAK DOWN TESTER (DETECTOR)

- Designed to check for air leaks in 2-stroke engines
- Includes air pressure gauge, pump-up bulb and most fittings and adapters for single and twin cylinder 2-stroke motorcycle engines
- Packed in a convenient carry box, complete with instructions



678071 308.99 E

## CARBURETOR POCKET TUNER

- Pocket size calculator used to determine required jetting changes in carburetors due to changes in temperature and altitude



MK550 7.20 G

## COMPRESSION TESTER

- Designed to check cylinder compression
- Contains hoses for 10mm, 12mm and 14mm spark plug applications
- Features a quick disconnect with a pressure release valve and a 3000 lb. gauge
- Packed in a convenient carry box, complete with instructions



678188 119.99 E

- accessories
- body
- handlebar & grips
- cables & levers
- exhaust
- engine
- fuel & intake
- electrical & ignition
- clutch
- drive
- bearings
- brakes
- steering & suspension
- tires

tools & shop

- accessories
- body
- handlebar & grips
- cables & levers
- exhaust
- engine
- fuel & intake
- electrical & ignition
- clutch
- drive
- bearings
- brakes
- steering & suspension
- tires
- tools & shop

## MAIN JET WRENCH & CARRIER

- Rubber cap holds spare main jets in handle
- Aftermarket



6mm hex    **678023**    5.50    E

## MIKUNI SPARE JET CARRIER

- Store 19 spare main jets in a molded neoprene rubber carrier complete with special jet removal tool (LP15859)
- Carrier may be placed in tool box without loss or damage to precision jets



LP07301    7.95    L

## MIKUNI CARB TOOL KIT

- Service tool kit includes all tools necessary to service Mikuni carburetors



Genuine Mikuni	<b>VMTK</b>	29.65	D
Imported	<b>LP15866</b>	14.95	L

## FCR CARB TOOL

- Contains longer bits for reaching into recessed cavities to adjust Keihin FCR carburetors
- Ideal for trail riders and garage mechanics alike
- Includes 6mm hex for main jets, long-reach straight slot for pilot jets and a 3mm Allen for float bowl removal



**678181**    16.50    E

## CARB ADJUSTING TOOL

- Designed for multi-units
- Fits both Mikuni and Keihin carburetors
- 11" long, made of alloy steel



**678022**    18.99    E

## SYNCPRO CARB TUNER

- Precise four channel vacuum indicator designed specifically for intake synchronization of engines with multiple carburetors or throttle bodies (max vacuum range 40cm Hg)
- New mercury-free design uses non toxic manometer fluid
- For use with any 2, 3 or 4 cylinder four stroke motorcycles
- Spill proof design means the tool can be stored in a horizontal or vertical position
- Rugged, impact resistant ABS enclosure with convenient storage area for adapters
- Includes manometer fluid, hoses, 5mm adapters, in-line restrictors and instructions
- Unaffected by barometric pressure changes
- Includes hang hook to clip onto the handlebars for easy use
- Easy to read scale for precise synchronization
- Rubber feet on enclosure bottom helps prevent sliding
- Optional 6mm adapters are available for use on most Yamaha models
- 5mm adapters are used on many Honda and Suzuki models
- Most Kawasaki models do not need adapters



**678411**    102.99    A

## 6MM CARB ADAPTOR SET

- Replacement carb adaptor set for use with vacuum carb synchronization tools



**678040**    10.50    E

## SYNC PROMANOMETER FLUID REFILL

- Non-toxic / Mercury free
- Motion Pro blue color
- SyncPro Manometer Fluid Refill does NOT work with older Motion Pro mercury carburetor synchronizers



**678415**    6.99    E

## SHOCK SPANNER PUNCH

- Ideal tool for turning hard to reach lock ring and preload ring on rear shocks
- Angled brass tip gives secure bite and protects ring from damage
- Heavy duty construction
- Long shaft to reach hard to get at shocks



143457 17.99 E



## NITROGEN SHOCK GAUGE & FILLER

- 300 PSI capacity
- Bleeder valve & T-handle plunger pin chuck
- Swivel chuck has a 12" flexible hose
- Instructions, carrying box and Schrader valve extension included (required on some Showa shocks)



680072 233.99 D

## 90 DEGREE 1/4 INCH HEX DRIVER

- Precision made of aircraft grade aluminum and stainless steel
- Designed for hard-to-reach areas and air/fuel mixture screws on multi-cylinder motorcycles
- Gear driven 1/4" hex drive
- Includes five 1/4" hex drive bits (all 1 1/2" long) - Straight-slot, Phillips, D-shaped air/fuel mixture screw bit, 6 mm hex jet bit and 1/4" -hex-to- 1/4" -drive bit
- Can be used with any 1/4" or 6mm hex bits
- Strongest tool of its type on the market
- Max torque is 60 in. lbs.
- 17.5" long
- Replaceable drive gears
- Limited 1-year warranty
- Replaces OEM Harley-Davidson® #HD-33413-A



142164 76.99 E

- accessories
- body
- handlebar & grips
- cables & levers
- exhaust
- engine
- fuel & intake
- electrical & ignition
- clutch
- drive
- bearings
- brakes
- steering & suspension
- tires

tools & shop

# TOOLS & SHOP

- accessories
- body
- handlebar & grips
- cables & levers
- exhaust
- engine
- fuel & intake
- electrical & ignition
- clutch
- drive
- bearings
- brakes
- steering & suspension
- tires
- tools & shop

## HARDWARE ASSORTMENTS



**200 PC SPRING ASSORTMENT**



W5200 9.05 L

**560 PC COTTER PIN ASSORTMENT**



W5205 10.70 L

**150 PC COTTER PIN ASSORTMENT**



W5206 14.20 L

**300 PC E-CLIP ASSORTMENT**



W5208 10.20 L

**150 PC HAIR PIN ASSORTMENT**



W5210 9.20 L

**300 PC SNAP RING ASSORTMENT**



W5212 9.50 L

**160 PC WIRE TERMINAL ASSORTMENT**



W52131 17.10 L

**70 PC GREASE FITTING ASSORTMENT**



W5215 15.20 L

**720 PC WASHER ASSORTMENT**



W5218 7.95 L

**200 PC HEX HEAD DRILL SCREW ASSORTMENT**



W5220 10.90 L

**347 PC NUT & BOLT ASSORTMENT-SAE**



W52211 7.30 L

**347 PC NUT & BOLT ASSORTMENT-METRIC**




W52221 7.30 L

**500 PC RIVET ASSORTMENT**



W5228 14.95 L

**150 PC WING NUT ASSORTMENT**



W5219 13.10 L

**1200 PC NUT, BOLT, & WASHER ASSORTMENT**



W5226 39.95 L

**285 PC MULTI-USE ELECTRICAL REPAIR KIT**



W5207 38.60 L

**120 PC FUSES**



W5368 13.95 L

**26 PC HOSE CLAMPS**



W5348 8.95 L

## METRIC KIT REPLACEMENT HARDWARE

Priced per package • Sold in packages of 10 only • All the popular metric nuts, bolts & washers that fit your atv, motorcycle and snowmobile

PART #	DESCRIPTION & (HEAD SIZE)		PART #	DESCRIPTION & (HEAD SIZE)		PART #	DESCRIPTION & (HEAD SIZE)	
MP0005	Nut, 5mm (8mm)	0.80 G	MP0110	Nut, Flange 10mm (14mm)	2.86 E	MP0206	Nut, Nylock 6mm (10mm)	1.23 E
MP0006	Nut, 6mm (10mm)	1.23 E	MP0112	Nut, Flange 12mm (17mm)	3.83 E	MP0208	Nut, Nylock 8mm (12mm)	1.89 E
MP0008	Nut, 8mm (12mm)	1.57 G	MP0405	Nut, Acorn 5mm (8mm)	1.70 G	MP0210	Nut, Nylock 10mm (14mm)	3.52 E
MP0010	Nut, 10mm (14mm)	1.89 E	MP0406	Nut, Acorn 6mm (10mm)	2.51 E	MP1004	Washer, Flat 4mm	0.60 G
MP0012	Nut, 12mm (17mm)	3.83 E	MP0408	Nut, Acorn 8mm (13mm)	2.23 E	MP1005	Washer, Flat 5mm	0.69 H
MP0306	Nut, Fuji-Lock 6mm (10mm)	3.83 E	MP0410	Nut, Acorn 10mm (14mm)	4.17 G	MP1006	Washer, Flat 6mm	0.92 E
MP0308	Nut, Fuji-Lock 8mm (13mm)	4.99 G	MP0412	Nut, Acorn 12mm (17mm)	5.14 G	MP1008	Washer, Flat 8mm	1.57 G
MP0310	Nut, Fuji-Lock 10mm (17mm)	6.50 G	MP36251	Washer, fender 6mm	1.57 G	MP1010	Washer, Flat 10mm	1.57 G
MP0312	Nut, Fuji-Lock 12mm (19mm)	13.26 E	MP38251	Washer, fender 8mm	1.49 G	MP1012	Washer, Flat 12mm	1.75 G
MP2004	Washer, Lock 4mm	0.89 G	MP0610	Bolt, m6x10 (10mm)	1.60 G	MP0415	Bolt, m4x15 (12mm)	1.35 G
MP2005	Washer, Lock 5mm	1.71 G	MP0615	Bolt, m6x15 (10mm)	1.75 G	MP0425	Bolt, m4x25 (12mm)	3.55 L
MP2006	Washer, Lock 6mm	1.25 G	MP0620	Bolt, m6x20 (10mm)	1.99 G	MP0810	Bolt, m8x10 (12mm)	4.17 G
MP2008	Washer, Lock 8mm	2.15 G	MP0625	Bolt, m6x25 (10mm)	1.99 G	MP0815	Bolt, m8x15 (12mm)	3.30 G
MP2010	Washer, Lock 10mm	1.80 G	MP0630	Bolt, m6x30 (10mm)	2.35 G	MP0820	Bolt, m8x20 (12mm)	3.25 G
MP2012	Washer, Lock12mm	3.55 G	MP0635	Bolt, m6x35 (10mm)	2.49 G	MP0825	Bolt, m8x25 (12mm)	3.49 G
MP0520	Bolt, m5x20 (8mm)	1.49 G	MP0640	Bolt, m6x40 (10mm)	2.75 G	MP0830	Bolt, m8x30 (12mm)	3.50 G
MP0525	Bolt, m5x25 (8mm)	1.59 G	MP0645	Bolt, m6x45 (10mm)	4.17 G	MP0835	Bolt, m8x35 (12mm)	5.80 G
MP0530	Bolt, m5x30 (8mm)	4.05 L	MP0650	Bolt, m6x50 (10mm)	2.50 G	MP0840	Bolt, m8x40 (12mm)	4.50 G
MP1020	Bolt, m10x20 (14mm)	7.59 G	MP1220	Bolt, m12x20 (17mm)	14.20 L	MP0845	Bolt, m8x45 (12mm)	6.43 E
MP1025	Bolt, m10x25 (14mm)	7.74 G	MP1230	Bolt, m12x30 (17mm)	16.15 L	MP0850	Bolt, m8x50 (12mm)	5.60 G
MP1030	Bolt, m10x30 (14mm)	8.64 E	MP1816	Bolt, Flange m8x16 (10mm)	2.99 G	MP2610	Screw, Allen Head m6x10	2.80 G
MP1035	Bolt, m10x35 (14mm)	9.99 G	MP1820	Bolt, Flange m8x20 (10mm)	2.99 G	MP2612	Screw, Allen Head m6x12	2.74 G
MP1040	Bolt, m10x40 (14mm)	11.39 G	MP1825	Bolt, Flange m8x25 (10mm)	3.49 G	MP2616	Screw, Allen Head m6x16	3.11 G
MP1045	Bolt, m10x45 (14mm)	12.50 G	MP1830	Bolt, Flange m8x30 (10mm)	3.50 G	MP2618	Screw, Allen Head m6x18	3.46 E
MP1050	Bolt, m10x50 (14mm)	12.50 G	MP1835	Bolt, Flange m8x35 (10mm)	3.99 G	MP2620	Screw, Allen Head m6x20	3.46 E
MP1610	Bolt, Flange m6x10 (8mm)	1.99 G	MP1840	Bolt, Flange m8x40 (10mm)	3.99 G	MP2625	Screw, Allen Head m6x25	3.80 G
MP1616	Bolt, Flange m6x16 (8mm)	2.25 G	MP1850	Bolt, Flange m8x50 (10mm)	5.25 G	MP2630	Screw, Allen Head m6x30	4.17 G
MP1620	Bolt, Flange m6x20 (8mm)	2.35 G	MP3608	Screw, Pan Head m6x8	1.99 G	MP2635	Screw, Allen Head m6x35	4.85 G
MP1625	Bolt, Flange m6x25 (8mm)	2.30 G	MP3612	Screw, Pan Head m6x12	2.25 G	MP2640	Screw, Allen Head m6x40	4.85 G
MP1630	Bolt, Flange m6x30 (8mm)	2.65 G	MP3616	Screw, Pan Head m6x16	2.25 G	MP2645	Screw, Allen Head m6x45	5.20 G
MP1635	Bolt, Flange m6x35 (8mm)	2.75 G	MP3618	Screw, Pan Head m6x18	3.99 G	MP2650	Screw, Allen Head m6x50	5.57 G
MP1640	Bolt, Flange m6x40 (8mm)	2.49 G	MP3620	Screw, Pan Head m6x20	2.75 G	MP2655	Screw, Allen Head m6x55	5.92 E
MP1645	Bolt, Flange m6x45 (8mm)	2.99 G	MP3625	Screw, Pan Head m6x25	2.99 G	MP2660	Screw, Allen Head m6x60	6.75 G
MP2820	Screw, Allen Head m8x20	5.80 G	MP3630	Screw, Pan Head m6x30	3.25 G	MP2665	Screw, Allen Head m6x65	7.05 G
MP2825	Screw, Allen Head m8x25	6.29 E	MP3635	Screw, Pan Head m6x35	3.60 G	MP2670	Screw, Allen Head m6x70	7.50 G
MP2830	Screw, Allen Head m8x30	6.99 G	MP3640	Screw, Pan Head m6x40	3.99 G	MP3510	Screw, Pan Head m5x10	1.25 G
MP2835	Screw, Allen Head m8x35	5.50 G	MP3645	Screw, Pan Head m6x45	4.10 G	MP3512	Screw, Pan Head m5x12	1.75 G
MP2840	Screw, Allen Head m8x40	5.89 G	MP3650	Screw, Pan Head m6x50	4.39 G	MP3516	Screw, Pan Head m5x16	1.99 G
MP2845	Screw, Allen Head m8x45	6.20 G	MP3655	Screw, Pan Head m6x55	7.74 G	MP3520	Screw, Pan Head m5x20	2.25 G
MP0105	Nut, Flange 5mm (8mm)	0.99 G	MP3660	Screw, Pan Head m6x60	8.20 G	MP3525	Screw, Pan Head m5x25	2.35 G
MP0106	Nut, Flange 6mm (10mm)	1.57 G	MP0204	Nut, Nylock 4mm (7mm)	0.99 G	MP3530	Screw, Pan Head m5x30	2.49 G
MP0108	Nut, Flange 8mm (12mm)	2.23 E	MP0205	Nut, Nylock 5mm (8mm)	0.99 G			

- accessories
- body
- handlebar & grips
- cables & levers
- exhaust
- engine
- fuel & intake
- electrical & ignition
- clutch
- drive
- bearings
- brakes
- steering & suspension
- tires
- tools & shop

### TOOL PACK HARDWARE KIT CARD OF 12 PACKS

- Display holds 12 hardware kits
- Kits have 22 pieces that contain nuts, bolts, and washers most commonly needed for Off-Road/MX repairs
- Designed for modern off-road, MX and Dual Sport motorcycles
- Developed to carry in your T6 Tool Pack for trail side repairs, but equally as useful in your toolbox

**MP1200 59.88 G**



### METRIC HARDWARE KITS & REPLACEMENT HARDWARE

- Kits feature grade 5 hardware with a zinc finish
- Sold in an adjustable section box measuring 13.5" x 9.25"

**ALL KITS ARE 250 PIECES**

PART #	DESCRIPTION	
MP0200	Hardware Kit, Standard Metric Bolts: An assortment of 6mm bolts from 6x10 through 6x45, 8mm bolts 8x10 through 8x50 & 10mm bolts 10x20 through 10x50 (all in 5mm increments)	134.99 G
MP0100	Hardware Kit, Metric Nuts: An assortment of standard, nylock, flange, fuji lock and low dome acorn nuts	99.99 G
MP0400	Hardware Kit, Allen Bolts: An assortment of 6mm allen head bolts from 6x10 through 6x70, 8mm allen head bolts from 8x20 through 8x45 (all in 5mm increments)	129.99 G
MP0300	Hardware Kit, Flange Head Bolts: An assortment of 6mm flange head bolts from 6x10 through 6x45 and 8mm flange head bolts from 8x16 through 8x50 (all in 5mm increments)	51.99 G
MP0000	Hardware Kit, Washers: An assortment of flat & lock washers from 4mm through 12mm. Includes 6mm (19mm outside dia.) and 8mm (22mm outside dia. fender washers)	49.99 G
MP0500	Hardware Kit, Pan Head Screws: Assortment of 5mm pan head screws from 5x10 through 5x30 (in 5mm increments) 6mm pan head screws including 6x8, 6x12, 6x16, 6x18, then 6x20 through 6x60 (in 5mm increments)	78.99 G
MP1100	Hardware Kit, Off-road: All essential fasteners for an off-road mechanic's shop	42.99 E



SAFE WORK ENVIRONMENTS ARE EXPECTED TODAY! THAT DOES NOT HAVE TO MEAN THAT SAFETY PRODUCTS CANNOT BE BOTH DESIRABLE AND STYLISH. IN FACT SOME SAFETY PRODUCTS HAVE CLEARLY CROSSED THE LINE BETWEEN "HAVE TO WEAR" AND "WANT TO WEAR".

- accessories
- body
- handlebar & grips
- cables & levers
- exhaust
- engine
- fuel & intake
- electrical & ignition
- clutch
- drive
- bearings
- brakes
- steering & suspension
- tires
- tools & shop

## RANGER POLYCARBONATE FRAME/LENS

- Functional safety glasses never go out of style
- Complete protection at a very economical price
- The design incorporates side shields and brow protection
- Lens made from uncoated Polycarbonate, and it provides excellent impact resistance, as well as 99.9% UV protection
- Amber lens improves contrast at dusk or in overcast conditions
- Fits over many prescription glasses
- Ranger complies with ANSI Z87.1-2003 (Z87+) and CE-EN-166



Clear	<b>EV10C</b>	<b>2.45</b>	B
Amber	<b>EV10A</b>	<b>2.65</b>	B

## MAXIMUFF HIGH PERFORMANCE, ECONOMY EAR MUFF

- SuperSeal ear cushions for long term comfort
- A soft cushioned headband
- Self-aligning suspension, and easy adjustment
- 28 dB NRR, 30 dB SNR



<b>EV35</b>	<b>15.95</b>	B
-------------	--------------	---

## VALUEMUFF COMFORT AND PROTECTION

- Soft and pliable SuperSeal ear cushions
- Low headband force and light- weight, 6.8 oz.
- Easy adjustments with flexible slide clips
- Noise Reduction Rating down to 25 dB NRR - 28 dB SNR



<b>EV25</b>	<b>10.30</b>	B
-------------	--------------	---

## BLUE CORDED EAR PLUGS

- Cushioning foam, tapered pod design for easy insertion into any size ear canal
- Assures uncompromising seal
- Noise reduction rating of 32 db (decibels)



SAVE 10% WHEN YOU BUY 100!

<b>EV211</b>	<b>0.40</b>	B
--------------	-------------	---

## PROGUARD YELLOW SAFETY CAPS

- Elvex ProGuard safety caps offer the following features and benefits:
- The lightweight shell is made from tough Polyethylene
- ProGuard is available with pin-lock and two different ratchet suspensions
- The standard suspensions are made from flexible Polypropylene and have wide contact areas towards the head. This helps provide long term comfort and durability. A soft brow pad is standard.



<b>EV304</b>	<b>7.50</b>	B
--------------	-------------	---



## GO-SPECS™ LIGHTWEIGHT LIKE SAFETY GLASSES, SEALING LIKE GOGGLES

Elvex Go-Specs™ primary objective is to provide an extra measure of protection in dusty and dirty environments. Wind blown particles such as dust, sand, cement, chemicals can cause serious eye irritation and damage. In addition to this specialized task, Go-Specs offers a full range of features and benefits:

- Impact resistant molded lens with SuperCoat™ anti-fog coating
- 1.8 mm thick Polycarbonate lens with a base 6 curvature
- Polyurethane foam seal
- Angle adjustable temples
- 99% UV protection for UV A, B and C, 180-380 nm
- Tested to ANSI Z87 (+)
- High velocity impact resistant

Clear Anti-Fog	<b>EV401</b>	<b>10.20</b>	B
Gray Anti-Fog	<b>EV402</b>	<b>10.55</b>	B

## XENON ULTRA LIGHTWEIGHT DESIGN FOR COMFORT & STYLE

- Elvex Xenon safety glasses represent our most lightweight design. They are so lightweight that it is easy to forget that you have them on.
- Xenon fits smaller faces and female faces very well.
- Comfortable and stylish design
- In addition to its good looks Xenon offers a soft rubber nose bridge and colorful rubber inserts on the temples.
- Tested to ANSI Z87.1-2003 (Z87+), and to CE EN-166.

Clear	<b>EV141</b>	<b>2.75</b>	B
Clear Anti-Fog	<b>EV142</b>	<b>3.65</b>	B
Blue	<b>EV143</b>	<b>2.95</b>	B
Indoor/Outdoor	<b>EV144</b>	<b>3.40</b>	B
Gray	<b>EV145</b>	<b>2.95</b>	B
Gray Anti-Fog	<b>EV146</b>	<b>3.85</b>	B
Mirror	<b>EV147</b>	<b>3.40</b>	B



## ORBIT COOLEST STYLE YET

- Cool wrap design with straight temples
- Straight rubber tipped temples
- Tinted lens version have a shiny silver frame
- Complies with ANSI Z87+

Clear w/Graphite Frame	<b>EV361</b>	<b>5.75</b>	B
------------------------	--------------	-------------	---

## ELITE FOR THE STYLE CONSCIOUS

Styling aside, this frame offers a soft rubber nose bridge as well as rubber tipped temples. Complies to ANSI Z87.1-2003 (Z87+).

Clear w/Gray Frame	<b>EV2001</b>	<b>5.25</b>	B
Clear w/Blue Frame	<b>EV2002</b>	<b>5.25</b>	B
Gray Lens w/Black & Yellow Frame	<b>EV2003</b>	<b>5.50</b>	B
Indoor/Outdoor w/Gray Frame	<b>EV2004</b>	<b>5.95</b>	B



## TRIX HIGH STYLE COMBINED WITH LOW COST

Trix safety glasses provide style and comfort at a very affordable price.

- Available in the following lenses: clear, clear anti-fog, gray, indoor/outdoor and silver mirror
- All lenses provide 99% UV protection
- Universal length temples
- Complies with ANSI Z87.1-2003 (Z87+) and CE-EN-166

Clear	<b>EV171</b>	<b>3.10</b>	B
Clear Anti-Fog	<b>EV172</b>	<b>3.95</b>	B
NCB Gray	<b>EV173</b>	<b>3.30</b>	B
Indoor/Outdoor	<b>EV174</b>	<b>3.95</b>	B

- accessories
- body
- handlebar & grips
- cables & levers
- exhaust
- engine
- fuel & intake
- electrical & ignition
- clutch
- drive
- bearings
- brakes
- steering & suspension
- tires
- tools & shop

- accessories
- body
- handlebar & grips
- cables & levers
- exhaust
- engine
- fuel & intake
- electrical & ignition
- clutch
- drive
- bearings
- brakes
- steering & suspension
- tires
- tools & shop

## NITRILE GLOVES

- 100% synthetic nitrile polymer
- Superior puncture, tear and chemical resistance with excellent dexterity
- Latex free and powder free, eliminates potential allergic reactions to natural rubber latex protein
- Textured surface provides strong grip for both wet and dry applications
- Protects hands from oil and grease
- Universal fit for right or left hand



M	144295	13.99	E
LG	142516	13.99	E
XL	142517	13.99	E

## PERFORMANCE TECH WEAR MECHANIC GLOVES

- Protects hands from cuts, scrapes and burns
- Comfortable and durable
- Thick enough to protect and thin enough to handle small objects
- Soft, flexible fabric is breathable and easy to clean



Small	W88998	20.95	G
Medium	W88999	20.95	G
Large	W89000	20.95	G
X-Large	W89001	20.95	G



## SWIVEL SEAT BAR STOOL

- 30" high with 14" round padded seat that swivels 360°
- Durable vinyl covering
- Chrome plated tubular steel legs
- Non-slip rubber feet for stability



Great for your garage, game room, etc.

W85010	54.90	G
--------	-------	---



## ROLL - AROUND STOOL

- Pneumatic action adjusts seat to 20" height quickly & easily
- Convenient 15" diameter tool tray
- Shielded 2-1/2" casters
- Fully padded 12" diameter seat



W85008	51.60	G
--------	-------	---



## LED WORKLIGHT

- 24 super bright white LEDs
- Convenient built in hook
- Strong magnet attaches to almost any metal surface
- Swivel hook adjust to multiple angles and stores away easily
- Includes (3) AA batteries



W2424	16.50	G
-------	-------	---



## 5 LED MINI HEAD LAMP

- Adjustable elastic headband
- Adjusts 90° for use anywhere
- Easy on and off, just twist
- Spring loaded slip attaches to hats and other thin items
- Super bright LED's never need replacing
- Includes 2 CR2032 Lithium batteries



W2393	6.95	G
-------	------	---





## SUPER BRIGHT 9 BULB LED POCKET FLASHLIGHT

- 3 1/2" tall
- Super Bright Nichia LED never needs replacing
- Aluminum housing with camo pattern
- 55 lumens
- 3.5 hour run time
- 100m beam



Buy 16 and get a free display



W2452 5.95 G

## 55 LUMEN TACTICAL LED FLASHLIGHT

- Super Bright Nichia LED never needs replacing
- Anodized tactical aluminum housing
- Water and impact resistant
- 55 lumens, 3.5 hour run time, 100m beam
- Ring colors may vary



W2457 8.90 G

## POCKET LED FLASHLIGHT

- Black essential LED flashlight
- Super Bright Nichia LED never needs replacing
- Anodized aluminum housing
- 55 lumens, 3.5 hour run time, 100m beam



W2450 4.95 G

## 2-PACK 55 LUMEN LED FLASHLIGHT

- 2 pack essential LED Flashlights
- Super Bright Nichia LEDs never need replacing
- Anodized aluminum housing
- 55 lumens
- 3.5 hour run time
- 100m beam



W2459 10.95 G

## ALUMINUM LED FLASHLIGHT

- Super Bright Nichia LED never needs replacing
- Anodized aluminum housing
- 55 lumens, 3.5 hour run time, 100m beam
- Single LED Flashlight

(Our Choice of Color)



W2451 4.95 G

## NGK LED POCKET FLASHLIGHT

- 9 ultra-bright white LED's
- All lights continue to function even if one burns out
- AAA batteries included, not inserted
- 100,000 hours LED life cycle rating



228113 10.00 B

## 2 IN 1 LED LIGHT & LASER

- Flexible head super bright LED light
- Red laser pointer
- Pocket clip
- Magnetic base
- 3 bonus LR44 Batteries (6 batteries total)
- 2 in 1 Light & Laser (Our Choice of Color)



W2380 4.60 G

## 12 VOLT MINI SPOTLIGHT

- 10 watt bulb
- Plugs into 12V receptacle
- Retractable cable (approx. 10 ft.)
- Includes strong magnetic mount



W2376 7.10 G



- accessories
- body
- handlebar & grips
- cables & levers
- exhaust
- engine
- fuel & intake
- electrical & ignition
- clutch
- drive
- bearings
- brakes
- steering & suspension
- tires

tools & shop

accessories
body
handlebar & grips
cables & levers
exhaust
engine
fuel & intake
electrical & ignition
clutch
drive
bearings
brakes
steering & suspension
tires
tools & shop

## MAGNETIC TRAYS

- High quality heavy duty magnet
- Sticks to almost any metal surface
- Keeps small metal parts and tools from getting lost or misplaced
- Very handy even sideways or upside-down



6" Round	W1264	5.20	G
9.5" x 5.5" Oblong	W1265	11.10	G

## 3 PIECE INSPECTION TOOL SET

- Includes a lighted magnetic pick-up tool, telescoping inspection mirror and a mini magnetic parts tray
- Lighted magnetic pick-up tool: lifts up to 8 lbs., has a bright LED light; extends from 6-1/2" to 33"
- Telescoping inspection mirror: extends from 6-1/2" to 19" and has a 2" round mirror
- Both have a cushion grip handle and a handy pocket clip



W1932	14.40	G
-------	-------	---



## POCKET MAGNETIC RETRIEVER

- Extends from 4 3/4" to 18 1/2"
- Convenient pocket clip
- Easily retrieves small parts from confined areas



W1261	2.55	G
-------	------	---



## 8 LB. MAGNETIC PICKUP TOOL

- Heavy duty magnetic tip retrieves objects up to 8 lbs.
- Retriever extends over 24"
- Cushion grip handle
- Handy pocket clip




W9101	3.50	G
-------	------	---



## SWIVEL INSPECTION MIRROR

- 2" round mirror with multi-direction swivel for visual access to confined areas
- Chrome plated corrosion resistant shaft extends from 11-1/2" to 18"
- Vinyl grip



W1262	5.30	G
-------	------	---



## 2 PIECE SPECIALTY PICK SET

- Hardened tips and knurled center grips
- Also useful for retrieving small parts, nuts, washers, etc.
- Contains 90° double end scribe for etching metals and soft materials
- O-ring & Seal Pick for easily removing & installing O-rings & seals
- Carded



W80750	4.35	G
--------	------	---



## 8 PIECE SPECIALTY PICK & DRIVER SET

- Chrome vanadium steel shafts with magnetic tips
- High visibility PVC handles
- Contains: curved hook, offset 45° hook, 90° hook, straight pick, 1/8 in. slotted screwdriver, #0 Phillips screwdriver, T-15 star driver and T-20 star driver



W941	5.95	G
------	------	---



## CLAW & MAGNETIC RETRIEVERS

- Pick up small items from confined areas with its flexible shaft
- Strong durable magnets and powerful claws for easy retrieval
- Carded



24" Retriever Claw	W1184	2.95	G
24" Magnetic Retriever	W1182	3.10	G



## CARBON & GASKET SCRAPER

- Alloy steel construction
- Plated to resist corrosion



W234 5.35 G



## 1-1/4" RIGID OFFSET SS SCRAPER

- Perfect for removing gaskets, sealers & caked on materials
- Rigid stainless steel blade w/sharp chisel tip
- Ergonomic grip w/broad hilt for greater comfort & control
- Offset design for hard to reach areas



260072 5.95 G



## UTILITY KNIFE & BLADES

- 3 position retractable blade
- Extra blade included stores in handle
- Indispensable around the home, shop & office



Knife W745 4.10 L

Blades (5) W744 1.80 L

## MINI RAZOR SCRAPER

- Perfect at scraping labels & paint over spray off glass surface
- Tough polypropylene construction
- Protective safety cap
- Ergonomic grip for greater comfort & control
- Includes one standard razor blade



260060 2.95 G



## FOLDING LB UTILITY KNIFE



- Strength of a fixed blade w/convenience of pocket knife
- Change blades with the push of a button
- Compact design folds down to 3 9/16" for easy storage & portability
- Blade locks in open position for safety
- Handy belt clip
- Available in red or blue handle



RED HANDLE

260017 6.95 G



BLUE HANDLE

260018 6.95 G

## 15 IN 1 MULTI FUNCTION TOOL



W9321 18.95 G

- Compact 6 in. folding design deal for mechanics, campers, sportsmen and more
- Stainless steel blades and tools
- Lightweight aluminum handle with rubber grips for comfort
- Functions: standard pliers, long nose pliers, wire stripper, wire cutter, knife, saw, large slotted screwdriver, medium slotted screwdriver, small slotted screwdriver, Phillips screwdriver, can opener, serrated blade, fine edge, file, bottle opener

## MINI MULTI TOOL W/MERCH STRIP

- Stainless steel multi tool features spring loaded plier jaws, wire cutters, slotted and Phillips screwdrivers, knife blades, bottle opener, nail file and more
- Handy in your pocket, purse, glove box or tool kit
- Lightweight and durable



260058 10.95 G



## BREAKAWAY UTILITY KNIFE

- Retractable blade with automatic lock
- End cap detaches to safely break blade tips
- Yellow in color



W972 1.00 G



- accessories
- body
- handlebar & grips
- cables & levers
- exhaust
- engine
- fuel & intake
- electrical & ignition
- clutch
- drive
- bearings
- brakes
- steering & suspension
- tires
- tools & shop

accessories
body
handlebar & grips
cables & levers
exhaust
engine
fuel & intake
electrical & ignition
clutch
drive
bearings
brakes
steering & suspension
tires
tools & shop

## 100 PC 8" WHITE CABLE TIES

**260082 4.80 G**

- 100 piece cable ties
- 8" length
- Tensile strength 40 lbs.
- Resealable bag



## 100 PC 8" BLACK CABLE TIES

**260083 3.95 G**



## 50 PC 11" CABLE TIES

- 1/8" wide x 11" long
- 25 white and 25 black
- UL approved nylon



**260081 2.95 G**

## MULTI-PURPOSE CABLE TIES HANDY ASSORTMENTS FOR THE HOME, OFFICE, OR SHOP

- 1000 piece cable tie assortment
- Four lengths, color coded
- (500) 4", (100) 6", (300) 8" and (100) 12" cable ties
- Great for home, shop, office, RV, boat and so much more



**W2925 17.30 G**

## MULTI-PURPOSE CABLE TIES HANDY ASSORTMENTS FOR THE HOME, OFFICE, OR SHOP


250 Piece Package



**W2918 7.80 G**

## QUICK TIES

- Simple, secure, and strong
- Floats
- No knots, no stretching, no hooks to slip
- High density steel alloy core with high density foam coat
- Retail packaged
- 4 pack



**BY5480 5.65 G**

## 3 IN 1 STAPLER

- Easy slide open staple loading feature
- Easy smooth squeeze
- Handy storage case
- Includes 300 staples, 300 nails and 300 U-Shaped staples
- Comfort grip handle for extended use



**260076 15.95 G**

## PVC ELECTRICAL TAPE

- Black
- Heavy gauge 7 mil. thermo-plastic UL approved for insulation of splices in insulated conductors of 5000 volt rating



3/4" x 30' **W501 0.75 L**  
3/4" x 60' **W502 1.20 L**

## DUCT TAPE

- 1-7/8" x 30'
- Sold each



**W3103 2.40 G**

Popularity of these four models allows greater production economics without sacrifice of quality and we pass these savings on to you. The 400 Series clutches have more contact surface than most competitors. The 400 Series clutch has built-in staying power. Almost 3-3/4 square inches of steel friction material engagement shoe surface assures positive pulling power as long as the R.P.M. is in full contact range. There's no slipping when you need the "go-power". The 400 Series clutches have continued performance even when they were partly destroyed in torture tests. Bearings have been almost completely worn through by sand and the 400 Series continued to function.



**AUTOMATIC CENTRIFUGAL CLUTCHES**  
4 Cycle Bikes • Arctic Kitty Cat  
Single Sprocket Self-Contained Clutches

PART #	TYPE	TEETH	BORE	CHAIN	A	B	C	D
209760	39.65 E	CSC*	12	3/4	35	4"	1"	1.74 2.22

\* Comet Self Contained

CSC 400 SERIES  
Engines to 5 HP



## DRIVE BELTS FOR 20/30 SERIES UNITS

6" & 7" DIAMETER UNITS • 3/4" TOP WIDTH



FOR PARTS BREAKDOWN OR SHEETS FOR INFORMATION - CONTACT OUR OFFICE

6" DIAMETER DRIVEN	7" DIAMETER DRIVEN	OUTSIDE DIAMETER	ASYMMETRICAL PART #	MARKED ON BELT
6-15/16 - 7	No Fit	27.36	203589 21.95 J	994-70



SMOOTHER • LESS FRICTION  
• EXTENDED LIFE • EFFICIENT



## "SS" SPROCKET CLUTCHES

With 3/16" keyway. Two set screw holes  
90 degrees apart - tapped 1/4-28.



PART #	BORE	TEETH	CHAIN	PITCH
MT1234	39.95 H	3/4"	12T #35	3/8"
MT1258	39.95 H	5/8"	12T #35	3/8"
MT1034	39.95 H	3/4"	10T #41	1/2"
MT1058	39.95 H	5/8"	10T #41	1/2"
MT1158	39.95 H	5/8"	11T #35	3/8"
MT1334	39.95 H	3/4"	13T #35	3/8"

## SPROCKETS

Including Bronze Bushings • Reference #2

PART #	DESCRIPTION
MT462	18.95 G For 5/8" clutch, 35 Chain, 11 Tooth
MT463	18.95 G For 3/4" clutch, 35 Chain, 12 Tooth
MT465	16.95 G For 3/4" clutch, 35 Chain, 13 Tooth
MT468	18.95 G For 3/4" clutch, 41 Chain, 10 Tooth
MT469	14.95 G For 5/8" clutch, 41 Chain, 10 Tooth

## TIPS FOR PROPER BELT ADJUSTMENT USING 6" OR 7" DRIVEN UNITS

1. Select belt for nearest approx. shaft setting.
2. Check belt tension. Belt should be at its highest point in the driven pulley flanges. Remove outer half of driven clutch. Squeeze belt down and pull forward as shown. Position engine so that 1/8" to 3/16" of clearance is provided around clutch bushing/hub. NOTE: By increasing the spring tension of the torque system...the power ratio of the system (driver and drive) is held longer at higher engine rpm's before it is overcome by driver. To shorten the time required for the driven member to attain ratio, DECREASE the amount of spring tension of the torque cams. This will allow the rpm of the drive clutch to move power ratio of the driven unit at a faster rate in a lower rpm.



## MAX-TORQUE PULLEY CLUTCHES

Pulley has a 3.20" O.D. and the clutch drum is 4.2" O.D.



PART #	BORE
MT32034	62.99 G 3/4"
MT32058	55.99 G 5/8"

## BRONZE BUSHING BEARINGS

Reference #3

PART #	DESCRIPTION
MT455	2.68 H For 3/4" Clutch (7/8" ID)
MT456	2.95 H For 5/8" Clutch (3/4" ID)



## SHAFT SNAP RING

Sold each • (Reference #1)

PART #	DESCRIPTION
MT450	0.75 B 3/4" Clutch
MT452	0.75 B 5/8" Clutch



## SET SCREW FOR MAX-TORQUE CLUTCH

Set Screw (1/4") • Sold Each (Minimum 10)

MT119	0.25 H
-------	--------



## CENTRIFUGAL CLUTCH KEY

3/16" x 3/4" • Sold Each (Minimum 10)

MT445	0.44 H
-------	--------



## MANCO TO COMET CROSS REFERENCE



MANCO #	COMET #
1154	200393A
2433	203783A
2795	203588A
3619	203792A
4292	203580A
5959	203589A
6814	203784A
9659	203590A
8192	203593A

- accessories
- body
- handlebar & grips
- cables & levers
- exhaust
- engine
- fuel & intake
- electrical & ignition
- clutch
- drive
- bearings
- brakes
- steering & suspension
- tires

tools & shop

# TOOLS & SHOP

accessories  
body  
handlebar & grips  
cables & levers  
exhaust  
engine  
fuel & intake  
electrical & ignition  
clutch  
drive  
bearings  
brakes  
steering & suspension  
tires  
tools & shop

## MINI BIKE THROTTLE CONTROLS

Twist Grip • Metal  
Deluxe throttle controls which come complete with twist grip and dummy grip.



**257** 7/8" Tubing **31.70** H

## WIRE STOP

Wire Stop. Used for securing inner wire to engine.  
Sold each.



**LP05902** **0.95** L

## BRAKE-THROTTLE CABLE

**269** **8.05** J

- Universal
- 100" inner cable
- 92" casing
- 3/16" barrel
- This universal cable has an extra length for some snowmobiles, atvs, go carts and mini bikes
- Comes complete with outer casing



## MINI BIKE WIRE SWIVEL STOP

This universal wire stop will work on throttles and brake cables. It will also work as a wire swivel.



**267** **0.95** J

## MINI BIKE / UNIVERSAL THROTTLE CABLES

This cable comes complete with inner cable and housing. It also has a ball on one end, barrel on the other.



**261** 48" inner / 43" casing 3/16" Barrel **3.95** H  
**262** 53" inner / 48" casing 3/16" Barrel **3.50** H  
**263** 60" inner / 55" casing 1/4" Barrel **3.80** J

## MINI-BIKE BRAKE CABLE

**264** **4.95** J

- Universal
- 65" inner cable
- 60" casing
- 3/16" barrel
- This is a universal cable
- Heavy duty for long wear
- Comes complete with outer casing



## IMPORTED INDUSTRIAL RIVETED ROLLER CHAIN AND LINKS

### ROLLER CHAIN

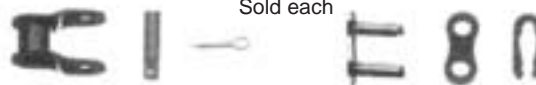
Sold in 10' or 100' lengths only



10' LENGTH			100' LENGTH		
----	#35	3/8" x 3/16"	<b>CHN3510</b>	<b>210.00</b>	B
----	#40	1/2" x 5/16"	<b>CHN4010</b>	<b>265.95</b>	E
----	#41	1/2" x 1/4"	<b>CHN4110</b>	<b>184.49</b>	E
<b>CHN60</b>	<b>49.05</b>	E #60	3/4" x 1/2"	----	
<b>CHN420</b>	<b>44.95</b>	H #420	1/2" x 44"	----	
<b>CHN428</b>	<b>53.95</b>	G #428	1/2" x 5/16"	----	

### CONNECTING/OFFSET LINKS

Sold each



CONNECTING LINK			OFFSET LINK		
<b>CCL25</b>	<b>0.65</b>	H	#25 sgl	<b>OSL25</b>	<b>1.25</b> J
----			#35 sgl	<b>OSL35</b>	<b>1.10</b> J
----			#40 sgl	<b>OSL40</b>	<b>1.25</b> L
<b>CCL41</b>	<b>0.61</b>	J	#41 sgl	<b>OSL41</b>	<b>1.15</b> J
<b>CCL42</b>	<b>0.65</b>	G	#42 sgl	<b>OSL42</b>	<b>1.35</b> H
<b>CCL43</b>	<b>0.65</b>	H	#43 sgl	<b>OSL43</b>	<b>1.15</b> J
----			#50 sgl	<b>OSL50</b>	<b>1.65</b> H
<b>CCL60</b>	<b>1.25</b>	G	#60 sgl	<b>OSL60</b>	<b>2.00</b> H
<b>CCL420</b>	<b>1.00</b>	N	#420 sgl	<b>OSL420</b>	<b>2.10</b> H
<b>CCL428</b>	<b>1.00</b>	N	#428 sgl	<b>OSL428</b>	<b>1.85</b> H

## NICKEL PLATED ROLLER CHAIN LINKS

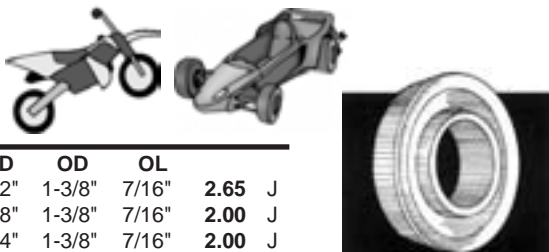
Sold each



**OFFSET LINK** **DESC.**  
**02-396** #41 sgl. **1.50** B

## HEAVY DUTY INDUSTRIAL BEARING

Sold each



PART #	ID	OD	OL	
<b>325</b>	1/2"	1-3/8"	7/16"	<b>2.65</b> J
<b>326</b>	5/8"	1-3/8"	7/16"	<b>2.00</b> J
<b>327</b>	3/4"	1-3/8"	7/16"	<b>2.00</b> J

## AEROSOL CHAIN SPRAY

Klotz® Hi-Performance Chain Lube contains ExtraTac™ Anti-Wear System for all street, off-road, and racing applications. Specially formulated for conventional and "O" ring type roller chains to provide the maximum level of lubrication and rust protection. Klotz® ExtraTac™ Anti-Wear System penetrates deeply to displace moisture and dirt and allow for maximum corrosion protection.

Sold per can.



**KL605** **9.95** B Sold each 16 oz.



<b>100Pc Bit Set</b>			
Performance Tool .....	1210		
<b>11 Gallon Portable Air Tank</b>			
Performance Tool .....	1190		
<b>1-1/4" Rigid Offset Ss Scraper</b>			
Performance Tool .....	1235		
<b>12" Flexible Hose</b>			
Performance Tool .....	1192		
<b>12" Grease Gun Flex Hose</b>			
Performance Tool .....	1191		
<b>12V Compact Tire Inflator</b>			
Performance Tool .....	1189		
<b>12V Heavy Duty Circuit Tester</b>			
Performance Tool .....	1221		
<b>12V Mini Spotlight W/Magnet</b>			
Performance Tool .....	1233		
<b>12V Power Extension</b>			
SPI .....	1224		
<b>12V Power Outlets</b>			
Buyers .....	1224		
<b>12V Power Outlets W/ Relay</b>			
SPI .....	1224		
<b>15 In 1 Multi Function Tool</b>			
Performance Tool .....	1235		
<b>18" Grease Gun Flex Hose</b>			
Performance Tool .....	1191		
<b>1M Cp Spotlight</b>			
Performance Tool .....	1233		
<b>2 In 1 Light &amp; Laser</b>			
Performance Tool .....	1233		
<b>2 Pc Specialty Pick Set</b>			
Performance Tool .....	1234		
<b>2 Ton Hydraulic Bottle Jack</b>			
Performance Tool .....	1190		
<b>2 Ton Jack Stands (1 Pair)</b>			
Performance Tool .....	1190		
<b>2 Ton Power Puller (Come-A-Long)</b>			
Performance Tool .....	1192		
<b>2.5 Ton Jack</b>			
Performance Tool .....	1190		
<b>29Pc Drill Bit Set W/ Steel Case</b>			
Performance Tool .....	1210		
<b>2-Pack 3Oz Multi Purpose Grease</b>			
Performance Tool .....	1192		
<b>2-Pack Ramp Kit</b>			
Erickson .....	13		
<b>2-Stroke Exhaust Mx2 Series</b>			
Bill'S Pipes .....	264		
<b>2-Stroke Exhaust Parts</b>			
Bill'S Pipes .....	263		
<b>2-Stroke Leak Down Tester (Detector)</b>			
Motion Pro .....	1225		
<b>3 In 1 Dryer (XL)</b>			
MaxxDry .....	14		
<b>3 In 1 Stapler</b>			
Performance Tool .....	1236		
<b>3 Piece Inspection Tool Set</b>			
Performance Tool .....	1234		
<b>3" Clear Tape</b>			
.....	1240		
<b>3" Tape Dispensers</b>			
.....	1240		
<b>30 Pack Tubeless Tire Repair Plugs</b>			
Performance Tool .....	1188		
<b>35Pc Tire Hardware Kit</b>			
Performance Tool .....	1188		
<b>3Pc Step Drill Set</b>			
Performance Tool .....	1210		
<b>4 In 1 Magnetic Retriever</b>			
Performance Tool .....	1234		
<b>4 Way Folding Lug Wrench</b>			
Performance Tool .....	1189		
<b>4" Grease Gun Needle Nose Adapter</b>			
Performance Tool .....	1191		
<b>40" Plastic Creeper W/Casters</b>			
Performance Tool .....	1192		
<b>49mm Motion Pro Fork Cap Tool For Kyb</b>			
Motion Pro .....	1129		
<b>4-Stroke Exhaust Parts</b>			
Bill'S Pipes .....	263		
<b>4-Stroke Exhaust Sa-4 Series</b>			
Bill'S Pipes .....	260-263		
<b>5 Gallon Portable Air Tank</b>			
Performance Tool .....	1190		
<b>5 Led Head Lamp</b>			
Performance Tool .....	1232		
<b>5 Pack Tubeless Tire Repair Plugs</b>			
Performance Tool .....	1188		
<b>6' Aluminum Bi-Folding Ramp</b>			
.....	10		
<b>6' Aluminum Tri-Folding Ramp</b>			
.....	11		
<b>6mm Carburetor Adapter Set</b>			
Motion Pro .....	664		
.....	1226		
<b>7' Aluminum Arched Ramp</b>			
.....	10		
<b>7' Aluminum Tri-Folding Ramp</b>			
.....	11		
<b>7pc Cordless Grease Gun Accessories</b>			
Performance Tool .....	1191		
<b>8 Lb. Magnetic Pickup Tool</b>			
Performance Tool .....	1234		
<b>8 Pc Specialty Pick &amp; Driver Set</b>			
Performance Tool .....	1234		
<b>90 Degree 1/4 Inch Hex Driver</b>			
Motion Pro .....	1227		
<b>Accessory Mounts For Handlebars</b>			
Ram Mounts .....	22		
<b>Adapters &amp; Extensions</b>			
Battery Tender .....	705		
<b>Adjustable Cell Phone Holder</b>			
Ram Mounts .....	23		
<b>Adjustable Wrenches</b>			
Performance Tool .....	1212		
<b>Aerosol Chain Spray</b>			
Klotz .....	1238		
<b>Air Box Cover</b>			
Polisport .....	95-98		
Twin Air .....	631-642		
<b>Air Box Filtered Air Vents</b>			
UNI .....	626		
<b>Air Box Filters</b>			
K&N .....	615-621		
<b>Air Cut Off Valves</b>			
K&L .....	673		
<b>Air Filter Cleaner &amp; Degreaser</b>			
K&N .....	621		
<b>Air Filter Sealing Grease</b>			
K&N .....	621		
<b>Air Filters</b>			
EMGO .....	622		
Hiflo .....	594-604		
K&N .....	615-621		
Profilter .....	613-614		
ProX .....	604-611		
Twin Air .....	631-642		
UNI .....	626-630		
<b>Air Gauge Holder</b>			
Motion Pro .....	1187		
<b>Air Jets</b>			
Mikuni .....	656		
<b>Airforce Blaster Dryer Accessories</b>			
Metro .....	20		
<b>Air Filter Wraps</b>			
UNI .....	630		
<b>All Balls</b>			
Brake Pedal Rebuild Kits .....	988		
Caliper Rebuild Kit .....	989-998		
Carburetor Repair Kits .....	674-676		
Chain Rollers .....	846-849		
Clutch Cables .....	241-246		
Countershaft Seal Kit .....	552-554		
Crankshaft			
Bearing & Seal Kits .....	550-552		
Fork Bushing			
Oil & Dust Seal Kit .....	1049-1065		
Front Wheel Bearings .....	868-891		
Linkage Bearing & Seal Kit .....	1016-1033		
Master Cylinder Rebuild Kits .....	785-788		



Master Cylinder Rebuild Kits.. 989-998	<b>Backfire/Repl. Filter</b>	<b>Battery/Alternator Voltage Checker</b>
Rear Shock	Twin Air ..... 631-642	Performance Tool ..... 1221
Seal Head Assemblies ..... 1066-1068	<b>Bar Cuffs</b>	<b>Bead Buddy LI</b>
Rear Wheel Bearing..... 868-891	Bar Cuffs ..... 44	Motion Pro..... 1122
Slave Cylinder Rebuild Kits.... 785-788	<b>Bar Harness</b>	<b>Bead Popper</b>
Steering Stem Bearing Kits 1083-1089	Canyon Dancer ..... 44	Motion Pro..... 1122
Steering Stem Bearing Kits.... 895-902	<b>Bar Pads</b>	<b>Beadpro</b>
Swing Arm	Factory Effex ..... 124	Motion Pro..... 1127
Bearing & Seal Kit..... 1016-1033	<b>Bar Riser</b>	<b>Beadpro (Forged Steel)</b>
Throttle Cables..... 241-246	Powermadd ..... 138	Motion Pro..... 1127
Upper & Lower	<b>Basic Booster Cables</b>	<b>Bearing Connection</b>
Shock Bearing Kits..... 1016-1033	Juice..... 1222	Front Wheel Bearings .....916
Wheel Bearing Upgrade Kits.. 892-894	<b>Batteries</b>	Linkage Bearing & Seal Kit ..... 1039
Wheel Spacers Front & Rear . 868-891	Battery Tender.....689	Rear Wheel Bearing .....916
<b>All-Grip Seat Material</b>	Power Sonic ..... 686-688	Shock Absorber Kits ..... 1040
Factory Effex ..... 121	Yuasa ..... 682-685	Steering Stem Bearing Kits..... 1040
<b>Aluminum Alloy Handlebars</b>	<b>Battery Application Book</b>	Swing Arm Bearing & Seal Kit ..... 1041
EMGO ..... 139	Power Sonic ..... 1242	<b>Bearing Driver Set</b>
<b>Aluminum Alloy Rear Sprockets</b>	Yuasa ..... 1242	Motion Pro..... 1217
JT Sprockets ..... 830-834	<b>Battery Banner</b>	<b>Bearing Packer</b>
ProX ..... 843-845	Yuasa ..... 1242	Performance Tool ..... 1191
<b>American Mfg</b>	<b>Battery Bolts &amp; Nuts</b>	<b>Bearing Race &amp; Seal Drive Set</b>
Quick Release Kits..... 1117	..... 696	Performance Tool ..... 1217
Wheel Chocks..... 1117	<b>Battery Cables</b>	<b>Bearing Remover</b>
<b>Ankra</b>	..... 713	Motion Pro..... 1217
Tie Downs ..... 45-46	<b>Battery Chargers</b>	<b>Bearing Size Chart</b>
<b>Angle Grinder</b>	Battery Tender..... 702-705	..... 924-926
Performance Tool ..... 1215	Genuis..... 706-710	<b>Belray</b>
<b>Apple Holders</b>	Yuasa ..... 701	Belray Display Shelves..... 1244
Ram Mounts..... 24	<b>Battery Jumper Cables</b>	Brake Fluid ..... 1000
<b>Ariete</b>	EMGO ..... 1222	<b>Belray Display Shelves</b>
Racing Valves	Motion Pro..... 1222	Belray ..... 1244
for Tubeless Tires ..... 1114	Yuasa ..... 1222	<b>Belt Tension Gauge</b>
<b>Arrowhead Electrical</b>	<b>Battery Packs</b>	Motion Pro..... 1218
Ignition Coil ..... 729-734	Genius..... 708-710	<b>Bi-Fold Aluminum Loading Ramps</b>
Starter Motors ..... 729-734	<b>Battery Specifications</b>	..... 10
Starter Relay ..... 729-734	..... 690-698	<b>Big Gun</b>
Starter Repair Kit ..... 729-734	<b>Battery Tender</b>	Eco Series Exhaust..... 258
Starter Solenoid ..... 729-734	Adapters & Extensions..... 705	End Tip Parts ..... 259
Voltage Regulator ..... 729-734	Batteries..... 689	Evo Mini Series Exhaust ..... 257
<b>Athena</b>	Battery Chargers..... 702-705	Evo Race Series Exhaust ..... 255-257
Gasket Kits..... 588	Battery Terminal	Exhaust Springs..... 259
<b>ATV Light Display Board</b>	Cleaner & Acid Neutralizer..... 704	Heat Shields..... 259
StreetFX ..... 1243	Dual Port USB Charger..... 704	Internal Exhaust Parts..... 259
<b>ATV Mirror</b>	<b>Battery Terminal Cleaner</b>	<b>Bike Dryer</b>
Kolpin ..... 31	Performance Tool ..... 1221	Metro ..... 20
<b>Auto Centrifugal Clutches</b>	<b>Battery Terminal Cleaner/Acid Neutralizer</b>	<b>Bill'S Pipes</b>
Comet ..... 1237	Battery Tender..... 704	2-Stroke Exhaust Mx2 Series ..... 264
	<b>Battery Terminal Specifications</b>	2-Stroke Exhaust Parts ..... 263
	..... 696	4-Stroke Exhaust Parts ..... 263
	<b>Battery Tester</b>	4-Stroke Exhaust Sa-4 Series 260-263
	Yuasa ..... 701	





- Black Diamond Valves**  
Kibblewhite.....489
- Blaster Sidekick**  
Metro.....21
- Bleeder Type Needle Jets**  
Mikuni.....658
- Blind Bearing & Bushing Remover**  
Motion Pro.....1217
- Boot Dryer**  
MaxxDry.....14-15
- Bottom End Gasket Kit**  
Wiseco.....521-534
- Bottom End Gasket Kits**  
Cometic.....578-587
- Bottom End Kits**  
Hot Rods.....535-537  
Wrench Rabbit.....476
- Boyesen**  
Power Reeds.....647-648
- Brake Bleeders**  
Motion Pro.....1135-1139
- Brake Caliper Rebuild Kits**  
Shindy.....986
- Brake Cleaner Spray**  
Ipone.....1000  
PJ1.....1000
- Brake Fluid**  
Belray.....1000  
Ipone.....1000
- Brake Levers**  
EMGO.....182-190  
Motion Pro.....162-179
- Brake Lines**  
Cycle Flex.....980-981
- Brake Pad Hanger Pins**  
Shindy.....987
- Brake Pads**  
ProX.....974-976  
Vesrah.....928-957  
Wild Boar.....960-973
- Brake Pedal Rebuild Kits**  
All Balls.....988
- Brake Rotors**  
JT.....977-979
- Brake Shoes**  
Vesrah.....928-957  
Wildboar.....960-973
- Brake-Throttle Cable**  
.....1238
- Breakaway Utility Knife**  
Performance Tool.....1235
- Bronco**  
Tire Inflator Kit.....1117, 1187
- Bronze Bushing Bearings**  
Max-Torque.....1237
- Bulge Bar Pads**  
Factory Effex.....124
- Bungee Straps**  
Erickson.....52  
Highland.....58-59
- Buyers**  
12V Power Outlets.....1224  
Ramp Plate Kit.....13  
Tie Downs.....53
- Cable Operated Choke Conversion Kit**  
Mikuni.....659
- Cable Ties**  
Performance Tool.....1236
- Caliper Rebuild Kit**  
All Balls.....989-998
- Cam Chains**  
Hot Cams.....510-511  
K&L.....519-520  
Wiseco.....485-487
- Cam Shafts**  
Hot Cams.....500-509
- Camping Chairs**  
Factory Effex.....132
- Camshafts Exhaust**  
Wiseco.....485-487
- Camshafts Intake**  
Wiseco.....485-487
- Canyon Dancer**  
Bar Harness.....44
- Carb Approved Fuel Line**  
Helix.....669
- Carbon & Gasket Scraper**  
Performance Tool.....1235
- Carburetor "Power Pack"**  
SLP.....650
- Carburetor Adjusting Tool**  
Motion Pro.....665, 1225
- Carburetor Leak Detector**  
Dapco.....664 1225
- Carburetor Pocket Tuner**  
Mikuni.....665, 1225
- Carburetor Rebuild Kits**  
All Balls.....674-676  
K&L.....674  
Psychic.....677  
Shindy.....678  
SPI.....663
- Carburetor Tool Kit**  
Mikuni.....665, 1226
- Carburetor Tuner**  
Motion Pro.....664
- Carburetor Vacuum Synchronizer**  
Edelbrock.....664  
.....1225
- Cardboard Parts Boxes**  
.....1240
- Cargo Nets**  
EMGO.....56  
Erickson.....56
- CDI High Out Put**  
Procom.....724-728
- CDI/ECU**  
Procom.....724-728
- Ceet**  
Graphic Seat Covers.....135  
Gripper Seat Covers W/ Logo.....136  
Mud Free Fender Foam Kit.....135  
Seat Foam.....135  
Stock Replacement Seat Covers...136
- Centrifugal Clutch Key**  
Max-Torque.....1237
- Chain**  
EK.....797-803  
JT.....791-792  
KMC.....804-805  
Regina.....793-796
- Chain & Sprocket Kits**  
EK Chains.....809
- Chain Alignment Tool**  
Motion Pro.....808
- Chain Breaker**  
Motion Pro.....808
- Chain Breaker Heavy Duty**  
TMV.....1125
- Chain Detacher**  
Motion Pro.....808
- Chain Grunge Brush**  
Grunge Brush.....1215
- Chain Guide**  
Polisport.....100-101
- Chain Guides**  
Polisport.....852-859
- Chain Press Tool**  
Motion Pro.....808
- Chain Rollers**  
All Balls.....846-849  
ProX.....850-851
- Chain Sliders**  
Polisport.....102-103,860-866
- Chain Sliding Piece**  
Polisport.....104
- Champion**  
Spark Plugs.....741
- Chisel & Punch Set**  
Performance Tool.....1213
- Choke Cables**  
Motion Pro.....219-238
- Choke Conversion Kit**  
Mikuni.....655
- Chromed & Unchromed Wrist Pins**  
Wiseco.....393-440
- Cigarette Lighter Adapter**  
EMGO.....1224
- Cigarette Lighter Adapter W/ Map Light**  
EMGO.....1224
- Cigarette Lighter Power Port (RCA)**  
SPI.....1224
- Cigarette Lighter Power Port (USB)**  
SPI.....1224
- Circles/Wristpin Clips**  
ProX.....291-386
- Circlips/Wristpin Clips**  
Vertex.....442-471  
Wiseco.....393-440
- Claw & Magnetic Retrievers**  
Performance Tool.....1234
- Clutch Baskets**  
Wiseco.....782-784



<b>Clutch Cables</b>			
All Balls .....	241-246		
Motion Pro.....	219-238		
ProX .....	247-252		
<b>Clutch Components</b>			
Wiseco .....	782-784		
<b>Clutch Cover Gasket</b>			
Wiseco .....	782-784		
<b>Clutch Cover Gaskets</b>			
Winderosa.....	563-569, 779-781		
<b>Clutch Gaskets</b>			
Namura .....	270-287		
<b>Clutch Hubs</b>			
Wiseco .....	782-784		
<b>Clutch Kits</b>			
Pro X.....	778		
<b>Clutch Levers</b>			
EMGO .....	182-190		
Motion Pro.....	162-179		
<b>Clutch Spring</b>			
Vesrah .....	765-773		
<b>Clymer</b>			
Service Manuals .....	41-42		
<b>Combo Internal/External Snap Ring Pliers</b>			
Performance Tool .....	1219		
<b>Combo Lever Sets</b>			
Motion Pro.....	1128		
<b>Combo Y-Drive Wrench</b>			
Motion Pro.....	1201		
<b>Comet</b>			
Auto Centrifugal Clutches .....	1237		
Drive Belts For 20/30 Series Unit.....	1237		
<b>Cometic</b>			
Bottom End Gasket Kits .....	578-587		
Crank Seal Kits .....	578-587		
Top End Gasket Kits.....	578-587		
<b>Complete Bottom End Rebuild Kit</b>			
Wiseco .....	521-534		
<b>Complete Gasket Set W/ Oil Seals</b>			
Winderosa.....	555-562		
<b>Complete Gasket Sets</b>			
Versah .....	570-577		
Winderosa.....	555-562		
<b>Complete Plastic Kits</b>			
Polisport .....	72-76		
<b>Complete Shim Kits &amp; Refill Packs</b>			
Hot Cams .....	512-513		
<b>Compression Bolt Removal Tool (Wp4860 Mxma Cc)</b>			
Motion Pro.....	1217		
<b>Compression Tester</b>			
Motion Pro.....	1225		
<b>Compression Tester 0-300Psi</b>			
Performance Tool .....	1225		
<b>Connecting Rods</b>			
Hot Rods .....	540-542		
ProX .....	291-386		
Versah .....	545-546		
Wiseco .....	521-534		
<b>Connecting Rods</b>			
Psychic.....	543-544		
<b>Connectors &amp; Extensions</b>			
Genius.....	709		
<b>Control Levers</b>			
EMGO .....	182-190		
Motion Pro.....	162-179		
<b>Cotter Pin Assortments</b>			
Performance Tool .....	1228		
<b>Counter Balancing Kits</b>			
Hot Rods .....	547		
<b>Counter Mat</b>			
Power Sonic .....	1242		
Yuasa .....	1242		
<b>Counter Stool</b>			
NGK .....	1241		
<b>Countershaft Seal Kit</b>			
All Balls .....	552-554		
<b>CR Pro Throttle Cables</b>			
Motion Pro.....	215		
<b>Crank Bearing And Seal Kits</b>			
ProX .....	291-386		
<b>Crank Pins</b>			
ProX .....	291-386		
<b>Crank Seal Kits</b>			
Cometic.....	578-587		
<b>Crankshaft Bearing &amp; Seal Kits</b>			
All Balls .....	550-552		
<b>Crankshafts</b>			
Hot Rods .....	538		
Wiseco .....	521-534		
<b>Cross Ac10</b>			
Michelin.....	1109		
<b>Cross Reference Chart "Yuasa"</b>			
.....	697-698		
<b>Cycle Flex</b>			
Brake Lines .....	980-981		
<b>Cycle Works</b>			
Seat Covers .....	114-115		
<b>Cylinder Kits</b>			
Cylinder Works .....	477-484		
<b>Cylinder Works</b>			
Cylinder Kits.....	477-484		
<b>Dapco</b>			
Carburetor Leak Detector .....	664		
<b>Decals</b>			
Factory Effex .....	129-132		
<b>Decompression Cables</b>			
Motion Pro.....	219-238		
<b>Degree Wheel</b>			
Motion Pro.....	1221		
<b>Deluxe 12V Tester</b>			
Performance Tool .....	1221		
<b>Deluxe Auxiliary Tank for Fuel-Injection Systems</b>			
Motion Pro.....	1194		
<b>Deluxe Bungee</b>			
Erickson .....	52		
<b>Deluxe Spring Tool Multi-Pack</b>			
Snostuff.....	1216		
<b>Deluxe Suspension Bearing Service Tool</b>			
Motion Pro.....	1175, 1217		
<b>Diaphragm &amp; Gasket Set</b>			
Keihin .....	662		
<b>Digital Multi-Tester</b>			
Performance Tool .....	1221		
<b>Digital Tire Pressure Gauge</b>			
Motion Pro.....	1187		
Performance Tool .....	1189		
<b>Direct Mount Air Filters</b>			
K&N.....	621		
<b>Dirt Bike Cables</b>			
Motion Pro.....	219-238		
<b>Dirt Bike Lift</b>			
K&L .....	1124		
<b>Dirt Bike Stand</b>			
Polisport .....	17		
<b>Disc Protector</b>			
Polisport .....	80		
<b>Drive Belts For 20/30 Series Unit</b>			
Comet .....	1237		
<b>Drive Chain</b>			
EK .....	797-803		
JT .....	791-792		
KMC .....	804-805		
Regina.....	793-796		
<b>Dual Drive L-Handles</b>			
Motion Pro.....	1201		
<b>Dual Ignition System Tester</b>			
Motion Pro.....	1221		
<b>Dual Port USB Charger</b>			
Battery Tender.....	704		
<b>Duct Tape</b>			
Performance Tool .....	1236		
<b>Dust Cover</b>			
Twin Air .....	631-642		

## E

<b>Ear Plugs</b>	
Elvex .....	1230
<b>Earmuffs</b>	
Elvex .....	1230
<b>E-Clip Assortments</b>	
Performance Tool .....	1228
<b>E-Clips</b>	
Mikuni.....	659
<b>Eco Series Exhaust</b>	
Big Gun .....	258
<b>Edelbrock</b>	
Carburetor Vacuum Synchronizer ..	664
<b>EK</b>	
Chain.....	797-803
Drive Chain .....	797-803
<b>EK Chains</b>	
Chain & Sprocket Kits .....	809
<b>Electrical Tape</b>	
Performance Tool .....	1236
<b>Elvex</b>	
Ear Plugs .....	1230
Earmuffs.....	1230
Hard Hat/Helmet (Yellow).....	1230
Safety Glasses.....	1230-1231
<b>Emergency Cell Phone Charger</b>	
Performance Tool .....	1224
<b>EMGO</b>	
Air Filters.....	622
Aluminum Alloy Handlebars .....	139
Battery Jumper Cables .....	1222
Brake Levers .....	182-190
Cargo Nets.....	56
Cigarette Lighter Adapter.....	1224
Cigarette Lighter Adapter w/ Map Light.....	1224
Clutch Levers .....	182-190
Control Levers.....	182-190
EMGO Mirror Accessories .....	30
Exhaust Plugs.....	268
Hand Guards.....	160
Handlebar Grips.....	142
Horns .....	752
Hot Start Lever.....	194
In-Line Fuel Filters .....	667
Kick Start Levers .....	195
Kill Switches.....	745

Lever Brackets .....	191
Oil Filters.....	622-625
Rim Locks .....	1113
Rim Strips .....	1113
Shift Levers .....	191-193
Spark Plug Caps.....	742
Spark Plug Wrench.....	743, 1220
Steel Handlebars .....	139
Tire Gauge .....	1117, 1187-1189
Universal Fit Mirrors .....	25-31
<b>EMGO Mirror Accessories</b>	
EMGO .....	30
<b>End Tip Parts</b>	
Big Gun .....	259
<b>Ergo Spoke Wrenches</b>	
Motion Pro.....	1119, 1128
<b>Erickson</b>	
2-Pack Ramp Kit .....	13
Bungee Straps .....	52
Cargo Nets.....	56
Deluxe Bungee.....	52
Flat Bungee.....	52-53
Ramp Plates .....	13
Strap Hanger.....	51
Tie Downs .....	47-52
Tow Strap .....	51
Wheel Chock.....	1117
<b>Evo Mini Series Exhaust</b>	
Big Gun .....	257
<b>Evo Race Series Exhaust</b>	
Big Gun .....	255-257
<b>Exhaust Canisters</b>	
Two Brothers Racing.....	265-267
<b>Exhaust Pipe Gaskets</b>	
K&L.....	589
<b>Exhaust Plugs</b>	
EMGO .....	268
Polisport.....	268
<b>Exhaust Replacement Parts</b>	
Two Brothers Racing.....	267
<b>Exhaust Springs</b>	
Big Gun .....	259
<b>Exhaust Valves</b>	
ProX .....	490-494
Psychic.....	514-518
Versah.....	495-499

## F

<b>Fabric Filter Oil</b>	
Klotz .....	625
<b>Factory Connection</b>	
Fork And Shock Fluid.....	1111
Front Fork Springs .....	1006-1011
Rear Shock Springs .....	1002-1005
<b>Factory Effex</b>	
All-Grip Seat Material.....	121
Bar Pads .....	124
Bulge Bar Pads .....	124
Camping Chairs .....	132
Decals .....	129-132
Fuel Adjustment Screw .....	644
Gas Vent Hose Cap .....	60
Graphic Kits .....	116-119
Grip Donuts.....	124
Grip Tape.....	129
Helmet Trim Kits.....	122-123
Master Cylinder Cover .....	999
Number Plate Kits.....	125-128
Pit Board .....	132
Rotating Bar Clamp.....	60
Seat Cover Material .....	121
Seat Covers .....	120-121
Sticker Kits .....	116-119
Stickers .....	129-132
Valve Cap / Rim Lock Kit.....	60
<b>Fcr Carburetor Tool</b>	
Motion Pro.....	665
<b>Fcr Carburetor Tool</b>	
Motion Pro.....	1226
<b>Feeler Gauges</b>	
Motion Pro.....	743
Performance Tool .....	743
<b>Fenders</b>	
Maier .....	108-111
<b>Filter Charger Oil</b>	
K&N.....	621
<b>Filter Cleaner</b>	
Klotz .....	625
<b>Fingernail Brush W/ Magnet</b>	
Performance Tool .....	1215
<b>Flat Bungee</b>	
Erickson .....	52-53
<b>Flat Pack Tire Repair</b>	
Kolpin .....	1187



<b>Flex Pro Kit Display Board</b>			
StreetFX.....	1243		
<b>Flo Tool</b>			
Funnels.....	1196-1197		
Oil Drain Pans.....	1193		
Siphons.....	1194		
<b>Float Bowl Gaskets</b>			
Mikuni.....	657		
<b>Float Bowl Screws</b>			
Mikuni.....	657		
<b>Floats</b>			
Mikuni.....	658		
<b>Flywheel Puller</b>			
SPI.....	1218		
<b>Flywheel Pullers</b>			
Motion Pro.....	1130-1134		
<b>Flywheel Pullers</b>			
Psychic.....	1130		
<b>Foam Air Filter Oil/Cleaner</b>			
UNI.....	626		
<b>Foam Filter Oil</b>			
Klotz.....	625		
<b>Folding Chair W/ Carrying Case</b>			
NGK.....	1241		
<b>Folding Sag Scale</b>			
Motion Pro.....	1227		
<b>Folding Utility Knife</b>			
Performance Tool.....	1235		
<b>Forged Levers</b>			
Motion Pro.....	171-179		
<b>Fork Alignment Tool</b>			
Motion Pro.....	1129		
<b>Fork And Shock Fluid</b>			
Factory Connection.....	1111		
<b>Fork Bushing Oil &amp; Dust Seal Kit</b>			
All Balls.....	1049-1065		
<b>Fork Guards</b>			
Maier.....	112		
Polisport.....	105-107		
<b>Fork Rebuild Kits</b>			
Pivot Works.....	1096-1098		
<b>Fork Saver</b>			
Polisport.....	19		
<b>Fork Seal &amp; Dust Seal Kits</b>			
K&S.....	1069-1082		
<b>Fork Seal Bullets</b>			
Motion Pro.....	1129		
<b>Fork Seal Kits</b>			
Pivot Works.....	1094-1095		
ProX.....	1092-1093		
<b>Fork Tools</b>			
Motion Pro.....	1158-1169		
<b>Friction Clutch Plates</b>			
ProX.....	776-777		
Vesrah.....	754-761		
<b>Front Brake Cables</b>			
Motion Pro.....	219-238		
<b>Front Disc Guard</b>			
Polisport.....	80		
<b>Front Fenders</b>			
Polisport.....	62-66		
<b>Front Fork Springs</b>			
Factory Connection.....	1006-1011		
<b>Front Sprockets</b>			
JT.....	810-827		
ProX.....	838-841		
<b>Front Wheel Bearings</b>			
All Balls.....	868-891		
Bearing Connection.....	916		
Pivot Works.....	908-916		
ProX.....	903-907		
<b>Fuel &amp; Hose Clamps</b>			
.....	671		
<b>Fuel Adjustment Screw</b>			
Factory Effex.....	644		
<b>Fuel Controller</b>			
Two Brother'S Racing.....	711		
Wiseco.....	711		
<b>Fuel Dryer</b>			
Sta-Dri.....	679		
<b>Fuel Dryer (Water Sock)</b>			
Sta Dri.....	1198		
<b>Fuel Line</b>			
.....	669-670		
<b>Fuel Line Fitting Kit</b>			
.....	670-671		
<b>Fuel Line Fittings</b>			
.....	668		
<b>Fuel Shut Off Valves</b>			
.....	668		
<b>Fuel Star</b>			
Petcocks.....	644		
<b>Fuel Valves</b>			
.....	671		
<b>Full Gasket Kit</b>			
Namura.....	270-287		
ProX.....	291-386		
<b>Funnels</b>			
Flo Tool.....	1196-1197		
Mr Funnel.....	680, 1195		
Performance Tool.....	679, 1196		
<b>Fuse Sets</b>			
Performance Tool.....	1228		
<b>Garmin Holders</b>			
Ram Mounts.....	24		
<b>Gas Vent Hose Cap</b>			
Factory Effex.....	60		
<b>Gasket Kits</b>			
Athena.....	588		
<b>Genius</b>			
Battery Packs.....	708-710		
Connectors & Extensions.....	709		
Jump Starter.....	708		
Solar Battery Chargers.....	707		
<b>Genuine</b>			
Lever Choke Conversion Kit.....	659		
<b>Genius</b>			
Battery Chargers.....	706-710		
<b>Gold Screws</b>			
Gold Screws.....	1119		
<b>Graphic Kits</b>			
Factory Effex.....	116-119		
<b>Graphic Seat Covers</b>			
Ceet.....	135		
<b>Grease Fitting Assortments</b>			
Performance Tool.....	1228		
<b>Grease Gun Coupler</b>			
Performance Tool.....	1191		
<b>Grease Injector Needle</b>			
Performance Tool.....	1191		
<b>Green Heat</b>			
Portable Phone Charger.....	16		
Rechargeable Hand Warmer.....	16		
<b>Grip Donuts</b>			
Factory Effex.....	124		
<b>Grip Lock</b>			
Threebond.....	142		
<b>Grip Lock Sets</b>			
Performance Tool.....	1212		
<b>Grip Tape</b>			
Factory Effex.....	129		
<b>Gripper Seat Covers W/ Logo</b>			
Ceet.....	136		
<b>Grunge Brush</b>			
Chain Grunge Brush.....	1215		

# H

- Hair Pin Assortments**  
Performance Tool ..... 1228
- Halogen Bulbs**  
..... 746-751
- Hammers, Rubber Mallets**  
Performance Tool ..... 1214
- Hand Guards**  
EMGO ..... 160  
Maier ..... 152  
Polisport ..... 144-151  
Powermadd ..... 154-160
- Hand Guards**  
Pro Grip ..... 153
- Hand Guards**  
HRP Sports ..... 152
- Hand Mirror**  
..... 31
- Hand Riveter Set**  
Performance Tool ..... 1214
- Hand Shields**  
HRP Sports ..... 152
- Handlebar Grips**  
EMGO ..... 142  
Moto Grip ..... 143  
Pro Grip ..... 140-142  
Spider ..... 143
- Handlebar Mirror W/ Adjustable Lens**  
..... 31
- Handler Pads**  
Powermadd ..... 139
- Hangers**  
..... 1240
- Hard Hat/Helmet (Yellow)**  
Elvex ..... 1230
- Hardline**  
Hour Meters ..... 1223  
Mini Tach Meter ..... 1223  
Robic Stop Watch ..... 1223  
Tach Meters ..... 1223  
Tread Doctor ..... 1119  
Universal Training Wheels ..... 1114
- Harley & American V-Twin Wheel Bearing Remover Set**  
Motion Pro ..... 1129
- Haynes**  
Service Manuals ..... 43
- Headlight Bulbs**  
PIAA ..... 746-750
- Heat Resistant Exhaust Wrap**  
Highway Hawk ..... 268
- Heat Shields**  
Big Gun ..... 259
- Heavy Duty 3 Jaw Gear Pullers**  
Performance Tool ..... 1219
- Heavy Duty Drop-In Stroker Crankshafts**  
Hot Rods ..... 539
- Heavy Duty Industrial Bearings**  
..... 1238
- Heavy Duty Trailer Lift Arm**  
..... 12
- Helix**  
Carb Approved Fuel Line ..... 669  
Tubing And Hose ..... 669-671
- Helmet Dryer**  
MaxxDry ..... 15
- Helmet Trim Kits**  
Factory Effex ..... 122-123
- Hex Axle Tool**  
Motion Pro ..... 1175
- Hex Head Drill Screw Assortments**  
Performance Tool ..... 1228
- Hex Key Sets/ Allen Wrench Sets**  
Performance Tool ..... 1208-1209
- Hex Main Jets**  
Mikuni ..... 655
- Hiflo**  
Air Filters ..... 594-604  
Oil Filters ..... 594-604
- High Lifter**  
Pro Series Tire Sealant ..... 1119
- High Rise Bar Controls**  
Motion Pro ..... 194
- Highland**  
Bungee Straps ..... 58-59
- Highland**  
Tie Downs ..... 55-59
- Highland Ramparts**  
Tri-Fold Sport Utility Ramps ..... 12
- Highway Hawk**  
Heat Resistant Exhaust Wrap ..... 268
- Home Tool Set**  
Performance Tool ..... 1214
- Honda Cam Gear Holder**  
Motion Pro ..... 1140
- Honda Engine Tools**  
Motion Pro ..... 1140-1141
- Honda Oil Filter & Clutch Hub Spanner**  
Motion Pro ..... 1140
- Honda Spark Plug Sockets**  
Motion Pro ..... 1140-1141
- Honda Valve Stem Seal Install Tool**  
Motion Pro ..... 1140-1141
- Honda Valve Tappet Tool**  
Motion Pro ..... 1140-1141
- Horns**  
EMGO ..... 752  
K&S ..... 752
- Hose Clamp Set**  
Performance Tool ..... 1228
- Hose Shears**  
Motion Pro ..... 671
- Hot Cams**  
Cam Chains ..... 510-511  
Cam Shafts ..... 500-509  
Complete Shim Kits  
& Refill Packs ..... 512-513  
Shim Kits ..... 512  
Valve Spring Kit ..... 511
- Hot Rods**  
Bottom End Kits ..... 535-537  
Connecting Rods ..... 540-542  
Counter Balancing Kits ..... 547  
Crankshafts ..... 538  
Heavy Duty Drop-In  
Stroker Crankshafts ..... 539  
Main Bearing & Seal Kits ..... 548  
Output Shaft Kit ..... 547  
Transmission Bearing Kits ..... 549  
Water Pump Repair Kits ..... 592
- Hot Start Cables**  
Motion Pro ..... 219-238
- Hot Start Lever**  
EMGO ..... 194
- Hour Meters**  
Hardline ..... 1223
- HRP Sports**  
Hand Guards ..... 152  
Hand Shields ..... 152
- Hub Upgrade Replacement**  
Pivot Works ..... 922
- Hydraulic Brake Bleeder**  
Motion Pro ..... 1000, 1139
- Hydro-Turf**  
Oil Extractors ..... 1194

## I

<b>Ice Grippers</b>	
MaxxDry.....	16
<b>Ignition Coil</b>	
Arrowhead Electrical.....	729-734
<b>Ignition Cover Gaskets</b>	
Winderosa.....	563-569, 779-781
<b>Ignition Tester</b>	
.....	744, 1221
<b>Ignition/Spark Plug Tester</b>	
.....	1221
<b>Impact Driver &amp; Bit Set</b>	
Performance Tool.....	1210
<b>Imported Industrial</b>	
<b>Riveted Roller Chain &amp; Links</b>	
.....	1238
<b>In-Line Fuel Filters</b>	
EMGO.....	667
Visu Filter.....	666
<b>Intake Valves</b>	
ProX.....	490-494
Psychic.....	514-518
Vesrah.....	495-499
<b>Internal Exhaust Parts</b>	
Big Gun.....	259
<b>Ipone</b>	
Brake Cleaner Spray.....	1000
Brake Fluid.....	1000
<b>ISC Racer'S Tape</b>	
Non-Skid Anti Slip Surface Tape.....	13

## J

<b>Jet Holder W/ Wrench</b>	
SPI.....	665
<b>Jet Needles</b>	
Keihin.....	662
Mikuni.....	656
<b>Jet Wrench For Slot Type Mikuni Jets</b>	
SPI.....	665
<b>JT</b>	
Brake Rotors.....	977-979
Chain.....	791-792
Drive Chain.....	791-792
Front Sprockets.....	810-827
Rear Sprockets.....	810-827
<b>JT Sprocket Conversion Charts</b>	
.....	828-829
<b>JT Sprockets</b>	
Aluminum Alloy Rear Sprockets.....	830-834
<b>Juice</b>	
Basic Booster Cables.....	1222
Super-Duty Booster Cables.....	1222
<b>Jumbo Chain Tool</b>	
Motion Pro.....	807, 1126
<b>Jump Starter</b>	
Genius.....	708
<b>Jumper Cables</b>	
Yuasa.....	701

## K

<b>K&amp;L</b>	
Air Cut Off Valves.....	673
Cam Chains.....	519-520
Carburetor Repair Kits.....	674
Dirt Bike Lift.....	1124
Exhaust Pipe Gaskets.....	589
Low Riding Ramp.....	1124
Petcock Repair Kits.....	672
Single Sided Swing Arm Stand.....	1124
Tune Up Kits,	
Points & Condensers.....	722-723
Universal Front Wheel Stand.....	1124
Universal Swing Arm Stand.....	1124
<b>K&amp;N</b>	
Air Box Filters.....	615-621
Air Filter Cleaner & Degreaser.....	621
Air Filter Sealing Grease.....	621
Air Filters.....	615-621
Direct Mount Air Filters.....	621
Filter Charger Oil.....	621
Oil Filters.....	615-621
<b>K&amp;S</b>	
Fork Seal & Dust Seal Kits.....	1069-1082
Horns.....	752
<b>K270 Dual Sport</b>	
Kenda.....	1103
<b>K335 Ice Tire</b>	
Kenda.....	1102
<b>K760 Trackmaster 2</b>	
Kenda.....	1103
<b>K761 Dual Sport</b>	
Kenda.....	1104
<b>K771 Millville</b>	
Kenda.....	1101
<b>K772 Parker Dt</b>	
Kenda.....	1101
<b>K775 Millville LI</b>	
Kenda.....	1100
<b>K775 Washougal</b>	
Kenda.....	1101
<b>K781 Triple</b>	
Kenda.....	1102
<b>K782 Sand Mad</b>	
Kenda.....	1102
<b>K784 Big Block</b>	
Kenda.....	1104
<b>Katahdin Gear</b>	
Spark Plug Carriers.....	742
<b>Kawasaki Engine Tools</b>	
Motion Pro.....	1142
<b>Kawasaki Spark Plug Socket Tool</b>	
Motion Pro.....	1142
<b>Kawasaki Valve Stem Seal Install Tool</b>	
Motion Pro.....	1142
<b>Kawasaki Valve Tappet Tool</b>	
Motion Pro.....	1142
<b>Keihin</b>	
Diaphragm & Gasket Set.....	662
Jet Needles.....	662
Keihin PJ Series Breakdown.....	660
Keihin Pwk Series Breakdown.....	661
Main Jets.....	660
Round Main Jets.....	660
Slow Jets.....	660
<b>Keihin PJ Series Breakdown</b>	
Keihin.....	660
<b>Keihin Pwk Series Breakdown</b>	
Keihin.....	661
<b>Kenda</b>	
K270 Dual Sport.....	1103
K335 Ice Tire.....	1102
K760 Trackmaster 2.....	1103
K761 Dual Sport.....	1104
K771 Millville.....	1101
K772 Parker Dt.....	1101
K775 Millville LI.....	1100
K775 Washougal.....	1101
K781 Triple.....	1102
K782 Sand Mad.....	1102
K784 Big Block.....	1104
Standard Tubes.....	1105
Super Tuff Tubes.....	1104
Tuff Tubes.....	1105
Washougal LI.....	1100
<b>Kibblewhite</b>	
Black Diamond Valves.....	489
Lightweight Racing	
Valve Spring Kits.....	488
Valve Guides.....	488
<b>Kick Start Levers</b>	
EMGO.....	195
<b>Kill Switches</b>	
EMGO.....	745
<b>Klotz</b>	
Aerosol Chain Spray.....	1238
Fabric Filter Oil.....	625
Filter Cleaner.....	625
Foam Filter Oil.....	625
<b>KMC</b>	
Chain.....	804-805
Drive Chain.....	804-805
<b>Knife &amp; Blades</b>	
.....	1240
<b>Kolpin</b>	
ATV Mirror.....	31
Flat Pack Tire Repair.....	1187
Tire Repair Kit.....	1117
Tire Repair Kit.....	1187
<b>KTM Engine Tools</b>	
Motion Pro.....	1143-1144
<b>KTM Heim Joint Tool</b>	
Motion Pro.....	1175
<b>KTM Oil Filter Remover Tool</b>	
Motion Pro.....	1143-1144
<b>KTM Primary Gear Extractor</b>	
Motion Pro.....	1143-1144
<b>KTM Spark Plug Gap Gauge</b>	
Motion Pro.....	1143-1144
<b>KTM Spark Plug Sockets</b>	
Motion Pro.....	1143-1144



<b>Large Round Main Jets</b>	
Mikuni.....	655
<b>Led Pocket Flashlights</b>	
NGK.....	1233
Performance Tool.....	1233
<b>Led Smart Caps</b>	
Ride-On.....	1118
<b>Led Work Light</b>	
Performance Tool.....	1232
<b>Lever Action Grease Gun</b>	
Performance Tool.....	1192
<b>Lever Assemblies</b>	
Motion Pro.....	181
<b>Lever Brackets</b>	
EMGO.....	191
<b>Lever Choke Conversion Kit</b>	
Genuine.....	659
<b>Lighting Stator</b>	
Procom.....	724-728
<b>Lightweight Racing Valve Spring Kits</b>	
Kibblewhite.....	488
<b>Linkage Bearing &amp; Seal Kit</b>	
All Balls.....	1016-1033
Bearing Connection.....	1039
Pivot Works.....	1045-1048
ProX.....	1034-1038
<b>Low Riding Ramp</b>	
K&L.....	1124



<b>M12 XC</b>	
Michelin.....	1108
<b>M-6 Mini Exhaust</b>	
Two Brothers Racing.....	266
<b>M-7 Exhaust</b>	
Two Brothers Racing.....	266
<b>Magellan Holders</b>	
Ram Mounts.....	24
<b>Magnet Tray</b>	
Performance Tool.....	1234
<b>Maier</b>	
Fenders.....	108-111
Fork Guards.....	112
Hand Guards.....	152
Radiator Scoops.....	112
Side Panels.....	113
<b>Main Bearing &amp; Seal Kits</b>	
Hot Rods.....	548
<b>Main Bearing Kit</b>	
Wiseco.....	521-534
<b>Main Jet Wrench &amp; Carrier</b>	
Motion Pro.....	665
.....	1226
<b>Main Jets</b>	
Keihin.....	660
.....	663

<b>Main Seal Kit</b>	
Wiseco.....	521-534
<b>Manco To Comet Cross Reference</b>	
.....	1237
<b>Manometer Fluid Refill</b>	
Motion Pro.....	664
<b>Master Blaster Accessories</b>	
Metro.....	21
<b>Master Blaster Dryer</b>	
Metro.....	21
<b>Master Cylinder Cover</b>	
Factory Effex.....	999
<b>Master Cylinder Rebuild Kits</b>	
All Balls.....	785-788, 989-998
ProX.....	982-983
Shindy.....	984-985
<b>Master Link Pliers</b>	
Motion Pro.....	807, 1126
<b>Maxima</b>	
Maxima Display Shelves.....	1244
<b>Maxima Display Shelves</b>	
Maxima.....	1244
<b>Maximum Duty Flywheel Puller</b>	
.....	1218
<b>Max-Torque</b>	
“SS” Sprocket Clutches.....	1237
Bronze Bushing Bearings.....	1237
Centrifugal Clutch Key.....	1237
Pulley Clutches.....	1237
Set Screw For Max-Torque Clutch.....	1237
Shaft Snap Ring.....	1237
Sprockets.....	1237
<b>MaxxDry</b>	
3 In 1 Dryer (Xl).....	14
Boot Dryer.....	14-15
Helmet Dryer.....	15
Ice Grippers.....	16
Mud Stopper.....	16
Portable Boot Dryer (Handheld).....	16
Rechargeable Dehumidifier (Bd).....	14
Shoe Cleats.....	16
<b>Measuring Container</b>	
Ratio Rite.....	679
SPI.....	679
<b>Measuring Containers</b>	
Ratio Rite.....	1198
<b>Mechanic Gloves</b>	
Performance Tech.....	1232
<b>Medium Universal Cell Phone Holder</b>	
Ram Mounts.....	23
<b>Metric Hardware &amp; Replacement Hardware Kits</b>	
Motion Pro.....	1229
<b>Metric Kit Replacement Hardware</b>	
Motion Pro.....	1229
<b>Metric Multi-Purpose Tool</b>	
Motion Pro.....	1203
<b>Metric Nut &amp; Bolt Assortments</b>	
Performance Tool.....	1228
<b>Metro</b>	
Airforce Blaster Dryer Accessories ..	20
Bike Dryer.....	20
Blaster Sidekick.....	21
Master Blaster Accessories.....	21
Master Blaster Dryer.....	21

<b>Michelin</b>	
Cross Ac10.....	1109
M12 XC.....	1108
S12 XC.....	1108
Starcross Mh3.....	1107
Starcross Ms3.....	1107
Starcross Sand 4.....	1107
Trail Competition.....	1109
Trail Light.....	1109
<b>Micro Bleeder</b>	
Motion Pro.....	1139
<b>Micrometers, Calipers</b>	
Performance Tool.....	1216
<b>Midget Grease Gun</b>	
Performance Tool.....	1192
<b>Mikuni</b>	
“E” Clips.....	659
Air Jets.....	656
Bleeder Type Needle Jets.....	658
Cable Operated Choke Conversion Kit.....	659
Carburetor Pocket Tuner.....	665, 1225
Carburetor Tool Kit.....	665, 1226
Choke Conversion Kit.....	655
Float Bowl Gaskets.....	657
Float Bowl Screws.....	657
Floats.....	658
Hex Main Jets.....	655
Jet Needles.....	656
Large Round Main Jets.....	655
Mikuni Tm Style Breakdown... ..	653-654
Mikuni Vm Style Breakdown ..	651-652
Mixing Chamber Top Only w/ Gasket.....	659
Needle & Seat.....	655
Needle Jet Setter.....	658
Needle Valve Assemblies.....	656
Needles & Seats.....	658
Pilot Jets.....	656
Pop Off Gauge.....	664
Power Jet Kit.....	653-659
Primary Type Needle Jets.....	657
Small Hex Main Jets.....	655
Small Round Main Jets.....	655
Spare Jet Carrier.....	665, 1226
Throttle Valves.....	659
<b>Mikuni Butterfly Repair Kit</b>	
Winderosa.....	663
<b>Mikuni Choke Conversion Kit</b>	
.....	663
<b>Mikuni Tm Style Breakdown</b>	
Mikuni.....	653-654
<b>Mikuni Tuning Manual</b>	
Sudco.....	664
<b>Mikuni Vm Style Breakdown</b>	
Mikuni.....	651-652
<b>Mikuni/Tillotson Conversion Kits</b>	
.....	663
<b>Mini Bike Brake Cable</b>	
.....	1238
<b>Mini Bike Throttle Controls</b>	
.....	1238
<b>Mini Bike Wire Swivel Stop</b>	
.....	1238

<b>Mini Bleeder</b>			
Motion Pro.....	1139		
<b>Mini Chain Press Tool</b>			
Motion Pro.....	808		
<b>Mini Dial Tire Pressure Gauge</b>			
Performance Tool .....	1189		
<b>Mini Grease Gun W/ Grease</b>			
Performance Tool .....	1192		
<b>Mini Multi Tool W/ Merch Strip</b>			
Performance Tool .....	1235		
<b>Mini Razor Scraper</b>			
Performance Tool .....	1235		
<b>Mini Tach Meter</b>			
Hardline.....	1223		
<b>Mini Tire Inflator</b>			
Performance Tool .....	1189		
<b>Mixing Chamber Top Only W/ Gasket</b>			
Mikuni.....	659		
<b>Motion Pro</b>			
"Y" & "T" Connectors .....	668		
2-Stroke Leak			
Down Tester (Detector) .....	1225		
49mm Motion Pro			
Fork Cap Tool For Kyb.....	1129		
6mm Carburetor Adapter Set.....	664		
90 Degree 1/4 Inch Hex Driver.....	1227		
Air Gauge Holder .....	1187		
Battery Jumper Cables .....	1222		
Bead Buddy Ll.....	1122		
Bead Popper .....	1122		
Beadpro .....	1127		
Beadpro (Forged Steel).....	1127		
Bearing Driver Set.....	1217		
Bearing Remover .....	1217		
Belt Tension Gauge.....	1218		
Blind Bearing			
& Bushing Remover .....	1217		
Brake Bleeders.....	1135-1139		
Brake Levers .....	162-179		
Carburetor Adjusting Tool.....	665, 1226		
Carburetor Tuner .....	664		
Chain Alignment Tool .....	808		
Chain Breaker .....	808		
Chain Detacher .....	808		
Chain Press Tool .....	808		
Choke Cables.....	219-238		
Clutch Cables.....	219-238		
Clutch Levers .....	162-179		
Combo Lever Sets .....	1128		
Combo Y-Drive Wrench .....	1201		
Compression Bolt Removal			
Tool (Wp4860 Mxma Cc) .....	1217		
Compression Tester .....	1225		
Control Levers.....	162-179		
CR Pro Throttle Cables .....	215		
Decompression Cables.....	219-238		
Degree Wheel .....	1221		
Deluxe Auxiliary Tank			
For Fuel-Inject. Systems .....	1194		
Deluxe Suspension			
Bearing Service Tool .....	1175		
Deluxe Suspension			
Bearing Service Tool .....	1217		
Digital Tire Pressure Gauge.....	1187		
Dirt Bike Cables .....	219-238		
Dual Drive L-Handles .....	1201		
Dual Ignition System Tester .....	1221		
Ergo Spoke Wrenches .....	1119		
Ergo Spoke Wrenches .....	1128		
Fcr Carburetor Tool .....	665		
Fcr Carburetor Tool .....	1226		
Feeler Gauges .....	743		
Flywheel Pullers .....	1130-1134		
Folding Sag Scale .....	1227		
Forged Levers .....	171-179		
Fork Alignment Tool .....	1129		
Fork Seal Bullets.....	1129		
Fork Tools.....	1158-1169		
Front Brake Cables .....	219-238		
Harley & American V-Twin			
Wheel Bearing Remover Set.....	1129		
Hex Axle Tool .....	1175		
High Rise Bar Controls .....	194		
Honda Cam Gear Holder .....	1140		
Honda Engine Tools .....	1140-1141		
Honda Oil Filter & Clutch			
Hub Spanner .....	1140		
Honda Spark Plug Sockets .....	1140-1141		
Honda Valve Stem			
Seal Install Tool .....	1140-1141		
Honda Valve Tappet Tool....	1140-1141		
Hose Shears .....	671		
Hot Start Cables.....	219-238		
Hydraulic Brake Bleeder .....	1000		
Hydraulic Brake Bleeder .....	1139		
Jumbo Chain Tool .....	807		
Jumbo Chain Tool .....	1126		
Kawasaki Engine Tools .....	1142		
Kawasaki Spark Plug			
Socket Tool.....	1142		
Kawasaki Valve Stem			
Seal Install Tool .....	1142		
Kawasaki Valve Tappet Tool .....	1142		
KTM Engine Tools .....	1143-1144		
KTM Heim Joint Tool .....	1175		
KTM Oil Filter			
Remover Tool .....	1143-1144		
KTM Primary			
Gear Extractor.....	1143-1144		
KTM Spark Plug			
Gap Gauge .....	1143-1144		
KTM Spark Plug Sockets... ..	1143-1144		
Lever Assemblies.....	181		
Main Jet Wrench & Carrier.....	665		
Manometer Fluid Refill .....	664		
Master Link Pliers .....	807, 1126		
Metric Hardware			
& Replacement Hardware Kits....	1229		
Metric Kit			
Replacement Hardware .....	1229		
Metric Multi-Purpose Tool .....	1203		
Micro Bleeder .....	1139		
Mini Bleeder.....	1139		
Mini Chain Press Tool .....	808		
Nitrile Gloves.....	1232		
Nitrogen Shock			





- Gauge & Filler ..... 1227  
 Oil Filter Magnets ..... 645-646  
 PBR Chain Tool ..... 806  
 Perch Assemblies ..... 181  
 Pincer Tool ..... 671  
 Pivot Head Wrenches ..... 1203  
 Press-Fit Chain Link Tools ..... 806  
 Professional Pressure Gauges ..... 1126  
 Quad Stake Rivet Kit ..... 808  
 Quad Stake Rivet Kit ..... 1126  
 Replacement O.E. Levers ..... 162-170  
 Revolver Throttle Cables ..... 212-214  
 Revolver  
 Variable Throttle Kit ..... 208-211  
 Rim Lock Nuts  
 w/ Beveled Washer ..... 1122  
 Rim Lock Nuts  
 w/ Beveled Washer Kit ..... 1127  
 Rim Locks ..... 1122  
 Rim Protectors ..... 1120  
 Rotor & Sprocket Holder ..... 1120  
 Shock Spanner Punch ..... 1227  
 Snap Ring Pliers ..... 1219  
 Spark Plug Ratchet Wrench ..... 1220  
 Speedometer Cables ..... 219-238  
 Spinner T-Handle, Bit Driver ..... 1201  
 Spoke Wrench ..... 1122  
 Spoke Wrenches ..... 1147-1157  
 Spring Hooks ..... 1216  
 Standard Steel Tire Irons ..... 1128  
 Steering Head  
 Bearing Race Driver ..... 1217  
 Steering Stem Bearing Tool ..... 1217  
 Step Less Clamp  
 Fuel Line Fittings Kit ..... 670  
 Super Light Chain Tool ..... 807  
 Super Light Chain Tool ..... 1126  
 Suspension Tools ..... 1175-1186  
 Suzuki Engine Tools ..... 1145  
 Suzuki Pedal Anchor Kit ..... 194  
 Suzuki Spark Plug Socket Tool ..... 1145  
 Suzuki Valve Stem  
 Seal Install Tool ..... 1145  
 Suzuki Valve Tappet Tool ..... 1145  
 Syncpro Carburetor Tuner ..... 1226  
 T3 Cables ..... 216-218  
 Tachometer Cables ..... 219-238  
 Tappet Feeler Gauges ..... 1218  
 T-Handle Bracket/Wall Mounts ..... 1202  
 T-Handle Wrenches ..... 1201-1202  
 Throttle Cables ..... 219-238  
 Throttle Kits Rev2 ..... 203-206  
 Throttle Sleeves ..... 196-202
- Tire Iron Sets ..... 1120  
 Tire Lever Spoons ..... 1170-1174  
 Titanium Wrenches ..... 1203  
 Tool Pack Hardware Card Kit ..... 1229  
 Trail Bead Buddy ..... 1127  
 Truing & Balance Stand ..... 1128  
 T-Stem Spanner ..... 1175  
 Turbo Throttle Cables ..... 215  
 Twist Throttle Kits ..... 207  
 Valve Stem Seal Install Tool Set ..... 1128  
 Vortex Throttle Cables ..... 215  
 Wheel Bearing Remover  
 8 Piece Metric Set ..... 1129  
 Wheel Bearing Retainer Tool ..... 1175  
 Wheel Weights ..... 1121  
 Yamaha Engine Tools ..... 1146  
 Yamaha Spark Plug Sockets ..... 1146  
 Yamaha Valve Stem  
 Seal Install Tool ..... 1146  
 Yamaha Valve Tappet Tool ..... 1146
- Moto Grip**  
 Handlebar Grips ..... 143
- Motorcycle Light Display Board**  
 StreetFX ..... 1243
- Motorcycle Ramp And Rail**  
 ..... 13
- Motorsports Containers**  
 VP Racing ..... 1199-1200
- Mr Funnel**  
 Funnels ..... 680
- Mr. Funnel**  
 Funnels ..... 1195
- Mud Free Fender Foam Kit**  
 Ceet ..... 135
- Mud Remover**  
 Polisport ..... 19
- Mud Stopper**  
 MaxxDry ..... 16
- Muffler Plugs**  
 Polisport ..... 19
- Multi-Purpose Lift**  
 Performance Tool ..... 1190
- Multi-Use Electrical Repair Kit**  
 Performance Tool ..... 1228
- Namura**  
 Clutch Gaskets ..... 270-287  
 Full Gasket Kit ..... 270-287  
 Piston Kits ..... 270-287  
 Ring Sets ..... 270-287  
 Top End Gasket Kit ..... 270-287  
 Top End Repair Kits ..... 270-287  
 Top Needle Bearing ..... 270-287
- Needle & Seat**  
 Mikuni ..... 655
- Needle & Seat For Mikuni**  
 ..... 663
- Needle Jet Setter**  
 Mikuni ..... 658
- Needle Nose Adapter**  
 Performance Tool ..... 1191
- Needle Valve Assemblies**  
 Mikuni ..... 656
- Needles & Seats**  
 Mikuni ..... 658
- Neon Wall Clock**  
 NGK ..... 1241
- New-Ray**  
 Toys ..... 32-40
- NGK**  
 Counter Stool ..... 1241  
 Folding Chair W/ Carrying Case .. 1241  
 Led Pocket Flashlights ..... 1233  
 Neon Wall Clock ..... 1241  
 Pocket Flashlight ..... 1241  
 Premium Racing Wire ..... 740  
 Spark Plug Application Book ..... 1241  
 Spark Plug Caps ..... 740  
 Spark Plugs ..... 735-740  
 Wall Clock ..... 1241
- NGK Display Cabinet**  
 ..... 1241
- NGK Display Rack**  
 ..... 1241
- NGK Spark Plug Conversion & Pricing**  
 ..... 735-740
- Nickel Plated Roller Chains**  
 ..... 1238
- Nitrile Gloves**  
 Motion Pro ..... 1232
- Nitrogen Shock Gauge & Filler**  
 Motion Pro ..... 1227
- Non-Skid Anti Slip Surface Tape**  
 ISC Racer'S Tape ..... 13
- Novus**  
 Novus Plastic Polish ..... 109
- Novus Plastic Polish**  
 Novus ..... 109
- Number Plate Kits**  
 Factory Effex ..... 125-128
- Number Plates**  
 Polisport ..... 81-84
- Nut & Bolt Assortments**  
 Performance Tool ..... 1228
- Nut Splitter**  
 Performance Tool ..... 1213



<b>O-Clips &amp; Pincer Tool</b>	.....671
<b>Oil Drain Pans</b>	
Flo Tool.....	1193
Performance Tool .....	1193
<b>Oil Extractors</b>	
Hydro-Turf .....	1194
<b>Oil Filter</b>	
Twin Air .....	631-642
<b>Oil Filter Covers</b>	
Profilter.....	613
<b>Oil Filter Magnets</b>	
Motion Pro.....	645-646
<b>Oil Filter Pliers</b>	
Performance Tool .....	1193
<b>Oil Filters</b>	
EMGO .....	622-625
Hiflo.....	594-604
K&N.....	615-621
Profilter.....	612
ProX .....	604-611
<b>Oil Seal Sets</b>	
ProX .....	291-386
Winderosa.....	555-562
<b>Output Shaft Kit</b>	
Hot Rods .....	547
<b>Oversized Bar Adaptor</b>	
Powermadd .....	138

<b>PBR Chain Tool</b>	
Motion Pro.....	806
<b>Pegboard Hooks</b>	
.....	1240
<b>Perch Assemblies</b>	
Motion Pro.....	181
<b>Performance Tech</b>	
Mechanic Gloves.....	1232
<b>Performance Tool</b>	
100pc Bit Set.....	1210
11 Gallon Portable Air Tank.....	1190
1-1/4" Rigid Offset Ss Scraper .....	1235
12" Flexible Hose .....	1192
12" Grease Gun Flex Hose .....	1191
12V Compact Tire Inflator .....	1189
12V Heavy Duty Circuit Tester .....	1221
12V Mini Spotlight W/Magnet.....	1233
15 In 1 Multi Function Tool .....	1235
18" Grease Gun Flex Hose .....	1191
1M Cp Spotlight .....	1233
2 In 1 Light & Laser.....	1233
2 Pc Specialty Pick Set .....	1234
2 Ton Hydraulic Bottle Jack.....	1190
2 Ton Jack Stands (1 Pair) .....	1190
2 Ton Power Puller	
(Come-A-Long) .....	1192
2.5 Ton Jack .....	1190
29pc Drill Bit Set	
w/ Steel Case .....	1210
2-Pack 3Oz	
Multi Purpose Grease .....	1192
3 In 1 Stapler.....	1236
3 Piece Inspection Tool Set.....	1234
30 Pack Tubeless	
Tire Repair Plugs .....	1188
35Pc Tire Hardware Kit .....	1188
3Pc Step Drill Set.....	1210
4 In 1 Magnetic Retriever .....	1234
4 Way Folding Lug Wrench .....	1189
4" Grease Gun	
Needle Nose Adapter.....	1191
40" Plastic Creeper W/Casters.....	1192
5 Gallon Portable Air Tank.....	1190
5 Led Head Lamp .....	1232
5 Pack Tubeless	
Tire Repair Plugs .....	1188
7Pc Cordless	
Grease Gun Accessories .....	1191
8 Lb. Magnetic Pickup Tool.....	1234
8 Pc Specialty Pick & Driver Set..	1234
Adjustable Wrenches .....	1212
Angle Grinder.....	1215
Battery Terminal Cleaner .....	1221
Battery/Alternator	
Voltage Checker .....	1221
Bearing Packer.....	1191
Bearing Race & Seal Drive Set....	1217
Breakaway Utility Knife.....	1235
Cable Ties .....	1236
Carbon & Gasket Scraper.....	1235
Chisel & Punch Set.....	1213
Claw & Magnetic Retrievers.....	1234
Combo Internal/	
External Snap Ring Pliers.....	1219

Compression Tester 0-300Psi .....	1225
Cotter Pin Assortments .....	1228
Deluxe 12V Tester .....	1221
Digital Multi-Tester .....	1221
Digital Tire Pressure Gauge.....	1189
Duct Tape .....	1236
E-Clip Assortments .....	1228
Electrical Tape.....	1236
Emergency Cell Phone Charger ..	1224
Feeler Gauges .....	743
Fingernail Brush W/ Magnet .....	1215
Folding Utility Knife .....	1235
Funnels .....	679, 1196
Fuse Sets.....	1228
Grease Fitting Assortments .....	1228
Grease Gun Coupler.....	1191
Grease Injector Needle .....	1191
Grip Lock Sets .....	1212
Hair Pin Assortments .....	1228
Hammers, Rubber Mallets .....	1214
Hand Riveter Set.....	1214
Heavy Duty 3 Jaw Gear Pullers ...	1219
Hex Head Drill	
Screw Assortments .....	1228
Hex Key Sets/	
Allen Wrench Sets.....	1208-1209
Home Tool Set.....	1214
Hose Clamp Set.....	1228
Impact Driver & Bit Set.....	1210
Led Pocket Flashlights .....	1233
Led Work Light .....	1232
Lever Action Grease Gun.....	1192
Magnet Tray.....	1234
Metric Nut & Bolt Assortments....	1228
Micrometers, Calipers .....	1216
Midget Grease Gun.....	1192
Mini Dial Tire Pressure Gauge .....	1189
Mini Grease Gun W/ Grease.....	1192
Mini Multi Tool W/ Merch Strip....	1235
Mini Razor Scraper .....	1235
Mini Tire Inflator .....	1189
Multi-Purpose Lift.....	1190
Multi-Use Electrical Repair Kit .....	1228
Needle Nose Adapter.....	1191
Nut & Bolt Assortments.....	1228
Nut Splitter .....	1213
Oil Drain Pans .....	1193
Oil Filter Pliers.....	1193
Piston Ring Compressor .....	1219
Piston Ring Installer .....	1219
Pliers Sets.....	1212
Pocket Magnetic Retriever .....	1234
Pocket Multi-Tester.....	1221
Polished 11Pc Wrench Set.....	1212
Pro Grease Gun.....	1192
Pro Pistol Grip Grease Gun .....	1192
Pry Bar Set.....	1214
Quick Release Clamps .....	1212
Quick Ties .....	1236
Ratchet Wrench,	
Extensions & Socket Sets ..	1204-1208
Roll-Around Stool.....	1232
Rubber Cement.....	1188
Sae & Metric Size Catcher.....	1213

Screwdriver Sets .....	1211	<b>Piston Kits</b>		<b>Plastic Shopping Bags</b>	
Small Engine Cylinder Hone .....	1219	Namura .....	270-287	.....	1240
Snap Ring Assortments .....	1228	ProX .....	291-386	<b>Pliers Sets</b>	
Spark Plug Gap Gauge .....	743, 1220	Vertex .....	442-471	Performance Tool .....	1212
Spark Plug Hole		Wiseco .....	393-440	<b>Pocket Flashlight</b>	
Thread Chaser .....	1220	<b>Piston Pin Puller</b>		NGK .....	1241
Spark Plug Thickness Gauge .....	1220	.....	1218	<b>Pocket Magnetic Retriever</b>	
Spark Plug Wire Tester .....	1221	<b>Piston Ring Compressor</b>		Performance Tool .....	1234
Spring Assortments .....	1228	Performance Tool .....	1219	<b>Pocket Multi-Tester</b>	
Suction Gun .....	1191	<b>Piston Ring Installer</b>		Performance Tool .....	1221
Swivel Inspection Mirror .....	1234	Performance Tool .....	1219	<b>Polished 11Pc Wrench Set</b>	
Swivel Seat Bar Stool .....	1232	<b>Pistons</b>		Performance Tool .....	1212
Tap & Die Sets .....	1213	Wiseco .....	393-440	<b>Polisport</b>	
Tape Measure .....	1214	<b>Pit Board</b>		Air Box Cover .....	95-98
Tapered Extractor Set .....	1213	Factory Effex .....	132	Chain Guide .....	100-101
Tie Downs .....	54	<b>Pivot Head Wrenches</b>		Chain Guides .....	852-859
Tire Inflator W/Led .....	1189	Motion Pro .....	1203	Chain Sliders .....	102-103, 860-866
Tire Repair & Maintenance Kit .....	1188	<b>Pivot Works</b>		Chain Sliding Piece .....	104
Tube Style Battery Tester .....	1221	Fork Rebuild Kits .....	1096-1098	Complete Plastic Kits .....	72-76
Utility Knife & Blades .....	1235	Fork Seal Kits .....	1094-1095	Dirt Bike Stand .....	17
Wall Mounted		Front Wheel Bearings .....	908-916	Disc Protector .....	80
Grease Gun Holder .....	1191	Hub Upgrade Replacement .....	922	Exhaust Plugs .....	268
Washer Assortments .....	1228	Linkage		Fork Guards .....	105-107
White Lithium Grease .....	1192	Bearing & Seal Kit .....	1045-1048	Fork Saver .....	19
Wing Nut Assortments .....	1228	Rear Wheel Bearing .....	908-916	Front Disc Guard .....	80
Wire Brushes .....	1215	Rear Wheel Upgrade Kit .....	923	Front Fenders .....	62-66
Wire Crimping Tools .....	1213	Shock Absorber Kits .....	1012-1013	Hand Guards .....	144-151
Wire Terminal Assortments .....	1228	Shock Repair Kits .....	1014	Mud Remover .....	19
Zip Ties .....	1236	Shock Thrust Bearing Kits .....	1015	Muffler Plugs .....	19
<b>Petcock Repair Kits</b>		Steering Stem		Number Plates .....	81-84
K&L .....	672	Bearing Kits .....	1090-1091	Plastic Kits .....	72-76
<b>Petcocks</b>		Swing Arm		Radiator Scoops .....	85-94
Fuel Star .....	644	Bearing & Seal Kit .....	1042-1045	Rear Disc Protector .....	80
<b>PIAA</b>		Talon Hub Bearing Kit .....	917	Rear Fenders .....	67-71
Headlight Bulbs .....	746-750	Watertight Wheel Collar Kits ..	918-921	Shock Flap .....	84
<b>Pilot Jets</b>		Wheel Bearing Kits .....		Side Panels .....	77-79
Mikuni .....	656	<b>PJ1</b>		Skid Plates .....	98-99
Keihin .....	663	Brake Cleaner Spray .....	1000	Spoke Cleaner .....	19
<b>Pincer Tool</b>		<b>Plastic Kits</b>		Swing Arm Protector .....	80
Motion Pro .....	671	Polisport .....	72-76	Tripod Dirt Bike Kickstand .....	18
				Vent & Valve .....	19

## Q

<b>Pop Off Gauge</b>	
Mikuni.....	664, 1225
<b>Pop Valve Cap Display Board</b>	
StreetFX.....	1243
<b>Portable Boot Dryer (Handheld)</b>	
MaxxDry.....	16
<b>Portable Phone Charger</b>	
Green Heat.....	16
<b>Power Flow Kit</b>	
Twin Air.....	631-642
<b>Power Jet Kit</b>	
Mikuni.....	653659
<b>Power Reeds</b>	
Boyseen.....	647-648
Vforce.....	649
<b>Power Sonic</b>	
Batteries.....	686-688
Battery Application Book.....	1242
Counter Mat.....	1242
Power Sonic Battery Rack.....	1242
Power Sonic Poster.....	1242
<b>Power Sonic Battery Rack</b>	
Power Sonic.....	1242
<b>Power Sonic Poster</b>	
Power Sonic.....	1242
<b>Powermadd</b>	
Bar Riser.....	138
Hand Guards.....	154-160
Handler Pads.....	139
Oversized Bar Adaptor.....	138
Universal Bar Riser.....	138
<b>Premium Air Filters</b>	
Profilter.....	613-14
<b>Premium Racing Wire</b>	
NGK.....	740
<b>Pre-Oiled Air Filter</b>	
Twin Air.....	631-642
<b>Press-Fit Chain Link Tools</b>	
Motion Pro.....	806
<b>Pressure Plates</b>	
Wiseco.....	782-784
<b>Primary Type Needle Jets</b>	
Mikuni.....	657
<b>Primer Kits</b>	
.....	673
<b>Pro Grease Gun</b>	
Performance Tool.....	1192
<b>Pro Grip</b>	
Hand Guards.....	153
Handlebar Grips.....	140-142
<b>Pro Pistol Grip Grease Gun</b>	
Performance Tool.....	1192
<b>Pro Series Tire Sealant</b>	
High Lifter.....	1119
<b>Pro X</b>	
Clutch Kits.....	778
<b>Procom</b>	
CDI High Out Put.....	724-728
CDI/ECU.....	724-728
Lighting Stator.....	724-728
Regulator/Rectifier.....	724-728
Stators.....	724-728

<b>Professional Pressure Gauges</b>	
Motion Pro.....	1126
<b>Profilter</b>	
Air Filters.....	613-614
Oil Filter Covers.....	613
Oil Filters.....	612
Premium Air Filters.....	613-14
<b>ProX</b>	
Air Filters.....	604-611
Aluminum Alloy Rear Sprockets.....	843-845
Brake Pads.....	974-976
Chain Rollers.....	850-851
Circles/Wristpin Clips.....	291-386
Clutch Cables.....	247-252
Connecting Rods.....	291-386
Crank Bearing And Seal Kits.....	291-386
Crank Pins.....	291-386
Exhaust Valves.....	490-494
Fork Seal Kits.....	1092-1093
Friction Clutch Plates.....	776-777
Front Sprockets.....	838-841
Front Wheel Bearings.....	903-907
Full Gasket Kit.....	291-386
Intake Valves.....	490-494
Linkage Bearing & Seal Kit.....	1034-1038
Master Cylinder Rebuild Kits.....	982-983
Oil Filters.....	604-611
Oil Seal Sets.....	291-386
Piston Kits.....	291-386
Rear Sprockets.....	835-837
Rear Wheel Bearing.....	903-907
Ring Sets.....	291-386
Steel Clutch Plates.....	774-775
Swing Arm Bearing Kit.....	1034-1038
Throttle Cables.....	247-252
Top End Gasket Kit.....	291-386
Valve Seals.....	291-386
Valve Shimms.....	291-386
Valves.....	291-386
<b>Pry Bar Set</b>	
Performance Tool.....	1214
<b>Psychic</b>	
Carburetor Rebuild Kits.....	677
Connecting Rods.....	543-544
Exhaust Valves.....	514-518
Flywheel Pullers.....	1130
Intake Valves.....	514-518
Seat Covers.....	133
Spoke Sets.....	1116
Water Pump Repair Kits.....	590-591
<b>Pulley Clutches</b>	
Max-Torque.....	1237

<b>Quad Stake Rivet Kit</b>	
Motion Pro.....	808, 1126
<b>Quick Disconnect Couplings</b>	
.....	668
<b>Quick Release Clamps</b>	
Performance Tool.....	1212
<b>Quick Release Kits</b>	
American Mfg.....	1117
<b>Quick Ties</b>	
Performance Tool.....	1236

## R

<b>Racing Valves For Tubeless Tires</b>	
Ariete.....	1114
<b>Radiator Scoops</b>	
Maier.....	112
Polisport.....	85-94
<b>Ram Mounts</b>	
Accessory Mounts For Handlebars.....	22
Adjustable Cell Phone Holder.....	23
Apple Holders.....	24
Garmin Holders.....	24
Magellan Holders.....	24
Medium Universal Cell Phone Holder.....	23
Small Universal Cell Phone Holder.....	23
Tom-Tom Holders.....	24
Universal Cell Phone Holder.....	23
Universal Cradle Cell Phone Holder.....	23
Universal X-Grip Cell Phone Holder.....	23
<b>Ramp Plate Kit</b>	
Buyers.....	13
<b>Ramp Plates</b>	
Erickson.....	13
<b>Ratchet Wrench, Extensions &amp; Socket Sets</b>	
Performance Tool.....	1204-1208
<b>Ratio Rite</b>	
Measuring Container.....	679, 1198
<b>RCA Jack Dual Splitter</b>	
SPI.....	1224
<b>Rear Disc Protector</b>	
Polisport.....	80
<b>Rear Fenders</b>	
Polisport.....	67-71
<b>Rear Shock Seal Head Assemblies</b>	
All Balls.....	1066-1068
<b>Rear Shock Springs</b>	
Factory Connection.....	1002-1005
<b>Rear Sprockets</b>	
JT.....	810-827
ProX.....	835-837
<b>Rear Vu</b>	
Universal Fit Mirrors.....	30
<b>Rear Wheel Bearing</b>	
All Balls.....	868-891
Bearing Connection.....	916
Pivot Works.....	908-916
ProX.....	903-907

## S

- Rear Wheel Upgrade Kit**  
Pivot Works ..... 923
- Rechargeable Dehumidifier (Bd)**  
MaxxDry ..... 14
- Rechargeable Hand Warmer**  
Green Heat ..... 16
- Rectifier/Regulator & Stators**  
Ricks Electrics ..... 714-718
- Regina**  
Chain ..... 793-796  
Drive Chain ..... 793-796
- Regulator/Rectifier**  
Procom ..... 724-728
- Reorder Tags**  
..... 1240
- Replacement O.E. Levers**  
Motion Pro ..... 162-170
- Revolver Throttle Cables**  
Motion Pro ..... 212-214
- Revolver Variable Throttle Kit**  
Motion Pro ..... 208-211
- Ricks Electrics**  
Rectifier/Regulator & Stators . 714-718  
Solenoid Switches ..... 719-721  
Starter Motors ..... 719-721
- Ride-On**  
Led Smart Caps ..... 1118  
Tire Balancer And Sealant ..... 1118
- Rim Lock Nuts W/ Beveled Washer**  
Motion Pro ..... 1122
- Rim Lock Nuts W/ Beveled Washer Kit**  
Motion Pro ..... 1127
- Rim Locks**  
EMGO ..... 1113  
Motion Pro ..... 1122
- Rim Protectors**  
Motion Pro ..... 1120
- Rim Strips**  
EMGO ..... 1113  
Vee Rubber ..... 1110
- Ring Sets**  
Namura ..... 270-287  
ProX ..... 291-386  
Vertex ..... 442-471  
Wiseco ..... 393-440
- Robic Stop Watch**  
Hardline ..... 1223
- Roll-Around Stool**  
Performance Tool ..... 1232
- Rope Ratchet**  
Rope Ratchet Tie Downs ..... 53
- Rope Ratchet Tie Downs**  
Rope Ratchet ..... 53
- Rotating Bar Clamp**  
Factory Effex ..... 60
- Rotor & Sprocket Holder**  
Motion Pro ..... 1120
- Round Main Jets**  
Keihin ..... 660
- Rubber Bungees**  
..... 53
- Rubber Cement**  
Performance Tool ..... 1188
- S12 XC**  
Michelin ..... 1108
- Sae & Metric Size Catcher**  
Performance Tool ..... 1213
- Safety Glasses**  
Elvex ..... 1230-1231  
..... 1230-1231
- Safety Wire Pliers**  
TMV ..... 1125
- Screwdriver Sets**  
Performance Tool ..... 1211
- Screw-In Filter**  
..... 667
- Seals Size Chart**  
..... 924-926
- Seat Cover Material**  
Factory Effex ..... 121  
SPI ..... 134  
Travelcade ..... 134
- Seat Covers**  
Cycle Works ..... 114-115  
Factory Effex ..... 120-121  
Psychic ..... 133  
Travelcade ..... 134
- Seat Foam**  
Ceet ..... 135
- Service Manuals**  
Clymer ..... 41-42  
Haynes ..... 43
- Service Parts Bags**  
..... 1240
- Service Repair Tags**  
..... 1240
- Set Screw For Max-Torque Clutch**  
Max-Torque ..... 1237
- Shaft Snap Ring**  
Max-Torque ..... 1237
- Shaker Siphons**  
..... 1194
- Shift Levers**  
EMGO ..... 191-193
- Shim Kits**  
Hot Cams ..... 512
- Shindy**  
Brake Caliper Rebuild Kits ..... 986  
Brake Pad Hanger Pins ..... 987  
Carburetor Rebuild Kits ..... 678  
Master Cylinder Rebuild Kits.. 984-985
- Shock Absorber Kits**  
Bearing Connection ..... 1040  
Pivot Works ..... 1012-1013
- Shock Flap**  
Polisport ..... 84
- Shock Repair Kits**  
Pivot Works ..... 1014
- Shock Spanner Punch**  
Motion Pro ..... 1227
- Shock Thrust Bearing Kits**  
Pivot Works ..... 1015
- Shoe Cleats**  
MaxxDry ..... 16
- Side Cover Gasket**  
Winderosa ..... 563-569
- Side Panels**  
Maier ..... 113  
Polisport ..... 77-79
- Single Sided Swing Arm Stand**  
K&L ..... 1124
- Siphons**  
Flo Tool ..... 1194  
..... 679
- Skid Plates**  
Polisport ..... 98-99
- Slave Cylinder Rebuild Kits**  
All Balls ..... 785-788
- Slow Jets**  
Keihin ..... 660
- SLP**  
Carburetor "Power Pack" ..... 650
- Small Engine Cylinder Hone**  
Performance Tool ..... 1219
- Small Hex Main Jets**  
Mikuni ..... 655
- Small Round Main Jets**  
Mikuni ..... 655
- Small Universal Cell Phone Holder**  
Ram Mounts ..... 23
- Snap Ring Assortments**  
Performance Tool ..... 1228
- Snap Ring Pliers**  
Motion Pro ..... 1219
- Snostuff**  
Deluxe Spring Tool Multi-Pack ..... 1216  
Universal Fly Wheel Puller ..... 1218
- Solar Battery Chargers**  
Genius ..... 707
- Solenoid Switches**  
Ricks Electrics ..... 719-721
- Spare Jet Carrier**  
Mikuni ..... 665, 1226
- Spark Plug Application Book**  
NGK ..... 1241
- Spark Plug Caps**  
EMGO ..... 742  
NGK ..... 740
- Spark Plug Carriers**  
Katahdin Gear ..... 742
- Spark Plug Gap Gauge**  
Performance Tool ..... 743, 1220
- Spark Plug Gaper**  
Performance Tool ..... 1220
- Spark Plug Hole Thread Chaser**  
Performance Tool ..... 1220

<b>Spark Plug Ratchet Wrench</b>			
Motion Pro.....	1220		
<b>Spark Plug Thickness Gauge</b>			
Performance Tool .....	1220		
<b>Spark Plug Wire Tester</b>			
Performance Tool .....	1221		
<b>Spark Plug Wrench</b>			
EMGO .....	743		
<b>Spark Plug Wrenches</b>			
EMGO .....	1220		
<b>Spark Plugs</b>			
Champion.....	741		
NGK .....	735-740		
<b>Speedometer Cables</b>			
Motion Pro.....	219-238		
<b>SPI</b>			
12V Power Extension .....	1224		
12V Power Outlets W/ Relay .....	1224		
Carburetor Repair Kit .....	663		
Cigarette Lighter			
Power Port (RCA).....	1224		
Cigarette Lighter			
Power Port (USB).....	1224		
Flywheel Puller.....	1218		
Jet Holder W/ Wrench .....	665		
Jet Wrench For Slot Type			
Mikuni Jets .....	665		
Measuring Container.....	679		
RCA Jack Dual Splitter.....	1224		
Seat Cover Material .....	134		
Tie Downs .....	53		
Universal Air Filters.....	621		
Universal Dc Connector .....	1224		
<b>Spider</b>			
Handlebar Grips.....	143		
<b>Spinner Counter Display</b>			
StreetFX .....	1243		
<b>Spinner Floor Display</b>			
StreetFX .....	1243		
<b>Spinner T-Handle, Bit Driver</b>			
Motion Pro.....	1201		
<b>Spoke Cleaner</b>			
Polisport .....	19		
<b>Spoke Sets</b>			
Psychic.....	1116		
<b>Spoke Wrench</b>			
Motion Pro.....	1122		
<b>Spoke Wrench 6 In 1</b>			
TMV .....	1125		
<b>Spoke Wrenches</b>			
Motion Pro.....	1147-1157		
<b>Spring Assortments</b>			
Performance Tool .....	1228		
<b>Spring Hooks</b>			
Motion Pro.....	1216		
<b>Sprockets</b>			
Max-Torque .....	1237		
<b>SS Sprocket Clutches</b>			
Max-Torque .....	1237		
<b>Sta Dri</b>			
Fuel Dryer (Water Sock) .....	1198		
<b>Sta-Dri</b>			
Fuel Dryer .....	679		
Water Sock .....	679		
<b>Stainless Steel Brake Lines</b>			
Streamline.....	998		
<b>Stainless Steel Oil Filters</b>			
Wild Boar .....	625		
<b>Stainless Steel Safety Wire</b>			
TMV .....	1125		
<b>Standard Steel Tire Irons</b>			
Motion Pro.....	1128		
<b>Standard Tubes</b>			
Kenda.....	1105		
<b>Starcross Mh3</b>			
Michelin .....	1107		
<b>Starcross Ms3</b>			
Michelin .....	1107		
<b>Starcross Sand 4</b>			
Michelin .....	1107		
<b>Starter Motors</b>			
Arrowhead Electrical .....	729-734		
Ricks Electrics.....	719-721		
<b>Starter Relay</b>			
Arrowhead Electrical .....	729-734		
<b>Starter Repair Kit</b>			
Arrowhead Electrical .....	729-734		
<b>Starter Solenoid</b>			
Arrowhead Electrical .....	729-734		
<b>Stators</b>			
Procom.....	724-728		
<b>Steel Clutch Plate</b>			
Vesrah .....	761-765		
<b>Steel Clutch Plates</b>			
ProX .....	774-775		
<b>Steel Exhaust (Camshaft &amp; Valve Train)</b>			
Wiseco .....	485-487		
<b>Steel Handlebars</b>			
EMGO .....	139		
<b>Steel Intake (Camshaft &amp; Valve Train)</b>			
Wiseco .....	485-487		
<b>Steel Intake Center (Camshaft &amp; Valve Train)</b>			
Wiseco .....	485-487		
<b>Steering Head Bearing Race Driver</b>			
Motion Pro.....	1217		
<b>Steering Stem Bearing Kits</b>			
All Balls .....	1083-1089, 895-902		
Bearing Connection .....	1040		
Pivot Works .....	1090-1091		
<b>Steering Stem Bearing Tool</b>			
Motion Pro.....	1217		
<b>Step Less Clamp Fuel Line Fittings Kit</b>			
Motion Pro.....	670		
<b>Sticker Kits</b>			
Factory Effex .....	116-119		
<b>Stickers</b>			
Factory Effex .....	129-132		
<b>Stock Replacement Seat Covers</b>			
Ceet .....	136		
<b>Strap Hanger</b>			
Erickson .....	51		
<b>Streamline</b>			
Stainless Steel Brake Lines .....	998		
<b>StreetFX</b>			
ATV Light Display Board .....	1243		
Flex Pro Kit Display Board .....	1243		
Motorcycle Light Display Board....	1243		
Pop Valve Cap Display Board .....	1243		
Spinner Counter Display .....	1243		
Spinner Floor Display.....	1243		
Utilitarian Display Board.....	1243		
Whip-Light Display Board.....	1243		



- Suction Gun**  
Performance Tool ..... 1191
- Sudco**  
Mikuni Tuning Manual ..... 664
- Super Light Chain Tool**  
Motion Pro ..... 807, 1126
- Super Tuff Tubes**  
Kenda ..... 1104
- Super-Duty Booster Cables**  
Juice ..... 1222
- Suspension Tools**  
Motion Pro ..... 1175-1186
- Suzuki Engine Tools**  
Motion Pro ..... 1145
- Suzuki Pedal Anchor Kit**  
Motion Pro ..... 194
- Suzuki Spark Plug Socket Tool**  
Motion Pro ..... 1145
- Suzuki Valve Stem Seal Install Tool**  
Motion Pro ..... 1145
- Suzuki Valve Tappet Tool**  
Motion Pro ..... 1145
- Swing Arm Bearing & Seal Kit**  
All Balls ..... 1016-1033  
Bearing Connection ..... 1041  
Pivot Works ..... 1042-1045
- Swing Arm Bearing Kit**  
ProX ..... 1034-1038
- Swing Arm Protector**  
Polisport ..... 80
- Swivel Inspection Mirror**  
Performance Tool ..... 1234
- Swivel Seat Bar Stool**  
Performance Tool ..... 1232
- Synopro Carburetor Tuner**  
Motion Pro ..... 1226
- Synopro Manometer Fluid Refill**  
..... 1226
- T3 Cables**  
Motion Pro ..... 216-218
- Tach Meters**  
Hardline ..... 1223
- Tachometer Cables**  
Motion Pro ..... 219-238
- Talon Hub Bearing Kit**  
Pivot Works ..... 917
- Tap & Die Sets**  
Performance Tool ..... 1213
- Tape Measurer**  
Performance Tool ..... 1214
- Tapered Extractor Set**  
Performance Tool ..... 1213
- Tappet Feeler Gauges**  
Motion Pro ..... 1218
- T-Handle Bracket/Wall Mounts**  
Motion Pro ..... 1202
- T-Handle Wrenches**  
Motion Pro ..... 1201-1202
- Thottle Cables**  
Motion Pro ..... 219-238
- Threebond**  
Grip Lock ..... 142
- Throttle Cables**  
All Balls ..... 241-246  
ProX ..... 247-252
- Throttle Kits Rev2**  
Motion Pro ..... 203-206
- Throttle Sleeves**  
Motion Pro ..... 196-202
- Throttle Valves**  
Mikuni ..... 659
- Thunder Products**  
TPI Valves ..... 650
- Tie Downs**  
Ancra ..... 45-46  
Buyers ..... 53  
Erickson ..... 47-52  
Highland ..... 55-59  
Performance Tool ..... 54  
SPI ..... 53
- Tire Balancer And Sealant**  
Ride-On ..... 1118
- Tire Bead Tool**  
TMV ..... 1125
- Tire Gauge**  
EMGO ..... 1117  
EMGO ..... 1187-1189
- Tire Inflator Kit**  
Bronco ..... 1117, 1187
- Tire Inflator W/Led**  
Performance Tool ..... 1189
- Tire Iron Sets**  
Motion Pro ..... 1120
- Tire Lever 400Mm**  
TMV ..... 1125
- Tire Lever Spoons**  
Motion Pro ..... 1170-1174
- Tire Pressure Gauge Gray**  
TMV ..... 1125
- Tire Repair & Maintenance Kit**  
Performance Tool ..... 1188
- Tire Repair Kit**  
Bronco ..... 1117, 1187
- Tire Valve Stem Inserter**  
..... 1129
- Titanium Intake (Camshaft & Valve Train)**  
Wiseco ..... 485-487
- Titanium Wrenches**  
Motion Pro ..... 1203
- TMV**  
Chain Breaker Heavy Duty ..... 1125  
Safety Wire Pliers ..... 1125  
Spoke Wrench 6 In 1 ..... 1125  
Stainless Steel Safety Wire ..... 1125  
Tire Bead Tool ..... 1125  
Tire Lever 400Mm ..... 1125  
Tire Pressure Gauge Gray ..... 1125  
T-Wrench Set ..... 1125
- Tom-Tom Holders**  
Ram Mounts ..... 24
- Tool Pack Hardware Card Kit**  
Motion Pro ..... 1229
- Top End Bearings**  
Wiseco ..... 393-440
- Top End Gasket Kit**  
Namura ..... 270-287  
ProX ..... 291-386
- Top End Gasket Kits**  
Cometic ..... 578-587  
Wiseco ..... 393-440
- Top End Gasket Sets**  
Versah ..... 570-577  
Winderosa ..... 555-562
- Top End Gasket Sets W/ .012 Bg**  
Winderosa ..... 555-562
- Top End Repair Kits**  
Namura ..... 270-287
- Top Needle Bearing**  
Namura ..... 270-287
- Tow Strap**  
Erickson ..... 51
- Toys**  
New-Ray ..... 32-40
- TPI Valves**  
Thunder Products ..... 650
- Trail Bead Buddy**  
Motion Pro ..... 1127
- Trail Competition**  
Michelin ..... 1109
- Trail Light**  
Michelin ..... 1109
- Transmission Bearing Kits**  
Hot Rods ..... 549
- Travelcade**  
Seat Cover Material ..... 134  
Seat Covers ..... 134
- Tread Doctor**  
Hardline ..... 1119
- Triangle Motorcycle Stand**  
Woody'S ..... 19

## U

## V

<b>Tri-Fold Aluminum Loading Ramps</b>	11-12
<b>Tri-Fold Sport Utility Ramps</b>	
Highland Ramparts .....	12
<b>Tripod Dirt Bike Kickstand</b>	
Polisport .....	18
<b>Truing &amp; Balance Stand</b>	
Motion Pro .....	1128
<b>T-Stem Spanner</b>	
Motion Pro .....	1175
<b>Tube Style Battery Tester</b>	
Performance Tool .....	1221
<b>Tubes</b>	
Vee Rubber .....	1115
<b>Tubing And Hose</b>	
Helix .....	669-671
<b>Tuff Tubes</b>	
Kenda .....	1105
<b>Tunable Intake System</b>	
Vforce .....	650
<b>Tune Up Kits, Points &amp; Condensers</b>	
K&L .....	722-723
<b>Turbo Throttle Cables</b>	
Motion Pro .....	215
<b>Twin Air</b>	
Air Box Covers .....	631-642
Air Filters .....	631-642
Backfire/Repl. Filter .....	631-642
Dust Cover .....	631-642
Oil Filter .....	631-642
Power Flow Kit .....	631-642
Pre-Oiled Air Filter .....	631-642
<b>Twist Throttle Kits</b>	
Motion Pro .....	207
<b>Two Brothers Racing</b>	
Exhaust Canisters .....	265-267
Exhaust Replacement Parts .....	267
M-6 Mini Exhaust .....	266
M-7 Exhaust .....	266
<b>Two Brother'S Racing</b>	
Fuel Controller .....	711
<b>T-Wrench Set</b>	
TMV .....	1125

<b>UNI</b>	
Air Box Filtered Air Vents .....	626
Air Filters .....	626-630
Air Filter Wraps .....	630
Foam Air Filter Oil/Cleaner .....	626
Universal Dirt Filter .....	626
<b>Universal Air Filters</b>	
SPI .....	621
<b>Universal Bar End Mirrors</b>	
.....	31
<b>Universal Bar Riser</b>	
Powermadd .....	138
<b>Universal Cell Phone Holder</b>	
Ram Mounts .....	23
<b>Universal Cradle Cell Phone Holder</b>	
Ram Mounts .....	23
<b>Universal Dc Connector</b>	
SPI .....	1224
<b>Universal Dirt Filter</b>	
UNI .....	626
<b>Universal Fit Mirrors</b>	
EMGO .....	25-31
Rear Vu .....	30
<b>Universal Fly Wheel Puller</b>	
Snostuff .....	1218
<b>Universal Front Wheel Stand</b>	
K&L .....	1124
<b>Universal Handlebars</b>	
.....	139
<b>Universal Heavy Duty Flywheel Puller</b>	
.....	1218
<b>Universal Mini Bike Throttle Cables</b>	
.....	1238
<b>Universal Swing Arm Stand</b>	
K&L .....	1124
<b>Universal Training Wheels</b>	
Hardline .....	1114
<b>Universal XC Pro Hand Guards</b>	
.....	160
<b>Universal X-Grip Cell Phone Holder</b>	
Ram Mounts .....	23
<b>Upper &amp; Lower Shock Bearing Kits</b>	
All Balls .....	1016-1033
<b>Utilitarian Display Board</b>	
StreetFX .....	1243
<b>Utility Knife &amp; Blades</b>	
Performance Tool .....	1235
<b>Valve Cap / Rim Lock Kit</b>	
Factory Effex .....	60
<b>Valve Cover Gasket</b>	
Winderosa .....	563-569
<b>Valve Guides</b>	
Kibblewhite .....	488
<b>Valve Seals</b>	
ProX .....	291-386

<b>Valve Shims</b>	
ProX .....	291-386
<b>Valve Spring Kit</b>	
Hot Cams .....	511
<b>Valve Stem Seal Install Tool Set</b>	
Motion Pro .....	1128
<b>Valves</b>	
ProX .....	291-386
<b>Vee Rubber</b>	
Rim Strips .....	1110
Tubes .....	1115
VRM-021 Trail .....	1113
VRM-022 Dual Sport .....	1111
VRM-140 Motocross .....	1112
VRM-163 Dual Sport .....	1110
VRM-193 Dual Sport .....	1110
VRM-206 Dual Sport .....	1110
VRM-211 Dual Sport .....	1111
VRM-229 Motocross .....	1112
VRM-300 Motocross .....	1112
VRM-308 Trail .....	1113
<b>Vent &amp; Valve</b>	
Polisport .....	19
<b>Versah</b>	
Complete Gasket Sets .....	570-577
Connecting Rods .....	545-546
Exhaust Valves .....	495-499
Top End Gasket Sets .....	570-577
<b>Vertex</b>	
Circlips/Wristpin Clips .....	442-471
Piston Kits .....	442-471
Ring Sets .....	442-471
<b>Vesrah</b>	
Brake Pads .....	928-957
Brake Shoes .....	928-957
Clutch Spring .....	765-773
Friction Clutch Plates .....	754-761
Intake Valves .....	495-499
Steel Clutch Plate .....	761-765



# W

<b>Vforce</b>			
Power Reeds.....	649		
Tunable Intake System.....	650		
<b>Visu Filter</b>			
In-Line Fuel Filters .....	666		
<b>Voltage Regulator</b>			
Arrowhead Electrical.....	729-734		
<b>Vortex Throttle Cables</b>			
Motion Pro.....	215		
<b>VP Racing</b>			
Motorsports Containers .....	1199-1200		
VP Racing			
Replacement Parts .....	1200		
<b>VP Racing Replacement Parts</b>			
VP Racing .....	1200		
<b>VRM-021 Trail</b>			
Vee Rubber.....	1113		
<b>VRM-022 Dual Sport</b>			
Vee Rubber .....	1111		
<b>VRM-140 Motocross</b>			
Vee Rubber .....	1112		
<b>VRM-163 Dual Sport</b>			
Vee Rubber .....	1110		
<b>VRM-193 Dual Sport</b>			
Vee Rubber .....	1110		
<b>VRM-206 Dual Sport</b>			
Vee Rubber .....	1110		
<b>VRM-211 Dual Sport</b>			
Vee Rubber .....	1111		
<b>VRM-229 Motocross</b>			
Vee Rubber .....	1112		
<b>VRM-300 Motocross</b>			
Vee Rubber .....	1112		
<b>VRM-308 Trail</b>			
Vee Rubber .....	1113		
<b>Wall Clock</b>			
NGK .....	1241		
<b>Wall Mounted Grease Gun Holder</b>			
Performance Tool .....	1191		
<b>Washer Assortments</b>			
Performance Tool .....	1228		
<b>Washougal LI</b>			
Kenda.....	1100		
<b>Water Pump Rebuild Kit</b>			
Winderosa.....	555-562		
<b>Water Pump Repair Kits</b>			
Hot Rods .....	592		
Psychic.....	590-591		
<b>Water Pump Seal</b>			
Winderosa.....	555-562		
<b>Water Sock</b>			
Sta-Dri.....	679		
<b>Watertight Wheel Collar Kits</b>			
Pivot Works .....	918-921		
<b>Wheel Bearing Kits</b>			
Pivot Works .....			
<b>Wheel Bearing Remover</b>			
8 Piece Metric Set			
Motion Pro.....	1129		
<b>Wheel Bearing Retainer Tool</b>			
Motion Pro.....	1175		
<b>Wheel Bearing Upgrade Kits</b>			
All Balls .....	892-894		
<b>Wheel Chock</b>			
Erickson .....	1117		
<b>Wheel Chocks</b>			
American Mfg.....	1117		
<b>Wheel Spacers Front &amp; Rear</b>			
All Balls .....	868-891		
<b>Wheel Weights</b>			
Motion Pro.....	1121		
<b>Whip-Light Display Board</b>			
StreetFX.....	1243		
<b>White Lithium Grease</b>			
Performance Tool .....	1192		
<b>Wild Boar</b>			
Brake Pads.....	960-973		
Brake Shoes.....	960-973		
Stainless Steel Oil Filters .....	625		
<b>Winderosa</b>			
Clutch			
Cover Gaskets .....	563-569, 779-781		
Complete Gasket Set			
w/ Oil Seals .....	555-562		
Complete Gasket Sets .....	555-562		
Ignition			
Cover Gaskets .....	563-569, 779-781		
Mikuni Butterfly Repair Kit.....	663		
Oil Seal Sets .....	555-562		
Side Cover Gasket.....	563-569		
Top End Gasket Sets .....	555-562		
Top End Gasket Sets			
w/ .012 Bg.....	555-562		
Valve Cover Gasket.....	563-569		
Water Pump Rebuild Kit.....	555-562		
Water Pump Seal .....	555-562		
<b>Wing Nut Assortments</b>			
Performance Tool .....	1228		
<b>Wire Brushes</b>			
Performance Tool .....	1215		
<b>Wire Crimping Tools</b>			
Performance Tool .....	1213		
<b>Wire Stop</b>			
.....	1238		
<b>Wire Terminal Assortments</b>			
Performance Tool .....	1228		

## Wiseco

Bottom End Gasket Kit.....	521-534
Cam Chains .....	485-487
Camshafts Exhaust.....	485-487
Camshafts Intake.....	485-487
Chromed & Unchromed	
Wrist Pins.....	393-440
Circlips/Wristpin Clips .....	393-440
Clutch Baskets .....	782-784
Clutch Components .....	782-784
Clutch Cover Gasket.....	782-784
Clutch Hubs .....	782-784
Complete Bottom End	
Rebuild Kit.....	521-534
Connecting Rods .....	521-534
Crankshafts.....	521-534
Fuel Controller .....	711
Main Bearing Kit.....	521-534
Main Seal Kit.....	521-534
Piston Kits .....	393-440
Pistons .....	393-440
Pressure Plates.....	782-784
Ring Sets .....	393-440
Steel Exhaust	
(Camshaft & Valve Train).....	485-487
Steel Intake	
(Camshaft & Valve Train).....	485-487
Steel Intake Center	
(Camshaft & Valve Train).....	485-487
Titanium Intake	
(Camshaft & Valve Train).....	485-487
Top End Bearings.....	393-440
Top End Gasket Kits.....	393-440
Wiseco Hour/Tach	
Meter Bracket.....	1223

## Wiseco Hour/Tach Meter Bracket

Wiseco .....	1223
--------------	------

## Woody's

Triangle Motorcycle Stand.....	19
--------------------------------	----

## Wrench Rabbit

Bottom End Kits .....	476
-----------------------	-----

## Wrist Mirror

.....	31
-------	----



## Yamaha Engine Tools

Motion Pro.....	1146
-----------------	------

## Yamaha Fuel Pump Repair Kit

.....	662
-------	-----

## Yamaha Spark Plug Sockets

Motion Pro.....	1146
-----------------	------

## Yamaha Valve Stem Seal Install Tool

Motion Pro.....	1146
-----------------	------

## Yamaha Valve Tappet Tool

Motion Pro.....	1146
-----------------	------

## Y & T Connectors

Motion Pro.....	668
-----------------	-----

## Yuasa

Batteries.....	682-685
Battery Application Book.....	1242
Battery Banner.....	1242
Battery Chargers.....	701
Battery Jumper Cables .....	1222
Battery Tester .....	701
Counter Mat .....	1242
Jumper Cables.....	701
Yuasa Battery Rack.....	1242

## Yuasa Battery Application

.....	699-700
-------	---------

## Yuasa Battery Rack

Yuasa .....	1242
-------------	------



## Zip Ties

Performance Tool .....	1236
------------------------	------